

DBU

PATRIOT BASEBALL

REAGAN RATCLIFF, SID • REAGAN@DBU.EDU • M: 214-356-6309



13 NCAA REGIONALS • 25 ALL-AMERICANS • 22 MAJOR LEAGUERS

April 22 • Stillwater, Okla. • O'Brate Stadium

#20 DBU PATRIOTS (28-11, 11-4)

2025 Record: 28-11, 11-4 CUSA **H/A/N:** 17-5 / 11-4 / 0-2
Rankings: D1:NR | BA:NR | NCWBA:22
 USA:RV | PG:20
HC: Dan Heefner (Northern Iowa)
 Career: 680-337-1 (18th Season)
 DBU: 680-337-1 (18th Season)



OSU COWBOYS (17-19, 6-9)

2025 Record: 17-19, 6-9 Big 12 **H/A/N:** 11-6 / 2-9 / 4-4
Rankings: D1:NR | BA:NR | NCWBA:NR
 USA:NR | PG:NR
HC: Josh Holliday (OSU)
 Career: 462-257-2 (13th Season)
 OSU: 462-257-2 (13th Season)



GAME COVERAGE

Watch: ESPN+ **Live Stats:** statbroadcast.com **Twitter/X:** @DBU_Baseball
Listen: patriotbroadcastingnetwork.com w/Reagan Ratcliff & Kragen Kechely

LEADING OFF

- DBU is riding a nine-game win streak after sweeping Sam Houston at Horner Ballpark last weekend.
- The Patriots return to the top 25 this week and are ranked No. 20 in Perfect Game's poll.
- DBU travels to Oklahoma State on Tuesday to face the Cowboys.

TOP STORYLINES

- **CUSA Hitter of the Week:** DBU's **Keaton Grady** was named the CUSA Hitter of the Week on Monday. The Patriots' redshirt junior hit a team-high .765 (13-17) last week.
- **RPI Rising:** DBU continues to bolster its postseason résumé, climbing to No. 25 in the latest RPI rankings released by D1Baseball.
- **CUSA Title Hunt:** The Patriots enter this week tied with Western Kentucky for first place in the CUSA standings.
- **Potent Offense:** DBU ranks 9th nationally in home runs (77) and 7th in slugging percentage (.572). The Patriots are also averaging 9.3 runs per game, good for 11th-best in the nation.
- **Home Run King:** Junior catcher **Grant Jay** set the DBU career home run record with a three-homer game vs. UTA on April 1. His 58th career home run came on Saturday versus Sam Houston.
- **Golden Spikes Watch:** **Jay** is also one of 45 players recently named to the Golden Spikes Award Midseason Watch List.
- **Elite Company:** Senior centerfielder **Nathan Humphreys** is in elite company as the first Patriot ever with 200 career hits, 30 home runs, 40 doubles, and 40 stolen bases.
- **RBI Machine:** Senior first baseman **Chayton Krauss** continues to drive in runs at a blistering pace. His 52 RBI lead C-USA and rank 20th nationally. **Krauss** is aiming to lead the team in RBI for the second consecutive season.
- **Grady's Hot Streak:** Since entering the lineup on March 8, **Keaton Grady** is scorching hot. Over his last 14 games, he's hitting .574 (31-for-54), including a career-best five-hit game at New Mexico State on March 29.
- **Strikeout Staff:** DBU's pitching staff ranks No. 18 in the nation in strikeouts per nine innings (10.5).
- **Defensive Excellence:** The Patriots continue to flash the leather, ranking 14th in the country in fielding percentage (.980) - just shy of last year's program-record mark of .982.

SERIES HISTORY

- Oklahoma State holds a 15-12 edge over DBU in the all-time series.
- The Patriots have won five straight over the Cowboys, including an 8-7 win over OSU in 11 innings on March 11 in Dallas.
- DBU is 2-1 against Oklahoma State at O'Brate Stadium and have won their last two games over the Cowboys in Stillwater.

PROBABLE STARTING PITCHERS

| Day | Team | Pitcher | 2025 Stats (W-L, ERA, IP, SO, BB) |
|---------|------|--------------------|--------------------------------------|
| Tuesday | DBU | RHP Jerrod Jenkins | 5-0, 5.13 ERA, 33.1 IP, 34 SO, 20 BB |
| | OSU | RHP Hunter Watkins | 4-2, 5.49 ERA, 41.0 IP, 43 BB, 17 BB |

PROBABLE STARTERS BY POSITION (Lineup subject to change)

| Pos. | Name | Avg. | 2B | 3B | HR | RBI | SB | Notes |
|------|------------------|------|----|----|----|-----|-------|------------------------------|
| C | Grant Jay | .366 | 14 | 1 | 16 | 47 | 8-8 | 7th-most HRs in the nation |
| 1B | Chayton Krauss | .359 | 13 | 0 | 10 | 52 | 5-6 | 14-game hit streak (.411) |
| 2B | Keaton Grady | .427 | 11 | 2 | 2 | 17 | 9-10 | Last 4 games: 13-for-17 |
| SS | Luke Heefner | .214 | 2 | 0 | 2 | 15 | 3-3 | Team-high 6 sacrifice bunts |
| 3B | Michael Dattalo | .291 | 9 | 1 | 3 | 24 | 2-4 | 206 career hits in 3 seasons |
| LF | Ben Tryon | .303 | 5 | 0 | 0 | 7 | 1-2 | 4 doubles on Thurs. vs. SHSU |
| CF | Nathan Humphreys | .364 | 11 | 2 | 13 | 49 | 10-13 | Hit 3 HRs on Sat. vs. SHSU |
| RF | Landon Underhill | .289 | 3 | 0 | 4 | 15 | 0-0 | 4 HRs last weekend vs. SHSU |
| DH | Jake Bennett | .267 | 2 | 0 | 11 | 29 | 1-1 | 11 of his 20 hits are HRs |

2025 SCHEDULE

| | | |
|-----------|-----------------------------------|-------------|
| FEB.14 | NORTH DAKOTA STATE | W, 11-6 |
| FEB.15 | NORTH DAKOTA STATE | W, 5-2 |
| FEB.16 | NORTH DAKOTA STATE | W, 11-1 |
| Feb.18 | UTRGV (at Globe Life Field) | L, 5-15 |
| FEB.22 | SIU EDWARDSVILLE | W, 14-2 |
| FEB.22 | SIU EDWARDSVILLE | W, 11-1 |
| FEB.23 | SIU EDWARDSVILLE | W, 10-2 |
| Feb.26 | #2 LSU^ | L, 3-7 |
| Feb.28 | ORU | L, 6-7 |
| Mar.1 | ORU | W, 6-1 |
| Mar.2 | ORU | W, 6-5 |
| MAR.4 | #10 OKLAHOMA | W, 11-0 (7) |
| Mar.7 | Louisiana | L, 5-6 |
| Mar.8 | Louisiana | W, 10-6 |
| Mar.9 | Louisiana | W, 8-2 |
| MAR.11 | OKLAHOMA STATE | W, 8-7 (11) |
| MAR.14 | UTSA | W, 14-3 (7) |
| MAR.15 | UTSA | L, 11-15 |
| MAR.16 | UTSA | W, 14-4 (7) |
| MAR.18 | TCU | L, 5-8 |
| MAR.21 | MTSU* | W, 10-0 (7) |
| MAR.22 | MTSU* | W, 25-7 (7) |
| MAR.23 | MTSU* | L, 6-12 |
| Mar.25 | Abilene Christian | L, 1-7 |
| Mar.28 | New Mexico State* | W, 14-7 |
| Mar.29 | New Mexico State* | W, 16-13 |
| Mar.30 | New Mexico State* | L, 3-4 |
| APR.1 | UT ARLINGTON | W, 14-4 (7) |
| APR.4 | WESTERN KENTUCKY* | L, 3-4 |
| APR.5 | WESTERN KENTUCKY* | L, 0-11 (7) |
| APR.6 | WESTERN KENTUCKY* | W, 5-1 |
| Apr.8 | #16 Oklahoma | W, 9-1 |
| Apr.11 | Jacksonville State* | W, 8-1 |
| Apr.12 | Jacksonville State* | W, 7-4 |
| Apr.13 | Jacksonville State* | W, 12-1 (7) |
| Apr.15 | #15 TCU | W, 6-5 (10) |
| APR.17 | SAM HOUSTON* | W, 17-4 (7) |
| APR.18 | SAM HOUSTON* | W, 18-4 (7) |
| APR.19 | SAM HOUSTON* | W, 14-4 (8) |
| Apr.22 | Oklahoma State | 6:00 PM |
| Apr.25 | Louisiana Tech* | 6:00 PM |
| Apr.26 | Louisiana Tech* | 2:00 PM |
| Apr.27 | Louisiana Tech* | 1:00 PM |
| Apr.30 | Abilene Christian | 6:05 PM |
| May 2 | FIU* | 6:05 PM |
| May 3 | FIU* | 3:05 PM |
| May 4 | FIU* | 1:05 PM |
| May 6 | UT Arlington | 6:00 PM |
| MAY 9 | KENNESAW STATE* | 6:05 PM |
| MAY 10 | KENNESAW STATE* | 3:05 PM |
| MAY 11 | KENNESAW STATE* | 1:05 PM |
| May 15 | Liberty* | 5:00 PM |
| May 16 | Liberty* | 3:00 PM |
| May 17 | Liberty* | 12:00 PM |
| May 21-25 | C-USA Tournament - Lynchburg, Va. | |

BOLD CAPS denotes home game

Times listed are central

^Amegy Bank College Baseball Series at Globe Life Field

*Conference USA contest

THIS IS DBU BASEBALL

ELITE COMPANY

DBU enters the 2025 season as one of only five teams in the nation to reach the NCAA Tournament each of the last 10 years. The Patriots are joined by Florida, LSU, Oklahoma State, and Vanderbilt on that short list of teams in search of their 11th consecutive trip to the postseason in 2025.

3RD-HIGHEST WIN AVERAGE SINCE 2015

The Patriots average of 43 wins per year over the last nine seasons ranks as the third-highest average number of wins per year in college baseball since 2015.

| | |
|-----------------------|------------------------|
| T1. Florida (45) | T3. East Carolina (43) |
| T1. LSU (45) | T3. Southern Miss (43) |
| T2. Oregon State (44) | T3. Texas A&M (43) |
| T2. Vanderbilt (44) | 4. Louisville (42) |
| T3. DBU (43) | T5. TCU (41) |
| T3. Arkansas (43) | T5. Texas Tech (41) |

PICKED TO WIN CUSA CROWN

DBU received nine of the 10 first place votes in the CUSA Preseason Coaches Poll. The Patriots are in their third season in CUSA and won the league's regular season crown in 2023 and tournament title in 2024. Total points are next to each team's name and first place votes are in parentheses.

- 1. DBU 99 (9)**
- Louisiana Tech 82
- WKU 72
- Sam Houston 56
- Liberty 55
- Kennesaw State 54
- FIU 44
- T8. Middle Tennessee 29
- T8. New Mexico State 29 (1)
- Jacksonville State 25

HEEFNER RANKS IN TOP 10

Dan Heefner's .668 win percentage ranks as the 9th-highest in the nation among active NCAA Division I coaches. During Heefner's previous 17 seasons at the helm for the Patriots, he has guided DBU to the NCAA postseason 13 times including 12 of the last 13 years.

WINNINGEST ACTIVE COACHES

(MIN. 5 YEARS AS DIV. I HEAD COACH)

- Tony Vitello (Tennessee) 328-119 (.734)
- Brian O'Connor (Virginia) 905-385-2 (.702)
- Dan McDonnell (Louisville) 779-346-1 (.692)
- Ben Orloff (UC Irvine) 231-106 (.685)
- Jim Schlossnagle (Texas) 979-460 (.680)
- Tim Corbin (Vanderbilt) 951-453-1 (.677)
- Cliff Godwin (East Carolina) 421-204-1 (.673)
- Kevin O'Sullivan (Florida) 744-364 (.671)
- 9. Dan Heefner (DBU) 680-337-1 (.668)**
- Jay Johnson (LSU) 451-225 (.667)

JAY & JENKINS TAKE CUSA PRESEASON TOP HONORS

DBU earned CUSA's top individual accolades heading into 2025, with **Grant Jay** being named the CUSA Preseason Player of the Year and **Jerrod Jenkins** earning the nod as the league's Preseason Pitcher of the Year. Jay led CUSA with 21 home runs in 2024 and finished the year with a .300 batting average and 57 RBI. Jenkins is coming off a stellar sophomore campaign in which he went 6-0 with a 3.43 ERA in 18 appearances.

DBU IN THE RPI SINCE 2021

The Patriots boast the 15th-best average RPI (26.8) in college baseball dating back to the 2021 season. Below are the top 20 teams by RPI over the past four years.

| | |
|--------------------------|---------------------------|
| 1. Tennessee (5.0) | 11. Texas (21.3) |
| 2. Arkansas (6.5) | 12. Southern Miss (23.0) |
| 3. Vanderbilt (11.5) | 13. North Carolina (23.5) |
| 4. LSU (13.0) | 14. TCU (25.3) |
| 5. Florida (13.8) | 15. DBU (26.8) |
| 6. Oregon State (16.8) | 16. Connecticut (27.3) |
| 7. Oklahoma State (18.5) | 17. Clemson (28.8) |
| 8. Virginia (18.8) | 18. Georgia (29.0) |
| 9. East Carolina (20.5) | 19. South Carolina (29.5) |
| 10. NC State (20.8) | 20. Alabama (29.8) |

BIG SHOES TO FILL

Last year's dynamic one-two punch in the weekend rotation of **Ryan Johnson** and **Jaron DeBerry** ranked among the elite pitching tandems in college baseball. As the Patriots head into the 2025 season, they face the challenge of replacing two cornerstone arms - Johnson, the program's all-time strikeout leader and a second-round MLB Draft pick by the Los Angeles Angels, and DeBerry, who was selected in the third round by the Milwaukee Brewers.

HOME COOKIN'

Since Horner Ballpark opened its gates in 2013, DBU boasts the 10th-best home win percentage in the nation. Over that 13-year stretch, the Patriots are 276-93 and have compiled a .748 win percentage. Listed below are the top 20 home records for teams that have averaged 25 home games per year since 2013.

| | |
|--------------------------|-----------------------------|
| 1. Louisville (.805) | 11. UC Santa Barbara (.747) |
| 2. Oregon State (.791) | 12. Texas A&M (.745) |
| 3. LSU (.788) | 13. Florida (.743) |
| 4. Arkansas (.786) | 14. TCU (.733) |
| 5. Vanderbilt (.780) | 15. Southern Miss (.730) |
| 6. Texas Tech (.773) | 16. Texas (.729) |
| 7. North Carolina (.770) | T17. Miami (.727) |
| 8. Virginia (.764) | T17. South Carolina (.727) |
| 9. Florida State (.756) | T19. Tennessee (.725) |
| 10. DBU (.748) | T19. NC State (.725) |

DBU IN THE DRAFT

Since 2015, DBU has produced the 15th-most Major League Draft picks in the nation with 51 Patriots being selected in the draft over the past 10 years. Dating back to 2004, the Patriots have also seen 31 players taken in the first 10 rounds of the MLB Draft.

PATRIOTS IN THE PROS

Dating back to 1987, DBU has produced 23 players that have reached the Major Leagues. Over the past six seasons, five Patriots have made their Big League debuts, including **Seth Elledge** (St. Louis Cardinals - 2020), **Jason Krizan** (San Francisco Giants - 2022), **Darick Hall** (Philadelphia Phillies - 2022), and **Kody Funderburk** (Minnesota Twins - 2023), and **Ryan Johnson** (Los Angeles Angels - 2025).

JOHNSON MAKES MLB HISTORY

DBU Baseball's **Ryan Johnson** became the 24th player in Major League Baseball history to reach the Big Leagues without playing a game in the minors when he was named to the Angels' roster. The Patriots' all-time strikeout leader also became just the second player in MLB history to make his debut on Opening Day without any minor league experience. The only other player to accomplish that feat was Pete Incaviglia in 1986 with the Texas Rangers.

DBU PROJECTED STARTING PITCHER

50

JERROD JENKINS

RHP

6-2 | 214

JUNIOR

WINCHESTER, VA.

MILLBROOK HS



CAREER HONORS

2024:

Conference USA All-Tournament Team
Conference USA Pitcher of the Week (Week of April 22)
Conference USA Commissioner's Honor Roll

2025 (JUNIOR)

Named the Preseason Conference USA Pitcher of the Year ... **vs. TOP 25 OPPONENTS:** Earned the win in a predetermined start at No. 16 Oklahoma (4/8) after tossing 3.0 scoreless innings ... **vs. CUSA OPPONENTS:** Shutout WKU (4/4) in 3.0 innings of relief ... Improved to 5-0 throwing 3.0 scoreless frames of relief at Jacksonville State (4/12) ... **vs. NON-CONFERENCE:** Made his season debut out of the pen in the ninth inning on Opening Day against North Dakota State (2/14) and threw a scoreless inning ... Made his first start of the year against UTRGV (2/18) at Globe Life Field, striking out a season-high seven batters while allowing three runs over 4.0 innings ... Fanned six batters and allowed just one run in 3.1 innings to pick up the win at Oral Roberts (3/1) ... Tossed a season-high 4.2 scoreless innings out of the pen against UTSA (3/16) to earn his second win.

2024 (SOPHOMORE)

Made 18 appearances, including six starts ... Posted a 6-0 record with a 3.43 ERA ... Finished the season third on the team in strikeouts (57) and innings pitched (60.1) ... **vs. TOP 25 OPPONENTS:** Notched his first win of the year at No. 14 Oklahoma (3/19) after holding the Sooners scoreless in 3.1 innings of relief ... **vs. CUSA OPPONENTS:** Went 3-0 with a 2.08 ERA in five appearances versus conference opponents ... Threw 2.0 shutout innings out of the pen against Louisiana Tech (4/21) ... Named the CUSA Pitcher of the Week after combining with James Ellwanger to throw a 7.0 inning combined no-hitter at FIU (4/28) in which he threw 6.0 shutout innings and struck out a career-high nine batters ... Allowed two runs and struck out four over 3.2 innings of relief to pick up his fourth win of the year against Jacksonville State (5/5) ... Came out of the pen to shutout Liberty (5/11) and record the win in 5.2 innings of relief ... **vs. NON-CONFERENCE:** Earned his first career save at Baylor (3/5) after allowing two runs over 3.0 innings and striking out five ... Tossed 2.0 shutout inning against Texas A&M-Corpus Christi (3/15) ... Made the first start of his career at UT Arlington (3/26) and picked up the win after surrendering one run and just two hits in 6.0 innings of work ... Worked 2.1 scoreless innings of relief at TCU (4/23) ... **CUSA TOURNAMENT:** Named to the CUSA All-Tournament Team after working 6.0 shutout innings and striking out eight in his start versus FIU (5/23) ... **TUCSON REGIONAL:** Started DBU's elimination game against Grand Canyon (6/2) and surrendered three runs over 4.2 innings.

2023 (FRESHMAN)

Made four relief appearances in his first collegiate season ... Went 1-0 with a 1.80 ERA and struck out eight batters in 5.0 innings ... **vs. TOP 25 OPPONENTS:** Did not give up a run in two-thirds of an inning and struck out one batter at No. 12 Oklahoma State (3/14) ... **vs. CUSA OPPONENTS:** Threw a scoreless inning out of the pen in a win over FIU (3/18) ... **vs. NON-CONFERENCE:** Made his Patriot debut versus Fordham (2/18) and allowed one run over 2.0 innings while striking out three batters ... Fanned three over 1.1 innings of scoreless relief against Grambling (3/8).

COLLEGIATE SUMMER LEAGUE

Pitched for the Winchester Royals and was named to the Valley League All-Star Team in 2023.

HIGH SCHOOL

Lettered all four years at Millbrook High School and Musselman High School ... Played for head coach Brian Burke ... Earned All-State recognition as a senior ... Was a two-time All-District selection during his prep career ... Rated the No. 33 right-hander pitcher and No. 75 overall prospect from the state of Virginia by Perfect Game ... Competed in the summers for Richmond Braves Platinum.

PERSONAL

Born on November 10, 2003 ... Parents are Scott and Jennifer Jenkins ... His father played baseball at TCU and Abilene Christian and was drafted by the Kansas City Royals ... He went on to pitch for four seasons in professional baseball, served as a scout for the Arizona Diamondbacks, and was the pitching coach at the University of Vermont before they dropped the baseball program in 2009... Majoring in Sports Management ... Favorite Bible verse is John 3:16.

2025 SEASON HIGHS

Innings: 4.2 (March 16 vs. UTSA)
Runs: 6 (March 23 vs. Middle Tennessee)
Earned Runs: 6 (March 23 vs. Middle Tennessee)
Walks: 4 (March 29 vs. New Mexico State)
Strikeouts: 7 (Feb. 28 vs. UTRGV)
Pitches: 74 (March 1 vs. Oral Roberts)

CAREER HIGHS

Innings: 6.0 (3x: May 23, 2024 vs. FIU)
Runs: 6 (2x: March 23, 2025 vs. Middle Tennessee)
Earned Runs: 6 (March 23, 2025 vs. Middle Tennessee)
Walks: 4 (2x: March 29, 2025 vs. New Mexico State)
Strikeouts: 9 (April 28, 2024 vs. FIU)
Pitches: 91 (June 2, 2024 vs. Grand Canyon)



Name (Yrs. at DBU) Team

MAJOR LEAGUE BASEBALL

| | |
|--------------|----------------------|
| Ryan Johnson | Los Angeles Angels |
| Colin Poche | Washington Nationals |
| Drew Smith | New York Mets |

MINOR LEAGUE BASEBALL

TRIPLE-A

| | |
|-----------------|-----------------------------------|
| Chance Adams | Albuquerque Isotopes (Rockies) |
| Kyle Amendt | Reno Aces (Diamondbacks) |
| Kody Funderburk | St. Paul Saints (Twins) |
| Ray Gaither | Sugar Land Space Cowboys (Astros) |
| Darick Hall | Indianapolis Indians (Pirates) |
| Dominic Hamel | Syracuse Mets (Mets) |
| Jameson Hannah | Albuquerque Isotopes (Rockies) |
| Rhett Kouba | Sugar Land Space Cowboys (Astros) |

DOUBLE-A

| | |
|-----------------|------------------------------------|
| Sean Boyle | Somerset Patriots (Yankees) |
| Burl Carraway | Knoxville Smokies (Cubs) |
| Ross Carver | Akron RubberDucks (Guardians) |
| Jimmy Glowenke | Richmond Flying Squirrels (Giants) |
| MD Johnson | Pensacola Blue Wahoos (Marlins) |
| River Town | NW Arkansas Naturals (Royals) |
| Ryan Wroblewski | Corpus Christi Hooks (Astros) |

HIGH-A

| | |
|---------------|-----------------------------------|
| Alec Baker | Hillsboro Hops (Diamondbacks) |
| Jarod Bayless | Greensboro Grasshoppers (Pirates) |
| Jace Grady | Rome Emperors (Braves) |
| Bryson Hammer | Spokane Indians (Rockies) |
| Jacob Meador | Great Lakes Loons (Dodgers) |
| Zane Russell | Hillsboro Hops (Diamondbacks) |
| Miguel Santos | Winston-Salem Dash (White Sox) |

SINGLE-A

| | |
|---------------|--------------------------------------|
| Braxton Bragg | Delmarva Shorebirds (Orioles) |
| Jaron DeBerry | Carolina Mudcats (Brewers) |
| Bubba Hall | Fredericksburg Nationals (Nationals) |
| Nate Rombach | Fredericksburg Nationals (Nationals) |

JAPANESE - NIPPON PROFESSIONAL BASEBALL LEAGUE

| | |
|----------|-----------------------|
| Cy Sneed | Tokyo Yakult Swallows |
|----------|-----------------------|

HEAD COACH DAN HEEFNER



DAN HEEFNER

18TH SEASON AT DBU // 18TH SEASON OVERALL // 680-337-1 (.668) CAREER RECORD
HITTING COACH/RECRUITING COORDINATOR AT DBU: 2005-2007

CAREER NOTES:

- 13 NCAA Regional appearances in 17 seasons at DBU
- 8th-winningest active coach in the nation entering 2025
- 2023 & 2024 Keith LeClair CUSA Coach of the Year
- 2016 & 2021 MVC Dan Callahan Coach of the Year
- 2008 & 2011 ABCA Midwest Coach of the Year
- 2009 Independent Coach of the Year
- Guided DBU to 40 wins or more in 11 of the last 13 years

MILESTONE WINS

- 1** – Feb. 23, 2008 (Ark-Little Rock)
- 100** – May 8, 2010 (Texas A&M)
- 200** – March 26, 2013 (TCU)
- 300** – May 31, 2015 (Texas)
- 400** – March 25, 2018 (Sam Houston St.)
- 500** – April 1, 2021 (Valparaiso)
- 600** – May 14, 2023 (UTSA)

Dan Heefner is in his 18th season as the head coach of the DBU Baseball team and his 21st year with the program. During his previous 17 seasons at the helm, Heefner has guided the DBU Baseball program to the NCAA postseason 13 times, including 12 of the last 13 years. The Patriots are also one of just five teams in college baseball to reach the NCAA Regionals each of the past 10 years.

Heefner has been a four-time Conference Coach of the Year during his career, garnering the Keith LeClair Conference USA Coach of the Year in 2023 and 2024 and the Missouri Valley Conference Dan Callahan Coach of the Year in 2016 and 2021. Heefner is also a two-time American Baseball Coaches Association Midwest Region Coach of the Year (2008 & 2011).

In 17 seasons at DBU, Heefner owns a career record of 680-337-1, and his .668 win percentage ranks as the ninth-highest in the nation among active NCAA Division I coaches. Dating back to the 2015 season when the Patriots hosted the Dallas Regional, Heefner has guided DBU to 424 wins, and the Patriots' 43 wins per season is the third-highest average in the country over the last 10 years.

AVERAGE WINS PER YEAR SINCE 2015

1. Florida (45)
1. LSU (45)
2. Oregon State (44)
2. Vanderbilt (44)
- 3. DBU (43)**
3. Arkansas (43)
3. East Carolina (43)
3. Southern Miss (43)
3. Texas A&M (43)
4. Louisville (42)
5. TCU (41)
5. Texas Tech (41)

RECORD BREAKDOWN

- Feb: 96-42 (.696)
- March: 210-98 (.682)
- April: 189-96 (.663)
- May: 126-61-1 (.667)
- Conference Tournament: 35-12 (.745)
- Postseason: 24-28 (.461)

CONFERENCE TITLES UNDER HEEFNER

- 2014: MVC Tournament
- 2016: MVC Regular-Season
- 2016: MVC Tournament
- 2017: MVC Tournament
- 2019: MVC Regular-Season
- 2021: MVC Regular-Season
- 2021: MVC Tournament
- 2023: CUSA Regular-Season
- 2024: CUSA Tournament

In the postseason, Heefner has led DBU to a pair of trips to the Super Regionals. In 2021, the Patriots won the Fort Worth Regional to advance to the Columbia Super Regional. Ten years prior, in 2011, DBU clinched the Fort Worth Regional to punch their ticket to the Santa Clara Super Regional. The Patriots have also reached the regional finals in seven of the last nine years, dating back to 2015 when DBU hosted the Dallas Regional.

Player development has been a hallmark of Dan Heefner's coaching career. During his tenure as the head coach at DBU, Heefner has produced 24 All-Americans, a mark that ranks as the eighth-highest total in college baseball dating back to 2009, as well as 16 Freshman All-Americans since 2008. Heefner has also coached 75 players selected in the Major League Baseball Draft, including 10 that have reached the Big Leagues. Since 2015, the Patriots' 51 draft picks rank as the 15th-most selections from any program in the nation.



CLIFF PENNINGTON
4TH SEASON
ASSISTANT COACH
RECRUITING COORDINATOR



CALE JOHNSON
2ND SEASON
PITCHING COACH



KODIE KOLDEN
2ND SEASON
ASSISTANT COACH

NUMERICAL ROSTER

| # | Player | Pos. | B/T | Ht. | Wt. | Class | Hometown (Previous School) |
|----|--------------------|---------|-----|------|-----|-------|--|
| 1 | Keaton Grady | INF | S/R | 5-9 | 169 | R-Jr. | Elgin, TX (Incarnate Word) |
| 2 | Dylan Schlaegel | OF | R/R | 5-10 | 184 | R-Fr. | Mansfield, TX (Mansfield Legacy HS) |
| 3 | Mason Swinney | INF | R/R | 6-0 | 192 | Jr. | Phil Campbell, AL (Alabama) |
| 4 | Cody Grebeck | INF | L/R | 5-7 | 162 | Sr. | Midland, TX (Midland College) |
| 5 | Michael Dattalo | INF | R/R | 6-0 | 204 | Jr. | Keller, TX (Northwestern State) |
| 6 | James Ellwanger | RHP | R/R | 6-4 | 205 | So. | Magnolia, TX (Magnolia West HS) |
| 7 | Grant Jay | C/OF | R/R | 6-0 | 225 | Jr. | Semmes, AL (Mobile Christian School) |
| 8 | Nathan Humphreys | OF | L/R | 6-2 | 207 | Sr. | Midlothian, TX (Midlothian HS) |
| 9 | Adam Berghult | C/INF | R/R | 6-1 | 206 | Jr. | Edina, MN (North Iowa Area CC) |
| 11 | Joey Nerat | OF | L/R | 5-11 | 204 | Jr. | Campbellsport, WI (Campbellsport HS) |
| 12 | Luke Heefner | INF | L/R | 6-0 | 184 | Sr. | Cedar Hill, TX (Homeschool) |
| 13 | Landon Underhill | INF | L/R | 6-0 | 198 | R-Jr. | Hurst, TX (McClennan CC) |
| 15 | Hudson Ellis | INF | R/R | 6-0 | 175 | Fr. | Round Rock, TX (Round Rock HS) |
| 16 | Brooks Sartain | INF | L/R | 6-1 | 187 | Fr. | Fort Worth, TX (Trinity Valley School) |
| 17 | Dillon Haines | LHP | L/L | 5-9 | 187 | Sr. | St. Augustine, FL (Chipola College) |
| 18 | Jake Bennett | C/OF | R/R | 6-2 | 231 | Jr. | Louisville, KY (San Jacinto College) |
| 19 | Chayton Krauss | INF | R/R | 6-3 | 226 | Sr. | Coppell, TX (Grayson College) |
| 20 | David Heefner | RHP | R/R | 6-3 | 211 | R-Fr. | Cedar Hill, TX (Homeschool) |
| 24 | Tom Poole | UTL | L/R | 6-2 | 211 | Sr. | Calgary, Alberta, Canada (Cloud County CC) |
| 25 | Tyler Schott | LHP | R/L | 6-0 | 206 | Sr. | Flower Mound, TX (Marcus HS) |
| 26 | Mason Peters | LHP | L/L | 5-11 | 175 | Jr. | Waco, TX (Temple College) |
| 27 | Micah Bucknam | RHP | R/R | 6-1 | 212 | Jr. | Abbotsford, British Columbia, Canada (LSU) |
| 28 | Bryan Williams Jr. | OF | R/R | 5-10 | 176 | Fr. | Midwest City, OK (Midwest City HS) |
| 29 | Ben Tryon | UTL | L/R | 6-0 | 212 | So. | Southlake, TX (Carroll HS) |
| 30 | Ashton Branson | RHP | R/R | 5-11 | 180 | Jr. | Little Rock, AR (Crowder College) |
| 32 | Luke Pettitte | RHP/INF | R/R | 6-2 | 223 | So. | Houston, TX (Second Baptist School) |
| 33 | Liam Watt | LHP | L/L | 6-1 | 187 | Jr. | Burlington, Ontario, Canada (LSU Eunice) |
| 34 | Park Prater | LHP/OF | L/L | 6-3 | 225 | Fr. | Argyle, TX (Argyle HS) |
| 35 | Tyler Ness | INF | L/R | 5-11 | 181 | So. | Turlock, CA (Tyler JC) |
| 36 | Charlie Atkinson | RHP | R/R | 6-5 | 212 | So. | Katy, TX (Cinco Ranch HS) |
| 37 | Avery Duncan | RHP | R/R | 6-2 | 189 | Fr. | Green Bay, WI (Notre Dame Academy) |
| 38 | Landon Abrahamson | RHP | R/R | 6-1 | 207 | Jr. | Bristol, TN (Patrick & Henry CC) |
| 39 | Jace Russell | RHP | R/R | 6-2 | 198 | R-Jr. | Kingwood, TX (Porter HS) |
| 40 | Ryan Borberg | RHP | R/R | 6-1 | 203 | Jr. | Lake Quivira, KS (Johnson County CC) |
| 42 | Athan Kroll | RHP | R/R | 6-4 | 204 | Fr. | Brighton, CO (Valor Christian HS) |
| 43 | Will Yeary | RHP | R/R | 6-1 | 182 | Fr. | Mansfield, TX (Covenant Christian Academy) |
| 44 | Colton Roquemore | UTL | L/R | 5-9 | 182 | Fr. | Northlake, TX (Argyle HS) |
| 45 | Nick Bonn | RHP | R/R | 6-0 | 157 | Jr. | Laguna Beach, CA (Pepperdine) |
| 47 | Zach Todd | RHP | R/R | 6-3 | 225 | R-So. | Manteca, CA (Manteca HS) |
| 50 | Jerrold Jenkins | RHP | R/R | 6-2 | 214 | Jr. | Winchester, VA (Millbrook HS) |
| 54 | Rian Schwede | RHP | R/R | 6-2 | 216 | GS | Hanson, MA (Villanova) |

Coaching Staff

| | | |
|----|------------------|---|
| 21 | Dan Heefner | Head Baseball Coach (18th Season, Olivet Nazarene Univ.) |
| 14 | Cliff Pennington | Assistant Coach/Recruiting Coord. (4th Season, Texas A&M Univ.) |
| 41 | Cale Johnson | Pitching Coach (2nd Season, McKendree Univ.) |
| 42 | Kodie Kolden | Assistant Coach (2nd Season, DBU) |
| 46 | Alex Pendergast | Graduate Assistant Coach (1st Season, DBU) |
| 48 | Tyler Shipley | Graduate Assistant Coach |
| 49 | Tyler Malone | Graduate Assistant Coach |

ROSTER BREAKDOWN

ROSTER BY CLASS

GRADUATE

54 Ryan Schwede

SENIOR

4 Cody Grebeck
8 Nathan Humphreys
12 Luke Heefner
17 Dillon Haines
19 Chayton Krauss
24 Tom Poole
25 Tyler Schott

RS JUNIOR

1 Keaton Grady
13 Landon Underhill
39 Jace Russell

JUNIOR

3 Mason Swinney
5 Michael Dattalo
7 Grant Jay
9 Adam Berghult
11 Joey Nerat
18 Jake Bennett
26 Mason Peters
27 Micah Bucknam
30 Ashton Branson
33 Liam Watt
38 Landon Abrahamson
40 Ryan Borberg
45 Nick Bonn
50 Jerrod Jenkins

RS SOPHOMORE

47 Zach Todd

SOPHOMORE

6 James Ellwanger
29 Ben Tryon
32 Luke Pettitte
35 Tyler Ness
36 Charlie Atkinson

RS FRESHMAN

2 Dylan Schlaegel
20 David Heefner

FRESHMAN

15 Hudson Ellis
16 Brooks Sartain
28 Bryan Williams, Jr.
34 Park Prater
37 Avery Duncan
42 Athan Kroll
43 Will Yeary
44 Colton Roquemore

PRONUNCIATIONS

2 Dylan Schlaegel (Shlay-gil)
3 Mason Swinney (Sween-ee)
4 Cody Grebeck (Gray-beck)
5 Michael Dattalo (Duh-tall-oh)
9 Adam Berghult (Burg-hult)
11 Joey Nerat (Nair-ut)
12 Luke Heefner (Heef-nur)
19 Chayton Krauss (Krowse)
20 David Heefner (Heef-nur)
25 Tyler Schott (Shot)
26 James Ellwanger (El-wayne-gur)
32 Luke Pettitte (Pet-it)
50 Jerrod Jenkins (Jared)
54 Rian Schwede (Shwayd)

ROSTER BY STATE/PROVINCE

ALABAMA (2)

3 Mason Swinney
7 Grant Jay

ALBERTA, CANADA (1)

24 Tom Poole

ARKANSAS (1)

30 Ashton Branson

BRITISH COLUMBIA, CANADA (1)

27 Micah Bucknam

CALIFORNIA (3)

35 Tyler Ness
45 Nick Bonn
47 Zach Todd

COLORADO (1)

42 Athan Kroll

FLORIDA (1)

17 Dillon Haines

KANSAS (1)

40 Ryan Borberg

KENTUCKY (1)

18 Jake Bennett

MASSACHUSETTS (1)

54 Rian Schwede

MINNESOTA (1)

9 Adam Berghult

OKLAHOMA (1)

28 Bryan Williams, Jr.

ONTARIO, CANADA (1)

33 Liam Watt

TENNESSEE (2)

15 Hudson Ellis
38 Landon Abrahamson

TEXAS (21)

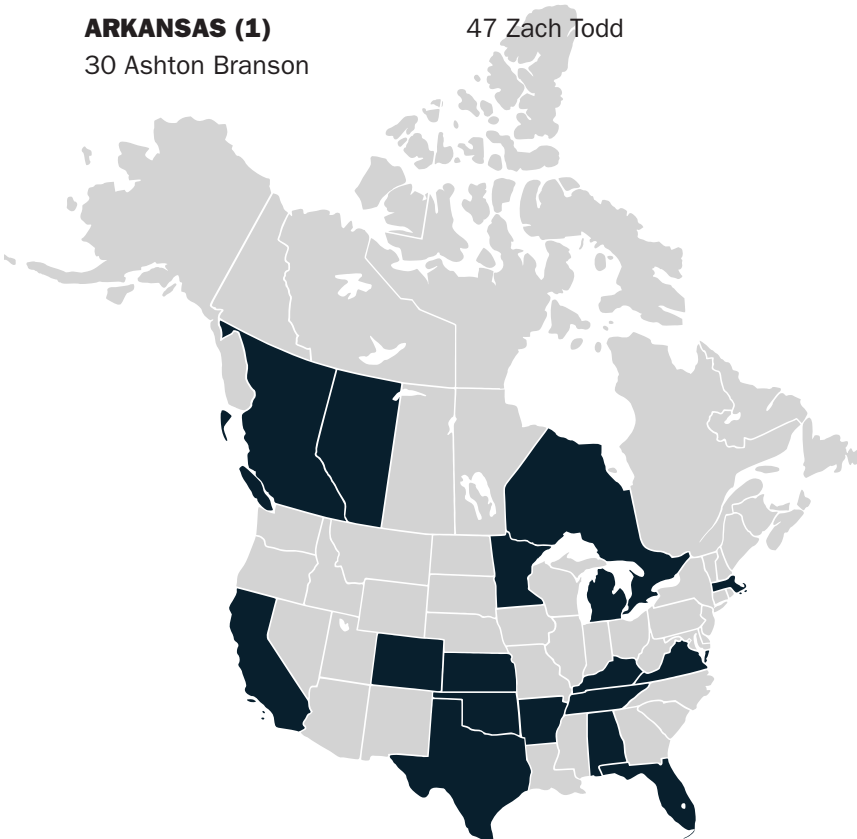
1 Keaton Grady
2 Dylan Schlaegel
4 Cody Grebeck
5 Michael Dattalo
6 James Ellwanger
8 Nathan Humphreys
12 Luke Heefner
13 Landon Underhill
15 Hudson Ellis
16 Brooks Sartain
19 Chayton Krauss
20 David Heefner
25 Tyler Schott
26 Mason Peters
29 Ben Tryon
32 Luke Pettitte
34 Park Prater
36 Charlie Atkinson
39 Jace Russell
43 Will Yeary
44 Colton Roquemore

VIRGINIA (1)

50 Jerrod Jenkins

WISCONSIN (2)

11 Joey Nerat
37 Avery Duncan



MEDIA ROSTER



1 KEATON GRADY



2 DYLAN SCHLAEGEL



3 MASON SWINNEY




4 CODY GREBECK



5 MICHAEL DATTALO



6 JAMES ELLWANGER



7 GRANT JAY



8 NATHAN HUMPHREYS




9 ADAM BERGHULT



11 JOEY NERAT



12 LUKE HEEFNER




13 LANDON UNDERHILL



15 HUDSON ELLIS



16 BROOKS SARTAIN



17 DILLON HAINES



18 JAKE BENNETT



19 CHAYTON KRAUSS



20 DAVID HEEFNER



24 TOM POOLE



25 TYLER SCHOTT



26 MASON PETERS



27 MICAH BUCKNAM



28 BRYAN WILLIAMS JR.



29 BEN TRYON



30 ASHTON BRANSON



32 LUKE PETTITTE



33 LIAM WATT



34 PARK PRATER



35 TYLER NESS



36 CHARLIE ATKINSON



37 AVERY DUNCAN



38 LANDON ABRAHAMSON



39 JACE RUSSELL



40 RYAN BORBERG



42 ATHAN KROLL



43 WILL YEARY



44 COLTON ROQUEMORE



45 NICK BONN



47 ZACH TODD



50 JERROD JENKINS



54 RIAN SCHWEDE

PATRIOTS CHASING DBU HISTORY




Grant Jay set DBU's all-time home run record when he hit three homers against UTA on April 1.

HOME RUNS

| | # |
|------------------------------|-----------|
| 1 Grant Jay (2023-25) | 58 |
| 2 Austin Listi (2013-17) | 53 |
| 3 Duncan McAlpine (2010-13) | 48 |
| 4 Trevor Head (2006-09) | 45 |
| 5 Jason Krizan (2008-11) | 40 |
| 6 Ryan Enos (2007-10) | 39 |
| 7 Miguel Santos (2022-24) | 37 |
| T8 Ethan Mann (2023-24) | 36 |
| T8 Blayne Jones (2018-22) | 36 |
| T8 Drew Holder (2004-06) | 36 |



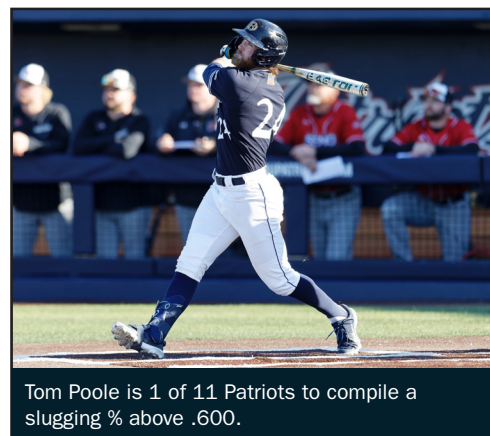
Austin Listi previously held the Patriots' home run record with 53 homers.



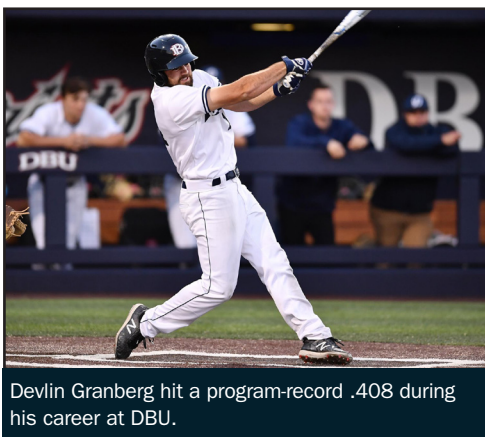
Grant Jay's .731 slugging % is the highest all-time in program history.

SLUGGING %

| | # |
|-----------------------------------|-------------|
| 1 Grant Jay (2023-25) | .731 |
| 2 Ryan Goins (2007-09) | .673 |
| 3 Ethan Mann (2023-24) | .666 |
| 4 Tom Poole (2023-25) | .645 |
| 5 Jason Krizan (2008-11) | .642 |
| 6 Drew Holder (2004-06) | .634 |
| 7 Chayton Krauss (2024-25) | .632 |
| 8 Devlin Granberg (2017-18) | .631 |
| 9 Ryan Enos (2007-10) | .618 |
| 10 Cole Moore (2021-22) | .606 |



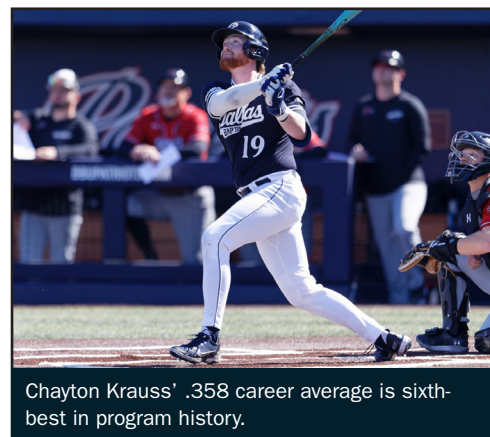
Tom Poole is 1 of 11 Patriots to compile a slugging % above .600.




Devlin Granberg hit a program-record .408 during his career at DBU.

BATTING AVERAGE

| | # |
|-----------------------------------|-------------|
| 1 Devlin Granberg (2017-18) | .408 |
| 2 Jason Krizan (2008-11) | .372 |
| 3 Ryan Enos (2007-10) | .363 |
| T4 Ryan Goins (2007-09) | .361 |
| T4 Ryan Olivo (2004-05) | .361 |
| 6 Chayton Krauss (2024-25) | .358 |
| 7 Ryan Behmanesh (2010-12) | .351 |
| 8 Cody Montgomery (2004-06) | .348 |
| T9 Drew Holder (2004-06) | .347 |
| T9 Austin Krum (2005-07) | .347 |



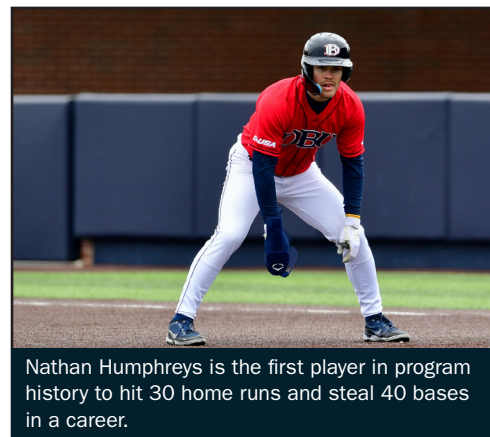
Chayton Krauss' .358 career average is sixth-best in program history.



Jace Grady stole a school record 65 bases from 2020-2023.


STOLEN BASES

| | # |
|-------------------------------------|-----------|
| 1 Jace Grady (2020-23) | 65 |
| 2 Nathan Humphreys (2022-25) | 47 |
| 3 Austin Krum (2005-07) | 45 |
| 4 Cody Montgomery (2004-06) | 44 |
| 5 Luke Bandy (2017-19) | 43 |
| 6 Landon Anderson (2009-12) | 42 |
| 7 Luke Heefner (2022-25) | 39 |
| T8 Miguel Santos (2022-24) | 35 |
| T8 Garrett Baker (2005-07) | 35 |
| T8 Drew Holder (2004-06) | 35 |



Nathan Humphreys is the first player in program history to hit 30 home runs and steal 40 bases in a career.

PATRIOTS CHASING DBU HISTORY (CONTINUED)



Blayne Jones holds the record for most games played (239) in DBU history.

GAMES PLAYED

| | | # |
|-----------|-----------------------------------|------------|
| 1 | Blayne Jones (2018-22) | 239 |
| 2 | Austin Listi (2013-17) | 236 |
| T3 | Camden Duzenack (2014-17) | 218 |
| T3 | Duncan McAlpine (2010-13) | 218 |
| T3 | Justin Wall (2013-16) | 218 |
| T6 | Austin Knight (2007-10) | 215 |
| T6 | Nash Knight (2012-15) | 215 |
| 8 | Jason Krizan (2008-11) | 209 |
| 9 | Nathan Humphreys (2022-25) | 205 |
| 10 | Luke Heefner (2022-25) | 193 |



Nathan Humphreys is one of nine Patriots to play in 200 career games.



Blayne Jones holds the DBU record with 233 games started from 2018-2022.

GAMES STARTED

| | | # |
|-----------|-----------------------------------|------------|
| 1 | Blayne Jones (2018-22) | 233 |
| 2 | Austin List (2013-17) | 230 |
| 3 | Austin Knight (2007-10) | 215 |
| 4 | Camden Duzenack (2014-17) | 214 |
| 5 | Duncan McAlpine (2010-13) | 207 |
| 6 | Nash Knight (2012-15) | 200 |
| 7 | Justin Wall (2013-16) | 197 |
| 8 | Jason Krizan (2008-11) | 195 |
| 9 | Nathan Humphreys (2022-25) | 191 |
| 10 | Luke Heefner (2022-25) | 190 |



Nathan Humphreys is 9 starts away from becoming the seventh Patriot to make 200 career starts.



Camden Duzenack holds DBU's record for sacrifice bunts with 30 sac bunts from 2014-2017.

SACRIFICE BUNTS

| | | # |
|----------|-------------------------------|-----------|
| 1 | Camden Duzenack (2014-17) | 30 |
| 2 | Austin Knight (2007-10) | 25 |
| 3 | Luke Heefner (2022-25) | 17 |
| 4 | Cody Montgomery (2004-06) | 14 |
| 5 | Landon Anderson (2009-12) | 13 |
| T6 | Luke Bandy (2017-19) | 12 |
| T6 | Ryan Enos (2007-10) | 12 |
| T8 | Nash Knight (2012-15) | 11 |
| T8 | Clay Kelly (2008-09) | 11 |
| T10 | Trevin Sonnier (2014-15) | 10 |
| T10 | Jaime Garrido (2012-13) | 10 |
| T10 | Brandon Bantz (2006-09) | 10 |



Luke Heefner's 17 sacrifice bunts are the third-most in program history.

BROADCAST NOTES

#38 Abrahamson, Landon - RHP

- Played his prep career at the Miller School of Albemarle for head coach Billy Wagner who was recently elected to the Major League Baseball Hall of Fame.
- His cousins Cory Sullins and Cody Sullins played football at the University of Tennessee from 2005-2009.

#36 Atkinson, Charlie - RHP

- His 20 appearances last year were the most by a true freshman since Chris Haney set the program record for appearances by a freshman with 23 in 2008.
- Heavy sink on his fastball has made him into a ground ball pitcher. Last year, he induced a team-high eight double play balls.
- His father, Ben Atkinson, played tennis at East Carolina University and his mother, Erica, played tennis at Texas Tech. His sister, Sophia, runs track and cross country at the University of Virginia.

#18 Bennett, Jake - C/OF

- 2nd Team All-American and the Region's Co-Offensive Player of the Year last year at San Jacinto College.
- Was a finalist for the Gatorade Player of the Year in Kentucky as a senior at St. Xavier High School.

#9 Berghult, Adam - C

- Was a 3rd Team NJCAA Division II All-American two years ago at North Iowa Area CC.
- His father, David Berghult, played football at the Naval Academy.

#45 Bonn, Nick - RHP

- Spent the last two years at Pepperdine and made 13 starts as the team's Friday night ace in 2024.

#40 Borberg, Ryan - RHP

- D1Baseball rated him #24 on their Top 50 Impact Junior College Transfer Pitchers list.
- Pitched for the NJCAA USA All-Star Team that competed in the Netherlands last summer.
- Was a Second Team All-Conference selection last year at Johnson County CC.
- Spent his freshman season at Illinois State where he made 14 appearances, including two starts.

#30 Branson, Ashton - RHP

- Made 14 starts for a Crowder team that reached the NJCAA Division I World Series last year.
- As a freshman at Crowder, ranked third in the nation in wins (11) and 10th in strikeouts (109).

#30 Bucknam, Micah - RHP

- Made 16 relief appearances the last two years at LSU.
- Was a part of LSU's National Championship team as a freshman in 2023.
- Selected by the Toronto Blue Jays in the 16th round of the 2021 Major League Baseball Draft.

#5 Dattalo, Michael - INF

- Last year's CUSA's Newcomer of the Year after ranking sixth in the league in hits (80) and eighth in batting average (.345)
- Named to the Cape Cod League All-Star Team last summer with the Hyannis Harbor Hawks.
- Freshman All-American in 2023 at Northwestern State after leading NSU in batting average (.372), hits (83), total bases (125), slugging percentage (.561), and multi-hit games (25).

#37 Duncan, Avery - RHP

- 1st Team All-State as a senior at Notre Dame Academy last year.
- Rated the No. 5 overall player from the state of Wisconsin by Perfect Game.

#15 Ellis, Hudson - INF

- Was a two-time All-State selection as a junior and senior at Round Rock High School.

#6 Ellwanger, James - RHP

- Rated the #43 prospect by D1Baseball on their Top 150 College Prospects for the 2025 MLB Draft.
- Began last season as the team's Sunday starter in the weekend rotation and touched 100 mph in his first career start.
- Did not pitch after his start against Alabama on March 3 until his return at FIU on April 28.
- Was a part of DBU's first no-hitter since 2006 when he threw a scoreless first inning in his return to the mound on April 28 at FIU.
- 19th round draft pick of the Washington Nationals in 2023.
- Pitched a complete game one-hitter and struck out 17 batters in the semifinals of the Class 5A State Tournament.

#1 Grady, Keaton - INF

- In his third season at DBU after playing 18 games as a freshman in 2022 at Incarnate Word.
- His brother Jace played four seasons at DBU and was an 11th round selection of the Atlanta Braves in the 2023 MLB Draft.

#4 Grebeck, Cody - INF

- Primarily used as a defensive replacement late in games last season.
- Began his college career at Baylor in 2022 and spent last year at Midland College where he hit .337 and led the team in stolen bases (35).
- Comes from a baseball family. His father Brian Grebeck was a 19th round selection of the California Angels out of San Diego State University in 1990 and spent nine years in the minor leagues. His uncle Craig Grebeck played 12 seasons in the Major Leagues from 1990-2001 and his uncle Frank Kostro played in the Big Leagues from 1962-69.

#17 Haines, Dillon - LHP

- Become a dependable option out of the pen in the second half of the season last year.
- Change-up is a plus pitch for him.
- Spent his freshman year at Stetson, where made two appearances on the mound and was a Second Team All-Conference selection at Chipola College in 2023.
- His pitching coach at Episcopal High School was Storm Davis, who pitched for 13 seasons in the Major Leagues and won two World Series titles with the Baltimore Orioles (1983) and Oakland Athletics (1989).

#20 Heefner, David - RHP

- Pitched for the Anchorage Glacier Pilots in the Alaska Baseball League last summer.
- Was ranked the No. 3 third baseman in the state of Texas and No. 30 nationally by Perfect Game coming out of high school.

#12 Heefner, Luke - INF

- Named 2nd Team All-CUSA in 2024, was a Freshman All-American and the MVC Freshman of the Year in 2022.
- Comes from a baseball family. His father, Dan Heefner, has been the head coach at DBU since 2008. His uncle Ben Zobrist played 14 years in the Major Leagues, was a three-time All-Star, two-time World Series champion and was named the Most Valuable Player of the 2016 World Series. His uncle Jon Gilmore was a first round pick (33rd overall) of the Atlanta Braves in 2007. His uncle Jeff Gilmore pitched at DBU and his 11 wins in 2004 are the second-most in a single-season in DBU's Division I era.

#8 Humphreys, Nathan - OF

- Is a game-changer in centerfield. Dan Heefner says he is "the best defensive center fielder he's coached during his time at DBU." Committed only three errors in 347 chances over three seasons at DBU.
- Says he models his game in the outfield after former Major Leaguer Jim Edmonds.
- Was named CUSA's Defensive Player of the Year in 2023.
- His father Mike Humphreys played three seasons in the Major Leagues with the New York Yankees from 1991-1993.
- His brother Zach played baseball at TCU and is currently in the Los Angeles Angels organization (Triple-A).

#7 Jay, Grant - C

- Rated the #71 prospect by D1Baseball on their Top 150 College Prospects for the 2025 MLB Draft.
- Named 2nd Team All-CUSA in 2024.
- Became the fastest Patriot in program history to hit 40 home runs (113 games).
- Became the third player in program history to be named a consensus Freshman All-American in 2023. Also named the CUSA Freshman of the Year, 1st Team All-CUSA, CUSA All-Freshman Team & CUSA All-Tournament Team last season.
- His grandfather, Joey Jay, played 13 seasons in the Major Leagues (1953-1966) and is in the Cincinnati Reds Hall of Fame.

#50 Jenkins, Jerrod - RHP

- Named to CUSA All-Tournament Team after throwing 6.0 shutout innings with eight strikeouts against FIU.
- Big curveball that he can land for a strike and is also a swing-and-miss pitch.
- Named the CUSA Pitcher of the Week on April 29 after throwing 6.0 shutout innings against FIU as part of DBU's first no-hitter since 2006.
- His father, Scott Jenkins, played baseball at TCU and Abilene Christian and was drafted by the Kansas City Royals. He went on to pitch for four seasons in professional baseball, served as a scout for the Arizona Diamondbacks, and was the pitching coach at the University of Vermont before they dropped the baseball program in 2009.

#19 Krauss, Chayton - INF

- Named 1st Team All-CUSA and Second Team All-Region in 2024 after finishing the year ranked in the top 10 in CUSA in six offensive categories.
- Was one of three finalists in the nation at first base for the ABCA/Rawlings Gold Glove Team after committing just two errors in 429 chances for a .995 fielding percentage.
- Born in New Zealand and was selected to play for his home country in the 2022 World Baseball Classic. Also starred on New Zealand's U15 and U18 National Teams.
- Hit an RBI single in the bottom of the 6th inning to give Lewisberry, Pennsylvania, a walk-off win over Pearland, Texas, in the United States Championship of the 2015 Little League World Series.

BROADCAST NOTES

#42 Kroll, Athan - RHP

- 1st Team All-State selection as a junior after leading Valor Christian to a Class 5A state championship.
- Rated the No. 3 overall player from the state of Colorado by Perfect Game.
- His father competed in swimming and diving at the University of Kansas and his mother played volleyball at the University of Kansas. His brother Graham is a senior on the basketball team at DBU.

#11 Nerat, Joey - OF

- Wears #11 for his father, Brad Nerat, who wore the same jersey # when he won an NCAA Division III World Series title in 1994 at the University of Wisconsin-Oshkosh.

#35 Ness, Tyler - INF

- Named the Conference Player of the Year and was a Second Team All-Region selection at Tyler Junior College last year.

#26 Peters, Mason - LHP

- D1Baseball rated him #3 on their Top 50 Impact Junior College Transfer Pitchers list and the #105 prospect on their Top 150 College Prospects for the 2025 MLB Draft.
- Made 20 appearances, including 15 starts, in his first two seasons at Temple College.

#32 Pettitte, Luke - RHP

- Named CUSA's Freshman of the Year in 2024 and also selected to the CUSA All-Freshman Team in 2024.
- Named the Texas Private School Baseball Player of the Year in both 2022 and 2023 and led Second Baptist to a TAPPS State Championship as a junior.
- Rated the No. 1 first baseman in the state of Texas and No. 15 nationally by Perfect Game.
- His father, Andy Pettitte, pitched for 18 seasons in the Major Leagues with the New York Yankees and Houston Astros, winning five World Series Championships and was a three-time All-Star.
- His brother, Jared, pitched at DBU in 2021 and spent two seasons in the Miami Marlins' organization.

#24 Poole, Tom - INF/OF

- Named an ABCA First Team Central All-Region selection and garnered Second Team All-CUSA honors in 2024.
- Led CUSA last year in on-base percentage (.488) and ranked third in the league in slugging percentage (.704) and fifth in batting average (.352).
- Played hockey and competed in speed skating growing up in Canada.
- His uncle Olli Jokinen was the third overall pick in the 1997 NHL Draft by the Los Angeles Kings and spent 17 seasons in professional hockey.

#34 Prater, Park - LHP/OF

- Was a First Team All-State selection and the Dallas Morning News Utility Player of the Year in 2023.
- Boasted the second lowest ERA in the state of Texas his junior season.
- Rated the No. 58 left-handed pitcher in the nation by Perfect Game.

#44 Roquemore, Colton - UTL

- Set the record for hits and triples at Argyle High School.
- Was a First Team All-State selection as a junior in 2023

#39 Russell, Jace - RHP

- His brother Zane pitched at DBU from 2020-2023 and was a 10th round draft pick of the Arizona Diamondbacks in the MLB Draft last July.
- His uncle, Damon Thames, was a two-time All-American at Rice University, the 1999 ABCA National Player of the Year, and was a ninth round selection of the St. Louis Cardinals. His cousin, Charlie Thames, was a First Team All-American at the University of Texas in 2000 and was a 4th round pick of the Anaheim Angels.

#16 Sartain, Brooks - INF

- Was an All-Conference selection all four years of his prep career.
- Ranked the No. 9 shortstop and the No. 39 overall prospect from the state of Texas by Perfect Game.
- His great grandfather played on the Chicago Cubs team that reached the 1935 World Series.
- His sister, Riley, was an All-American in softball at Texas A&M.
- His brother-in-law, Joe Ross, is a pitcher for the Milwaukee Brewers and has spent seven seasons in the Major Leagues.
- His brother-in-law, Noah Vaughan, was a 12th round pick of the Oakland Athletics in 2018 out of UT Arlington.

#2 Schlaegel, Dylan - OF

- Named to the West Coast League All-Star Team last summer.
- Named a Class 6A First Team All-State selection and earned District Offensive Player of the Year honors as a senior at Mansfield Legacy High School.
- Selected by the Boston Red Sox in the 17th round of the 2023 MLB Draft

#25 Schott, Tyler - LHP

- Went from being a situational lefty out of the pen in his first two years at DBU to becoming one of the team's top left-handed options out of the pen last season.
- 1st Team All-State honors and was named the District Pitcher of the Year as a senior at Marcus HS.
- Named the Class 5A-6A All-Star Game MVP in 2021.

#54 Schwede, Rian - RHP

- Made 19 appearances at Villanova last year after spending his first three years at Endicott College.
- Led Endicott to an NCAA Division III World Series appearance in 2023 and was named 1st Team All-Conference.

#3 Swinney, Mason - INF

- Spent his first two seasons at the University of Alabama.
- Made 15 starts for the Crimson Tide last year and reached base safely in 13 straight games to begin the season.
- Was rated the top shortstop in the state of Alabama by Prep Baseball Report.

#47 Todd, Zach - RHP

- Became one of the most used arms out of the pen when he returned to the mound on April 23, 2024, at TCU. His last appearance prior to that had been on April 26, 2022, as a senior in high school.
- Was a two-time District Pitcher of the Year during his prep career at Manteca High School.
- Rated the No. 63 right-hander pitcher from the state of California by Perfect Game.

#29 Tryon, Ben - INF

- His two career hits as a Patriot were home runs on Feb. 24 versus Central Michigan.
- Was a 3-year letterman at Southlake Carroll High School and was named to the Class 6A Super Elite Team by the Texas High School Baseball Coaches Association as a senior.
- Led Carroll to a Class 6A state championship as a junior in 2022.
- Rated the No. 15 third baseman in the state of Texas by Perfect Game.

#13 Underhill, Landon - INF

- Helped lead McLennan College to the NJCAA Division I World Series last year.
- Spent his first two years at Mercer, making seven starts as a redshirt freshman in 2023.
- His father, Glenn Underhill, played golf at San Diego State.

#33 Watt, Liam - LHP

- Helped lead LSU Eunice to an NJCAA Division II World Series title in 2024 and was named the National Championship Tournament MVP Pitcher.
- Pitched for the NJCAA USA All-Star Team that competed in the Netherlands last summer.
- His father, Roger Watt, played for team Canada in the 1962 Little League World Series.
- Is a sixth cousin to NFL superstars JJ Watt and TJ Watt.

#28 Williams Jr., Bryan - OF

- Earned All-State honors his senior year at Midwest City High School.
- Rated the No. 2 outfielder and the No. 13 overall prospect from the state of Oklahoma by Perfect Game.
- Played for the Mahoning Valley Scrappers in the MLB Draft League last summer.

#43 Yeary, Will - RHP

- Was a two-time All-State selection at Covenant Christian Academy.

THE LAST TIME DBU...

RANKED OPPONENTS

Defeated a Top 25 ranked team - April 16, 2025 (No. 15 TCU, 6-5)
Defeated a Top 25 ranked team at home - March 4, 2025 (No. 10 Oklahoma, 11-0)
Defeated a Top 25 ranked team on the road - April 16, 2025 (No. 15 TCU, 6-5)
Defeated a Top 25 team at a neutral site - March 3, 2024 (No. 15 Alabama, 7-5)

Defeated a Top 20 ranked team - April 16, 2025 (No. 15 TCU, 6-5)
Defeated a Top 20 ranked team at home - March 4, 2025 (No. 10 Oklahoma, 11-0)
Defeated a Top 20 ranked team on the road - April 16, 2025 (No. 15 TCU, 6-5)
Defeated a Top 20 team at a neutral site - March 3, 2024 (No. 15 Alabama, 7-5)

Defeated a Top 10 ranked team - March 4, 2025 (No. 10 Oklahoma, 11-0)
Defeated a Top 10 ranked team at home - March 4, 2025 (No. 10 Oklahoma, 11-0)
Defeated a Top 10 ranked team on the road - April 26, 2022 (No. 6 TCU, 6-5)
Defeated a Top 10 team at a neutral site - June 3, 2018 (No. 8 Southern Miss, 9-4)

Defeated a Top 5 ranked team - May 10, 2022 (No. 3 Oklahoma State, 8-7)
Defeated a Top 5 ranked team at home - May 10, 2022 (No. 3 Oklahoma State, 8-7)
Defeated a Top 5 ranked team on the road - April 12, 2016 (No. 5 TCU, 9-1)
Defeated a Top 5 team at a neutral site - Never

Won a series over a Top 25 ranked team - May 12-14, 2023 (No. 22 UTSA, 3-0)
Won a series over a Top 20 ranked team - March 25-27, 2022 (No. 20 Maryland, 2-1)
Won a series over a Top 10 ranked team - Never
Won a series over a Top 5 ranked team - Never
Swept a series over a Top 25 ranked team - May 12-14, 2023 (No. 22 UTSA, 3-0)

WINNING STREAK

Won 7 straight games - April 6, 2024 - Current (9)
Won 8 straight games - April 6, 2024 - Current (9)
Won 9 straight games - April 6, 2024 - Current (9)
Won 10 straight games - April 1, 2023 - April 22, 2023 (14)
Won 11 straight games - April 1, 2023 - April 22, 2023 (14)
Won 12 straight games - April 1, 2023 - April 22, 2023 (14)
Won 13 straight games - April 1, 2023 - April 22, 2023 (14)
Won 14 straight games - April 1, 2023 - April 22, 2023 (14)

LOSING STREAK

Lost 4 straight games - Feb. 28 - March 7, 2023
Lost 5 straight games - Feb. 28 - March 7, 2023
Lost 6 straight games - April 4-13, 2017

SERIES SWEEPS

Swept a 3-game series - April 17-19, 2025 vs. Sam Houston
Swept a 3-game home series - April 17-19, 2025 vs. Sam Houston
Swept a 3-game road series - April 11-13, 2025 vs. Jacksonville State
Swept a 4-game series - May 7-9, 2021 vs. Illinois State
Swept a 4-game home series - May 7-9, 2021 vs. Illinois State
Was swept in a 3-game series - March 3-5 vs. Southern Mississippi
Was swept in a 4-game series - Not in Division I Era
Was swept in a 3-game home series - February 15-17, 2013 vs. Creighton
Was swept in a 3-game road series - March 3-5 vs. Southern Mississippi

DOUBLEHEADERS

Swept a doubleheader - Feb. 22, 2025 vs. SIUE
Lost both games of a doubleheader - May 25, 2019 vs. Indiana State (MVC Championship)

OVERCAME A DEFICIT

5 or more runs in a win - March 29, 2025 vs. New Mexico State (6-12 deficit, 16-13)
6 or more runs in a win - March 29, 2025 vs. New Mexico State (6-12 deficit, 16-13)
7 or more runs in a win - April 21, 2018 vs. Indiana State (1-9 deficit, 12-10)
8 or more runs in a win - April 21, 2018 vs. Indiana State (1-9 deficit, 12-10)
9 or more runs in a win - March 6, 2016 vs. New Mexico (2-11 deficit, 12-11)
10 or more runs in a win - April 29, 2011 vs. Mississippi Valley State (1-11 deficit, 17-14)

HITS

20 or more hits in a game - May 26, 2024 vs. Louisiana Tech (21)
25 or more hits in a game - March 24, 2019 vs. Air Force (28)
26 or more hits in a game - March 24, 2019 vs. Air Force (28)
27 or more hits in a game - March 24, 2019 vs. Air Force (28)
28 or more hits in a game - March 24, 2019 vs. Air Force (28)
29 or more hits in a game - March 5, 2016 vs. New Mexico (31)
30 or more hits in a game - March 5, 2016 vs. New Mexico (31)
Allowed 2 or fewer hits - March 4, 2025 vs. Oklahoma (2)
Allowed 1 or fewer hits - April 28, 2024 vs. FIU (0)
Allowed 0 hits - April 28, 2024 vs. FIU (0)

DOUBLES

Hit 6 or more doubles in a game - April 30, 2024 vs. Stephen F. Austin (6)
Hit 7 or more doubles in a game - Feb. 18, 2023 vs. Fordham (7)
Hit 8 or more doubles in a game - March 24, 2019 vs. Air Force (12)
Hit 9 or more doubles in a game - March 24, 2019 vs. Air Force (12)
Hit 10 or more doubles in a game - March 24, 2019 vs. Air Force (12)
Hit 11 or more doubles in a game - March 24, 2019 vs. Air Force (12)
Hit 12 or more doubles in a game - March 24, 2019 vs. Air Force (12)

TRIPLES

Hit 3 or more triples in a game - April 19, 2016 vs. UT Arlington (3)
Hit 4 or more triples in a game - 1996 vs. Howard Payne (4)

HOME RUNS

3 or more home runs in an inning - April 18, 2025 vs. Sam Houston (3 in 3rd inning)
4 or more home runs in an inning - June 2, 2018 vs. Oral Roberts (4 in 3rd Inning)
5 or more home runs in a game - April 19, 2025 vs. Sam Houston (5)
6 or more home runs in a game - April 18, 2025 vs. Sam Houston (6)
7 or more home runs in a game - April 4, 2023 vs. Sam Houston (7)
8 or more home runs in a game - April 21, 2007 vs. UT Pan American (10)
9 or more home runs in a game - April 21, 2007 vs. UT Pan American (10)
10 home runs in a game - April 21, 2007 vs. UT Pan American (10)

RUNS

Scored 15 or more runs in a game - April 18, 2025 vs. Sam Houston (18-4)
Scored 20 or more runs in a game - March 22, 2025 vs. Middle Tennessee (25-7)
Scored 25 or more runs in a game - March 22, 2025 vs. Middle Tennessee (25-7)
Scored 30 or more runs in a game - March 24, 2019 vs. Air Force (30-7)
Scored 33 or more runs in a game - March 5, 2016 vs. New Mexico (33-8)
Scored 10 or more runs in an inning - March 29, 2024 vs. New Mexico State (10 in 3rd inn.)
Scored 11 or more runs in an inning - April 10, 2022 vs. Missouri State (11 in 8th inn.)
Scored 12 or more runs in an inning - May 2, 2021 vs. Evansville (13 in 3rd inn.)
Scored 13 or more runs in an inning - May 2, 2021 vs. Evansville (13 in 3rd inn.)
Scored 14 or more runs in an inning - April 21, 2007 vs. UT Pan American (15 in 6th inn.)
Scored 15 or more runs in an inning - April 21, 2007 vs. UT Pan American (15 in 6th inn.)
Scored 10 or more runs in 3 consecutive games - April 17-19, 2025 (3 games)
Scored 10 or more runs in 4 consecutive games - May 26-30, 2021 (4 games)
Scored 10 or more runs in 5 consecutive games - April 17-28, 2009 (8 games)
Allowed 10 or more runs in a game - April 5, 2025 vs. WKU (0-11)
Allowed 15 or more runs in a game - March 15, 2025 vs. UTSA (11-15)
Allowed 20 or more runs in a game - March 14, 2023 vs. Oklahoma State (4-20)
Allowed 23 or more runs in a game - April 3, 2010 vs. South Dakota State (8-23)
Allowed 10 or more runs in an inning - Feb. 18, 2025 vs. UTRGV (11 in 9th inn.)

STOLEN BASES

Stole 5 bases in an inning - Feb. 20 2022 vs Southeast Missouri (5)
Stole 6 bases in a game - Feb. 16 vs. North Dakota State (7)
Stole 7 bases in a game - Feb. 16 vs. North Dakota State (7)
Stole 8 bases in a game - March 7, 2023 vs. Baylor (8)

STRIKEOUTS

Struck out 15 or more batters in a game - Feb. 22, 2025 vs. SIUE (15)
Struck out 16 or more batters in a game - May 3, 2024 vs. Jacksonville State (17)
Struck out 17 or more batters in a game - May 3, 2024 vs. Jacksonville State (17)
Struck out 18 or more batters in a game - March 10, 2023 vs. Oral Roberts (18)
Struck out 19 or more batters in a game - Feb. 20, 2022 vs. Southeast Missouri (19)
Struck out 15 or more time in a game offensively - April 23, 2024 vs. TCU (16)
Struck out 16 or more time in a game offensively - April 23, 2024 vs. TCU (16)
Struck out 17 or more time in a game offensively - March 5, 2022 vs. San Diego (17)
Struck out 18 or more times in a game offensively - February 25, 2020 vs. UT Arlington (18)
Struck out 2 or fewer times offensively in a game - Feb. 18, 2024 vs. Southeast Missouri (2)
Struck out 1 or fewer times offensively in a game - March 29, 2018 vs. Southern (1)
Did not strikeout offensively in a game - April 24, 2022 vs. Southern Illinois

WALKS

Did not walk a batter in a game - April 13, 2025 vs. Jacksonville State
Walked 10 or more batters in a game - March 29, 2025 vs. New Mexico State (11)
Walked 11 or more batters in a game - March 29, 2025 vs. New Mexico State (11)
Walked 12 or more batters in a game - February 25, 2021 vs. Gonzaga (13)
Walked 13 or more batters in a game - February 25, 2021 vs. Gonzaga (13)
Walked 14 or more batters in a game - May 31, 2014 vs. Siena (16)
Walked 15 or more batters in a game - May 31, 2014 vs. Siena (16)
Walked 16 or more batters in a game - May 31, 2014 vs. Siena (16)
Drew 10 or more walks in a game - March 29, 2025 vs. New Mexico State (12)
Drew 11 or more walks in a game - March 29, 2025 vs. New Mexico State (12)
Drew 12 or more walks in a game - March 29, 2025 vs. New Mexico State (12)
Drew 13 or more walks in a game - March 10, 2024 vs. San Diego (14)
Drew 14 or more walks in a game - March 10, 2024 vs. San Diego (14)
Did not draw a walk in a game - April 5, 2025 vs. WKU

SHUTOUTS

Shutout an opponent - March 4, 2025 vs. Oklahoma
Shutout an opponent on the road - June 1, 2024 vs. Arizona
Posted back-to-back shutouts - March 15, 2014 vs. Missouri State (DH)
Posted 3 consecutive shutouts - March 14-15, 2014 vs. Missouri State
Was shutout - April 5, 2025 vs. WKU
Was shutout at home - April 5, 2025 vs. WKU
Shutout in back-to-back games - Not happened in Division I Era

ERRORS

Went 4 or more games in a row without committing an error - April 4-8 2025 (4)
Went 5 or more games in a row without committing an error - May 5-26, 2024 (5)
Went 6 or more games in a row without committing an error - June 2, 2023 - Feb. 17, 2024 (6)
Went 7 or more games in a row without committing an error - April 7-21, 2023 (8)
Went 8 or more games in a row without committing an error - April 7-21, 2023 (8)
Committed 4 or more errors in a game - April 29, 2018 vs. Valparaiso (5)
Committed 5 or more errors in a game - April 29, 2018 vs. Valparaiso (5)
Committed 6 or more errors in a game - March 11, 2016 vs. Valparaiso (6)

DOUBLE PLAYS

Turned 3 double plays in a game - April 14, 2024 vs. Air Force

THE LAST TIME A DBU PLAYER...

HITS

5 or more hits in a game - Keaton Grady (5 - March 29, 2025 vs. New Mexico State)
6 or more hits in a game - Austin Bell (6 - March 24, 2019 vs. Air Force)
Went 5-for-5 in a game - Keaton Grady (5-for-5 on March 29, 2025 vs. New Mexico State)
Went 6-for-6 in a game - Austin Bell (6-for-6 on March 24, 2019 vs. Air Force)

RUNS

Scored 5 runs in a game - Austin Bell, Jimmy Glownke, & Evan Sandmann (March 24, 2019 vs. Air Force)
Scored 6 runs in a game - Austin Krum (2005)

DOUBLES

3 doubles in a game - Ben Tryon (April 17, 2025 vs. Sam Houston)
4 doubles in a game - Ben Tryon (April 17, 2025 vs. Sam Houston)

TRIPLES

2 triples in a game - Evan Sandmann (March 6, 2019 vs. Oklahoma)
3 triples in a game - David Jefferson (1985 vs. Cameron)

HOME RUNS

Led off the game with a home run - Michael Dattalo (May 16, 2024 vs. Middle Tennessee)
Led off the bottom of the 1st inning with a home run - Jace Grady (May 28, 2023 vs. Charlotte)
Hit an inside-the-park home run - Jace Grady (April 15, 2022 vs. Bradley)
Hit a pinch-hit home run - Adam Berghult (March 30, 2025 vs. New Mexico State)
Hit a grand slam - Chayton Krauss (March 28, 2025 vs. New Mexico State)
Hit two grand slams in a game - KJ Alexander (March 3, 2011 vs. New Orleans)
Hit a grand slam in back-to-back games - Miguel Santos (Feb. 19, 2023 vs. Fordham & Feb. 21, 2023 vs. UTA)
Hit 2 home runs in an inning - Landon Underhill (3rd Inning - April 18, 2025 vs. Sam Houston)
Hit a walk-off home run - Tom Poole (May 11, 2024 vs. Liberty)
Hit 3 home runs in a game - Nathan Humphreys (April 19, 2025 vs. Sam Houston)
Hit 4 home runs in a game - Darick Hall (March 22, 2016 vs. Incarnate Word)
Homered in 3 straight games - Landon Underhill (3) (April 17-19, 2025)
Homered in 4 straight games - Tom Poole (4) (March 9-15, 2025)
Homered in 5 straight games - Bryce Ball (6) (May 7 – 17, 2019)
Homered in 6 straight games - Bryce Ball (6) (May 7 – 17, 2019)

RBI

6 RBI in a game - Chayton Krauss (6) (April 18, 2025 vs. Sam Houston)
7 RBI in a game - Ethan Mann (7) (March 30, 2024 vs. New Mexico State)
8 RBI in a game - Miguel Santos (9) (June 3, 2023 vs. Oklahoma State)
9 RBI in a game - Miguel Santos (9) (June 3, 2023 vs. Oklahoma State)

STOLEN BASES

3 stolen bases in a game - Tom Poole (3) (Feb. 16 vs. North Dakota State)
4 stolen bases in a game - Ben McConnell (4) (February 28, 2020 vs. Arkansas State)
5 stolen bases in a game - Mike Hamilton (2000 vs. UT Pan American)
Stole home - Mason Swinney (March 2, 2025 vs. Oral Roberts)

WALKS

4 walks in a game - Joey Nerat (April 13, 2025 vs. Jacksonville State)

HIT BY PITCH

Hit by a pitch 3 times in a game - Devlin Granberg (May 6, 2017 vs. Wichita State)

HIT STREAKS

15-game hit streak - Chayton Krauss (15 games: Feb. 28, 2025 - March 25, 2025)
20-game hit streak - Chayton Krauss (20 games: March 1, 2024 - April 2, 2024)
25-game hit streak - Jameson Hannah (35 games: June 5, 2017 - April 17, 2018)
30-game hit streak - Jameson Hannah (35 games: June 5, 2017 - April 17, 2018)
35-game hit streak - Jameson Hannah (35 games: June 5, 2017 - April 17, 2018)
39-game hit streak - Jason Krizan (39 games: March 10, 2011 - May 14, 2011)

REACHED SAFELY STREAKS

Reached safely in 25 straight games - Grant Jay (41 games: June 1, 2024 - Current)
Reached safely in 30 straight games - Grant Jay (41 games: June 1, 2024 - Current)
Reached safely in 35 straight games - Grant Jay (41 games: June 1, 2024 - Current)
Reached safely in 40 straight games - Grant Jay (41 games: June 1, 2024 - Current)
Reached safely in 45 straight games - Jimmy Glownke (52 games: April 20, 2018 - March 26, 2019)
Reached safely in 50 straight games - Jimmy Glownke (52 games: April 20, 2018 - March 26, 2019)
Reached safely in 55 straight games - Jason Krizan (69 games: May 6, 2010 - June 4, 2011)
Reached safely in 60 straight games - Jason Krizan (69 games: May 6, 2010 - June 4, 2011)
Reached safely in 65 straight games - Jason Krizan (69 games: May 6, 2010 - June 4, 2011)
Reached safely in 69 straight games - Jason Krizan (69 games: May 6, 2010 - June 4, 2011)

HIT FOR THE CYCLE

Duncan McAlpine - Feb 23, 2013 vs. Mississippi Valley State

STRIKEOUTS

10 or more strikeouts in a game - Micah Bucknam (14) (March 21, 2025 vs. Middle Tennessee)
11 or more strikeouts in a game - Micah Bucknam (14) (March 21, 2025 vs. Middle Tennessee)
12 or more strikeouts in a game - Micah Bucknam (14) (March 21, 2025 vs. Middle Tennessee)
13 or more strikeouts in a game - Micah Bucknam (14) (March 21, 2025 vs. Middle Tennessee)
14 or more strikeouts in a game - Micah Bucknam (14) (March 21, 2025 vs. Middle Tennessee)
15 or more strikeouts in a game - Ryan Johnson (15) (April 19, 2024 vs. Louisiana Tech)
16 or more strikeouts in a game - Colin Charland (16 vs. Jarvis Christian - 1985)

COMPLETE GAME

Threw a 7-inning complete game - Micah Bucknam (March 21, 2025 vs. Middle Tennessee)
Threw a 9-inning complete game - Ryan Johnson (April 12, 2024 vs. Air Force)

SHUTOUTS

Threw a complete game shutout - Micah Bucknam (7 inn. March 21, 2025 vs. Middle Tennessee)
Threw a 9-inning complete game shutout - Taylor Massey (June 1, 2012 vs. UT Arlington)
2 or more pitchers combined to throw a 9-inning complete game shutout (June 1, 2024 vs. Arizona - Jaron DeBerry, Connor Bengel, River Ridings, & Zach Todd)
2 or more pitchers combined to throw a 7-inning complete game shutout (April 28, 2024 vs. FIU - James Ellwanger & Jerrod Jenkins)

NO-HITTER

9-inning no-hitter: Rodney Brantley (February 25, 2006 vs. UT Arlington)
7-inning combined no-hitter: James Ellwanger & Jerrod Jenkins (April 28, 2024 vs. FIU)

POLLS/OPPONENTS & C-USA STANDINGS

PATS IN THE POLLS

| WEEK | DI | BA | NCBWA | USA | PG |
|--------|----|----|-------|-----|----|
| Pre | 20 | 21 | 20 | 21 | 17 |
| Feb 17 | 20 | 20 | 18 | 21 | 17 |
| Feb 24 | 19 | 18 | 17 | 18 | 17 |
| Mar 3 | 21 | 21 | 17 | 23 | 18 |
| Mar 10 | 20 | 20 | 19 | 19 | 17 |
| Mar 17 | 15 | 21 | 19 | 17 | 17 |
| Mar 24 | 17 | 17 | 18 | 17 | 17 |
| Mar 31 | 17 | 19 | 19 | 19 | 17 |
| Apr 7 | NR | NR | RV | RV | NR |
| Apr 14 | NR | NR | RV | RV | NR |
| Apr 14 | NR | NR | 22 | RV | 20 |

TRACKING OPPONENTS

| SCHOOL | LAST WEEK | OVERALL |
|--------------------|-----------|---------|
| ACU | 4-0 | 24-14 |
| FIU | 0-4 | 22-17 |
| Jacksonville State | 2-2 | 23-17 |
| Kennesaw State | 4-0 | 20-19 |
| Liberty | 2-2 | 24-16 |
| Louisiana | 2-1 | 19-23 |
| LSU | 3-1 | 34-7 |
| Louisiana Tech | 2-2 | 25-15 |
| MTSU | 2-2 | 18-22 |
| New Mexico State | 1-3 | 19-21 |
| North Dakota State | 1-3 | 13-22 |
| Oklahoma | 4-0 | 29-10 |
| Oklahoma State | 1-2 | 17-19 |
| ORU | 2-1 | 22-15 |
| Sam Houston | 0-4 | 8-32 |
| SIU Edwardsville | 2-2 | 17-21 |
| TCU | 1-3 | 29-12 |
| UTA | 0-4 | 13-23 |
| UTRGV | 1-3 | 26-13 |
| UTSA | 2-1 | 30-10 |
| WKU | 2-2 | 33-7 |

CONFERENCE USA STANDINGS

| SCHOOL | C-USA | OVERALL | VS DBU |
|-----------------------|-------|---------|--------|
| Western Kentucky | 11-4 | 33-7 | 2-1 |
| DBU | 11-4 | 28-11 | N/A |
| La Tech | 10-4 | 25-15 | 0-0 |
| Kennesaw State | 10-5 | 20-19 | 0-0 |
| Jacksonville State | 7-8 | 23-17 | 0-3 |
| New Mexico State | 7-8 | 19-21 | 1-2 |
| Florida International | 6-8 | 22-17 | 0-0 |
| Liberty | 6-9 | 24-16 | 0-0 |
| MTSU | 4-11 | 18-22 | 1-2 |
| Sam Houston | 2-13 | 8-32 | 0-3 |

HORNER BALLPARK



The 2013 season marked the debut of the Joan and Andy Horner Ballpark, the new home for Dallas Baptist University's Patriot Baseball team. Construction of the ballpark began in the summer of 2012 and was completed in time for the start of the 2013 season. The new stadium was built around the existing baseball field, preserving its original location while significantly enhancing the fan experience. The 2,000-seat facility features premium amenities, including club seating, a state-of-the-art press box, two radio booths, a TV booth, guest suites, coaches' offices, a reception area, sunken dugouts, and improved field lighting. For fans, the ballpark offers an outdoor pavilion along the left field line and multiple party patios on the upper concourse and beyond the left field wall. After the 2015 season, new outfield turf was installed. Horner Ballpark also hosted its first NCAA Regional Tournament that same year, with the Patriots welcoming Oregon State, Texas, and VCU for an exciting showcase of postseason college baseball.

HORNER HEROICS

Since opening its gates in 2013, Horner Ballpark has become one of the most challenging venues in the nation for visiting teams. Over the past 13 years, the DBU Patriots have posted an impressive .748 win percentage at home, ranking 10th in the country among teams that play an average of 25 or more home games per season. In addition to their dominance on the field, DBU has earned a reputation for dramatic late-inning performances. Throughout this stretch, the Patriots have staged comebacks 35 times when trailing in the seventh inning or later, while also securing 27 thrilling walk-off victories in their final at-bat.

HORNER BY THE NUMBERS

Opened:

- February 15, 2013
- Creighton 11, DBU 9

Quick Facts:

- Capacity: 3,492
- Chairback Seats: 1,292

RECORD BREAKDOWN

Record: 276-93 (.748)

vs. Non-Conference Opponents: 171-57

vs. Conference Opponents: 102-34

vs. Top 25 Opponents: 18-13

HORNER TOP 10 CROWDS

| # | Att. | Date | Opponent | Result |
|-----|-------|---------|-----------------|--------|
| 1. | 3,242 | 5/31/15 | Texas | W, 8-1 |
| 2. | 2,297 | 5/31/15 | #17 Oregon St | W, 7-1 |
| 3. | 2,213 | 3/13/24 | #9 TCU | L, 6-9 |
| 4. | 2,139 | 5/29/15 | VCU | L, 2-7 |
| 5. | 2,093 | 6/1/15 | VCU | L, 1-3 |
| 6. | 2,068 | 6/1/15 | VCU | W, 2-1 |
| 7. | 2,047 | 3/12/19 | #18 Texas A&M | W, 5-4 |
| 8. | 2,013 | 3/15/17 | #10 Baylor | L, 1-4 |
| 9. | 1,922 | 5/10/22 | #3 Oklahoma StW | 8-7 |
| 10. | 1,840 | 4/11/23 | Baylor | W,6-5 |

TOP 10 REGULAR SEASON CROWDS

| # | Att. | Date | Opponent | Result |
|-----|-------|---------|----------------|-------------|
| 1. | 2,213 | 3/12/24 | #9 TCU | L, 6-9 |
| 2. | 2,047 | 3/12/19 | #18 Texas A&M | W, 5-4 |
| 3. | 2,013 | 3/15/17 | #10 Baylor | L, 1-4 |
| 4. | 1,922 | 5/10/22 | #3 Oklahoma St | W, 8-7 |
| 5. | 1,840 | 4/11/23 | Baylor | W, 6-5 |
| 6. | 1,819 | 4/5/22 | Baylor | W, 11-6 |
| 7. | 1,766 | 3/18/25 | TCU | L, 5-8 |
| 8. | 1,737 | 2/28/23 | #10 TCU | L, 1-4 (12) |
| 9. | 1,728 | 3/20/18 | Baylor | L, 2-5 |
| 10. | 1,703 | 4/19/24 | Louisiana Tech | L, 3-5 |



OVERALL STATS

2025 DBU Baseball Overall Statistics for DBU (as of Apr 19, 2025) (All games Sorted by Batting avg)

Record: 28-11 Home: 17-5 Away: 11-4 Neutral: 0-2 C-USA: 11-4

| Player | avg | gp-gs | ab | r | h | 2b | 3b | hr | rbi | tb | slg% | bb | hp | so | gdp | ob% | sf | sh | sb-att | po | a | e | fld% | |
|----------------------|------|-------|------|-----|-----|----|----|----|-----|-----|------|-----|----|-----|-----|------|----|----|--------|-----|-----|----|-------|--|
| 7 JAY, Grant | .366 | 39-39 | 142 | 57 | 52 | 14 | 1 | 16 | 47 | 116 | .817 | 28 | 10 | 45 | 2 | .495 | 2 | 0 | 8-8 | 303 | 29 | 7 | .979 | |
| 8 HUMPHREYS, Nathan | .364 | 39-39 | 151 | 53 | 55 | 11 | 2 | 13 | 49 | 109 | .722 | 25 | 4 | 23 | 3 | .457 | 4 | 1 | 10-13 | 63 | 1 | 1 | .985 | |
| 24 POOLE, Tom | .362 | 32-30 | 105 | 43 | 38 | 11 | 0 | 7 | 21 | 70 | .667 | 29 | 4 | 23 | 2 | .514 | 0 | 0 | 8-8 | 85 | 2 | 2 | .978 | |
| 19 KRAUSS, Chayton | .359 | 38-38 | 153 | 36 | 55 | 13 | 0 | 10 | 52 | 98 | .641 | 14 | 1 | 37 | 2 | .405 | 5 | 0 | 5-6 | 241 | 27 | 1 | .996 | |
| 5 DATTALO, Michael | .291 | 39-39 | 148 | 29 | 43 | 9 | 1 | 3 | 24 | 63 | .426 | 29 | 4 | 22 | 2 | .418 | 1 | 0 | 2-4 | 16 | 60 | 2 | .974 | |
| 11 NERAT, Joey | .281 | 33-30 | 114 | 26 | 32 | 6 | 0 | 3 | 19 | 47 | .412 | 17 | 2 | 35 | 1 | .383 | 0 | 0 | 12-13 | 42 | 1 | 0 | 1.000 | |
| ----- | | | | | | | | | | | | | | | | | | | | | | | | |
| 1 GRADY, Keaton | .427 | 27-25 | 96 | 31 | 41 | 11 | 2 | 2 | 17 | 62 | .646 | 12 | 1 | 6 | 1 | .486 | 2 | 1 | 9-10 | 33 | 54 | 1 | .989 | |
| 29 TRYON, Ben | .303 | 19-8 | 33 | 7 | 10 | 5 | 0 | 0 | 7 | 15 | .455 | 6 | 3 | 8 | 0 | .442 | 1 | 0 | 1-2 | 4 | 0 | 1 | .800 | |
| 13 UNDERHILL, Landon | .289 | 18-14 | 45 | 12 | 13 | 3 | 0 | 4 | 15 | 28 | .622 | 11 | 1 | 10 | 0 | .439 | 0 | 0 | 0-0 | 14 | 0 | 0 | 1.000 | |
| 18 BENNETT, Jake | .267 | 29-22 | 75 | 25 | 20 | 2 | 0 | 11 | 29 | 55 | .733 | 16 | 5 | 17 | 3 | .423 | 1 | 0 | 1-1 | 0 | 0 | 0 | .000 | |
| 4 GREBECK, Cody | .255 | 31-17 | 51 | 6 | 13 | 2 | 0 | 0 | 11 | 15 | .294 | 12 | 5 | 13 | 1 | .435 | 1 | 6 | 1-4 | 31 | 55 | 2 | .977 | |
| 12 HEEFNER, Luke | .214 | 27-27 | 84 | 18 | 18 | 2 | 0 | 2 | 15 | 26 | .310 | 10 | 8 | 19 | 3 | .350 | 1 | 1 | 3-3 | 31 | 55 | 2 | .977 | |
| 9 BERGHULT, Adam | .213 | 18-10 | 47 | 10 | 10 | 1 | 0 | 5 | 14 | 26 | .553 | 2 | 0 | 8 | 1 | .240 | 1 | 0 | 0-0 | 76 | 4 | 0 | 1.000 | |
| 2 SCHLAEGEL, Dylan | .200 | 20-6 | 30 | 4 | 6 | 1 | 0 | 1 | 7 | 10 | .333 | 5 | 0 | 14 | 0 | .314 | 0 | 0 | 6-6 | 13 | 0 | 0 | 1.000 | |
| 3 SWINNEY, Mason | .115 | 10-7 | 26 | 5 | 3 | 0 | 0 | 0 | 1 | 3 | .115 | 4 | 0 | 5 | 0 | .233 | 0 | 0 | 1-2 | 12 | 19 | 0 | 1.000 | |
| 25 SCHOTT, Tyler | .000 | 1-0 | 0 | 0 | 0 | 0 | 0 | 0 | 0 | 0 | .000 | 0 | 0 | 0 | 0 | .000 | 0 | 0 | 0-0 | 1 | 1 | 1 | .667 | |
| Totals | .315 | 39 | 1300 | 362 | 409 | 91 | 6 | 77 | 328 | 743 | .572 | 220 | 48 | 285 | 21 | .427 | 19 | 9 | 67-80 | 978 | 346 | 27 | .980 | |
| Opponents | .260 | 39 | 1248 | 194 | 324 | 57 | 5 | 23 | 176 | 460 | .369 | 146 | 56 | 381 | 24 | .361 | 8 | 16 | 34-42 | 943 | 329 | 41 | .969 | |

(All games Sorted by Earned run avg)

| Player | era | w-l | app | gs | cg | sho | sv | ip | h | r | er | bb | so | 2b | 3b | hr | b/avg | wp | hp | bk | sfa | sha |
|----------------------|-------|-------|-----|----|----|-----|----|-------|-----|-----|-----|-----|-----|----|----|----|-------|----|----|----|-----|-----|
| 27 BUCKNAM, Micah | 3.38 | 6-1 | 10 | 10 | 2 | 1/0 | 0 | 56.0 | 46 | 26 | 21 | 21 | 76 | 8 | 1 | 4 | .227 | 3 | 8 | 0 | 2 | 1 |
| 40 BORBERG, Ryan | 4.47 | 4-4 | 10 | 9 | 0 | 0/1 | 0 | 44.1 | 46 | 23 | 22 | 10 | 44 | 7 | 0 | 4 | .264 | 6 | 8 | 1 | 0 | 3 |
| ----- | | | | | | | | | | | | | | | | | | | | | | |
| 32 PETTITTE, Luke | 0.00 | 2-0 | 2 | 0 | 0 | 0/0 | 0 | 6.2 | 0 | 1 | 0 | 2 | 7 | 0 | 0 | 0 | .000 | 0 | 0 | 0 | 0 | 0 |
| 25 SCHOTT, Tyler | 2.38 | 0-0 | 13 | 0 | 0 | 0/0 | 0 | 11.1 | 9 | 4 | 3 | 3 | 16 | 2 | 0 | 1 | .209 | 1 | 2 | 0 | 1 | 0 |
| 6 ELLWANGER, James | 3.74 | 2-1 | 10 | 10 | 0 | 0/0 | 0 | 33.2 | 27 | 16 | 14 | 23 | 53 | 5 | 1 | 0 | .223 | 9 | 5 | 0 | 1 | 2 |
| 26 PETERS, Mason | 4.05 | 1-1 | 14 | 0 | 0 | 0/1 | 4 | 20.0 | 16 | 10 | 9 | 10 | 28 | 4 | 0 | 1 | .216 | 2 | 4 | 0 | 1 | 1 |
| 54 SCHWEDE, Rian | 5.12 | 4-1 | 8 | 7 | 0 | 0/0 | 0 | 31.2 | 39 | 20 | 18 | 7 | 27 | 8 | 1 | 2 | .305 | 0 | 3 | 0 | 2 | 2 |
| 50 JENKINS, Jerrod | 5.13 | 5-0 | 12 | 3 | 0 | 0/0 | 0 | 33.1 | 31 | 20 | 19 | 20 | 34 | 6 | 2 | 0 | .252 | 5 | 4 | 0 | 0 | 1 |
| 30 BRANSON, Ashton | 5.60 | 0-0 | 13 | 0 | 0 | 0/0 | 1 | 17.2 | 15 | 11 | 11 | 7 | 23 | 2 | 0 | 3 | .234 | 2 | 5 | 1 | 0 | 2 |
| 3 SWINNEY, Mason | 5.68 | 0-0 | 7 | 0 | 0 | 0/0 | 0 | 6.1 | 6 | 4 | 4 | 4 | 9 | 1 | 0 | 1 | .261 | 2 | 4 | 0 | 1 | 0 |
| 47 TODD, Zach | 5.91 | 2-0 | 8 | 0 | 0 | 0/0 | 0 | 10.2 | 15 | 10 | 7 | 12 | 15 | 3 | 0 | 1 | .326 | 4 | 1 | 0 | 0 | 2 |
| 33 WATT, Liam | 6.11 | 0-0 | 11 | 0 | 0 | 0/0 | 0 | 17.2 | 26 | 12 | 12 | 4 | 15 | 2 | 0 | 2 | .347 | 4 | 0 | 0 | 0 | 0 |
| 17 HAINES, Dillon | 6.23 | 0-0 | 5 | 0 | 0 | 0/0 | 0 | 4.1 | 5 | 3 | 3 | 4 | 4 | 0 | 0 | 0 | .313 | 1 | 2 | 0 | 0 | 2 |
| 37 DUNCAN, Avery | 7.50 | 1-0 | 9 | 0 | 0 | 0/0 | 0 | 12.0 | 11 | 11 | 10 | 9 | 9 | 3 | 0 | 1 | .234 | 2 | 4 | 0 | 0 | 0 |
| 45 BONN, Nick | 8.76 | 1-3 | 10 | 0 | 0 | 0/0 | 2 | 12.1 | 18 | 13 | 12 | 5 | 16 | 3 | 0 | 2 | .340 | 2 | 3 | 0 | 0 | 0 |
| 36 ATKINSON, Charlie | 9.00 | 0-0 | 1 | 0 | 0 | 0/0 | 0 | 1.0 | 2 | 1 | 1 | 0 | 1 | 0 | 0 | 1 | .400 | 0 | 0 | 0 | 0 | 0 |
| 42 KROLL, Athan | 11.57 | 0-0 | 9 | 0 | 0 | 0/0 | 0 | 7.0 | 12 | 9 | 9 | 5 | 4 | 3 | 0 | 0 | .364 | 3 | 3 | 0 | 0 | 0 |
| Totals | 4.83 | 28-11 | 39 | 39 | 2 | 2/1 | 7 | 326.0 | 324 | 194 | 175 | 146 | 381 | 57 | 5 | 23 | .260 | 46 | 56 | 2 | 8 | 16 |
| Opponents | 9.42 | 11-28 | 39 | 39 | 0 | 1/1 | 4 | 314.1 | 409 | 362 | 329 | 220 | 285 | 91 | 6 | 77 | .315 | 31 | 48 | 1 | 19 | 9 |

DEFENSIVE OVERALL

2025 DBU Baseball Overall Statistics for DBU (as of Apr 19, 2025) (All games Sorted by Fielding pct)

| Player | c | po | a | e | fld% | dp | sba | csb | sba% | pb | ci |
|----------------------|------|-----|-----|----|-------|----|-----|-----|-------|----|----|
| 9 BERGHULT, Adam | 80 | 76 | 4 | 0 | 1.000 | 0 | 3 | 0 | 1.000 | 0 | 0 |
| 11 NERAT, Joey | 43 | 42 | 1 | 0 | 1.000 | 0 | 0 | 0 | --- | 0 | 0 |
| 3 SWINNEY, Mason | 31 | 12 | 19 | 0 | 1.000 | 7 | 0 | 0 | --- | 0 | 0 |
| 13 UNDERHILL, Landon | 14 | 14 | 0 | 0 | 1.000 | 0 | 0 | 0 | --- | 0 | 0 |
| 2 SCHLAEGEL, Dylan | 13 | 13 | 0 | 0 | 1.000 | 0 | 0 | 0 | --- | 0 | 0 |
| 30 BRANSON, Ashton | 4 | 1 | 3 | 0 | 1.000 | 0 | 1 | 0 | 1.000 | 0 | 0 |
| 54 SCHWEDE, Rian | 4 | 1 | 3 | 0 | 1.000 | 0 | 3 | 0 | 1.000 | 0 | 0 |
| 37 DUNCAN, Avery | 3 | 0 | 3 | 0 | 1.000 | 0 | 2 | 0 | 1.000 | 0 | 0 |
| 33 WATT, Liam | 2 | 0 | 2 | 0 | 1.000 | 0 | 1 | 3 | .250 | 0 | 0 |
| 26 PETERS, Mason | 2 | 0 | 2 | 0 | 1.000 | 0 | 0 | 0 | --- | 0 | 0 |
| 45 BONN, Nick | 1 | 1 | 0 | 0 | 1.000 | 0 | 1 | 1 | .500 | 0 | 0 |
| 42 KROLL, Athan | 1 | 0 | 1 | 0 | 1.000 | 0 | 0 | 0 | --- | 0 | 0 |
| 19 KRAUSS, Chayton | 269 | 241 | 27 | 1 | .996 | 25 | 0 | 0 | --- | 0 | 0 |
| 1 GRADY, Keaton | 88 | 33 | 54 | 1 | .989 | 10 | 0 | 0 | --- | 0 | 0 |
| 8 HUMPHREYS, Nathan | 65 | 63 | 1 | 1 | .985 | 0 | 0 | 0 | --- | 0 | 0 |
| 7 JAY, Grant | 339 | 303 | 29 | 7 | .979 | 0 | 31 | 8 | .795 | 7 | 1 |
| 24 POOLE, Tom | 89 | 85 | 2 | 2 | .978 | 4 | 0 | 0 | --- | 0 | 0 |
| 12 HEEFNER, Luke | 88 | 31 | 55 | 2 | .977 | 10 | 0 | 0 | --- | 0 | 0 |
| 4 GREBECK, Cody | 88 | 31 | 55 | 2 | .977 | 11 | 0 | 0 | --- | 0 | 0 |
| 5 DATTALO, Michael | 78 | 16 | 60 | 2 | .974 | 2 | 0 | 0 | --- | 0 | 0 |
| 27 BUCKNAM, Micah | 11 | 4 | 6 | 1 | .909 | 0 | 8 | 0 | 1.000 | 0 | 0 |
| 6 ELLWANGER, James | 7 | 1 | 5 | 1 | .857 | 0 | 8 | 2 | .800 | 0 | 0 |
| 40 BORBERG, Ryan | 13 | 4 | 7 | 2 | .846 | 0 | 3 | 1 | .750 | 0 | 0 |
| 29 TRYON, Ben | 5 | 4 | 0 | 1 | .800 | 0 | 0 | 0 | --- | 0 | 0 |
| 17 HAINES, Dillon | 4 | 0 | 3 | 1 | .750 | 0 | 0 | 0 | --- | 0 | 0 |
| 47 TODD, Zach | 3 | 0 | 2 | 1 | .667 | 0 | 2 | 0 | 1.000 | 0 | 0 |
| 50 JENKINS, Jerrod | 3 | 1 | 1 | 1 | .667 | 0 | 1 | 1 | .500 | 0 | 0 |
| 25 SCHOTT, Tyler | 3 | 1 | 1 | 1 | .667 | 0 | 2 | 0 | 1.000 | 0 | 0 |
| 36 ATKINSON, Charlie | 0 | 0 | 0 | 0 | .000 | 0 | 1 | 0 | 1.000 | 0 | 0 |
| 18 BENNETT, Jake | 0 | 0 | 0 | 0 | .000 | 0 | 0 | 0 | --- | 0 | 0 |
| 32 PETTITTE, Luke | 0 | 0 | 0 | 0 | .000 | 0 | 1 | 0 | 1.000 | 0 | 0 |
| Totals | 1351 | 978 | 346 | 27 | .980 | 25 | 34 | 8 | .810 | 7 | 1 |
| Opponents | 1313 | 943 | 329 | 41 | .969 | 25 | 67 | 13 | .838 | 9 | 0 |

Hitting minimums - 3.0 TPA/Game

Pitching minimums - 1.0 IP/Game

CONFERENCE OVERALL STATS

2025 DBU Baseball Conference statistics for DBU (as of Apr 19, 2025) (C-USA games only Sorted by Batting avg)

Record: 11-4 Home: 6-3 Away: 5-1 C-USA: 11-4

| Player | avg | gp-gs | ab | r | h | 2b | 3b | hr | rbi | tb | slg% | bb | hp | so | gdp | ob% | sf | sh | sb-att | po | a | e | fld% | |
|----------------------|------|-------|-----|-----|-----|----|----|----|-----|-----|-------|----|----|-----|-----|------|----|----|--------|-----|-----|----|-------|--|
| 1 GRADY, Keaton | .421 | 15-15 | 57 | 21 | 24 | 5 | 2 | 2 | 10 | 39 | .684 | 6 | 1 | 4 | 1 | .470 | 2 | 1 | 5-6 | 22 | 27 | 0 | 1.000 | |
| 19 KRAUSS, Chayton | .407 | 14-14 | 54 | 15 | 22 | 7 | 0 | 2 | 21 | 35 | .648 | 6 | 0 | 14 | 1 | .438 | 4 | 0 | 2-2 | 108 | 6 | 0 | 1.000 | |
| 8 HUMPHREYS, Nathan | .393 | 15-15 | 56 | 24 | 22 | 2 | 1 | 7 | 23 | 47 | .839 | 9 | 4 | 3 | 2 | .493 | 2 | 0 | 7-7 | 15 | 0 | 1 | .938 | |
| 7 JAY, Grant | .392 | 15-15 | 51 | 22 | 20 | 6 | 0 | 4 | 14 | 38 | .745 | 12 | 6 | 13 | 1 | .543 | 1 | 0 | 3-3 | 120 | 12 | 2 | .985 | |
| 12 HEEFNER, Luke | .270 | 12-12 | 37 | 10 | 10 | 2 | 0 | 1 | 10 | 15 | .405 | 4 | 5 | 7 | 2 | .413 | 0 | 1 | 1-1 | 9 | 16 | 0 | 1.000 | |
| 5 DATTALO, Michael | .263 | 15-15 | 57 | 13 | 15 | 4 | 1 | 0 | 6 | 21 | .368 | 12 | 1 | 11 | 1 | .400 | 0 | 0 | 0-0 | 6 | 24 | 1 | .968 | |
| ----- | | | | | | | | | | | | | | | | | | | | | | | | |
| 29 TRYON, Ben | .471 | 8-4 | 17 | 5 | 8 | 5 | 0 | 0 | 6 | 13 | .765 | 1 | 2 | 3 | 0 | .524 | 1 | 0 | 1-1 | 3 | 0 | 0 | 1.000 | |
| 4 GREBECK, Cody | .364 | 13-7 | 22 | 3 | 8 | 1 | 0 | 0 | 8 | 9 | .409 | 4 | 3 | 2 | 1 | .500 | 1 | 2 | 0-1 | 14 | 20 | 1 | .971 | |
| 9 BERGHULT, Adam | .333 | 7-3 | 15 | 4 | 5 | 1 | 0 | 3 | 6 | 15 | 1.000 | 0 | 0 | 1 | 0 | .333 | 0 | 0 | 0-0 | 32 | 3 | 0 | 1.000 | |
| 13 UNDERHILL, Landon | .318 | 7-7 | 22 | 8 | 7 | 0 | 0 | 4 | 10 | 19 | .864 | 4 | 1 | 5 | 0 | .444 | 0 | 0 | 0-0 | 7 | 0 | 0 | 1.000 | |
| 18 BENNETT, Jake | .300 | 11-9 | 30 | 13 | 9 | 1 | 0 | 5 | 15 | 25 | .833 | 6 | 3 | 6 | 2 | .450 | 1 | 0 | 0-0 | 0 | 0 | 0 | .000 | |
| 11 NERAT, Joey | .269 | 9-7 | 26 | 5 | 7 | 1 | 0 | 0 | 6 | 8 | .308 | 7 | 0 | 11 | 0 | .424 | 0 | 0 | 3-3 | 7 | 0 | 0 | 1.000 | |
| 24 POOLE, Tom | .250 | 10-8 | 24 | 9 | 6 | 2 | 0 | 1 | 2 | 11 | .458 | 10 | 1 | 4 | 1 | .486 | 0 | 0 | 0-0 | 7 | 0 | 2 | .778 | |
| 2 SCHLAEGEL, Dylan | .214 | 10-2 | 14 | 4 | 3 | 0 | 0 | 1 | 3 | 6 | .429 | 3 | 0 | 6 | 0 | .353 | 0 | 0 | 3-3 | 7 | 0 | 0 | 1.000 | |
| 3 SWINNEY, Mason | .125 | 4-2 | 8 | 2 | 1 | 0 | 0 | 0 | 0 | 1 | .125 | 2 | 0 | 2 | 0 | .300 | 0 | 0 | 0-1 | 2 | 8 | 0 | 1.000 | |
| 25 SCHOTT, Tyler | .000 | 1-0 | 0 | 0 | 0 | 0 | 0 | 0 | 0 | 0 | .000 | 0 | 0 | 0 | 0 | .000 | 0 | 0 | 0-0 | 1 | 1 | 1 | .667 | |
| Totals | .341 | 15 | 490 | 158 | 167 | 37 | 4 | 30 | 140 | 302 | .616 | 86 | 27 | 92 | 12 | .455 | 12 | 4 | 25-28 | 363 | 133 | 11 | .978 | |
| Opponents | .278 | 15 | 474 | 77 | 132 | 19 | 3 | 7 | 66 | 178 | .376 | 62 | 26 | 151 | 9 | .389 | 3 | 5 | 16-21 | 351 | 126 | 19 | .962 | |

(C-USA games only Sorted by Earned run avg)

| Player | era | w-l | app | gs | cg | sho | sv | ip | h | r | er | bb | so | 2b | 3b | hr | b/avg | wp | hp | bk | sfa | sha |
|--------------------|-------|------|-----|----|----|-----|----|-------|-----|-----|-----|----|-----|----|----|----|-------|----|----|----|-----|-----|
| 27 BUCKNAM, Micah | 1.95 | 4-1 | 5 | 5 | 1 | 1/0 | 0 | 27.2 | 21 | 9 | 6 | 11 | 41 | 2 | 1 | 1 | .212 | 2 | 5 | 0 | 1 | 0 |
| 40 BORBERG, Ryan | 3.68 | 3-1 | 4 | 4 | 0 | 0/0 | 0 | 22.0 | 22 | 9 | 9 | 3 | 21 | 1 | 0 | 2 | .262 | 2 | 7 | 1 | 0 | 3 |
| 6 ELLWANGER, James | 6.06 | 2-1 | 5 | 5 | 0 | 0/0 | 0 | 16.1 | 19 | 12 | 11 | 14 | 31 | 3 | 1 | 0 | .302 | 8 | 3 | 0 | 1 | 0 |
| ----- | | | | | | | | | | | | | | | | | | | | | | |
| 26 PETERS, Mason | 0.00 | 0-0 | 4 | 0 | 0 | 0/0 | 2 | 4.1 | 1 | 0 | 0 | 1 | 8 | 0 | 0 | 0 | .071 | 0 | 1 | 0 | 0 | 0 |
| 25 SCHOTT, Tyler | 0.00 | 0-0 | 5 | 0 | 0 | 0/0 | 0 | 3.1 | 1 | 0 | 0 | 1 | 4 | 0 | 0 | 0 | .091 | 0 | 0 | 0 | 1 | 0 |
| 45 BONN, Nick | 3.00 | 0-0 | 2 | 0 | 0 | 0/0 | 0 | 3.0 | 3 | 1 | 1 | 1 | 5 | 1 | 0 | 0 | .250 | 0 | 0 | 0 | 0 | 0 |
| 50 JENKINS, Jerrod | 6.00 | 1-0 | 4 | 0 | 0 | 0/0 | 0 | 12.0 | 13 | 8 | 8 | 8 | 6 | 1 | 0 | 0 | .295 | 1 | 2 | 0 | 0 | 0 |
| 47 TODD, Zach | 6.75 | 1-0 | 4 | 0 | 0 | 0/0 | 0 | 5.1 | 7 | 5 | 4 | 7 | 9 | 1 | 0 | 1 | .292 | 1 | 1 | 0 | 0 | 0 |
| 3 SWINNEY, Mason | 7.71 | 0-0 | 3 | 0 | 0 | 0/0 | 0 | 2.1 | 2 | 2 | 2 | 1 | 4 | 1 | 0 | 0 | .222 | 0 | 3 | 0 | 0 | 0 |
| 30 BRANSON, Ashton | 7.94 | 0-0 | 5 | 0 | 0 | 0/0 | 0 | 5.2 | 6 | 5 | 5 | 4 | 7 | 1 | 0 | 2 | .286 | 1 | 3 | 1 | 0 | 1 |
| 33 WATT, Liam | 9.82 | 0-0 | 4 | 0 | 0 | 0/0 | 0 | 7.1 | 14 | 8 | 8 | 2 | 6 | 1 | 0 | 1 | .412 | 3 | 0 | 0 | 0 | 0 |
| 42 KROLL, Athan | 9.82 | 0-0 | 5 | 0 | 0 | 0/0 | 0 | 3.2 | 6 | 4 | 4 | 2 | 2 | 2 | 0 | 0 | .333 | 2 | 1 | 0 | 0 | 0 |
| 37 DUNCAN, Avery | 11.57 | 0-0 | 3 | 0 | 0 | 0/0 | 0 | 4.2 | 6 | 7 | 6 | 7 | 4 | 3 | 0 | 0 | .300 | 1 | 0 | 0 | 0 | 0 |
| 54 SCHWEDE, Rian | 16.20 | 0-1 | 2 | 1 | 0 | 0/0 | 0 | 3.1 | 11 | 7 | 6 | 0 | 3 | 2 | 1 | 0 | .524 | 0 | 0 | 0 | 0 | 1 |
| Totals | 5.21 | 11-4 | 15 | 15 | 1 | 1/0 | 2 | 121.0 | 132 | 77 | 70 | 62 | 151 | 19 | 3 | 7 | .278 | 21 | 26 | 2 | 3 | 5 |
| Opponents | 10.92 | 4-11 | 15 | 15 | 0 | 1/1 | 2 | 117.0 | 167 | 158 | 142 | 86 | 92 | 37 | 4 | 30 | .341 | 14 | 27 | 0 | 12 | 4 |

CONFERENCE DEFENSIVE OVERALL

2025 DBU Baseball Conference statistics for DBU (as of Apr 19, 2025) (C-USA games only Sorted by Fielding pct)

| Player | c | po | a | e | fld% | dp | sba | csb | sba% | pb | ci |
|----------------------|-----|-----|-----|----|-------|----|-----|-----|-------|----|----|
| 19 KRAUSS, Chayton | 114 | 108 | 6 | 0 | 1.000 | 9 | 0 | 0 | --- | 0 | 0 |
| 1 GRADY, Keaton | 49 | 22 | 27 | 0 | 1.000 | 4 | 0 | 0 | --- | 0 | 0 |
| 9 BERGHULT, Adam | 35 | 32 | 3 | 0 | 1.000 | 0 | 2 | 0 | 1.000 | 0 | 0 |
| 12 HEEFNER, Luke | 25 | 9 | 16 | 0 | 1.000 | 4 | 0 | 0 | --- | 0 | 0 |
| 3 SWINNEY, Mason | 10 | 2 | 8 | 0 | 1.000 | 2 | 0 | 0 | --- | 0 | 0 |
| 40 BORBERG, Ryan | 7 | 1 | 6 | 0 | 1.000 | 0 | 1 | 1 | .500 | 0 | 0 |
| 13 UNDERHILL, Landon | 7 | 7 | 0 | 0 | 1.000 | 0 | 0 | 0 | --- | 0 | 0 |
| 2 SCHLAEGEL, Dylan | 7 | 7 | 0 | 0 | 1.000 | 0 | 0 | 0 | --- | 0 | 0 |
| 11 NERAT, Joey | 7 | 7 | 0 | 0 | 1.000 | 0 | 0 | 0 | --- | 0 | 0 |
| 29 TRYON, Ben | 3 | 3 | 0 | 0 | 1.000 | 0 | 0 | 0 | --- | 0 | 0 |
| 30 BRANSON, Ashton | 2 | 1 | 1 | 0 | 1.000 | 0 | 0 | 0 | --- | 0 | 0 |
| 42 KROLL, Athan | 1 | 0 | 1 | 0 | 1.000 | 0 | 0 | 0 | --- | 0 | 0 |
| 50 JENKINS, Jerrod | 1 | 0 | 1 | 0 | 1.000 | 0 | 1 | 1 | .500 | 0 | 0 |
| 37 DUNCAN, Avery | 1 | 0 | 1 | 0 | 1.000 | 0 | 2 | 0 | 1.000 | 0 | 0 |
| 33 WATT, Liam | 1 | 0 | 1 | 0 | 1.000 | 0 | 1 | 2 | .333 | 0 | 0 |
| 7 JAY, Grant | 134 | 120 | 12 | 2 | .985 | 0 | 14 | 5 | .737 | 1 | 0 |
| 4 GREBECK, Cody | 35 | 14 | 20 | 1 | .971 | 3 | 0 | 0 | --- | 0 | 0 |
| 5 DATTALO, Michael | 31 | 6 | 24 | 1 | .968 | 1 | 0 | 0 | --- | 0 | 0 |
| 8 HUMPHREYS, Nathan | 16 | 15 | 0 | 1 | .938 | 0 | 0 | 0 | --- | 0 | 0 |
| 27 BUCKNAM, Micah | 6 | 1 | 4 | 1 | .833 | 0 | 4 | 0 | 1.000 | 0 | 0 |
| 24 POOLE, Tom | 9 | 7 | 0 | 2 | .778 | 0 | 0 | 0 | --- | 0 | 0 |
| 25 SCHOTT, Tyler | 3 | 1 | 1 | 1 | .667 | 0 | 1 | 0 | 1.000 | 0 | 0 |
| 6 ELLWANGER, James | 2 | 0 | 1 | 1 | .500 | 0 | 5 | 1 | .833 | 0 | 0 |
| 47 TODD, Zach | 1 | 0 | 0 | 1 | .000 | 0 | 1 | 0 | 1.000 | 0 | 0 |
| 54 SCHWEDE, Rian | 0 | 0 | 0 | 0 | .000 | 0 | 0 | 0 | --- | 0 | 0 |
| 45 BONN, Nick | 0 | 0 | 0 | 0 | .000 | 0 | 0 | 0 | --- | 0 | 0 |
| 18 BENNETT, Jake | 0 | 0 | 0 | 0 | .000 | 0 | 0 | 0 | --- | 0 | 0 |
| 26 PETERS, Mason | 0 | 0 | 0 | 0 | .000 | 0 | 0 | 0 | --- | 0 | 0 |
| Totals | 507 | 363 | 133 | 11 | .978 | 9 | 16 | 5 | .762 | 1 | 0 |
| Opponents | 496 | 351 | 126 | 19 | .962 | 14 | 25 | 3 | .893 | 3 | 0 |

Hitting minimums - 3.0 TPA/Game

Pitching minimums - 1.0 IP/Game

OFFENSIVE LEADERS

2025 DBU Baseball Batting Leaders for DBU (as of Apr 19, 2025) (All games)

Hitting minimums - 3.0 TPA/Game
Pitching minimums - 1.0 IP/Game

| | | | | | |
|------------------------|------|-------------------------|------|--------------------------------|-------|
| Batting avg | | Slugging pct | | On base pct | |
| 1. 7 JAY, Grant | .366 | 1. 7 JAY, Grant | .817 | 1. 24 POOLE, Tom | .514 |
| 2. 8 HUMPHREYS, Nathan | .364 | 2. 8 HUMPHREYS, Nathan | .722 | 2. 7 JAY, Grant | .495 |
| 3. 24 POOLE, Tom | .362 | 3. 24 POOLE, Tom | .667 | 3. 8 HUMPHREYS, Nathan | .457 |
| 4. 19 KRAUSS, Chayton | .359 | 4. 19 KRAUSS, Chayton | .641 | 4. 5 DATTALO, Michael | .418 |
| 5. 5 DATTALO, Michael | .291 | 5. 5 DATTALO, Michael | .426 | 5. 19 KRAUSS, Chayton | .405 |
| Runs scored | | Hits | | Runs batted in | |
| 1. 7 JAY, Grant | 57 | 1. 19 KRAUSS, Chayton | 55 | 1. 19 KRAUSS, Chayton | 52 |
| 2. 8 HUMPHREYS, Nathan | 53 | 8 HUMPHREYS, Nathan | 55 | 2. 8 HUMPHREYS, Nathan | 49 |
| 3. 24 POOLE, Tom | 43 | 3. 7 JAY, Grant | 52 | 3. 7 JAY, Grant | 47 |
| 4. 19 KRAUSS, Chayton | 36 | 4. 5 DATTALO, Michael | 43 | 4. 18 BENNETT, Jake | 29 |
| 5. 1 GRADY, Keaton | 31 | 5. 1 GRADY, Keaton | 41 | 5. 5 DATTALO, Michael | 24 |
| Doubles | | Triples | | Home runs | |
| 1. 7 JAY, Grant | 14 | 1. 1 GRADY, Keaton | 2 | 1. 7 JAY, Grant | 16 |
| 2. 19 KRAUSS, Chayton | 13 | 8 HUMPHREYS, Nathan | 2 | 2. 8 HUMPHREYS, Nathan | 13 |
| 3. 1 GRADY, Keaton | 11 | 3. 7 JAY, Grant | 1 | 3. 18 BENNETT, Jake | 11 |
| 8 HUMPHREYS, Nathan | 11 | 5 DATTALO, Michael | 1 | 4. 19 KRAUSS, Chayton | 10 |
| 24 POOLE, Tom | 11 | | | 5. 24 POOLE, Tom | 7 |
| Total bases | | Walks | | Hit by pitch | |
| 1. 7 JAY, Grant | 116 | 1. 24 POOLE, Tom | 29 | 1. 7 JAY, Grant | 10 |
| 2. 8 HUMPHREYS, Nathan | 109 | 5 DATTALO, Michael | 29 | 2. 12 HEEFNER, Luke | 8 |
| 3. 19 KRAUSS, Chayton | 98 | 3. 7 JAY, Grant | 28 | 3. 4 GREBECK, Cody | 5 |
| 4. 24 POOLE, Tom | 70 | 4. 8 HUMPHREYS, Nathan | 25 | 18 BENNETT, Jake | 5 |
| 5. 5 DATTALO, Michael | 63 | 5. 11 NERAT, Joey | 17 | 5. 3 tied at..... | 4 |
| Sac bunts | | Sac flies | | Stolen bases | |
| 1. 4 GREBECK, Cody | 6 | 1. 19 KRAUSS, Chayton | 5 | 1. 11 NERAT, Joey | 12 |
| 2. 1 GRADY, Keaton | 1 | 2. 8 HUMPHREYS, Nathan | 4 | 2. 8 HUMPHREYS, Nathan | 10 |
| 12 HEEFNER, Luke | 1 | 3. 1 GRADY, Keaton | 2 | 3. 1 GRADY, Keaton | 9 |
| 8 HUMPHREYS, Nathan | 1 | 7 JAY, Grant | 2 | 4. 7 JAY, Grant | 8 |
| | | 5. 6 tied at..... | 1 | 24 POOLE, Tom | 8 |
| Caught stealing | | Steal attempts | | Stolen base pct | |
| 1. 8 HUMPHREYS, Nathan | 3 | 1. 8 HUMPHREYS, Nathan | 13 | 1. 7 JAY, Grant | 1.000 |
| 4 GREBECK, Cody | 3 | 11 NERAT, Joey | 13 | 24 POOLE, Tom | 1.000 |
| 3. 5 DATTALO, Michael | 2 | 3. 1 GRADY, Keaton | 10 | 3. 11 NERAT, Joey | .923 |
| 4. 5 tied at.... | 1 | 4. 24 POOLE, Tom | 8 | 4. 19 KRAUSS, Chayton | .833 |
| | | 7 JAY, Grant | 8 | 5. 8 HUMPHREYS, Nathan | .769 |
| Strikeouts | | Grounded into DP | | Total plate appearances | |
| 1. 7 JAY, Grant | 45 | 1. 8 HUMPHREYS, Nathan | 3 | 1. 8 HUMPHREYS, Nathan | 185 |
| 2. 19 KRAUSS, Chayton | 37 | 18 BENNETT, Jake | 3 | 2. 7 JAY, Grant | 182 |
| 3. 11 NERAT, Joey | 35 | 12 HEEFNER, Luke | 3 | 5 DATTALO, Michael | 182 |
| 4. 24 POOLE, Tom | 23 | 4. 4 tied at.... | 2 | 4. 19 KRAUSS, Chayton | 173 |
| 8 HUMPHREYS, Nathan | 23 | | | 5. 24 POOLE, Tom | 138 |
| At bats | | Games played | | Game starts | |
| 1. 19 KRAUSS, Chayton | 153 | 1. 8 HUMPHREYS, Nathan | 39 | 1. 8 HUMPHREYS, Nathan | 39 |
| 2. 8 HUMPHREYS, Nathan | 151 | 7 JAY, Grant | 39 | 5 DATTALO, Michael | 39 |
| 3. 5 DATTALO, Michael | 148 | 5 DATTALO, Michael | 39 | 7 JAY, Grant | 39 |
| 4. 7 JAY, Grant | 142 | 4. 19 KRAUSS, Chayton | 38 | 4. 19 KRAUSS, Chayton | 38 |
| 5. 11 NERAT, Joey | 114 | 5. 11 NERAT, Joey | 33 | 5. 2 tied at..... | 30 |
| Games as sub | | | | | |
| 1. 4 GREBECK, Cody | 14 | | | | |
| 2 SCHLAEGEL, Dylan | 14 | | | | |
| 3. 29 TRYON, Ben | 11 | | | | |
| 4. 9 BERGHULT, Adam | 8 | | | | |
| 5. 18 BENNETT, Jake | 7 | | | | |

PITCHING LEADERS

2025 DBU Baseball Pitching Leaders for DBU (as of Apr 19, 2025) (All games)

Hitting minimums - 3.0 TPA/Game
Pitching minimums - 1.0 IP/Game

| | | | | | |
|-------------------------------|------|----------------------------|------|-------------------------------|------|
| Earned run avg | | Opposing bat avg | | Won-loss pct | |
| 1. 27 BUCKNAM, Micah | 3.38 | 1. 27 BUCKNAM, Micah | .227 | 1. 27 BUCKNAM, Micah | .857 |
| 2. 40 BORBERG, Ryan | 4.47 | 2. 40 BORBERG, Ryan | .264 | 2. 40 BORBERG, Ryan | .500 |
| Wins | | Losses | | Saves | |
| 1. 27 BUCKNAM, Micah | 6 | 1. 40 BORBERG, Ryan | 4 | 1. 26 PETERS, Mason | 4 |
| 2. 50 JENKINS, Jerrod | 5 | 2. 45 BONN, Nick | 3 | 2. 45 BONN, Nick | 2 |
| 3. 54 SCHWEDE, Rian | 4 | 3. 4 tied at..... | 1 | 3. 30 BRANSON, Ashton | 1 |
| 4. 40 BORBERG, Ryan | 4 | | | | |
| 5. 3 tied at..... | 2 | | | | |
| Innings pitched | | Batters struck out | | Appearances | |
| 1. 27 BUCKNAM, Micah | 56.0 | 1. 27 BUCKNAM, Micah | 76 | 1. 26 PETERS, Mason | 14 |
| 2. 40 BORBERG, Ryan | 44.1 | 2. 6 ELLWANGER, James | 53 | 2. 30 BRANSON, Ashton | 13 |
| | | 3. 40 BORBERG, Ryan | 44 | 25 SCHOTT, Tyler | 13 |
| | | 4. 50 JENKINS, Jerrod | 34 | 4. 50 JENKINS, Jerrod | 12 |
| | | 5. 26 PETERS, Mason | 28 | 5. 33 WATT, Liam | 11 |
| Games started | | Games finished | | Games in relief | |
| 1. 27 BUCKNAM, Micah | 10 | 1. 26 PETERS, Mason | 7 | 1. 26 PETERS, Mason | 14 |
| 6 ELLWANGER, James | 10 | 30 BRANSON, Ashton | 7 | 2. 30 BRANSON, Ashton | 13 |
| 3. 40 BORBERG, Ryan | 9 | 3. 45 BONN, Nick | 6 | 25 SCHOTT, Tyler | 13 |
| 4. 54 SCHWEDE, Rian | 7 | 4. 42 KROLL, Athan | 4 | 4. 33 WATT, Liam | 11 |
| 5. 50 JENKINS, Jerrod | 3 | 5. 50 JENKINS, Jerrod | 3 | 5. 45 BONN, Nick | 10 |
| Wild pitches | | Balks | | Hit batters | |
| 1. 6 ELLWANGER, James | 9 | 1. 30 BRANSON, Ashton | 1 | 1. 27 BUCKNAM, Micah | 8 |
| 2. 40 BORBERG, Ryan | 6 | 40 BORBERG, Ryan | 1 | 40 BORBERG, Ryan | 8 |
| 3. 50 JENKINS, Jerrod | 5 | | | 3. 6 ELLWANGER, James | 5 |
| 4. 33 WATT, Liam | 4 | | | 30 BRANSON, Ashton | 5 |
| 47 TODD, Zach | 4 | | | 5. 4 tied at..... | 4 |
| Intentional BB allowed | | Runners picked off | | Batters SO out looking | |
| 1. 47 TODD, Zach | 2 | 1. 27 BUCKNAM, Micah | 2 | 1. 27 BUCKNAM, Micah | 17 |
| 2. 45 BONN, Nick | 1 | 2. 7 JAY, Grant | 1 | 2. 6 ELLWANGER, James | 15 |
| 26 PETERS, Mason | 1 | | | 3. 30 BRANSON, Ashton | 12 |
| | | | | 4. 3 tied at..... | 10 |
| Sac bunts allowed | | Sac flies allowed | | Hits allowed | |
| 1. 40 BORBERG, Ryan | 3 | 1. 27 BUCKNAM, Micah | 2 | 1. 40 BORBERG, Ryan | 46 |
| 2. 5 tied at.... | 2 | 54 SCHWEDE, Rian | 2 | 27 BUCKNAM, Micah | 46 |
| | | 3. 4 tied at..... | 1 | | |
| Runs allowed | | Earned runs allowed | | Walks allowed | |
| 1. 40 BORBERG, Ryan | 23 | 1. 27 BUCKNAM, Micah | 21 | 1. 40 BORBERG, Ryan | 10 |
| 2. 27 BUCKNAM, Micah | 26 | 2. 40 BORBERG, Ryan | 22 | 2. 27 BUCKNAM, Micah | 21 |
| Doubles allowed | | Triples allowed | | Home runs allowed | |
| 1. 40 BORBERG, Ryan | 7 | 1. 40 BORBERG, Ryan | 0 | 1. 40 BORBERG, Ryan | 4 |
| 2. 27 BUCKNAM, Micah | 8 | 2. 27 BUCKNAM, Micah | 1 | 27 BUCKNAM, Micah | 4 |

2025 DBU Baseball Fielding Leaders for DBU (as of Apr 19, 2025) (All games)

Pitching minimums - 1.0 IP/Game

| | | | | | | | | | | | | | | | | | | | | | | | | | | | | | | |
|--|-----------------------|-------|---|-----------------|-------------------|-------|----------------------|-------|---|-----------------|--|------------------|-----|-----------------------|-----|--|-----------------------|---|--------------------|--|-----------------------|-----|-----------------------|-----|---------------------|----|---------------------|----|------------------------|----|
| <p>Fielding pct</p> <table border="0"> <tr><td>1. 9 BERGHULT, Adam</td><td>1.000</td></tr> <tr><td>11 NERAT, Joey</td><td>1.000</td></tr> <tr><td>3 SWINNEY, Mason</td><td>1.000</td></tr> <tr><td>13 UNDERHILL, Landon</td><td>1.000</td></tr> <tr><td>2 SCHLAEGEL, Dylan</td><td>1.000</td></tr> </table> | 1. 9 BERGHULT, Adam | 1.000 | 11 NERAT, Joey | 1.000 | 3 SWINNEY, Mason | 1.000 | 13 UNDERHILL, Landon | 1.000 | 2 SCHLAEGEL, Dylan | 1.000 | <p>Chances</p> <table border="0"> <tr><td>1. 7 JAY, Grant</td><td>339</td></tr> <tr><td>2. 19 KRAUSS, Chayton</td><td>269</td></tr> <tr><td>3. 24 POOLE, Tom</td><td>89</td></tr> <tr><td>4. 3 tied at.....</td><td>88</td></tr> </table> | 1. 7 JAY, Grant | 339 | 2. 19 KRAUSS, Chayton | 269 | 3. 24 POOLE, Tom | 89 | 4. 3 tied at..... | 88 | <p>Putouts</p> <table border="0"> <tr><td>1. 7 JAY, Grant</td><td>303</td></tr> <tr><td>2. 19 KRAUSS, Chayton</td><td>241</td></tr> <tr><td>3. 24 POOLE, Tom</td><td>85</td></tr> <tr><td>4. 9 BERGHULT, Adam</td><td>76</td></tr> <tr><td>5. 8 HUMPHREYS, Nathan</td><td>63</td></tr> </table> | 1. 7 JAY, Grant | 303 | 2. 19 KRAUSS, Chayton | 241 | 3. 24 POOLE, Tom | 85 | 4. 9 BERGHULT, Adam | 76 | 5. 8 HUMPHREYS, Nathan | 63 |
| 1. 9 BERGHULT, Adam | 1.000 | | | | | | | | | | | | | | | | | | | | | | | | | | | | | |
| 11 NERAT, Joey | 1.000 | | | | | | | | | | | | | | | | | | | | | | | | | | | | | |
| 3 SWINNEY, Mason | 1.000 | | | | | | | | | | | | | | | | | | | | | | | | | | | | | |
| 13 UNDERHILL, Landon | 1.000 | | | | | | | | | | | | | | | | | | | | | | | | | | | | | |
| 2 SCHLAEGEL, Dylan | 1.000 | | | | | | | | | | | | | | | | | | | | | | | | | | | | | |
| 1. 7 JAY, Grant | 339 | | | | | | | | | | | | | | | | | | | | | | | | | | | | | |
| 2. 19 KRAUSS, Chayton | 269 | | | | | | | | | | | | | | | | | | | | | | | | | | | | | |
| 3. 24 POOLE, Tom | 89 | | | | | | | | | | | | | | | | | | | | | | | | | | | | | |
| 4. 3 tied at..... | 88 | | | | | | | | | | | | | | | | | | | | | | | | | | | | | |
| 1. 7 JAY, Grant | 303 | | | | | | | | | | | | | | | | | | | | | | | | | | | | | |
| 2. 19 KRAUSS, Chayton | 241 | | | | | | | | | | | | | | | | | | | | | | | | | | | | | |
| 3. 24 POOLE, Tom | 85 | | | | | | | | | | | | | | | | | | | | | | | | | | | | | |
| 4. 9 BERGHULT, Adam | 76 | | | | | | | | | | | | | | | | | | | | | | | | | | | | | |
| 5. 8 HUMPHREYS, Nathan | 63 | | | | | | | | | | | | | | | | | | | | | | | | | | | | | |
| <p>Assists</p> <table border="0"> <tr><td>1. 5 DATTALO, Michael</td><td>60</td></tr> <tr><td>2. 4 GREBECK, Cody</td><td>55</td></tr> <tr><td>12 HEEFNER, Luke</td><td>55</td></tr> <tr><td>4. 1 GRADY, Keaton</td><td>54</td></tr> <tr><td>5. 7 JAY, Grant</td><td>29</td></tr> </table> | 1. 5 DATTALO, Michael | 60 | 2. 4 GREBECK, Cody | 55 | 12 HEEFNER, Luke | 55 | 4. 1 GRADY, Keaton | 54 | 5. 7 JAY, Grant | 29 | <p>Errors</p> <table border="0"> <tr><td>1. 7 JAY, Grant</td><td>7</td></tr> <tr><td>2. 5 tied at.....</td><td>2</td></tr> </table> | 1. 7 JAY, Grant | 7 | 2. 5 tied at..... | 2 | <p>Fielding double plays</p> <table border="0"> <tr><td>1. 19 KRAUSS, Chayton</td><td>25</td></tr> <tr><td>2. 4 GREBECK, Cody</td><td>11</td></tr> <tr><td>3. 12 HEEFNER, Luke</td><td>10</td></tr> <tr><td>1 GRADY, Keaton</td><td>10</td></tr> <tr><td>5. 3 SWINNEY, Mason</td><td>7</td></tr> </table> | 1. 19 KRAUSS, Chayton | 25 | 2. 4 GREBECK, Cody | 11 | 3. 12 HEEFNER, Luke | 10 | 1 GRADY, Keaton | 10 | 5. 3 SWINNEY, Mason | 7 | | | | |
| 1. 5 DATTALO, Michael | 60 | | | | | | | | | | | | | | | | | | | | | | | | | | | | | |
| 2. 4 GREBECK, Cody | 55 | | | | | | | | | | | | | | | | | | | | | | | | | | | | | |
| 12 HEEFNER, Luke | 55 | | | | | | | | | | | | | | | | | | | | | | | | | | | | | |
| 4. 1 GRADY, Keaton | 54 | | | | | | | | | | | | | | | | | | | | | | | | | | | | | |
| 5. 7 JAY, Grant | 29 | | | | | | | | | | | | | | | | | | | | | | | | | | | | | |
| 1. 7 JAY, Grant | 7 | | | | | | | | | | | | | | | | | | | | | | | | | | | | | |
| 2. 5 tied at..... | 2 | | | | | | | | | | | | | | | | | | | | | | | | | | | | | |
| 1. 19 KRAUSS, Chayton | 25 | | | | | | | | | | | | | | | | | | | | | | | | | | | | | |
| 2. 4 GREBECK, Cody | 11 | | | | | | | | | | | | | | | | | | | | | | | | | | | | | |
| 3. 12 HEEFNER, Luke | 10 | | | | | | | | | | | | | | | | | | | | | | | | | | | | | |
| 1 GRADY, Keaton | 10 | | | | | | | | | | | | | | | | | | | | | | | | | | | | | |
| 5. 3 SWINNEY, Mason | 7 | | | | | | | | | | | | | | | | | | | | | | | | | | | | | |
| <p>Stolen bases against</p> <table border="0"> <tr><td>1. 7 JAY, Grant</td><td>31</td></tr> <tr><td>2. 6 ELLWANGER, James</td><td>8</td></tr> <tr><td>27 BUCKNAM, Micah</td><td>8</td></tr> <tr><td>4. 3 tied at.....</td><td>3</td></tr> </table> | 1. 7 JAY, Grant | 31 | 2. 6 ELLWANGER, James | 8 | 27 BUCKNAM, Micah | 8 | 4. 3 tied at..... | 3 | <p>Caught stealing by</p> <table border="0"> <tr><td>1. 7 JAY, Grant</td><td>8</td></tr> <tr><td>2. 33 WATT, Liam</td><td>3</td></tr> <tr><td>3. 6 ELLWANGER, James</td><td>2</td></tr> <tr><td>4. 3 tied at.....</td><td>1</td></tr> </table> | 1. 7 JAY, Grant | 8 | 2. 33 WATT, Liam | 3 | 3. 6 ELLWANGER, James | 2 | 4. 3 tied at..... | 1 | <p>Steal attempts against</p> <table border="0"> <tr><td>1. 7 JAY, Grant</td><td>39</td></tr> <tr><td>2. 6 ELLWANGER, James</td><td>10</td></tr> <tr><td>3. 27 BUCKNAM, Micah</td><td>8</td></tr> <tr><td>4. 33 WATT, Liam</td><td>4</td></tr> <tr><td>40 BORBERG, Ryan</td><td>4</td></tr> </table> | 1. 7 JAY, Grant | 39 | 2. 6 ELLWANGER, James | 10 | 3. 27 BUCKNAM, Micah | 8 | 4. 33 WATT, Liam | 4 | 40 BORBERG, Ryan | 4 | | |
| 1. 7 JAY, Grant | 31 | | | | | | | | | | | | | | | | | | | | | | | | | | | | | |
| 2. 6 ELLWANGER, James | 8 | | | | | | | | | | | | | | | | | | | | | | | | | | | | | |
| 27 BUCKNAM, Micah | 8 | | | | | | | | | | | | | | | | | | | | | | | | | | | | | |
| 4. 3 tied at..... | 3 | | | | | | | | | | | | | | | | | | | | | | | | | | | | | |
| 1. 7 JAY, Grant | 8 | | | | | | | | | | | | | | | | | | | | | | | | | | | | | |
| 2. 33 WATT, Liam | 3 | | | | | | | | | | | | | | | | | | | | | | | | | | | | | |
| 3. 6 ELLWANGER, James | 2 | | | | | | | | | | | | | | | | | | | | | | | | | | | | | |
| 4. 3 tied at..... | 1 | | | | | | | | | | | | | | | | | | | | | | | | | | | | | |
| 1. 7 JAY, Grant | 39 | | | | | | | | | | | | | | | | | | | | | | | | | | | | | |
| 2. 6 ELLWANGER, James | 10 | | | | | | | | | | | | | | | | | | | | | | | | | | | | | |
| 3. 27 BUCKNAM, Micah | 8 | | | | | | | | | | | | | | | | | | | | | | | | | | | | | |
| 4. 33 WATT, Liam | 4 | | | | | | | | | | | | | | | | | | | | | | | | | | | | | |
| 40 BORBERG, Ryan | 4 | | | | | | | | | | | | | | | | | | | | | | | | | | | | | |
| <p>Passed balls</p> <table border="0"> <tr><td>1. 7 JAY, Grant</td><td>7</td></tr> </table> | 1. 7 JAY, Grant | 7 | <p>Catchers interference</p> <table border="0"> <tr><td>1. 7 JAY, Grant</td><td>1</td></tr> </table> | 1. 7 JAY, Grant | 1 | | | | | | | | | | | | | | | | | | | | | | | | | |
| 1. 7 JAY, Grant | 7 | | | | | | | | | | | | | | | | | | | | | | | | | | | | | |
| 1. 7 JAY, Grant | 1 | | | | | | | | | | | | | | | | | | | | | | | | | | | | | |

GAMES SUMMARY

2025 DBU Baseball Games Summary for DBU (as of Apr 19, 2025) (All games)

| Score by innings | 1 | 2 | 3 | 4 | 5 | 6 | 7 | 8 | 9 | EX | Total |
|------------------|----|----|----|----|----|----|----|----|----|----|-------|
| DBU | 57 | 45 | 58 | 70 | 29 | 33 | 32 | 19 | 15 | 4 | 362 |
| Opponents | 28 | 17 | 16 | 12 | 29 | 28 | 24 | 17 | 21 | 2 | 194 |

Record when ...

| | | | |
|----------------------|-------|----------------------|------|
| Overall | 28-11 | After 6 leading | 25-1 |
| Conference | 11-4 | trailing | 3-8 |
| Non-Conference | 17-7 | tied | 0-2 |
| Home games | 17-5 | After 7 leading | 15-1 |
| Away games | 11-4 | trailing | 2-9 |
| Neutral site | 0-2 | tied | 0-0 |
| Day games | 17-6 | After 8 leading | 13-1 |
| Night games | 11-5 | trailing | 2-8 |
| vs Left starter | 8-2 | tied | 1-1 |
| vs Right starter | 20-9 | | |
| 1-Run games | 3-4 | Hit 0 home runs | 7-4 |
| 2-Run games | 0-0 | ... 1 home run | 5-3 |
| 5+Run games | 20-4 | ... 2+ home runs | 16-4 |
| Extra innings | 2-0 | | |
| Shutouts | 2-1 | Opponent 0 home runs | 17-5 |
| | | 1 home run | 9-3 |
| Scoring 0-2 runs | 0-2 | 2+ HRs | 2-3 |
| 3-5 runs | 2-6 | | |
| 6-9 runs | 8-2 | Made 0 errors | 18-4 |
| 10+ runs | 18-1 | ... 1 error | 7-3 |
| | | ... 2+ errors | 3-4 |
| Opponent 0-2 runs | 13-0 | | |
| 3-5 runs | 9-2 | Opp. made 0 errors | 11-7 |
| 6-9 runs | 5-5 | 1 error | 4-2 |
| 10+ runs | 1-4 | 2+ errors | 13-2 |
| Scored in 1st inning | 15-3 | Out-hit opponent | 23-2 |
| Opp. scored in 1st | 10-5 | Out-hit by opponent | 3-9 |
| Scores first | 17-5 | Hits are tied | 2-0 |
| Opp. scores first | 11-6 | | |

Record when team scores:

| | | | | | | | | | | | |
|------|-----|-----|-----|-----|-----|-----|-----|-----|-----|-----|------|
| Runs | 0 | 1 | 2 | 3 | 4 | 5 | 6 | 7 | 8 | 9 | 10+ |
| W-L | 0-1 | 0-1 | 0-0 | 0-3 | 0-0 | 2-3 | 3-2 | 1-0 | 3-0 | 1-0 | 18-1 |

Record when opponent scores:

| | | | | | | | | | | | |
|------|-----|-----|-----|-----|-----|-----|-----|-----|-----|-----|-----|
| Runs | 0 | 1 | 2 | 3 | 4 | 5 | 6 | 7 | 8 | 9 | 10+ |
| W-L | 2-0 | 7-0 | 4-0 | 1-0 | 6-2 | 2-0 | 2-1 | 3-3 | 0-1 | 0-0 | 1-4 |

Record when leading after:

| | | | | | | | | |
|------|------|------|------|------|------|------|------|------|
| Inn. | 1 | 2 | 3 | 4 | 5 | 6 | 7 | 8 |
| W-L | 14-1 | 19-4 | 23-3 | 25-3 | 25-2 | 25-1 | 15-1 | 13-1 |

Record when trailing after:

| | | | | | | | | |
|------|-----|-----|-----|-----|-----|-----|-----|-----|
| Inn. | 1 | 2 | 3 | 4 | 5 | 6 | 7 | 8 |
| W-L | 6-4 | 4-7 | 5-6 | 3-6 | 3-8 | 3-8 | 2-9 | 2-8 |

Record when tied after:

| | | | | | | | | |
|------|-----|-----|-----|-----|-----|-----|-----|-----|
| Inn. | 1 | 2 | 3 | 4 | 5 | 6 | 7 | 8 |
| W-L | 8-6 | 5-0 | 0-2 | 0-2 | 0-1 | 0-2 | 0-0 | 1-1 |

Current winning streak: 9

Longest winning streak: 9

Longest losing streak: 2

Home attendance : 20453 (22 dates avg = 929)

Away attendance : 32197 (17 dates avg = 1893)

Total attendance: 52650 (39 dates avg = 1350)

MISC OFFENSIVE STATS

2025 DBU Baseball Miscellaneous Stats for DBU (as of Apr 19, 2025) (All games)

| Multiple Hit Games | 2 | 3 | 4 | 5+ | Total | Multiple RBI Games | 2 | 3 | 4 | 5+ | Total |
|---------------------------|----------|----------|----------|-----------|--------------|---------------------------|----------|----------|----------|-----------|--------------|
| 8 HUMPHREYS, Natha | 11 | 5 | - | - | 16 | 19 KRAUSS, Chayton | 9 | 2 | - | 3 | 14 |
| 7 JAY, Grant | 11 | 3 | 1 | - | 15 | 8 HUMPHREYS, Natha | 6 | 5 | 1 | 1 | 13 |
| 5 DATTALO, Michael | 14 | - | - | - | 14 | 7 JAY, Grant | 6 | 2 | - | 3 | 11 |
| 19 KRAUSS, Chayton | 5 | 8 | - | - | 13 | 5 DATTALO, Michael | 7 | - | 1 | - | 8 |
| 24 POOLE, Tom | 8 | 4 | - | - | 12 | 18 BENNETT, Jake | 3 | 2 | 1 | 1 | 7 |
| 1 GRADY, Keaton | 3 | 4 | 2 | 1 | 10 | 24 POOLE, Tom | 3 | 1 | 1 | - | 5 |
| 11 NERAT, Joey | 5 | 3 | 1 | - | 9 | 1 GRADY, Keaton | 3 | 2 | - | - | 5 |
| 18 BENNETT, Jake | 4 | - | - | - | 4 | 11 NERAT, Joey | 2 | 1 | 1 | - | 4 |
| 12 HEEFNER, Luke | 3 | 1 | - | - | 4 | 12 HEEFNER, Luke | - | 4 | - | - | 4 |
| 13 UNDERHILL, Lando | 3 | - | - | - | 3 | 9 BERGHULT, Adam | 2 | - | - | 1 | 3 |
| 4 GREBECK, Cody | 2 | 1 | - | - | 3 | 13 UNDERHILL, Lando | - | 1 | 2 | - | 3 |
| 29 TRYON, Ben | - | 1 | 1 | - | 2 | 4 GREBECK, Cody | 1 | - | 1 | - | 2 |
| 9 BERGHULT, Adam | 1 | - | - | - | 1 | 2 SCHLAEGEL, Dylan | - | 1 | - | - | 1 |
| 2 SCHLAEGEL, Dylan | 1 | - | - | - | 1 | 29 TRYON, Ben | - | - | 1 | - | 1 |
| TEAM | 71 | 30 | 5 | 1 | 107 | TEAM | 42 | 21 | 9 | 9 | 81 |

| Hitting Streaks | Longest | Current |
|------------------------|----------------|----------------|
| 19 KRAUSS, Chayton | 15 | 14 |
| 5 DATTALO, Michael | 13 | - |
| 7 JAY, Grant | 10 | 10 |
| 8 HUMPHREYS, Natha | 9 | 9 |
| 24 POOLE, Tom | 7 | - |
| 9 BERGHULT, Adam | 5 | 1 |
| 11 NERAT, Joey | 5 | - |
| 12 HEEFNER, Luke | 5 | 4 |
| 18 BENNETT, Jake | 5 | 5 |
| 1 GRADY, Keaton | 5 | 4 |
| 29 TRYON, Ben | 4 | 4 |
| 13 UNDERHILL, Lando | 4 | 4 |
| 2 SCHLAEGEL, Dylan | 3 | - |
| 4 GREBECK, Cody | 2 | - |
| 3 SWINNEY, Mason | 1 | 1 |

| Reached Base Streaks | Longest | Current |
|-----------------------------|----------------|----------------|
| 7 JAY, Grant | 39 | 39 |
| 5 DATTALO, Michael | 19 | 8 |
| 24 POOLE, Tom | 16 | - |
| 8 HUMPHREYS, Natha | 15 | 9 |
| 19 KRAUSS, Chayton | 15 | 14 |
| 13 UNDERHILL, Lando | 10 | 5 |
| 4 GREBECK, Cody | 9 | - |
| 18 BENNETT, Jake | 8 | 5 |
| 1 GRADY, Keaton | 8 | 4 |
| 2 SCHLAEGEL, Dylan | 6 | - |
| 12 HEEFNER, Luke | 6 | 6 |
| 11 NERAT, Joey | 6 | - |
| 9 BERGHULT, Adam | 5 | 1 |
| 29 TRYON, Ben | 5 | 5 |
| 3 SWINNEY, Mason | 3 | 3 |

LINEUP SUMMARY

2025 DBU Baseball Miscellaneous Stats for DBU (as of Apr 19, 2025) (All games)

Starting Lineup By Position (Team W-L record when starter)

| | | |
|--------------------|----|---------|
| PITCHER: | | |
| 27 BUCKNAM, Micah | 10 | (7-3) |
| 6 ELLWANGER, Jame | 10 | (8-2) |
| 40 BORBERG, Ryan | 9 | (5-4) |
| 54 SCHWEDE, Rian | 7 | (6-1) |
| 50 JENKINS, Jerrod | 3 | (2-1) |
| CATCHER: | | |
| 7 JAY, Grant | 34 | (23-11) |
| 9 BERGHULT, Adam | 5 | (5-0) |
| FIRST BASE: | | |
| 19 KRAUSS, Chayton | 29 | (20-9) |
| 24 POOLE, Tom | 9 | (7-2) |
| 9 BERGHULT, Adam | 1 | (1-0) |
| SECOND BASE: | | |
| 1 GRADY, Keaton | 21 | (16-5) |
| 19 KRAUSS, Chayton | 9 | (7-2) |
| 3 SWINNEY, Mason | 7 | (5-2) |
| 4 GREBECK, Cody | 2 | (0-2) |
| THIRD BASE: | | |
| 5 DATTALO, Michael | 36 | (26-10) |
| 4 GREBECK, Cody | 3 | (2-1) |
| SHORTSTOP: | | |
| 12 HEEFNER, Luke | 27 | (20-7) |
| 4 GREBECK, Cody | 12 | (8-4) |
| LEFT FIELD: | | |
| 24 POOLE, Tom | 18 | (12-6) |
| 13 UNDERHILL, Land | 7 | (5-2) |
| 29 TRYON, Ben | 7 | (7-0) |
| 2 SCHLAEGEL, Dylan | 3 | (2-1) |
| 1 GRADY, Keaton | 3 | (1-2) |
| 7 JAY, Grant | 1 | (1-0) |
| CENTER FIELD: | | |
| 8 HUMPHREYS, Nath | 39 | (28-11) |
| RIGHT FIELD: | | |
| 11 NERAT, Joey | 30 | (21-9) |
| 13 UNDERHILL, Land | 5 | (3-2) |
| 2 SCHLAEGEL, Dylan | 2 | (2-0) |
| 24 POOLE, Tom | 1 | (1-0) |
| 1 GRADY, Keaton | 1 | (1-0) |
| DESIGNATED HITTER: | | |
| 18 BENNETT, Jake | 22 | (16-6) |
| 7 JAY, Grant | 4 | (4-0) |
| 9 BERGHULT, Adam | 4 | (3-1) |
| 5 DATTALO, Michael | 3 | (2-1) |
| 24 POOLE, Tom | 2 | (0-2) |
| 13 UNDERHILL, Land | 2 | (1-1) |
| 29 TRYON, Ben | 1 | (1-0) |
| 2 SCHLAEGEL, Dylan | 1 | (1-0) |

Starting Lineup By Lineup Spot (Team W-L record when starter)

| | | |
|--------------------|----|--------|
| LEADOFF: | | |
| 8 HUMPHREYS, Nath | 19 | (14-5) |
| 5 DATTALO, Michael | 11 | (5-6) |
| 7 JAY, Grant | 5 | (5-0) |
| 1 GRADY, Keaton | 2 | (2-0) |
| 24 POOLE, Tom | 2 | (2-0) |
| 2ND SPOT: | | |
| 7 JAY, Grant | 13 | (11-2) |
| 5 DATTALO, Michael | 10 | (7-3) |
| 24 POOLE, Tom | 9 | (4-5) |
| 8 HUMPHREYS, Nath | 7 | (6-1) |
| 3RD SPOT: | | |
| 24 POOLE, Tom | 13 | (9-4) |
| 7 JAY, Grant | 11 | (5-6) |
| 19 KRAUSS, Chayton | 9 | (8-1) |
| 8 HUMPHREYS, Nath | 5 | (5-0) |
| 1 GRADY, Keaton | 1 | (1-0) |
| CLEANUP: | | |
| 7 JAY, Grant | 10 | (7-3) |
| 19 KRAUSS, Chayton | 10 | (9-1) |
| 8 HUMPHREYS, Nath | 7 | (2-5) |
| 24 POOLE, Tom | 6 | (5-1) |
| 18 BENNETT, Jake | 4 | (4-0) |
| 11 NERAT, Joey | 2 | (1-1) |
| 5TH SPOT: | | |
| 19 KRAUSS, Chayton | 18 | (9-9) |
| 5 DATTALO, Michael | 9 | (7-2) |
| 1 GRADY, Keaton | 5 | (5-0) |
| 29 TRYON, Ben | 3 | (3-0) |
| 11 NERAT, Joey | 2 | (2-0) |
| 8 HUMPHREYS, Nath | 1 | (1-0) |
| 18 BENNETT, Jake | 1 | (1-0) |
| 6TH SPOT: | | |
| 11 NERAT, Joey | 22 | (14-8) |
| 13 UNDERHILL, Land | 5 | (3-2) |
| 5 DATTALO, Michael | 4 | (4-0) |
| 1 GRADY, Keaton | 3 | (2-1) |
| 18 BENNETT, Jake | 3 | (3-0) |
| 29 TRYON, Ben | 1 | (1-0) |
| 19 KRAUSS, Chayton | 1 | (1-0) |
| 7TH SPOT: | | |
| 18 BENNETT, Jake | 12 | (6-6) |
| 9 BERGHULT, Adam | 6 | (5-1) |
| 13 UNDERHILL, Land | 6 | (5-1) |
| 1 GRADY, Keaton | 4 | (2-2) |
| 5 DATTALO, Michael | 3 | (3-0) |
| 29 TRYON, Ben | 3 | (3-0) |
| 12 HEEFNER, Luke | 2 | (1-1) |
| 11 NERAT, Joey | 2 | (2-0) |
| 2 SCHLAEGEL, Dylan | 1 | (1-0) |
| 8TH SPOT: | | |
| 12 HEEFNER, Luke | 8 | (6-2) |
| 3 SWINNEY, Mason | 6 | (4-2) |
| 1 GRADY, Keaton | 6 | (3-3) |
| 2 SCHLAEGEL, Dylan | 4 | (3-1) |
| 13 UNDERHILL, Land | 3 | (1-2) |
| 9 BERGHULT, Adam | 3 | (3-0) |
| 5 DATTALO, Michael | 2 | (2-0) |
| 4 GREBECK, Cody | 2 | (1-1) |
| 18 BENNETT, Jake | 2 | (2-0) |
| 11 NERAT, Joey | 2 | (2-0) |
| 29 TRYON, Ben | 1 | (1-0) |
| 9TH SPOT: | | |
| 12 HEEFNER, Luke | 17 | (13-4) |
| 4 GREBECK, Cody | 15 | (9-6) |

STARTERS SUMMARY

2025 DBU Baseball Miscellaneous Stats for DBU (as of Apr 19, 2025) (All games)

STARTERS SUMMARY

| Player | GS | Position | | | | | | | | | | | Batting Order | | | | | | | | | |
|-------------------|----|----------|----|----|----|----|----|----|----|----|----|----|---------------|-----|-----|-----|-----|-----|-----|-----|-----|----|
| | | p | c | 1b | 2b | 3b | ss | lf | cf | rf | of | dh | 1st | 2nd | 3rd | 4th | 5th | 6th | 7th | 8th | 9th | |
| 7 JAY, Grant | 39 | . | 34 | . | . | . | . | 1 | . | . | . | . | 4 | 5 | 13 | 11 | 10 | . | . | . | . | . |
| 8 HUMPHREYS, N | 39 | . | . | . | . | . | . | . | 39 | . | . | . | . | 19 | 7 | 5 | 7 | 1 | . | . | . | . |
| 5 DATTALO, Mich | 39 | . | . | . | . | 36 | . | . | . | . | . | . | 3 | 11 | 10 | . | . | 9 | 4 | 3 | 2 | . |
| 19 KRAUSS, Chay | 38 | . | . | 29 | 9 | . | . | . | . | . | . | . | . | . | . | 9 | 10 | 18 | 1 | . | . | . |
| 24 POOLE, Tom | 30 | . | . | 9 | . | . | . | 18 | . | 1 | . | 2 | 2 | 9 | 13 | 6 | . | . | . | . | . | . |
| 11 NERAT, Joey | 30 | . | . | . | . | . | . | . | . | 30 | . | . | . | . | . | . | 2 | 2 | 22 | 2 | 2 | . |
| 12 HEEFNER, Luke | 27 | . | . | . | . | . | 27 | . | . | . | . | . | . | . | . | . | . | . | . | 2 | 8 | 17 |
| 1 GRADY, Keaton | 25 | . | . | . | 21 | . | . | 3 | . | 1 | . | . | . | 2 | . | 1 | . | 5 | 3 | 4 | 6 | 4 |
| 18 BENNETT, Jake | 22 | . | . | . | . | . | . | . | . | . | . | . | 22 | . | . | . | 4 | 1 | 3 | 12 | 2 | . |
| 4 GREBECK, Cody | 17 | . | . | . | 2 | 3 | 12 | . | . | . | . | . | . | . | . | . | . | . | . | . | 2 | 15 |
| 13 UNDERHILL, La | 14 | . | . | . | . | . | . | 7 | . | 5 | . | 2 | . | . | . | . | . | 5 | 6 | 3 | . | . |
| 9 BERGHULT, Ada | 10 | . | 5 | 1 | . | . | . | . | . | . | . | . | 4 | . | . | . | . | . | . | 6 | 3 | 1 |
| 27 BUCKNAM, Mic | 10 | 10 | . | . | . | . | . | . | . | . | . | . | . | . | . | . | . | . | . | . | . | . |
| 6 ELLWANGER, Ja | 10 | 10 | . | . | . | . | . | . | . | . | . | . | . | . | . | . | . | . | . | . | . | . |
| 40 BORBERG, Rya | 9 | 9 | . | . | . | . | . | . | . | . | . | . | . | . | . | . | . | . | . | . | . | . |
| 29 TRYON, Ben | 8 | . | . | . | . | . | . | 7 | . | . | . | 1 | . | . | . | . | 3 | 1 | 3 | 1 | . | . |
| 3 SWINNEY, Mas | 7 | . | . | . | 7 | . | . | . | . | . | . | . | . | . | . | . | . | . | . | . | 6 | 1 |
| 54 SCHWEDE, Ria | 7 | 7 | . | . | . | . | . | . | . | . | . | . | . | . | . | . | . | . | . | . | . | . |
| 2 SCHLAEGEL, Dy | 6 | . | . | . | . | . | . | 3 | . | 2 | . | 1 | . | . | . | . | . | . | . | 1 | 4 | 1 |
| 50 JENKINS, Jerro | 3 | 3 | . | . | . | . | . | . | . | . | . | . | . | . | . | . | . | . | . | . | . | . |

GAME RESULTS

2025 DBU Baseball Game Results for DBU (as of Apr 19, 2025) (All games)

| Date | Opponent | Score | Inns | Overall | C-USA | Pitcher of record | Attend | Time |
|----------------|-----------------------|---------|------|---------|--------|----------------------|--------|------|
| Feb 14, 2025 | NDSU | w 11-6 | 9 | 1-0-0 | 0-0-0 | BONN, N. (W 1-0) | 973 | 3:04 |
| Feb 15, 2025 | NDSU | w 5-2 | 9 | 2-0-0 | 0-0-0 | PETTITTE, L. (W 1-0) | 998 | 2:34 |
| Feb 16, 2025 | NDSU | w 11-1 | 9 | 3-0-0 | 0-0-0 | SCHWEDE, R. (W 1-0) | 779 | 2:46 |
| Feb 18, 2025 | vs UTRGV | L 5-15 | 9 | 3-1-0 | 0-0-0 | PETERS, M. (L 0-1) | 374 | 3:05 |
| Feb 22, 2025 | SIUE-1 | w 14-2 | 7 | 4-1-0 | 0-0-0 | BUCKNAM, M. (W 1-0) | 697 | 2:10 |
| Feb 22, 2025 | SIUE-2 | w 11-1 | 7 | 5-1-0 | 0-0-0 | PETTITTE, L. (W 2-0) | 697 | 1:50 |
| Feb 23, 2025 | SIUE | w 10-2 | 9 | 6-1-0 | 0-0-0 | SCHWEDE, R. (W 2-0) | 679 | 2:52 |
| Feb 26, 2025 | vs #2 LSU | L 3-7 | 9 | 6-2-0 | 0-0-0 | BORBERG, R. (L 0-1) | 5794 | 3:14 |
| Feb 28, 2025 | at Oral Roberts | L 6-7 | 9 | 6-3-0 | 0-0-0 | BONN, N. (L 1-1) | 1039 | 2:56 |
| Mar 01, 2025 | at Oral Roberts | w 6-1 | 9 | 7-3-0 | 0-0-0 | JENKINS, J. (W 1-0) | 1674 | 2:51 |
| Mar 02, 2025 | at Oral Roberts | w 6-5 | 9 | 8-3-0 | 0-0-0 | SCHWEDE, R. (W 3-0) | 707 | 2:25 |
| Mar 04, 2025 | #10 OKLAHOMA | w 11-0 | 7 | 9-3-0 | 0-0-0 | BORBERG, R. (W 1-1) | 1178 | 2:05 |
| Mar 07, 2025 | at Louisiana | L 5-6 | 9 | 9-4-0 | 0-0-0 | BONN, N. (L 1-2) | 4513 | 2:54 |
| Mar 08, 2025 | at Louisiana | w 10-6 | 9 | 10-4-0 | 0-0-0 | JENKINS, J. (W 2-0) | 4110 | 3:08 |
| Mar 09, 2025 | at Louisiana | w 8-2 | 9 | 11-4-0 | 0-0-0 | SCHWEDE, R. (W 4-0) | 3218 | 2:40 |
| Mar 11, 2025 | OKLAHOMA STATE | w 8-7 | (11) | 12-4-0 | 0-0-0 | TODD, Z. (W 1-0) | 1323 | 3:38 |
| Mar 14, 2025 | UTSA | w 14-3 | 7 | 13-4-0 | 0-0-0 | BUCKNAM, M. (W 2-0) | 841 | 2:13 |
| Mar 15, 2025 | UTSA | L 11-15 | 9 | 13-5-0 | 0-0-0 | BONN, N. (L 1-3) | 923 | 3:09 |
| Mar 16, 2025 | UTSA | w 14-4 | 7 | 14-5-0 | 0-0-0 | JENKINS, J. (W 3-0) | 767 | 2:30 |
| Mar 18, 2025 | TCU | L 5-8 | 9 | 14-6-0 | 0-0-0 | BORBERG, R. (L 1-2) | 1766 | 3:05 |
| * Mar 21, 2025 | MTSU | w 10-0 | 7 | 15-6-0 | 1-0-0 | BUCKNAM, M. (W 3-0) | 846 | 2:17 |
| * Mar 22, 2025 | MTSU | w 25-7 | 7 | 16-6-0 | 2-0-0 | ELLWANGER, J (W 1-0) | 1110 | 2:48 |
| * Mar 23, 2025 | MTSU | L 6-12 | 9 | 16-7-0 | 2-1-0 | SCHWEDE, R. (L 4-1) | 895 | 2:56 |
| Mar 25, 2025 | at Abilene Christian | L 1-7 | 9 | 16-8-0 | 2-1-0 | BORBERG, R. (L 1-3) | 658 | 3:04 |
| * Mar 28, 2025 | at NM State | w 14-7 | 9 | 17-8-0 | 3-1-0 | BUCKNAM, M. (W 4-0) | 734 | 3:16 |
| * Mar 29, 2025 | at NM State | w 16-13 | 9 | 18-8-0 | 4-1-0 | TODD, Z. (W 2-0) | 487 | 3:55 |
| * Mar 30, 2025 | at NM State | L 3-4 | 9 | 18-9-0 | 4-2-0 | BORBERG, R. (L 1-4) | 431 | 2:40 |
| Apr 01, 2025 | UTA | w 14-4 | 7 | 19-9-0 | 4-2-0 | DUNCAN, A. (W 1-0) | 1109 | 2:24 |
| * Apr 04, 2025 | WKU | L 3-4 | 9 | 19-10-0 | 4-3-0 | BUCKNAM, M. (L 4-1) | 681 | 2:50 |
| * Apr 05, 2025 | WKU | L 0-11 | 7 | 19-11-0 | 4-4-0 | ELLWANGER, J (L 1-1) | 856 | 2:09 |
| * Apr 06, 2025 | WKU | w 5-1 | 9 | 20-11-0 | 5-4-0 | BORBERG, R. (W 2-4) | 863 | 2:29 |
| Apr 08, 2025 | at #19 Oklahoma | w 9-1 | 9 | 21-11-0 | 5-4-0 | JENKINS, J. (W 4-0) | 2107 | 2:53 |
| * Apr 11, 2025 | at Jacksonville State | w 8-1 | 9 | 22-11-0 | 6-4-0 | BUCKNAM, M. (W 5-1) | 511 | 3:08 |
| * Apr 12, 2025 | at Jacksonville State | w 7-4 | 9 | 23-11-0 | 7-4-0 | JENKINS, J. (W 5-0) | 1012 | 3:11 |
| * Apr 13, 2025 | at Jacksonville State | w 12-1 | 7 | 24-11-0 | 8-4-0 | BORBERG, R. (W 3-4) | 415 | 2:30 |
| Apr 15, 2025 | at #25 TCU | w 6-5 | (10) | 25-11-0 | 8-4-0 | PETERS, M. (W 1-1) | 4413 | 3:18 |
| * Apr 17, 2025 | SAM HOUSTON | w 17-4 | 7 | 26-11-0 | 9-4-0 | BUCKNAM, M. (W 6-1) | 767 | 2:23 |
| * Apr 18, 2025 | SAM HOUSTON | w 18-4 | 7 | 27-11-0 | 10-4-0 | ELLWANGER, J (W 2-1) | 847 | 2:24 |
| * Apr 19, 2025 | SAM HOUSTON | w 14-4 | 8 | 28-11-0 | 11-4-0 | BORBERG, R. (W 4-4) | 858 | 2:30 |

() extra inning game

TEAM GAME-BY-GAME BATTING

2025 DBU Baseball Team Game-by-Game for DBU (as of Apr 19, 2025) Batting (All games)

| Date | Opponent | ab | r | h | rbi | 2b | 3b | hr | tb | bb | ibb | sb | cs | hbp | sac | sf | gdp | k | po | a | e | lob | avg |
|---------|-----------------------|------|-----|-----|-----|----|----|----|-----|-----|-----|----|----|-----|-----|----|-----|-----|-----|-----|----|-----|------|
| Feb 14 | NDSU | 37 | 11 | 14 | 11 | 5 | 0 | 2 | 25 | 4 | 0 | 2 | 1 | 0 | 0 | 2 | 0 | 7 | 27 | 9 | 2 | 8 | .378 |
| Feb 15 | NDSU | 33 | 5 | 9 | 4 | 4 | 0 | 0 | 13 | 4 | 0 | 1 | 1 | 0 | 0 | 0 | 0 | 12 | 27 | 7 | 1 | 8 | .329 |
| Feb 16 | NDSU | 32 | 11 | 12 | 10 | 4 | 0 | 0 | 16 | 7 | 0 | 7 | 2 | 2 | 0 | 2 | 0 | 5 | 27 | 6 | 0 | 8 | .343 |
| Feb 18 | vs UTRGV | 33 | 5 | 8 | 5 | 4 | 0 | 0 | 12 | 8 | 0 | 0 | 2 | 0 | 0 | 0 | 0 | 12 | 27 | 9 | 2 | 9 | .319 |
| Feb 22 | SIUE | 30 | 14 | 12 | 13 | 1 | 0 | 1 | 16 | 6 | 0 | 1 | 0 | 3 | 0 | 1 | 0 | 3 | 21 | 4 | 0 | 8 | .333 |
| Feb 22 | SIUE | 26 | 11 | 9 | 9 | 1 | 0 | 3 | 19 | 5 | 0 | 0 | 0 | 1 | 1 | 0 | 0 | 6 | 21 | 6 | 0 | 4 | .335 |
| Feb 23 | SIUE | 34 | 10 | 11 | 10 | 4 | 0 | 1 | 18 | 10 | 0 | 1 | 0 | 0 | 0 | 0 | 1 | 5 | 27 | 8 | 0 | 10 | .333 |
| Feb 26 | vs LSU | 30 | 3 | 3 | 3 | 1 | 0 | 2 | 10 | 3 | 0 | 0 | 0 | 0 | 0 | 0 | 0 | 13 | 27 | 8 | 3 | 3 | .306 |
| Feb 28 | at Oral Roberts | 41 | 6 | 13 | 6 | 1 | 0 | 4 | 26 | 3 | 0 | 0 | 0 | 1 | 0 | 0 | 1 | 6 | 26 | 11 | 1 | 12 | .307 |
| Mar 01 | at Oral Roberts | 35 | 6 | 7 | 4 | 1 | 0 | 0 | 8 | 6 | 0 | 3 | 0 | 0 | 0 | 0 | 0 | 6 | 27 | 10 | 0 | 8 | .296 |
| Mar 02 | at Oral Roberts | 31 | 6 | 7 | 5 | 1 | 1 | 0 | 10 | 5 | 0 | 3 | 2 | 1 | 2 | 0 | 0 | 5 | 27 | 9 | 0 | 6 | .290 |
| Mar 04 | OKLAHOMA | 29 | 11 | 11 | 11 | 1 | 0 | 4 | 24 | 5 | 1 | 2 | 0 | 1 | 0 | 0 | 0 | 11 | 21 | 6 | 0 | 6 | .297 |
| Mar 07 | at Louisiana | 34 | 5 | 9 | 4 | 2 | 0 | 1 | 14 | 5 | 2 | 1 | 0 | 1 | 1 | 0 | 1 | 10 | 25 | 15 | 0 | 9 | .294 |
| Mar 08 | at Louisiana | 33 | 10 | 8 | 6 | 3 | 0 | 0 | 11 | 3 | 0 | 1 | 0 | 3 | 0 | 1 | 1 | 5 | 27 | 15 | 1 | 3 | .290 |
| Mar 09 | at Louisiana | 38 | 8 | 11 | 8 | 3 | 0 | 3 | 23 | 5 | 0 | 1 | 0 | 2 | 0 | 0 | 1 | 5 | 27 | 10 | 0 | 10 | .290 |
| Mar 11 | OKLAHOMA STATE | 41 | 8 | 9 | 8 | 1 | 0 | 3 | 19 | 2 | 0 | 3 | 0 | 0 | 0 | 1 | 0 | 13 | 33 | 11 | 0 | 4 | .285 |
| Mar 14 | UTSA | 29 | 14 | 14 | 13 | 1 | 0 | 5 | 30 | 8 | 0 | 2 | 1 | 0 | 0 | 0 | 2 | 2 | 21 | 6 | 1 | 5 | .295 |
| Mar 15 | UTSA | 35 | 11 | 9 | 10 | 1 | 1 | 4 | 24 | 5 | 0 | 0 | 0 | 2 | 0 | 0 | 1 | 10 | 27 | 13 | 1 | 4 | .293 |
| Mar 16 | UTSA | 30 | 14 | 11 | 13 | 2 | 0 | 2 | 19 | 6 | 0 | 5 | 0 | 2 | 0 | 0 | 0 | 6 | 21 | 7 | 0 | 6 | .296 |
| Mar 18 | TCU | 37 | 5 | 12 | 5 | 3 | 0 | 4 | 27 | 7 | 0 | 1 | 0 | 0 | 0 | 0 | 1 | 9 | 27 | 8 | 1 | 12 | .298 |
| *Mar 21 | MTSU | 30 | 10 | 12 | 9 | 2 | 0 | 0 | 14 | 7 | 0 | 4 | 0 | 3 | 0 | 2 | 0 | 8 | 21 | 4 | 0 | 12 | .302 |
| *Mar 22 | MTSU | 33 | 25 | 16 | 23 | 3 | 1 | 3 | 30 | 9 | 0 | 2 | 1 | 2 | 1 | 0 | 0 | 6 | 21 | 6 | 0 | 2 | .311 |
| *Mar 23 | MTSU | 36 | 6 | 11 | 5 | 2 | 0 | 1 | 16 | 3 | 0 | 2 | 0 | 1 | 0 | 1 | 2 | 4 | 27 | 13 | 3 | 8 | .310 |
| Mar 25 | at Abilene Christian | 30 | 1 | 4 | 1 | 0 | 0 | 0 | 4 | 8 | 0 | 1 | 0 | 1 | 0 | 0 | 0 | 7 | 24 | 10 | 2 | 11 | .304 |
| *Mar 28 | at NM State | 41 | 14 | 16 | 13 | 5 | 0 | 3 | 30 | 6 | 0 | 1 | 0 | 4 | 0 | 1 | 2 | 9 | 27 | 10 | 3 | 11 | .308 |
| *Mar 29 | at NM State | 34 | 16 | 13 | 13 | 3 | 0 | 2 | 22 | 12 | 1 | 3 | 2 | 2 | 0 | 1 | 3 | 7 | 27 | 8 | 1 | 6 | .311 |
| *Mar 30 | at NM State | 29 | 3 | 5 | 3 | 2 | 0 | 1 | 10 | 7 | 2 | 1 | 0 | 1 | 1 | 0 | 2 | 8 | 24 | 9 | 0 | 8 | .306 |
| Apr 01 | UTA | 34 | 14 | 15 | 14 | 4 | 0 | 5 | 34 | 7 | 0 | 5 | 0 | 1 | 0 | 0 | 0 | 9 | 21 | 8 | 1 | 8 | .311 |
| *Apr 04 | WKU | 32 | 3 | 6 | 3 | 2 | 0 | 0 | 8 | 6 | 0 | 3 | 0 | 2 | 0 | 0 | 0 | 8 | 27 | 11 | 0 | 10 | .307 |
| *Apr 05 | WKU | 27 | 0 | 7 | 0 | 1 | 0 | 0 | 8 | 0 | 0 | 0 | 0 | 0 | 0 | 0 | 1 | 2 | 21 | 13 | 0 | 6 | .306 |
| *Apr 06 | WKU | 30 | 5 | 7 | 4 | 2 | 0 | 1 | 12 | 4 | 0 | 1 | 0 | 1 | 0 | 1 | 0 | 4 | 27 | 11 | 0 | 7 | .304 |
| Apr 08 | at Oklahoma | 40 | 9 | 14 | 9 | 4 | 0 | 3 | 27 | 5 | 0 | 2 | 1 | 0 | 0 | 0 | 0 | 14 | 27 | 8 | 0 | 9 | .305 |
| *Apr 11 | at Jacksonville State | 35 | 8 | 7 | 8 | 2 | 1 | 1 | 14 | 4 | 0 | 3 | 0 | 1 | 0 | 2 | 0 | 10 | 27 | 4 | 1 | 7 | .302 |
| *Apr 12 | at Jacksonville State | 31 | 7 | 8 | 5 | 1 | 0 | 1 | 12 | 3 | 0 | 2 | 0 | 2 | 1 | 0 | 2 | 7 | 27 | 14 | 0 | 3 | .301 |
| *Apr 13 | at Jacksonville State | 30 | 12 | 12 | 10 | 0 | 2 | 2 | 22 | 8 | 0 | 0 | 0 | 2 | 0 | 1 | 0 | 4 | 21 | 9 | 0 | 8 | .303 |
| Apr 15 | at TCU | 38 | 6 | 10 | 6 | 2 | 0 | 0 | 12 | 7 | 0 | 0 | 0 | 0 | 1 | 0 | 0 | 12 | 30 | 9 | 0 | 10 | .302 |
| *Apr 17 | SAM HOUSTON | 34 | 17 | 17 | 16 | 4 | 0 | 4 | 33 | 4 | 0 | 1 | 0 | 1 | 0 | 1 | 0 | 4 | 21 | 6 | 2 | 5 | .308 |
| *Apr 18 | SAM HOUSTON | 32 | 18 | 16 | 17 | 4 | 0 | 6 | 38 | 7 | 0 | 1 | 0 | 2 | 0 | 2 | 0 | 6 | 21 | 7 | 1 | 7 | .312 |
| *Apr 19 | SAM HOUSTON | 36 | 14 | 14 | 11 | 4 | 0 | 5 | 33 | 6 | 0 | 1 | 0 | 3 | 1 | 0 | 0 | 5 | 24 | 8 | 0 | 10 | .315 |
| Totals | | 1300 | 362 | 409 | 328 | 91 | 6 | 77 | 743 | 220 | 6 | 67 | 13 | 48 | 9 | 19 | 21 | 285 | 978 | 346 | 27 | 291 | .315 |

TEAM GAME-BY-GAME PITCHING

2025 DBU Baseball
 Team Game-by-Game for DBU (as of Apr 19, 2025)
 Pitching (All games)

| Date | Opponent | ip | h | r | er | bb | so | 2b | 3b | hr | wp | bk | hbp | dp | ibb | score | w-l | sv | era |
|---------|-----------------------|-------|-----|-----|-----|-----|-----|----|----|----|----|----|-----|----|-----|---------|-------|----|------|
| Feb 14 | NDSU | 9.0 | 6 | 6 | 5 | 8 | 15 | 2 | 0 | 1 | 0 | 0 | 3 | 0 | 0 | 11-6 | 1-0 | 0 | 5.00 |
| Feb 15 | NDSU | 9.0 | 2 | 2 | 1 | 3 | 10 | 1 | 0 | 0 | 0 | 0 | 0 | 0 | 0 | 5-2 | 2-0 | 1 | 3.00 |
| Feb 16 | NDSU | 9.0 | 4 | 1 | 1 | 3 | 14 | 0 | 0 | 1 | 1 | 0 | 1 | 1 | 0 | 11-1 | 3-0 | 1 | 2.33 |
| Feb 18 | vs UTRGV | 9.0 | 11 | 15 | 12 | 5 | 14 | 2 | 0 | 0 | 4 | 0 | 5 | 1 | 0 | 5-15 | 3-1 | 1 | 4.75 |
| Feb 22 | SIUE | 7.0 | 4 | 2 | 2 | 2 | 15 | 1 | 0 | 0 | 0 | 0 | 0 | 0 | 0 | 14-2 | 4-1 | 1 | 4.40 |
| Feb 22 | SIUE | 7.0 | 4 | 1 | 1 | 3 | 9 | 0 | 0 | 0 | 1 | 0 | 1 | 0 | 0 | 11-1 | 5-1 | 1 | 3.96 |
| Feb 23 | SIUE | 9.0 | 5 | 2 | 2 | 3 | 9 | 2 | 0 | 1 | 2 | 0 | 0 | 0 | 0 | 10-2 | 6-1 | 1 | 3.66 |
| Feb 26 | vs LSU | 9.0 | 12 | 7 | 6 | 9 | 6 | 4 | 0 | 1 | 2 | 0 | 1 | 0 | 0 | 3-7 | 6-2 | 1 | 3.97 |
| Feb 28 | at Oral Roberts | 8.2 | 10 | 7 | 6 | 2 | 8 | 1 | 0 | 2 | 2 | 0 | 1 | 2 | 1 | 6-7 | 6-3 | 1 | 4.23 |
| Mar 01 | at Oral Roberts | 9.0 | 7 | 1 | 1 | 5 | 12 | 0 | 0 | 0 | 1 | 0 | 1 | 1 | 0 | 6-1 | 7-3 | 2 | 3.89 |
| Mar 02 | at Oral Roberts | 9.0 | 9 | 5 | 5 | 1 | 6 | 2 | 0 | 0 | 0 | 0 | 2 | 1 | 0 | 6-5 | 8-3 | 3 | 3.99 |
| Mar 04 | OKLAHOMA | 7.0 | 2 | 0 | 0 | 2 | 12 | 0 | 0 | 0 | 0 | 0 | 0 | 1 | 0 | 11-0 | 9-3 | 3 | 3.72 |
| Mar 07 | at Louisiana | 8.1 | 11 | 6 | 6 | 3 | 4 | 2 | 0 | 0 | 0 | 0 | 0 | 1 | 0 | 5-6 | 9-4 | 3 | 3.93 |
| Mar 08 | at Louisiana | 9.0 | 7 | 6 | 6 | 5 | 8 | 2 | 0 | 0 | 3 | 0 | 4 | 0 | 0 | 10-6 | 10-4 | 4 | 4.08 |
| Mar 09 | at Louisiana | 9.0 | 10 | 2 | 2 | 1 | 7 | 1 | 0 | 1 | 1 | 0 | 2 | 1 | 0 | 8-2 | 11-4 | 4 | 3.94 |
| Mar 11 | OKLAHOMA STATE | 11.0 | 12 | 7 | 7 | 6 | 13 | 3 | 0 | 2 | 1 | 0 | 1 | 0 | 1 | 8-7 | 12-4 | 4 | 4.08 |
| Mar 14 | UTSA | 7.0 | 6 | 3 | 2 | 2 | 8 | 2 | 0 | 1 | 0 | 0 | 2 | 2 | 0 | 14-3 | 13-4 | 4 | 4.01 |
| Mar 15 | UTSA | 9.0 | 17 | 15 | 13 | 5 | 9 | 3 | 0 | 3 | 1 | 0 | 3 | 1 | 0 | 11-15 | 13-5 | 4 | 4.53 |
| Mar 16 | UTSA | 7.0 | 8 | 4 | 4 | 4 | 6 | 1 | 0 | 0 | 0 | 0 | 0 | 1 | 0 | 14-4 | 14-5 | 4 | 4.56 |
| Mar 18 | TCU | 9.0 | 10 | 8 | 8 | 1 | 9 | 2 | 0 | 2 | 2 | 0 | 2 | 0 | 0 | 5-8 | 14-6 | 4 | 4.74 |
| *Mar 21 | MTSU | 7.0 | 3 | 0 | 0 | 1 | 14 | 1 | 0 | 0 | 0 | 0 | 0 | 0 | 0 | 10-0 | 15-6 | 4 | 4.55 |
| *Mar 22 | MTSU | 7.0 | 8 | 7 | 7 | 6 | 13 | 4 | 0 | 0 | 1 | 0 | 1 | 0 | 0 | 25-7 | 16-6 | 4 | 4.72 |
| *Mar 23 | MTSU | 9.0 | 20 | 12 | 11 | 3 | 8 | 3 | 0 | 0 | 1 | 0 | 2 | 2 | 0 | 6-12 | 16-7 | 4 | 5.01 |
| Mar 25 | at Abilene Christian | 8.0 | 12 | 7 | 6 | 0 | 6 | 3 | 0 | 0 | 1 | 0 | 0 | 1 | 0 | 1-7 | 16-8 | 4 | 5.08 |
| *Mar 28 | at NM State | 9.0 | 8 | 7 | 4 | 4 | 10 | 0 | 1 | 1 | 1 | 0 | 3 | 2 | 0 | 14-7 | 17-8 | 4 | 5.03 |
| *Mar 29 | at NM State | 9.0 | 11 | 13 | 13 | 11 | 10 | 2 | 0 | 2 | 5 | 0 | 5 | 2 | 0 | 16-13 | 18-8 | 5 | 5.36 |
| *Mar 30 | at NM State | 8.0 | 9 | 4 | 4 | 2 | 10 | 1 | 0 | 1 | 3 | 0 | 3 | 0 | 1 | 3-4 | 18-9 | 5 | 5.33 |
| Apr 01 | UTA | 7.0 | 7 | 4 | 3 | 4 | 6 | 2 | 0 | 0 | 2 | 0 | 0 | 1 | 0 | 14-4 | 19-9 | 5 | 5.29 |
| *Apr 04 | WKU | 9.0 | 7 | 4 | 4 | 3 | 10 | 0 | 0 | 1 | 2 | 0 | 0 | 1 | 0 | 3-4 | 19-10 | 5 | 5.24 |
| *Apr 05 | WKU | 7.0 | 17 | 11 | 10 | 3 | 10 | 2 | 0 | 0 | 4 | 1 | 1 | 1 | 0 | 0-11 | 19-11 | 5 | 5.45 |
| *Apr 06 | WKU | 9.0 | 6 | 1 | 1 | 5 | 7 | 0 | 0 | 0 | 1 | 0 | 4 | 0 | 1 | 5-1 | 20-11 | 5 | 5.30 |
| Apr 08 | at Oklahoma | 9.0 | 6 | 1 | 1 | 4 | 10 | 0 | 1 | 0 | 0 | 0 | 0 | 0 | 0 | 9-1 | 21-11 | 5 | 5.15 |
| *Apr 11 | at Jacksonville State | 9.0 | 5 | 1 | 0 | 6 | 12 | 0 | 0 | 0 | 1 | 0 | 1 | 0 | 0 | 8-1 | 22-11 | 5 | 4.99 |
| *Apr 12 | at Jacksonville State | 9.0 | 10 | 4 | 4 | 6 | 14 | 1 | 0 | 1 | 1 | 0 | 2 | 1 | 0 | 7-4 | 23-11 | 6 | 4.95 |
| *Apr 13 | at Jacksonville State | 7.0 | 6 | 1 | 1 | 0 | 7 | 1 | 0 | 0 | 0 | 1 | 0 | 0 | 0 | 12-1 | 24-11 | 6 | 4.87 |
| Apr 15 | at TCU | 10.0 | 10 | 5 | 5 | 3 | 14 | 2 | 1 | 1 | 1 | 0 | 1 | 1 | 0 | 6-5 | 25-11 | 7 | 4.86 |
| *Apr 17 | SAM HOUSTON | 7.0 | 8 | 4 | 4 | 5 | 6 | 3 | 0 | 0 | 0 | 0 | 1 | 0 | 0 | 17-4 | 26-11 | 7 | 4.86 |
| *Apr 18 | SAM HOUSTON | 7.0 | 8 | 4 | 3 | 5 | 9 | 1 | 2 | 0 | 1 | 0 | 1 | 0 | 0 | 18-4 | 27-11 | 7 | 4.84 |
| *Apr 19 | SAM HOUSTON | 8.0 | 6 | 4 | 4 | 2 | 11 | 0 | 0 | 1 | 0 | 0 | 2 | 0 | 0 | 14-4 | 28-11 | 7 | 4.83 |
| Totals | | 326.0 | 324 | 194 | 175 | 146 | 381 | 57 | 5 | 23 | 46 | 2 | 56 | 25 | 4 | 362-194 | 28-11 | 7 | 4.83 |

INDIVIDUAL GAME-BY-GAME



1 KEATON GRADY

R-JR INF // 5-9 169 // S/R
 ELGIN, TEXAS // INCARNATE WORD

| Date | Opponent | Pos | AB | R | H | RBI | 2B | 3B | HR | BB | SB | CS | HBP | SAC | SF | GDP | K | PO | A | E | Avg |
|--------|-----------------------|--------|----|----|----|-----|----|----|----|----|----|----|-----|-----|----|-----|---|----|----|---|-------|
| Feb 16 | NDSU | ph/2b | 1 | 0 | 1 | 0 | 0 | 0 | 0 | 0 | 0 | 0 | 0 | 0 | 0 | 0 | 0 | 0 | 0 | 0 | 1.000 |
| Feb 22 | SIUE-1 | ph | 1 | 0 | 0 | 0 | 0 | 0 | 0 | 0 | 0 | 0 | 0 | 0 | 0 | 0 | 0 | 0 | 0 | 0 | .500 |
| Mar 08 | at Louisiana | *2b | 3 | 1 | 1 | 2 | 1 | 0 | 0 | 0 | 0 | 0 | 0 | 0 | 0 | 0 | 1 | 0 | 1 | 1 | .400 |
| Mar 11 | OKLAHOMA STATE | *2b | 4 | 0 | 0 | 0 | 0 | 0 | 0 | 0 | 0 | 0 | 0 | 0 | 0 | 0 | 0 | 2 | 4 | 0 | .222 |
| Mar 14 | UTSA | *2b | 3 | 2 | 3 | 2 | 1 | 0 | 0 | 1 | 0 | 0 | 0 | 0 | 0 | 0 | 0 | 1 | 4 | 0 | .417 |
| Mar 15 | UTSA | *2b | 4 | 0 | 0 | 0 | 0 | 0 | 0 | 0 | 0 | 0 | 0 | 0 | 0 | 0 | 0 | 2 | 3 | 0 | .312 |
| Mar 16 | UTSA | *2b | 2 | 2 | 1 | 1 | 0 | 0 | 0 | 2 | 1 | 0 | 0 | 0 | 0 | 0 | 0 | 0 | 2 | 0 | .333 |
| Mar 18 | TCU | *2b | 5 | 0 | 1 | 0 | 0 | 0 | 0 | 0 | 1 | 0 | 0 | 0 | 0 | 0 | 1 | 0 | 3 | 0 | .304 |
| Mar 21 | MTSU | *2b | 3 | 0 | 0 | 0 | 0 | 0 | 0 | 1 | 0 | 0 | 0 | 0 | 0 | 0 | 2 | 0 | 2 | 0 | .269 |
| Mar 22 | MTSU | *2b | 4 | 3 | 2 | 1 | 0 | 1 | 0 | 1 | 0 | 0 | 0 | 0 | 0 | 0 | 0 | 0 | 2 | 0 | .300 |
| Mar 23 | MTSU | *2b | 4 | 1 | 1 | 1 | 0 | 0 | 0 | 0 | 1 | 0 | 0 | 0 | 0 | 0 | 0 | 7 | 4 | 0 | .294 |
| Mar 25 | at Abilene Christian | *2b | 3 | 0 | 1 | 0 | 0 | 0 | 0 | 1 | 0 | 0 | 0 | 0 | 0 | 0 | 0 | 3 | 2 | 0 | .297 |
| Mar 28 | at NM State | *2b/of | 5 | 2 | 1 | 0 | 0 | 0 | 0 | 1 | 0 | 0 | 0 | 0 | 0 | 1 | 2 | 2 | 1 | 0 | .286 |
| Mar 29 | at NM State | *of/2b | 5 | 3 | 5 | 3 | 1 | 0 | 1 | 0 | 0 | 1 | 0 | 0 | 0 | 0 | 0 | 0 | 1 | 0 | .362 |
| Mar 30 | at NM State | *2b | 4 | 0 | 0 | 0 | 0 | 0 | 0 | 0 | 0 | 0 | 0 | 0 | 0 | 0 | 0 | 1 | 2 | 0 | .333 |
| Apr 01 | UTA | *2b | 3 | 1 | 3 | 2 | 2 | 0 | 0 | 2 | 1 | 0 | 0 | 0 | 0 | 0 | 0 | 0 | 4 | 0 | .370 |
| Apr 04 | WKU | *of/2b | 2 | 0 | 0 | 0 | 0 | 0 | 0 | 2 | 1 | 0 | 0 | 0 | 0 | 0 | 0 | 2 | 1 | 0 | .357 |
| Apr 05 | WKU | *of | 3 | 0 | 1 | 0 | 0 | 0 | 0 | 0 | 0 | 0 | 0 | 0 | 0 | 0 | 0 | 1 | 0 | 0 | .356 |
| Apr 06 | WKU | *2b | 4 | 0 | 1 | 0 | 0 | 0 | 0 | 0 | 0 | 0 | 0 | 0 | 0 | 0 | 0 | 1 | 2 | 0 | .349 |
| Apr 08 | at Oklahoma | *2b | 5 | 2 | 3 | 0 | 1 | 0 | 0 | 0 | 1 | 0 | 0 | 0 | 0 | 0 | 0 | 1 | 2 | 0 | .368 |
| Apr 11 | at Jacksonville State | *2b/of | 3 | 1 | 1 | 1 | 0 | 1 | 0 | 0 | 1 | 0 | 1 | 0 | 0 | 0 | 0 | 6 | 0 | 0 | .366 |
| Apr 12 | at Jacksonville State | *of | 4 | 1 | 2 | 0 | 0 | 0 | 0 | 0 | 0 | 0 | 0 | 0 | 0 | 0 | 0 | 0 | 0 | 0 | .373 |
| Apr 13 | at Jacksonville State | *2b | 4 | 0 | 0 | 1 | 0 | 0 | 0 | 0 | 0 | 0 | 0 | 0 | 1 | 0 | 0 | 0 | 3 | 0 | .354 |
| Apr 15 | at TCU | *2b | 5 | 2 | 3 | 0 | 1 | 0 | 0 | 0 | 0 | 0 | 0 | 0 | 0 | 0 | 0 | 2 | 2 | 0 | .369 |
| Apr 17 | SAM HOUSTON | *2b | 4 | 4 | 4 | 3 | 0 | 0 | 1 | 0 | 1 | 0 | 0 | 0 | 1 | 0 | 0 | 1 | 3 | 0 | .398 |
| Apr 18 | SAM HOUSTON | *2b/3b | 5 | 3 | 4 | 0 | 3 | 0 | 0 | 0 | 0 | 0 | 0 | 0 | 0 | 0 | 0 | 1 | 1 | 0 | .419 |
| Apr 19 | SAM HOUSTON | *2b | 3 | 3 | 2 | 0 | 1 | 0 | 0 | 1 | 1 | 0 | 0 | 1 | 0 | 0 | 0 | 0 | 5 | 0 | .427 |
| Totals | | 25gs | 96 | 31 | 41 | 17 | 11 | 2 | 2 | 12 | 9 | 1 | 1 | 1 | 2 | 1 | 6 | 33 | 54 | 1 | .427 |

On base pct. .486 • Slugging pct. .646

INDIVIDUAL GAME-BY-GAME



2 DYLAN SCHLAEGEL

R-FR OF // 5-10 184 // R/R
 MANSFIELD, TEXAS // MANSFIELD LEGACY HS

| Date | Opponent | Pos | AB | R | H | RBI | 2B | 3B | HR | BB | SB | CS | HBP | SAC | SF | GDP | K | PO | A | E | Avg |
|--------|-----------------------|--------|----|---|---|-----|----|----|----|----|----|----|-----|-----|----|-----|----|----|---|---|------|
| Feb 14 | NDSU | *of/of | 4 | 0 | 0 | 0 | 0 | 0 | 0 | 0 | 0 | 0 | 0 | 0 | 0 | 0 | 2 | 2 | 0 | 0 | .000 |
| Feb 15 | NDSU | *of | 3 | 0 | 1 | 1 | 1 | 0 | 0 | 1 | 0 | 0 | 0 | 0 | 0 | 0 | 2 | 2 | 0 | 0 | .143 |
| Feb 18 | vs UTRGV | *of | 4 | 0 | 0 | 0 | 0 | 0 | 0 | 0 | 0 | 0 | 0 | 0 | 0 | 0 | 3 | 0 | 0 | 0 | .091 |
| Feb 23 | SIUE | of | 0 | 0 | 0 | 0 | 0 | 0 | 0 | 1 | 0 | 0 | 0 | 0 | 0 | 0 | 0 | 1 | 0 | 0 | .091 |
| Mar 22 | MTSU | ph/of | 1 | 1 | 0 | 0 | 0 | 0 | 0 | 1 | 0 | 0 | 0 | 0 | 0 | 0 | 0 | 0 | 0 | 0 | .083 |
| Mar 28 | at NM State | *dh | 5 | 1 | 1 | 1 | 0 | 0 | 0 | 0 | 0 | 0 | 0 | 0 | 0 | 0 | 2 | 0 | 0 | 0 | .118 |
| Mar 30 | at NM State | ph/of | 1 | 0 | 1 | 0 | 0 | 0 | 0 | 1 | 1 | 0 | 0 | 0 | 0 | 0 | 0 | 1 | 0 | 0 | .167 |
| Apr 01 | UTA | *of | 4 | 0 | 2 | 3 | 0 | 0 | 0 | 0 | 2 | 0 | 0 | 0 | 0 | 0 | 1 | 1 | 0 | 0 | .227 |
| Apr 06 | WKU | of/of | 0 | 0 | 0 | 0 | 0 | 0 | 0 | 1 | 1 | 0 | 0 | 0 | 0 | 0 | 0 | 2 | 0 | 0 | .227 |
| Apr 08 | at Oklahoma | ph/of | 1 | 0 | 0 | 0 | 0 | 0 | 0 | 0 | 0 | 0 | 0 | 0 | 0 | 0 | 0 | 0 | 0 | 0 | .217 |
| Apr 11 | at Jacksonville State | *of | 4 | 0 | 0 | 1 | 0 | 0 | 0 | 0 | 0 | 0 | 0 | 0 | 0 | 0 | 2 | 3 | 0 | 0 | .185 |
| Apr 17 | SAM HOUSTON | of | 1 | 0 | 0 | 0 | 0 | 0 | 0 | 0 | 0 | 0 | 0 | 0 | 0 | 0 | 1 | 1 | 0 | 0 | .179 |
| Apr 18 | SAM HOUSTON | of | 1 | 1 | 1 | 1 | 0 | 0 | 1 | 0 | 0 | 0 | 0 | 0 | 0 | 0 | 0 | 0 | 0 | 0 | .207 |
| Apr 19 | SAM HOUSTON | ph | 1 | 0 | 0 | 0 | 0 | 0 | 0 | 0 | 0 | 0 | 0 | 0 | 0 | 0 | 1 | 0 | 0 | 0 | .200 |
| Totals | | 6gs | 30 | 4 | 6 | 7 | 1 | 0 | 1 | 5 | 6 | 0 | 0 | 0 | 0 | 0 | 14 | 13 | 0 | 0 | .200 |

On base pct. .314 • Slugging pct. .333

INDIVIDUAL GAME-BY-GAME



3 MASON SWINNEY

JR INF // 6-0 192 // R/R
 PHIL CAMPBELL, ALA. // ALABAMA

| Date | Opponent | Pos | AB | R | H | RBI | 2B | 3B | HR | BB | SB | CS | HBP | SAC | SF | GDP | K | PO | A | E | Avg |
|--------|-----------------------|--------|----|---|---|-----|----|----|----|----|----|----|-----|-----|----|-----|---|----|----|---|------|
| Feb 26 | vs LSU | *2b | 3 | 0 | 0 | 0 | 0 | 0 | 0 | 0 | 0 | 0 | 0 | 0 | 0 | 0 | 1 | 3 | 0 | 0 | .000 |
| Feb 28 | at Oral Roberts | *2b/ss | 5 | 0 | 0 | 1 | 0 | 0 | 0 | 0 | 0 | 0 | 0 | 0 | 0 | 0 | 0 | 2 | 3 | 0 | .000 |
| Mar 02 | at Oral Roberts | *2b | 2 | 3 | 1 | 0 | 0 | 0 | 0 | 2 | 1 | 0 | 0 | 0 | 0 | 0 | 0 | 4 | 3 | 0 | .100 |
| Mar 04 | OKLAHOMA | *2b | 4 | 0 | 0 | 0 | 0 | 0 | 0 | 0 | 0 | 0 | 0 | 0 | 0 | 0 | 1 | 1 | 4 | 0 | .071 |
| Mar 09 | at Louisiana | *2b | 3 | 0 | 0 | 0 | 0 | 0 | 0 | 0 | 0 | 0 | 0 | 0 | 0 | 0 | 1 | 0 | 1 | 0 | .059 |
| Mar 11 | OKLAHOMA STATE | ph | 1 | 0 | 1 | 0 | 0 | 0 | 0 | 0 | 0 | 0 | 0 | 0 | 0 | 0 | 0 | 0 | 0 | 0 | .111 |
| Mar 29 | at NM State | *2b | 3 | 0 | 0 | 0 | 0 | 0 | 0 | 0 | 0 | 1 | 0 | 0 | 0 | 0 | 1 | 1 | 4 | 0 | .095 |
| Apr 11 | at Jacksonville State | 2b | 3 | 1 | 0 | 0 | 0 | 0 | 0 | 1 | 0 | 0 | 0 | 0 | 0 | 0 | 1 | 0 | 1 | 0 | .083 |
| Apr 12 | at Jacksonville State | *2b | 2 | 1 | 1 | 0 | 0 | 0 | 0 | 0 | 0 | 0 | 0 | 0 | 0 | 0 | 0 | 1 | 3 | 0 | .115 |
| Apr 18 | SAM HOUSTON | ph/2b | 0 | 0 | 0 | 0 | 0 | 0 | 0 | 1 | 0 | 0 | 0 | 0 | 0 | 0 | 0 | 0 | 0 | 0 | .115 |
| Totals | | 7gs | 26 | 5 | 3 | 1 | 0 | 0 | 0 | 4 | 1 | 1 | 0 | 0 | 0 | 0 | 5 | 12 | 19 | 0 | .115 |

On base pct. .233 • Slugging pct. .115

| Date | Opponent | GS | IP | H | R | ER | BB | SO | 2B | 3B | HR | WP | BK | HBP | IBB | Score | W-L | Sv | ERA | NP |
|--------|----------------------|----|-----|---|---|----|----|----|----|----|----|----|----|-----|-----|-------|-----|----|------|----|
| Feb 23 | SIUE | | 1.0 | 0 | 0 | 0 | 2 | 2 | 0 | 0 | 0 | 2 | 0 | 0 | 0 | 10-2 | 0-0 | 0 | 0.00 | 22 |
| Mar 22 | MTSU | | 1.0 | 2 | 2 | 2 | 1 | 1 | 1 | 0 | 0 | 0 | 0 | 1 | 0 | 25-7 | 0-0 | 0 | 9.00 | 23 |
| Mar 25 | at Abilene Christian | | 1.0 | 2 | 1 | 1 | 0 | 0 | 0 | 0 | 0 | 0 | 0 | 0 | 0 | 1-7 | 0-0 | 0 | 9.00 | 16 |
| Mar 28 | at NM State | | 1.0 | 0 | 0 | 0 | 0 | 2 | 0 | 0 | 0 | 0 | 0 | 0 | 0 | 14-7 | 0-0 | 0 | 6.75 | 17 |
| Mar 30 | at NM State | | 0.1 | 0 | 0 | 0 | 0 | 1 | 0 | 0 | 0 | 0 | 0 | 2 | 0 | 3-4 | 0-0 | 0 | 6.23 | 16 |
| Apr 08 | at Oklahoma | | 1.0 | 1 | 0 | 0 | 1 | 1 | 0 | 0 | 0 | 0 | 0 | 0 | 0 | 9-1 | 0-0 | 0 | 5.06 | 19 |
| Apr 15 | at TCU | | 1.0 | 1 | 1 | 1 | 0 | 2 | 0 | 0 | 1 | 0 | 0 | 1 | 0 | 6-5 | 0-0 | 0 | 5.68 | 25 |
| Totals | | 0 | 6.1 | 6 | 4 | 4 | 4 | 9 | 1 | 0 | 1 | 2 | 0 | 4 | 0 | 68-33 | 0-0 | 0 | 5.68 | - |

INDIVIDUAL GAME-BY-GAME



4 CODY GREBECK

SR INF // 5-7 162 // L/R
MIDLAND, TEXAS // MIDLAND COLLEGE

| Date | Opponent | Pos | AB | R | H | RBI | 2B | 3B | HR | BB | SB | CS | HBP | SAC | SF | GDP | K | PO | A | E | Avg |
|--------|-----------------------|--------|----|---|----|-----|----|----|----|----|----|----|-----|-----|----|-----|----|----|----|---|------|
| Feb 16 | NDSU | *ss | 4 | 1 | 2 | 0 | 0 | 0 | 0 | 0 | 0 | 0 | 0 | 0 | 0 | 0 | 0 | 0 | 3 | 0 | .500 |
| Feb 18 | vs UTRGV | *ss | 3 | 0 | 0 | 0 | 0 | 0 | 0 | 1 | 0 | 1 | 0 | 0 | 0 | 0 | 2 | 3 | 4 | 1 | .286 |
| Mar 01 | at Oral Roberts | *ss | 2 | 1 | 0 | 0 | 0 | 0 | 0 | 2 | 0 | 0 | 0 | 0 | 0 | 0 | 1 | 2 | 4 | 0 | .222 |
| Mar 02 | at Oral Roberts | *ss | 2 | 0 | 1 | 1 | 0 | 0 | 0 | 0 | 1 | 1 | 0 | 2 | 0 | 0 | 0 | 0 | 4 | 0 | .273 |
| Mar 04 | OKLAHOMA | *ss | 3 | 0 | 0 | 0 | 0 | 0 | 0 | 0 | 0 | 0 | 0 | 0 | 0 | 0 | 1 | 2 | 1 | 0 | .214 |
| Mar 07 | at Louisiana | *ss | 3 | 0 | 1 | 0 | 1 | 0 | 0 | 0 | 0 | 0 | 0 | 1 | 0 | 0 | 1 | 0 | 4 | 0 | .235 |
| Mar 08 | at Louisiana | ph/2b | 0 | 0 | 0 | 0 | 0 | 0 | 0 | 0 | 0 | 0 | 1 | 0 | 0 | 0 | 0 | 1 | 1 | 0 | .235 |
| Mar 09 | at Louisiana | pr/2b | 1 | 0 | 0 | 0 | 0 | 0 | 0 | 0 | 0 | 0 | 0 | 0 | 0 | 0 | 0 | 0 | 0 | 0 | .222 |
| Mar 22 | MTSU | *ss | 4 | 1 | 3 | 4 | 1 | 0 | 0 | 0 | 0 | 1 | 0 | 1 | 0 | 0 | 1 | 1 | 1 | 0 | .318 |
| Mar 23 | MTSU | *ss | 4 | 0 | 1 | 1 | 0 | 0 | 0 | 0 | 0 | 0 | 0 | 0 | 0 | 1 | 0 | 3 | 2 | 0 | .308 |
| Mar 25 | at Abilene Christian | *ss | 1 | 0 | 0 | 0 | 0 | 0 | 0 | 2 | 0 | 0 | 1 | 0 | 0 | 0 | 0 | 4 | 5 | 0 | .296 |
| Mar 28 | at NM State | pr/2b | 1 | 0 | 1 | 1 | 0 | 0 | 0 | 0 | 0 | 0 | 0 | 0 | 0 | 0 | 0 | 1 | 2 | 0 | .321 |
| Mar 29 | at NM State | *3b | 1 | 2 | 0 | 1 | 0 | 0 | 0 | 3 | 0 | 0 | 0 | 0 | 1 | 0 | 0 | 1 | 1 | 0 | .310 |
| Mar 30 | at NM State | *3b | 0 | 0 | 0 | 0 | 0 | 0 | 0 | 1 | 0 | 0 | 1 | 1 | 0 | 0 | 0 | 1 | 4 | 0 | .310 |
| Apr 01 | UTA | *3b | 3 | 1 | 1 | 0 | 0 | 0 | 0 | 1 | 0 | 0 | 0 | 0 | 0 | 0 | 2 | 2 | 1 | 0 | .312 |
| Apr 04 | WKU | *2b/ss | 2 | 0 | 0 | 0 | 0 | 0 | 0 | 0 | 0 | 0 | 2 | 0 | 0 | 0 | 0 | 0 | 3 | 0 | .294 |
| Apr 05 | WKU | *2b | 3 | 0 | 2 | 0 | 0 | 0 | 0 | 0 | 0 | 0 | 0 | 0 | 0 | 0 | 0 | 1 | 2 | 0 | .324 |
| Apr 06 | WKU | *ss | 4 | 0 | 0 | 0 | 0 | 0 | 0 | 0 | 0 | 0 | 0 | 0 | 0 | 0 | 0 | 1 | 3 | 0 | .293 |
| Apr 08 | at Oklahoma | *ss | 5 | 0 | 0 | 0 | 0 | 0 | 0 | 0 | 0 | 0 | 0 | 0 | 0 | 0 | 3 | 0 | 3 | 0 | .261 |
| Apr 12 | at Jacksonville State | 2b | 1 | 0 | 0 | 0 | 0 | 0 | 0 | 0 | 0 | 0 | 0 | 0 | 0 | 0 | 1 | 1 | 1 | 0 | .255 |
| Apr 15 | at TCU | *ss | 2 | 0 | 0 | 2 | 0 | 0 | 0 | 2 | 0 | 0 | 0 | 1 | 0 | 0 | 1 | 3 | 3 | 0 | .245 |
| Apr 17 | SAM HOUSTON | ph/3b | 1 | 0 | 1 | 0 | 0 | 0 | 0 | 0 | 0 | 0 | 0 | 0 | 0 | 0 | 0 | 1 | 0 | 0 | .260 |
| Apr 18 | SAM HOUSTON | ss | 1 | 0 | 0 | 1 | 0 | 0 | 0 | 0 | 0 | 0 | 0 | 0 | 0 | 0 | 0 | 2 | 1 | 1 | .255 |
| Totals | | 17gs | 51 | 6 | 13 | 11 | 2 | 0 | 0 | 12 | 1 | 3 | 5 | 6 | 1 | 1 | 13 | 31 | 55 | 2 | .255 |

On base pct. .435 • Slugging pct. .294

INDIVIDUAL GAME-BY-GAME



5 MICHAEL DATTALO

JR INF // 6-0 204 // R/R

KELLER, TEXAS // NORTHWESTERN STATE

| Date | Opponent | Pos | AB | R | H | RBI | 2B | 3B | HR | BB | SB | CS | HBP | SAC | SF | GDP | K | PO | A | E | Avg |
|--------|-----------------------|--------|-----|----|----|-----|----|----|----|----|----|----|-----|-----|----|-----|----|----|----|---|------|
| Feb 14 | NDSU | *3b | 5 | 0 | 1 | 0 | 0 | 0 | 0 | 0 | 0 | 0 | 0 | 0 | 0 | 0 | 0 | 0 | 1 | 0 | .200 |
| Feb 15 | NDSU | *3b | 3 | 0 | 0 | 0 | 0 | 0 | 0 | 1 | 0 | 0 | 0 | 0 | 0 | 0 | 0 | 0 | 1 | 0 | .125 |
| Feb 16 | NDSU | *3b | 5 | 1 | 2 | 2 | 0 | 0 | 0 | 0 | 1 | 1 | 0 | 0 | 0 | 0 | 0 | 1 | 0 | 0 | .231 |
| Feb 18 | vs UTRGV | *3b | 4 | 1 | 1 | 0 | 1 | 0 | 0 | 1 | 0 | 0 | 0 | 0 | 0 | 0 | 1 | 0 | 3 | 0 | .235 |
| Feb 22 | SIUE-1 | *3b | 2 | 0 | 1 | 2 | 0 | 0 | 0 | 1 | 0 | 0 | 1 | 0 | 1 | 0 | 0 | 0 | 0 | 0 | .263 |
| Feb 22 | SIUE-2 | *3b | 3 | 1 | 0 | 0 | 0 | 0 | 0 | 1 | 0 | 0 | 0 | 0 | 0 | 0 | 0 | 1 | 1 | 0 | .227 |
| Feb 23 | SIUE | *3b | 4 | 2 | 2 | 1 | 0 | 0 | 0 | 1 | 0 | 0 | 0 | 0 | 0 | 1 | 0 | 0 | 2 | 0 | .269 |
| Feb 26 | vs LSU | *3b | 4 | 0 | 1 | 0 | 1 | 0 | 0 | 0 | 0 | 0 | 0 | 0 | 0 | 0 | 0 | 4 | 2 | 0 | .267 |
| Feb 28 | at Oral Roberts | *3b | 3 | 0 | 1 | 0 | 0 | 0 | 0 | 2 | 0 | 0 | 0 | 0 | 0 | 0 | 1 | 0 | 3 | 0 | .273 |
| Mar 01 | at Oral Roberts | *3b | 5 | 1 | 0 | 0 | 0 | 0 | 0 | 0 | 0 | 0 | 0 | 0 | 0 | 0 | 1 | 0 | 3 | 0 | .237 |
| Mar 02 | at Oral Roberts | *3b | 4 | 0 | 2 | 0 | 0 | 0 | 0 | 0 | 0 | 1 | 0 | 0 | 0 | 0 | 0 | 0 | 1 | 0 | .262 |
| Mar 04 | OKLAHOMA | *3b | 3 | 1 | 1 | 2 | 0 | 0 | 1 | 0 | 0 | 0 | 1 | 0 | 0 | 0 | 1 | 0 | 1 | 0 | .267 |
| Mar 07 | at Louisiana | *3b | 5 | 0 | 2 | 0 | 0 | 0 | 0 | 0 | 0 | 0 | 0 | 0 | 0 | 0 | 1 | 1 | 3 | 0 | .280 |
| Mar 08 | at Louisiana | *3b | 3 | 2 | 2 | 1 | 1 | 0 | 0 | 1 | 0 | 0 | 0 | 0 | 0 | 0 | 0 | 0 | 4 | 0 | .302 |
| Mar 09 | at Louisiana | *3b | 5 | 0 | 1 | 1 | 0 | 0 | 0 | 0 | 0 | 0 | 0 | 0 | 0 | 0 | 1 | 0 | 1 | 0 | .293 |
| Mar 11 | OKLAHOMA STATE | *3b | 5 | 1 | 1 | 0 | 1 | 0 | 0 | 0 | 0 | 0 | 0 | 0 | 0 | 0 | 2 | 0 | 2 | 0 | .286 |
| Mar 14 | UTSA | *3b | 2 | 1 | 1 | 4 | 0 | 0 | 1 | 2 | 0 | 0 | 0 | 0 | 0 | 0 | 0 | 1 | 0 | 0 | .292 |
| Mar 15 | UTSA | *3b | 3 | 1 | 2 | 1 | 0 | 0 | 1 | 1 | 0 | 0 | 1 | 0 | 0 | 0 | 0 | 0 | 3 | 0 | .309 |
| Mar 16 | UTSA | *3b | 4 | 1 | 2 | 0 | 0 | 0 | 0 | 0 | 0 | 0 | 0 | 0 | 0 | 0 | 0 | 0 | 1 | 0 | .319 |
| Mar 18 | TCU | *3b | 4 | 0 | 1 | 0 | 1 | 0 | 0 | 1 | 0 | 0 | 0 | 0 | 0 | 0 | 0 | 0 | 1 | 1 | .316 |
| Mar 21 | MTSU | *3b | 5 | 2 | 2 | 0 | 0 | 0 | 0 | 0 | 0 | 0 | 0 | 0 | 0 | 0 | 2 | 0 | 0 | 0 | .321 |
| Mar 22 | MTSU | *3b | 5 | 1 | 1 | 1 | 0 | 0 | 0 | 0 | 0 | 0 | 0 | 0 | 0 | 0 | 2 | 0 | 2 | 0 | .314 |
| Mar 23 | MTSU | *3b | 4 | 0 | 1 | 0 | 0 | 0 | 0 | 1 | 0 | 0 | 0 | 0 | 0 | 0 | 0 | 1 | 4 | 1 | .311 |
| Mar 25 | at Abilene Christian | *3b | 3 | 1 | 0 | 0 | 0 | 0 | 0 | 2 | 0 | 0 | 0 | 0 | 0 | 0 | 0 | 0 | 0 | 0 | .301 |
| Mar 28 | at NM State | *3b | 4 | 2 | 2 | 0 | 1 | 0 | 0 | 2 | 0 | 0 | 0 | 0 | 0 | 0 | 0 | 0 | 2 | 0 | .309 |
| Mar 29 | at NM State | *dh | 4 | 3 | 2 | 2 | 1 | 0 | 0 | 1 | 0 | 0 | 1 | 0 | 0 | 1 | 0 | 0 | 0 | 0 | .317 |
| Mar 30 | at NM State | *dh | 3 | 0 | 1 | 0 | 1 | 0 | 0 | 2 | 0 | 0 | 0 | 0 | 0 | 0 | 0 | 0 | 0 | 0 | .317 |
| Apr 01 | UTA | *dh | 4 | 1 | 0 | 0 | 0 | 0 | 0 | 1 | 0 | 0 | 0 | 0 | 0 | 0 | 1 | 0 | 0 | 0 | .306 |
| Apr 04 | WKU | *3b | 5 | 0 | 2 | 0 | 1 | 0 | 0 | 0 | 0 | 0 | 0 | 0 | 0 | 0 | 1 | 0 | 3 | 0 | .310 |
| Apr 05 | WKU | *3b | 3 | 0 | 0 | 0 | 0 | 0 | 0 | 0 | 0 | 0 | 0 | 0 | 0 | 0 | 0 | 0 | 4 | 0 | .302 |
| Apr 06 | WKU | *3b | 4 | 0 | 0 | 0 | 0 | 0 | 0 | 0 | 0 | 0 | 0 | 0 | 0 | 0 | 2 | 2 | 2 | 0 | .292 |
| Apr 08 | at Oklahoma | *3b | 3 | 0 | 2 | 2 | 0 | 0 | 0 | 2 | 1 | 0 | 0 | 0 | 0 | 0 | 1 | 2 | 2 | 0 | .301 |
| Apr 11 | at Jacksonville State | *3b | 4 | 0 | 0 | 1 | 0 | 0 | 0 | 1 | 0 | 0 | 0 | 0 | 0 | 0 | 2 | 0 | 1 | 0 | .291 |
| Apr 12 | at Jacksonville State | *3b | 4 | 1 | 1 | 0 | 0 | 0 | 0 | 0 | 0 | 0 | 0 | 0 | 0 | 0 | 2 | 0 | 3 | 0 | .290 |
| Apr 13 | at Jacksonville State | *3b | 4 | 1 | 2 | 0 | 0 | 1 | 0 | 0 | 0 | 0 | 0 | 0 | 0 | 0 | 0 | 0 | 1 | 0 | .296 |
| Apr 15 | at TCU | *3b | 5 | 1 | 2 | 2 | 0 | 0 | 0 | 0 | 0 | 0 | 0 | 0 | 0 | 0 | 1 | 0 | 1 | 0 | .300 |
| Apr 17 | SAM HOUSTON | *3b | 3 | 1 | 1 | 2 | 0 | 0 | 0 | 1 | 0 | 0 | 0 | 0 | 0 | 0 | 0 | 0 | 1 | 0 | .301 |
| Apr 18 | SAM HOUSTON | *3b/1b | 3 | 0 | 0 | 0 | 0 | 0 | 0 | 1 | 0 | 0 | 0 | 0 | 0 | 0 | 0 | 2 | 1 | 0 | .295 |
| Apr 19 | SAM HOUSTON | *3b | 2 | 2 | 0 | 0 | 0 | 0 | 0 | 3 | 0 | 0 | 0 | 0 | 0 | 0 | 0 | 1 | 0 | 0 | .291 |
| Totals | | 39gs | 148 | 29 | 43 | 24 | 9 | 1 | 3 | 29 | 2 | 2 | 4 | 0 | 1 | 2 | 22 | 16 | 60 | 2 | .291 |

On base pct. .418 • Slugging pct. .426

INDIVIDUAL GAME-BY-GAME



6 JAMES ELLWANGER

SO RHP // 6-4 205 // R/R

MAGNOLIA, TEXAS // MAGNOLIA WEST HS

| Date | Opponent | GS | IP | H | R | ER | BB | SO | 2B | 3B | HR | WP | BK | HBP | IBB | Score | W-L | Sv | ERA | NP |
|--------|-----------------------|----|------|----|----|----|----|----|----|----|----|----|----|-----|-----|--------|-----|----|------|----|
| Feb 15 | NDSU | * | 3.0 | 2 | 1 | 1 | 0 | 4 | 1 | 0 | 0 | 0 | 0 | 0 | 0 | 5-2 | 0-0 | 0 | 3.00 | 49 |
| Feb 22 | SIUE-2 | * | 3.0 | 1 | 0 | 0 | 2 | 6 | 0 | 0 | 0 | 0 | 0 | 0 | 0 | 11-1 | 0-0 | 0 | 1.50 | 48 |
| Mar 01 | at Oral Roberts | * | 4.0 | 1 | 0 | 0 | 2 | 4 | 0 | 0 | 0 | 0 | 0 | 0 | 0 | 6-1 | 0-0 | 0 | 0.90 | 57 |
| Mar 08 | at Louisiana | * | 2.2 | 1 | 1 | 1 | 3 | 3 | 0 | 0 | 0 | 1 | 0 | 2 | 0 | 10-6 | 0-0 | 0 | 1.42 | 62 |
| Mar 15 | UTSA | * | 4.2 | 3 | 2 | 1 | 2 | 5 | 1 | 0 | 0 | 0 | 0 | 0 | 0 | 11-15 | 0-0 | 0 | 1.56 | 71 |
| Mar 22 | MTSU | * | 4.0 | 2 | 0 | 0 | 1 | 9 | 0 | 0 | 0 | 1 | 0 | 0 | 0 | 25-7 | 1-0 | 0 | 1.27 | 70 |
| Mar 29 | at NM State | * | 1.1 | 4 | 6 | 6 | 4 | 1 | 1 | 0 | 0 | 2 | 0 | 1 | 0 | 16-13 | 1-0 | 0 | 3.57 | 57 |
| Apr 05 | WKU | * | 3.0 | 7 | 5 | 4 | 3 | 5 | 1 | 0 | 0 | 3 | 0 | 0 | 0 | 0-11 | 1-1 | 0 | 4.56 | 73 |
| Apr 12 | at Jacksonville State | * | 4.0 | 4 | 1 | 1 | 2 | 9 | 1 | 0 | 0 | 1 | 0 | 1 | 0 | 7-4 | 1-1 | 0 | 4.25 | 88 |
| Apr 18 | SAM HOUSTON | * | 4.0 | 2 | 0 | 0 | 4 | 7 | 0 | 1 | 0 | 1 | 0 | 1 | 0 | 18-4 | 2-1 | 0 | 3.74 | 86 |
| Totals | | 10 | 33.2 | 27 | 16 | 14 | 23 | 53 | 5 | 1 | 0 | 9 | 0 | 5 | 0 | 109-64 | 2-1 | 0 | 3.74 | - |

INDIVIDUAL GAME-BY-GAME



7 GRANT JAY

JR C/OF // 6-0 225 // R/R
 SEMMES, ALA. // MOBILE CHRISTIAN SCHOOL

| Date | Opponent | Pos | AB | R | H | RBI | 2B | 3B | HR | BB | SB | CS | HBP | SAC | SF | GDP | K | PO | A | E | Avg |
|--------|-----------------------|------|-----|----|----|-----|----|----|----|----|----|----|-----|-----|----|-----|----|-----|----|---|------|
| Feb 14 | NDSU | *c | 4 | 3 | 3 | 1 | 1 | 0 | 0 | 1 | 0 | 0 | 0 | 0 | 0 | 0 | 0 | 14 | 2 | 0 | .750 |
| Feb 15 | NDSU | *c | 3 | 2 | 2 | 0 | 1 | 0 | 0 | 1 | 0 | 0 | 0 | 0 | 0 | 0 | 1 | 10 | 0 | 1 | .714 |
| Feb 16 | NDSU | *dh | 0 | 2 | 0 | 1 | 0 | 0 | 0 | 2 | 1 | 0 | 0 | 0 | 1 | 0 | 0 | 0 | 0 | 0 | .714 |
| Feb 18 | vs UTRGV | *c | 4 | 0 | 2 | 1 | 2 | 0 | 0 | 1 | 0 | 0 | 0 | 0 | 0 | 0 | 1 | 14 | 0 | 0 | .636 |
| Feb 22 | SIUE-1 | *dh | 2 | 2 | 0 | 0 | 0 | 0 | 0 | 0 | 0 | 0 | 2 | 0 | 0 | 0 | 1 | 0 | 0 | 0 | .538 |
| Feb 22 | SIUE-2 | *c | 4 | 2 | 3 | 5 | 0 | 0 | 2 | 0 | 0 | 0 | 0 | 0 | 0 | 0 | 0 | 9 | 1 | 0 | .588 |
| Feb 23 | SIUE | *c | 4 | 2 | 2 | 5 | 0 | 0 | 1 | 0 | 1 | 0 | 0 | 0 | 0 | 0 | 1 | 7 | 2 | 0 | .571 |
| Feb 26 | vs LSU | *c | 4 | 1 | 1 | 1 | 0 | 0 | 1 | 0 | 0 | 0 | 0 | 0 | 0 | 0 | 3 | 7 | 2 | 1 | .520 |
| Feb 28 | at Oral Roberts | *c | 5 | 2 | 2 | 2 | 0 | 0 | 2 | 0 | 0 | 0 | 0 | 0 | 0 | 0 | 1 | 8 | 0 | 0 | .500 |
| Mar 01 | at Oral Roberts | *c | 5 | 1 | 1 | 0 | 0 | 0 | 0 | 0 | 0 | 0 | 0 | 0 | 0 | 0 | 2 | 10 | 2 | 0 | .457 |
| Mar 02 | at Oral Roberts | *c | 5 | 0 | 1 | 1 | 0 | 1 | 0 | 0 | 0 | 0 | 0 | 0 | 0 | 0 | 2 | 6 | 1 | 0 | .425 |
| Mar 04 | OKLAHOMA | *c | 3 | 3 | 2 | 2 | 0 | 0 | 1 | 1 | 1 | 0 | 0 | 0 | 0 | 0 | 1 | 12 | 0 | 0 | .442 |
| Mar 07 | at Louisiana | *c | 3 | 1 | 1 | 0 | 0 | 0 | 0 | 2 | 0 | 0 | 0 | 0 | 0 | 0 | 2 | 4 | 1 | 0 | .435 |
| Mar 08 | at Louisiana | *c | 4 | 1 | 0 | 0 | 0 | 0 | 0 | 0 | 0 | 0 | 1 | 0 | 0 | 0 | 1 | 7 | 2 | 0 | .400 |
| Mar 09 | at Louisiana | *c | 3 | 2 | 1 | 1 | 1 | 0 | 0 | 1 | 0 | 0 | 1 | 0 | 0 | 0 | 1 | 7 | 0 | 0 | .396 |
| Mar 11 | OKLAHOMA STATE | *c | 5 | 1 | 1 | 2 | 0 | 0 | 1 | 0 | 0 | 0 | 0 | 0 | 0 | 0 | 2 | 13 | 0 | 0 | .379 |
| Mar 14 | UTSA | *c | 3 | 1 | 1 | 0 | 0 | 0 | 0 | 1 | 0 | 0 | 0 | 0 | 0 | 1 | 1 | 8 | 0 | 0 | .377 |
| Mar 15 | UTSA | *c | 4 | 2 | 1 | 0 | 1 | 0 | 0 | 1 | 0 | 0 | 0 | 0 | 0 | 0 | 2 | 7 | 1 | 1 | .369 |
| Mar 16 | UTSA | *c | 4 | 1 | 1 | 3 | 1 | 0 | 0 | 1 | 0 | 0 | 0 | 0 | 0 | 0 | 2 | 5 | 1 | 0 | .362 |
| Mar 18 | TCU | *c | 2 | 0 | 0 | 0 | 0 | 0 | 0 | 3 | 0 | 0 | 0 | 0 | 0 | 0 | 1 | 10 | 0 | 0 | .352 |
| Mar 21 | MTSU | *c | 4 | 2 | 3 | 1 | 1 | 0 | 0 | 0 | 1 | 0 | 0 | 1 | 0 | 0 | 1 | 14 | 0 | 0 | .373 |
| Mar 22 | MTSU | *c | 2 | 4 | 1 | 0 | 1 | 0 | 0 | 2 | 1 | 0 | 0 | 0 | 0 | 0 | 0 | 8 | 1 | 0 | .377 |
| Mar 23 | MTSU | *c | 5 | 1 | 2 | 0 | 1 | 0 | 0 | 0 | 0 | 0 | 0 | 0 | 0 | 0 | 2 | 8 | 2 | 0 | .378 |
| Mar 25 | at Abilene Christian | *c | 4 | 0 | 0 | 0 | 0 | 0 | 0 | 1 | 1 | 0 | 0 | 0 | 0 | 0 | 2 | 6 | 0 | 1 | .360 |
| Mar 28 | at NM State | *c | 3 | 2 | 1 | 2 | 0 | 0 | 1 | 0 | 0 | 0 | 2 | 0 | 1 | 0 | 0 | 10 | 0 | 0 | .360 |
| Mar 29 | at NM State | *c | 3 | 2 | 1 | 1 | 0 | 0 | 0 | 3 | 1 | 0 | 0 | 0 | 0 | 1 | 0 | 10 | 0 | 0 | .359 |
| Mar 30 | at NM State | *c | 2 | 1 | 0 | 0 | 0 | 0 | 0 | 2 | 0 | 0 | 0 | 0 | 0 | 0 | 2 | 10 | 0 | 0 | .351 |
| Apr 01 | UTA | *c | 5 | 4 | 4 | 6 | 0 | 0 | 3 | 0 | 1 | 0 | 0 | 0 | 0 | 0 | 0 | 7 | 0 | 1 | .374 |
| Apr 04 | WKU | *c | 3 | 1 | 0 | 0 | 0 | 0 | 0 | 2 | 0 | 0 | 0 | 0 | 0 | 0 | 2 | 9 | 1 | 0 | .363 |
| Apr 05 | WKU | *c | 3 | 0 | 2 | 0 | 0 | 0 | 0 | 0 | 0 | 0 | 0 | 0 | 0 | 0 | 0 | 9 | 4 | 0 | .371 |
| Apr 06 | WKU | *dh | 3 | 1 | 1 | 0 | 1 | 0 | 0 | 0 | 0 | 0 | 1 | 0 | 0 | 0 | 2 | 0 | 0 | 0 | .370 |
| Apr 08 | at Oklahoma | *dh | 5 | 2 | 2 | 1 | 1 | 0 | 1 | 0 | 0 | 0 | 0 | 0 | 0 | 0 | 1 | 0 | 0 | 0 | .372 |
| Apr 11 | at Jacksonville State | *c | 4 | 2 | 2 | 2 | 1 | 0 | 1 | 1 | 0 | 0 | 0 | 0 | 0 | 0 | 1 | 12 | 0 | 1 | .376 |
| Apr 12 | at Jacksonville State | *of | 3 | 1 | 1 | 3 | 0 | 0 | 1 | 1 | 0 | 0 | 1 | 0 | 0 | 0 | 0 | 0 | 0 | 0 | .375 |
| Apr 13 | at Jacksonville State | *c | 4 | 1 | 1 | 1 | 0 | 0 | 0 | 1 | 0 | 0 | 0 | 0 | 0 | 0 | 2 | 7 | 1 | 0 | .371 |
| Apr 15 | at TCU | *c | 6 | 0 | 1 | 1 | 0 | 0 | 0 | 0 | 0 | 0 | 0 | 0 | 0 | 0 | 4 | 12 | 2 | 0 | .362 |
| Apr 17 | SAM HOUSTON | *c | 4 | 1 | 1 | 1 | 0 | 0 | 0 | 0 | 0 | 0 | 0 | 0 | 0 | 0 | 0 | 6 | 0 | 1 | .358 |
| Apr 18 | SAM HOUSTON | *c | 3 | 2 | 2 | 1 | 0 | 0 | 0 | 0 | 0 | 0 | 1 | 0 | 0 | 0 | 0 | 7 | 2 | 0 | .365 |
| Apr 19 | SAM HOUSTON | *c | 5 | 1 | 2 | 2 | 1 | 0 | 1 | 0 | 0 | 0 | 0 | 0 | 0 | 0 | 1 | 10 | 1 | 0 | .366 |
| Totals | | 39gs | 142 | 57 | 52 | 47 | 14 | 1 | 16 | 28 | 8 | 0 | 10 | 0 | 2 | 2 | 45 | 303 | 29 | 7 | .366 |

On base pct. .495 • Slugging pct. .817

INDIVIDUAL GAME-BY-GAME



8 NATHAN HUMPHREYS

SR OF // 6-2 207 // L/R
MIDLOTHIAN, TEXAS // MIDLOTHIAN HS

| Date | Opponent | Pos | AB | R | H | RBI | 2B | 3B | HR | BB | SB | CS | HBP | SAC | SF | GDP | K | PO | A | E | Avg |
|--------|-----------------------|------|-----|----|----|-----|----|----|----|----|----|----|-----|-----|----|-----|----|----|---|---|------|
| Feb 14 | NDSU | *of | 4 | 2 | 2 | 2 | 0 | 0 | 1 | 0 | 0 | 0 | 0 | 0 | 1 | 0 | 1 | 0 | 0 | 0 | .500 |
| Feb 15 | NDSU | *of | 5 | 0 | 1 | 0 | 0 | 0 | 0 | 0 | 0 | 1 | 0 | 0 | 0 | 0 | 3 | 2 | 0 | 0 | .333 |
| Feb 16 | NDSU | *of | 3 | 2 | 1 | 0 | 0 | 0 | 0 | 1 | 1 | 0 | 0 | 0 | 0 | 0 | 1 | 1 | 0 | 0 | .333 |
| Feb 18 | vs UTRGV | *of | 4 | 0 | 1 | 0 | 0 | 0 | 0 | 1 | 0 | 0 | 0 | 0 | 0 | 0 | 0 | 1 | 0 | 0 | .312 |
| Feb 22 | SIUE-1 | *of | 2 | 3 | 2 | 3 | 1 | 0 | 0 | 2 | 0 | 0 | 0 | 0 | 0 | 0 | 0 | 1 | 0 | 0 | .389 |
| Feb 22 | SIUE-2 | *of | 3 | 1 | 1 | 0 | 1 | 0 | 0 | 0 | 0 | 0 | 0 | 1 | 0 | 0 | 0 | 0 | 0 | 0 | .381 |
| Feb 23 | SIUE | *of | 4 | 3 | 2 | 1 | 2 | 0 | 0 | 1 | 0 | 0 | 0 | 0 | 0 | 0 | 1 | 2 | 0 | 0 | .400 |
| Feb 26 | vs LSU | *of | 3 | 0 | 0 | 0 | 0 | 0 | 0 | 1 | 0 | 0 | 0 | 0 | 0 | 0 | 2 | 1 | 0 | 0 | .357 |
| Feb 28 | at Oral Roberts | *of | 5 | 0 | 1 | 0 | 0 | 0 | 0 | 0 | 0 | 0 | 0 | 0 | 0 | 0 | 0 | 5 | 0 | 0 | .333 |
| Mar 01 | at Oral Roberts | *of | 3 | 0 | 2 | 2 | 0 | 0 | 0 | 2 | 1 | 0 | 0 | 0 | 0 | 0 | 0 | 2 | 0 | 0 | .361 |
| Mar 02 | at Oral Roberts | *of | 4 | 2 | 0 | 1 | 0 | 0 | 0 | 1 | 1 | 0 | 0 | 0 | 0 | 0 | 1 | 2 | 0 | 0 | .325 |
| Mar 04 | OKLAHOMA | *of | 4 | 2 | 2 | 0 | 1 | 0 | 0 | 0 | 0 | 0 | 0 | 0 | 0 | 0 | 2 | 0 | 0 | 0 | .341 |
| Mar 07 | at Louisiana | *of | 5 | 1 | 1 | 1 | 1 | 0 | 0 | 0 | 0 | 0 | 0 | 0 | 0 | 0 | 2 | 2 | 0 | 0 | .327 |
| Mar 08 | at Louisiana | *of | 4 | 1 | 0 | 1 | 0 | 0 | 0 | 0 | 0 | 0 | 0 | 0 | 1 | 0 | 0 | 2 | 0 | 0 | .302 |
| Mar 09 | at Louisiana | *of | 5 | 2 | 3 | 1 | 1 | 0 | 1 | 0 | 0 | 0 | 0 | 0 | 0 | 0 | 0 | 5 | 0 | 0 | .328 |
| Mar 11 | OKLAHOMA STATE | *of | 5 | 1 | 1 | 0 | 0 | 0 | 0 | 0 | 0 | 0 | 0 | 0 | 0 | 0 | 1 | 3 | 1 | 0 | .317 |
| Mar 14 | UTSA | *of | 4 | 1 | 2 | 3 | 0 | 0 | 1 | 1 | 0 | 1 | 0 | 0 | 0 | 0 | 0 | 1 | 0 | 0 | .328 |
| Mar 15 | UTSA | *of | 5 | 1 | 2 | 4 | 0 | 1 | 1 | 0 | 0 | 0 | 0 | 0 | 0 | 0 | 1 | 1 | 0 | 0 | .333 |
| Mar 16 | UTSA | *of | 4 | 2 | 1 | 0 | 0 | 0 | 0 | 1 | 0 | 0 | 0 | 0 | 0 | 0 | 1 | 1 | 0 | 0 | .329 |
| Mar 18 | TCU | *of | 4 | 1 | 3 | 2 | 1 | 0 | 1 | 1 | 0 | 0 | 0 | 0 | 0 | 1 | 0 | 4 | 0 | 0 | .350 |
| Mar 21 | MTSU | *of | 3 | 2 | 2 | 3 | 0 | 0 | 0 | 0 | 1 | 0 | 1 | 0 | 1 | 0 | 0 | 0 | 0 | 0 | .361 |
| Mar 22 | MTSU | *of | 3 | 4 | 1 | 1 | 0 | 0 | 0 | 1 | 0 | 0 | 1 | 0 | 0 | 0 | 0 | 0 | 0 | 0 | .360 |
| Mar 23 | MTSU | *of | 5 | 2 | 3 | 2 | 0 | 0 | 1 | 0 | 1 | 0 | 0 | 0 | 0 | 0 | 0 | 0 | 0 | 1 | .374 |
| Mar 25 | at Abilene Christian | *of | 3 | 0 | 0 | 0 | 0 | 0 | 0 | 1 | 0 | 0 | 0 | 0 | 0 | 0 | 0 | 3 | 0 | 0 | .362 |
| Mar 28 | at NM State | *of | 3 | 1 | 1 | 1 | 1 | 0 | 0 | 2 | 0 | 0 | 1 | 0 | 0 | 0 | 0 | 2 | 0 | 0 | .361 |
| Mar 29 | at NM State | *of | 4 | 2 | 2 | 2 | 0 | 0 | 1 | 1 | 1 | 0 | 1 | 0 | 0 | 0 | 1 | 4 | 0 | 0 | .366 |
| Mar 30 | at NM State | *of | 5 | 0 | 1 | 1 | 1 | 0 | 0 | 0 | 0 | 0 | 0 | 0 | 0 | 1 | 1 | 1 | 0 | 0 | .358 |
| Apr 01 | UTA | *of | 3 | 3 | 1 | 1 | 0 | 0 | 1 | 2 | 0 | 0 | 0 | 0 | 0 | 0 | 1 | 1 | 0 | 0 | .358 |
| Apr 04 | WKU | *of | 4 | 1 | 1 | 0 | 0 | 0 | 0 | 1 | 1 | 0 | 0 | 0 | 0 | 0 | 0 | 4 | 0 | 0 | .354 |
| Apr 05 | WKU | *of | 3 | 0 | 0 | 0 | 0 | 0 | 0 | 0 | 0 | 0 | 0 | 0 | 0 | 0 | 0 | 1 | 0 | 0 | .345 |
| Apr 06 | WKU | *of | 4 | 1 | 1 | 3 | 0 | 0 | 1 | 0 | 0 | 0 | 0 | 0 | 0 | 0 | 0 | 1 | 0 | 0 | .342 |
| Apr 08 | at Oklahoma | *of | 4 | 1 | 3 | 3 | 1 | 0 | 0 | 1 | 0 | 1 | 0 | 0 | 0 | 0 | 1 | 5 | 0 | 0 | .355 |
| Apr 11 | at Jacksonville State | *of | 4 | 2 | 2 | 1 | 0 | 0 | 0 | 0 | 1 | 0 | 0 | 0 | 1 | 0 | 0 | 1 | 0 | 0 | .359 |
| Apr 12 | at Jacksonville State | *of | 3 | 1 | 1 | 0 | 0 | 0 | 0 | 1 | 2 | 0 | 0 | 0 | 0 | 1 | 0 | 1 | 0 | 0 | .359 |
| Apr 13 | at Jacksonville State | *of | 4 | 1 | 1 | 2 | 0 | 1 | 0 | 1 | 0 | 0 | 0 | 0 | 0 | 0 | 0 | 0 | 0 | 0 | .356 |
| Apr 15 | at TCU | *of | 5 | 0 | 1 | 1 | 0 | 0 | 0 | 0 | 0 | 0 | 0 | 0 | 0 | 0 | 2 | 3 | 0 | 0 | .350 |
| Apr 17 | SAM HOUSTON | *of | 4 | 2 | 2 | 1 | 0 | 0 | 1 | 0 | 0 | 0 | 0 | 0 | 0 | 0 | 0 | 0 | 0 | 0 | .354 |
| Apr 18 | SAM HOUSTON | *of | 2 | 2 | 1 | 1 | 0 | 0 | 0 | 2 | 0 | 0 | 0 | 0 | 0 | 0 | 0 | 0 | 0 | 0 | .356 |
| Apr 19 | SAM HOUSTON | *of | 5 | 3 | 3 | 5 | 0 | 0 | 3 | 0 | 0 | 0 | 0 | 0 | 0 | 0 | 1 | 0 | 0 | 0 | .364 |
| Totals | | 39gs | 151 | 53 | 55 | 49 | 11 | 2 | 13 | 25 | 10 | 3 | 4 | 1 | 4 | 3 | 23 | 63 | 1 | 1 | .364 |

On base pct. .457 • Slugging pct. .722

INDIVIDUAL GAME-BY-GAME



9 ADAM BERGHULT

JR C/INF // 6-1 206 // R/R
EDINA, MINN. // NORTH IOWA AREA CC

| Date | Opponent | Pos | AB | R | H | RBI | 2B | 3B | HR | BB | SB | CS | HBP | SAC | SF | GDP | K | PO | A | E | Avg |
|--------|-----------------------|-------|----|----|----|-----|----|----|----|----|----|----|-----|-----|----|-----|---|----|---|---|------|
| Feb 14 | NDSU | *dh | 4 | 2 | 2 | 5 | 0 | 0 | 1 | 0 | 0 | 0 | 0 | 0 | 1 | 0 | 2 | 0 | 0 | 0 | .500 |
| Feb 16 | NDSU | *c | 5 | 0 | 0 | 0 | 0 | 0 | 0 | 0 | 0 | 0 | 0 | 0 | 0 | 0 | 0 | 14 | 0 | 0 | .222 |
| Feb 22 | SIUE-1 | *c | 4 | 2 | 1 | 1 | 0 | 0 | 0 | 0 | 0 | 0 | 0 | 0 | 0 | 0 | 0 | 15 | 1 | 0 | .231 |
| Feb 23 | SIUE | ph/c | 1 | 0 | 0 | 0 | 0 | 0 | 0 | 0 | 0 | 0 | 0 | 0 | 0 | 0 | 0 | 2 | 0 | 0 | .214 |
| Feb 26 | vs LSU | ph | 0 | 0 | 0 | 0 | 0 | 0 | 0 | 1 | 0 | 0 | 0 | 0 | 0 | 0 | 0 | 0 | 0 | 0 | .214 |
| Mar 07 | at Louisiana | *dh | 2 | 0 | 0 | 0 | 0 | 0 | 0 | 0 | 0 | 0 | 0 | 0 | 0 | 0 | 0 | 0 | 0 | 0 | .188 |
| Mar 08 | at Louisiana | *dh | 4 | 1 | 1 | 1 | 0 | 0 | 0 | 0 | 0 | 0 | 0 | 0 | 0 | 1 | 0 | 0 | 0 | 0 | .200 |
| Mar 09 | at Louisiana | *dh | 4 | 0 | 0 | 0 | 0 | 0 | 0 | 1 | 0 | 0 | 0 | 0 | 0 | 0 | 0 | 0 | 0 | 0 | .167 |
| Mar 11 | OKLAHOMA STATE | ph/dh | 2 | 0 | 0 | 0 | 0 | 0 | 0 | 0 | 0 | 0 | 0 | 0 | 0 | 0 | 2 | 0 | 0 | 0 | .154 |
| Mar 22 | MTSU | c | 1 | 1 | 1 | 2 | 0 | 0 | 1 | 0 | 0 | 0 | 0 | 0 | 0 | 0 | 0 | 4 | 0 | 0 | .185 |
| Mar 30 | at NM State | ph | 1 | 1 | 1 | 2 | 0 | 0 | 1 | 0 | 0 | 0 | 0 | 0 | 0 | 0 | 0 | 0 | 0 | 0 | .214 |
| Apr 06 | WKU | *c | 4 | 0 | 1 | 0 | 0 | 0 | 0 | 0 | 0 | 0 | 0 | 0 | 0 | 0 | 0 | 7 | 0 | 0 | .219 |
| Apr 08 | at Oklahoma | *c | 5 | 1 | 1 | 1 | 0 | 0 | 1 | 0 | 0 | 0 | 0 | 0 | 0 | 0 | 3 | 10 | 0 | 0 | .216 |
| Apr 12 | at Jacksonville State | *c | 4 | 1 | 1 | 1 | 1 | 0 | 0 | 0 | 0 | 0 | 0 | 0 | 0 | 0 | 0 | 12 | 3 | 0 | .220 |
| Apr 15 | at TCU | 1b | 1 | 0 | 0 | 0 | 0 | 0 | 0 | 0 | 0 | 0 | 0 | 0 | 0 | 0 | 0 | 3 | 0 | 0 | .214 |
| Apr 17 | SAM HOUSTON | *1b/c | 4 | 0 | 0 | 0 | 0 | 0 | 0 | 0 | 0 | 0 | 0 | 0 | 0 | 0 | 1 | 7 | 0 | 0 | .196 |
| Apr 18 | SAM HOUSTON | c | 1 | 1 | 1 | 1 | 0 | 0 | 1 | 0 | 0 | 0 | 0 | 0 | 0 | 0 | 0 | 2 | 0 | 0 | .213 |
| Totals | | 10gs | 47 | 10 | 10 | 14 | 1 | 0 | 5 | 2 | 0 | 0 | 0 | 0 | 1 | 1 | 8 | 76 | 4 | 0 | .213 |

On base pct. .240 • Slugging pct. .553

INDIVIDUAL GAME-BY-GAME



11 JOEY NERAT

JR OF // 5-11 204 // L/R

CAMPBELLSPORT, WIS. // CAMPBELLSPORT HS

| Date | Opponent | Pos | AB | R | H | RBI | 2B | 3B | HR | BB | SB | CS | HBP | SAC | SF | GDP | K | PO | A | E | Avg |
|--------|-----------------------|--------|-----|----|----|-----|----|----|----|----|----|----|-----|-----|----|-----|----|----|---|---|------|
| Feb 15 | NDSU | *of | 4 | 1 | 3 | 3 | 1 | 0 | 0 | 0 | 1 | 0 | 0 | 0 | 0 | 0 | 1 | 2 | 0 | 0 | .750 |
| Feb 16 | NDSU | *of/of | 2 | 2 | 2 | 0 | 2 | 0 | 0 | 0 | 1 | 0 | 2 | 0 | 0 | 0 | 0 | 2 | 0 | 0 | .833 |
| Feb 18 | vs UTRGV | *of | 3 | 0 | 1 | 2 | 0 | 0 | 0 | 1 | 0 | 1 | 0 | 0 | 0 | 0 | 1 | 1 | 0 | 0 | .667 |
| Feb 22 | SIUE-1 | *of/of | 3 | 2 | 2 | 1 | 0 | 0 | 0 | 1 | 1 | 0 | 0 | 0 | 0 | 0 | 0 | 1 | 0 | 0 | .667 |
| Feb 22 | SIUE-2 | *of | 4 | 1 | 1 | 0 | 0 | 0 | 0 | 0 | 0 | 0 | 0 | 0 | 0 | 0 | 1 | 1 | 0 | 0 | .562 |
| Feb 23 | SIUE | *of | 4 | 0 | 0 | 0 | 0 | 0 | 0 | 1 | 0 | 0 | 0 | 0 | 0 | 0 | 1 | 4 | 0 | 0 | .450 |
| Feb 26 | vs LSU | *of | 4 | 1 | 0 | 0 | 0 | 0 | 0 | 0 | 0 | 0 | 0 | 0 | 0 | 0 | 1 | 4 | 0 | 0 | .375 |
| Feb 28 | at Oral Roberts | *of | 5 | 1 | 3 | 1 | 0 | 0 | 1 | 0 | 0 | 0 | 0 | 0 | 0 | 0 | 0 | 1 | 0 | 0 | .414 |
| Mar 01 | at Oral Roberts | *of | 3 | 1 | 1 | 1 | 0 | 0 | 0 | 1 | 1 | 0 | 0 | 0 | 0 | 0 | 0 | 1 | 0 | 0 | .406 |
| Mar 02 | at Oral Roberts | *of | 4 | 1 | 1 | 0 | 1 | 0 | 0 | 0 | 0 | 0 | 0 | 0 | 0 | 0 | 1 | 5 | 0 | 0 | .389 |
| Mar 04 | OKLAHOMA | *of | 3 | 0 | 2 | 0 | 0 | 0 | 0 | 1 | 0 | 0 | 0 | 0 | 0 | 0 | 1 | 0 | 0 | 0 | .410 |
| Mar 07 | at Louisiana | *of | 4 | 0 | 0 | 0 | 0 | 0 | 0 | 0 | 0 | 0 | 0 | 0 | 0 | 0 | 2 | 1 | 0 | 0 | .372 |
| Mar 08 | at Louisiana | *of | 4 | 1 | 1 | 0 | 0 | 0 | 0 | 0 | 0 | 0 | 0 | 0 | 0 | 0 | 1 | 1 | 0 | 0 | .362 |
| Mar 09 | at Louisiana | *of | 4 | 1 | 1 | 1 | 0 | 0 | 1 | 1 | 0 | 0 | 0 | 0 | 0 | 0 | 0 | 0 | 0 | 0 | .353 |
| Mar 11 | OKLAHOMA STATE | *of | 5 | 2 | 1 | 1 | 0 | 0 | 0 | 0 | 2 | 0 | 0 | 0 | 0 | 0 | 1 | 2 | 0 | 0 | .339 |
| Mar 14 | UTSA | *of | 4 | 2 | 2 | 0 | 0 | 0 | 0 | 0 | 1 | 0 | 0 | 0 | 0 | 0 | 0 | 1 | 0 | 0 | .350 |
| Mar 15 | UTSA | *of | 5 | 1 | 0 | 1 | 0 | 0 | 0 | 0 | 0 | 0 | 0 | 0 | 0 | 1 | 2 | 2 | 0 | 0 | .323 |
| Mar 16 | UTSA | *of | 3 | 1 | 0 | 1 | 0 | 0 | 0 | 1 | 2 | 0 | 0 | 0 | 0 | 0 | 1 | 1 | 0 | 0 | .309 |
| Mar 18 | TCU | *of | 5 | 1 | 3 | 1 | 0 | 0 | 1 | 0 | 0 | 0 | 0 | 0 | 0 | 0 | 1 | 2 | 0 | 0 | .329 |
| Mar 21 | MTSU | *of | 4 | 0 | 4 | 2 | 0 | 0 | 0 | 1 | 2 | 0 | 0 | 0 | 0 | 0 | 0 | 0 | 0 | 0 | .364 |
| Mar 22 | MTSU | *of | 3 | 1 | 2 | 4 | 1 | 0 | 0 | 0 | 0 | 0 | 0 | 0 | 0 | 0 | 0 | 0 | 0 | 0 | .375 |
| Mar 23 | MTSU | *of | 3 | 1 | 0 | 0 | 0 | 0 | 0 | 1 | 0 | 0 | 0 | 0 | 0 | 0 | 2 | 1 | 0 | 0 | .361 |
| Mar 25 | at Abilene Christian | *of | 4 | 0 | 0 | 0 | 0 | 0 | 0 | 0 | 0 | 0 | 0 | 0 | 0 | 0 | 1 | 0 | 0 | 0 | .345 |
| Mar 28 | at NM State | *of | 6 | 1 | 1 | 0 | 0 | 0 | 0 | 0 | 1 | 0 | 0 | 0 | 0 | 0 | 3 | 2 | 0 | 0 | .333 |
| Mar 29 | at NM State | *of | 5 | 1 | 0 | 0 | 0 | 0 | 0 | 1 | 0 | 0 | 0 | 0 | 0 | 0 | 2 | 1 | 0 | 0 | .316 |
| Mar 30 | at NM State | *of | 3 | 0 | 0 | 0 | 0 | 0 | 0 | 0 | 0 | 0 | 0 | 0 | 0 | 0 | 2 | 1 | 0 | 0 | .307 |
| Apr 01 | UTA | *of | 4 | 1 | 1 | 0 | 1 | 0 | 0 | 1 | 0 | 0 | 0 | 0 | 0 | 0 | 2 | 1 | 1 | 0 | .305 |
| Apr 08 | at Oklahoma | *of | 4 | 0 | 0 | 0 | 0 | 0 | 0 | 0 | 0 | 0 | 0 | 0 | 0 | 0 | 3 | 1 | 0 | 0 | .294 |
| Apr 13 | at Jacksonville State | *of | 0 | 1 | 0 | 0 | 0 | 0 | 0 | 4 | 0 | 0 | 0 | 0 | 0 | 0 | 0 | 2 | 0 | 0 | .294 |
| Apr 15 | at TCU | *of | 3 | 1 | 0 | 0 | 0 | 0 | 0 | 2 | 0 | 0 | 0 | 0 | 0 | 0 | 3 | 1 | 0 | 0 | .286 |
| Apr 17 | SAM HOUSTON | ph | 1 | 0 | 0 | 0 | 0 | 0 | 0 | 0 | 0 | 0 | 0 | 0 | 0 | 0 | 1 | 0 | 0 | 0 | .283 |
| Apr 18 | SAM HOUSTON | ph/dh | 1 | 0 | 0 | 0 | 0 | 0 | 0 | 0 | 0 | 0 | 0 | 0 | 0 | 0 | 1 | 0 | 0 | 0 | .281 |
| Totals | | 30gs | 114 | 26 | 32 | 19 | 6 | 0 | 3 | 17 | 12 | 1 | 2 | 0 | 0 | 1 | 35 | 42 | 1 | 0 | .281 |

On base pct. .383 • Slugging pct. .412

INDIVIDUAL GAME-BY-GAME



12 LUKE HEEFNER

SR INF // 6-0 184 // L/R
CEDAR HILL, TEXAS // HOMESCHOOL

| Date | Opponent | Pos | AB | R | H | RBI | 2B | 3B | HR | BB | SB | CS | HBP | SAC | SF | GDP | K | PO | A | E | Avg | |
|--------|-----------------------|-----|------|----|----|-----|----|----|----|----|----|----|-----|-----|----|-----|---|----|----|----|------|------|
| Feb 14 | NDSU | *ss | 3 | 0 | 0 | 0 | 0 | 0 | 0 | 1 | 0 | 0 | 0 | 0 | 0 | 0 | 0 | 3 | 2 | 0 | .000 | |
| Feb 15 | NDSU | *ss | 4 | 0 | 0 | 0 | 0 | 0 | 0 | 0 | 0 | 0 | 0 | 0 | 0 | 0 | 2 | 3 | 3 | 0 | .000 | |
| Feb 22 | SIUE-1 | *ss | 3 | 1 | 1 | 1 | 0 | 0 | 0 | 0 | 0 | 0 | 0 | 0 | 0 | 0 | 0 | 0 | 1 | 0 | .100 | |
| Feb 22 | SIUE-2 | *ss | 2 | 1 | 0 | 0 | 0 | 0 | 0 | 0 | 0 | 0 | 1 | 0 | 0 | 0 | 1 | 1 | 3 | 0 | .083 | |
| Feb 23 | SIUE | *ss | 3 | 1 | 1 | 0 | 0 | 0 | 0 | 1 | 0 | 0 | 0 | 0 | 0 | 0 | 0 | 1 | 2 | 0 | .133 | |
| Feb 26 | vs LSU | *ss | 2 | 0 | 0 | 0 | 0 | 0 | 0 | 0 | 0 | 0 | 0 | 0 | 0 | 0 | 1 | 0 | 1 | 1 | .118 | |
| Feb 28 | at Oral Roberts | *ss | 3 | 0 | 0 | 0 | 0 | 0 | 0 | 0 | 0 | 0 | 0 | 0 | 0 | 0 | 2 | 0 | 4 | 1 | .100 | |
| Mar 08 | at Louisiana | *ss | 3 | 1 | 0 | 0 | 0 | 0 | 0 | 1 | 0 | 0 | 0 | 0 | 0 | 0 | 0 | 2 | 4 | 0 | .087 | |
| Mar 09 | at Louisiana | *ss | 4 | 0 | 1 | 0 | 0 | 0 | 0 | 1 | 1 | 0 | 0 | 0 | 0 | 0 | 0 | 5 | 5 | 0 | .111 | |
| Mar 11 | OKLAHOMA STATE | *ss | 4 | 1 | 1 | 3 | 0 | 0 | 1 | 0 | 0 | 0 | 0 | 0 | 1 | 0 | 2 | 0 | 2 | 0 | .129 | |
| Mar 14 | UTSA | *ss | 3 | 1 | 1 | 0 | 0 | 0 | 0 | 1 | 0 | 0 | 0 | 0 | 0 | 1 | 0 | 3 | 2 | 0 | .147 | |
| Mar 15 | UTSA | *ss | 3 | 1 | 1 | 0 | 0 | 0 | 0 | 1 | 0 | 0 | 0 | 0 | 0 | 0 | 2 | 0 | 2 | 0 | .162 | |
| Mar 16 | UTSA | *ss | 3 | 1 | 2 | 1 | 0 | 0 | 0 | 0 | 1 | 0 | 1 | 0 | 0 | 0 | 0 | 0 | 3 | 0 | .200 | |
| Mar 18 | TCU | *ss | 4 | 0 | 0 | 0 | 0 | 0 | 0 | 0 | 0 | 0 | 0 | 0 | 0 | 0 | 1 | 2 | 3 | 0 | .182 | |
| Mar 21 | MTSU | *ss | 3 | 1 | 0 | 0 | 0 | 0 | 0 | 1 | 0 | 0 | 0 | 0 | 0 | 0 | 1 | 0 | 1 | 0 | .170 | |
| Mar 28 | at NM State | *ss | 4 | 3 | 3 | 3 | 1 | 0 | 1 | 0 | 0 | 0 | 1 | 0 | 0 | 0 | 0 | 2 | 2 | 0 | .216 | |
| Mar 29 | at NM State | *ss | 4 | 0 | 2 | 3 | 1 | 0 | 0 | 1 | 0 | 0 | 0 | 0 | 0 | 1 | 1 | 3 | 1 | 0 | .236 | |
| Mar 30 | at NM State | *ss | 4 | 0 | 0 | 0 | 0 | 0 | 0 | 0 | 0 | 0 | 0 | 0 | 0 | 1 | 1 | 0 | 2 | 0 | .220 | |
| Apr 01 | UTA | *ss | 3 | 0 | 0 | 0 | 0 | 0 | 0 | 0 | 0 | 0 | 1 | 0 | 0 | 0 | 1 | 2 | 2 | 0 | .210 | |
| Apr 04 | WKU | *ss | 3 | 0 | 0 | 0 | 0 | 0 | 0 | 0 | 0 | 0 | 0 | 0 | 0 | 0 | 1 | 0 | 1 | 0 | .200 | |
| Apr 05 | WKU | *ss | 2 | 0 | 0 | 0 | 0 | 0 | 0 | 0 | 0 | 0 | 0 | 0 | 0 | 0 | 0 | 1 | 2 | 0 | .194 | |
| Apr 11 | at Jacksonville State | *ss | 3 | 1 | 0 | 0 | 0 | 0 | 0 | 1 | 1 | 0 | 0 | 0 | 0 | 0 | 0 | 1 | 1 | 0 | .186 | |
| Apr 12 | at Jacksonville State | *ss | 2 | 0 | 0 | 0 | 0 | 0 | 0 | 0 | 0 | 0 | 1 | 1 | 0 | 0 | 1 | 0 | 2 | 0 | .181 | |
| Apr 13 | at Jacksonville State | *ss | 3 | 1 | 2 | 3 | 0 | 0 | 0 | 0 | 0 | 0 | 1 | 0 | 0 | 0 | 1 | 0 | 2 | 0 | .200 | |
| Apr 17 | SAM HOUSTON | *ss | 3 | 1 | 1 | 0 | 0 | 0 | 0 | 0 | 0 | 0 | 1 | 0 | 0 | 0 | 1 | 0 | 0 | 0 | .205 | |
| Apr 18 | SAM HOUSTON | *ss | 2 | 2 | 1 | 0 | 0 | 0 | 0 | 1 | 0 | 0 | 0 | 0 | 0 | 0 | 0 | 1 | 1 | 0 | .213 | |
| Apr 19 | SAM HOUSTON | *ss | 4 | 1 | 1 | 1 | 0 | 0 | 0 | 0 | 0 | 0 | 1 | 0 | 0 | 0 | 0 | 1 | 1 | 0 | .214 | |
| Totals | | | 27gs | 84 | 18 | 18 | 15 | 2 | 0 | 2 | 10 | 3 | 0 | 8 | 1 | 1 | 3 | 19 | 31 | 55 | 2 | .214 |

On base pct. .350 • Slugging pct. .310

INDIVIDUAL GAME-BY-GAME



13 LANDON UNDERHILL

R-JR INF // 6-0 198 // L/R
 HURST, TEXAS // MCLENNAN CC

| Date | Opponent | Pos | AB | R | H | RBI | 2B | 3B | HR | BB | SB | CS | HBP | SAC | SF | GDP | K | PO | A | E | Avg |
|--------|-----------------------|--------|----|----|----|-----|----|----|----|----|----|----|-----|-----|----|-----|----|----|---|---|------|
| Feb 15 | NDSU | *dh | 4 | 1 | 1 | 0 | 1 | 0 | 0 | 0 | 0 | 0 | 0 | 0 | 0 | 0 | 1 | 0 | 0 | 0 | .250 |
| Feb 16 | NDSU | *of/of | 5 | 0 | 2 | 3 | 2 | 0 | 0 | 0 | 0 | 0 | 0 | 0 | 0 | 0 | 1 | 3 | 0 | 0 | .333 |
| Feb 18 | vs UTRGV | *dh | 3 | 0 | 0 | 1 | 0 | 0 | 0 | 1 | 0 | 0 | 0 | 0 | 0 | 0 | 2 | 0 | 0 | 0 | .250 |
| Feb 22 | SIUE-1 | *of | 3 | 1 | 1 | 0 | 0 | 0 | 0 | 1 | 0 | 0 | 0 | 0 | 0 | 0 | 0 | 0 | 0 | 0 | .267 |
| Feb 23 | SIUE | *of | 2 | 0 | 0 | 0 | 0 | 0 | 0 | 2 | 0 | 0 | 0 | 0 | 0 | 0 | 0 | 1 | 0 | 0 | .235 |
| Feb 28 | at Oral Roberts | ph | 0 | 1 | 0 | 0 | 0 | 0 | 0 | 1 | 0 | 0 | 0 | 0 | 0 | 0 | 0 | 0 | 0 | 0 | .235 |
| Mar 01 | at Oral Roberts | *of | 3 | 0 | 1 | 1 | 0 | 0 | 0 | 0 | 0 | 0 | 0 | 0 | 0 | 0 | 0 | 2 | 0 | 0 | .250 |
| Mar 07 | at Louisiana | *of | 3 | 1 | 1 | 0 | 0 | 0 | 0 | 1 | 0 | 0 | 0 | 0 | 0 | 0 | 1 | 1 | 0 | 0 | .261 |
| Mar 30 | at NM State | *of | 1 | 1 | 0 | 0 | 0 | 0 | 0 | 1 | 0 | 0 | 0 | 0 | 0 | 0 | 0 | 1 | 0 | 0 | .250 |
| Apr 04 | WKU | *of | 4 | 0 | 1 | 1 | 0 | 0 | 0 | 0 | 0 | 0 | 0 | 0 | 0 | 0 | 2 | 0 | 0 | 0 | .250 |
| Apr 05 | WKU | *of | 3 | 0 | 0 | 0 | 0 | 0 | 0 | 0 | 0 | 0 | 0 | 0 | 0 | 0 | 1 | 0 | 0 | 0 | .226 |
| Apr 13 | at Jacksonville State | *of | 3 | 2 | 1 | 0 | 0 | 0 | 0 | 0 | 0 | 0 | 1 | 0 | 0 | 0 | 0 | 1 | 0 | 0 | .235 |
| Apr 15 | at TCU | ph/of | 0 | 0 | 0 | 0 | 0 | 0 | 0 | 1 | 0 | 0 | 0 | 0 | 0 | 0 | 0 | 0 | 0 | 0 | .235 |
| Apr 17 | SAM HOUSTON | *of | 3 | 2 | 2 | 4 | 0 | 0 | 1 | 1 | 0 | 0 | 0 | 0 | 0 | 0 | 0 | 2 | 0 | 0 | .270 |
| Apr 18 | SAM HOUSTON | *of | 4 | 2 | 2 | 4 | 0 | 0 | 2 | 1 | 0 | 0 | 0 | 0 | 0 | 0 | 2 | 2 | 0 | 0 | .293 |
| Apr 19 | SAM HOUSTON | *of | 4 | 1 | 1 | 1 | 0 | 0 | 1 | 1 | 0 | 0 | 0 | 0 | 0 | 0 | 0 | 1 | 0 | 0 | .289 |
| Totals | | 14gs | 45 | 12 | 13 | 15 | 3 | 0 | 4 | 11 | 0 | 0 | 1 | 0 | 0 | 0 | 10 | 14 | 0 | 0 | .289 |

On base pct. .439 • Slugging pct. .622



15 HUDSON ELLIS

FR INF // 6-0 175 // R/R

ROUND ROCK, TEXAS // ROUND ROCK HS



16 BROOKS SARTAIN

FR INF // 6-1 187 // L/R

FORT WORTH, TEXAS // TRINITY VALLEY SCHOOL

INDIVIDUAL GAME-BY-GAME



17 DILLON HAINES

SR LHP // 5-9 187 // L/L

ST. AUGUSTINE, FLA. // CHIPOLA COLLEGE

| Date | Opponent | GS | IP | H | R | ER | BB | SO | 2B | 3B | HR | WP | BK | HBP | IBB | Score | W-L | Sv | ERA | NP |
|--------|----------------|----|-----|---|---|----|----|----|----|----|----|----|----|-----|-----|-------|-----|----|-------|----|
| Feb 14 | NDSU | | 0.2 | 0 | 0 | 0 | 2 | 1 | 0 | 0 | 0 | 0 | 0 | 1 | 0 | 11-6 | 0-0 | 0 | 0.00 | 22 |
| Feb 26 | vs LSU | | 0.0 | 2 | 1 | 1 | 1 | 0 | 0 | 0 | 0 | 1 | 0 | 0 | 0 | 3-7 | 0-0 | 0 | 13.50 | 11 |
| Mar 09 | at Louisiana | | 0.2 | 1 | 0 | 0 | 0 | 1 | 0 | 0 | 0 | 0 | 0 | 0 | 0 | 8-2 | 0-0 | 0 | 6.75 | 13 |
| Mar 11 | OKLAHOMA STATE | | 2.1 | 1 | 0 | 0 | 0 | 1 | 0 | 0 | 0 | 0 | 0 | 0 | 0 | 8-7 | 0-0 | 0 | 2.45 | 32 |
| Mar 15 | UTSA | | 0.2 | 1 | 2 | 2 | 1 | 1 | 0 | 0 | 0 | 0 | 0 | 1 | 0 | 11-15 | 0-0 | 0 | 6.23 | 20 |
| Totals | | 0 | 4.1 | 5 | 3 | 3 | 4 | 4 | 0 | 0 | 0 | 1 | 0 | 2 | 0 | 41-37 | 0-0 | 0 | 6.23 | - |

INDIVIDUAL GAME-BY-GAME



18 JAKE BENNETT

JR C/OF // 6-2 231 // R/R
LOUISVILLE, KY. // SAN JACINTO COLLEGE

| Date | Opponent | Pos | AB | R | H | RBI | 2B | 3B | HR | BB | SB | CS | HBP | SAC | SF | GDP | K | PO | A | E | Avg |
|--------|-----------------------|-------|----|----|----|-----|----|----|----|----|----|----|-----|-----|----|-----|----|----|---|---|------|
| Feb 16 | NDSU | ph/dh | 1 | 0 | 0 | 0 | 0 | 0 | 0 | 1 | 0 | 0 | 0 | 0 | 0 | 0 | 1 | 0 | 0 | 0 | .000 |
| Feb 18 | vs UTRGV | ph | 1 | 0 | 0 | 0 | 0 | 0 | 0 | 0 | 0 | 0 | 0 | 0 | 0 | 0 | 0 | 0 | 0 | 0 | .000 |
| Feb 22 | SIUE-1 | ph | 1 | 0 | 0 | 0 | 0 | 0 | 0 | 0 | 0 | 0 | 0 | 0 | 0 | 0 | 1 | 0 | 0 | 0 | .000 |
| Feb 22 | SIUE-2 | *dh | 2 | 2 | 2 | 3 | 0 | 0 | 1 | 1 | 0 | 0 | 0 | 0 | 0 | 0 | 0 | 0 | 0 | 0 | .400 |
| Feb 23 | SIUE | *dh | 3 | 0 | 0 | 1 | 0 | 0 | 0 | 1 | 0 | 0 | 0 | 0 | 0 | 0 | 1 | 0 | 0 | 0 | .250 |
| Feb 26 | vs LSU | *dh | 2 | 1 | 1 | 2 | 0 | 0 | 1 | 1 | 0 | 0 | 0 | 0 | 0 | 0 | 0 | 0 | 0 | 0 | .300 |
| Feb 28 | at Oral Roberts | *dh | 4 | 0 | 1 | 0 | 0 | 0 | 0 | 0 | 0 | 0 | 1 | 0 | 0 | 1 | 0 | 0 | 0 | 0 | .286 |
| Mar 01 | at Oral Roberts | *dh | 4 | 1 | 1 | 0 | 1 | 0 | 0 | 0 | 0 | 0 | 0 | 0 | 0 | 0 | 0 | 0 | 0 | 0 | .278 |
| Mar 02 | at Oral Roberts | *dh | 3 | 0 | 0 | 0 | 0 | 0 | 0 | 0 | 0 | 0 | 1 | 0 | 0 | 0 | 0 | 0 | 0 | 0 | .238 |
| Mar 04 | OKLAHOMA | *dh | 2 | 0 | 0 | 0 | 0 | 0 | 0 | 2 | 0 | 0 | 0 | 0 | 0 | 0 | 2 | 0 | 0 | 0 | .217 |
| Mar 07 | at Louisiana | ph/dh | 1 | 0 | 0 | 0 | 0 | 0 | 0 | 1 | 0 | 0 | 0 | 0 | 0 | 0 | 1 | 0 | 0 | 0 | .208 |
| Mar 11 | OKLAHOMA STATE | ph | 1 | 0 | 0 | 1 | 0 | 0 | 0 | 0 | 0 | 0 | 0 | 0 | 0 | 0 | 0 | 0 | 0 | 0 | .200 |
| Mar 14 | UTSA | *dh | 3 | 2 | 1 | 2 | 0 | 0 | 1 | 1 | 0 | 0 | 0 | 0 | 0 | 0 | 1 | 0 | 0 | 0 | .214 |
| Mar 15 | UTSA | *dh | 3 | 1 | 0 | 0 | 0 | 0 | 0 | 1 | 0 | 0 | 0 | 0 | 0 | 0 | 2 | 0 | 0 | 0 | .194 |
| Mar 16 | UTSA | *dh | 3 | 3 | 2 | 4 | 0 | 0 | 2 | 1 | 1 | 0 | 0 | 0 | 0 | 0 | 0 | 0 | 0 | 0 | .235 |
| Mar 18 | TCU | *dh | 5 | 1 | 1 | 1 | 0 | 0 | 1 | 0 | 0 | 0 | 0 | 0 | 0 | 0 | 1 | 0 | 0 | 0 | .231 |
| Mar 21 | MTSU | *dh | 2 | 0 | 0 | 1 | 0 | 0 | 0 | 1 | 0 | 0 | 1 | 0 | 0 | 0 | 0 | 0 | 0 | 0 | .220 |
| Mar 22 | MTSU | *dh | 3 | 3 | 2 | 6 | 0 | 0 | 1 | 0 | 0 | 0 | 0 | 0 | 0 | 0 | 0 | 0 | 0 | 0 | .250 |
| Mar 23 | MTSU | *dh | 3 | 0 | 1 | 0 | 0 | 0 | 0 | 0 | 0 | 0 | 1 | 0 | 0 | 0 | 0 | 0 | 0 | 0 | .255 |
| Mar 25 | at Abilene Christian | *dh | 1 | 0 | 1 | 0 | 0 | 0 | 0 | 0 | 0 | 0 | 0 | 0 | 0 | 0 | 0 | 0 | 0 | 0 | .271 |
| Apr 04 | WKU | ph | 1 | 0 | 0 | 0 | 0 | 0 | 0 | 0 | 0 | 0 | 0 | 0 | 0 | 0 | 1 | 0 | 0 | 0 | .265 |
| Apr 05 | WKU | ph | 1 | 0 | 0 | 0 | 0 | 0 | 0 | 0 | 0 | 0 | 0 | 0 | 1 | 0 | 0 | 0 | 0 | 0 | .260 |
| Apr 11 | at Jacksonville State | *dh | 4 | 0 | 1 | 1 | 0 | 0 | 0 | 0 | 0 | 0 | 0 | 0 | 1 | 0 | 1 | 0 | 0 | 0 | .259 |
| Apr 12 | at Jacksonville State | *dh | 4 | 0 | 0 | 0 | 0 | 0 | 0 | 0 | 0 | 0 | 0 | 0 | 0 | 1 | 2 | 0 | 0 | 0 | .241 |
| Apr 13 | at Jacksonville State | *dh | 3 | 3 | 2 | 3 | 0 | 0 | 2 | 2 | 0 | 0 | 0 | 0 | 0 | 0 | 1 | 0 | 0 | 0 | .262 |
| Apr 15 | at TCU | *dh | 5 | 1 | 1 | 0 | 0 | 0 | 0 | 0 | 0 | 0 | 0 | 0 | 0 | 0 | 1 | 0 | 0 | 0 | .258 |
| Apr 17 | SAM HOUSTON | *dh | 2 | 3 | 1 | 1 | 0 | 0 | 1 | 2 | 0 | 0 | 0 | 0 | 0 | 0 | 0 | 0 | 0 | 0 | .265 |
| Apr 18 | SAM HOUSTON | *dh | 2 | 3 | 1 | 1 | 0 | 0 | 1 | 1 | 0 | 0 | 1 | 0 | 0 | 0 | 0 | 0 | 0 | 0 | .271 |
| Apr 19 | SAM HOUSTON | *dh | 5 | 1 | 1 | 2 | 1 | 0 | 0 | 0 | 0 | 0 | 0 | 0 | 0 | 0 | 1 | 0 | 0 | 0 | .267 |
| Totals | | 22gs | 75 | 25 | 20 | 29 | 2 | 0 | 11 | 16 | 1 | 0 | 5 | 0 | 1 | 3 | 17 | 0 | 0 | 0 | .267 |

On base pct. .423 • Slugging pct. .733

INDIVIDUAL GAME-BY-GAME



19 CHAYTON KRAUSS

SR INF // 6-3 226 // R/R
 COPPELL, TEXAS // GRAYSON COLLEGE

| Date | Opponent | Pos | AB | R | H | RBI | 2B | 3B | HR | BB | SB | CS | HBP | SAC | SF | GDP | K | PO | A | E | Avg |
|--------|-----------------------|--------|-----|----|----|-----|----|----|----|----|----|----|-----|-----|----|-----|----|-----|----|---|------|
| Feb 14 | NDSU | *2b/1b | 4 | 1 | 3 | 3 | 1 | 0 | 0 | 1 | 1 | 0 | 0 | 0 | 0 | 0 | 1 | 1 | 3 | 0 | .750 |
| Feb 15 | NDSU | *2b/1b | 3 | 1 | 1 | 0 | 0 | 0 | 0 | 1 | 0 | 0 | 0 | 0 | 0 | 0 | 1 | 2 | 2 | 0 | .571 |
| Feb 16 | NDSU | *2b/1b | 3 | 0 | 1 | 2 | 0 | 0 | 0 | 1 | 0 | 1 | 0 | 0 | 1 | 0 | 1 | 1 | 2 | 0 | .500 |
| Feb 18 | vs UTRGV | *2b | 3 | 0 | 0 | 1 | 0 | 0 | 0 | 1 | 0 | 0 | 0 | 0 | 0 | 0 | 2 | 0 | 2 | 0 | .385 |
| Feb 22 | SIUE-1 | *2b | 4 | 1 | 1 | 2 | 0 | 0 | 0 | 0 | 0 | 0 | 0 | 0 | 0 | 0 | 0 | 2 | 1 | 0 | .353 |
| Feb 22 | SIUE-2 | *2b | 4 | 0 | 0 | 0 | 0 | 0 | 0 | 0 | 0 | 0 | 0 | 0 | 0 | 0 | 2 | 1 | 1 | 0 | .286 |
| Feb 23 | SIUE | *2b | 5 | 1 | 3 | 1 | 2 | 0 | 0 | 0 | 0 | 0 | 0 | 0 | 0 | 0 | 0 | 0 | 1 | 0 | .346 |
| Feb 26 | vs LSU | *1b | 4 | 0 | 0 | 0 | 0 | 0 | 0 | 0 | 0 | 0 | 0 | 0 | 0 | 0 | 2 | 5 | 0 | 0 | .300 |
| Feb 28 | at Oral Roberts | *1b/2b | 5 | 1 | 3 | 0 | 0 | 0 | 0 | 0 | 0 | 0 | 0 | 0 | 0 | 0 | 0 | 10 | 0 | 0 | .343 |
| Mar 01 | at Oral Roberts | *2b | 5 | 1 | 1 | 0 | 0 | 0 | 0 | 0 | 0 | 0 | 0 | 0 | 0 | 0 | 0 | 2 | 1 | 0 | .325 |
| Mar 02 | at Oral Roberts | *1b | 4 | 0 | 1 | 2 | 0 | 0 | 0 | 0 | 0 | 0 | 0 | 0 | 0 | 0 | 0 | 9 | 0 | 0 | .318 |
| Mar 04 | OKLAHOMA | *1b | 4 | 3 | 3 | 6 | 0 | 0 | 2 | 0 | 0 | 0 | 0 | 0 | 0 | 0 | 1 | 5 | 0 | 0 | .354 |
| Mar 07 | at Louisiana | *2b | 5 | 1 | 3 | 3 | 0 | 0 | 1 | 0 | 1 | 0 | 0 | 0 | 0 | 1 | 0 | 3 | 3 | 0 | .377 |
| Mar 08 | at Louisiana | *1b | 4 | 0 | 1 | 1 | 0 | 0 | 0 | 1 | 0 | 0 | 0 | 0 | 0 | 0 | 1 | 14 | 0 | 0 | .368 |
| Mar 09 | at Louisiana | *1b | 5 | 1 | 1 | 0 | 0 | 0 | 0 | 0 | 0 | 0 | 0 | 0 | 0 | 0 | 2 | 8 | 1 | 0 | .355 |
| Mar 11 | OKLAHOMA STATE | *1b | 5 | 0 | 1 | 0 | 0 | 0 | 0 | 0 | 0 | 0 | 0 | 0 | 0 | 0 | 2 | 10 | 1 | 0 | .343 |
| Mar 14 | UTSA | *1b | 4 | 2 | 2 | 1 | 0 | 0 | 1 | 0 | 0 | 0 | 0 | 0 | 0 | 0 | 0 | 3 | 0 | 1 | .352 |
| Mar 15 | UTSA | *1b | 3 | 2 | 1 | 2 | 0 | 0 | 1 | 1 | 0 | 0 | 1 | 0 | 0 | 0 | 1 | 14 | 0 | 0 | .351 |
| Mar 16 | UTSA | *1b | 4 | 1 | 1 | 2 | 1 | 0 | 0 | 0 | 0 | 0 | 0 | 0 | 0 | 0 | 1 | 13 | 0 | 0 | .346 |
| Mar 18 | TCU | *1b | 5 | 1 | 1 | 1 | 0 | 0 | 1 | 0 | 0 | 0 | 0 | 0 | 0 | 0 | 3 | 7 | 1 | 0 | .337 |
| Mar 21 | MTSU | *1b | 3 | 1 | 1 | 2 | 1 | 0 | 0 | 1 | 0 | 0 | 0 | 0 | 1 | 0 | 1 | 5 | 0 | 0 | .337 |
| Mar 22 | MTSU | *1b | 4 | 3 | 2 | 1 | 0 | 0 | 0 | 1 | 1 | 0 | 0 | 0 | 0 | 0 | 2 | 6 | 0 | 0 | .344 |
| Mar 23 | MTSU | *1b | 3 | 0 | 1 | 1 | 1 | 0 | 0 | 1 | 0 | 0 | 0 | 0 | 1 | 0 | 0 | 6 | 1 | 0 | .344 |
| Mar 25 | at Abilene Christian | *1b | 4 | 0 | 0 | 0 | 0 | 0 | 0 | 0 | 0 | 0 | 0 | 0 | 0 | 0 | 1 | 5 | 1 | 0 | .330 |
| Mar 28 | at NM State | *1b | 6 | 1 | 3 | 5 | 0 | 0 | 1 | 0 | 0 | 0 | 0 | 0 | 0 | 1 | 1 | 8 | 1 | 0 | .340 |
| Mar 29 | at NM State | *1b | 4 | 2 | 1 | 1 | 0 | 0 | 0 | 1 | 0 | 0 | 0 | 0 | 0 | 0 | 2 | 6 | 1 | 0 | .336 |
| Mar 30 | at NM State | *1b | 4 | 0 | 1 | 0 | 0 | 0 | 0 | 0 | 0 | 0 | 0 | 0 | 0 | 0 | 2 | 8 | 0 | 0 | .333 |
| Apr 01 | UTA | *1b | 5 | 3 | 3 | 2 | 1 | 0 | 1 | 0 | 1 | 0 | 0 | 0 | 0 | 0 | 1 | 7 | 0 | 0 | .345 |
| Apr 04 | WKU | *1b | 3 | 1 | 2 | 2 | 1 | 0 | 0 | 1 | 1 | 0 | 0 | 0 | 0 | 0 | 0 | 11 | 1 | 0 | .353 |
| Apr 05 | WKU | *1b | 3 | 0 | 1 | 0 | 1 | 0 | 0 | 0 | 0 | 0 | 0 | 0 | 0 | 0 | 1 | 8 | 1 | 0 | .352 |
| Apr 06 | WKU | *1b | 3 | 1 | 2 | 1 | 1 | 0 | 0 | 0 | 0 | 0 | 0 | 0 | 1 | 0 | 0 | 11 | 0 | 0 | .360 |
| Apr 08 | at Oklahoma | *1b | 4 | 1 | 1 | 2 | 0 | 0 | 1 | 1 | 0 | 0 | 0 | 0 | 0 | 0 | 1 | 8 | 0 | 0 | .357 |
| Apr 11 | at Jacksonville State | *1b | 5 | 1 | 1 | 1 | 1 | 0 | 0 | 0 | 0 | 0 | 0 | 0 | 0 | 0 | 2 | 4 | 0 | 0 | .351 |
| Apr 12 | at Jacksonville State | *1b | 4 | 0 | 1 | 1 | 0 | 0 | 0 | 0 | 0 | 0 | 0 | 0 | 0 | 0 | 1 | 12 | 0 | 0 | .348 |
| Apr 13 | at Jacksonville State | *1b | 5 | 2 | 3 | 0 | 0 | 0 | 0 | 0 | 0 | 0 | 0 | 0 | 0 | 0 | 0 | 9 | 1 | 0 | .357 |
| Apr 15 | at TCU | *1b | 3 | 0 | 1 | 0 | 1 | 0 | 0 | 1 | 0 | 0 | 0 | 0 | 0 | 0 | 0 | 3 | 1 | 0 | .356 |
| Apr 18 | SAM HOUSTON | *1b | 3 | 2 | 2 | 6 | 1 | 0 | 1 | 0 | 0 | 0 | 0 | 0 | 1 | 0 | 1 | 4 | 0 | 0 | .362 |
| Apr 19 | SAM HOUSTON | *1b | 4 | 1 | 1 | 0 | 0 | 0 | 0 | 1 | 0 | 0 | 0 | 0 | 0 | 0 | 1 | 10 | 0 | 0 | .359 |
| Totals | | 38gs | 153 | 36 | 55 | 52 | 13 | 0 | 10 | 14 | 5 | 1 | 1 | 0 | 5 | 2 | 37 | 241 | 27 | 1 | .359 |

On base pct. .405 • Slugging pct. .641



20 DAVID HEEFNER

**R-FR RHP // 6-3 211 // R/R
CEDAR HILL, TEXAS // HOMESCHOOL**

INDIVIDUAL GAME-BY-GAME



24 TOM POOLE

SR UTL // 6-2 211 // L/R

CALGARY, ALBERTA, CANADA // CLOUD COUNTY CC

| Date | Opponent | Pos | AB | R | H | RBI | 2B | 3B | HR | BB | SB | CS | HBP | SAC | SF | GDP | K | PO | A | E | Avg |
|--------|-----------------------|--------|-----|----|----|-----|----|----|----|----|----|----|-----|-----|----|-----|----|----|---|---|------|
| Feb 14 | NDSU | *1b | 5 | 3 | 3 | 0 | 3 | 0 | 0 | 0 | 1 | 0 | 0 | 0 | 0 | 0 | 0 | 7 | 0 | 0 | .600 |
| Feb 15 | NDSU | *1b | 4 | 0 | 0 | 0 | 0 | 0 | 0 | 0 | 0 | 0 | 0 | 0 | 0 | 0 | 1 | 6 | 0 | 0 | .333 |
| Feb 16 | NDSU | *1b | 2 | 3 | 1 | 1 | 0 | 0 | 0 | 2 | 3 | 0 | 0 | 0 | 0 | 0 | 1 | 5 | 0 | 0 | .364 |
| Feb 18 | vs UTRGV | *1b | 4 | 4 | 3 | 0 | 1 | 0 | 0 | 1 | 0 | 0 | 0 | 0 | 0 | 0 | 0 | 8 | 0 | 0 | .467 |
| Feb 22 | SIUE-1 | *1b | 5 | 2 | 3 | 3 | 0 | 0 | 1 | 0 | 0 | 0 | 0 | 0 | 0 | 0 | 1 | 2 | 0 | 0 | .500 |
| Feb 22 | SIUE-2 | *1b | 1 | 2 | 1 | 1 | 0 | 0 | 0 | 3 | 0 | 0 | 0 | 0 | 0 | 0 | 0 | 8 | 0 | 0 | .524 |
| Feb 23 | SIUE | *1b | 3 | 1 | 1 | 1 | 0 | 0 | 0 | 2 | 0 | 0 | 0 | 0 | 0 | 0 | 0 | 9 | 0 | 0 | .500 |
| Feb 26 | vs LSU | *of | 4 | 0 | 0 | 0 | 0 | 0 | 0 | 0 | 0 | 0 | 0 | 0 | 0 | 0 | 3 | 3 | 0 | 0 | .429 |
| Feb 28 | at Oral Roberts | *of/1b | 5 | 1 | 2 | 2 | 1 | 0 | 1 | 0 | 0 | 0 | 0 | 0 | 0 | 0 | 2 | 0 | 0 | 0 | .424 |
| Mar 01 | at Oral Roberts | *1b | 5 | 0 | 0 | 0 | 0 | 0 | 0 | 0 | 0 | 0 | 0 | 0 | 0 | 0 | 2 | 8 | 0 | 0 | .368 |
| Mar 02 | at Oral Roberts | *of | 3 | 0 | 0 | 0 | 0 | 0 | 0 | 2 | 0 | 0 | 0 | 0 | 0 | 0 | 1 | 1 | 0 | 0 | .341 |
| Mar 04 | OKLAHOMA | *of | 3 | 2 | 1 | 1 | 0 | 0 | 0 | 1 | 1 | 0 | 0 | 0 | 0 | 0 | 1 | 1 | 0 | 0 | .341 |
| Mar 07 | at Louisiana | *1b | 3 | 1 | 0 | 0 | 0 | 0 | 0 | 1 | 0 | 0 | 1 | 0 | 0 | 0 | 0 | 11 | 2 | 0 | .319 |
| Mar 08 | at Louisiana | *of | 4 | 2 | 2 | 0 | 1 | 0 | 0 | 0 | 1 | 0 | 1 | 0 | 0 | 0 | 1 | 0 | 0 | 0 | .333 |
| Mar 09 | at Louisiana | *of | 4 | 2 | 3 | 4 | 1 | 0 | 1 | 1 | 0 | 0 | 0 | 0 | 1 | 0 | 1 | 1 | 0 | 0 | .364 |
| Mar 11 | OKLAHOMA STATE | *of | 3 | 2 | 2 | 1 | 0 | 0 | 1 | 2 | 1 | 0 | 0 | 0 | 0 | 0 | 1 | 2 | 0 | 0 | .379 |
| Mar 14 | UTSA | *of | 3 | 2 | 1 | 1 | 0 | 0 | 1 | 1 | 1 | 0 | 0 | 0 | 0 | 0 | 0 | 2 | 0 | 0 | .377 |
| Mar 15 | UTSA | *of | 5 | 2 | 2 | 2 | 0 | 0 | 1 | 0 | 0 | 0 | 0 | 0 | 0 | 0 | 0 | 0 | 0 | 0 | .379 |
| Mar 16 | UTSA | *of | 3 | 2 | 1 | 1 | 0 | 0 | 0 | 0 | 0 | 0 | 1 | 0 | 0 | 0 | 1 | 1 | 0 | 0 | .377 |
| Mar 18 | TCU | *of | 3 | 1 | 2 | 0 | 1 | 0 | 0 | 2 | 0 | 0 | 0 | 0 | 0 | 0 | 1 | 1 | 0 | 0 | .389 |
| Mar 21 | MTSU | *of | 3 | 2 | 0 | 0 | 0 | 0 | 0 | 2 | 0 | 0 | 0 | 0 | 0 | 0 | 1 | 2 | 0 | 0 | .373 |
| Mar 22 | MTSU | *of | 1 | 3 | 1 | 2 | 0 | 0 | 1 | 3 | 0 | 0 | 1 | 0 | 0 | 0 | 0 | 2 | 0 | 0 | .382 |
| Mar 23 | MTSU | *of | 5 | 1 | 1 | 0 | 0 | 0 | 0 | 0 | 0 | 0 | 0 | 0 | 1 | 0 | 0 | 1 | 0 | 0 | .370 |
| Mar 25 | at Abilene Christian | *of | 5 | 0 | 2 | 1 | 0 | 0 | 0 | 0 | 0 | 0 | 0 | 0 | 0 | 0 | 2 | 2 | 0 | 0 | .372 |
| Mar 28 | at NM State | *of | 4 | 1 | 2 | 0 | 2 | 0 | 0 | 1 | 0 | 0 | 0 | 0 | 0 | 0 | 1 | 0 | 0 | 2 | .378 |
| Mar 29 | at NM State | of | 0 | 0 | 0 | 0 | 0 | 0 | 0 | 1 | 0 | 0 | 0 | 0 | 0 | 0 | 0 | 0 | 0 | 0 | .378 |
| Mar 30 | at NM State | 3b | 1 | 0 | 0 | 0 | 0 | 0 | 0 | 0 | 0 | 0 | 0 | 0 | 0 | 0 | 0 | 0 | 0 | 0 | .374 |
| Apr 04 | WKU | *dh | 5 | 0 | 0 | 0 | 0 | 0 | 0 | 0 | 0 | 0 | 0 | 0 | 0 | 0 | 1 | 0 | 0 | 0 | .354 |
| Apr 05 | WKU | *dh | 3 | 0 | 1 | 0 | 0 | 0 | 0 | 0 | 0 | 0 | 0 | 0 | 0 | 0 | 0 | 0 | 0 | 0 | .354 |
| Apr 06 | WKU | *of/of | 1 | 2 | 1 | 0 | 0 | 0 | 0 | 3 | 0 | 0 | 0 | 0 | 0 | 0 | 0 | 2 | 0 | 0 | .360 |
| Apr 08 | at Oklahoma | *of | 4 | 2 | 2 | 0 | 1 | 0 | 0 | 1 | 0 | 0 | 0 | 0 | 0 | 0 | 1 | 0 | 0 | 0 | .365 |
| Apr 11 | at Jacksonville State | *of | 1 | 0 | 0 | 0 | 0 | 0 | 0 | 0 | 0 | 0 | 0 | 0 | 0 | 0 | 1 | 0 | 0 | 0 | .362 |
| Totals | | 30gs | 105 | 43 | 38 | 21 | 11 | 0 | 7 | 29 | 8 | 0 | 4 | 0 | 0 | 2 | 23 | 85 | 2 | 2 | .362 |

On base pct. .514 • Slugging pct. .667

INDIVIDUAL GAME-BY-GAME



25 TYLER SCHOTT

SR LHP // 6-0 206 // R/L
FLOWER MOUND, TEXAS // MARCUS HS

| Date | Opponent | GS | IP | H | R | ER | BB | SO | 2B | 3B | HR | WP | BK | HBP | IBB | Score | W-L | Sv | ERA | NP |
|--------|-----------------------|----|------|---|---|----|----|----|----|----|----|----|----|-----|-----|-------|-----|----|------|----|
| Feb 16 | NDSU | | 1.0 | 1 | 0 | 0 | 0 | 1 | 0 | 0 | 0 | 1 | 0 | 0 | 0 | 11-1 | 0-0 | 0 | 0.00 | 12 |
| Mar 08 | at Louisiana | | 0.2 | 0 | 0 | 0 | 0 | 1 | 0 | 0 | 0 | 0 | 0 | 1 | 0 | 10-6 | 0-0 | 0 | 0.00 | 9 |
| Mar 09 | at Louisiana | | 1.0 | 1 | 0 | 0 | 0 | 1 | 0 | 0 | 0 | 0 | 0 | 0 | 0 | 8-2 | 0-0 | 0 | 0.00 | 13 |
| Mar 11 | OKLAHOMA STATE | | 1.2 | 2 | 0 | 0 | 0 | 3 | 0 | 0 | 0 | 0 | 0 | 0 | 0 | 8-7 | 0-0 | 0 | 0.00 | 23 |
| Mar 15 | UTSA | | 0.0 | 1 | 2 | 1 | 1 | 0 | 0 | 0 | 1 | 0 | 0 | 1 | 0 | 11-15 | 0-0 | 0 | 2.08 | 8 |
| Mar 18 | TCU | | 1.0 | 3 | 1 | 1 | 0 | 3 | 2 | 0 | 0 | 0 | 0 | 0 | 0 | 5-8 | 0-0 | 0 | 3.38 | 26 |
| Mar 23 | MTSU | | 0.2 | 0 | 0 | 0 | 0 | 0 | 0 | 0 | 0 | 0 | 0 | 0 | 0 | 6-12 | 0-0 | 0 | 3.00 | 12 |
| Mar 25 | at Abilene Christian | | 1.0 | 0 | 0 | 0 | 0 | 2 | 0 | 0 | 0 | 0 | 0 | 0 | 0 | 1-7 | 0-0 | 0 | 2.57 | 11 |
| Mar 30 | at NM State | | 1.0 | 1 | 0 | 0 | 0 | 2 | 0 | 0 | 0 | 0 | 0 | 0 | 0 | 3-4 | 0-0 | 0 | 2.25 | 16 |
| Apr 06 | WKU | | 0.1 | 0 | 0 | 0 | 0 | 0 | 0 | 0 | 0 | 0 | 0 | 0 | 0 | 5-1 | 0-0 | 0 | 2.16 | 5 |
| Apr 12 | at Jacksonville State | | 0.1 | 0 | 0 | 0 | 0 | 0 | 0 | 0 | 0 | 0 | 0 | 0 | 0 | 7-4 | 0-0 | 0 | 2.08 | 6 |
| Apr 15 | at TCU | | 1.2 | 0 | 1 | 1 | 1 | 1 | 0 | 0 | 0 | 0 | 0 | 0 | 0 | 6-5 | 0-0 | 0 | 2.61 | 24 |
| Apr 19 | SAM HOUSTON | | 1.0 | 0 | 0 | 0 | 1 | 2 | 0 | 0 | 0 | 0 | 0 | 0 | 0 | 14-4 | 0-0 | 0 | 2.38 | 19 |
| Totals | | 0 | 11.1 | 9 | 4 | 3 | 3 | 16 | 2 | 0 | 1 | 1 | 0 | 2 | 0 | 95-76 | 0-0 | 0 | 2.38 | - |

INDIVIDUAL GAME-BY-GAME



26 MASON PETERS

JR LHP // 5-11 175 // L/L
WACO, TEXAS // TEMPLE COLLEGE

| Date | Opponent | GS | IP | H | R | ER | BB | SO | 2B | 3B | HR | WP | BK | HBP | IBB | Score | W-L | Sv | ERA | NP |
|--------|-----------------------|----|------|----|----|----|----|----|----|----|----|----|----|-----|-----|-------|-----|----|-------|----|
| Feb 15 | NDSU | | 2.0 | 0 | 0 | 0 | 2 | 1 | 0 | 0 | 0 | 0 | 0 | 0 | 0 | 5-2 | 0-0 | 1 | 0.00 | 33 |
| Feb 18 | vs UTRGV | | 1.0 | 4 | 6 | 5 | 1 | 3 | 0 | 0 | 0 | 0 | 0 | 1 | 0 | 5-15 | 0-1 | 1 | 15.00 | 40 |
| Feb 23 | SIUE | | 1.0 | 1 | 0 | 0 | 0 | 2 | 1 | 0 | 0 | 0 | 0 | 0 | 0 | 10-2 | 0-1 | 1 | 11.25 | 14 |
| Feb 26 | vs LSU | | 2.0 | 1 | 0 | 0 | 3 | 0 | 0 | 0 | 0 | 1 | 0 | 1 | 0 | 3-7 | 0-1 | 1 | 7.50 | 38 |
| Mar 01 | at Oral Roberts | | 1.2 | 2 | 0 | 0 | 0 | 2 | 0 | 0 | 0 | 0 | 0 | 0 | 0 | 6-1 | 0-1 | 2 | 5.87 | 30 |
| Mar 04 | OKLAHOMA | | 2.0 | 1 | 0 | 0 | 0 | 5 | 0 | 0 | 0 | 0 | 0 | 0 | 0 | 11-0 | 0-1 | 2 | 4.66 | 29 |
| Mar 07 | at Louisiana | | 2.0 | 2 | 0 | 0 | 0 | 1 | 1 | 0 | 0 | 0 | 0 | 0 | 0 | 5-6 | 0-1 | 2 | 3.86 | 32 |
| Mar 11 | OKLAHOMA STATE | | 2.1 | 1 | 0 | 0 | 1 | 4 | 1 | 0 | 0 | 0 | 0 | 0 | 0 | 8-7 | 0-1 | 2 | 3.21 | 42 |
| Mar 18 | TCU | | 0.1 | 2 | 3 | 3 | 0 | 0 | 0 | 0 | 1 | 1 | 0 | 1 | 0 | 5-8 | 0-1 | 2 | 5.02 | 19 |
| Mar 29 | at NM State | | 1.0 | 0 | 0 | 0 | 0 | 3 | 0 | 0 | 0 | 0 | 0 | 0 | 0 | 16-13 | 0-1 | 3 | 4.70 | 12 |
| Mar 30 | at NM State | | 0.1 | 0 | 0 | 0 | 1 | 0 | 0 | 0 | 0 | 0 | 0 | 0 | 1 | 3-4 | 0-1 | 3 | 4.60 | 3 |
| Apr 06 | WKU | | 1.1 | 0 | 0 | 0 | 0 | 1 | 0 | 0 | 0 | 0 | 0 | 0 | 0 | 5-1 | 0-1 | 3 | 4.24 | 15 |
| Apr 12 | at Jacksonville State | | 1.2 | 1 | 0 | 0 | 0 | 4 | 0 | 0 | 0 | 0 | 0 | 1 | 0 | 7-4 | 0-1 | 4 | 3.86 | 31 |
| Apr 15 | at TCU | | 1.1 | 1 | 1 | 1 | 2 | 2 | 1 | 0 | 0 | 0 | 0 | 0 | 0 | 6-5 | 1-1 | 4 | 4.05 | 38 |
| Totals | | 0 | 20.0 | 16 | 10 | 9 | 10 | 28 | 4 | 0 | 1 | 2 | 0 | 4 | 1 | 95-75 | 1-1 | 4 | 4.05 | - |

INDIVIDUAL GAME-BY-GAME



27 MICAH BUCKNAM

JR RHP // 6-1 212 // R/R

ABBOTSFORD, BRITISH COLUMBIA, CANADA // LSU

| Date | Opponent | GS | IP | H | R | ER | BB | SO | 2B | 3B | HR | WP | BK | HBP | IBB | Score | W-L | Sv | ERA | NP |
|--------|-----------------------|----|------|----|----|----|----|----|----|----|----|----|----|-----|-----|--------|-----|----|------|----|
| Feb 14 | NDSU | * | 4.1 | 4 | 3 | 3 | 3 | 7 | 2 | 0 | 0 | 0 | 0 | 1 | 0 | 11-6 | 0-0 | 0 | 6.23 | 89 |
| Feb 22 | SIUE-1 | * | 5.0 | 3 | 2 | 2 | 2 | 10 | 1 | 0 | 0 | 0 | 0 | 0 | 0 | 14-2 | 1-0 | 0 | 4.82 | 87 |
| Feb 28 | at Oral Roberts | * | 6.0 | 7 | 6 | 5 | 0 | 7 | 1 | 0 | 2 | 1 | 0 | 0 | 0 | 6-7 | 1-0 | 0 | 5.87 | 83 |
| Mar 07 | at Louisiana | * | 6.0 | 5 | 3 | 3 | 3 | 3 | 0 | 0 | 0 | 0 | 0 | 0 | 0 | 5-6 | 1-0 | 0 | 5.48 | 87 |
| Mar 14 | UTSA | * | 7.0 | 6 | 3 | 2 | 2 | 8 | 2 | 0 | 1 | 0 | 0 | 2 | 0 | 14-3 | 2-0 | 0 | 4.76 | 79 |
| Mar 21 | MTSU | * | 7.0 | 3 | 0 | 0 | 1 | 14 | 1 | 0 | 0 | 0 | 0 | 0 | 0 | 10-0 | 3-0 | 0 | 3.82 | 83 |
| Mar 28 | at NM State | * | 5.0 | 6 | 5 | 2 | 3 | 4 | 0 | 1 | 0 | 0 | 0 | 3 | 0 | 14-7 | 4-0 | 0 | 3.79 | 93 |
| Apr 04 | WKU | * | 6.0 | 5 | 4 | 4 | 3 | 8 | 0 | 0 | 1 | 2 | 0 | 0 | 0 | 3-4 | 4-1 | 0 | 4.08 | 96 |
| Apr 11 | at Jacksonville State | * | 5.2 | 3 | 0 | 0 | 3 | 9 | 0 | 0 | 0 | 0 | 0 | 1 | 0 | 8-1 | 5-1 | 0 | 3.63 | 99 |
| Apr 17 | SAM HOUSTON | * | 4.0 | 4 | 0 | 0 | 1 | 6 | 1 | 0 | 0 | 0 | 0 | 1 | 0 | 17-4 | 6-1 | 0 | 3.38 | 79 |
| Totals | | 10 | 56.0 | 46 | 26 | 21 | 21 | 76 | 8 | 1 | 4 | 3 | 0 | 8 | 0 | 102-40 | 6-1 | 0 | 3.38 | - |



28 BRYAN WILLIAMS JR.

FR OF // 5-10 176 // R/R

MIDWEST CITY, OKLA. // MIDWEST CITY HS

INDIVIDUAL GAME-BY-GAME



29 BEN TRYON

SO UTL // 6-0 212 // L/R
SOUTHLAKE, TEXAS // CARROLL HS

| Date | Opponent | Pos | AB | R | H | RBI | 2B | 3B | HR | BB | SB | CS | HBP | SAC | SF | GDP | K | PO | A | E | Avg |
|--------|-----------------------|-------|----|---|----|-----|----|----|----|----|----|----|-----|-----|----|-----|---|----|---|---|------|
| Feb 14 | NDSU | *of | 4 | 0 | 0 | 0 | 0 | 0 | 0 | 1 | 0 | 1 | 0 | 0 | 0 | 0 | 1 | 0 | 0 | 1 | .000 |
| Feb 16 | NDSU | of | 1 | 0 | 0 | 1 | 0 | 0 | 0 | 0 | 0 | 0 | 0 | 0 | 0 | 0 | 0 | 0 | 0 | 0 | .000 |
| Feb 22 | SIUE-1 | ph | 0 | 0 | 0 | 0 | 0 | 0 | 0 | 1 | 0 | 0 | 0 | 0 | 0 | 0 | 0 | 0 | 0 | 0 | .000 |
| Feb 22 | SIUE-2 | *of | 3 | 1 | 1 | 0 | 0 | 0 | 0 | 0 | 0 | 0 | 0 | 0 | 0 | 0 | 2 | 0 | 0 | 0 | .125 |
| Feb 23 | SIUE | ph | 1 | 0 | 0 | 0 | 0 | 0 | 0 | 0 | 0 | 0 | 0 | 0 | 0 | 0 | 1 | 0 | 0 | 0 | .111 |
| Feb 28 | at Oral Roberts | ph | 1 | 0 | 0 | 0 | 0 | 0 | 0 | 0 | 0 | 0 | 0 | 0 | 0 | 0 | 0 | 0 | 0 | 0 | .100 |
| Mar 01 | at Oral Roberts | ph | 0 | 0 | 0 | 0 | 0 | 0 | 0 | 1 | 0 | 0 | 0 | 0 | 0 | 0 | 0 | 0 | 0 | 0 | .100 |
| Mar 09 | at Louisiana | ph | 0 | 0 | 0 | 0 | 0 | 0 | 0 | 0 | 0 | 0 | 1 | 0 | 0 | 0 | 0 | 0 | 0 | 0 | .100 |
| Mar 11 | OKLAHOMA STATE | *dh | 1 | 0 | 0 | 0 | 0 | 0 | 0 | 0 | 0 | 0 | 0 | 0 | 0 | 0 | 0 | 0 | 0 | 0 | .091 |
| Mar 22 | MTSU | ph/dh | 2 | 0 | 0 | 1 | 0 | 0 | 0 | 0 | 0 | 0 | 0 | 0 | 0 | 0 | 1 | 0 | 0 | 0 | .077 |
| Mar 25 | at Abilene Christian | pr | 2 | 0 | 0 | 0 | 0 | 0 | 0 | 1 | 0 | 0 | 0 | 0 | 0 | 0 | 1 | 0 | 0 | 0 | .067 |
| Mar 29 | at NM State | ph/of | 1 | 0 | 0 | 0 | 0 | 0 | 0 | 0 | 0 | 0 | 0 | 0 | 0 | 0 | 0 | 0 | 0 | 0 | .062 |
| Apr 06 | WKU | *of | 3 | 0 | 0 | 0 | 0 | 0 | 0 | 0 | 0 | 0 | 0 | 0 | 0 | 0 | 0 | 0 | 0 | 0 | .053 |
| Apr 12 | at Jacksonville State | ph | 0 | 1 | 0 | 0 | 0 | 0 | 0 | 1 | 0 | 0 | 0 | 0 | 0 | 0 | 0 | 0 | 0 | 0 | .053 |
| Apr 15 | at TCU | *of | 3 | 1 | 1 | 0 | 0 | 0 | 0 | 1 | 0 | 0 | 0 | 0 | 0 | 0 | 0 | 1 | 0 | 0 | .091 |
| Apr 17 | SAM HOUSTON | *of | 4 | 3 | 4 | 4 | 4 | 0 | 0 | 0 | 0 | 0 | 0 | 0 | 0 | 0 | 0 | 2 | 0 | 0 | .231 |
| Apr 18 | SAM HOUSTON | *of | 4 | 0 | 1 | 1 | 0 | 0 | 0 | 0 | 1 | 0 | 0 | 0 | 1 | 0 | 2 | 0 | 0 | 0 | .233 |
| Apr 19 | SAM HOUSTON | *of | 3 | 1 | 3 | 0 | 1 | 0 | 0 | 0 | 0 | 0 | 2 | 0 | 0 | 0 | 0 | 1 | 0 | 0 | .303 |
| Totals | | 8gs | 33 | 7 | 10 | 7 | 5 | 0 | 0 | 6 | 1 | 1 | 3 | 0 | 1 | 0 | 8 | 4 | 0 | 1 | .303 |

On base pct. .442 • Slugging pct. .455

INDIVIDUAL GAME-BY-GAME



30 ASHTON BRANSON

JR RHP // 5-11 180 // R/R
LITTLE ROCK, ARK. // CROWDER COLLEGE

| Date | Opponent | GS | IP | H | R | ER | BB | SO | 2B | 3B | HR | WP | BK | HBP | IBB | Score | W-L | Sv | ERA | NP |
|--------|-----------------------|----|------|----|----|----|----|----|----|----|----|----|----|-----|-----|--------|-----|----|------|----|
| Feb 16 | NDSU | | 1.0 | 0 | 0 | 0 | 0 | 3 | 0 | 0 | 0 | 0 | 0 | 0 | 0 | 11-1 | 0-0 | 0 | 0.00 | 19 |
| Feb 22 | SIUE-1 | | 2.0 | 1 | 0 | 0 | 0 | 5 | 0 | 0 | 0 | 0 | 0 | 0 | 0 | 14-2 | 0-0 | 0 | 0.00 | 34 |
| Feb 26 | vs LSU | | 2.0 | 1 | 0 | 0 | 1 | 2 | 0 | 0 | 0 | 0 | 0 | 0 | 0 | 3-7 | 0-0 | 0 | 0.00 | 24 |
| Mar 08 | at Louisiana | | 2.2 | 1 | 1 | 1 | 0 | 2 | 0 | 0 | 0 | 1 | 0 | 1 | 0 | 10-6 | 0-0 | 1 | 1.17 | 35 |
| Mar 11 | OKLAHOMA STATE | | 0.1 | 1 | 2 | 2 | 1 | 1 | 0 | 0 | 1 | 0 | 0 | 1 | 0 | 8-7 | 0-0 | 1 | 3.38 | 14 |
| Mar 18 | TCU | | 0.2 | 0 | 0 | 0 | 0 | 0 | 0 | 0 | 0 | 0 | 0 | 0 | 0 | 5-8 | 0-0 | 1 | 3.12 | 5 |
| Mar 23 | MTSU | | 1.0 | 0 | 0 | 0 | 0 | 1 | 0 | 0 | 0 | 0 | 0 | 1 | 0 | 6-12 | 0-0 | 1 | 2.79 | 8 |
| Mar 25 | at Abilene Christian | | 2.1 | 5 | 3 | 3 | 0 | 1 | 1 | 0 | 0 | 0 | 0 | 0 | 0 | 1-7 | 0-0 | 1 | 4.50 | 44 |
| Mar 29 | at NM State | | 2.0 | 3 | 4 | 4 | 1 | 2 | 0 | 0 | 2 | 1 | 0 | 1 | 0 | 16-13 | 0-0 | 1 | 6.43 | 35 |
| Apr 05 | WKU | | 0.2 | 1 | 0 | 0 | 0 | 2 | 0 | 0 | 0 | 0 | 1 | 1 | 0 | 0-11 | 0-0 | 1 | 6.14 | 14 |
| Apr 08 | at Oklahoma | | 1.0 | 0 | 0 | 0 | 1 | 2 | 0 | 0 | 0 | 0 | 0 | 0 | 0 | 9-1 | 0-0 | 1 | 5.74 | 23 |
| Apr 11 | at Jacksonville State | | 1.0 | 0 | 0 | 0 | 2 | 1 | 0 | 0 | 0 | 0 | 0 | 0 | 0 | 8-1 | 0-0 | 1 | 5.40 | 31 |
| Apr 18 | SAM HOUSTON | | 1.0 | 2 | 1 | 1 | 1 | 1 | 1 | 0 | 0 | 0 | 0 | 0 | 0 | 18-4 | 0-0 | 1 | 5.60 | 25 |
| Totals | | 0 | 17.2 | 15 | 11 | 11 | 7 | 23 | 2 | 0 | 3 | 2 | 1 | 5 | 0 | 109-80 | 0-0 | 1 | 5.60 | - |

INDIVIDUAL GAME-BY-GAME



32 LUKE PETTITTE

SO RHP/INF // 6-2 223 // R/R

HOUSTON, TEXAS // SECOND BAPTIST SCHOOL

| Date | Opponent | GS | IP | H | R | ER | BB | SO | 2B | 3B | HR | WP | BK | HBP | IBB | Score | W-L | Sv | ERA | NP |
|--------|----------|----|-----|---|---|----|----|----|----|----|----|----|----|-----|-----|-------|-----|----|------|----|
| Feb 15 | NDSU | | 4.0 | 0 | 1 | 0 | 1 | 5 | 0 | 0 | 0 | 0 | 0 | 0 | 0 | 5-2 | 1-0 | 0 | 0.00 | 42 |
| Feb 22 | SIUE-2 | | 2.2 | 0 | 0 | 0 | 1 | 2 | 0 | 0 | 0 | 0 | 0 | 0 | 0 | 11-1 | 2-0 | 0 | 0.00 | 27 |
| Totals | | 0 | 6.2 | 0 | 1 | 0 | 2 | 7 | 0 | 0 | 0 | 0 | 0 | 0 | 0 | 16-3 | 2-0 | 0 | 0.00 | - |

INDIVIDUAL GAME-BY-GAME



33 LIAM WATT

JR LHP // 6-1 187 // L/L
 BURLINGTON, ONTARIO, CANADA // LSU EUNICE

| Date | Opponent | GS | IP | H | R | ER | BB | SO | 2B | 3B | HR | WP | BK | HBP | IBB | Score | W-L | Sv | ERA | NP |
|--------|-----------------|----|------|----|----|----|----|----|----|----|----|----|----|-----|-----|-------|-----|----|-------|----|
| Feb 23 | SIUE | | 1.0 | 0 | 0 | 0 | 0 | 1 | 0 | 0 | 0 | 0 | 0 | 0 | 0 | 10-2 | 0-0 | 0 | 0.00 | 9 |
| Feb 26 | vs LSU | | 0.2 | 3 | 3 | 3 | 1 | 0 | 1 | 0 | 1 | 0 | 0 | 0 | 0 | 3-7 | 0-0 | 0 | 16.20 | 25 |
| Feb 28 | at Oral Roberts | | 1.1 | 2 | 0 | 0 | 0 | 0 | 0 | 0 | 0 | 0 | 0 | 0 | 0 | 6-7 | 0-0 | 0 | 9.00 | 22 |
| Mar 02 | at Oral Roberts | | 1.0 | 2 | 1 | 1 | 0 | 0 | 0 | 0 | 0 | 0 | 0 | 0 | 0 | 6-5 | 0-0 | 0 | 9.00 | 10 |
| Mar 18 | TCU | | 2.1 | 1 | 0 | 0 | 0 | 3 | 0 | 0 | 0 | 0 | 0 | 0 | 0 | 5-8 | 0-0 | 0 | 5.68 | 31 |
| Mar 23 | MTSU | | 1.1 | 3 | 0 | 0 | 1 | 0 | 0 | 0 | 0 | 1 | 0 | 0 | 0 | 6-12 | 0-0 | 0 | 4.70 | 22 |
| Mar 28 | at NM State | | 3.0 | 2 | 2 | 2 | 1 | 4 | 0 | 0 | 1 | 1 | 0 | 0 | 0 | 14-7 | 0-0 | 0 | 5.06 | 56 |
| Mar 30 | at NM State | | 0.2 | 1 | 0 | 0 | 0 | 0 | 0 | 0 | 0 | 1 | 0 | 0 | 0 | 3-4 | 0-0 | 0 | 4.76 | 4 |
| Apr 01 | UTA | | 1.0 | 1 | 0 | 0 | 1 | 0 | 0 | 0 | 0 | 1 | 0 | 0 | 0 | 14-4 | 0-0 | 0 | 4.38 | 13 |
| Apr 05 | WKU | | 2.1 | 8 | 6 | 6 | 0 | 2 | 1 | 0 | 0 | 0 | 0 | 0 | 0 | 0-11 | 0-0 | 0 | 7.36 | 47 |
| Apr 15 | at TCU | | 3.0 | 3 | 0 | 0 | 0 | 5 | 0 | 0 | 0 | 0 | 0 | 0 | 0 | 6-5 | 0-0 | 0 | 6.11 | 50 |
| Totals | | 0 | 17.2 | 26 | 12 | 12 | 4 | 15 | 2 | 0 | 2 | 4 | 0 | 0 | 0 | 73-72 | 0-0 | 0 | 6.11 | - |



34 PARK PRATER

**FR LHP/OF // 6-3 225 // L/L
ARYGLE, TEXAS // ARGYLE HS**



35 TYLER NESS

**SO INF // 5-11 181 // L/R
TURLOCK, CALIF. // TYLER JC**

INDIVIDUAL GAME-BY-GAME



36 CHARLIE ATKINSON
SO RHP // 6-5 212 // R/R
KATY, TEXAS // CINCO RANCH HS

| Date | Opponent | GS | IP | H | R | ER | BB | SO | 2B | 3B | HR | WP | BK | HBP | IBB | Score | W-L | Sv | ERA | NP |
|--------|----------|----|-----|---|---|----|----|----|----|----|----|----|----|-----|-----|-------|-----|----|------|----|
| Mar 15 | UTSA | | 1.0 | 2 | 1 | 1 | 0 | 1 | 0 | 0 | 1 | 0 | 0 | 0 | 0 | 11-15 | 0-0 | 0 | 9.00 | 16 |
| Totals | | 0 | 1.0 | 2 | 1 | 1 | 0 | 1 | 0 | 0 | 1 | 0 | 0 | 0 | 0 | 11-15 | 0-0 | 0 | 9.00 | - |

INDIVIDUAL GAME-BY-GAME



37 AVERY DUNCAN

FR RHP // 6-2 189 // R/R

GREEN BAY, WIS. // NOTRE DAME ACADEMY

| Date | Opponent | GS | IP | H | R | ER | BB | SO | 2B | 3B | HR | WP | BK | HBP | IBB | Score | W-L | Sv | ERA | NP |
|--------|-----------------------|----|------|----|----|----|----|----|----|----|----|----|----|-----|-----|-------|-----|----|-------|----|
| Feb 16 | NDSU | | 1.0 | 0 | 0 | 0 | 1 | 2 | 0 | 0 | 0 | 0 | 0 | 1 | 0 | 11-1 | 0-0 | 0 | 0.00 | 16 |
| Feb 18 | vs UTRGV | | 0.1 | 0 | 3 | 3 | 0 | 0 | 0 | 0 | 0 | 0 | 0 | 3 | 0 | 5-15 | 0-0 | 0 | 20.25 | 9 |
| Mar 09 | at Louisiana | | 0.1 | 2 | 1 | 1 | 1 | 1 | 0 | 0 | 1 | 1 | 0 | 0 | 0 | 8-2 | 0-0 | 0 | 21.60 | 13 |
| Mar 22 | MTSU | | 1.0 | 2 | 3 | 3 | 2 | 3 | 2 | 0 | 0 | 0 | 0 | 0 | 0 | 25-7 | 0-0 | 0 | 23.62 | 27 |
| Mar 25 | at Abilene Christian | | 1.2 | 1 | 0 | 0 | 0 | 0 | 0 | 0 | 0 | 0 | 0 | 0 | 0 | 1-7 | 0-0 | 0 | 14.54 | 15 |
| Apr 01 | UTA | | 2.0 | 0 | 0 | 0 | 0 | 1 | 0 | 0 | 0 | 0 | 0 | 0 | 0 | 14-4 | 1-0 | 0 | 9.95 | 14 |
| Apr 08 | at Oklahoma | | 2.0 | 2 | 0 | 0 | 0 | 1 | 0 | 0 | 0 | 0 | 0 | 0 | 0 | 9-1 | 1-0 | 0 | 7.56 | 41 |
| Apr 11 | at Jacksonville State | | 1.1 | 2 | 1 | 0 | 1 | 1 | 0 | 0 | 0 | 1 | 0 | 0 | 0 | 8-1 | 1-0 | 0 | 6.52 | 33 |
| Apr 17 | SAM HOUSTON | | 2.1 | 2 | 3 | 3 | 4 | 0 | 1 | 0 | 0 | 0 | 0 | 0 | 0 | 17-4 | 1-0 | 0 | 7.50 | 53 |
| Totals | | 0 | 12.0 | 11 | 11 | 10 | 9 | 9 | 3 | 0 | 1 | 2 | 0 | 4 | 0 | 98-42 | 1-0 | 0 | 7.50 | - |



38 LANDON ABRAHAMSON

**JR RHP // 6-1 207 // R/R
BRISTOL, TENN. // PATRICK & HENRY CC**



39 JACE RUSSELL

**R-JR RHP // 6-2 198 // R/R
KINGWOOD, TEXAS // PORTER HS**

INDIVIDUAL GAME-BY-GAME



40 RYAN BORBERG

JR RHP // 6-1 203 // R/R

LAKE QUIVIRA, KAN. // JOHNSON COUNTY CC

| Date | Opponent | GS | IP | H | R | ER | BB | SO | 2B | 3B | HR | WP | BK | HBP | IBB | Score | W-L | Sv | ERA | NP |
|--------|-----------------------|----|------|----|----|----|----|----|----|----|----|----|----|-----|-----|-------|-----|----|------|----|
| Feb 18 | vs UTRGV | | 3.0 | 4 | 1 | 1 | 0 | 4 | 0 | 0 | 0 | 1 | 0 | 0 | 0 | 5-15 | 0-0 | 0 | 3.00 | 48 |
| Feb 26 | vs LSU | * | 4.0 | 4 | 1 | 1 | 1 | 3 | 2 | 0 | 0 | 0 | 0 | 0 | 0 | 3-7 | 0-1 | 0 | 2.57 | 69 |
| Mar 04 | OKLAHOMA | * | 5.0 | 1 | 0 | 0 | 2 | 7 | 0 | 0 | 0 | 0 | 0 | 0 | 0 | 11-0 | 1-1 | 0 | 1.50 | 76 |
| Mar 11 | OKLAHOMA STATE | * | 3.2 | 7 | 5 | 5 | 3 | 3 | 2 | 0 | 1 | 1 | 0 | 0 | 0 | 8-7 | 1-1 | 0 | 4.02 | 82 |
| Mar 18 | TCU | * | 4.2 | 4 | 4 | 4 | 1 | 3 | 0 | 0 | 1 | 1 | 0 | 1 | 0 | 5-8 | 1-2 | 0 | 4.87 | 68 |
| Mar 25 | at Abilene Christian | * | 2.0 | 4 | 3 | 2 | 0 | 3 | 2 | 0 | 0 | 1 | 0 | 0 | 0 | 1-7 | 1-3 | 0 | 5.24 | 38 |
| Mar 30 | at NM State | * | 5.2 | 7 | 4 | 4 | 1 | 7 | 1 | 0 | 1 | 2 | 0 | 1 | 0 | 3-4 | 1-4 | 0 | 5.46 | 92 |
| Apr 06 | WKU | * | 5.1 | 6 | 1 | 1 | 2 | 3 | 0 | 0 | 0 | 0 | 0 | 4 | 0 | 5-1 | 2-4 | 0 | 4.86 | 71 |
| Apr 13 | at Jacksonville State | * | 6.0 | 3 | 0 | 0 | 0 | 5 | 0 | 0 | 0 | 0 | 1 | 0 | 0 | 12-1 | 3-4 | 0 | 4.12 | 77 |
| Apr 19 | SAM HOUSTON | * | 5.0 | 6 | 4 | 4 | 0 | 6 | 0 | 0 | 1 | 0 | 0 | 2 | 0 | 14-4 | 4-4 | 0 | 4.47 | 80 |
| Totals | | 9 | 44.1 | 46 | 23 | 22 | 10 | 44 | 7 | 0 | 4 | 6 | 1 | 8 | 0 | 67-54 | 4-4 | 0 | 4.47 | - |

INDIVIDUAL GAME-BY-GAME



42 ATHAN KROLL

FR RHP // 6-4 204 // R/R

BRIGHTON, COLO. // VALOR CHRISTIAN HS

| Date | Opponent | GS | IP | H | R | ER | BB | SO | 2B | 3B | HR | WP | BK | HBP | IBB | Score | W-L | Sv | ERA | NP |
|--------|-----------------------|----|-----|----|---|----|----|----|----|----|----|----|----|-----|-----|--------|-----|----|-------|----|
| Feb 16 | NDSU | | 1.0 | 0 | 0 | 0 | 1 | 0 | 0 | 0 | 0 | 0 | 0 | 0 | 0 | 11-1 | 0-0 | 0 | 0.00 | 9 |
| Feb 22 | SIUE-2 | | 1.1 | 3 | 1 | 1 | 0 | 1 | 0 | 0 | 0 | 1 | 0 | 1 | 0 | 11-1 | 0-0 | 0 | 3.86 | 26 |
| Mar 02 | at Oral Roberts | | 0.0 | 1 | 3 | 3 | 1 | 0 | 1 | 0 | 0 | 0 | 0 | 1 | 0 | 6-5 | 0-0 | 0 | 15.43 | 10 |
| Mar 22 | MTSU | | 1.0 | 2 | 2 | 2 | 2 | 0 | 1 | 0 | 0 | 0 | 0 | 0 | 0 | 25-7 | 0-0 | 0 | 16.20 | 26 |
| Mar 29 | at NM State | | 0.0 | 1 | 1 | 1 | 0 | 0 | 0 | 0 | 0 | 1 | 0 | 1 | 0 | 16-13 | 0-0 | 0 | 18.90 | 11 |
| Apr 05 | WKU | | 1.0 | 1 | 0 | 0 | 1 | 0 | 0 | 0 | 0 | 1 | 0 | 0 | 0 | 0-11 | 0-0 | 0 | 14.54 | 14 |
| Apr 08 | at Oklahoma | | 1.0 | 2 | 1 | 1 | 1 | 1 | 0 | 0 | 0 | 0 | 0 | 0 | 0 | 9-1 | 0-0 | 0 | 13.50 | 22 |
| Apr 11 | at Jacksonville State | | 1.0 | 0 | 0 | 0 | 0 | 1 | 0 | 0 | 0 | 0 | 0 | 0 | 0 | 8-1 | 0-0 | 0 | 11.37 | 10 |
| Apr 17 | SAM HOUSTON | | 0.2 | 2 | 1 | 1 | 0 | 0 | 1 | 0 | 0 | 0 | 0 | 0 | 0 | 17-4 | 0-0 | 0 | 11.57 | 17 |
| Totals | | 0 | 7.0 | 12 | 9 | 9 | 5 | 4 | 3 | 0 | 0 | 3 | 0 | 3 | 0 | 103-44 | 0-0 | 0 | 11.57 | - |



43 WILL YEARY

FR RHP // 6-1 182 // R/R

MANSFIELD, TEXAS // COVENANT CHRISTIAN ACADEMY



44 COLTON ROQUEMORE

**FR UTL // 5-9 182 // L/R
NORTHLAKE, TEXAS // ARGYLE HS**

INDIVIDUAL GAME-BY-GAME




45 NICK BONN

JR RHP // 6-0 157 // R/R
LAGUNA BEACH, CALIF. // PEPPERDINE

| Date | Opponent | GS | IP | H | R | ER | BB | SO | 2B | 3B | HR | WP | BK | HBP | IBB | Score | W-L | Sv | ERA | NP |
|--------|-----------------------|----|------|----|----|----|----|----|----|----|----|----|----|-----|-----|-------|-----|----|-------|----|
| Feb 14 | NDSU | | 3.0 | 2 | 3 | 2 | 2 | 6 | 0 | 0 | 1 | 0 | 0 | 1 | 0 | 11-6 | 1-0 | 0 | 6.00 | 63 |
| Feb 23 | SIUE | | 1.0 | 1 | 0 | 0 | 0 | 1 | 0 | 0 | 0 | 0 | 0 | 0 | 0 | 10-2 | 1-0 | 0 | 4.50 | 21 |
| Feb 28 | at Oral Roberts | | 1.1 | 1 | 1 | 1 | 2 | 1 | 0 | 0 | 0 | 1 | 0 | 1 | 1 | 6-7 | 1-1 | 0 | 5.06 | 21 |
| Mar 02 | at Oral Roberts | | 1.0 | 0 | 0 | 0 | 0 | 1 | 0 | 0 | 0 | 0 | 0 | 0 | 0 | 6-5 | 1-1 | 1 | 4.26 | 10 |
| Mar 07 | at Louisiana | | 0.1 | 4 | 3 | 3 | 0 | 0 | 1 | 0 | 0 | 0 | 0 | 0 | 0 | 5-6 | 1-2 | 1 | 8.10 | 17 |
| Mar 15 | UTSA | | 0.2 | 5 | 5 | 5 | 0 | 0 | 1 | 0 | 1 | 1 | 0 | 1 | 0 | 11-15 | 1-3 | 1 | 13.50 | 23 |
| Apr 08 | at Oklahoma | | 1.0 | 0 | 0 | 0 | 0 | 1 | 0 | 0 | 0 | 0 | 0 | 0 | 0 | 9-1 | 1-3 | 1 | 11.88 | 9 |
| Apr 13 | at Jacksonville State | | 1.0 | 3 | 1 | 1 | 0 | 2 | 1 | 0 | 0 | 0 | 0 | 0 | 0 | 12-1 | 1-3 | 1 | 11.57 | 28 |
| Apr 15 | at TCU | | 1.0 | 2 | 0 | 0 | 0 | 1 | 0 | 0 | 0 | 0 | 0 | 0 | 0 | 6-5 | 1-3 | 2 | 10.45 | 18 |
| Apr 19 | SAM HOUSTON | | 2.0 | 0 | 0 | 0 | 1 | 3 | 0 | 0 | 0 | 0 | 0 | 0 | 0 | 14-4 | 1-3 | 2 | 8.76 | 29 |
| Totals | | 0 | 12.1 | 18 | 13 | 12 | 5 | 16 | 3 | 0 | 2 | 2 | 0 | 3 | 1 | 90-52 | 1-3 | 2 | 8.76 | - |

INDIVIDUAL GAME-BY-GAME



47 ZACH TODD

R-SO RHP // 6-3 225 // R/R
MANTECA, CALIF. // MANTECA HS

| Date | Opponent | GS | IP | H | R | ER | BB | SO | 2B | 3B | HR | WP | BK | HBP | IBB | Score | W-L | Sv | ERA | NP |
|--------|-----------------------|----|------|----|----|----|----|----|----|----|----|----|----|-----|-----|-------|-----|----|------|----|
| Feb 18 | vs UTRGV | | 0.2 | 2 | 2 | 0 | 1 | 0 | 1 | 0 | 0 | 2 | 0 | 0 | 0 | 5-15 | 0-0 | 0 | 0.00 | 18 |
| Mar 11 | OKLAHOMA STATE | | 0.2 | 0 | 0 | 0 | 1 | 1 | 0 | 0 | 0 | 0 | 0 | 0 | 1 | 8-7 | 1-0 | 0 | 0.00 | 7 |
| Mar 15 | UTSA | | 2.0 | 5 | 3 | 3 | 1 | 2 | 1 | 0 | 0 | 0 | 0 | 0 | 0 | 11-15 | 1-0 | 0 | 8.10 | 40 |
| Mar 23 | MTSU | | 1.1 | 3 | 2 | 1 | 0 | 3 | 1 | 0 | 0 | 0 | 0 | 0 | 0 | 6-12 | 1-0 | 0 | 7.71 | 22 |
| Mar 29 | at NM State | | 2.0 | 1 | 0 | 0 | 2 | 3 | 0 | 0 | 0 | 0 | 0 | 1 | 0 | 16-13 | 2-0 | 0 | 5.40 | 41 |
| Apr 01 | UTA | | 2.0 | 1 | 0 | 0 | 2 | 3 | 0 | 0 | 0 | 1 | 0 | 0 | 0 | 14-4 | 2-0 | 0 | 4.15 | 45 |
| Apr 06 | WKU | | 2.0 | 0 | 0 | 0 | 3 | 3 | 0 | 0 | 0 | 1 | 0 | 0 | 1 | 5-1 | 2-0 | 0 | 3.38 | 35 |
| Apr 12 | at Jacksonville State | | 0.0 | 3 | 3 | 3 | 2 | 0 | 0 | 0 | 1 | 0 | 0 | 0 | 0 | 7-4 | 2-0 | 0 | 5.91 | 21 |
| Totals | | 0 | 10.2 | 15 | 10 | 7 | 12 | 15 | 3 | 0 | 1 | 4 | 0 | 1 | 2 | 72-71 | 2-0 | 0 | 5.91 | - |

INDIVIDUAL GAME-BY-GAME



50 JERROD JENKINS

JR RHP // 6-2 214 // R/R
WINCHESTER, VA. // MILLBROOK HS

| Date | Opponent | GS | IP | H | R | ER | BB | SO | 2B | 3B | HR | WP | BK | HBP | IBB | Score | W-L | Sv | ERA | NP |
|--------|-----------------------|----|------|----|----|----|----|----|----|----|----|----|----|-----|-----|-------|-----|----|------|----|
| Feb 14 | NDSU | | 1.0 | 0 | 0 | 0 | 1 | 1 | 0 | 0 | 0 | 0 | 0 | 0 | 0 | 11-6 | 0-0 | 0 | 0.00 | 18 |
| Feb 18 | vs UTRGV | * | 4.0 | 1 | 3 | 3 | 3 | 7 | 1 | 0 | 0 | 1 | 0 | 1 | 0 | 5-15 | 0-0 | 0 | 5.40 | 69 |
| Feb 26 | vs LSU | | 0.1 | 1 | 2 | 1 | 2 | 1 | 1 | 0 | 0 | 0 | 0 | 0 | 0 | 3-7 | 0-0 | 0 | 6.75 | 23 |
| Mar 01 | at Oral Roberts | | 3.1 | 4 | 1 | 1 | 3 | 6 | 0 | 0 | 0 | 1 | 0 | 1 | 0 | 6-1 | 1-0 | 0 | 5.19 | 74 |
| Mar 08 | at Louisiana | | 3.0 | 5 | 4 | 4 | 2 | 2 | 2 | 0 | 0 | 1 | 0 | 0 | 0 | 10-6 | 2-0 | 0 | 6.94 | 58 |
| Mar 16 | UTSA | | 4.2 | 3 | 0 | 0 | 0 | 4 | 0 | 0 | 0 | 0 | 0 | 0 | 0 | 14-4 | 3-0 | 0 | 4.96 | 53 |
| Mar 23 | MTSU | | 3.1 | 7 | 6 | 6 | 2 | 2 | 0 | 0 | 0 | 0 | 0 | 1 | 0 | 6-12 | 3-0 | 0 | 6.86 | 64 |
| Mar 29 | at NM State | | 2.2 | 2 | 2 | 2 | 4 | 1 | 1 | 0 | 0 | 1 | 0 | 1 | 0 | 16-13 | 3-0 | 0 | 6.85 | 48 |
| Apr 04 | WKU | | 3.0 | 2 | 0 | 0 | 0 | 2 | 0 | 0 | 0 | 0 | 0 | 0 | 0 | 3-4 | 3-0 | 0 | 6.04 | 38 |
| Apr 08 | at Oklahoma | * | 3.0 | 1 | 0 | 0 | 1 | 4 | 0 | 1 | 0 | 0 | 0 | 0 | 0 | 9-1 | 4-0 | 0 | 5.40 | 41 |
| Apr 12 | at Jacksonville State | | 3.0 | 2 | 0 | 0 | 2 | 1 | 0 | 0 | 0 | 0 | 0 | 0 | 0 | 7-4 | 5-0 | 0 | 4.88 | 44 |
| Apr 15 | at TCU | * | 2.0 | 3 | 2 | 2 | 0 | 3 | 1 | 1 | 0 | 1 | 0 | 0 | 0 | 6-5 | 5-0 | 0 | 5.13 | 27 |
| Totals | | 3 | 33.1 | 31 | 20 | 19 | 20 | 34 | 6 | 2 | 0 | 5 | 0 | 4 | 0 | 96-78 | 5-0 | 0 | 5.13 | - |

INDIVIDUAL GAME-BY-GAME



54 RIAN SCHWEDE

GS RHP // 6-2 216 // R/R
HANSON, MASS. // VILLANOVA

| Date | Opponent | GS | IP | H | R | ER | BB | SO | 2B | 3B | HR | WP | BK | HBP | IBB | Score | W-L | Sv | ERA | NP |
|--------|-----------------|----|------|----|----|----|----|----|----|----|----|----|----|-----|-----|-------|-----|----|------|----|
| Feb 16 | NDSU | * | 5.0 | 3 | 1 | 1 | 1 | 8 | 0 | 0 | 1 | 0 | 0 | 0 | 0 | 11-1 | 1-0 | 0 | 1.80 | 88 |
| Feb 23 | SIUE | * | 5.0 | 3 | 2 | 2 | 1 | 3 | 1 | 0 | 1 | 0 | 0 | 0 | 0 | 10-2 | 2-0 | 0 | 2.70 | 56 |
| Mar 02 | at Oral Roberts | * | 7.0 | 6 | 1 | 1 | 0 | 5 | 1 | 0 | 0 | 0 | 0 | 1 | 0 | 6-5 | 3-0 | 0 | 2.12 | 84 |
| Mar 09 | at Louisiana | * | 7.0 | 6 | 1 | 1 | 0 | 4 | 1 | 0 | 0 | 0 | 0 | 2 | 0 | 8-2 | 4-0 | 0 | 1.88 | 94 |
| Mar 16 | UTSA | * | 2.1 | 5 | 4 | 4 | 4 | 2 | 1 | 0 | 0 | 0 | 0 | 0 | 0 | 14-4 | 4-0 | 0 | 3.08 | 61 |
| Mar 23 | MTSU | * | 1.1 | 7 | 4 | 4 | 0 | 2 | 2 | 0 | 0 | 0 | 0 | 0 | 0 | 6-12 | 4-1 | 0 | 4.23 | 35 |
| Apr 01 | UTA | * | 2.0 | 5 | 4 | 3 | 1 | 2 | 2 | 0 | 0 | 0 | 0 | 0 | 0 | 14-4 | 4-1 | 0 | 4.85 | 40 |
| Apr 18 | SAM HOUSTON | * | 2.0 | 4 | 3 | 2 | 0 | 1 | 0 | 1 | 0 | 0 | 0 | 0 | 0 | 18-4 | 4-1 | 0 | 5.12 | 31 |
| Totals | | 7 | 31.2 | 39 | 20 | 18 | 7 | 27 | 8 | 1 | 2 | 0 | 0 | 3 | 0 | 87-34 | 4-1 | 0 | 5.12 | - |

BOX SCORES

February 14, 2025 • Dallas, Texas

NORTH DAKOTA STATE

6

DBU

11**NDSU 6 (0-1)****DBU 11 (1-0)**

| Player | ab | r | h | rbi | bb | so | po | a | lob | Player | ab | r | h | rbi | bb | so | po | a | lob |
|--------------|----|---|---|-----|----|----|----|---|-----|------------------------|----|----|----|-----|----|----|----|---|-----|
| Schaffner ss | 5 | 1 | 2 | 0 | 0 | 0 | 0 | 1 | 1 | HUMPHREYS, Nathan cf | 4 | 2 | 2 | 2 | 0 | 1 | 0 | 0 | 0 |
| Garcia 2b | 4 | 0 | 0 | 0 | 2 | 1 | 0 | 0 | 0 | DATTALO, Michael 3b | 5 | 0 | 1 | 0 | 0 | 0 | 0 | 1 | 1 |
| Law cf | 4 | 1 | 1 | 0 | 1 | 1 | 5 | 0 | 0 | POOLE, Tom 1b | 5 | 3 | 3 | 0 | 0 | 0 | 0 | 7 | 0 |
| Hamilton 3b | 3 | 0 | 2 | 2 | 2 | 1 | 2 | 0 | 2 | GREBECK, Cody 2b | 0 | 0 | 0 | 0 | 0 | 0 | 0 | 0 | 0 |
| Becker lf | 3 | 0 | 0 | 0 | 2 | 3 | 5 | 0 | 0 | JAY, Grant c | 4 | 3 | 3 | 1 | 1 | 0 | 14 | 2 | 0 |
| W. Mann rf | 4 | 0 | 0 | 0 | 2 | 3 | 0 | 3 | 3 | KRAUSS, Chayton 2b/1b | 4 | 1 | 3 | 3 | 1 | 1 | 1 | 3 | 2 |
| Shannahan dh | 4 | 1 | 0 | 0 | 1 | 3 | 0 | 0 | 1 | TRYON, Ben lf | 4 | 0 | 0 | 0 | 1 | 1 | 0 | 0 | 0 |
| Gustafson c | 3 | 1 | 0 | 0 | 1 | 1 | 7 | 1 | 4 | NERAT, Joey rf | 0 | 0 | 0 | 0 | 0 | 0 | 0 | 0 | 0 |
| Urlaub 1b | 3 | 2 | 1 | 3 | 1 | 2 | 1 | 0 | 0 | BERGHULT, Adam dh | 4 | 2 | 2 | 5 | 0 | 2 | 0 | 0 | 1 |
| N. Johnson p | 0 | 0 | 0 | 0 | 0 | 0 | 0 | 0 | 0 | HEEFNER, Luke ss | 3 | 0 | 0 | 0 | 1 | 0 | 3 | 2 | 0 |
| Koenig p | 0 | 0 | 0 | 0 | 0 | 0 | 0 | 0 | 0 | SCHLAEGEL, Dylan rf/lf | 4 | 0 | 0 | 0 | 2 | 2 | 0 | 3 | 3 |
| Bergum p | 0 | 0 | 0 | 0 | 0 | 0 | 0 | 0 | 0 | BUCKNAM, Micah p | 0 | 0 | 0 | 0 | 0 | 0 | 0 | 0 | 0 |
| Totals | 33 | 6 | 6 | 5 | 8 | 15 | 24 | 2 | 11 | HAINES, Dillon p | 0 | 0 | 0 | 0 | 0 | 0 | 0 | 1 | 0 |
| | | | | | | | | | | BONN, Nick p | 0 | 0 | 0 | 0 | 0 | 0 | 0 | 0 | 0 |
| | | | | | | | | | | JENKINS, Jerrod p | 0 | 0 | 0 | 0 | 0 | 0 | 0 | 0 | 0 |
| | | | | | | | | | | Totals | 37 | 11 | 14 | 11 | 4 | 7 | 27 | 9 | 8 |

| Score by Innings | 1 | 2 | 3 | 4 | 5 | 6 | 7 | 8 | 9 | R | H | E |
|------------------|---|---|---|---|---|---|---|---|---|----|----|---|
| NDSU | 0 | 0 | 2 | 0 | 1 | 0 | 0 | 3 | 0 | 6 | 6 | 2 |
| DBU | 5 | 0 | 0 | 0 | 2 | 2 | 1 | 1 | X | 11 | 14 | 2 |

E - Urlaub(1); Bergum(1); TRYON, B.(1); HAINES, D.(1). LOB - NDSU 11; DBU 8. 2B - Law(1); Hamilton(1); POOLE, T. 3(1); JAY, G.(1); KRAUSS, C.(1). HR - Urlaub(1); HUMPHREYS, N(1); BERGHULT, A.(1). HBP - Garcia; W. Mann; Gustafson. SF - HUMPHREYS, N(1); BERGHULT, A.(1). SB - Law(1); Gustafson(1); POOLE, T.(1); KRAUSS, C.(1). CS - Hamilton(1); TRYON, B.(1).

| NDSU | ip | h | r | er | bb | so | ab | bf | np | DBU | ip | h | r | er | bb | so | ab | bf | np | |
|------------|-----|---|---|----|----|----|----|----|----|-----------------|-----|---|---|----|----|----|----|----|----|----|
| N. Johnson | 4.0 | 5 | 5 | 5 | 3 | 4 | 17 | 20 | 81 | BUCKNAM, Micah | 4.1 | 4 | 3 | 3 | 3 | 3 | 7 | 17 | 21 | 89 |
| Koenig | 2.0 | 6 | 4 | 4 | 1 | 1 | 11 | 13 | 53 | HAINES, Dillon | 0.2 | 0 | 0 | 0 | 0 | 2 | 1 | 2 | 5 | 22 |
| Bergum | 2.0 | 3 | 2 | 1 | 0 | 2 | 9 | 10 | 35 | BONN, Nick | 3.0 | 2 | 3 | 2 | 2 | 6 | 11 | 14 | 63 | |
| | | | | | | | | | | JENKINS, Jerrod | 1.0 | 0 | 0 | 0 | 1 | 1 | 3 | 4 | 18 | |

Win - BONN, N. (1-0). Loss - N. Johnson (0-1). Save - None.
 HBP - by BUCKNAM, M. (Gustafson); by HAINES, D. (W. Mann); by BONN, N. (Garcia). Pitches/strikes: N. Johnson 81/47; Koenig 53/36; Bergum 35/24; BUCKNAM, M. 89/52; HAINES, D. 22/12; BONN, N. 63/36; JENKINS, J. 18/8.

Umpires - HP: Jon Wolfe 1B: Cale Smith 2B: Shane Metheny 3B: Jared Duerson
 Start: 3:05 pm Time: 3:04 Attendance: 973
 Weather: 49° wind SSE 10-11 mph

February 15, 2025 • Dallas, Texas

NORTH DAKOTA STATE

2

DBU

5**NDSU 2 (0-2)****DBU 5 (2-0)**

| Player | ab | r | h | rbi | bb | so | po | a | lob | Player | ab | r | h | rbi | bb | so | po | a | lob |
|---------------|----|---|---|-----|----|----|----|---|-----|-----------------------|----|---|---|-----|----|----|----|---|-----|
| Schaffner ss | 4 | 1 | 1 | 0 | 0 | 1 | 1 | 1 | 1 | HUMPHREYS, Nathan cf | 5 | 0 | 1 | 0 | 0 | 3 | 2 | 0 | 3 |
| Garcia 2b | 4 | 0 | 0 | 0 | 1 | 1 | 4 | 0 | 0 | DATTALO, Michael 3b | 3 | 0 | 0 | 0 | 1 | 0 | 0 | 1 | 0 |
| Law cf | 4 | 0 | 1 | 0 | 2 | 3 | 0 | 0 | 0 | POOLE, Tom 1b | 4 | 0 | 0 | 0 | 1 | 6 | 0 | 0 | 0 |
| Hamilton 3b | 2 | 1 | 0 | 2 | 0 | 1 | 0 | 1 | 0 | GREBECK, Cody 2b | 0 | 0 | 0 | 0 | 0 | 0 | 0 | 0 | 0 |
| Becker lf | 4 | 0 | 0 | 1 | 2 | 0 | 0 | 2 | 2 | JAY, Grant c | 3 | 2 | 2 | 0 | 1 | 1 | 10 | 0 | 1 |
| W. Mann rf | 3 | 0 | 0 | 0 | 2 | 0 | 0 | 0 | 0 | KRAUSS, Chayton 2b/1b | 3 | 1 | 1 | 0 | 1 | 1 | 2 | 2 | 0 |
| Gordon c | 3 | 0 | 0 | 0 | 3 | 0 | 0 | 0 | 0 | UNDERHILL, Landon dh | 4 | 1 | 1 | 0 | 1 | 0 | 1 | 0 | 2 |
| Urlaub 1b | 3 | 0 | 0 | 0 | 1 | 0 | 11 | 2 | 0 | NERAT, Joey rf | 4 | 1 | 3 | 0 | 1 | 2 | 0 | 0 | 0 |
| Knight p | 0 | 0 | 0 | 0 | 0 | 0 | 0 | 0 | 0 | SCHLAEGEL, Dylan lf | 3 | 0 | 1 | 1 | 2 | 2 | 0 | 0 | 0 |
| Roberts p | 0 | 0 | 0 | 0 | 0 | 0 | 0 | 0 | 0 | HEEFNER, Luke ss | 4 | 0 | 0 | 0 | 2 | 3 | 3 | 2 | 0 |
| Lachenmayer p | 0 | 0 | 0 | 0 | 0 | 0 | 0 | 0 | 0 | ELLWANGER, James p | 0 | 0 | 0 | 0 | 0 | 0 | 0 | 1 | 0 |
| Riedinger p | 0 | 0 | 0 | 0 | 0 | 0 | 0 | 0 | 0 | PETTITTE, Luke p | 0 | 0 | 0 | 0 | 0 | 0 | 0 | 0 | 0 |
| Totals | 29 | 2 | 2 | 2 | 3 | 10 | 24 | 8 | 3 | PETERS, Mason p | 0 | 0 | 0 | 0 | 0 | 0 | 0 | 0 | 0 |

| Score by Innings | 1 | 2 | 3 | 4 | 5 | 6 | 7 | 8 | 9 | R | H | E |
|------------------|---|---|---|---|---|---|---|---|---|---|---|---|
| NDSU | 1 | 0 | 0 | 1 | 0 | 0 | 0 | 0 | 0 | 2 | 2 | 1 |
| DBU | 0 | 0 | 0 | 3 | 0 | 0 | 0 | 2 | X | 5 | 9 | 1 |

E - Garcia(1); JAY, G.(1). LOB - NDSU 3; DBU 8. 2B - Law(2); JAY, G.(2); UNDERHILL, L(1); NERAT, J.(1); SCHLAEGEL, D(1). SB - Hamilton(1); NERAT, J.(1). CS - HUMPHREYS, N(1).

| NDSU | ip | h | r | er | bb | so | ab | bf | np | DBU | ip | h | r | er | bb | so | ab | bf | np |
|-------------|-----|---|---|----|----|----|----|----|----|------------------|-----|---|---|----|----|----|----|----|----|
| Knight | 4.2 | 6 | 3 | 3 | 3 | 4 | 19 | 22 | 83 | ELLWANGER, James | 3.0 | 2 | 1 | 1 | 0 | 4 | 11 | 11 | 49 |
| Roberts | 0.1 | 0 | 0 | 0 | 1 | 1 | 2 | 17 | 17 | PETTITTE, Luke | 4.0 | 0 | 1 | 0 | 1 | 5 | 12 | 13 | 42 |
| Lachenmayer | 2.0 | 0 | 0 | 0 | 5 | 6 | 6 | 32 | 32 | PETERS, Mason | 2.0 | 0 | 0 | 0 | 2 | 1 | 6 | 8 | 33 |
| Riedinger | 1.0 | 3 | 2 | 1 | 0 | 2 | 7 | 26 | 26 | | | | | | | | | | |

Win - PETTITTE, L. (1-0). Loss - Knight (0-1). Save - PETERS, M. (1).
 Pitches/strikes: Knight 83/58; Roberts 17/10; Lachenmayer 32/21; Riedinger 26/17; ELLWANGER, J 49/32; PETTITTE, L. 42/29; PETERS, M. 33/17.

Umpires - HP: Cale Smith 1B: Shane Metheny 2B: Jared Duerson 3B: Jon Wolfe
 Start: 3:05 pm Time: 2:34 Attendance: 998
 Weather: 60-68° wind turning out to in

February 16, 2025 • Dallas, Texas

NORTH DAKOTA STATE

1

DBU

11**NDSU 1 (0-3)****DBU 11 (3-0)**

| Player | ab | r | h | rbi | bb | so | po | a | lob | Player | ab | r | h | rbi | bb | so | po | a | lob |
|---------------|----|---|---|-----|----|----|----|----|-----|-------------------------|----|----|----|-----|----|----|----|---|-----|
| Schaffner ss | 4 | 1 | 1 | 0 | 0 | 1 | 3 | 0 | 0 | HUMPHREYS, Nathan cf | 3 | 2 | 1 | 0 | 1 | 1 | 0 | 1 | 0 |
| Becker lf | 4 | 0 | 0 | 0 | 2 | 6 | 0 | 0 | 0 | TRYON, Ben lf | 1 | 0 | 0 | 1 | 0 | 0 | 0 | 0 | 0 |
| Law dh | 3 | 0 | 1 | 0 | 1 | 0 | 0 | 1 | 0 | DATTALO, Michael 3b | 5 | 1 | 2 | 1 | 0 | 0 | 1 | 0 | 1 |
| Hamilton 2b | 2 | 0 | 1 | 0 | 1 | 2 | 3 | 1 | 0 | POOLE, Tom 1b | 2 | 3 | 1 | 2 | 1 | 5 | 0 | 0 | 0 |
| W. Mann rf | 3 | 0 | 0 | 0 | 3 | 5 | 0 | 1 | 0 | GRADY, Keaton ph/2b | 1 | 0 | 1 | 0 | 0 | 0 | 0 | 0 | 0 |
| Timmons rf | 1 | 0 | 0 | 0 | 1 | 0 | 0 | 0 | 0 | JAY, Grant dh | 0 | 2 | 0 | 1 | 2 | 0 | 0 | 0 | 0 |
| Shannahan 1b | 3 | 0 | 0 | 0 | 1 | 5 | 1 | 2 | 0 | BENNETT, Jake ph/dh | 1 | 0 | 0 | 0 | 1 | 1 | 0 | 0 | 2 |
| Simon ph | 1 | 0 | 0 | 0 | 1 | 0 | 0 | 0 | 0 | KRAUSS, Chayton 2b/1b | 3 | 0 | 1 | 2 | 1 | 1 | 2 | 0 | 0 |
| Gustafson c | 2 | 0 | 0 | 0 | 1 | 1 | 3 | 3 | 1 | UNDERHILL, Landon lf/rf | 5 | 0 | 2 | 3 | 0 | 1 | 3 | 0 | 0 |
| Long c | 1 | 0 | 0 | 0 | 1 | 1 | 0 | 0 | 0 | BERGHULT, Adam c | 5 | 0 | 0 | 0 | 0 | 14 | 0 | 4 | 0 |
| Urlaub 3b | 3 | 0 | 0 | 0 | 1 | 1 | 0 | 1 | 0 | NERAT, Joey rf/cf | 2 | 2 | 2 | 0 | 0 | 0 | 2 | 0 | 0 |
| D. Smith cf | 3 | 0 | 1 | 0 | 1 | 1 | 0 | 0 | 0 | GREBECK, Cody ss | 4 | 1 | 2 | 0 | 0 | 0 | 0 | 3 | 0 |
| Martin p | 0 | 0 | 0 | 0 | 0 | 0 | 0 | 0 | 0 | SCHWEDE, Rian p | 0 | 0 | 0 | 0 | 0 | 0 | 0 | 1 | 0 |
| Wilson p | 0 | 0 | 0 | 0 | 0 | 0 | 0 | 0 | 0 | DUNCAN, Avery p | 0 | 0 | 0 | 0 | 0 | 0 | 0 | 0 | 0 |
| Roberts p | 0 | 0 | 0 | 0 | 0 | 0 | 0 | 0 | 0 | KROLL, Athan p | 0 | 0 | 0 | 0 | 0 | 0 | 0 | 0 | 0 |
| Ligtenberg p | 0 | 0 | 0 | 0 | 0 | 0 | 0 | 0 | 0 | SCHOTT, Tyler p | 0 | 0 | 0 | 0 | 0 | 0 | 0 | 0 | 0 |
| Hachem p | 0 | 0 | 0 | 0 | 0 | 0 | 0 | 0 | 0 | BRANSON, Ashton p | 0 | 0 | 0 | 0 | 0 | 0 | 0 | 0 | 0 |
| S. Thompson p | 0 | 0 | 0 | 0 | 0 | 0 | 0 | 0 | 0 | Totals | 32 | 11 | 12 | 9 | 7 | 5 | 27 | 6 | 8 |
| Wiegert p | 0 | 0 | 0 | 0 | 0 | 0 | 0 | 0 | 0 | | | | | | | | | | |
| Totals | 30 | 1 | 4 | 1 | 3 | 14 | 24 | 11 | 6 | | | | | | | | | | |

| Score by Innings | 1 | 2 | 3 | 4 | 5 | 6 | 7 | 8 | 9 | R | H | E |
|------------------|---|---|---|---|---|---|---|---|---|----|----|---|
| NDSU | 1 | 0 | 0 | 0 | 0 | 0 | 0 | 0 | 0 | 1 | 4 | 0 |
| DBU | 3 | 0 | 2 | 5 | 0 | 0 | 1 | 0 | X | 11 | 12 | 0 |

DP - DBU 1. LOB - NDSU 6; DBU 8. 2B - UNDERHILL, L 2; NERAT, J. 2. HR - Schaffner. HBP - Hamilton; NERAT, J. 2.
 SF - JAY, G.; KRAUSS, C.. SB - D. Smith; HUMPHREYS, N; DATTALO, M.; POOLE, T. 3; JAY, G.; NERAT, J.. CS - DATTALO, M.; KRAUSS, C..

| NDSU | ip | h | r | er | bb | so | ab | bf | np | DBU | ip | h | r | er | bb | so | ab | bf | np |
|-------------|-----|---|---|----|----|----|----|----|---------------|-----------------|-----|---|---|----|----|----|----|----|----|
| Martin | 3.0 | 5 | 5 | 5 | 4 | 1 | 12 | 16 | 66 | SCHWEDE, Rian | 5.0 | 3 | 1 | 1 | 1 | 8 | 18 | 19 | 88 |
| Wilson | 0.0 | 3 | 5 | 5 | 1 | 0 | 3 | 5 | 19 | DUNCAN, Avery | 1.0 | 0 | 0 | 0 | 1 | 2 | 3 | 5 | 16 |
| Roberts | 1.0 | 1 | 0 | 0 | 0 | 2 | 4 | 9 | KROLL, Athan | 1.0 | 0 | 0 | 0 | 1 | 0 | 2 | 3 | 9 | |
| Ligtenberg | 1.0 | 1 | 0 | 0 | 0 | 1 | 4 | 13 | SCHOTT, Tyler | 1.0 | 1 | 0 | 0 | 0 | 1 | 4 | 4 | 12 | |
| Hachem | 1.0 | 0 | 0 | 0 | 2 | 2 | 3 | 5 | 23 | BRANSON, Ashton | 1.0 | 0 | 0 | 0 | 0 | 3 | 3 | 3 | 19 |
| S. Thompson | | | | | | | | | | | | | | | | | | | |

BOX SCORES

February 22, 2025 • Dallas, Texas

February 22, 2025 • Dallas, Texas



SIUE EDWARDSVILLE

2

DBU

14



SIUE EDWARDSVILLE

1

DBU

11

SIUE 2 (3-1)

DBU 14 (4-1)

| Player | ab | r | h | rbi | bb | so | po | a | lob |
|----------------------|----|---|---|-----|----|----|----|---|-----|
| BLOOMER, Chase ss | 3 | 1 | 2 | 0 | 0 | 2 | 2 | 0 | |
| NIEDZWIEDZ, Ryan 1b | 2 | 1 | 0 | 0 | 1 | 2 | 7 | 0 | 1 |
| WILLOUGHBY, Ethan 3b | 3 | 0 | 2 | 0 | 0 | 1 | 0 | 0 | 0 |
| RATLIFF, Kyle rf | 2 | 0 | 0 | 1 | 2 | 3 | 0 | 0 | 0 |
| FRY, Brenden dh | 2 | 0 | 0 | 0 | 2 | 0 | 0 | 0 | 0 |
| HEPBURN, Kyle ph | 1 | 0 | 0 | 0 | 1 | 0 | 0 | 0 | 0 |
| GIERER, Daniel lf | 1 | 0 | 0 | 1 | 1 | 0 | 0 | 0 | 0 |
| CHAPMAN, Sam lf | 1 | 0 | 0 | 0 | 0 | 1 | 0 | 0 | 0 |
| MITCHELL, Mack 2b | 2 | 0 | 0 | 0 | 0 | 1 | 3 | 2 | |
| HARRINGTON, Trace ph | 1 | 0 | 0 | 0 | 1 | 0 | 0 | 0 | 0 |
| STALLCUP, John c | 2 | 0 | 0 | 0 | 1 | 3 | 0 | 0 | 0 |
| HEYDER, Joshua ph | 1 | 0 | 0 | 0 | 1 | 0 | 0 | 0 | 0 |
| FRANCK, Gage cf | 2 | 0 | 0 | 0 | 1 | 1 | 0 | 0 | 0 |
| STEARNS, Spencer p | 0 | 0 | 0 | 0 | 0 | 0 | 0 | 1 | 0 |
| MARTIN, Joseph p | 0 | 0 | 0 | 0 | 0 | 0 | 0 | 0 | 0 |
| ROSSY, Kyle p | 0 | 0 | 0 | 0 | 0 | 0 | 0 | 0 | 0 |
| Totals | 23 | 2 | 4 | 2 | 2 | 15 | 18 | 6 | 3 |

| Player | ab | r | h | rbi | bb | so | po | a | lob |
|----------------------|----|----|----|-----|----|----|----|---|-----|
| HUMPHREYS, Nathan cf | 2 | 3 | 2 | 3 | 2 | 0 | 1 | 0 | 0 |
| BENNETT, Jake ph | 1 | 0 | 0 | 0 | 0 | 1 | 0 | 0 | 0 |
| SCHLAEGEL, Dylan rf | 0 | 0 | 0 | 0 | 0 | 0 | 0 | 0 | 0 |
| DATTALO, Michael 3b | 2 | 0 | 1 | 2 | 1 | 0 | 0 | 0 | 0 |
| POOLE, Tom 1b | 5 | 2 | 3 | 3 | 0 | 1 | 2 | 0 | 1 |
| JAY, Grant dh | 2 | 2 | 0 | 0 | 0 | 1 | 0 | 0 | 0 |
| GRADY, Keaton ph | 1 | 0 | 0 | 0 | 0 | 0 | 0 | 0 | 2 |
| KRAUSS, Chayton 2b | 4 | 1 | 1 | 2 | 0 | 0 | 2 | 1 | 3 |
| NERAT, Joey rf/cf | 3 | 2 | 2 | 1 | 1 | 0 | 1 | 0 | 0 |
| UNDERHILL, Landon lf | 3 | 1 | 1 | 0 | 1 | 0 | 0 | 0 | 0 |
| BERGHULT, Adam c | 4 | 2 | 1 | 1 | 0 | 0 | 15 | 1 | 2 |
| HEEFNER, Luke ss | 3 | 1 | 1 | 1 | 0 | 0 | 0 | 1 | 0 |
| TRYON, Ben ph | 0 | 0 | 0 | 0 | 1 | 0 | 0 | 0 | 0 |
| TRYON, Ben ph | 0 | 0 | 0 | 0 | 0 | 0 | 0 | 0 | 0 |
| BUCKNAM, Micah p | 0 | 0 | 0 | 0 | 0 | 0 | 0 | 1 | 0 |
| BRANSON, Ashton p | 0 | 0 | 0 | 0 | 0 | 0 | 0 | 0 | 0 |
| Totals | 30 | 14 | 12 | 13 | 6 | 3 | 21 | 4 | 8 |

| Score by Innings | 1 | 2 | 3 | 4 | 5 | 6 | 7 | R | H | E |
|------------------|---|---|---|---|---|---|---|----|----|---|
| SIUE | 0 | 0 | 0 | 2 | 0 | 0 | 0 | 2 | 4 | 2 |
| DBU | 8 | 1 | 0 | 5 | 0 | 0 | X | 14 | 12 | 0 |

E - MITCHELL, M 2(3). LOB - SIUE 3; DBU 8. 2B - BLOOMER(1); HUMPHREYS, N(1). HR - POOLE, T.(1). HBP - DATTALO, M.; JAY, G. 2. SF - GIERER(1); DATTALO, M.(1). SB - NERAT, J.(3).

| SIUE | ip | h | r | er | bb | so | ab | bf | np |
|------------------|-----|---|---|----|----|----|----|----|----|
| STEARNS, Spencer | 3.0 | 8 | 9 | 3 | 2 | 1 | 18 | 23 | 81 |
| MARTIN, Joseph | 2.0 | 4 | 5 | 5 | 2 | 0 | 9 | 12 | 47 |
| ROSSY, Kyle | 1.0 | 0 | 0 | 0 | 2 | 2 | 3 | 5 | 22 |

| DBU | ip | h | r | er | bb | so | ab | bf | np |
|-----------------|-----|---|---|----|----|----|----|----|----|
| BUCKNAM, Micah | 5.0 | 3 | 2 | 2 | 2 | 10 | 17 | 20 | 87 |
| BRANSON, Ashton | 2.0 | 1 | 0 | 0 | 0 | 5 | 6 | 6 | 34 |

Win - BUCKNAM, M. (1-0). Loss - STEARNS (0-2). Save - None.
WP - ROSSY(1). HBP - by STEARNS (JAY, G.); by STEARNS (JAY, G.); by STEARNS (DATTALO, M.). Pitches/strikes: STEARNS 81/50; MARTIN, J 47/27; ROSSY 22/8; BUCKNAM, M. 87/61; BRANSON, A. 34/23.

Umpires - HP: Shaylor Smith (CC) 1B: Kyle Parker 2B: Cole Lumpp 3B: Don Umland
Start: 1:05 pm Time: 2:10 Attendance: 697
Weather: 45* and warming, light winds

SIUE 1 (2-3)

DBU 11 (5-1)

| Player | ab | r | h | rbi | bb | so | po | a | lob |
|----------------------|----|---|---|-----|----|----|----|---|-----|
| BLOOMER, Chase ss | 3 | 0 | 1 | 0 | 1 | 1 | 0 | 2 | 1 |
| NIEDZWIEDZ, Ryan 1b | 3 | 0 | 0 | 0 | 0 | 2 | 4 | 0 | 1 |
| WILLOUGHBY, Ethan 3b | 2 | 0 | 1 | 0 | 1 | 0 | 1 | 0 | 0 |
| RATLIFF, Kyle rf | 3 | 0 | 1 | 0 | 1 | 4 | 0 | 1 | 0 |
| SIEMER, Michael dh | 2 | 0 | 0 | 1 | 1 | 0 | 0 | 2 | 0 |
| GIERER, Daniel lf | 3 | 1 | 1 | 0 | 0 | 0 | 3 | 0 | 1 |
| KANG, Sean c | 3 | 0 | 0 | 0 | 2 | 6 | 0 | 0 | 0 |
| CROWDEN, Lane 2b | 3 | 0 | 0 | 1 | 0 | 2 | 0 | 0 | 0 |
| FRANCK, Gage cf | 2 | 0 | 0 | 0 | 0 | 1 | 0 | 0 | 0 |
| TEIXEIRA, Tim p | 0 | 0 | 0 | 0 | 0 | 0 | 0 | 1 | 0 |
| MCKILLOP, Liam p | 0 | 0 | 0 | 0 | 0 | 0 | 0 | 0 | 0 |
| ATHMER, Kyle p | 0 | 0 | 0 | 0 | 0 | 0 | 0 | 0 | 0 |
| Totals | 24 | 1 | 4 | 1 | 3 | 9 | 18 | 4 | 6 |

| Player | ab | r | h | rbi | bb | so | po | a | lob |
|----------------------|----|----|---|-----|----|----|----|---|-----|
| HUMPHREYS, Nathan cf | 3 | 1 | 1 | 0 | 0 | 0 | 0 | 0 | 1 |
| DATTALO, Michael 3b | 3 | 1 | 0 | 0 | 1 | 0 | 1 | 0 | 1 |
| POOLE, Tom 1b | 1 | 2 | 1 | 1 | 3 | 0 | 8 | 0 | 0 |
| JAY, Grant c | 4 | 2 | 3 | 5 | 0 | 0 | 9 | 1 | 1 |
| KRAUSS, Chayton 2b | 4 | 0 | 0 | 0 | 2 | 1 | 1 | 2 | 1 |
| NERAT, Joey rf | 4 | 1 | 1 | 0 | 0 | 1 | 1 | 0 | 0 |
| TRYON, Ben lf | 3 | 1 | 1 | 0 | 0 | 2 | 0 | 0 | 0 |
| BENNETT, Jake dh | 2 | 2 | 2 | 3 | 1 | 0 | 0 | 0 | 0 |
| HEEFNER, Luke ss | 2 | 1 | 0 | 0 | 0 | 1 | 1 | 3 | 0 |
| ELLWANGER, James p | 0 | 0 | 0 | 0 | 0 | 0 | 0 | 0 | 0 |
| PETTITTE, Luke p | 0 | 0 | 0 | 0 | 0 | 0 | 0 | 0 | 0 |
| KROLL, Athan p | 0 | 0 | 0 | 0 | 0 | 0 | 0 | 0 | 0 |
| Totals | 26 | 11 | 9 | 9 | 5 | 6 | 21 | 6 | 4 |

| Score by Innings | 1 | 2 | 3 | 4 | 5 | 6 | 7 | R | H | E |
|------------------|---|---|---|---|---|---|---|----|---|---|
| SIUE | 0 | 0 | 0 | 0 | 0 | 0 | 1 | 1 | 4 | 0 |
| DBU | 0 | 4 | 0 | 5 | 0 | 2 | X | 11 | 9 | 0 |

LOB - SIUE 6; DBU 4. 2B - HUMPHREYS, N(2). HR - JAY, G. 2(2); BENNETT, J.(1). HBP - FRANCK; HEEFNER, L.. SH - HUMPHREYS, N(1). CS - BLOOMER(1).

| SIUE | ip | h | r | er | bb | so | ab | bf | np |
|----------------|-----|---|---|----|----|----|----|----|----|
| TEIXEIRA, Tim | 3.1 | 7 | 8 | 8 | 3 | 2 | 16 | 21 | 68 |
| MCKILLOP, Liam | 1.2 | 1 | 1 | 1 | 1 | 3 | 6 | 7 | 25 |
| ATHMER, Kyle | 1.0 | 1 | 2 | 2 | 1 | 1 | 4 | 5 | 21 |

| DBU | ip | h | r | er | bb | so | ab | bf | np | |
|------------------|-----|---|---|----|----|----|----|----|----|----|
| ELLWANGER, James | 3.0 | 1 | 0 | 0 | 0 | 2 | 6 | 9 | 11 | 48 |
| PETTITTE, Luke | 2.2 | 0 | 0 | 0 | 1 | 2 | 8 | 9 | 27 | |
| KROLL, Athan | 1.1 | 3 | 1 | 1 | 0 | 1 | 7 | 8 | 26 | |

Win - PETTITTE, L. (2-0). Loss - TEIXEIRA (0-1). Save - None.
WP - TEIXEIRA(1); MCKILLOP(1); KROLL, A.(1). HBP - by TEIXEIRA (HEEFNER, L.); by KROLL, A. (FRANCK). PB - KANG(1). Pitches/strikes: TEIXEIRA 68/39; MCKILLOP 25/16; ATHMER 21/14; ELLWANGER, J 48/27; PETTITTE, L. 27/19; KROLL, A. 26/17.

Umpires - HP: Kyle Parker 1B: Cole Lumpp 2B: Don Umland 3B: Shaylor Smith (CC)
Start: 4:00 pm Time: 1:50 Attendance: 697
Weather: 51* slight wind, cooling down



February 23, 2025 • Dallas, Texas

SIUE EDWARDSVILLE

2

DBU

10



February 26, 2025 • Arlington, Texas

LSU

7

DBU

3

SIUE 2 (2-4)

DBU 10 (6-1)

| Player | ab | r | h | rbi | bb | so | po | a | lob |
|-------------------------|----|---|---|-----|----|----|----|----|-----|
| BLOOMER, Chase ss | 4 | 0 | 0 | 0 | 0 | 1 | 1 | 4 | 0 |
| GIERER, Daniel lf | 3 | 0 | 0 | 0 | 3 | 1 | 0 | 0 | 0 |
| CHAPMAN, Sam lf | 1 | 0 | 0 | 0 | 0 | 0 | 0 | 0 | 0 |
| NIEDZWIEDZ, Ryan 1b/2b | 4 | 2 | 2 | 1 | 0 | 1 | 8 | 2 | 0 |
| RATLIFF, Kyle rf | 3 | 0 | 2 | 0 | 1 | 1 | 2 | 0 | 0 |
| WILLOUGHBY, Ethan 3b | 2 | 0 | 0 | 0 | 0 | 1 | 2 | 2 | 0 |
| HEYDER, Joshua ph | 1 | 0 | 1 | 0 | 0 | 0 | 0 | 0 | 0 |
| SIEMER, Michael dh | 2 | 0 | 0 | 1 | 1 | 0 | 0 | 0 | 0 |
| FRY, Brenden cf | 4 | 0 | 0 | 0 | 1 | 1 | 0 | 2 | 0 |
| STALLCUP, John c | 2 | 0 | 0 | 0 | 0 | 0 | 1 | 0 | 0 |
| HEPBURN, Kyle c | 0 | 0 | 0 | 0 | 1 | 0 | 4 | 0 | 0 |
| MITCHELL, Mack 2b | 2 | 0 | 0 | 0 | 0 | 1 | 2 | 3 | 0 |
| HARRINGTON, Trace ph/1b | 1 | 0 | 0 | 0 | 1 | 2 | 0 | 0 | 0 |
| COON, Brady p | 0 | 0 | 0 | 0 | 0 | 0 | 0 | 0 | 0 |
| RODRIGUEZ, Alex p | 0 | 0 | 0 | 0 | 0 | 0 | 0 | 0 | 0 |
| MCLAUGHLIN, Duncan p | 0 | 0 | 0 | 0 | 0 | 0 | 1 | 0 | 0 |
| DAVIS, Tyler p | 0 | 0 | 0 | 0 | 0 | 0 | 0 | 0 | 0 |
| BAILEY, Kieran p | 0 | 0 | 0 | 0 | 0 | 0 | 0 | 0 | 0 |
| Totals | 29 | 2 | 5 | 2 | 3 | 9 | 24 | 11 | 5 |

| Player | ab | r | h | rbi | bb | so | po | a | lob |
|----------------------|----|----|----|-----|----|----|----|---|-----|
| HUMPHREYS, Nathan cf | 4 | 3 | 2 | 1 | 1 | 1 | 2 | 0 | 0 |
| DATTALO, Michael 3b | 4 | 2 | 2 | 1 | 1 | 0 | 0 | 2 | 0 |
| POOLE, Tom 1b | 3 | 1 | 1 | 1 | 2 | 0 | 9 | 0 | 1 |
| JAY, Grant c | 4 | 2 | 2 | 5 | 0 | 1 | 7 | 2 | 0 |
| BERGHULT, Adam ph/c | 1 | 0 | 0 | 0 | 0 | 0 | 2 | 0 | 1 |
| NERAT, Joey rf | 5 | 1 | 3 | 0 | 1 | 1 | 4 | 0 | 0 |
| KRAUSS, Chayton 2b | 4 | 0 | 1 | 3 | 1 | 0 | 0 | 1 | 0 |
| UNDERHILL, Landon lf | 2 | 0 | 0 | 0 | 2 | 0 | 1 | 0 | 1 |
| SCHLAEGEL, Dylan lf | 0 | 0 | 0 | 0 | 1 | 0 | 1 | 0 | 0 |
| BENNETT, Jake dh | 3 | 0 | 0 | 1 | 1 | 1 | 0 | 0 | 3 |
| TRYON, Ben ph | 1 | 0 | 0 | 0 | 1 | 0 | 0 | 1 | 0 |
| HEEFNER, Luke ss | 3 | 1 | 1 | 0 | 1 | 0 | 1 | 2 | 3 |
| GREBECK, Cody ss | 0 | 0 | 0 | 0 | 0 | 0 | 0 | 0 | 0 |
| SCHWEDE, Rian p | 0 | 0 | 0 | 0 | 0 | 0 | 0 | 0 | 0 |
| PETERS, Mason p | 0 | 0 | 0 | 0 | 0 | 0 | 0 | 0 | 0 |
| SWINNEY, Mason p | 0 | 0 | 0 | 0 | 0 | 0 | 0 | 0 | 0 |
| WATT, Liam p | 0 | 0 | 0 | 0 | 0 | 0 | 0 | 1 | 0 |
| BONN, Nick p | 0 | 0 | 0 | 0 | 0 | 0 | 0 | 0 | 0 |
| Totals | 34 | 10 | 11 | 10 | 10 | 5 | 27 | 8 | 10 |

| Score by Innings | 1 | 2 | 3 | 4 | 5 | 6 | 7 | 8 | 9 | R | H | E |
|------------------|---|---|---|---|---|---|---|---|---|----|----|---|
| SIUE | 1 | 0 | 0 | 1 | 0 | 0 | 0 | 0 | 0 | 2 | 5 | 1 |
| DBU | 2 | 0 | 1 | 4 | 3 | 0 | 0 | 0 | X | 10 | 11 | 0 |

E - MCLAUGHLIN(1). DP - SIUE 1. LOB - SIUE 5; DBU 10. 2B - NIEDZWIEDZ(2); RATLIFF(1); HUMPHREYS, N 2(4); KRAUSS, C. 2(3). HR - NIEDZWIEDZ(1); JAY, G.(3). SH - WILLOUGHBY(1). SF - SIEMER(1). SB - JAY, G.(2).

| SIUE | ip | h | r | er | bb | so | ab | bf | np |
|--------------------|-----|---|---|----|----|----|----|----|----|
| COON, Brady | 3.0 | 4 | 3 | 3 | 4 | 0 | 12 | 16 | 64 |
| RODRIGUEZ, Alex | 1.0 | 2 | 4 | 4 | 2 | 1 | 5 | 7 | 36 |
| MCLAUGHLIN, Duncan | 0.2 | 4 | 3 | | | | | | |

BOX SCORES

February 28, 2025 • Tulsa, Okla.



ORU

7

DBU

6

DBU 6 (6-3)

| Player | ab | r | h | rbi | bb | so | po | a | lob |
|-----------------------|----|---|----|-----|----|----|----|----|-----|
| HUMPHREYS, Nathan cf | 5 | 0 | 1 | 0 | 0 | 0 | 5 | 0 | 0 |
| DATTALO, Michael 3b | 3 | 0 | 1 | 0 | 2 | 1 | 0 | 3 | 3 |
| POOLE, Tom lf/1b | 5 | 1 | 2 | 2 | 0 | 2 | 0 | 0 | 0 |
| JAY, Grant c | 5 | 2 | 2 | 2 | 1 | 8 | 0 | 4 | 4 |
| KRAUSS, Chayton 1b/2b | 5 | 1 | 3 | 0 | 0 | 0 | 10 | 0 | 0 |
| NERAT, Joey rf | 5 | 1 | 3 | 1 | 0 | 0 | 1 | 0 | 0 |
| BENNETT, Jake dh | 4 | 0 | 1 | 0 | 0 | 0 | 0 | 0 | 0 |
| SWINNEY, Mason 2b/ss | 5 | 0 | 0 | 1 | 0 | 0 | 2 | 3 | 1 |
| HEEFNER, Luke ss | 3 | 0 | 0 | 0 | 0 | 2 | 0 | 4 | 3 |
| UNDERHILL, Landon ph | 0 | 1 | 0 | 0 | 1 | 0 | 0 | 0 | 0 |
| GREBECK, Cody ss | 0 | 0 | 0 | 0 | 0 | 0 | 1 | 0 | 0 |
| TRYON, Ben ph | 1 | 0 | 0 | 0 | 0 | 0 | 0 | 0 | 1 |
| SCHLAEGEL, Dylan lf | 0 | 0 | 0 | 0 | 0 | 0 | 0 | 0 | 0 |
| BUCKNAM, Micah p | 0 | 0 | 0 | 0 | 0 | 0 | 0 | 0 | 0 |
| WATT, Liam p | 0 | 0 | 0 | 0 | 0 | 0 | 0 | 0 | 0 |
| BONN, Nick p | 0 | 0 | 0 | 0 | 0 | 0 | 0 | 0 | 0 |
| Totals | 41 | 6 | 13 | 6 | 3 | 6 | 26 | 11 | 12 |

Score by Innings

| | 1 | 2 | 3 | 4 | 5 | 6 | 7 | 8 | 9 | R | H | E |
|--------------|---|---|---|---|---|---|---|---|---|----------|-----------|----------|
| DBU | 0 | 1 | 0 | 1 | 1 | 0 | 0 | 3 | 0 | 6 | 13 | 1 |
| Oral Roberts | 0 | 0 | 0 | 0 | 0 | 6 | 0 | 0 | 1 | 7 | 10 | 2 |

Note: 2 outs, 3 runners LOB when the game ended.

E - HEEFNER, L.(2); E. Fender(3); M. Davis(2). DP - DBU 2; ORU 1. LOB - DBU 12; ORU 5. 2B - POOLE, T.(5); K. Campbell(1). HR - POOLE, T.(2); JAY, G. 2(6); NERAT, J.(1); W. Kane-Yate(2); M. Davis(2). HBP - BENNETT, J.; E. Fender.

| DBU | ip | h | r | er | bb | so | ab | bf | np | Oral Roberts | ip | h | r | er | bb | so | ab | bf | np |
|----------------|-----|---|---|----|----|----|----|----|----|--------------|-----|---|---|----|----|----|----|----|----|
| BUCKNAM, Micah | 6.0 | 7 | 6 | 5 | 0 | 7 | 25 | 25 | 83 | W. Rouse | 4.1 | 8 | 3 | 3 | 2 | 5 | 22 | 24 | 82 |
| WATT, Liam | 1.1 | 2 | 0 | 0 | 0 | 0 | 6 | 6 | 22 | J. Hill | 3.1 | 3 | 2 | 2 | 1 | 13 | 15 | 60 | |
| BONN, Nick | 1.1 | 1 | 1 | 1 | 2 | 1 | 4 | 7 | 21 | D. Patten | 1.1 | 2 | 1 | 1 | 0 | 0 | 6 | 6 | 21 |

Win - D. Patten (1-0). Loss - BONN, N. (1-1). Save - None.
 WP - BUCKNAM, M.(1); BONN, N.(1). HBP - by J. Hill (BENNETT, J.); by BONN, N. (E. Fender). Pitches/strikes: BUCKNAM, M. 83/60; WATT, L. 22/13; BONN, N. 21/8; W. Rouse 82/53; J. Hill 60/36; D. Patten 21/15.

Umpires - HP: Joseph Brown 1B: Brandon Misun 3B: Mark Hutchinson
 Start: 3:00 PM Time: 2:56 Attendance: 1039
 Weather: 79 degrees and sunny

March 1, 2025 • Tulsa, Okla.



ORU

1

DBU

6

DBU 6 (7-3)

| Player | ab | r | h | rbi | bb | so | po | a | lob |
|------------------------|----|---|---|-----|----|----|----|----|-----|
| HUMPHREYS, Nathan cf | 3 | 0 | 2 | 2 | 2 | 0 | 2 | 0 | 0 |
| DATTALO, Michael 3b | 5 | 1 | 0 | 0 | 0 | 1 | 0 | 3 | 5 |
| POOLE, Tom 1b | 5 | 0 | 0 | 0 | 0 | 2 | 8 | 0 | 0 |
| JAY, Grant c | 5 | 1 | 1 | 0 | 0 | 2 | 10 | 2 | 2 |
| KRAUSS, Chayton 2b | 5 | 1 | 1 | 0 | 0 | 2 | 1 | 0 | 0 |
| NERAT, Joey rf | 3 | 1 | 1 | 1 | 1 | 0 | 1 | 0 | 0 |
| BENNETT, Jake dh | 4 | 1 | 1 | 0 | 0 | 0 | 0 | 0 | 0 |
| UNDERHILL, Landon lf | 3 | 0 | 1 | 1 | 0 | 0 | 2 | 0 | 0 |
| TRYON, Ben ph | 0 | 0 | 0 | 0 | 1 | 0 | 0 | 0 | 0 |
| SCHLAEGEL, Dylan pr/lf | 0 | 0 | 0 | 0 | 0 | 0 | 0 | 0 | 0 |
| GREBECK, Cody ss | 2 | 1 | 0 | 0 | 2 | 1 | 2 | 4 | 1 |
| ELLWANGER, James p | 0 | 0 | 0 | 0 | 0 | 0 | 0 | 0 | 0 |
| JENKINS, Jerrod p | 0 | 0 | 0 | 0 | 0 | 0 | 0 | 0 | 0 |
| PETERS, Mason p | 0 | 0 | 0 | 0 | 0 | 0 | 0 | 0 | 0 |
| Totals | 35 | 6 | 7 | 4 | 6 | 6 | 27 | 10 | 8 |

Score by Innings

| | 1 | 2 | 3 | 4 | 5 | 6 | 7 | 8 | 9 | R | H | E |
|--------------|---|---|---|---|---|---|---|---|---|----------|----------|----------|
| DBU | 0 | 1 | 0 | 0 | 0 | 0 | 2 | 3 | 0 | 6 | 7 | 0 |
| Oral Roberts | 0 | 0 | 0 | 0 | 0 | 0 | 1 | 0 | 1 | 1 | 7 | 2 |

E - M. Mainord(1); K. Campbell(2). DP - DBU 1. LOB - DBU 8; ORU 11. 2B - BENNETT, J.(1). HBP - J. Schark. SB - HUMPHREYS, N(2); NERAT, J.(4); SCHLAEGEL, D(1); C. Combs(1).

| DBU | ip | h | r | er | bb | so | ab | bf | np | Oral Roberts | ip | h | r | er | bb | so | ab | bf | np |
|------------------|-----|---|---|----|----|----|----|----|----|--------------|-----|---|---|----|----|----|----|----|----|
| ELLWANGER, James | 4.0 | 1 | 0 | 0 | 0 | 2 | 4 | 13 | 57 | N. Love | 5.0 | 2 | 1 | 1 | 4 | 1 | 18 | 22 | 78 |
| JENKINS, Jerrod | 3.1 | 4 | 1 | 1 | 3 | 6 | 13 | 17 | 74 | E. Teel | 2.1 | 4 | 5 | 3 | 1 | 1 | 11 | 12 | 44 |
| PETERS, Mason | 1.2 | 2 | 0 | 0 | 0 | 2 | 7 | 7 | 30 | B. Sanford | 1.2 | 1 | 0 | 0 | 1 | 4 | 6 | 7 | 31 |

Win - JENKINS, J. (1-0). Loss - N. Love (1-2). Save - PETERS, M. (2).
 WP - JENKINS, J.(2). HBP - by JENKINS, J. (J. Schark). Pitches/strikes: ELLWANGER, J 57/35; JENKINS, J. 74/40; PETERS, M. 30/19; N. Love 78/42; E. Teel 44/28; B. Sanford 31/18.

Umpires - HP: Joseph Brown 1B: Brandon Misun 3B: Mark Hutchinson
 Start: 2:00 PM Time: 2:51 Attendance: 1674
 Weather: 60 degrees and sunny

March 2, 2025 • Tulsa, Okla.



ORU

5

DBU

6

DBU 6 (8-3)

| Player | ab | r | h | rbi | bb | so | po | a | lob |
|----------------------|----|---|---|-----|----|----|----|---|-----|
| HUMPHREYS, Nathan cf | 4 | 2 | 0 | 1 | 1 | 1 | 2 | 0 | 0 |
| JAY, Grant c | 5 | 0 | 1 | 0 | 2 | 6 | 1 | 1 | 1 |
| POOLE, Tom lf | 3 | 0 | 0 | 0 | 2 | 1 | 1 | 0 | 0 |
| KRAUSS, Chayton 1b | 4 | 0 | 1 | 2 | 0 | 0 | 9 | 0 | 1 |
| DATTALO, Michael 3b | 4 | 0 | 2 | 0 | 0 | 0 | 0 | 1 | 2 |
| NERAT, Joey rf | 4 | 1 | 1 | 0 | 0 | 1 | 5 | 0 | 2 |
| BENNETT, Jake dh | 3 | 0 | 0 | 0 | 0 | 0 | 0 | 0 | 0 |
| SWINNEY, Mason 2b | 2 | 3 | 1 | 0 | 2 | 0 | 4 | 3 | 0 |
| GREBECK, Cody ss | 2 | 0 | 1 | 1 | 0 | 0 | 0 | 4 | 0 |
| SCHWEDE, Rian p | 0 | 0 | 0 | 0 | 0 | 0 | 0 | 0 | 0 |
| KROLL, Athan p | 0 | 0 | 0 | 0 | 0 | 0 | 0 | 0 | 0 |
| WATT, Liam p | 0 | 0 | 0 | 0 | 0 | 0 | 0 | 0 | 0 |
| BONN, Nick p | 0 | 0 | 0 | 0 | 0 | 0 | 0 | 0 | 0 |
| Totals | 31 | 6 | 7 | 5 | 5 | 5 | 27 | 9 | 6 |

Score by Innings

| | 1 | 2 | 3 | 4 | 5 | 6 | 7 | 8 | 9 | R | H | E |
|--------------|---|---|---|---|---|---|---|---|---|----------|----------|----------|
| DBU | 0 | 0 | 2 | 2 | 0 | 2 | 0 | 0 | 0 | 6 | 7 | 0 |
| Oral Roberts | 0 | 0 | 0 | 1 | 0 | 0 | 0 | 4 | 0 | 5 | 9 | 2 |

E - K. Campbell(3); M. Davis(3). DP - DBU 1. LOB - DBU 6; ORU 6. 2B - NERAT, J.(4); M. Tanaka(2); C. Combs(2).
 3B - JAY, G.(1). HBP - BENNETT, J.; M. Tanaka; W. Kane-Yate. SH - GREBECK, C. 2(2). SB - HUMPHREYS, N(3); SWINNEY, M.(1); GREBECK, C.(1). CS - DATTALO, M.(2); GREBECK, C.(2).

| DBU | ip | h | r | er | bb | so | ab | bf | np | Oral Roberts | ip | h | r | er | bb | so | ab | bf | np |
|---------------|-----|---|---|----|----|----|----|----|----|--------------|-----|---|---|----|----|----|----|----|----|
| SCHWEDE, Rian | 7.0 | 6 | 1 | 1 | 0 | 5 | 26 | 27 | 84 | T. Martin | 2.2 | 1 | 2 | 2 | 4 | 2 | 8 | 13 | 58 |
| KROLL, Athan | 0.0 | 1 | 3 | 3 | 1 | 0 | 1 | 3 | 10 | J. Ure | 3.1 | 5 | 4 | 4 | 1 | 1 | 14 | 16 | 57 |
| WATT, Liam | 1.0 | 2 | 1 | 1 | 0 | 0 | 5 | 5 | 10 | D. Patten | 1.0 | 1 | 0 | 0 | 0 | 1 | 4 | 4 | 13 |
| BONN, Nick | 1.0 | 0 | 0 | 0 | 0 | 1 | 3 | 3 | 10 | C. Johnson | 1.0 | 0 | 0 | 0 | 0 | 0 | 2 | 3 | 15 |
| | | | | | | | | | | C. Floyd | 1.0 | 0 | 0 | 0 | 0 | 1 | 3 | 3 | 21 |

Win - SCHWEDE, R. (3-0). Loss - T. Martin (1-2). Save - BONN, N. (1).
 WP - T. Martin(1). HBP - by SCHWEDE, R. (W. Kane-Yate); by C. Johnson (BENNETT, J.); by KROLL, A. (M. Tanaka).
 Pitches/strikes: SCHWEDE, R. 84/56; KROLL, A. 10/4; WATT, L. 10/8; BONN, N. 10/10; T. Martin 58/27; J. Ure 57/35; D. Patten 13/12; C. Johnson 15/9; C. Floyd 21/14.

Umpires - HP: Brandon Misun 1B: Mark Hutchinson 3B: Joseph Brown
 Start: 1:00 PM Time: 2:25 Attendance: 707
 Weather: 55 and sunny
 KROLL, A. faced 3 batters in the 8th.

March 4, 2025 • Dallas, Texas



OKLAHOMA

0

DBU

11

Oklahoma 0 (11-1)

| Player | ab | r | h | rbi | bb | so | po | a | lob |
|-----------------------|----|---|---|-----|----|----|----|---|-----|
| Walk, Jason cf | 2 | 0 | 1 | 0 | 1 | 0 | 1 | 0 | 0 |
| Willits, Jaxon ss | 3 | 0 | 0 | 0 | 0 | 2 | 0 | 2 | 0 |
| Gambill, Trey lf | 2 | 0 | 0 | 0 | 1 | 1 | 0 | 1 | 0 |
| Carmichael, Easton dh | 3 | 0 | 1 | 0 | 0 | 2 | 0 | 0 | 0 |
| Christiansen, Sam rf | 3 | 0 | 0 | 0 | 0 | 2 | 0 | 2 | 0 |
| Branch, Kyle 2b | 3 | 0 | 0 | 0 | 0 | 1 | 1 | 0 | 0 |
| Tockey, Dayton 1b | 2 | 0 | 0 | 0 | 1 | 5 | 0 | 0 | 0 |
| Mudler, Scott c | 2 | 0 | 0 | 0 | 1 | 10 | 1 | 0 | 0 |
| Willis, Dawson 3b | 2 | 0 | 0 | 0 | 0 | 2 | 0 | 1 | 0 |
| Crossland, Cade p | 0 | 0 | 0 | 0 | 0 | 0 | 0 | 0 | 0 |
| Jones, Gavyn p | 0 | 0 | 0 | 0 | 0 | 0 | 0 | 0 | 0 |
| Bodin, Jason p | 0 | 0 | 0 | 0 | 0 | 0 | 0 | 0 | 0 |
| Sampson, Beau p | 0 | 0 | 0 | 0 | 0 | 0 | 0 | 0 | 0 |
| Totals | 22 | 0 | 2 | 0 | | | | | |

Score by Innings

| | 1 | 2 | 3 | 4 | 5 | 6 | 7 | 8 | 9 | R | H | E |
|----------|---|---|---|---|---|---|---|----|----|----------|-----------|----------|
| Oklahoma | 0 | 0 | 0 | 0 | 0 | 0 | 0 | 0 | 0 | 0 | 2 | 0 |
| DBU | 2 | 0 | 2 | 5 | 0 | 2 | X | 11 | 11 | 0 | 11 | 0 |

DP - DBU 1. LOB - OU 3; DBU 6. 2B - HUMPHREYS, N(5). HR - JAY, G.(7); KRAUSS, C. 2(2); DATTALO, M.(1). HBP - DATTALO, M.. SB - JAY, G.(3); POOLE, T.(5).

| Oklahoma | ip | h | r | er | bb | so | ab | bf | np | DBU | ip | h | r | er | bb | so | ab | bf | np |
|-----------------|-----|---|---|----|----|----|----|----|----|---------------|-----|---|---|----|----|----|----|----|----|
| Crossland, Cade | 3.2 | 6 | 6 | 6 | 3 | 6 | 17 | 20 | 73 | BORBERG, Ryan | 5.0 | 1 | 0 | 0 | 2 | 7 | 15 | 17 | 76 |
| Jones, Gavyn | 0.1 | 3 | 3 | 0 | 1 | 4 | 4 | 11 | | PETERS, Mason | 2.0 | 1 | 0 | 0 | 0 | 5 | 7 | 7 | 29 |
| Bodin, Jason | 1.2 | 2 | 2 | 0 | 3 | 7 | 8 | 33 | | | | | | | | | | | |
| Sampson, Beau | 0.1 | 0 | 0 | 0 | 2 | 1 | 1 | 3 | 38 | | | | | | | | | | |

Win - BORBERG, R. (1-1). Loss - Crossland, C (1-1). Save - None.
 HBP - by Bodin, J. (DATTALO, M.). Pitches/strikes: Crossland, C 73/52; Jones, G. 11/6; Bodin, J. 33/19; Sampson, B. 18/9; BORBERG, R. 76/47; PETERS, M. 29/22.

Umpires - HP: AJ Wendel (CC) 1B: Scott Chesser 2B: Mark Anthony Edwards 3B: Rob Walsh

BOX SCORES

March 7, 2025 • Lafayette, La.

LOUISIANA

6

DBU

5

DBU 5 (9-4)

Louisiana 6 (7-7)

| Player | ab | r | h | rbi | bb | so | po | a | lob | Player | ab | r | h | rbi | bb | so | po | a | lob |
|----------------------|----|---|---|-----|----|----|----|----|-----|---------------|----|---|----|-----|----|----|----|----|-----|
| HUMPHREYS, Nathan cf | 5 | 1 | 1 | 1 | 0 | 2 | 2 | 0 | 3 | Yuhasz rf/1b | 5 | 0 | 2 | 2 | 0 | 0 | 6 | 0 | 0 |
| JAY, Grant c | 3 | 1 | 1 | 0 | 2 | 2 | 4 | 1 | 0 | Wright cf | 3 | 0 | 1 | 0 | 1 | 1 | 1 | 0 | 2 |
| POOLE, Tom 1b | 3 | 1 | 0 | 0 | 1 | 0 | 11 | 2 | 3 | Stelly dh | 4 | 0 | 0 | 0 | 1 | 0 | 0 | 0 | 0 |
| KRAUSS, Chayton 2b | 5 | 1 | 3 | 3 | 0 | 0 | 3 | 3 | 0 | Amedee 1b/3b | 4 | 0 | 1 | 0 | 0 | 1 | 7 | 1 | 1 |
| DATTALO, Michael 3b | 5 | 0 | 2 | 0 | 1 | 1 | 3 | 1 | 1 | Markle ss | 1 | 1 | 0 | 0 | 1 | 0 | 1 | 1 | 0 |
| NERAT, Joey rf | 4 | 0 | 0 | 0 | 2 | 1 | 0 | 0 | 0 | Galt ss | 2 | 1 | 1 | 0 | 0 | 0 | 0 | 1 | 0 |
| BERGHULT, Adam dh | 2 | 0 | 0 | 0 | 0 | 0 | 0 | 0 | 2 | Higgs lf | 2 | 2 | 1 | 0 | 1 | 0 | 0 | 0 | 0 |
| BENNETT, Jake ph/dh | 1 | 0 | 0 | 0 | 1 | 1 | 0 | 0 | 0 | Torres c | 3 | 0 | 2 | 1 | 0 | 0 | 10 | 1 | 0 |
| UNDERHILL, Landon lf | 3 | 1 | 1 | 0 | 1 | 1 | 0 | 0 | 0 | Cuff 3b | 2 | 0 | 0 | 0 | 0 | 1 | 0 | 0 | 0 |
| GREBECK, Cody ss | 3 | 0 | 1 | 0 | 0 | 1 | 0 | 4 | 0 | Collins ph/rf | 2 | 1 | 0 | 2 | 0 | 0 | 0 | 0 | 0 |
| BUCKNAM, Micah p | 0 | 0 | 0 | 0 | 0 | 0 | 2 | 1 | 0 | Ardoin 2b | 4 | 1 | 3 | 1 | 0 | 0 | 2 | 4 | 1 |
| PETERS, Mason p | 0 | 0 | 0 | 0 | 0 | 0 | 1 | 0 | 0 | Holzhammer p | 0 | 0 | 0 | 0 | 0 | 0 | 0 | 1 | 0 |
| BONN, Nick p | 0 | 0 | 0 | 0 | 0 | 0 | 0 | 0 | 0 | Herrmann p | 0 | 0 | 0 | 0 | 0 | 0 | 0 | 0 | 0 |
| Totals | 34 | 5 | 9 | 4 | 5 | 10 | 25 | 15 | 9 | Trimble p | 0 | 0 | 0 | 0 | 0 | 0 | 0 | 0 | 0 |
| | | | | | | | | | | Theut p | 0 | 0 | 0 | 0 | 0 | 0 | 0 | 1 | 0 |
| | | | | | | | | | | Rosario p | 0 | 0 | 0 | 0 | 0 | 0 | 0 | 0 | 0 |
| | | | | | | | | | | Totals | 32 | 6 | 11 | 6 | 3 | 4 | 27 | 10 | 6 |

Score by Innings

| | 1 | 2 | 3 | 4 | 5 | 6 | 7 | 8 | 9 | R | H | E |
|-----------|---|---|---|---|---|---|---|---|---|---|----|---|
| DBU | 0 | 0 | 1 | 0 | 0 | 1 | 0 | 0 | 3 | 5 | 9 | 0 |
| Louisiana | 0 | 1 | 0 | 0 | 0 | 0 | 2 | 0 | 3 | 6 | 11 | 1 |

Note: 1 out, 1 runner LOB when the game ended.

E - Holzhammer(1). DP - DBU 1; Louisiana 1. LOB - DBU 9; Louisiana 6. 2B - HUMPHREYS, N(6); GREBECK, C.(1); Yuhasz 2(4). HR - KRAUSS, C.(3). HBP - POOLE, T.. SH - GREBECK, C.(3); Higgs(2); Torres(3). SB - KRAUSS, C.(2); Wright 2(6); Markle(6).

| DBU | ip | h | r | er | bb | so | ab | bf | np | Louisiana | ip | h | r | er | bb | so | ab | bf | np | |
|----------------|-----|---|---|----|----|----|----|----|----|------------|-----|---|---|----|----|----|----|----|----|--|
| BUCKNAM, Micah | 6.0 | 5 | 3 | 3 | 3 | 20 | 24 | 87 | | Holzhammer | 3.0 | 3 | 1 | 1 | 0 | 4 | 11 | 12 | 45 | |
| PETERS, Mason | 2.0 | 2 | 0 | 0 | 0 | 1 | 7 | 8 | 32 | Herrmann | 2.1 | 4 | 1 | 1 | 1 | 2 | 11 | 12 | 46 | |
| BONN, Nick | 0.1 | 4 | 3 | 3 | 0 | 0 | 5 | 5 | 17 | Trimble | 0.0 | 0 | 0 | 0 | 0 | 2 | 0 | 2 | 9 | |
| | | | | | | | | | | Theut | 3.1 | 2 | 3 | 3 | 2 | 4 | 11 | 14 | 52 | |
| | | | | | | | | | | Rosario | 0.1 | 0 | 0 | 0 | 0 | 0 | 1 | 1 | 6 | |

Win - Rosario (1-0). Loss - BONN, N. (1-2). Save - None.
 WP - Theut(1). HBP - by Theut (POOLE, T.). PB - Torres(3). Pitches/strikes: BUCKNAM, M. 87/56; PETERS, M. 32/24; BONN, N. 17/13; Holzhammer 45/34; Herrmann 46/27; Trimble 9/1; Theut 52/30; Rosario 6/3.

Umpires - HP: Kevin Kennedy 1B: Lee Cannizaro 2B: Luke Weems 3B: Josh Gilreath
 Start: 6:05 pm Time: 2:54 Attendance: 4513
 Weather: 70F, Mostly cloudy, S 8 mph
 Trimble faced 2 batters in the 6th.
 BUCKNAM, M. faced 2 batters in the 7th.

March 8, 2025 • Lafayette, La.

LOUISIANA

6

DBU

10

DBU 10 (10-4)

Louisiana 6 (7-8)

| Player | ab | r | h | rbi | bb | so | po | a | lob | Player | ab | r | h | rbi | bb | so | po | a | lob |
|----------------------|----|----|---|-----|----|----|----|----|-----|------------|----|---|---|-----|----|----|----|----|-----|
| HUMPHREYS, Nathan cf | 4 | 1 | 0 | 1 | 0 | 0 | 2 | 0 | 0 | Yuhasz 1b | 4 | 2 | 1 | 1 | 0 | 0 | 8 | 0 | 2 |
| JAY, Grant c | 4 | 1 | 0 | 0 | 0 | 1 | 7 | 2 | 0 | Wright cf | 4 | 0 | 1 | 2 | 0 | 1 | 5 | 0 | 0 |
| KRAUSS, Chayton 1b | 4 | 0 | 1 | 1 | 1 | 14 | 0 | 0 | 0 | Stelly dh | 2 | 1 | 0 | 1 | 2 | 0 | 0 | 0 | 0 |
| POOLE, Tom lf | 4 | 2 | 2 | 0 | 0 | 1 | 0 | 0 | 1 | Amedee 3b | 4 | 0 | 1 | 0 | 0 | 2 | 0 | 4 | 2 |
| DATTALO, Michael 3b | 3 | 2 | 2 | 1 | 1 | 0 | 4 | 0 | 0 | Galt ss | 3 | 1 | 1 | 0 | 2 | 0 | 3 | 0 | 0 |
| NERAT, Joey rf | 4 | 1 | 1 | 0 | 0 | 1 | 1 | 0 | 2 | Higgs lf | 4 | 0 | 0 | 0 | 1 | 1 | 0 | 4 | 0 |
| BERGHULT, Adam dh | 4 | 1 | 1 | 1 | 0 | 0 | 0 | 0 | 0 | Torres c | 5 | 1 | 2 | 1 | 0 | 1 | 5 | 1 | 1 |
| HEEFNER, Luke ss | 3 | 1 | 0 | 0 | 1 | 0 | 2 | 4 | 0 | Collins rf | 3 | 0 | 1 | 0 | 0 | 0 | 2 | 0 | 1 |
| GRADY, Keaton 2b | 3 | 1 | 1 | 2 | 0 | 1 | 0 | 1 | 0 | Ardoin 2b | 3 | 1 | 0 | 0 | 1 | 3 | 3 | 4 | 0 |
| GREBECK, Cody ph/2b | 0 | 0 | 0 | 0 | 0 | 0 | 1 | 1 | 0 | Dillhoff p | 0 | 0 | 0 | 0 | 0 | 0 | 0 | 1 | 0 |
| ELLWANGER, James p | 0 | 0 | 0 | 0 | 0 | 0 | 2 | 0 | 0 | Tollett p | 0 | 0 | 0 | 0 | 0 | 0 | 0 | 0 | 0 |
| JENKINS, Jerrod p | 0 | 0 | 0 | 0 | 0 | 0 | 0 | 0 | 0 | Marcotte p | 0 | 0 | 0 | 0 | 0 | 0 | 0 | 0 | 0 |
| SCHOTT, Tyler p | 0 | 0 | 0 | 0 | 0 | 0 | 0 | 0 | 0 | Rosario p | 0 | 0 | 0 | 0 | 0 | 0 | 0 | 1 | 0 |
| BRANSON, Ashton p | 0 | 0 | 0 | 0 | 0 | 0 | 1 | 0 | 0 | Gaither p | 0 | 0 | 0 | 0 | 0 | 0 | 0 | 0 | 0 |
| Totals | 33 | 10 | 8 | 6 | 3 | 5 | 27 | 15 | 3 | Totals | 32 | 6 | 7 | 6 | 5 | 8 | 27 | 11 | 10 |

Score by Innings

| | 1 | 2 | 3 | 4 | 5 | 6 | 7 | 8 | 9 | R | H | E |
|-----------|---|---|---|---|---|---|---|---|---|----|---|---|
| DBU | 0 | 6 | 0 | 0 | 0 | 0 | 0 | 2 | 2 | 10 | 8 | 1 |
| Louisiana | 1 | 0 | 0 | 0 | 0 | 4 | 0 | 0 | 1 | 6 | 7 | 3 |

E - GRADY, K.(1); Torres(2); Ardoin(2); Rosario(1). DP - Louisiana 1. LOB - DBU 3; Louisiana 10. 2B - POOLE, T.(6); DATTALO, M.(3); GRADY, K.(1); Yuhasz(5); Torres(1). HBP - JAY, G.; POOLE, T.; GREBECK, C.; Yuhasz; Stelly; Amedee; Higgs. SH - Wright(2); Collins(2). SF - HUMPHREYS, N(2). SB - POOLE, T.(6).

| DBU | ip | h | r | er | bb | so | ab | bf | np | Louisiana | ip | h | r | er | bb | so | ab | bf | np |
|------------------|-----|---|---|----|----|----|----|----|----|-----------|-----|---|---|----|----|----|----|----|----|
| ELLWANGER, James | 2.2 | 1 | 1 | 1 | 3 | 3 | 7 | 14 | 62 | Dillhoff | 1.0 | 2 | 5 | 4 | 1 | 0 | 6 | 8 | 19 |
| JENKINS, Jerrod | 3.0 | 5 | 4 | 4 | 2 | 2 | 14 | 16 | 58 | Tollett | 6.0 | 4 | 2 | 1 | 1 | 5 | 21 | 23 | 80 |
| SCHOTT, Tyler | 0.2 | 0 | 0 | 0 | 0 | 1 | 2 | 3 | 9 | Marcotte | 1.1 | 2 | 2 | 2 | 0 | 0 | 5 | 6 | 27 |
| BRANSON, Ashton | 2.2 | 1 | 1 | 1 | 0 | 2 | 9 | 10 | 35 | Rosario | 0.1 | 0 | 1 | 0 | 1 | 0 | 0 | 2 | 11 |
| | | | | | | | | | | Gaither | 0.1 | 0 | 0 | 0 | 0 | 0 | 1 | 1 | 5 |

Win - JENKINS, J. (2-0). Loss - Dillhoff (0-1). Save - BRANSON, A. (1).
 WP - ELLWANGER, J(1); JENKINS, J.(3); BRANSON, A.(1); Tollett(1); Rosario(1). HBP - by ELLWANGER, J (Yuhasz); by ELLWANGER, J (Amedee); by Dillhoff (POOLE, T.); by SCHOTT, T. (Higgs); by Marcotte (GREBECK, C.); by Rosario (JAY, G.); by BRANSON, A. (Stelly). Pitches/strikes: ELLWANGER, J 62/33; JENKINS, J. 58/36; SCHOTT, T. 9/6; BRANSON, A. 35/25; Dillhoff 19/9; Tollett 80/53; Marcotte 27/18; Rosario 11/5; Gaither 5/3.

Umpires - HP: Lee Cannizaro 1B: Luke Weems 2B: Josh Gilreath 3B: Kevin Kennedy
 Start: 2:06 pm Time: 3:08 Attendance: 4110
 Weather: 73F, Cloudy, E 11 mph
 Dillhoff faced 5 batters in the 2nd.
 Tollett faced 1 batter in the 8th.

March 9, 2025 • Lafayette, La.

LOUISIANA

2

DBU

8

DBU 8 (11-4)

Louisiana 2 (7-9)

| Player | ab | r | h | rbi | bb | so | po | a | lob | Player | ab | r | h | rbi | bb | so | po | a | lob |
|----------------------|----|---|----|-----|----|----|----|----|-----|--------------|----|---|----|-----|----|----|----|----|-----|
| HUMPHREYS, Nathan cf | 5 | 2 | 3 | 1 | 0 | 0 | 5 | 0 | 0 | Yuhasz 1b | 5 | 0 | 0 | 0 | 0 | 2 | 12 | 0 | 5 |
| JAY, Grant c | 3 | 2 | 1 | 1 | 1 | 7 | 0 | 2 | 0 | Wright cf | 3 | 1 | 1 | 0 | 0 | 0 | 5 | 0 | 0 |
| KRAUSS, Chayton 1b | 5 | 1 | 1 | 0 | 2 | 8 | 1 | 0 | 0 | Mandino cf | 2 | 0 | 1 | 0 | 0 | 0 | 0 | 0 | 0 |
| POOLE, Tom lf | 4 | 2 | 3 | 4 | 1 | 0 | 1 | 0 | 0 | Stelly dh | 5 | 0 | 1 | 0 | 0 | 0 | 0 | 3 | 3 |
| DATTALO, Michael 3b | 5 | 0 | 1 | 1 | 0 | 1 | 0 | 1 | 2 | Amedee 3b | 4 | 0 | 2 | 0 | 0 | 0 | 1 | 3 | 0 |
| NERAT, Joey rf | 4 | 1 | 1 | 1 | 0 | 0 | 0 | 1 | 1 | Galt ss | 3 | 0 | 0 | 1 | 0 | 1 | 1 | 4 | 1 |
| BERGHULT, Adam dh | 4 | 0 | 0 | 0 | 1 | 0 | 0 | 0 | 1 | Higgs lf | 4 | 0 | 1 | 0 | 0 | 2 | 1 | 0 | 1 |
| HEEFNER, Luke ss | 4 | 0 | 1 | 0 | 1 | 0 | 5 | 0 | 0 | Torres c | 2 | 0 | 2 | 0 | 0 | 0 | 6 | 0 | 0 |
| SWINNEY, Mason 2b | 3 | 0 | 0 | 0 | 0 | 1 | 0 | 1 | 5 | Cuff ph | 1 | 1 | 1 | 1 | 0 | 0 | 0 | 0 | 0 |
| TRYON, Ben ph | 0 | 0 | 0 | 0 | 0 | 0 | 0 | 0 | 0 | Collins rf | 1 | 0 | 0 | 0 | 1 | 0 | 1 | 0 | 1 |
| GREBECK, Cody pr/2b | 1 | 0 | 0 | 0 | 0 | 0 | 0 | 0 | 0 | Hebert ph/rf | 3 | 0 | 1 | 0 | 0 | 1 | 1 | 0 | 0 |
| SCHWEDE, Rian p | 0 | 0 | 0 | 0 | 0 | 1 | 2 | 0 | 0 | Ardoin 2b | 2 | 0 | 0 | 0 | 1 | 0 | 4 | 0 | 0 |
| SCHOTT, Tyler p | 0 | 0 | 0 | 0 | 0 | 0 | 0 | 0 | 0 | Hess p | 0 | 0 | 0 | 0 | 0 | 0 | 0 | 1 | 0 |
| DUNCAN, Avery p | 0 | 0 | 0 | 0 | 0 | 0 | 0 | 0 | 0 | Taylor, W. p | 0 | 0 | 0 | 0 | 0 | 0 | 0 | 0 | 0 |
| HAINES, Dillon p | 0 | 0 | 0 | 0 | 0 | 0 | 0 | 0 | 0 | Grab p | 0 | 0 | 0 | 0 | 0 | 0 | 0 | 0 | 0 |
| Totals | 38 | 8 | 11 | 8 | 5 | 5 | 27 | 10 | 10 | Kirby p | 0 | 0 | 0 | 0 | 0 | 0 | 0 | 1 | 0 |
| | | | | | | | | | | Osteen p | 0 | 0 | 0 | 0 | 0 | 0 | 0 | 0 | 0 |
| | | | | | | | | | | Trimble p | 0 | 0 | 0 | 0 | 0 | 0 | 0 | 1 | 0 |
| | | | | | | | | | | Totals | 35 | 2 | 10 | 2 | 1 | 7 | 27 | 15 | 10 |

Score by Innings

| | 1 | 2 | 3 | 4 | 5 | 6 | 7 | 8 | 9 | R | H | E |
|-----------|---|---|---|---|---|---|---|---|---|---|----|---|
| DBU | 3 | 1 | 0 | 0 | 3 | 0 | 1 | 0 | 0 | 8 | 11 | 0 |
| Louisiana | 0 | 0 | 0 | 1 | 0 | 0 | 0 | 0 | 1 | 2 | 10 | 2 |

E - Galt(2); Collins(1). DP - DBU 1; Louisiana 1. LOB - DBU 10; Louisiana 10. 2B - HUMPHREYS, N(7); JAY, G.(5); POOLE, T.(7); Torres(2). HR - HUMPHREYS, N(2); POOLE, T.(3); NERAT, J.(2); Cuff(1). HBP - JAY, G.; TRYON, B.; Torres; Ardoin. SF - Galt(1). SB - HEEFNER, L.(1).

BOX SCORES

March 14, 2025 • Dallas, Texas

UTSA

3

DBU

14

UTSA 3 (15-5)

| Player | ab | r | h | rbi | bb | so | po | a | lob |
|----------------------|----|---|---|-----|----|----|----|----|-----|
| Caden Miller 1b | 1 | 1 | 0 | 0 | 1 | 0 | 6 | 1 | 0 |
| Mason Lytle cf | 4 | 0 | 0 | 0 | 0 | 1 | 0 | 0 | 1 |
| James Taussig rf | 3 | 1 | 2 | 2 | 0 | 1 | 1 | 0 | 0 |
| Lorenzo Morresi c | 2 | 0 | 0 | 0 | 0 | 0 | 1 | 0 | 0 |
| Andrew Stucky c | 1 | 0 | 0 | 0 | 1 | 2 | 2 | 2 | 2 |
| Norris McClure 3b | 3 | 0 | 1 | 0 | 0 | 1 | 1 | 1 | 1 |
| Drew Detlefsen lf | 3 | 0 | 0 | 0 | 1 | 1 | 0 | 0 | 0 |
| Jordan Ballin 2b | 3 | 0 | 1 | 0 | 1 | 5 | 2 | 0 | 0 |
| Ty Hodge ss | 2 | 0 | 0 | 0 | 1 | 1 | 0 | 4 | 1 |
| Broc Parmer dh | 3 | 1 | 2 | 0 | 0 | 1 | 0 | 0 | 0 |
| Zach Royse p | 0 | 0 | 0 | 0 | 0 | 0 | 1 | 0 | 0 |
| Gunnar Brown p | 0 | 0 | 0 | 0 | 0 | 0 | 0 | 0 | 0 |
| Christian Okerholm p | 0 | 0 | 0 | 0 | 0 | 0 | 1 | 0 | 0 |
| Totals | 25 | 3 | 6 | 2 | 2 | 8 | 18 | 11 | 5 |

DBU 14 (13-4)

| Player | ab | r | h | rbi | bb | so | po | a | lob |
|----------------------|----|----|----|-----|----|----|----|---|-----|
| HUMPHREYS, Nathan cf | 4 | 1 | 2 | 3 | 1 | 0 | 1 | 0 | 3 |
| JAY, Grant c | 3 | 1 | 1 | 0 | 1 | 1 | 8 | 0 | 0 |
| KRAUSS, Chayton 1b | 4 | 2 | 2 | 1 | 0 | 0 | 3 | 0 | 0 |
| POOLE, Tom lf | 3 | 2 | 1 | 1 | 0 | 2 | 0 | 0 | 0 |
| DATTALO, Michael 3b | 2 | 1 | 1 | 4 | 2 | 0 | 1 | 0 | 0 |
| NERAT, Joey rf | 4 | 2 | 2 | 0 | 0 | 0 | 1 | 0 | 2 |
| BENNETT, Jake dh | 3 | 2 | 1 | 2 | 1 | 1 | 0 | 0 | 0 |
| HEEFNER, Luke ss | 3 | 1 | 1 | 0 | 1 | 0 | 3 | 2 | 0 |
| GRADY, Keaton 2b | 3 | 2 | 3 | 2 | 1 | 0 | 1 | 4 | 0 |
| BUCKNAM, Micah p | 0 | 0 | 0 | 0 | 0 | 0 | 1 | 0 | 0 |
| Totals | 29 | 14 | 14 | 13 | 8 | 2 | 21 | 6 | 5 |

| Score by Innings | 1 | 2 | 3 | 4 | 5 | 6 | 7 | R | H | E |
|------------------|---|---|---|---|---|---|---|----|----|---|
| UTSA | 1 | 0 | 2 | 0 | 0 | 0 | 0 | 3 | 6 | 0 |
| DBU | 2 | 0 | 9 | 1 | 0 | 2 | X | 14 | 14 | 1 |

E - KRAUSS, C.(1). DP - UTSA 2; DBU 2. LOB - UTSA 5; DBU 5. 2B - Parmer 2(2); GRADY, K.(2). HR - Taussig(1); HUMPHREYS, N(3); KRAUSS, C.(4); POOLE, T.(5); DATTALO, M.(2); BENNETT, J.(3). HBP - Miller 2. SB - POOLE, T.(8); NERAT, J.(7). CS - HUMPHREYS, N(2).

| UTSA | ip | h | r | er | bb | so | ab | bf | np | DBU | ip | h | r | er | bb | so | ab | bf | np |
|--------------------|-----|----|----|----|----|----|----|----|----|----------------|-----|---|---|----|----|----|----|----|----|
| Zach Royse | 2.0 | 10 | 10 | 10 | 3 | 1 | 15 | 18 | 71 | BUCKNAM, Micah | 7.0 | 6 | 3 | 2 | 2 | 8 | 25 | 29 | 79 |
| Gunnar Brown | 3.0 | 3 | 4 | 4 | 5 | 1 | 11 | 16 | 65 | | | | | | | | | | |
| Christian Okerholm | 1.0 | 1 | 0 | 0 | 0 | 0 | 3 | 3 | 8 | | | | | | | | | | |

Win - BUCKNAM, M. (2-0). Loss - Royse (1-2). Save - None.
 WP - Brown(2). HBP - by BUCKNAM, M. (Miller); by BUCKNAM, M. (Miller). Pitches/strikes: Royse 71/40; Brown 65/34; Okerholm 8/5; BUCKNAM, M. 79/55.

Umpires - HP: Matt McKendry (CC) 1B: Trey Plummer 2B: John Perez 3B: Scott Johnston
 Start: 6:05 pm Time: 2:13 Attendance: 841
 Weather: 80° wind 20-30 mph and gusting
 Royse faced 8 batters in the 3rd.
 Brown faced 3 batters in the 6th.

March 15, 2025 • Dallas, Texas

UTSA

15

DBU

11

UTSA 15 (16-5)

| Player | ab | r | h | rbi | bb | so | po | a | lob |
|--------------------|----|----|----|-----|----|----|----|----|-----|
| Caden Miller 1b | 5 | 1 | 1 | 0 | 0 | 2 | 6 | 0 | 0 |
| Mason Lytle cf | 6 | 3 | 3 | 4 | 0 | 0 | 2 | 0 | 3 |
| James Taussig rf | 6 | 3 | 4 | 6 | 0 | 1 | 1 | 0 | 0 |
| Norris McClure dh | 4 | 2 | 1 | 0 | 1 | 0 | 0 | 1 | 0 |
| Drew Detlefsen lf | 5 | 1 | 0 | 3 | 1 | 0 | 2 | 0 | 0 |
| Jordan Ballin ss | 1 | 0 | 0 | 0 | 1 | 0 | 0 | 0 | 0 |
| Ty Hodge ph/ss | 2 | 2 | 1 | 1 | 0 | 4 | 3 | 0 | 0 |
| Diego Diaz 2b | 2 | 0 | 0 | 0 | 1 | 0 | 2 | 1 | 0 |
| Cade Sadler ph | 1 | 0 | 0 | 0 | 1 | 0 | 0 | 2 | 0 |
| Ty Tilson 3b | 2 | 1 | 1 | 0 | 0 | 1 | 1 | 4 | 2 |
| Nathan Hodge 3b/2b | 4 | 2 | 3 | 1 | 1 | 1 | 4 | 2 | 0 |
| Broc Parmer c | 3 | 0 | 1 | 0 | 0 | 2 | 11 | 0 | 0 |
| Braylon Owens p | 0 | 0 | 0 | 0 | 0 | 0 | 0 | 0 | 0 |
| Robert Orloski p | 0 | 0 | 0 | 0 | 0 | 0 | 0 | 0 | 0 |
| Totals | 41 | 15 | 17 | 14 | 5 | 9 | 27 | 10 | 10 |

DBU 11 (13-5)

| Player | ab | r | h | rbi | bb | so | po | a | lob |
|----------------------|----|----|---|-----|----|----|----|----|-----|
| HUMPHREYS, Nathan cf | 5 | 1 | 2 | 4 | 0 | 1 | 1 | 0 | 0 |
| JAY, Grant c | 4 | 2 | 1 | 0 | 1 | 2 | 7 | 1 | 2 |
| KRAUSS, Chayton 1b | 3 | 2 | 1 | 2 | 1 | 1 | 14 | 0 | 0 |
| POOLE, Tom lf | 5 | 2 | 2 | 2 | 0 | 0 | 0 | 0 | 0 |
| DATTALO, Michael 3b | 3 | 1 | 2 | 1 | 1 | 0 | 0 | 3 | 0 |
| NERAT, Joey rf | 5 | 1 | 0 | 1 | 0 | 2 | 2 | 0 | 1 |
| BENNETT, Jake dh | 3 | 1 | 0 | 0 | 1 | 2 | 0 | 0 | 1 |
| HEEFNER, Luke ss | 3 | 1 | 1 | 0 | 1 | 2 | 0 | 2 | 0 |
| GRADY, Keaton 2b | 4 | 0 | 0 | 0 | 0 | 0 | 2 | 3 | 0 |
| ELLWANGER, James p | 0 | 0 | 0 | 0 | 0 | 0 | 1 | 1 | 0 |
| SCHOTT, Tyler p | 0 | 0 | 0 | 0 | 0 | 0 | 0 | 0 | 0 |
| HAINES, Dillon p | 0 | 0 | 0 | 0 | 0 | 0 | 0 | 1 | 0 |
| BONN, Nick p | 0 | 0 | 0 | 0 | 0 | 0 | 0 | 0 | 0 |
| TODD, Zach p | 0 | 0 | 0 | 0 | 0 | 0 | 0 | 2 | 0 |
| ATKINSON, Charlie p | 0 | 0 | 0 | 0 | 0 | 0 | 0 | 0 | 0 |
| Totals | 35 | 11 | 9 | 10 | 5 | 10 | 27 | 13 | 4 |

| Score by Innings | 1 | 2 | 3 | 4 | 5 | 6 | 7 | 8 | 9 | R | H | E |
|------------------|---|---|---|---|---|---|---|---|----|----|---|---|
| UTSA | 0 | 0 | 0 | 1 | 3 | 4 | 2 | 1 | 15 | 17 | 0 | 0 |
| DBU | 0 | 1 | 0 | 2 | 0 | 5 | 1 | 0 | 2 | 11 | 9 | 1 |

E - JAY, G.(3). DP - UTSA 1; DBU 1. LOB - UTSA 10; DBU 4. 2B - Lytle 2(10); Parmer(3); JAY, G.(6). 3B - HUMPHREYS, N(1). HR - Taussig 3(4); HUMPHREYS, N(4); KRAUSS, C.(5); POOLE, T.(6); DATTALO, M.(3). HBP - Miller; McClure; T. Hodge; KRAUSS, C.; DATTALO, M.. SH - Tilson(1); Parmer 2(3). SB - Lytle(5); Detlefsen 2(6); Diaz(2).

| UTSA | ip | h | r | er | bb | so | ab | bf | np | DBU | ip | h | r | er | bb | so | ab | bf | np |
|----------------|-----|---|---|----|----|----|----|----|----|------------------|-----|---|---|----|----|----|----|----|----|
| Braylon Owens | 5.0 | 5 | 6 | 6 | 1 | 7 | 20 | 23 | 89 | ELLWANGER, James | 4.2 | 3 | 2 | 1 | 2 | 5 | 18 | 20 | 71 |
| Robert Orloski | 4.0 | 4 | 5 | 5 | 4 | 3 | 15 | 19 | 89 | SCHOTT, Tyler | 0.0 | 1 | 2 | 2 | 1 | 0 | 1 | 3 | 8 |

Win - Orloski(6-0). Loss - BONN, N. (1-3). Save - None.
 WP - Orloski(1); BONN, N.(2). HBP - by Owens (DATTALO, M.); by SCHOTT, T. (McClure); by HAINES, D. (Miller); by Owens (KRAUSS, C.); by BONN, N. (T. Hodge). PB - Parmer(3); JAY, G. 2(2). Pitches/strikes: Owens 89/57; Orloski 89/52; ELLWANGER, J 71/49; SCHOTT, T. 8/2; HAINES, D. 20/12; BONN, N. 23/14; TODD, Z. 40/26; ATKINSON, C. 16/9.

Umpires - HP: Trey Plummer 1B: John Perez 2B: Scott Johnston 3B: Matt McKendry (CC)
 Start: 3:05pm Time: 3:09 Attendance: 923
 Weather: 68° wind WNW 15-18 mph
 SCHOTT, T. faced 3 batters in the 5th.
 Owens faced 3 batters in the 6th.
 BONN, N. faced 3 batters in the 7th.

March 16, 2025 • Dallas, Texas

UTSA

4

DBU

14

UTSA 4 (16-6)

| Player | ab | r | h | rbi | bb | so | po | a | lob |
|--------------------|----|---|---|-----|----|----|----|---|-----|
| Caden Miller 1b | 2 | 1 | 1 | 0 | 2 | 0 | 5 | 1 | 0 |
| Mason Lytle cf | 4 | 1 | 1 | 0 | 0 | 0 | 2 | 0 | 2 |
| James Taussig rf | 3 | 1 | 0 | 1 | 1 | 0 | 0 | 0 | 0 |
| Norris McClure 3b | 4 | 1 | 2 | 0 | 0 | 2 | 3 | 0 | 0 |
| Drew Detlefsen lf | 4 | 0 | 2 | 2 | 0 | 0 | 1 | 0 | 1 |
| Lorenzo Morresi dh | 3 | 0 | 2 | 1 | 0 | 0 | 0 | 1 | 1 |
| Jordan Ballin ss | 3 | 0 | 0 | 0 | 0 | 1 | 1 | 0 | 1 |
| Nathan Hodge 2b | 3 | 0 | 0 | 0 | 1 | 0 | 2 | 0 | 0 |
| Broc Parmer c | 2 | 0 | 0 | 0 | 1 | 1 | 6 | 1 | 2 |
| Conor Myles p | 0 | 0 | 0 | 0 | 0 | 0 | 0 | 0 | 0 |
| Connor Kelley p | 0 | 0 | 0 | 0 | 0 | 0 | 0 | 0 | 0 |
| Jake Cothran p | 0 | 0 | 0 | 0 | 0 | 0 | 1 | 0 | 0 |
| Sam Simmons p | 0 | 0 | 0 | 0 | 0 | 0 | 0 | 0 | 0 |
| Kendall Dove p | 0 | 0 | 0 | 0 | 0 | 0 | 1 | 0 | 0 |
| Totals | 28 | 4 | 8 | 4 | 4 | 6 | 18 | 8 | 7 |

DBU 14 (14-5)

| Player | ab | r | h | rbi | bb | so | po | a | lob |
|----------------------|----|----|----|-----|----|----|----|---|-----|
| HUMPHREYS, Nathan cf | 4 | 2 | 1 | 0 | 1 | 1 | 1 | 0 | 0 |
| JAY, Grant c | 4 | 1 | 1 | 3 | 1 | 2 | 5 | 1 | 2 |
| KRAUSS, Chayton 1b | 4 | 1 | 1 | 2 | 0 | 1 | 13 | 0 | 0 |
| POOLE, Tom lf | 3 | 2 | 1 | 1 | 0 | 1 | 1 | 0 | 1 |
| DATTALO, Michael 3b | 4 | 1 | 2 | 0 | 0 | 0 | 0 | 1 | 0 |
| NERAT, Joey rf | 3 | 1 | 0 | 1 | 1 | 1 | 1 | 0 | 0 |
| BENNETT, Jake dh | 3 | 3 | 2 | 4 | 1 | 0 | 0 | 0 | 2 |
| GRADY, Keaton 2b | 2 | 2 | 1 | 1 | 2 | 0 | 0 | 2 | 0 |
| HEEFNER, Luke ss | 3 | 1 | 2 | 1 | 0 | 0 | 3 | 0 | 0 |
| SCHWEDE, Rian p | 0 | 0 | 0 | 0 | 0 | 0 | 0 | 0 | 0 |
| JENKINS, Jerrod p | 0 | 0 | 0 | 0 | 0 | 0 | 0 | 0 | 0 |
| Totals | 30 | 14 | 11 | 13 | 6 | 6 | 21 | 7 | 6 |

| Score by Innings | 1 | 2 | 3 | 4 | 5 | 6 | 7 | R | H | E |
|------------------|---|---|---|---|---|---|---|----|----|---|
| UTSA | 2 | 0 | 2 | 0 | 0 | 0 | 0 | 4 | 8 | 2 |
| DBU | 6 | 0 | 1 | 6 | 1 | 0 | X | 14 | 11 | 0 |

E - Ballin 2(3). DP - DBU 1. LOB - UTSA 7; DBU 6. 2B - Lytle(11); JAY, G.(7); KRAUSS, C.(4). HR - BENNETT, J. 2(5). HBP - POOLE, T.(1); HEEFNER, L. 2(9); BENNETT, J.(1); GRADY, K.(1); HEEFNER, L.(2).

| UTSA | ip | h | r | er | bb | so | ab | bf | np | DBU | ip | h | r | er | bb | so | ab | bf | np |
|---------------|-----|---|---|----|----|----|----|----|----|-----------------|-----|---|---|----|----|----|----|----|----|
| Conor Myles | 0.2 | 5 | 6 | 5 | 2 | 0 | 8 | 10 | 41 | SCHWEDE, Rian | 2.1 | 5 | 4 | 4 | 4 | 2 | 12 | 16 | 61 |
| Connor Kelley | 1.1 | 1 | 0 | 2 | 2 | 5 | 7 | 29 | | JENKINS, Jerrod | 4.2 | 3 | 0 | 0 | 0 | 4 | 16 | 16 | 53 |
| Jake Cothran | 1.1 | 3 | 6 | 6 | 2 | 3 | 7 | 11 | 41 | | | | | | | | | | |
| Sam Simmons | 1.2 | 2 | 1 | 1 | 0 | 0 | 7 | 7 | 21 | | | | | | | | | | |
| Kendall Dove | 1.0 | 0 | 0 | 0 | 0 | 1 | 3 | 3 | 18 | | | | | | | | | | |

Win - JENKINS, J. (3-0). Loss - Myles (2-1). Save - None.
 WP - Myles(1). HBP - by Cothran (POOLE, T.); by Cothran (HEEFNER, L.). PB - Parmer(4). Pitches/strikes: Myles 41/22; Kelley 29/16; Cothran 41/21; Simmons 21/12; Dove 18/11; SCHWEDE, R. 61/34; JENKINS, J. 53/35.

Umpires - HP: John Perez 1B: Scott Johnston 2B: Matt McKendry (CC) 3B: Trey Plummer
 Start: 1:05pm Time: 2:30 Attendance: 767
 Weather: 68° slight wind NNW
 Kelley faced 1 batter in the 3rd.

March 18, 2025 • Dallas, Texas

TCU

8

DBU

5

TCU 8 (15-6)

| Player | ab | r | h | rbi | bb | so | po | a | lob |
|--------------------|----|---|---|-----|----|----|----|---|-----|
| Griffin, Colton 3b | 3 | 0 | 0 | 0 | 0 | 1 | 0 | 0 | 0 |
| Green, Brody 3b | 2 | 1 | 2 | 2 | 0 | 0 | 0 | 1 | 0 |
| Cadena, Isaac 1b/c | 4 | 1 | 1 | 2 | 1 | 1 | 8 | 0 | 0 |
| Cramer, Cole 2b/1b | 5 | 0 | 1 | 1 | 0 | 1 | 3 | 2 | 0 |
| Franco, Noah lf | 5 | | | | | | | | |

BOX SCORES

March 21, 2025 • Dallas, Texas



MTSU

0

DBU

10

MTSU 0 (12-9,0-1 CUSA)

DBU 10 (15-6,1-0 CUSA)

| Player | ab | r | h | rbi | bb | so | po | a | lob |
|--------------------|----|---|---|-----|----|----|----|---|-----|
| Eston Snider cf | 2 | 0 | 1 | 0 | 1 | 1 | 4 | 0 | 0 |
| Nathan Brewer lf | 3 | 0 | 0 | 0 | 1 | 1 | 0 | 0 | 0 |
| Tyler Minnick c | 3 | 0 | 1 | 0 | 0 | 2 | 9 | 0 | 0 |
| Brett Vondohlen 1b | 3 | 0 | 0 | 0 | 2 | 2 | 0 | 3 | 0 |
| Keaton Ray dh | 3 | 0 | 0 | 0 | 1 | 0 | 0 | 0 | 0 |
| Matt Wolfe ss | 3 | 0 | 0 | 0 | 3 | 1 | 0 | 0 | 0 |
| Brett Rogers rf | 3 | 0 | 1 | 0 | 2 | 1 | 0 | 0 | 0 |
| Cooper Clapp 2b | 2 | 0 | 0 | 0 | 1 | 2 | 2 | 1 | 0 |
| Clay Badylak 3b | 2 | 0 | 0 | 0 | 1 | 0 | 0 | 0 | 0 |
| Trace Phillips p | 0 | 0 | 0 | 0 | 0 | 0 | 0 | 0 | 0 |
| Landen Burch p | 0 | 0 | 0 | 0 | 0 | 0 | 0 | 0 | 0 |
| Jack Fortner p | 0 | 0 | 0 | 0 | 0 | 0 | 0 | 0 | 0 |
| Garrett Sims p | 0 | 0 | 0 | 0 | 0 | 0 | 0 | 0 | 0 |
| Ethan Imbimbo p | 0 | 0 | 0 | 0 | 0 | 0 | 0 | 0 | 0 |
| Totals | 24 | 0 | 3 | 0 | 14 | 20 | 2 | 4 | |

| Player | ab | r | h | rbi | bb | so | po | a | lob |
|----------------------|----|----|----|-----|----|----|----|---|-----|
| DATTALO, Michael 3b | 5 | 2 | 2 | 0 | 0 | 2 | 0 | 0 | 0 |
| POOLE, Tom lf | 3 | 2 | 0 | 0 | 2 | 1 | 2 | 0 | 0 |
| JAY, Grant c | 4 | 2 | 3 | 1 | 0 | 1 | 14 | 0 | 0 |
| HUMPHREYS, Nathan cf | 3 | 2 | 2 | 3 | 0 | 0 | 0 | 0 | 0 |
| KRAUSS, Chayton 1b | 3 | 1 | 1 | 2 | 1 | 1 | 5 | 0 | 0 |
| NERAT, Joey rf | 4 | 0 | 4 | 2 | 1 | 0 | 0 | 0 | 0 |
| BENNETT, Jake dh | 2 | 0 | 0 | 1 | 1 | 0 | 0 | 0 | 2 |
| GRADY, Keaton 2b | 3 | 0 | 0 | 0 | 1 | 2 | 0 | 2 | 3 |
| HEEFNER, Luke ss | 3 | 1 | 0 | 0 | 1 | 1 | 0 | 1 | 4 |
| BUCKNAM, Micah p | 0 | 0 | 0 | 0 | 0 | 0 | 0 | 1 | 0 |
| Totals | 30 | 10 | 12 | 9 | 7 | 8 | 21 | 4 | 12 |

| Score by Innings | 1 | 2 | 3 | 4 | 5 | 6 | 7 | R | H | E |
|------------------|---|---|---|---|---|---|---|----|----|---|
| MTSU | 0 | 0 | 0 | 0 | 0 | 0 | 0 | 0 | 3 | 0 |
| DBU | 2 | 3 | 0 | 0 | 0 | 4 | 1 | 10 | 12 | 0 |

Note: 2 outs, 3 runners LOB when the game ended.

LOB - MTSU 4; DBU 12. 2B - B. Rogers(4); JAY, G.(8); KRAUSS, C.(5). HBP - JAY, G.; HUMPHREYS, N; BENNETT, J.. SF - HUMPHREYS, N(3); KRAUSS, C.(2). SB - E. Snider 2(16); JAY, G.(4); HUMPHREYS, N(4); NERAT, J. 2(11).

| MTSU | ip | h | r | er | bb | so | ab | bf | np |
|----------------|-----|---|---|----|----|----|----|----|----|
| Trace Phillips | 2.1 | 6 | 5 | 4 | 3 | 11 | 17 | 77 | |
| Landen Burch | 3.0 | 3 | 3 | 2 | 3 | 12 | 14 | 50 | |
| Jack Fortner | 1.0 | 2 | 2 | 1 | 1 | 5 | 8 | 27 | |
| Garrett Sims | 0.0 | 0 | 0 | 0 | 0 | 0 | 1 | 3 | |
| Ethan Imbimbo | 0.1 | 1 | 0 | 0 | 1 | 2 | 2 | 6 | |

| DBU | ip | h | r | er | bb | so | ab | bf | np |
|----------------|-----|---|---|----|----|----|----|----|----|
| BUCKNAM, Micah | 7.0 | 3 | 0 | 0 | 1 | 14 | 24 | 25 | 83 |

Win - BUCKNAM, M. (3-0). Loss - T. Phillips (2-1). Save - None.

HBP - by J. Fortner (BENNETT, J.); by J. Fortner (JAY, G.); by G. Sims (HUMPHREYS, N). PB - T. Minnick(4).

Pitches/strikes: T. Phillips 77/38; L. Burch 50/31; J. Fortner 27/15; G. Sims 3/0; E. Imbimbo 6/4; BUCKNAM, M. 83/60.

Umpires - HP: Timothy Rosso (CC) 1B: Richard Katz 3B: Jake Botek

Start: 6:05pm Time: 2:17 Attendance: 846

Weather: 75° wind SSW 7-11 mph

G. Sims faced 1 batter in the 7th.

March 22, 2025 • Dallas, Texas



MTSU

7

DBU

25

MTSU 7 (12-10,0-2 CUSA)

DBU 25 (16-6,2-0 CUSA)

| Player | ab | r | h | rbi | bb | so | po | a | lob |
|---------------------|----|---|---|-----|----|----|----|---|-----|
| Eston Snider cf | 4 | 0 | 3 | 2 | 0 | 0 | 1 | 0 | 0 |
| Tyler Minnick c | 2 | 0 | 0 | 0 | 1 | 7 | 1 | 2 | 0 |
| Brett Vondohlen 1b | 4 | 1 | 1 | 0 | 3 | 4 | 1 | 1 | 0 |
| Nathan Brewer lf | 4 | 0 | 0 | 0 | 3 | 2 | 0 | 3 | 0 |
| Kenny McKinley dh | 2 | 2 | 1 | 0 | 2 | 1 | 0 | 0 | 0 |
| Brett Rogers rf | 2 | 0 | 0 | 0 | 2 | 0 | 0 | 0 | 0 |
| Hayden Miller rf | 2 | 1 | 1 | 0 | 1 | 0 | 0 | 0 | 0 |
| Matt Wolfe ss | 2 | 2 | 0 | 1 | 2 | 0 | 2 | 2 | 0 |
| Clay Badylak 3b | 3 | 1 | 2 | 4 | 1 | 0 | 1 | 1 | 1 |
| Cooper Clapp 2b | 4 | 0 | 0 | 0 | 2 | 1 | 2 | 1 | 0 |
| Chandler Alderman p | 0 | 0 | 0 | 0 | 0 | 0 | 0 | 0 | 0 |
| Jonny Stevens p | 0 | 0 | 0 | 0 | 0 | 0 | 0 | 0 | 0 |
| Bryant Beranek p | 0 | 0 | 0 | 0 | 0 | 0 | 0 | 0 | 0 |
| Ethan Imbimbo p | 0 | 0 | 0 | 0 | 0 | 0 | 0 | 0 | 0 |
| Matthew Driver p | 0 | 0 | 0 | 0 | 0 | 0 | 0 | 0 | 0 |
| Totals | 29 | 7 | 8 | 7 | 6 | 13 | 18 | 7 | 8 |

| Player | ab | r | h | rbi | bb | so | po | a | lob |
|------------------------|----|----|----|-----|----|----|----|---|-----|
| DATTALO, Michael 3b | 5 | 1 | 1 | 1 | 0 | 2 | 0 | 2 | 1 |
| POOLE, Tom lf | 1 | 3 | 1 | 2 | 3 | 0 | 2 | 0 | 0 |
| JAY, Grant c | 2 | 4 | 1 | 0 | 2 | 0 | 8 | 1 | 0 |
| BERGHULT, Adam c | 1 | 1 | 1 | 2 | 0 | 0 | 4 | 0 | 0 |
| KRAUSS, Chayton 1b | 4 | 3 | 2 | 1 | 1 | 2 | 6 | 0 | 0 |
| HUMPHREYS, Nathan cf | 3 | 4 | 1 | 1 | 1 | 0 | 0 | 0 | 0 |
| BENNETT, Jake dh | 3 | 3 | 2 | 6 | 0 | 0 | 0 | 0 | 0 |
| TRYON, Ben ph/dh | 2 | 0 | 0 | 1 | 0 | 1 | 0 | 0 | 0 |
| NERAT, Joey rf | 3 | 1 | 2 | 4 | 0 | 0 | 0 | 0 | 0 |
| SCHLAEGEL, Dylan ph/rf | 1 | 1 | 0 | 0 | 1 | 0 | 0 | 0 | 0 |
| GRADY, Keaton 2b | 4 | 3 | 2 | 1 | 1 | 0 | 0 | 2 | 1 |
| GREBECK, Cody ss | 4 | 1 | 3 | 4 | 0 | 1 | 1 | 1 | 0 |
| ELLWANGER, James p | 0 | 0 | 0 | 0 | 0 | 0 | 0 | 0 | 0 |
| SWINNEY, Mason p | 0 | 0 | 0 | 0 | 0 | 0 | 0 | 0 | 0 |
| KROLL, Athan p | 0 | 0 | 0 | 0 | 0 | 0 | 0 | 0 | 0 |
| DUNCAN, Avery p | 0 | 0 | 0 | 0 | 0 | 0 | 0 | 0 | 0 |
| Totals | 33 | 25 | 16 | 23 | 9 | 6 | 21 | 6 | 2 |

| Score by Innings | 1 | 2 | 3 | 4 | 5 | 6 | 7 | R | H | E |
|------------------|---|---|---|---|---|---|---|----|----|---|
| MTSU | 0 | 0 | 0 | 0 | 2 | 2 | 3 | 7 | 8 | 4 |
| DBU | 4 | 8 | 4 | 7 | 2 | 0 | X | 25 | 16 | 0 |

E - B. Vondohlen(3); B. Rogers(4); C. Clapp 2(3). LOB - MTSU 8; DBU 2. 2B - B. Vondohlen(3); H. Miller(2); C. Badylak 2(5); JAY, G.(9); NERAT, J.(5); GREBECK, C.(2). 3B - GRADY, K.(1). HR - POOLE, T.(7); BERGHULT, A.(2); BENNETT, J.(7). HBP - T. Minnick; POOLE, T.; HUMPHREYS, N. SH - GREBECK, C.(4). SB - K. McKinley(2); JAY, G.(5); KRAUSS, C.(3). CS - GREBECK, C.(3).

| MTSU | ip | h | r | er | bb | so | ab | bf | np |
|-------------------|-----|---|----|----|----|----|----|----|----|
| Chandler Alderman | 1.2 | 5 | 11 | 6 | 3 | 2 | 10 | 16 | 64 |
| Jonny Stevens | 0.2 | 2 | 4 | 3 | 0 | 3 | 6 | 31 | |
| Bryant Beranek | 1.1 | 7 | 8 | 8 | 2 | 1 | 11 | 13 | 51 |
| Ethan Imbimbo | 1.1 | 2 | 2 | 2 | 1 | 2 | 6 | 7 | 36 |
| Matthew Driver | 1.0 | 0 | 0 | 0 | 0 | 1 | 3 | 3 | 8 |

| DBU | ip | h | r | er | bb | so | ab | bf | np |
|------------------|-----|---|---|----|----|----|----|----|----|
| ELLWANGER, James | 4.0 | 2 | 0 | 0 | 1 | 9 | 14 | 15 | 70 |
| SWINNEY, Mason | 1.0 | 2 | 2 | 2 | 1 | 1 | 5 | 7 | 23 |
| KROLL, Athan | 1.0 | 2 | 2 | 2 | 2 | 0 | 5 | 7 | 26 |
| DUNCAN, Avery | 1.0 | 2 | 3 | 3 | 2 | 3 | 5 | 7 | 27 |

Win - SWINNEY, M. (1-0). Loss - C. Alderman (2-3). Save - None.

WP - ELLWANGER, J(2). HBP - by C. Alderman (POOLE, T.); by C. Alderman (HUMPHREYS, N); by SWINNEY, M. (T. Minnick).

Pitches/strikes: C. Alderman 64/36; J. Stevens 31/14; B. Beranek 51/31; E. Imbimbo 36/20; M. Driver 8/8; ELLWANGER, J 70/46; SWINNEY, M. 23/11; KROLL, A. 26/18; DUNCAN, A. 27/14.

Umpires - HP: Richard Katz 1B: Jake Botek 3B: Timothy Rosso (CC)

Start: 3:05 pm Time: 2:48 Attendance: 1110

Weather: 81° wind S 13-15 mph

March 23, 2025 • Dallas, Texas



MTSU

12

DBU

6

MTSU 12 (13-10,1-2 CUSA)

DBU 6 (16-7,2-1 CUSA)

| Player | ab | r | h | rbi | bb | so | po | a | lob |
|--------------------|----|----|----|-----|----|----|----|----|-----|
| Eston Snider cf | 6 | 2 | 2 | 3 | 0 | 2 | 5 | 1 | 0 |
| Clay Badylak 3b | 5 | 1 | 4 | 1 | 1 | 0 | 1 | 1 | 1 |
| Tyler Minnick c | 5 | 0 | 3 | 2 | 0 | 0 | 4 | 0 | 1 |
| Brett Vondohlen 1b | 6 | 1 | 2 | 0 | 2 | 8 | 0 | 0 | 0 |
| Kenny McKinley dh | 5 | 0 | 0 | 0 | 1 | 0 | 0 | 6 | 0 |
| Hayden Miller rf | 5 | 2 | 1 | 0 | 2 | 2 | 0 | 0 | 0 |
| Matt Wolfe ss | 3 | 2 | 3 | 1 | 2 | 0 | 2 | 5 | 0 |
| Keaton Ray lf | 5 | 3 | 3 | 2 | 0 | 1 | 3 | 0 | 0 |
| Cooper Clapp 2b | 4 | 1 | 2 | 1 | 0 | 2 | 3 | 3 | 0 |
| Will Jenkins p | 0 | 0 | 0 | 0 | 0 | 0 | 0 | 2 | 0 |
| Ollie Akens p | 0 | 0 | 0 | 0 | 0 | 0 | 0 | 0 | 0 |
| Totals | 44 | 12 | 20 | 10 | 3 | 8 | 27 | 12 | 11 |

| Player | ab | r | h | rbi | bb | so | po | a | lob |
|----------------------|----|---|----|-----|----|----|----|----|-----|
| DATTALO, Michael 3b | 4 | 0 | 1 | 0 | 1 | 0 | 1 | 4 | 0 |
| POOLE, Tom lf | 5 | 1 | 1 | 0 | 0 | 0 | 1 | 0 | 2 |
| JAY, Grant c | 5 | 1 | 2 | 0 | 0 | 2 | 8 | 2 | 1 |
| HUMPHREYS, Nathan cf | 5 | 2 | 3 | 2 | 0 | 0 | 0 | 0 | 1 |
| KRAUSS, Chayton 1b | 3 | 0 | 1 | 1 | 1 | 0 | 6 | 1 | 0 |
| NERAT, Joey rf | 3 | 1 | 0 | 0 | 1 | 2 | 1 | 0 | 1 |
| BENNETT, Jake dh | 3 | 0 | 1 | 0 | 0 | 0 | 0 | 0 | 0 |
| GRADY, Keaton 2b | 4 | 1 | 1 | 1 | 0 | 0 | 7 | 4 | 1 |
| GREBECK, Cody ss | 4 | 0 | 1 | 1 | 0 | 0 | 3 | 2 | 2 |
| SCHWEDE, Rian p | 0 | 0 | 0 | 0 | 0 | 0 | 0 | 0 | 0 |
| JENKINS, Jerrod p | 0 | 0 | 0 | 0 | 0 | 0 | 0 | 0 | 0 |
| WATT, Liam p | 0 | 0 | 0 | 0 | 0 | 0 | 0 | 0 | 0 |
| TODD, Zach p | 0 | 0 | 0 | 0 | 0 | 0 | 0 | 0 | 0 |
| SCHOTT, Tyler p | 0 | 0 | 0 | 0 | 0 | 0 | 0 | 0 | 0 |
| BRANSON, Ashton p | 0 | 0 | 0 | 0 | 0 | 0 | 0 | 0 | 0 |
| Totals | 36 | 6 | 11 | 5 | 3 | 4 | 27 | 13 | 8 |

| Score by Innings | 1 | 2 | 3 | 4 | 5 | 6 | 7 | 8 | 9 | R | H | E |
|------------------|---|---|---|---|---|---|---|---|---|----|----|---|
| MTSU | 0 | 4 | 0 | 0 | 6 | 0 | 0 | 2 | 0 | 12 | 20 | 3 |
| DBU | 0 | 1 | 2 | 0 | 0 | 0 | 0 | 3 | 0 | 6 | 11 | 3 |

E - M. Wolfe 2(8); C. Clapp(4); DATTALO, M.(2); HUMPHREYS, N(1); TODD, Z.(1). DP - MTSU 2; DBU 2. LOB - MTSU 11; DBU 8. 2B - E. Snider(6); H. Miller(3); K. Ray(4); JAY, G.(10); KRAUSS, C.(6). HR - HUMPHREYS, N(6). HBP - T. Minnick; K. McKinley; BENNETT, J.. SH - C. Clapp(2). SF - KRAUSS, C.(3). SB - E. Snider(17); HUMPHREYS, N(5); GRADY, K.(3). CS - T. Minnick(3); M. Wolfe(1).

| MTSU | ip | h | r | er | bb | so | ab | bf | np |
|--------------|-----|---|---|----|----|----|----|----|----|
| Will Jenkins | 6.0 | 7 | 3 | 3 | 2 | 2 | 22 | 26 | 89 |
| Ollie Akens | 3.0 | 4 | 3 | 3 | 1 | 2 | 14 | 15 | 53 |

| DBU |
|-----|
|-----|

BOX SCORES

March 28, 2025 • Las Cruces, N.M.

NEW MEXICO STATE

7

DBU

14



DBU 14 (16-8,2-2)

NM State 7 (14-12,3-1)

| Player | ab | r | h | rbi | bb | so | po | a | lob |
|----------------------|----|----|----|-----|----|----|----|----|-----|
| DATTALO, Michael 3b | 4 | 2 | 2 | 0 | 2 | 0 | 2 | 1 | |
| POOLE, Tom lf | 4 | 1 | 2 | 0 | 1 | 0 | 0 | 1 | |
| GREBECK, Cody pr/2b | 1 | 0 | 1 | 0 | 0 | 1 | 2 | 0 | |
| JAY, Grant c | 3 | 2 | 1 | 2 | 0 | 10 | 0 | 0 | |
| HUMPHREYS, Nathan cf | 3 | 1 | 1 | 2 | 0 | 2 | 0 | 2 | |
| KRAUSS, Chayton 1b | 6 | 1 | 3 | 5 | 0 | 1 | 8 | 1 | 2 |
| NERAT, Joey rf | 6 | 1 | 1 | 0 | 0 | 3 | 2 | 0 | 1 |
| GRADY, Keaton 2b/lf | 5 | 2 | 1 | 0 | 2 | 2 | 1 | 4 | |
| SCHLAEGEL, Dylan dh | 5 | 1 | 1 | 0 | 2 | 0 | 0 | 0 | 0 |
| HEEFNER, Luke ss | 4 | 3 | 3 | 0 | 0 | 2 | 2 | 0 | |
| BUCKNAM, Micah p | 0 | 0 | 0 | 0 | 0 | 0 | 1 | 0 | |
| WATT, Liam p | 0 | 0 | 0 | 0 | 0 | 0 | 1 | 0 | |
| SWINNEY, Mason p | 0 | 0 | 0 | 0 | 0 | 0 | 0 | 0 | |
| Totals | 41 | 14 | 16 | 13 | 6 | 9 | 27 | 10 | 11 |

| Player | ab | r | h | rbi | bb | so | po | a | lob |
|-------------------|----|---|---|-----|----|----|----|----|-----|
| B. Forrester ss | 3 | 3 | 2 | 0 | 2 | 0 | 0 | 0 | 0 |
| S. Solorzano 1b | 4 | 1 | 1 | 0 | 0 | 2 | 9 | 0 | 0 |
| M. Namie lf | 4 | 1 | 2 | 1 | 2 | 3 | 0 | 0 | 0 |
| B. Campbell dh | 4 | 0 | 1 | 2 | 0 | 0 | 0 | 0 | 0 |
| S. O'Connor 3b/2b | 4 | 1 | 1 | 0 | 0 | 2 | 1 | 5 | 1 |
| T. Meluskey cf | 2 | 0 | 0 | 1 | 0 | 0 | 0 | 0 | 2 |
| A. Lombardi 2b | 2 | 0 | 1 | 0 | 1 | 1 | 2 | 2 | 0 |
| B. Vest ph/3b | 1 | 0 | 0 | 0 | 0 | 0 | 1 | 0 | 0 |
| T. Freeny c | 4 | 0 | 1 | 0 | 0 | 1 | 10 | 1 | 0 |
| J. Craig rf | 3 | 1 | 0 | 0 | 0 | 2 | 2 | 0 | 2 |
| J. Turner p | 0 | 0 | 0 | 0 | 0 | 0 | 1 | 0 | |
| C. Timmons p | 0 | 0 | 0 | 0 | 0 | 0 | 0 | 0 | |
| J. Carvajal p | 0 | 0 | 0 | 0 | 0 | 0 | 0 | 0 | |
| C. Shumard p | 0 | 0 | 0 | 0 | 0 | 0 | 0 | 0 | |
| Totals | 31 | 7 | 8 | 5 | 4 | 10 | 27 | 10 | 5 |

| Score by Innings | 1 | 2 | 3 | 4 | 5 | 6 | 7 | 8 | 9 | R | H | E |
|------------------|---|---|---|---|---|---|---|---|---|----|----|---|
| DBU | 0 | 2 | 1 | 8 | 1 | 0 | 1 | 1 | 0 | 14 | 16 | 3 |
| NM State | 1 | 1 | 2 | 0 | 1 | 0 | 2 | 0 | 0 | 7 | 8 | 2 |

E - POOLE, T. 2; BUCKNAM, M. 1; CRAIG, J. TURNER. DP - DBU 2; NMSU 2. LOB - DBU 11; NMSU 5. 2B - DATTALO, M.; POOLE, T. 2; HUMPHREYS, N.; HEEFNER, L.; 3B - S. O'CONNOR. HR - JAY, G.; KRAUSS, C.; HEEFNER, L.; M. NAMIE. HBP - JAY, G. 2; HUMPHREYS, N.; HEEFNER, L.; S. SOLORZANO; T. MELUSKEY; J. CRAIG. SF - JAY, G.; T. MELUSKEY. SB - NERAT, J.; B. FORRESTER; S. SOLORZANO.

| DBU | ip | h | r | er | bb | so | ab | bf | np |
|----------------|-----|---|---|----|----|----|----|----|----|
| BUCKNAM, Micah | 5.0 | 6 | 5 | 2 | 3 | 4 | 17 | 24 | 93 |
| WATT, Liam | 3.0 | 2 | 2 | 2 | 1 | 4 | 11 | 12 | 56 |
| SWINNEY, Mason | 1.0 | 0 | 0 | 0 | 0 | 2 | 3 | 3 | 17 |

| NM State | ip | h | r | er | bb | so | ab | bf | np |
|-------------|-----|---|----|----|----|----|----|----|----|
| J. Turner | 3.2 | 9 | 11 | 10 | 4 | 4 | 19 | 26 | 97 |
| C. Timmons | 2.1 | 2 | 1 | 1 | 0 | 1 | 9 | 10 | 29 |
| J. Carvajal | 2.0 | 4 | 2 | 2 | 3 | 10 | 13 | 47 | |
| C. Shumard | 1.0 | 1 | 0 | 0 | 0 | 1 | 3 | 3 | 12 |

Win - BUCKNAM, M. (4-0). Loss - J. Turner (2-2). Save - None.
 WP - WATT, L. HBP - by J. Turner (JAY, G.); by BUCKNAM, M. (S. Solorzano); by J. Turner (HEEFNER, L.); by BUCKNAM, M. (T. Meluskey); by C. Timmons (JAY, G.); by J. Carvajal (HUMPHREYS, N).
 Pitches/strikes: BUCKNAM, M. 93/59; WATT, L. 56/36; SWINNEY, M. 17/10; J. Turner 97/61; C. Timmons 29/18; J. Carvajal 47/28; C. Shumard 12/9.

Umpires - HP: David Pritchett 1B: Andrew Glenn 3B: Gabriel Colon
 Start: 6:05 PM Time: 3:16 Attendance: 734
 Weather: 80 and windy



March 30, 2025 • Las Cruces, N.M.

NEW MEXICO STATE

4

DBU

3

DBU 3 (18-9,4-2 CUSA)

NM State 4 (15-13,3-3 CUSA)

| Player | ab | r | h | rbi | bb | so | po | a | lob |
|------------------------|----|---|---|-----|----|----|----|---|-----|
| DATTALO, Michael dh | 3 | 0 | 1 | 0 | 2 | 0 | 0 | 2 | |
| HUMPHREYS, Nathan cf | 5 | 0 | 1 | 0 | 1 | 0 | 3 | 0 | |
| JAY, Grant c | 2 | 1 | 0 | 0 | 2 | 2 | 10 | 0 | 0 |
| NERAT, Joey rf | 3 | 0 | 0 | 0 | 2 | 1 | 0 | 3 | |
| BERGHULT, Adam ph | 1 | 1 | 1 | 2 | 0 | 0 | 0 | 0 | |
| TRYON, Ben lf | 0 | 0 | 0 | 0 | 0 | 0 | 0 | 0 | |
| KRAUSS, Chayton 1b | 4 | 0 | 1 | 0 | 2 | 8 | 0 | 0 | |
| GRADY, Keaton 2b | 4 | 0 | 0 | 0 | 0 | 1 | 2 | 0 | |
| HEEFNER, Luke ss | 4 | 0 | 0 | 0 | 1 | 0 | 2 | 0 | |
| UNDERHILL, Landon lf | 1 | 1 | 0 | 0 | 1 | 0 | 0 | 0 | |
| SCHLAEGEL, Dylan ph/lf | 1 | 0 | 1 | 0 | 1 | 0 | 0 | 0 | |
| GREBECK, Cody 3b | 0 | 0 | 0 | 0 | 1 | 0 | 1 | 4 | |
| POOLE, Tom 3b | 1 | 0 | 0 | 0 | 0 | 0 | 0 | 0 | |
| BORBERG, Ryan p | 0 | 0 | 0 | 0 | 0 | 0 | 0 | 0 | |
| SCHOTT, Tyler p | 0 | 0 | 0 | 0 | 0 | 0 | 0 | 1 | |
| SWINNEY, Mason p | 0 | 0 | 0 | 0 | 0 | 0 | 0 | 0 | |
| WATT, Liam p | 0 | 0 | 0 | 0 | 0 | 0 | 0 | 0 | |
| PETERS, Mason p | 0 | 0 | 0 | 0 | 0 | 0 | 0 | 0 | |
| Totals | 29 | 3 | 5 | 3 | 7 | 8 | 24 | 9 | 8 |

| Player | ab | r | h | rbi | bb | so | po | a | lob |
|-----------------|----|---|---|-----|----|----|----|---|-----|
| B. Forrester ss | 4 | 1 | 3 | 0 | 1 | 0 | 1 | 1 | 0 |
| A. Lombardi 2b | 4 | 1 | 1 | 1 | 0 | 1 | 2 | 3 | 2 |
| M. Namie lf | 4 | 1 | 1 | 2 | 0 | 1 | 1 | 0 | 1 |
| B. Campbell 1b | 3 | 0 | 0 | 0 | 0 | 0 | 8 | 0 | 1 |
| J. Craig rf | 3 | 0 | 0 | 0 | 2 | 3 | 0 | 0 | |
| T. Meluskey cf | 4 | 1 | 2 | 0 | 0 | 2 | 2 | 0 | 3 |
| B. Vest 3b | 4 | 0 | 1 | 0 | 1 | 1 | 4 | 0 | |
| C. Daniels p/dh | 3 | 0 | 1 | 0 | 1 | 2 | 0 | 0 | 1 |
| D. Woodcock c | 4 | 0 | 0 | 0 | 1 | 9 | 0 | 2 | |
| C. Shumard p | 0 | 0 | 0 | 0 | 0 | 0 | 1 | 0 | |
| H. Wright p | 0 | 0 | 0 | 0 | 0 | 0 | 0 | 0 | |
| J. Davis p | 0 | 0 | 0 | 0 | 0 | 0 | 0 | 0 | |
| C. Wylde p | 0 | 0 | 0 | 0 | 0 | 0 | 0 | 0 | |
| Totals | 33 | 4 | 9 | 3 | 2 | 10 | 27 | 9 | 10 |

| Score by Innings | 1 | 2 | 3 | 4 | 5 | 6 | 7 | 8 | 9 | R | H | E |
|------------------|---|---|---|---|---|---|---|---|---|---|---|---|
| DBU | 0 | 0 | 1 | 0 | 0 | 0 | 0 | 2 | 0 | 3 | 5 | 0 |
| NM State | 4 | 0 | 0 | 0 | 0 | 0 | 0 | 0 | X | 4 | 9 | 0 |

DP - NMSU 2. LOB - DBU 8; NMSU 10. 2B - DATTALO, M.; HUMPHREYS, N.; B. FORRESTER. HR - BERGHULT, A.; M. NAMIE.
 HBP - GREBECK, C.; A. LOMBARDI; B. CAMPBELL; J. CRAIG. SH - GREBECK, C.; SB - SCHLAEGEL, D.

| DBU | ip | h | r | er | bb | so | ab | bf | np |
|----------------|-----|---|---|----|----|----|----|----|----|
| BORBERG, Ryan | 5.2 | 7 | 4 | 4 | 1 | 7 | 24 | 26 | 92 |
| SCHOTT, Tyler | 1.0 | 1 | 0 | 0 | 0 | 2 | 4 | 4 | 16 |
| SWINNEY, Mason | 0.1 | 0 | 0 | 0 | 1 | 1 | 3 | 16 | |
| WATT, Liam | 0.2 | 1 | 0 | 0 | 0 | 3 | 3 | 4 | |
| PETERS, Mason | 0.1 | 0 | 0 | 0 | 1 | 0 | 1 | 2 | |

| NM State | ip | h | r | er | bb | so | ab | bf | np |
|------------|-----|---|---|----|----|----|----|----|----|
| C. Daniels | 2.0 | 1 | 0 | 0 | 0 | 2 | 7 | 7 | 30 |
| C. Shumard | 1.0 | 1 | 1 | 1 | 2 | 0 | 3 | 6 | 18 |
| H. Wright | 1.1 | 1 | 0 | 0 | 1 | 0 | 4 | 6 | 14 |
| J. Davis | 0.2 | 0 | 0 | 0 | 0 | 0 | 1 | 1 | 2 |
| C. Wylde | 4.0 | 2 | 2 | 2 | 4 | 6 | 14 | 18 | 78 |

Win - C. Wylde (2-0). Loss - BORBERG, R. (1-4). Save - None.
 WP - BORBERG, R. 2; WATT, L. HBP - by H. Wright (GREBECK, C.); by BORBERG, R. (A. Lombardi); by SWINNEY, M. (B. Campbell); by SWINNEY, M. (J. Craig). Pitches/strikes: BORBERG, R. 92/62; SCHOTT, T. 16/10; SWINNEY, M. 16/9; WATT, L. 4/2; PETERS, M. 3/1; C. Daniels 30/21; C. Shumard 18/8; H. Wright 14/7; J. Davis 2/1; C. Wylde 78/50.

Umpires - HP: Gabriel Colon 1B: David Pritchett 3B: Andrew Glenn
 Start: 11:05 AM Time: 2:40 Attendance: 431
 Weather: 65 and gusty

March 29, 2025 • Las Cruces, N.M.

NEW MEXICO STATE

13

DBU

16



DBU 16 (18-8,4-1 CUSA)

NM State 13 (14-13,2-3 CUSA)

| Player | ab | r | h | rbi | bb | so | po | a | lob |
|------------------------|----|----|----|-----|----|----|----|---|-----|
| DATTALO, Michael dh | 4 | 3 | 2 | 2 | 1 | 0 | 0 | 0 | 0 |
| HUMPHREYS, Nathan cf | 4 | 2 | 2 | 2 | 1 | 4 | 0 | 0 | 0 |
| JAY, Grant c | 3 | 2 | 1 | 3 | 0 | 10 | 0 | 0 | 0 |
| NERAT, Joey rf | 5 | 1 | 0 | 1 | 2 | 1 | 0 | 4 | 0 |
| KRAUSS, Chayton 1b | 4 | 2 | 1 | 1 | 2 | 6 | 1 | 0 | 0 |
| GRADY, Keaton lf/2b | 5 | 3 | 3 | 0 | 0 | 0 | 1 | 0 | 0 |
| HEEFNER, Luke ss | 4 | 0 | 2 | 3 | 1 | 3 | 1 | 0 | 0 |
| SWINNEY, Mason 2b | 3 | 0 | 0 | 0 | 0 | 1 | 4 | 1 | 0 |
| TRYON, Ben ph/lf | 1 | 0 | 0 | 0 | 0 | 0 | 0 | 1 | 0 |
| POOLE, Tom lf | 0 | 0 | 0 | 0 | 1 | 0 | 0 | 0 | 0 |
| SCHLAEGEL, Dylan pr/lf | 0 | 1 | 0 | 0 | 0 | 0 | 0 | 0 | 0 |
| GREBECK, Cody 3b | 1 | 2 | 0 | 1 | 3 | 0 | 1 | 0 | 0 |
| ELLWANGER, James p | 0 | 0 | 0 | 0 | 0 | 0 | 0 | 0 | 0 |
| JENKINS, Jerrod p | 0 | 0 | 0 | 0 | 0 | 0 | 0 | 0 | 0 |
| BRANSON, Ashton p | 0 | 0 | 0 | 0 | 0 | 0 | 1 | 0 | 0 |
| KROLL, Athan p | 0 | 0 | 0 | 0 | 0 | 0 | 0 | 0 | 0 |
| TODD, Zach p | 0 | 0 | 0 | 0 | 0 | 0 | 0 | 0 | 0 |
| PETERS, Mason p | 0 | 0 | 0 | 0 | 0 | 0 | 0 | 0 | 0 |
| Totals | 34 | 16 | 13 | 13 | 12 | 7 | 27 | 8 | 6 |

| Player | ab | r | h | rbi | bb | so | po | a | lob |
|-------------------|----|---|---|-----|----|----|----|---|-----|
| B. Forrester ss | 5 | 1 | 0 | 1 | 3 | 3 | 6 | 2 | |
| S. Solorzano 1b/p | 3 | 2 | 2 | 1 | 1 | 0 | 8 | 1 | 0 |
| M. Namie lf | 3 | 2 | 0 | 0 | 1 | 2 | | | |

BOX SCORES

April 4, 2025 • Dallas, Texas

WESTERN KENTUCKY

4

DBU

3

WKU 4 (25-5,5-2 CUSA)

DBU 3 (19-10,4-3 CUSA)

| Player | ab | r | h | rbi | bb | so | po | a | lob |
|---------------------|----|---|---|-----|----|----|----|---|-----|
| Carlos Vasquez 2b | 3 | 1 | 1 | 0 | 1 | 2 | 0 | 3 | 0 |
| Thomas Marsala dh | 4 | 0 | 1 | 0 | 0 | 1 | 0 | 0 | 1 |
| Ryan Wideman cf | 4 | 0 | 1 | 0 | 0 | 1 | 4 | 0 | 0 |
| Ethan Lizama rf | 4 | 1 | 1 | 0 | 1 | 2 | 1 | 1 | 1 |
| Camden Ross c | 3 | 2 | 1 | 3 | 1 | 1 | 5 | 0 | 0 |
| Anthony Westbrook c | 0 | 0 | 0 | 0 | 0 | 0 | 3 | 0 | 0 |
| Joe Siervo lf | 3 | 0 | 0 | 1 | 1 | 1 | 0 | 0 | 0 |
| Kyle Hayes 1b | 4 | 0 | 2 | 1 | 0 | 1 | 9 | 0 | 0 |
| Reid Howard ss | 4 | 0 | 0 | 0 | 1 | 0 | 1 | 0 | 0 |
| Henry Brown 3b | 3 | 0 | 0 | 0 | 1 | 2 | 4 | 2 | 2 |
| Jack Bennett p | 0 | 0 | 0 | 0 | 0 | 0 | 1 | 0 | 0 |
| Lucas Hartman p | 0 | 0 | 0 | 0 | 0 | 0 | 0 | 0 | 0 |
| Cal Higgins p | 0 | 0 | 0 | 0 | 0 | 0 | 0 | 0 | 0 |
| Totals | 32 | 4 | 7 | 4 | 3 | 10 | 27 | 9 | 4 |

| Player | ab | r | h | rbi | bb | so | po | a | lob |
|----------------------|----|---|---|-----|----|----|----|----|-----|
| DATTALO, Michael 3b | 5 | 0 | 2 | 0 | 0 | 1 | 0 | 3 | 2 |
| POOLE, Tom dh | 5 | 0 | 0 | 0 | 0 | 1 | 0 | 0 | 1 |
| JAY, Grant c | 3 | 1 | 0 | 0 | 2 | 2 | 9 | 1 | 0 |
| HUMPHREYS, Nathan cf | 4 | 1 | 1 | 0 | 1 | 0 | 4 | 0 | 1 |
| KRAUSS, Chayton 1b | 3 | 1 | 2 | 2 | 1 | 0 | 11 | 1 | 1 |
| UNDERHILL, Landon rf | 4 | 0 | 1 | 1 | 0 | 2 | 0 | 0 | 0 |
| GRADY, Keaton lf/2b | 2 | 0 | 0 | 0 | 2 | 0 | 2 | 1 | 3 |
| HEEFNER, Luke ss | 3 | 0 | 0 | 0 | 0 | 1 | 0 | 1 | 0 |
| BENNETT, Jake ph | 1 | 0 | 0 | 0 | 1 | 0 | 0 | 0 | 0 |
| SCHLAEGEL, Dylan lf | 0 | 0 | 0 | 0 | 0 | 0 | 0 | 0 | 0 |
| GREBECK, Cody 2b/ss | 2 | 0 | 0 | 0 | 0 | 0 | 0 | 3 | 2 |
| BUCKNAM, Micah p | 0 | 0 | 0 | 0 | 0 | 0 | 1 | 1 | 0 |
| JENKINS, Jerrod p | 0 | 0 | 0 | 0 | 0 | 0 | 0 | 0 | 0 |
| Totals | 32 | 3 | 6 | 3 | 6 | 8 | 27 | 11 | 10 |

Score by Innings

| | 1 | 2 | 3 | 4 | 5 | 6 | 7 | 8 | 9 | R | H | E |
|-----|---|---|---|---|---|---|---|---|---|---|---|---|
| WKU | 0 | 1 | 3 | 0 | 0 | 0 | 0 | 0 | 0 | 4 | 7 | 0 |
| DBU | 3 | 0 | 0 | 0 | 0 | 0 | 0 | 0 | 0 | 3 | 6 | 0 |

Score by Innings

| | 1 | 2 | 3 | 4 | 5 | 6 | 7 | 8 | 9 | R | H | E |
|-----|---|---|---|---|---|---|---|---|---|----|----|---|
| WKU | 3 | 1 | 1 | 0 | 2 | 4 | 0 | 0 | 0 | 11 | 17 | 0 |
| DBU | 0 | 0 | 0 | 0 | 0 | 0 | 0 | 0 | 0 | 0 | 7 | 0 |

DP - DBU 1. LOB - WKU 4; DBU 10. 2B - DATTALO, M.(9); KRAUSS, C.(8). HR - Ross, C.(2). HBP - GREBECK, C. 2. SB - HUMPHREYS, N(7); KRAUSS, C.(5); GRADY, K.(5).

| WKU | ip | h | r | er | bb | so | ab | bf | np |
|---------------|-----|---|---|----|----|----|----|----|----|
| Jack Bennett | 4.2 | 5 | 3 | 3 | 3 | 3 | 18 | 22 | 78 |
| Lucas Hartman | 2.2 | 0 | 0 | 0 | 3 | 3 | 8 | 12 | 56 |
| Cal Higgins | 1.2 | 1 | 0 | 0 | 0 | 2 | 6 | 6 | 27 |

| DBU | ip | h | r | er | bb | so | ab | bf | np |
|-----------------|-----|---|---|----|----|----|----|----|----|
| BUCKNAM, Micah | 6.0 | 5 | 4 | 4 | 4 | 3 | 8 | 22 | 96 |
| JENKINS, Jerrod | 3.0 | 2 | 0 | 0 | 0 | 2 | 10 | 10 | 38 |

Win - Hartman, L. (3-0). Loss - BUCKNAM, M. (4-1). Save - Higgins, C. (3).
 WP - BUCKNAM, M. 2(3). HBP - by Bennett, J. (GREBECK, C.); by Hartman, L. (GREBECK, C.). Pitches/strikes: Bennett, J. 78/51; Hartman, L. 56/31; Higgins, C. 27/22; BUCKNAM, M. 96/59; JENKINS, J. 38/24.

Umpires - HP: Connor Hoagland (CC) 1B: Justyn Duplessis 3B: Juan Garza
 Start: 6:05 pm Time: 2:50 Attendance: 681
 Weather: 58* wind NNW 8-10 mph

April 5, 2025 • Dallas, Texas

WESTERN KENTUCKY

11

DBU

0

WKU 11 (27-4,6-2 CUSA)

DBU 0 (19-11,4-4 CUSA)

| Player | ab | r | h | rbi | bb | so | po | a | lob |
|---------------------|----|----|----|-----|----|----|----|---|-----|
| Carlos Vasquez 2b | 5 | 2 | 2 | 0 | 0 | 2 | 0 | 2 | 0 |
| Caleb Niehaus 2b | 0 | 0 | 0 | 0 | 0 | 0 | 1 | 0 | 0 |
| Thomas Marsala dh | 3 | 0 | 1 | 0 | 1 | 0 | 0 | 0 | 0 |
| Drew Barragan ph/dh | 2 | 1 | 2 | 0 | 0 | 0 | 0 | 0 | 0 |
| Ryan Wideman cf | 4 | 3 | 3 | 2 | 1 | 0 | 2 | 0 | 1 |
| Ethan Lizama rf | 3 | 3 | 2 | 1 | 1 | 0 | 7 | 0 | 1 |
| Camden Ross c | 3 | 1 | 3 | 3 | 0 | 2 | 0 | 0 | 0 |
| Joe Siervo lf | 3 | 0 | 1 | 1 | 0 | 2 | 0 | 0 | 0 |
| Caleb Marmo ph/lf | 1 | 0 | 0 | 0 | 1 | 0 | 0 | 0 | 0 |
| Kyle Hayes 1b | 3 | 0 | 2 | 2 | 1 | 0 | 7 | 0 | 0 |
| Reid Howard ss | 4 | 0 | 0 | 0 | 2 | 3 | 2 | 4 | 0 |
| Henry Brown 3b | 4 | 1 | 1 | 0 | 0 | 2 | 3 | 0 | 0 |
| Dawson Hall p | 0 | 0 | 0 | 0 | 0 | 0 | 0 | 0 | 0 |
| Zach Lyles p | 0 | 0 | 0 | 0 | 0 | 0 | 0 | 0 | 0 |
| Totals | 35 | 11 | 17 | 9 | 3 | 10 | 21 | 8 | 7 |

| Player | ab | r | h | rbi | bb | so | po | a | lob |
|----------------------|----|---|---|-----|----|----|----|----|-----|
| DATTALO, Michael 3b | 3 | 0 | 0 | 0 | 0 | 0 | 0 | 4 | 0 |
| POOLE, Tom dh | 3 | 0 | 1 | 0 | 0 | 0 | 0 | 0 | 2 |
| JAY, Grant c | 3 | 0 | 2 | 0 | 0 | 0 | 9 | 4 | 1 |
| HUMPHREYS, Nathan cf | 3 | 0 | 0 | 0 | 0 | 0 | 1 | 0 | 1 |
| KRAUSS, Chayton 1b | 3 | 0 | 1 | 0 | 0 | 1 | 8 | 1 | 0 |
| UNDERHILL, Landon rf | 3 | 0 | 0 | 0 | 0 | 1 | 0 | 0 | 1 |
| GRADY, Keaton lf | 3 | 0 | 1 | 0 | 0 | 0 | 1 | 0 | 0 |
| GREBECK, Cody 2b | 3 | 0 | 2 | 0 | 0 | 0 | 1 | 2 | 1 |
| HEEFNER, Luke ss | 2 | 0 | 0 | 0 | 0 | 1 | 2 | 0 | 0 |
| BENNETT, Jake ph | 1 | 0 | 0 | 0 | 0 | 0 | 0 | 0 | 0 |
| ELLWANGER, James p | 0 | 0 | 0 | 0 | 0 | 0 | 0 | 0 | 0 |
| WATT, Liam p | 0 | 0 | 0 | 0 | 0 | 0 | 0 | 0 | 0 |
| BRANSON, Ashton p | 0 | 0 | 0 | 0 | 0 | 0 | 0 | 0 | 0 |
| KROLL, Athan p | 0 | 0 | 0 | 0 | 0 | 0 | 0 | 0 | 0 |
| Totals | 27 | 0 | 7 | 0 | 0 | 2 | 21 | 13 | 6 |

Score by Innings

| | 1 | 2 | 3 | 4 | 5 | 6 | 7 | 8 | 9 | R | H | E |
|-----|---|---|---|---|---|---|---|---|---|----|----|---|
| WKU | 3 | 1 | 1 | 0 | 2 | 4 | 0 | 0 | 0 | 11 | 17 | 0 |
| DBU | 0 | 0 | 0 | 0 | 0 | 0 | 0 | 0 | 0 | 0 | 7 | 0 |

Score by Innings

| | 1 | 2 | 3 | 4 | 5 | 6 | 7 | 8 | 9 | R | H | E |
|-----|---|---|---|---|---|---|---|---|---|----|----|---|
| WKU | 3 | 1 | 1 | 0 | 2 | 4 | 0 | 0 | 0 | 11 | 17 | 0 |
| DBU | 0 | 0 | 0 | 0 | 0 | 0 | 0 | 0 | 0 | 0 | 7 | 0 |

DP - WKU 1; DBU 1. LOB - WKU 7; DBU 6. 2B - Wideman, R.(13); Hayes, K.(9); KRAUSS, C.(9). HBP - Ross, C., SB - Lizama, E.(6). CS - Siervo, J.(1).

| WKU | ip | h | r | er | bb | so | ab | bf | np |
|-------------|-----|---|---|----|----|----|----|----|----|
| Dawson Hall | 6.0 | 6 | 0 | 0 | 0 | 2 | 24 | 24 | 71 |
| Zach Lyles | 1.0 | 1 | 0 | 0 | 0 | 0 | 3 | 3 | 9 |

| DBU | ip | h | r | er | bb | so | ab | bf | np |
|------------------|-----|---|---|----|----|----|----|----|----|
| ELLWANGER, James | 3.0 | 7 | 5 | 4 | 3 | 5 | 14 | 17 | 73 |
| WATT, Liam | 2.1 | 8 | 6 | 6 | 0 | 2 | 14 | 14 | 47 |
| BRANSON, Ashton | 0.2 | 1 | 0 | 0 | 0 | 2 | 3 | 4 | 14 |
| KROLL, Athan | 1.0 | 1 | 0 | 0 | 0 | 1 | 4 | 4 | 14 |

Win - Hall, D. (5-0). Loss - ELLWANGER, J (1-1). Save - None.
 WP - ELLWANGER, J 3(7); KROLL, A.(3). HBP - by BRANSON, A. (Ross, C.). BK - BRANSON, A.(1). PB - JAY, G.(7).
 Pitches/strikes: Hall, D. 71/56; Lyles, Z. 9/6; ELLWANGER, J 73/42; WATT, L. 47/32; BRANSON, A. 14/8; KROLL, A. 14/8.

Umpires - HP: Justyn Duplessis 1B: Juan Garza 3B: Connor Hoagland (CC)
 Start: 3:05pm Time: 2:09 Attendance: 856
 Weather: 50* wind N 13-17 mph

April 6, 2025 • Dallas, Texas

WESTERN KENTUCKY

1

DBU

5

DBU 3 (18-9,4-2 CUSA)

NM State 4 (15-13,3-3 CUSA)

| Player | ab | r | h | rbi | bb | so | po | a | lob |
|------------------------|----|---|---|-----|----|----|----|---|-----|
| DATTALO, Michael dh | 3 | 0 | 1 | 0 | 2 | 0 | 0 | 0 | 2 |
| HUMPHREYS, Nathan cf | 5 | 0 | 1 | 0 | 1 | 1 | 0 | 3 | 0 |
| JAY, Grant c | 2 | 1 | 0 | 0 | 2 | 2 | 10 | 0 | 0 |
| NERAT, Joey rf | 3 | 0 | 0 | 0 | 2 | 1 | 0 | 3 | 0 |
| BERGHULT, Adam ph | 1 | 1 | 1 | 2 | 0 | 0 | 0 | 0 | 0 |
| TRYON, Ben lf | 0 | 0 | 0 | 0 | 0 | 0 | 0 | 0 | 0 |
| KRAUSS, Chayton 1b | 4 | 0 | 1 | 0 | 2 | 8 | 0 | 0 | 0 |
| GRADY, Keaton 2b | 4 | 0 | 0 | 0 | 0 | 1 | 2 | 0 | 0 |
| HEEFNER, Luke ss | 4 | 0 | 0 | 0 | 1 | 0 | 2 | 0 | 0 |
| UNDERHILL, Landon lf | 1 | 1 | 0 | 1 | 0 | 1 | 0 | 0 | 0 |
| SCHLAEGEL, Dylan ph/lf | 1 | 0 | 1 | 0 | 1 | 0 | 0 | 0 | 0 |
| GREBECK, Cody 3b | 0 | 0 | 0 | 0 | 1 | 0 | 1 | 4 | 0 |
| POOLE, Tom 3b | 1 | 0 | 0 | 0 | 0 | 0 | 0 | 0 | 0 |
| BORBERG, Ryan p | 0 | 0 | 0 | 0 | 0 | 0 | 0 | 0 | 0 |
| SCHOTT, Tyler p | 0 | 0 | 0 | 0 | 0 | 0 | 0 | 1 | 0 |
| SWINNEY, Mason p | 0 | 0 | 0 | 0 | 0 | 0 | 0 | 0 | 0 |
| WATT, Liam p | 0 | 0 | 0 | 0 | 0 | 0 | 0 | 0 | 0 |
| PETERS, Mason p | 0 | 0 | 0 | 0 | 0 | 0 | 0 | 0 | 0 |
| Totals | 29 | 3 | 5 | 3 | 7 | 8 | 24 | 9 | 8 |

| Player | ab | r | h | rbi | bb | so | po | a | lob |
|-----------------|----|---|---|-----|----|----|----|---|-----|
| B. Forrester ss | 4 | 1 | 3 | 0 | 1 | 0 | 1 | 1 | 0 |
| A. Lombardi 2b | 4 | 1 | 1 | 1 | 0 | 1 | 2 | 3 | 2 |
| M. Namie lf | 4 | 1 | 1 | 2 | 0 | 1 | 1 | 0 | 1 |
| B. Campbell 1b | 3 | 0 | 0 | 0 | 0 | 0 | 8 | 0 | 1 |
| J. Craig rf | 3 | 0 | 0 | 0 | 2 | 3 | 0 | 0 | 0 |
| T. Meluskey cf | 4 | 1 | 2 | 0 | 0 | 2 | 2 | 0 | 3 |
| B. Vest 3b | 4 | 0 | 1 | 0 | 1 | 1 | 4 | 0 | 0 |
| C. Daniels p/dh | 3 | 0 | 1 | 0 | 1 | 2 | 0 | 0 | 1 |
| D. Woodcock c | 4 | 0 | 0 | 0 | 1 | 9 | 0 | 2 | 0 |
| C. Shumard p | 0 | 0 | 0 | 0 | 0 | 0 | 0 | 1 | 0 |
| H. Wright p | 0 | 0 | 0 | 0 | 0 | 0 | 0 | 0 | 0 |
| J. Davis p | 0 | 0 | 0 | 0 | 0 | 0 | 0 | 0 | 0 |
| C. Wylde p | 0 | 0 | 0 | 0 | 0 | 0 | 0 | 0 | 0 |
| Totals | 33 | 4 | 9 | 3 | 2 | 10 | 27 | 9 | 10 |

Score by Innings

| | 1 | 2 | 3 | 4 | 5 | 6 | 7 | 8 | 9 | R | H | E |
|----------|---|---|---|---|---|---|---|---|---|---|---|---|
| DBU | 0 | 0 | 1 | 0 | 0 | 0 | 0 | 2 | 0 | 3 | 5 | 0 |
| NM State | 4 | 0 | 0 | 0 | 0 | 0 | 0 | 0 | X | 4 | 9 | 0 |

Score by Innings

| | 1 | 2 | 3 | 4 | 5 | 6 | 7 | 8 | 9 | R | H | E |
|----------|---|---|---|---|---|---|---|---|---|---|----|---|
| DBU | 0 | 0 | 5 | 2 | 1 | 1 | 0 | 0 | 0 | 9 | 14 | 0 |
| Oklahoma | 0 | 0 | 0 | 0 | 0 | 0 | 1 | 0 | 0 | 1 | 6 | 0 |

DP - NMSU 2. LOB - DBU 8; NMSU 10. 2B - DATTALO, M.; HUMPHREYS, N; B. Forrester. HR - BERGHULT, A.;

BOX SCORES

April 17, 2025 • Dallas, Texas

SAM HOUSTON

4

DBU

17



Sam Houston 4 (8-30,2-11 CUSA)

DBU 17 (26-11,9-4 CUSA)

| Player | ab | r | h | rbi | bb | so | po | a | lob |
|----------------------|----|---|---|-----|----|----|----|---|-----|
| Brady Christensen rf | 4 | 0 | 1 | 0 | 0 | 0 | 4 | 0 | 0 |
| Blake Brown 2b | 3 | 1 | 1 | 0 | 1 | 1 | 0 | 2 | 0 |
| Hunter Autrey 1b | 4 | 1 | 2 | 0 | 0 | 0 | 5 | 0 | 0 |
| Jace Martinez ss | 1 | 1 | 0 | 0 | 3 | 1 | 2 | 1 | 2 |
| Parker Blackman cf | 4 | 1 | 1 | 2 | 0 | 2 | 1 | 0 | 4 |
| Easton Dean 3b/c | 4 | 0 | 0 | 1 | 0 | 0 | 2 | 1 | 0 |
| Grant Nottlemann dh | 3 | 0 | 2 | 0 | 1 | 0 | 0 | 0 | 0 |
| Ty Marthiljohni c | 2 | 0 | 1 | 0 | 0 | 0 | 2 | 0 | 0 |
| Hudson Pollard 3b | 1 | 0 | 0 | 0 | 0 | 0 | 0 | 0 | 0 |
| Keegan Demmer lf | 2 | 0 | 0 | 0 | 0 | 2 | 2 | 0 | 3 |
| Sam Lee ph/lf | 2 | 0 | 0 | 0 | 0 | 0 | 1 | 0 | 3 |
| Noah Kendrick p | 0 | 0 | 0 | 0 | 0 | 0 | 0 | 0 | 0 |
| Danny Valadez p | 0 | 0 | 0 | 0 | 0 | 0 | 0 | 1 | 0 |
| Felix Schleder p | 0 | 0 | 0 | 0 | 0 | 0 | 0 | 0 | 0 |
| Totals | 30 | 4 | 8 | 3 | 5 | 6 | 18 | 6 | 11 |

| Player | ab | r | h | rbi | bb | so | po | a | lob |
|----------------------|----|----|----|-----|----|----|----|---|-----|
| JAY, Grant c | 4 | 1 | 1 | 1 | 0 | 0 | 6 | 0 | 0 |
| GREBECK, Cody ph/3b | 1 | 0 | 1 | 0 | 0 | 0 | 1 | 0 | 0 |
| HUMPHREYS, Nathan cf | 4 | 2 | 2 | 1 | 0 | 0 | 0 | 0 | 1 |
| SCHLAEGEL, Dylan cf | 1 | 0 | 0 | 0 | 0 | 1 | 1 | 0 | 0 |
| GRADY, Keaton 2b | 4 | 4 | 4 | 3 | 0 | 0 | 1 | 3 | 0 |
| BENNETT, Jake dh | 2 | 3 | 1 | 2 | 0 | 0 | 0 | 0 | 0 |
| NERAT, Joey ph | 1 | 0 | 0 | 0 | 0 | 1 | 0 | 0 | 1 |
| TRYON, Ben lf | 4 | 3 | 4 | 4 | 0 | 0 | 2 | 0 | 0 |
| DATTALO, Michael 3b | 3 | 1 | 1 | 2 | 1 | 0 | 0 | 1 | 1 |
| SCHOTT, Tyler 1b | 0 | 0 | 0 | 0 | 0 | 0 | 1 | 0 | 0 |
| UNDERHILL, Landon rf | 3 | 2 | 2 | 4 | 1 | 0 | 2 | 0 | 0 |
| BERGHULT, Adam 1b/c | 4 | 0 | 0 | 0 | 0 | 1 | 7 | 0 | 0 |
| HEEFNER, Luke ss | 3 | 1 | 1 | 0 | 0 | 1 | 0 | 0 | 2 |
| BUCKNAM, Micah p | 0 | 0 | 0 | 0 | 0 | 0 | 0 | 0 | 0 |
| DUNCAN, Avery p | 0 | 0 | 0 | 0 | 0 | 0 | 0 | 1 | 0 |
| KROLL, Athan p | 0 | 0 | 0 | 0 | 0 | 0 | 0 | 1 | 0 |
| Totals | 34 | 17 | 17 | 16 | 4 | 4 | 21 | 6 | 5 |

Score by Innings

| | 1 | 2 | 3 | 4 | 5 | 6 | 7 | R | H | E |
|-------------|---|---|---|---|---|---|---|----|----|---|
| Sam Houston | 0 | 0 | 0 | 0 | 0 | 0 | 4 | 4 | 8 | 0 |
| DBU | 5 | 3 | 1 | 2 | 5 | 1 | X | 17 | 17 | 2 |

E - JAY, G.(7); SCHOTT, T.(1). LOB - SHSU 11; DBU 5. 2B - Christensen(9); Brown, B.(8); Blackman, P.(4); TRYON, B. 4(4). HR - HUMPHREYS, N(10); GRADY, K.(2); BENNETT, J.(10); UNDERHILL, L(1). HBP - Marthilj, T.; HEEFNER, L.. SF - GRADY, K.(2). SB - GRADY, K.(8).

| Sam Houston | ip | h | r | er | bb | so | ab | bf | np |
|----------------|-----|---|---|----|----|----|----|----|----|
| Noah Kendrick | 2.0 | 7 | 8 | 8 | 2 | 1 | 13 | 15 | 52 |
| Danny Valadez | 3.0 | 9 | 8 | 8 | 2 | 1 | 18 | 20 | 66 |
| Felix Schleder | 1.0 | 1 | 1 | 1 | 0 | 2 | 3 | 5 | 16 |

| DBU | ip | h | r | er | bb | so | ab | bf | np |
|----------------|-----|---|---|----|----|----|----|----|----|
| BUCKNAM, Micah | 4.0 | 4 | 0 | 0 | 1 | 6 | 16 | 18 | 79 |
| DUNCAN, Avery | 2.1 | 2 | 3 | 3 | 4 | 0 | 9 | 13 | 53 |
| KROLL, Athan | 0.2 | 2 | 1 | 1 | 0 | 0 | 5 | 5 | 17 |

Win - BUCKNAM, M. (6-1). Loss - Kendrick, N. (0-6). Save - None.
 WP - Kendrick, N.(5); Valadez, D.(6). HBP - by BUCKNAM, M. (Marthilj, T.); by Schleder, F. (HEEFNER, L.).
 Pitches/strikes: Kendrick, N. 52/32; Valadez, D. 66/41; Schleder, F. 16/11; BUCKNAM, M. 79/48; DUNCAN, A. 53/28; KROLL, A. 17/11.

Umpires - HP: AJ Wendel (CC) 1B: Roberto Knox-Reyes 3B: Terrence Jones
 Start: 6:05 pm Time: 2:23 Attendance: 767
 Weather: 82* wind SSE 15-17 mph

April 18, 2025 • Dallas, Texas

SAM HOUSTON

4

DBU

18



Sam Houston 4 (8-31,2-12 CUSA)

DBU 18 (27-11,10-4 CUSA)

| Player | ab | r | h | rbi | bb | so | po | a | lob |
|----------------------|----|---|---|-----|----|----|----|---|-----|
| Brady Christensen rf | 3 | 2 | 2 | 1 | 1 | 3 | 0 | 0 | 0 |
| Blake Brown 2b | 3 | 1 | 2 | 1 | 1 | 0 | 0 | 0 | 0 |
| Hunter Autrey 1b | 3 | 0 | 0 | 0 | 1 | 2 | 4 | 0 | 0 |
| Jace Martinez ss | 3 | 0 | 1 | 1 | 1 | 2 | 1 | 1 | 1 |
| Parker Blackman cf | 3 | 0 | 2 | 0 | 0 | 1 | 3 | 0 | 2 |
| Easton Dean c | 3 | 0 | 0 | 0 | 1 | 5 | 1 | 3 | 3 |
| Grant Nottlemann dh | 4 | 0 | 0 | 0 | 2 | 0 | 0 | 2 | 2 |
| Sam Lee lf | 3 | 0 | 0 | 0 | 1 | 1 | 0 | 1 | 0 |
| Hudson Pollard 3b | 3 | 1 | 1 | 0 | 0 | 0 | 0 | 0 | 0 |
| Cam Diaz p | 0 | 0 | 0 | 0 | 0 | 0 | 1 | 0 | 0 |
| Garrett Baumann p | 0 | 0 | 0 | 0 | 0 | 0 | 0 | 0 | 0 |
| Cole Marthiljohni p | 0 | 0 | 0 | 0 | 0 | 0 | 0 | 0 | 0 |
| Ethan Coronel p | 0 | 0 | 0 | 0 | 0 | 0 | 0 | 0 | 0 |
| Totals | 28 | 4 | 8 | 3 | 5 | 9 | 18 | 3 | 9 |

| Player | ab | r | h | rbi | bb | so | po | a | lob |
|------------------------|----|----|----|-----|----|----|----|---|-----|
| GRADY, Keaton 2b/3b | 5 | 3 | 4 | 0 | 0 | 0 | 1 | 1 | 1 |
| JAY, Grant c | 3 | 2 | 2 | 1 | 0 | 0 | 0 | 7 | 2 |
| BERGHULT, Adam c | 1 | 1 | 1 | 1 | 0 | 0 | 0 | 2 | 0 |
| HUMPHREYS, Nathan cf | 2 | 2 | 1 | 1 | 2 | 0 | 0 | 0 | 0 |
| SCHLAEGEL, Dylan cf | 1 | 1 | 1 | 0 | 0 | 0 | 0 | 0 | 0 |
| KRAUSS, Chayton 1b | 3 | 2 | 2 | 6 | 0 | 1 | 4 | 0 | 0 |
| SWINNEY, Mason ph/2b | 0 | 0 | 0 | 0 | 0 | 0 | 0 | 0 | 0 |
| TRYON, Ben lf | 4 | 0 | 1 | 1 | 0 | 2 | 0 | 0 | 3 |
| BENNETT, Jake dh | 2 | 3 | 1 | 1 | 1 | 0 | 0 | 0 | 0 |
| NERAT, Joey ph/dh | 1 | 0 | 0 | 0 | 0 | 1 | 0 | 0 | 0 |
| UNDERHILL, Landon rf | 4 | 2 | 2 | 4 | 1 | 2 | 2 | 0 | 1 |
| DATTALO, Michael 3b/1b | 3 | 0 | 0 | 1 | 0 | 1 | 0 | 1 | 0 |
| HEEFNER, Luke ss | 2 | 2 | 1 | 0 | 1 | 0 | 1 | 1 | 2 |
| GREBECK, Cody ss | 1 | 0 | 0 | 1 | 0 | 0 | 2 | 1 | 0 |
| ELLWANGER, James p | 0 | 0 | 0 | 0 | 0 | 0 | 0 | 0 | 0 |
| BRANSON, Ashton p | 0 | 0 | 0 | 0 | 0 | 0 | 0 | 1 | 0 |
| SCHWEDE, Rian p | 0 | 0 | 0 | 0 | 0 | 0 | 0 | 0 | 0 |
| Totals | 32 | 18 | 16 | 17 | 7 | 6 | 21 | 7 | 7 |

Score by Innings

| | 1 | 2 | 3 | 4 | 5 | 6 | 7 | R | H | E |
|-------------|---|---|---|---|---|---|---|----|----|---|
| Sam Houston | 0 | 0 | 0 | 0 | 1 | 0 | 3 | 4 | 8 | 0 |
| DBU | 4 | 1 | 9 | 1 | 1 | 2 | X | 18 | 16 | 1 |

E - GREBECK, C.(2). LOB - SHSU 9; DBU 7. 2B - Martinez, J.(4); GRADY, K. 3(10); KRAUSS, C.(13). 3B - Christensen 2(4). HR - BERGHULT, A.(5); SCHLAEGEL, D(1); KRAUSS, C.(10); BENNETT, J.(11); UNDERHILL, L 2(3). HBP - Blackman, P.; JAY, G.; BENNETT, J.. SF - KRAUSS, C.(5); TRYON, B.(1). SB - Blackman, P.(17); TRYON, B.(1). CS - Brown, B.(2).

| Sam Houston | ip | h | r | er | bb | so | ab | bf | np |
|-------------------|-----|---|---|----|----|----|----|----|----|
| Cam Diaz | 2.0 | 9 | 7 | 7 | 1 | 1 | 14 | 16 | 56 |
| Garrett Baumann | 1.0 | 3 | 7 | 7 | 2 | 0 | 5 | 10 | 36 |
| Cole Marthiljohni | 2.0 | 2 | 2 | 2 | 3 | 2 | 8 | 11 | 41 |
| Ethan Coronel | 1.0 | 2 | 2 | 2 | 1 | 3 | 5 | 6 | 26 |

| DBU | ip | h | r | er | bb | so | ab | bf | np |
|------------------|-----|---|---|----|----|----|----|----|----|
| ELLWANGER, James | 4.0 | 2 | 0 | 0 | 4 | 7 | 12 | 17 | 86 |
| BRANSON, Ashton | 1.0 | 2 | 1 | 1 | 1 | 1 | 5 | 6 | 25 |
| SCHWEDE, Rian | 2.0 | 4 | 3 | 2 | 0 | 1 | 11 | 11 | 31 |

Win - ELLWANGER, J (2-1). Loss - Diaz, C. (0-4). Save - None.
 WP - Diaz, C.(5); Baumann, G.(6); ELLWANGER, J(9). HBP - by ELLWANGER, J (Blackman, P.); by Baumann, G. (JAY, G.); by Baumann, G. (BENNETT, J.). Pitches/strikes: Diaz, C. 56/34; Baumann, G. 36/20; Marthilj, C. 41/22; Coronel, E. 26/15; ELLWANGER, J 86/50; BRANSON, A. 25/13; SCHWEDE, R. 31/22.
 Umpires - HP: Roberto Knox-Reyes 1B: Terrence Jones 3B: AJ Wendel (CC)
 Start: 3:05 pm Time: 2:24 Attendance: 847
 Weather: 84* winds SSE 14-17 mph
 Diaz, C. faced 2 batters in the 3rd.

April 19, 2025 • Dallas, Texas

SAM HOUSTON

4

DBU

14



Sam Houston 4 (8-32,2-13 CUSA)

DBU 14 (28-11,11-4 CUSA)

| Player | ab | r | h | rbi | bb | so | po | a | lob |
|----------------------|----|---|---|-----|----|----|----|---|-----|
| Brady Christensen rf | 4 | 0 | 0 | 0 | 3 | 2 | 0 | 2 | 0 |
| Blake Brown 2b | 3 | 0 | 0 | 0 | 1 | 2 | 1 | 3 | 0 |
| Hunter Autrey 1b | 4 | 0 | 2 | 0 | 0 | 1 | 7 | 2 | 1 |
| Jace Martinez ss | 4 | 1 | 1 | 0 | 0 | 1 | 2 | 1 | 0 |
| Parker Blackman cf | 3 | 0 | 0 | 0 | 0 | 0 | 1 | 0 | 2 |
| Easton Dean 3b | 2 | 1 | 0 | 0 | 1 | 2 | 0 | 2 | 0 |
| Ty Marthiljohni c | 3 | 2 | 1 | 2 | 0 | 2 | 5 | 0 | 1 |
| Grant Nottlemann dh | 3 | 0 | 1 | 1 | 0 | 0 | 0 | 0 | 0 |
| Sam Lee lf | 3 | 0 | 1 | 0 | 0 | 0 | 2 | 0 | 0 |
| Ryan Peterson p | 0 | 0 | 0 | 0 | 0 | 0 | 1 | 1 | 0 |
| Connor Mondey p | 0 | 0 | 0 | 0 | 0 | 0 | 1 | 0 | 0 |
| Tate Hickman p | 0 | 0 | 0 | 0 | 0 | 0 | 0 | 0 | 0 |
| Devin Bennett p | 0 | 0 | 0 | 0 | 0 | 0 | 0 | 0 | 0 |
| Zak Johnson p | 0 | 0 | 0 | 0 | 0 | 0 | 0 | 0 | 0 |
| Totals | 29 | 4 | 6 | 4 | 2 | 11 | 22 | 9 | 6 |

| Player | ab | r | h | rbi | bb | so | po | a | lob |
|----------------------|----|----|----|-----|----|----|----|---|-----|
| GRADY, Keaton 2b | 3 | 3 | 2 | 0 | 1 | 0 | 0 | 5 | 0 |
| SCHLAEGEL, Dylan ph | 1 | 0 | 0 | 0 | 0 | 1 | 0 | 0 | 0 |
| JAY, Grant c | 5 | 1 | 2 | 2 | 0 | 1 | 10 | 1 | 3 |
| BERGHULT, Adam ph | 0 | 0 | 0 | 0 | 0 | 0 | 0 | 0 | 0 |
| HUMPHREYS, Nathan cf | 5 | 3 | 3 | 5 | 0 | 1 | 0 | 0 | 0 |
| KRAUSS, Chayton 1b | 4 | 1 | 1 | 0 | 1 | 1 | 10 | 0 | 0 |
| TRYON, Ben lf | 3 | 1 | 3 | 0 | 0 | 0 | 1 | 0 | 0 |
| BENNETT, Jake dh | 5 | 1 | 1 | 2 | 0 | 1 | 0 | 0 | 4 |
| UNDERHILL, Landon rf | 4 | 1 | 1 | 1 | 1 | 0 | 1 | 0 | 1 |
| DATTALO, Michael 3b | 2 | 2 | 0 | 0 | 3 | 0 | 1 | 0 | 1 |
| HEEFNER, Luke ss | 4 | 1 | 1 | 1 | 0 | 0 | 1 | 1 | 0 |
| BORBERG, Ryan p | 0 | 0 | 0 | 0 | 0 | 0 | 0 | 1 | 0 |
| BONN, Nick p | 0 | 0 | 0 | 0 | 0 | 0 | 0 | 0 | 0 |
| SCHOTT, Tyler p | 0 | 0 | 0 | 0 | 0 | 0 | 0 | 0 | 0 |
| Totals | 36 | 14 | 14 | 11 | 6 | 5 | 24 | 8 | 10 |

Score by Innings

| | 1 | 2 | 3 | 4 | 5 | 6 | 7 | 8 | R | H | E |
|-------------|---|---|---|---|---|---|---|---|----|----|---|
| Sam Houston | 0 | 2 | 0 | 2 | 0 | 0 | 0 | 0 | 4 | 6 | 2 |
| DBU | 0 | 5 | 0 | 4 | 2 | 1 | 1 | 1 | 14 | 14 | 0 |

Note: 1 out, 1 runner LOB when the game ended.

E - Blackman, P.(7); Peterson, R.(3). LOB - SHSU 6; DBU 10. 2B - GRADY, K.(11); JAY, G.(14); TRYON, B.(5); BENNETT, J.(2). HR - Marthilj, T.(1); JAY, G.(16); HUMPHREYS, N 3(13); UNDERHILL, L(4). HBP - Dean, E.; Marthilj, T.; TRYON, B. 2; HEEFNER, L.. SH - Blackman, P.(5); GRADY, K.(1). SB - GRADY, K.(9).

| Sam Houston | ip | h | r | er | bb | so | ab | bf | np |
|---------------|-----|---|---|----|----|----|----|----|----|
| Ryan Peterson | 3.1 | 9 | 9 | 8 | 2 | 3 | 19 | 24 | 87 |
| Connor Mondey | 1.2 | 2 | 2 | 2 | 0 | 1 | | | |