

# DBU PATRIOT BASEBALL

REAGAN RATCLIFF, SID • REAGAN@DBU.EDU • M: 214-356-6309



13 NCAA REGIONALS • 25 ALL-AMERICANS • 22 MAJOR LEAGUERS

February 14, 15, 16 • 3:05 p.m./3:05 p.m./1:05 p.m. • Dallas, Texas • Horner Ballpark

## #17 DBU PATRIOTS (0-0)

2024 Record: 45-15 H/A/N: 25-5 / 15-7 / 5-3

Rankings: D1:20 | BA:21 | NCBWA:20

USA:21 | PG:17

HC: Dan Heefner (Northern Iowa)

Career: 652-326-1 (18th Season)

DBU: 652-326-1 (18th Season)



## NDSU BISON (0-0)

2024 Record: 20-30-1 H/A/N: 7-8-1 / 12-20 / 1-2

Rankings: D1:NR | BA:NR | NCBWA:NR

USA:NR | PG:NR

HC: Head Coach: Tyler Oakes (Minnesota)

Career: 74-79-1 (4th Season)

NDSU: 74-79-1 (4th Season)



### GAME COVERAGE:

Watch: ESPN+ Live Stats: statbroadcast.com Twitter/X: @DBU\_Baseball

Listen: patriotbroadcastingnetwork.com w/Reagan Ratcliff and Brendan Smith

### LEADING OFF

- DBU opens their 2025 season at Horner Ballpark with a three-game series against North Dakota State.
- All three games will be streamed on ESPN+ with Reagan Ratcliff and Brendan Smith on the call.
- Fans can also follow the live stats on Statbroadcast.com.

### TOP STORYLINES

- DBU has been tabbed as the favorite to win the Conference USA title in 2025 in the CUSA Preseason Coaches Poll.
- The Patriots are ranked in all five major preseason polls and are as high as No. 17 in the nation by Perfect Game.
- DBU's **Grant Jay** was selected as the CUSA Preseason Player of the Year, and Jerrod Jenkins was picked as the league's Preseason Pitcher of the Year.
- The Patriots return 21 lettermen from last year's squad that went 45-15 and advanced as the No. 2 seed to the Tucson Regional.
- DBU brings back six All-CUSA selections, including CUSA Newcomer of the Year, **Michael Dattalo**, and CUSA Freshman of the Year, **Luke Pettitte**, along with **Luke Heefner**, **Grant Jay**, **Chayton Krauss**, and **Tom Poole**.
- The Patriots welcome an incoming recruiting class of 20 newcomers that includes four Division I transfers: **Nick Bonn** (Pepperdine), **Micah Bucknam** (LSU), **Rian Schwede** (Villanova), and **Mason Swinney** (Alabama).
- DBU is one of five teams in the nation to reach the NCAA postseason each of the last 10 years. That list includes DBU, Florida, LSU, Oklahoma State, and Vanderbilt.

### SERIES HISTORY

- This weekend's series between DBU and North Dakota State marks the first time the Patriots and Bison have met on the diamond.
- DBU is 95-24 all-time against opponents from the Summit League.

### PROBABLE STARTING PITCHERS

Day	Team	Pitcher	2024 Stats (W-L, ERA, IP, SO, BB)
Friday	DBU	RHP Micah Bucknam	0-0, 7.00 ERA, 9.0 IP, 10 SO, 3 BB
	NDSU	LHP Nolan Johnson	2-0, 2.73 ERA, 26.1 IP, 28 SO, 6 BB
Saturday	DBU	RHP James Ellwanger	1-1, 6.11 ERA, 17.2 IP, 23 SO, 11 BB
	NDSU	RHP Logan Knight	5-4, 5.20 ERA, 72.2 IP, 77 SO, 38 BB
Sunday	DBU	RHP Rian Schwede	1-5, 7.25 ERA, 58.1 IP, 43 SO, 29 BB
	NDSU	RHP Tate Martin	N/A

### PROBABLE STARTERS BY POSITION (Lineup subject to change)

Pos.	Name	Avg.	2B	3B	HR	RBI	SB	Notes
C	Grant Jay	.300	12	0	21	57	7-8	42 HR in first 2 seasons
1B	Chayton Krauss	.358	16	1	16	66	7-8	2nd in hits (88) in CUSA
2B	Mason Swinney	.232	3	0	0	6	0-1	15 starts at Alabama in 2024
SS	Luke Heefner	.273	15	1	5	36	12-14	Team-high 11 sacrifice bunts
3B	Michael Dattalo	.345	14	1	8	47	3-5	8th-highest avg. in CUSA
LF	Tom Poole	.352	13	2	13	37	9-11	Led CUSA in OBP (.488)
CF	Nathan Humphreys	.216	12	0	6	27	9-11	3 errors in 356 career chances
RF	Dylan Schlaegel	.000	0	0	0	0	0-0	17th-round pick in 2024 Draft
DH	Joey Nerat	.241	7	1	5	17	3-3	Made 22 starts in 2024

## 2025 SCHEDULE

FEB.14	NORTH DAKOTA STATE	3:05 PM
FEB.15	NORTH DAKOTA STATE	3:05 PM
FEB.16	NORTH DAKOTA STATE	1:05 PM
FEB.28	UTRGV	6:05 PM
FEB.21	SIU EDWARDSVILLE	6:05 PM
FEB.22	SIU EDWARDSVILLE	3:05 PM
FEB.23	SIU EDWARDSVILLE	12:05 PM
Feb.26	LSU^	7:00 PM
Feb.28	ORU	3:00 PM
Mar.1	ORU	2:00 PM
Mar.2	ORU	1:00 PM
MAR.4	OKLAHOMA	6:05 PM
Mar.7	Louisiana	6:00 PM
Mar.8	Louisiana	2:00 PM
Mar.9	Louisiana	1:00 PM
MAR.11	OKLAHOMA STATE	6:05 PM
MAR.14	UTSA	6:05 PM
MAR.15	UTSA	3:05 PM
MAR.16	UTSA	1:05 PM
MAR.18	TCU	6:05 PM
MAR.21	MTSU*	6:05 PM
MAR.22	MTSU*	3:05 PM
MAR.23	MTSU*	1:05 PM
Mar.25	Abilene Christian	6:05 PM
Mar.28	New Mexico State*	7:00 PM
Mar.29	New Mexico State*	5:00 PM
Mar.30	New Mexico State*	12:00 PM
APR.1	UT ARLINGTON	6:05 PM
APR.4	WESTERN KENTUCKY*	6:05 PM
APR.5	WESTERN KENTUCKY*	3:05 PM
APR.6	WESTERN KENTUCKY*	1:05 PM
Apr.8	Oklahoma	6:30 PM
Apr.11	Jacksonville State*	6:00 PM
Apr.12	Jacksonville State*	6:00 PM
Apr.13	Jacksonville State*	1:00 PM
Apr.15	TCU	6:00 PM
APR.17	SAM HOUSTON*	6:05 PM
APR.18	SAM HOUSTON*	3:05 PM
APR.19	SAM HOUSTON*	1:05 PM
Apr.22	Oklahoma State	6:00 PM
Apr.25	Louisiana Tech*	6:00 PM
Apr.26	Louisiana Tech*	2:00 PM
Apr.27	Louisiana Tech*	1:00 PM
Apr.30	Abilene Christian	6:05 PM
May 2	FIU*	6:05 PM
May 3	FIU*	3:05 PM
May 4	FIU*	1:05 PM
May 6	UT Arlington	6:00 PM
MAY 9	KENNESAW STATE*	6:05 PM
MAY 10	KENNESAW STATE*	3:05 PM
MAY 11	KENNESAW STATE*	1:05 PM
May 15	Liberty*	5:00 PM
May 16	Liberty*	3:00 PM
May 17	Liberty*	12:00 PM
May 21-25	C-USA Tournament - Lynchburg, Va.	

BOLD CAPS denotes home game

Times listed are central

^Amegy Bank College Baseball Series at Globe Life Field

\*Conference USA contest

# THIS IS DBU BASEBALL

## ELITE COMPANY

DBU enters the 2025 season as one of only five teams in the nation to reach the NCAA Tournament each of the last 10 years. The Patriots are joined by Florida, LSU, Oklahoma State, and Vanderbilt on that short list of teams in search of their 11th consecutive trip to the postseason in 2025.

## 3RD-HIGHEST WIN AVERAGE SINCE 2015

The Patriots average of 43 wins per year over the last nine seasons ranks as the third-highest average number of wins per year in college baseball since 2015.

T1. Florida (45)	T3. East Carolina (43)
T1. LSU (45)	T3. Southern Miss (43)
T2. Oregon State (44)	T3. Texas A&M (43)
T2. Vanderbilt (44)	4. Louisville (42)
<b>T3. DBU (43)</b>	T5. TCU (41)
T3. Arkansas (43)	T5. Texas Tech (41)

## PICKED TO WIN CUSA CROWN

DBU received all nine first place votes in the CUSA Preseason Coaches Poll. The Patriots are in their third season in CUSA and won the league's regular season crown in 2023 and tournament title in 2024. Total points are next to each team's name and first place votes are in parentheses.

- 1. DBU 99 (9)**
- Louisiana Tech 82
- WKU 72
- Sam Houston 56
- Liberty 55
- Kennesaw State 54
- FIU 44
- Middle Tennessee 29
- New Mexico State 29
- Jacksonville State 25

## HEEFNER RANKS IN TOP 10

**Dan Heefner's** .666 win percentage entering the 2025 season ranks as the 8th-highest in the nation among active NCAA Division I coaches. During Heefner's 17 seasons at the helm for the Patriots, he has guided DBU to the NCAA postseason 13 times including 12 of the last 13 years.

## WINNINGEST ACTIVE COACHES

(MIN. 5 YEARS AS DIV. I HEAD COACH)

- Tony Vitello (Tennessee) 295-112 (.725)
- Brian O'Connor (Virginia) 885-370-2 (.705)
- Dan McDonnell (Louisville) 742-330-1 (.692)
- Cliff Godwin (East Carolina) 397-187-1 (.679)
- Jim Schlossnagle (Texas A&M) 946-455 (.675)
- Tim Corbin (Vanderbilt) 921-443-1 (.675)
- Kevin O'Sullivan (Florida) 717-349 (.673)
- 8. Dan Heefner (DBU) 652-326-1 (.666)**
- Dave Van Horn (Arkansas) 1203-616 (.661)
- Jay Johnson (LSU) 417-218 (.657)

## JAY & JENKINS TAKE CUSA PRESEASON TOP HONORS

DBU earned CUSA's top individual accolades heading into 2025, with **Grant Jay** being named the CUSA Preseason Player of the Year and **Jerrod Jenkins** earning the nod as the league's Preseason Pitcher of the Year. Jay led CUSA with 21 home runs in 2024 and finished the year with a .300 batting average and 57 RBI. Jenkins is coming off a stellar sophomore campaign in which he went 6-0 with a 3.43 ERA in 18 appearances.

## DBU IN THE RPI SINCE 2021

The Patriots boast the 15th-best average RPI (26.8) in college baseball dating back to the 2021 season. Below are the top 20 teams by RPI over the past four years.

1. Tennessee (5.0)	11. Texas (21.3)
2. Arkansas (6.5)	12. Southern Miss (23.0)
3. Vanderbilt (11.5)	13. North Carolina (23.5)
4. LSU (13.0)	14. TCU (25.3)
5. Florida (13.8)	<b>15. DBU (26.8)</b>
6. Oregon State (16.8)	16. Connecticut (27.3)
7. Oklahoma State (18.5)	17. Clemson (28.8)
8. Virginia (18.8)	18. Georgia (29.0)
9. East Carolina (20.5)	19. South Carolina (29.5)
10. NC State (20.8)	20. Alabama (29.8)

## BIG SHOES TO FILL

Last year's dynamic one-two punch in the weekend rotation of **Ryan Johnson** and **Jaron DeBerry** ranked among the elite pitching tandems in college baseball. As the Patriots head into the 2025 season, they face the challenge of replacing two cornerstone arms - Johnson, the program's all-time strikeout leader and a second-round MLB Draft pick by the Los Angeles Angels, and DeBerry, who was selected in the third round by the Milwaukee Brewers.

## HOME COOKIN'

Since Horner Ballpark opened its gates in 2013, DBU boasts the 12th-best home win percentage in the nation. Over that 13-year stretch, the Patriots are 259-88 and have compiled a .746 win percentage. Listed below are the top 20 home records for teams that have averaged 25 home games per year since 2013.

1. Louisville (.801)	11. Texas A&M (.748)
2. Texas Tech (.786)	<b>12. DBU (.746)</b>
3. Oregon State (.785)	13. Florida (.743)
4. Arkansas (.783)	14. TCU (.730)
5. LSU (.780)	15. Southern Miss (.728)
6. Vanderbilt (.773)	T16. Miami (.727)
7. Virginia (.769)	T16. South Carolina (.727)
8. North Carolina (.767)	18. NC State (.721)
9. UC Santa Barbara (.755)	19. Texas (.720)
10. Florida State (.749)	20. East Carolina (.716)

## DBU IN THE DRAFT

Since 2015, DBU has produced the 15th-most Major League Draft picks in the nation with 51 Patriots being selected in the draft over the past 10 years. Dating back to 2004, the Patriots have also seen 31 players taken in the first 10 rounds of the MLB Draft.

## PATRIOTS IN THE PROS

Dating back to 1987, DBU has produced 22 players that have reached the Major Leagues. Over the past five seasons, four Patriots have made their Big League debuts, including **Seth Elledge** (St. Louis Cardinals - 2020), **Jason Krizan** (San Francisco Giants - 2022), **Darick Hall** (Philadelphia Phillies - 2022), and **Kody Funderburk** (Minnesota Twins - 2023).

# DBU PROJECTED STARTING PITCHER

# 27

## MICAH BUCKNAM

RHP

6-1 | 212

JUNIOR

ABBOTSFORD,  
BRITISH COLUMBIA

LSU



### MLB DRAFT

16th Round - Toronto Blue Jays (2021)

### CAREER HONORS

#### 2024:

SEC Academic Honor Roll

#### 2023:

SEC First-Year Academic Honor Roll

### 2024 (SOPHOMORE - LSU)

Made eight relief appearances ... Struck out 10 batters in 9.0 innings of work ... Hurlled 2.0 shutout innings and fanned a career-high four batters versus Northern Illinois (2/22) ... Held Louisiana Tech (3/19) without a run in 1.2 innings of relief work ... Tossed 1.2 scoreless innings against Southeastern Louisiana (3/26).

### 2023 (FRESHMAN - LSU)

Made eight relief appearances for an LSU team that won the 2023 College World Series ... Struck out 14 batters and issued just three walks in 7.0 innings ... Made his debut against Western Michigan (2/17) and worked 1.0 scoreless inning ... Struck out three batters in 1.0 inning of relief against Northwestern State (5/9).

### COLLEGIATE SUMMER LEAGUE

Spent the last two summers with the Yarmouth-Dennis Red Sox in the Cape Cod League ... Pitched for the Trenton Thunder in the MLB Draft League in 2022.

### HIGH SCHOOL

Four-year letterman at the Mennonite Educational Institute Secondary School... Played for head coach Taylor Bratton ... Member of the Canadian Junior National Team ... Ranked as the No. 72 right-handed pitcher in the country and the No. 3 overall player from British Columbia by Perfect Game ... Selected by the Toronto Blue Jays in the 16th round of the 2021 Major League Baseball Draft ... Also played basketball and volleyball in high school ... Competed in the summers for the Abbotsford Cardinals.

### PERSONAL

Born on August 26, 2003 in Nelson, New Zealand ... Parents are Jeff and Jeanne Bucknam ... His cousin, Derek Dickerson, played college basketball at Western Washington University ... Cousin, Lyndsie White, played rugby for the U.S. National Women's Team ... Majoring in Sports Management ... Favorite Bible verse is Psalm 23.

### 2024 SEASON HIGHS

Innings: 2.0 (2x: April 6 vs. Vanderbilt)  
Runs: 4 (Feb. 25 vs. Stony Brook)  
Earned Runs: 4 (Feb. 25 vs. Stony Brook)  
Walks: 2 (Feb. 25 vs. Stony Brook)  
Strikeouts: 4 (Feb. 22 vs. Northern Illinois)  
Pitches: 31 (Feb. 22 vs. Northern Illinois)

### CAREER HIGHS

Innings: 2.0 (2x: April 6, 2024 vs. Vanderbilt)  
Runs: 6 (April 6, 2023 vs. South Carolina)  
Earned Runs: 6 (April 6, 2023 vs. South Carolina)  
Walks: 2 (Feb. 25, 2024 vs. Stony Brook)  
Strikeouts: 4 (Feb. 22, 2024 vs. Northern Illinois)  
Pitches: 34 (April 6, 2023 vs. South Carolina)

# DBU PROJECTED STARTING PITCHER

# 6

## JAMES ELLWANGER

RHP

6-4 | 205

SOPHOMORE

MAGNOLIA, TEXAS

MAGNOLIA WEST HS



### MLB DRAFT

19th Round - Washington Nationals (2023)

### 2024 (FRESHMAN)

Made eight starts in the weekend rotation ... Went 1-1 with a 6.11 ERA ... Struck out 23 batters in 17.2 innings ... **vs. TOP 25 OPPONENTS:** Struck out three batters over 2.1 innings against No. 15 Alabama at the Frisco College Classic (3/3) ... **vs. CUSA OPPONENTS:** Combined with Jerrod Jenkins in a seven inning no-hitter at FIU (4/28) after serving as the opener and pitching 1.0 scoreless inning ... **vs. NON-CONFERENCE:** Made his collegiate debut versus Southeast Missouri (2/18) and worked 4.0 innings, allowing two runs, and striking out four ... Earned his first career win against Central Michigan (2/25) after tossing 5.0 shutout innings and striking out a season-high eight batters.

### COLLEGIATE SUMMER LEAGUE

Pitched for the Cotuit Kettlers in the Cape Cod Baseball League last summer.

### HIGH SCHOOL

Four-year letterman at Magnolia West High School ... Played for head coach Travis Earles ... Named a First Team All-State selection after helping lead Magnolia West to a Class 5A State Championship as a senior ... Pitched a complete game one-hitter and struck out 17 batters in the semifinals of the Class 5A State Tournament ... Finished his senior season with a 1.30 ERA and struck out 124 batters in 76.1 innings ... Was a two-time First Team All-District selection and tabbed the District's Newcomer of the Year as a sophomore ... Rated the No. 64 overall prospect nationally and the No. 18 right-handed pitcher in the country by Perfect Game ... Also ranked as the No. 4 player in the state of Texas and the No. 2 right-handed pitcher in the Lone Star state by Perfect Game ... MLB.com rated him as the No. 107 prospect entering the 2023 Major League Draft ... Selected by the Washington Nationals in the 19th round of the 2023 MLB Draft ... Was also a Second Team All-District selection in basketball ... Competed in the summers for the Texas Twelve.

### PERSONAL

Born on May 15, 2004 ... Parents are Dan and Christy Ellwanger ... Majoring in Sports Management ... Favorite Bible verse is Proverbs 27:2.

### 2024 SEASON HIGHS

Innings: 5.0 (Feb. 25 vs. Central Michigan)  
Runs: 5 (May 26 vs. Louisiana Tech)  
Earned Runs: 4 (May 26 vs. Louisiana Tech)  
Walks: 3 (Feb. 18 vs. Southeast Missouri)  
Strikeouts: 8 (Feb. 25 vs. Central Michigan)  
Pitches: 75 (Feb. 18 vs. Southeast Missouri)

### CAREER HIGHS

Innings: 5.0 (Feb. 25, 2024 vs. Central Michigan)  
Runs: 5 (May 26, 2024 vs. Louisiana Tech)  
Earned Runs: 4 (May 26, 2024 vs. Louisiana Tech)  
Walks: 3 (Feb. 18, 2024 vs. Southeast Missouri)  
Strikeouts: 8 (Feb. 25, 2024 vs. Central Michigan)  
Pitches: 75 (Feb. 18, 2024 vs. Southeast Missouri)

# DBU PROJECTED STARTING PITCHER

# 54

**RIAN  
SCHWEDE**

RHP

6-2 | 216

GRAD STUDENT

HANSON, MASS.

VILLANOVA



# DBU

## CAREER HONORS

2024:

Big East All-Academic Team

## 2024 (SENIOR - VILLANOVA)

Made 19 appearances including seven starts ... Totaled 43 strikeouts in 58.1 innings ... His 43 strikeouts were the second-most on the staff ... Made his debut on Opening Day at Incarnate Word (2/16) and struck out five batters over 3.1 innings of relief ... Moved into the weekend rotation the second week of the season and surrendered three runs over 4.0 innings at Davidson (2/24) ... Earned his first win of the year at Pepperdine (3/8) after working a season-high 6.0 innings and allowing just two runs ... Came out of the pen to hold Seton Hall (4/13) to just one run over 3.0 innings ... Tossed 4.0 shutout innings of relief at UConn (4/26) ... Notched his first career save at Xavier (5/17) after throwing 2.0 scoreless innings.

## 2023 (JUNIOR - ENDICOTT COLLEGE)

Named First Team All-Conference ... Led Endicott to an NCAA Division III World Series appearance ... Made 13 starts and two appearances in relief ... Posted a 6-1 record with a 3.08 ERA ... Struck out 59 batters and issued 18 walks in 76.0 innings.

## 2022 (SOPHOMORE - ENDICOTT COLLEGE)

Earned Third Team All-Conference honors ... Made 11 starts and three appearances in relief ... Helped lead Endicott to a conference title and a regional championship ... Went 3-1 with a 3.94 ERA ... Totaled 48 strikeouts and surrendered just nine walks in 61.2 innings of work.

## 2021 (FRESHMAN - ENDICOTT COLLEGE)

Tabbed a Third Team All-Conference selection ... Made five starts and two appearances in relief ... Posted a 2-1 record with a 5.47 ERA ... Struck out 26 batters and issued just six walks in 24.2 innings.

## 2020 (FRESHMAN - ENDICOTT COLLEGE)

Made two appearances including one start in the COVID-shortened season ... Went 1-1 with a 2.45 ERA ... Threw a complete game in his lone start.

## COLLEGIATE SUMMER LEAGUE

Was a member of the Yarmouth-Dennis Red Sox in the Cape Cod Baseball League last summer ... Spent the last three summers with the Mystic Schooners in the New England Collegiate Baseball League.

## HIGH SCHOOL

Four-year letterman at Whitman Hanson Regional High School ... Played for head coach Patrick Cronin ... Earned All-State honors and was named to the Massachusetts All-Star Team in 2019 ... Competed in the summers for Team Mizuno.

## PERSONAL

Born on January 30, 2001 ... Parents are Brian Schwede and Diane Beaucher-Sawtelle ... Pursuing a Master of Arts in Leadership.

## 2024 SEASON HIGHS

Innings: 6.0 (March 8 vs. Pepperdine)  
Runs: 9 (April 5 vs. Saint John's)  
Earned Runs: 6 (April 5 vs. Saint John's)  
Walks: 4 (4x: May 17 vs. Xavier)  
Strikeouts: 4 (4x: March 8 vs. Pepperdine)  
Pitches: 97 (March 15 vs. East Tennessee State)

## CAREER HIGHS

Innings: 6.0 (March 8, 2024 vs. Pepperdine)  
Runs: 9 (April 5, 2024 vs. Saint John's)  
Earned Runs: 6 (April 5, 2024 vs. Saint John's)  
Walks: 4 (4x: May 17, 2024 vs. Xavier)  
Strikeouts: 4 (4x: March 8, 2024 vs. Pepperdine)  
Pitches: 97 (March 15, 2024 vs. East Tennessee State)



**Name (Yrs. at DBU)**

**SPRING TRAINING INVITEES**

Ray Gaither (2017-21)

Darick Hall (2016)

**Team**

Houston Astros

Pittsburgh Pirates

**Minor League Baseball**

**Triple A**

Chance Adams (2015)

Kyle Amendt (2021-23)

Dominic Hamel (2020-21)

Jameson Hannah (2016-18)

Rhett Kouba (2021)

Albuquerque Isotopes (Rockies)

Reno Aces (Diamondbacks)

Syracuse Mets (Mets)

Albuquerque Isotopes (Rockies)

Sugar Land Space Cowboys (Astros)

**Double A**

Sean Boyle (2017-18)

Burl Carraway (2018-20)

Ross Carver (2020-21)

Seth Elledge (2015-17)

Jackson Glenn (2019-21)

Jimmy Glownke (2018-20)

MD Johnson (2016-19)

Andres Sosa (2018-21)

River Town (2021)

Ryan Wroblewski (2020-22)

Somerset Patriots (Yankees)

Tennessee Smokies (Cubs)

Akron RubberDucks (Guardians)

Midland Rockhounds (Athletics)

Altoona Curve (Pirates)

Richmond Flying Squirrels (Giants)

Pensacola Blue Wahoos (Marlins)

New Hamp. Fisher Cats (Blue Jays)

NW Arkansas Naturals (Royals)

Corpus Christi Hooks (Astros)

**High A**

Alec Baker (2019-23)

Jace Grady (2020-23)

Bryson Hammer (2023)

Jacob Meador (2022)

Zane Russell (2020-23)

Miguel Santos (2022-24)

Hillsboro Hops (Diamondbacks)

Rome Emperors (Braves)

Spokane Indians (Rockies)

Great Lakes Loons (Dodgers)

Hillsboro Hops (Diamondbacks)

Winston-Salem Dash (White Sox)

**Single A**

Braxton Bragg (2023)

Jaron DeBerry (2023-24)

Bubba Hall (2022)

Nate Rombach (2022-23)

Delmarva Shorebirds (Orioles)

Carolina Mudcats (Brewers)

Fredericksburg Nationals (Nationals)

Fredericksburg Nationals (Nationals)

**Rookie**

Ryan Johnson (2022-24)

Brady Rose (2022-23)

Arizona Complex League (Angels)

Florida Complex League (Yankees)

**Japanese- Nippon Professional Baseball League**

Cy Sneed (2012-14)

Tokyo Yakult Swallows

# HEAD COACH DAN HEEFNER



## DAN HEEFNER

18TH SEASON AT DBU // 18TH SEASON OVERALL // 652-326-1 (.667) CAREER RECORD  
HITTING COACH/RECRUITING COORDINATOR AT DBU: 2005-2007

### CAREER NOTES:

- 13 NCAA Regional appearances in 17 seasons at DBU
- 8th-winningest active coach in the nation entering 2025
- 2023 & 2024 Keith LeClair CUSA Coach of the Year
- 2016 & 2021 MVC Dan Callahan Coach of the Year
- 2008 & 2011 ABCA Midwest Coach of the Year
- 2009 Independent Coach of the Year
- Guided DBU to 40 wins or more in 11 of the last 13 years

### MILESTONE WINS

- 1** – Feb. 23, 2008 (Ark-Little Rock)
- 100** – May 8, 2010 (Texas A&M)
- 200** – March 26, 2013 (TCU)
- 300** – May 31, 2015 (Texas)
- 400** – March 25, 2018 (Sam Houston St.)
- 500** – April 1, 2021 (Valparaiso)
- 600** – May 14, 2023 (UTSA)

Dan Heefner is in his 18th season as the head coach of the DBU Baseball team and his 21st year with the program. During his previous 17 seasons at the helm, Heefner has guided the DBU Baseball program to the NCAA postseason 13 times, including 12 of the last 13 years. The Patriots are also one of just five teams in college baseball to reach the NCAA Regionals each of the past 10 years.

Heefner has been a four-time Conference Coach of the Year during his career, garnering the Keith LeClair Conference USA Coach of the Year in 2023 and 2024 and the Missouri Valley Conference Dan Callahan Coach of the Year in 2016 and 2021. Heefner is also a two-time American Baseball Coaches Association Midwest Region Coach of the Year (2008 & 2011).

In 17 seasons at DBU, Heefner owns a career record of 652-326-1, and his .667 win percentage ranks as the eighth-highest in the nation among active NCAA Division I coaches. Dating back to the 2015 season when the Patriots hosted the Dallas Regional, Heefner has guided DBU to 396 wins, and the Patriots' 43 wins per season is the third-highest average in the country over the last 10 years.

### AVERAGE WINS PER YEAR SINCE 2015

1. Florida (45)
1. LSU (45)
2. Oregon State (44)
2. Vanderbilt (44)
- 3. DBU (43)**
3. Arkansas (43)
3. East Carolina (43)
3. Southern Miss (43)
3. Texas A&M (43)
4. Louisville (42)
5. TCU (41)
5. Texas Tech (41)

### RECORD BREAKDOWN

- Feb: 90-39 (.698)
- March: 198-92 (.680)
- April: 179-94 (.656)
- May: 126-61-1 (.667)
- Conference Tournament: 35-12 (.745)
- Postseason: 24-28 (.461)

### CONFERENCE TITLES UNDER HEEFNER

- 2014: MVC Tournament
- 2016: MVC Regular-Season
- 2016: MVC Tournament
- 2017: MVC Tournament
- 2019: MVC Regular-Season
- 2021: MVC Regular-Season
- 2021: MVC Tournament
- 2023: CUSA Regular-Season
- 2024: CUSA Tournament

In the postseason, Heefner has led DBU to a pair of trips to the Super Regionals. In 2021, the Patriots won the Fort Worth Regional to advance to the Columbia Super Regional. Ten years prior, in 2011, DBU clinched the Fort Worth Regional to punch their ticket to the Santa Clara Super Regional. The Patriots have also reached the regional finals in seven of the last nine years, dating back to 2015 when DBU hosted the Dallas Regional.

Player development has been a hallmark of Dan Heefner's coaching career. During his tenure as the head coach at DBU, Heefner has produced 24 All-Americans, a mark that ranks as the eighth-highest total in college baseball dating back to 2009, as well as 16 Freshman All-Americans since 2008. Heefner has also coached 75 players selected in the Major League Baseball Draft, including 10 that have reached the Big Leagues. Since 2015, the Patriots' 51 draft picks rank as the 15th-most selections from any program in the nation.



**CLIFF PENNINGTON**  
4TH SEASON  
ASSISTANT COACH  
RECRUITING COORDINATOR



**CALE JOHNSON**  
2ND SEASON  
PITCHING COACH



**KODIE KOLDEN**  
2ND SEASON  
ASSISTANT COACH

# NUMERICAL ROSTER

#	Player	Pos.	B/T	Ht.	Wt.	Class	Hometown (Previous School)
1	Keaton Grady	INF	S/R	5-9	169	R-Jr.	Elgin, TX (Incarnate Word)
2	Dylan Schlaegel	OF	R/R	5-10	184	R-Fr.	Mansfield, TX (Mansfield Legacy HS)
3	Mason Swinney	INF	R/R	6-0	192	Jr.	Phil Campbell, AL (Alabama)
4	Cody Grebeck	INF	L/R	5-7	162	Sr.	Midland, TX (Midland College)
5	Michael Dattalo	INF	R/R	6-0	204	Jr.	Keller, TX (Northwestern State)
6	James Ellwanger	RHP	R/R	6-4	205	So.	Magnolia, TX (Magnolia West HS)
7	Grant Jay	C/OF	R/R	6-0	225	Jr.	Semmes, AL (Mobile Christian School)
8	Nathan Humphreys	OF	L/R	6-2	207	Sr.	Midlothian, TX (Midlothian HS)
9	Adam Berghult	C/INF	R/R	6-1	206	Jr.	Edina, MN (North Iowa Area CC)
11	Joey Nerat	OF	L/R	5-11	204	Jr.	Campbellsport, WI (Campbellsport HS)
12	Luke Heefner	INF	L/R	6-0	184	Sr.	Cedar Hill, TX (Homeschool)
13	Landon Underhill	INF	L/R	6-0	198	R-Jr.	Hurst, TX (McClennan CC)
15	Hudson Ellis	INF	R/R	6-0	175	Fr.	Round Rock, TX (Round Rock HS)
16	Brooks Sartain	INF	L/R	6-1	187	Fr.	Fort Worth, TX (Trinity Valley School)
17	Dillon Haines	LHP	L/L	5-9	187	Sr.	St. Augustine, FL (Chipola College)
18	Jake Bennett	C/OF	R/R	6-2	231	Jr.	Louisville, KY (San Jacinto College)
19	Chayton Krauss	INF	R/R	6-3	226	Sr.	Coppell, TX (Grayson College)
20	David Heefner	RHP	R/R	6-3	211	R-Fr.	Cedar Hill, TX (Homeschool)
24	Tom Poole	UTL	L/R	6-2	211	Sr.	Calgary, Alberta, Canada (Cloud County CC)
25	Tyler Schott	LHP	R/L	6-0	206	Sr.	Flower Mound, TX (Marcus HS)
26	Mason Peters	LHP	L/L	5-11	175	Jr.	Waco, TX (Temple College)
27	Micah Bucknam	RHP	R/R	6-1	212	Jr.	Abbotsford, British Columbia, Canada (LSU)
28	Bryan Williams Jr.	OF	R/R	5-10	176	Fr.	Midwest City, OK (Midwest City HS)
29	Ben Tryon	UTL	L/R	6-0	212	So.	Southlake, TX (Carroll HS)
30	Ashton Branson	RHP	R/R	5-11	180	Jr.	Little Rock, AR (Crowder College)
32	Luke Pettitte	RHP/INF	R/R	6-2	223	So.	Houston, TX (Second Baptist School)
33	Liam Watt	LHP	L/L	6-1	187	Jr.	Burlington, Ontario, Canada (LSU Eunice)
34	Park Prater	LHP/OF	L/L	6-3	225	Fr.	Argyle, TX (Argyle HS)
35	Tyler Ness	INF	L/R	5-11	181	So.	Turlock, CA (Tyler JC)
36	Charlie Atkinson	RHP	R/R	6-5	212	So.	Katy, TX (Cinco Ranch HS)
37	Avery Duncan	RHP	R/R	6-2	189	Fr.	Green Bay, WI (Notre Dame Academy)
38	Landon Abrahamson	RHP	R/R	6-1	207	Jr.	Bristol, TN (Patrick & Henry CC)
39	Jace Russell	RHP	R/R	6-2	198	R-Jr.	Kingwood, TX (Porter HS)
40	Ryan Borberg	RHP	R/R	6-1	203	Jr.	Lake Quivira, KS (Johnson County CC)
42	Athan Kroll	RHP	R/R	6-4	204	Fr.	Brighton, CO (Valor Christian HS)
43	Will Yeary	RHP	R/R	6-1	182	Fr.	Mansfield, TX (Covenant Christian Academy)
44	Colton Roquemore	UTL	L/R	5-9	182	Fr.	Northlake, TX (Argyle HS)
45	Nick Bonn	RHP	R/R	6-0	157	Jr.	Laguna Beach, CA (Pepperdine)
47	Zach Todd	RHP	R/R	6-3	225	R-So.	Manteca, CA (Manteca HS)
50	Jerrold Jenkins	RHP	R/R	6-2	214	Jr.	Winchester, VA (Millbrook HS)
54	Rian Schwede	RHP	R/R	6-2	216	GS	Hanson, MA (Villanova)

## Coaching Staff

21	Dan Heefner	Head Baseball Coach (18th Season, Olivet Nazarene Univ.)
14	Cliff Pennington	Assistant Coach/Recruiting Coord. (4th Season, Texas A&M Univ.)
41	Cale Johnson	Pitching Coach (2nd Season, McKendree Univ.)
42	Kodie Kolden	Assistant Coach (2nd Season, DBU)
46	Alex Pendergast	Graduate Assistant Coach (1st Season, DBU)
48	Tyler Shipley	Graduate Assistant Coach
49	Tyler Malone	Graduate Assistant Coach

# ROSTER BREAKDOWN

## ROSTER BY CLASS

### GRADUATE

54 Ryan Schwede

### SENIOR

4 Cody Grebeck  
8 Nathan Humphreys  
12 Luke Heefner  
17 Dillon Haines  
19 Chayton Krauss  
24 Tom Poole  
25 Tyler Schott

### RS JUNIOR

1 Keaton Grady  
13 Landon Underhill  
39 Jace Russell

### JUNIOR

3 Mason Swinney  
5 Michael Dattalo  
7 Grant Jay  
9 Adam Berghult  
11 Joey Nerat  
18 Jake Bennett  
26 Mason Peters  
27 Micah Bucknam  
30 Ashton Branson  
33 Liam Watt  
38 Landon Abrahamson  
40 Ryan Borberg  
45 Nick Bonn  
50 Jerrod Jenkins

### RS SOPHOMORE

47 Zach Todd

### SOPHOMORE

6 James Ellwanger  
29 Ben Tryon  
32 Luke Pettitte  
35 Tyler Ness  
36 Charlie Atkinson

### RS FRESHMAN

2 Dylan Schlaegel  
20 David Heefner

### FRESHMAN

15 Hudson Ellis  
16 Brooks Sartain  
28 Bryan Williams, Jr.  
34 Park Prater  
37 Avery Duncan  
42 Athan Kroll  
43 Will Yeary  
44 Colton Roquemore

## PRONUNCIATIONS

2 Dylan Schlaegel (Shlay-gil)  
3 Mason Swinney (Sween-ee)  
4 Cody Grebeck (Gray-beck)  
5 Michael Dattalo (Duh-tall-oh)  
9 Adam Berghult (Burg-hult)  
11 Joey Nerat (Nair-ut)  
12 Luke Heefner (Heef-nur)  
19 Chayton Krauss (Krowse)  
20 David Heefner (Heef-nur)  
25 Tyler Schott (Shot)  
26 James Ellwanger (El-wayne-gur)  
32 Luke Pettitte (Pet-it)  
50 Jerrod Jenkins (Jared)  
54 Rian Schwede (Shwayd)

## ROSTER BY STATE/PROVINCE

### ALABAMA (2)

3 Mason Swinney  
7 Grant Jay

### ALBERTA, CANADA (1)

24 Tom Poole

### ARKANSAS (1)

30 Ashton Branson

### BRITISH COLUMBIA, CANADA (1)

27 Micah Bucknam

### CALIFORNIA (3)

35 Tyler Ness  
45 Nick Bonn  
47 Zach Todd

### COLORADO (1)

42 Athan Kroll

### FLORIDA (1)

17 Dillon Haines

### KANSAS (1)

40 Ryan Borberg

### KENTUCKY (1)

18 Jake Bennett

### MASSACHUSETTS (1)

54 Rian Schwede

### MINNESOTA (1)

9 Adam Berghult

### OKLAHOMA (1)

28 Bryan Williams, Jr.

### ONTARIO, CANADA (1)

33 Liam Watt

### TENNESSEE (2)

15 Hudson Ellis  
38 Landon Abrahamson

### TEXAS (21)

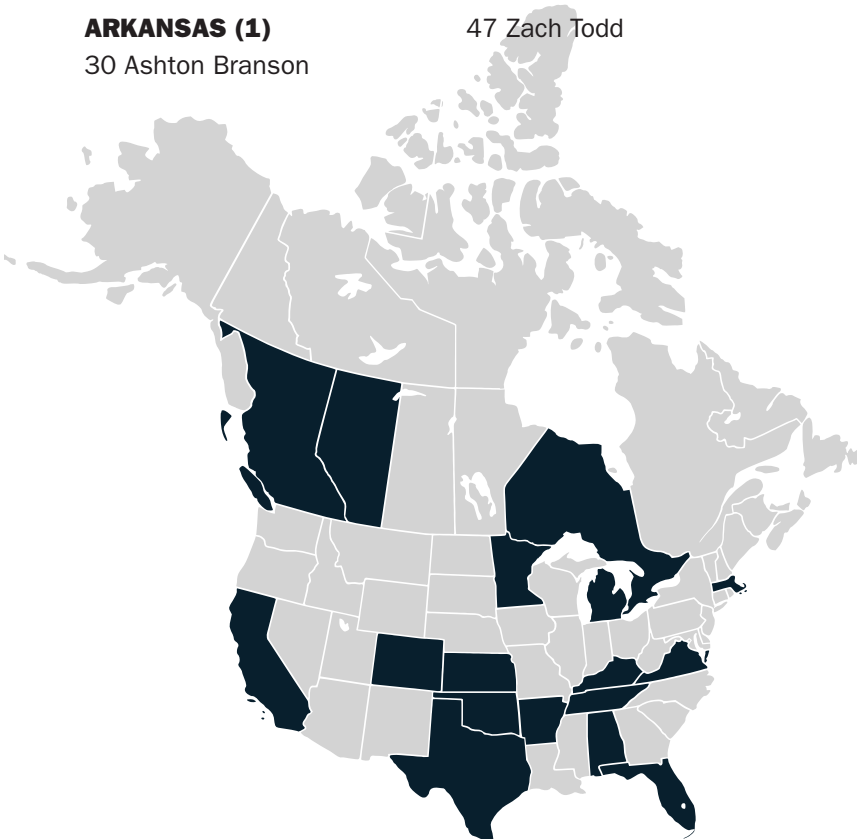
1 Keaton Grady  
2 Dylan Schlaegel  
4 Cody Grebeck  
5 Michael Dattalo  
6 James Ellwanger  
8 Nathan Humphreys  
12 Luke Heefner  
13 Landon Underhill  
15 Hudson Ellis  
16 Brooks Sartain  
19 Chayton Krauss  
20 David Heefner  
25 Tyler Schott  
26 Mason Peters  
29 Ben Tryon  
32 Luke Pettitte  
34 Park Prater  
36 Charlie Atkinson  
39 Jace Russell  
43 Will Yeary  
44 Colton Roquemore

### VIRGINIA (1)

50 Jerrod Jenkins

### WISCONSIN (2)


11 Joey Nerat  
37 Avery Duncan



# MEDIA ROSTER



1 KEATON GRADY



2 DYLAN SCHLAEGEL



3 MASON SWINNEY



4 CODY GREBECK



5 MICHAEL DATTALO



6 JAMES ELLWANGER



7 GRANT JAY



8 NATHAN HUMPHREYS




9 ADAM BERGHULT



11 JOEY NERAT



12 LUKE HEEFNER




13 LANDON UNDERHILL



15 HUDSON ELLIS



16 BROOKS SARTAIN



17 DILLON HAINES



18 JAKE BENNETT



19 CHAYTON KRAUSS



20 DAVID HEEFNER



24 TOM POOLE



25 TYLER SCHOTT



26 MASON PETERS



27 MICAH BUCKNAM



28 BRYAN WILLIAMS JR.



29 BEN TRYON



30 ASHTON BRANSON



32 LUKE PETTITTE



33 LIAM WATT



34 PARK PRATER



35 TYLER NESS




36 CHARLIE ATKINSON



37 AVERY DUNCAN



38 LANDON ABRAHAMSON



39 JACE RUSSELL



40 RYAN BORBERG



42 ATHAN KROLL



43 WILL YEARY



44 COLTON ROQUEMORE



45 NICK BONN



47 ZACH TODD



50 JERROD JENKINS




54 RIAN SCHWEDE

# PATRIOTS CHASING DBU HISTORY



Austin Listi's 53 home runs are the most all-time in DBU history.

HOME RUNS		#
1	Austin Listi (2013-17)	53
2	Duncan McAlpine (2010-13)	48
3	Trevor Head (2006-09)	45
4	<b>Grant Jay (2023-25)</b>	<b>42</b>
5	Jason Krizan (2008-11)	40
6	Ryan Enos (2007-10)	39
7	Miguel Santos (2022-24)	37
T8	Ethan Mann (2023-24)	36
T8	Blayne Jones (2018-22)	36
T8	Drew Holder (2004-06)	36




Grant Jay enters the 2025 season 12 home runs away from setting a new program record.




Grant Jay's .701 slugging % is the highest all-time in program history.

SLUGGING %		#
1	<b>Grant Jay (2023-25)</b>	<b>.701</b>
2	Ryan Goins (2007-09)	.673
3	Ethan Mann (2023-24)	.666
4	Jason Krizan (2008-11)	.642
5	<b>Tom Poole (2023-25)</b>	<b>.638</b>
6	Drew Holder (2004-06)	.634
7	Devlin Granberg (2017-18)	.631
8	Ryan Enos (2007-10)	.618
9	Cole Moore (2021-22)	.606
10	Cody Montgomery (2004-06)	.601



Tom Poole is 1 of 10 Patriots to compile a slugging % above .600.



Jace Grady stole a school record 65 bases from 2020-2023.

STOLEN BASES		#
1	Jace Grady (2020-23)	65
2	Austin Krum (2005-07)	45
3	Cody Montgomery (2004-06)	44
4	Luke Bandy (2017-19)	43
5	Landon Anderson (2009-12)	42
6	<b>Nathan Humphreys (2022-25)</b>	<b>37</b>
7	<b>Luke Heefner (2022-25)</b>	<b>36</b>
T8	Miguel Santos (2022-24)	35
T8	Garrett Baker (2005-07)	35
T8	Drew Holder (2004-06)	35



Nathan Humphreys is three stolen bases away from becoming the sixth Patriot to steal 40 bases.



Camden Duzenack holds DBU's record for sacrifice bunts with 30 sac bunts from 2014-2017.

SACRIFICE BUNTS		#
1	Camden Duzenack (2014-17)	30
2	Austin Knight (2007-10)	25
3	Luke Heefner (2022-25)	16
4	Cody Montgomery (2004-06)	14
5	Landon Anderson (2009-12)	13
T6	Luke Bandy (2017-19)	12
T6	Ryan Enos (2007-10)	12
T8	Nash Knight (2012-15)	11
T8	Clay Kelly (2008-09)	11
T10	Trevin Sonnier (2014-15)	10
T10	Jaime Garrido (2012-13)	10
T10	Brandon Bantz (2006-09)	10



Luke Heefner is 10 sacrifice bunts from moving into second all-time in program history.

# BROADCAST NOTES

## #38 Abrahamson, Landon - RHP

- Played his prep career at the Miller School of Albemarle for head coach Billy Wagner who was recently elected to the Major League Baseball Hall of Fame.
- His cousins Cory Sullins and Cody Sullins played football at the University of Tennessee from 2005-2009.

## #36 Atkinson, Charlie - RHP

- His 20 appearances last year were the most by a true freshman since Chris Haney set the program record for appearances by a freshman with 23 in 2008.
- Heavy sink on his fastball has made him into a ground ball pitcher. Last year, he induced a team-high eight double play balls.
- His father, Ben Atkinson, played tennis at East Carolina University and his mother, Erica, played tennis at Texas Tech. His sister, Sophia, runs track and cross country at the University of Virginia.

## #18 Bennett, Jake - C/OF

- 2nd Team All-American and the Region's Co-Offensive Player of the Year last year at San Jacinto College.
- Was a finalist for the Gatorade Player of the Year in Kentucky as a senior at St. Xavier High School.

## #9 Berghult, Adam - C

- Was a 3rd Team NJCAA Division II All-American two years ago at North Iowa Area CC.
- His father, David Berghult, played football at the Naval Academy.

## #45 Bonn, Nick - RHP

- Spent the last two years at Pepperdine and made 13 starts as the team's Friday night ace in 2024.

## #40 Borberg, Ryan - RHP

- D1Baseball rated him #24 on their Top 50 Impact Junior College Transfer Pitchers list.
- Pitched for the NJCAA USA All-Star Team that competed in the Netherlands last summer.
- Was a Second Team All-Conference selection last year at Johnson County CC.
- Spent his freshman season at Illinois State where he made 14 appearances, including two starts.

## #30 Branson, Ashton - RHP

- Made 14 starts for a Crowder team that reached the NJCAA Division I World Series last year.
- As a freshman at Crowder, ranked third in the nation in wins (11) and 10th in strikeouts (109).

## #30 Bucknam, Micah - RHP

- Made 16 relief appearances the last two years at LSU.
- Was a part of LSU's National Championship team as a freshman in 2023.
- Selected by the Toronto Blue Jays in the 16th round of the 2021 Major League Baseball Draft.

## #5 Dattalo, Michael - INF

- Last year's CUSA's Newcomer of the Year after ranking sixth in the league in hits (80) and eighth in batting average (.345)
- Named to the Cape Cod League All-Star Team last summer with the Hyannis Harbor Hawks.
- Freshman All-American in 2023 at Northwestern State after leading NSU in batting average (.372), hits (83), total bases (125), slugging percentage (.561), and multi-hit games (25).

## #37 Duncan, Avery - RHP

- 1st Team All-State as a senior at Notre Dame Academy last year.
- Rated the No. 5 overall player from the state of Wisconsin by Perfect Game.

## #15 Ellis, Hudson - INF

- Was a two-time All-State selection as a junior and senior at Round Rock High School.

## #6 Ellwanger, James - RHP

- Rated the #43 prospect by D1Baseball on their Top 150 College Prospects for the 2025 MLB Draft.
- Began last season as the team's Sunday starter in the weekend rotation and touched 100 mph in his first career start.
- Did not pitch after his start against Alabama on March 3 until his return at FIU on April 28.
- Was a part of DBU's first no-hitter since 2006 when he threw a scoreless first inning in his return to the mound on April 28 at FIU.
- 19th round draft pick of the Washington Nationals in 2023.
- Pitched a complete game one-hitter and struck out 17 batters in the semifinals of the Class 5A State Tournament.

## #1 Grady, Keaton - INF

- In his third season at DBU after playing 18 games as a freshman in 2022 at Incarnate Word.
- His brother Jace played four seasons at DBU and was an 11th round selection of the Atlanta Braves in the 2023 MLB Draft.

## #4 Grebeck, Cody - INF

- Primarily used as a defensive replacement late in games last season.
- Began his college career at Baylor in 2022 and spent last year at Midland College where he hit .337 and led the team in stolen bases (35).
- Comes from a baseball family. His father Brian Grebeck was a 19th round selection of the California Angels out of San Diego State University in 1990 and spent nine years in the minor leagues. His uncle Craig Grebeck played 12 seasons in the Major Leagues from 1990-2001 and his uncle Frank Kostro played in the Big Leagues from 1962-69.

## #17 Haines, Dillon - LHP

- Become a dependable option out of the pen in the second half of the season last year.
- Change-up is a plus pitch for him.
- Spent his freshman year at Stetson, where made two appearances on the mound and was a Second Team All-Conference selection at Chipola College in 2023.
- His pitching coach at Episcopal High School was Storm Davis, who pitched for 13 seasons in the Major Leagues and won two World Series titles with the Baltimore Orioles (1983) and Oakland Athletics (1989).

## #20 Heefner, David - RHP

- Pitched for the Anchorage Glacier Pilots in the Alaska Baseball League last summer.
- Was ranked the No. 3 third baseman in the state of Texas and No. 30 nationally by Perfect Game coming out of high school.

## #12 Heefner, Luke - INF

- Named 2nd Team All-CUSA in 2024, was a Freshman All-American and the MVC Freshman of the Year in 2022.
- Comes from a baseball family. His father, Dan Heefner, has been the head coach at DBU since 2008. His uncle Ben Zobrist played 14 years in the Major Leagues, was a three-time All-Star, two-time World Series champion and was named the Most Valuable Player of the 2016 World Series. His uncle Jon Gilmore was a first round pick (33rd overall) of the Atlanta Braves in 2007. His uncle Jeff Gilmore pitched at DBU and his 11 wins in 2004 are the second-most in a single-season in DBU's Division I era.

## #8 Humphreys, Nathan - OF

- Is a game-changer in centerfield. Dan Heefner says he is "the best defensive center fielder he's coached during his time at DBU." Committed only three errors in 347 chances over three seasons at DBU.
- Says he models his game in the outfield after former Major Leaguer Jim Edmonds.
- Was named CUSA's Defensive Player of the Year in 2023.
- His father Mike Humphreys played three seasons in the Major Leagues with the New York Yankees from 1991-1993.
- His brother Zach played baseball at TCU and is currently in the Los Angeles Angels organization (Triple-A).

## #7 Jay, Grant - C

- Rated the #71 prospect by D1Baseball on their Top 150 College Prospects for the 2025 MLB Draft.
- Named 2nd Team All-CUSA in 2024.
- Became the fastest Patriot in program history to hit 40 home runs (113 games).
- Became the third player in program history to be named a consensus Freshman All-American in 2023. Also named the CUSA Freshman of the Year, 1st Team All-CUSA, CUSA All-Freshman Team & CUSA All-Tournament Team last season.
- His grandfather, Joey Jay, played 13 seasons in the Major Leagues (1953-1966) and is in the Cincinnati Reds Hall of Fame.

## #50 Jenkins, Jerrod - RHP

- Named to CUSA All-Tournament Team after throwing 6.0 shutout innings with eight strikeouts against FIU.
- Big curveball that he can land for a strike and is also a swing-and-miss pitch.
- Named the CUSA Pitcher of the Week on April 29 after throwing 6.0 shutout innings against FIU as part of DBU's first no-hitter since 2006.
- His father, Scott Jenkins, played baseball at TCU and Abilene Christian and was drafted by the Kansas City Royals. He went on to pitch for four seasons in professional baseball, served as a scout for the Arizona Diamondbacks, and was the pitching coach at the University of Vermont before they dropped the baseball program in 2009.

## #19 Krauss, Chayton - INF

- Named 1st Team All-CUSA and Second Team All-Region in 2024 after finishing the year ranked in the top 10 in CUSA in six offensive categories.
- Was one of three finalists in the nation at first base for the ABCA/Rawlings Gold Glove Team after committing just two errors in 429 chances for a .995 fielding percentage.
- Born in New Zealand and was selected to play for his home country in the 2022 World Baseball Classic. Also starred on New Zealand's U15 and U18 National Teams.
- Hit an RBI single in the bottom of the 6th inning to give Lewisberry, Pennsylvania, a walk-off win over Pearland, Texas, in the United States Championship of the 2015 Little League World Series.

# BROADCAST NOTES

## **#42 Kroll, Athan - RHP**

- 1st Team All-State selection as a junior after leading Valor Christian to a Class 5A state championship.
- Rated the No. 3 overall player from the state of Colorado by Perfect Game.
- His father competed in swimming and diving at the University of Kansas and his mother played volleyball at the University of Kansas. His brother Graham is a senior on the basketball team at DBU.

## **#11 Nerat, Joey - OF**

- Wears #11 for his father, Brad Nerat, who wore the same jersey # when he won an NCAA Division III World Series title in 1994 at the University of Wisconsin-Oshkosh.

## **#35 Ness, Tyler - INF**

- Named the Conference Player of the Year and was a Second Team All-Region selection at Tyler Junior College last year.

## **#26 Peters, Mason - LHP**

- D1Baseball rated him #3 on their Top 50 Impact Junior College Transfer Pitchers list and the #105 prospect on their Top 150 College Prospects for the 2025 MLB Draft.
- Made 20 appearances, including 15 starts, in his first two seasons at Temple College.

## **#32 Pettitte, Luke - RHP**

- Named CUSA's Freshman of the Year in 2024 and also selected to the CUSA All-Freshman Team in 2024.
- Named the Texas Private School Baseball Player of the Year in both 2022 and 2023 and led Second Baptist to a TAPPS State Championship as a junior.
- Rated the No. 1 first baseman in the state of Texas and No. 15 nationally by Perfect Game.
- His father, Andy Pettitte, pitched for 18 seasons in the Major Leagues with the New York Yankees and Houston Astros, winning five World Series Championships and was a three-time All-Star.
- His brother, Jared, pitched at DBU in 2021 and spent two seasons in the Miami Marlins' organization.

## **#24 Poole, Tom - INF/OF**

- Named an ABCA First Team Central All-Region selection and garnered Second Team All-CUSA honors in 2024.
- Led CUSA last year in on-base percentage (.488) and ranked third in the league in slugging percentage (.704) and fifth in batting average (.352).
- Played hockey and competed in speed skating growing up in Canada.
- His uncle Olli Jokinen was the third overall pick in the 1997 NHL Draft by the Los Angeles Kings and spent 17 seasons in professional hockey.

## **#34 Prater, Park - LHP/OF**

- Was a First Team All-State selection and the Dallas Morning News Utility Player of the Year in 2023.
- Boasted the second lowest ERA in the state of Texas his junior season.
- Rated the No. 58 left-handed pitcher in the nation by Perfect Game.

## **#44 Roquemore, Colton - UTL**

- Set the record for hits and triples at Argyle High School.
- Was a First Team All-State selection as a junior in 2023

## **#39 Russell, Jace - RHP**

- His brother Zane pitched at DBU from 2020-2023 and was a 10th round draft pick of the Arizona Diamondbacks in the MLB Draft last July.
- His uncle, Damon Thames, was a two-time All-American at Rice University, the 1999 ABCA National Player of the Year, and was a ninth round selection of the St. Louis Cardinals. His cousin, Charlie Thames, was a First Team All-American at the University of Texas in 2000 and was a 4th round pick of the Anaheim Angels.

## **#16 Sartain, Brooks - INF**

- Was an All-Conference selection all four years of his prep career.
- Ranked the No. 9 shortstop and the No. 39 overall prospect from the state of Texas by Perfect Game.
- His great grandfather played on the Chicago Cubs team that reached the 1935 World Series.
- His sister, Riley, was an All-American in softball at Texas A&M.
- His brother-in-law, Joe Ross, is a pitcher for the Milwaukee Brewers and has spent seven seasons in the Major Leagues.
- His brother-in-law, Noah Vaughan, was a 12th round pick of the Oakland Athletics in 2018 out of UT Arlington.

## **#2 Schlaegel, Dylan - OF**

- Named to the West Coast League All-Star Team last summer.
- Named a Class 6A First Team All-State selection and earned District Offensive Player of the Year honors as a senior at Mansfield Legacy High School.
- Selected by the Boston Red Sox in the 17th round of the 2023 MLB Draft

## **#25 Schott, Tyler - LHP**

- Went from being a situational lefty out of the pen in his first two years at DBU to becoming one of the team's top left-handed options out of the pen last season.
- 1st Team All-State honors and was named the District Pitcher of the Year as a senior at Marcus HS.
- Named the Class 5A-6A All-Star Game MVP in 2021.

## **#54 Schwede, Rian - RHP**

- Made 19 appearances at Villanova last year after spending his first three years at Endicott College.
- Led Endicott to an NCAA Division III World Series appearance in 2023 and was named 1st Team All-Conference.

## **#3 Swinney, Mason - INF**

- Spent his first two seasons at the University of Alabama.
- Made 15 starts for the Crimson Tide last year and reached base safely in 13 straight games to begin the season.
- Was rated the top shortstop in the state of Alabama by Prep Baseball Report.

## **#47 Todd, Zach - RHP**

- Became one of the most used arms out of the pen when he returned to the mound on April 23, 2024, at TCU. His last appearance prior to that had been on April 26, 2022, as a senior in high school.
- Was a two-time District Pitcher of the Year during his prep career at Manteca High School.
- Rated the No. 63 right-hander pitcher from the state of California by Perfect Game.

## **#29 Tryon, Ben - INF**

- His two career hits as a Patriot were home runs on Feb. 24 versus Central Michigan.
- Was a 3-year letterman at Southlake Carroll High School and was named to the Class 6A Super Elite Team by the Texas High School Baseball Coaches Association as a senior.
- Led Carroll to a Class 6A state championship as a junior in 2022.
- Rated the No. 15 third baseman in the state of Texas by Perfect Game.

## **#13 Underhill, Landon - INF**

- Helped lead McLennan College to the NJCAA Division I World Series last year.
- Spent his first two years at Mercer, making seven starts as a redshirt freshman in 2023.
- His father, Glenn Underhill, played golf at San Diego State.

## **#33 Watt, Liam - LHP**

- Helped lead LSU Eunice to an NJCAA Division II World Series title in 2024 and was named the National Championship Tournament MVP Pitcher.
- Pitched for the NJCAA USA All-Star Team that competed in the Netherlands last summer.
- His father, Roger Watt, played for team Canada in the 1962 Little League World Series.
- Is a sixth cousin to NFL superstars JJ Watt and TJ Watt.

## **#28 Williams Jr., Bryan - OF**

- Earned All-State honors his senior year at Midwest City High School.
- Rated the No. 2 outfielder and the No. 13 overall prospect from the state of Oklahoma by Perfect Game.
- Played for the Mahoning Valley Scrappers in the MLB Draft League last summer.

## **#43 Yeary, Will - RHP**

- Was a two-time All-State selection at Covenant Christian Academy.

# THE LAST TIME DBU...

## RANKED OPPONENTS

Defeated a Top 25 ranked team - June 1, 2024 (No. 15 Arizona, 7-0)  
Defeated a Top 25 ranked team at home - May 10, 2022 (No. 3 Oklahoma State, 8-7)  
Defeated a Top 25 ranked team on the road - June 1, 2024 (No. 15 Arizona, 7-0)  
Defeated a Top 25 team at a neutral site - March 3, 2024 (No. 15 Alabama, 7-5)

Defeated a Top 20 ranked team - June 1, 2024 (No. 15 Arizona, 7-0)  
Defeated a Top 20 ranked team at home - May 10, 2022 (No. 3 Oklahoma State, 8-7)  
Defeated a Top 20 ranked team on the road - June 1, 2024 (No. 15 Arizona, 7-0)  
Defeated a Top 20 team at a neutral site - March 3, 2024 (No. 15 Alabama, 7-5)

Defeated a Top 10 ranked team - May 10, 2022 (No. 3 Oklahoma State, 8-7)  
Defeated a Top 10 ranked team at home - May 10, 2022 (No. 3 Oklahoma State, 8-7)  
Defeated a Top 10 ranked team on the road - April 26, 2022 (No. 6 TCU, 6-5)  
Defeated a Top 10 team at a neutral site - June 3, 2018 (No. 8 Southern Miss, 9-4)

Defeated a Top 5 ranked team - May 10, 2022 (No. 3 Oklahoma State, 8-7)  
Defeated a Top 5 ranked team at home - May 10, 2022 (No. 3 Oklahoma State, 8-7)  
Defeated a Top 5 ranked team on the road - April 12, 2016 (No. 5 TCU, 9-1)  
Defeated a Top 5 team at a neutral site - Never

Won a series over a Top 25 ranked team - May 12-14, 2023 (No. 22 UTSA, 3-0)  
Won a series over a Top 20 ranked team - March 25-27, 2022 (No. 20 Maryland, 2-1)  
Won a series over a Top 10 ranked team - Never  
Won a series over a Top 5 ranked team - Never  
Swept a series over a Top 25 ranked team - May 12-14, 2023 (No. 22 UTSA, 3-0)

## WINNING STREAK

Won 7 straight games - Feb. 16, 2024 - March 1, 2024 (9)  
Won 8 straight games - Feb. 16, 2024 - March 1, 2024 (9)  
Won 9 straight games - Feb. 16, 2024 - March 1, 2024 (9)  
Won 10 straight games - April 1, 2023 - April 22, 2023 (14)  
Won 11 straight games - April 1, 2023 - April 22, 2023 (14)  
Won 12 straight games - April 1, 2023 - April 22, 2023 (14)  
Won 13 straight games - April 1, 2023 - April 22, 2023 (14)  
Won 14 straight games - April 1, 2023 - April 22, 2023 (14)

## LOSING STREAK

Lost 4 straight games - Feb. 28 - March 7, 2023  
Lost 5 straight games - Feb. 28 - March 7, 2023  
Lost 6 straight games - April 4-13, 2017

## SERIES SWEEPS

Swept a 3-game series - April 10-11, 2024 vs. Liberty  
Swept a 3-game home series - April 10-11, 2024 vs. Liberty  
Swept a 3-game road series - April 26-28, 2024 vs. FIU  
Swept a 4-game series - May 7-9, 2021 vs. Illinois State  
Swept a 4-game home series - May 7-9, 2021 vs. Illinois State  
Was swept in a 3-game series - March 3-5 vs. Southern Mississippi  
Was swept in a 4-game series - Not in Division I Era  
Was swept in a 3-game home series - February 15-17, 2013 vs. Creighton  
Was swept in a 3-game road series - March 3-5 vs. Southern Mississippi

## DOUBLEHEADERS

Swept a doubleheader - May 16, 2024 vs. Middle Tennessee  
Lost both games of a doubleheader - May 25, 2019 vs. Indiana State (MVC Championship)

## OVERCAME A DEFICIT

5 or more runs in a win - April 18, 2023 vs. UT Arlington (5-10 deficit, 13-10)  
6 or more runs in a win - March 17, 2023 vs. FIU (2-8 deficit, 10-8)  
7 or more runs in a win - April 21, 2018 vs. Indiana State (1-9 deficit, 12-10)  
8 or more runs in a win - April 21, 2018 vs. Indiana State (1-9 deficit, 12-10)  
9 or more runs in a win - March 6, 2016 vs. New Mexico (2-11 deficit, 12-11)  
10 or more runs in a win - April 29, 2011 vs. Mississippi Valley State (1-11 deficit, 17-14)

## HITS

20 or more hits in a game - May 26, 2024 vs. Louisiana Tech (21)  
25 or more hits in a game - March 24, 2019 vs. Air Force (28)  
26 or more hits in a game - March 24, 2019 vs. Air Force (28)  
27 or more hits in a game - March 24, 2019 vs. Air Force (28)  
28 or more hits in a game - March 24, 2019 vs. Air Force (28)  
29 or more hits in a game - March 5, 2016 vs. New Mexico (31)  
30 or more hits in a game - March 5, 2016 vs. New Mexico (31)  
Allowed 2 or fewer hits - April 28, 2024 vs. FIU (0)  
Allowed 1 or fewer hits - April 28, 2024 vs. FIU (0)  
Allowed 0 hits - April 28, 2024 vs. FIU (0)

## HOME RUNS

3 or more home runs in an inning - May 26, 2024 vs. Louisiana Tech (3 in 3rd inning)  
4 or more home runs in an inning - June 2, 2018 vs. Oral Roberts (4 in 3rd Inning)  
5 or more home runs in a game - May 26, 2024 vs. Louisiana Tech (6)  
6 or more home runs in a game - May 26, 2024 vs. Louisiana Tech (6)  
7 or more home runs in a game - April 4, 2023 vs. Sam Houston (7)  
8 or more home runs in a game - April 21, 2007 vs. UT Pan American (10)  
9 or more home runs in a game - April 21, 2007 vs. UT Pan American (10)  
10 home runs in a game - April 21, 2007 vs. UT Pan American (10)

## RUNS

Scored 15 or more runs in a game - May 26, 2024 vs. Louisiana Tech (17-10)  
Scored 20 or more runs in a game - May 2, 2021 vs. Evansville (20-1)  
Scored 25 or more runs in a game - March 24, 2019 vs. Air Force (30-7)  
Scored 30 or more runs in a game - March 24, 2019 vs. Air Force (30-7)  
Scored 33 or more runs in a game - March 5, 2016 vs. New Mexico (33-8)  
Scored 10 or more runs in 3 consecutive games - May 26-30, 2021 (4 games)  
Scored 10 or more runs in 4 consecutive games - May 26-30, 2021 (4 games)  
Scored 10 or more runs in 5 consecutive games - April 17-28, 2009 (8 games)  
Allowed 10 or more runs in a game - June 2, 2024 vs. Grand Canyon (10-12)  
Allowed 15 or more runs in a game - May 6, 2023 vs. Middle Tennessee (8-16)  
Allowed 20 or more runs in a game - March 14, 2023 vs. Oklahoma State (4-20)  
Allowed 23 or more runs in a game - April 3, 2010 vs. South Dakota State (8-23)

## DOUBLES

Hit 6 or more doubles in a game - April 30, 2024 vs. Stephen F. Austin (6)  
Hit 7 or more doubles in a game - Feb. 18, 2023 vs. Fordham (7)  
Hit 8 or more doubles in a game - March 24, 2019 vs. Air Force (12)  
Hit 9 or more doubles in a game - March 24, 2019 vs. Air Force (12)  
Hit 10 or more doubles in a game - March 24, 2019 vs. Air Force (12)  
Hit 11 or more doubles in a game - March 24, 2019 vs. Air Force (12)  
Hit 12 or more doubles in a game - March 24, 2019 vs. Air Force (12)

## TRIPLES

Hit 3 or more triples in a game - April 19, 2016 vs. UT Arlington (3)  
Hit 4 or more triples in a game - 1996 vs. Howard Payne (4)

## STOLEN BASES

Stole 5 bases in an inning - Feb. 20 2022 vs Southeast Missouri (5)  
Stole 6 bases in a game - May 19, 2023 vs. WKU (7)  
Stole 7 bases in a game - May 19, 2023 vs. WKU (7)  
Stole 8 bases in a game - March 7, 2023 vs. Baylor (8)

## STRIKEOUTS

Struck out 15 or more batters in a game - May 3, 2024 Jacksonville State (17)  
Struck out 16 or more batters in a game - May 3, 2024 vs. Jacksonville State (17)  
Struck out 17 or more batters in a game - May 3, 2024 vs. Jacksonville State (17)  
Struck out 18 or more batters in a game - March 10, 2023 vs. Oral Roberts (18)  
Struck out 19 or more batters in a game - Feb. 20, 2022 vs. Southeast Missouri (19)  
Struck out 15 or more time in a game offensively - April 23, 2024 vs. TCU (16)  
Struck out 16 or more time in a game offensively - April 23, 2024 vs. TCU (16)  
Struck out 17 or more time in a game offensively - March 5, 2022 vs. San Diego (17)  
Struck out 18 or more times in a game offensively - February 25, 2020 vs. UT Arlington (18)  
Struck out 2 or fewer times offensively in a game - Feb. 18, 2024 vs. Southeast Missouri (2)  
Struck out 1 or fewer times offensively in a game - March 29, 2018 vs. Southern (1)  
Did not strikeout offensively in a game - April 24, 2022 vs. Southern Illinois

## WALKS

Did not walk a batter in a game - May 22, 2024 vs. New Mexico State  
Walked 10 or more batters in a game - March 5, 2023 vs. Baylor (10)  
Walked 11 or more batters in a game - March 6, 2021 vs. Arizona (11)  
Walked 12 or more batters in a game - February 25, 2021 vs. Gonzaga (13)  
Walked 13 or more batters in a game - February 25, 2021 vs. Gonzaga (13)  
Walked 14 or more batters in a game - May 31, 2014 vs. Siena (16)  
Walked 15 or more batters in a game - May 31, 2014 vs. Siena (16)  
Walked 16 or more batters in a game - May 31, 2014 vs. Siena (16)  
Drew 10 or more walks in a game - May 23, 2024 vs. FIU (11)  
Drew 11 or more walks in a game - May 23, 2024 vs. FIU (11)  
Drew 12 or more walks in a game - March 10, 2024 vs. San Diego (14)  
Drew 13 or more walks in a game - March 10, 2024 vs. San Diego (14)  
Drew 14 or more walks in a game - March 10, 2024 vs. San Diego (14)  
Did not draw a walk in a game - May 31, 2024 vs. West Virginia

## SHUTOUTS

Shutout an opponent - June 1, 2024 vs. Arizona  
Shutout an opponent on the road - June 1, 2024 vs. Arizona  
Posted back-to-back shutouts - March 15, 2014 vs. Missouri State (DH)  
Posted 3 consecutive shutouts - March 14-15, 2014 vs. Missouri State  
Was shutout - June 13, 2021 vs. Virginia (182 consecutive games)  
Was shutout at home - April 17, 2021 vs. Air Force  
Shutout in back-to-back games - Not happened in Division I Era

## ERRORS

Went 4 or more games in a row without committing an error - May 5-26, 2024 (5)  
Went 5 or more games in a row without committing an error - May 5-26, 2024 (5)  
Went 6 or more games in a row without committing an error - June 2, 2023 - Feb. 17, 2024 (6)  
Went 7 or more games in a row without committing an error - April 7-21, 2023 (8)  
Went 8 or more games in a row without committing an error - April 7-21, 2023 (8)  
Committed 4 or more errors in a game - April 29, 2018 vs. Valparaiso (5)  
Committed 5 or more errors in a game - April 29, 2018 vs. Valparaiso (5)  
Committed 6 or more errors in a game - March 11, 2016 vs. Valparaiso (6)

## DOUBLE PLAYS

Turned 3 double plays in a game - April 14, 2024 vs. Air Force

# THE LAST TIME A DBU PLAYER...

## HITS

5 or more hits in a game - Jace Grady (5 - May 7, 2023 vs. Middle Tennessee)  
6 or more hits in a game - Austin Bell (6 - March 24, 2019 vs. Air Force)  
Went 5-for-5 in a game - Jace Grady (5-for-5 on May 7, 2023 vs. Middle Tennessee)  
Went 6-for-6 in a game - Austin Bell (6-for-6 on March 24, 2019 vs. Air Force)

## RUNS

Scored 5 runs in a game - Austin Bell, Jimmy Glownke, & Evan Sandmann (March 24, 2019 vs. Air Force)  
Scored 6 runs in a game - Austin Krum (2005)

## DOUBLES

3 doubles in a game - Miguel Santos (April 4, 2023 vs. Sam Houston)  
4 doubles in a game - Jason Krizan (May 6, 2011 vs. Texas A&M)

## TRIPLES

2 triples in a game - Evan Sandmann (March 6, 2019 vs. Oklahoma)  
3 triples in a game - David Jefferson (1985 vs. Cameron)

## HOME RUNS

Led off the game with a home run - Michael Dattalo (May 16, 2024 vs. Middle Tennessee)  
Led off the bottom of the 1st inning with a home run - Jace Grady (May 28, 2023 vs. Charlotte)  
Hit an inside-the-park home run - Jace Grady (April 15, 2022 vs. Bradley)  
Hit a pinch-hit home run - Joey Nerat (Feb. 24, 2024 vs. Central Michigan)  
Hit a grand slam - Ethan Mann (May 26, 2024 vs. Louisiana Tech)  
Hit a grand slam in back-to-back games - Miguel Santos (Feb. 19, 2023 vs. Fordham & Feb. 21, 2023 vs. UTA)  
Hit 2 home runs in an inning - Chayton Krauss (1st Inning - May 16, 2024 vs. Middle Tennessee)  
Hit a walk-off home run - Tom Poole (May 11, 2024 vs. Liberty)  
Hit 3 home runs in a game - Miguel Santos (June 3, 2023 vs. Oklahoma State)  
Hit 4 home runs in a game - Darick Hall (March 22, 2016 vs. Incarnate Word)  
Homered in 3 straight games - Tom Poole (3) (May 11-16, 2024)  
Homered in 4 straight games - Miguel Santos (4) (Feb. 18-24, 2024)  
Homered in 5 straight games - Bryce Ball (6) (May 7 - 17, 2019)  
Homered in 6 straight games - Bryce Ball (6) (May 7 - 17, 2019)

## RBI

6 RBI in a game - Tom Poole (6) (June 2, 2024 vs. Grand Canyon)  
7 RBI in a game - Ethan Mann (7) (March 30, 2024 vs. New Mexico State)  
8 RBI in a game - Miguel Santos (9) (June 3, 2023 vs. Oklahoma State)  
9 RBI in a game - Miguel Santos (9) (June 3, 2023 vs. Oklahoma State)

## STOLEN BASES

3 stolen bases in a game - Kodie Kolden (3) (May 25, 2023 vs. Western Kentucky)  
4 stolen bases in a game - Ben McConnell (4) (February 28, 2020 vs. Arkansas State)  
5 stolen bases in a game - Mike Hamilton (2000 vs. UT Pan American)  
Stole home - Tom Poole (March 10, 2024 vs. San Diego)

## WALKS

4 walks in a game - Cole Moore (May 26, 2022 vs. Bradley)

## HIT BY PITCH

Hit by a pitch 3 times in a game - Devlin Granberg (May 6, 2017 vs. Wichita State)

## HIT STREAKS

15-game hit streak - Micheal Dattalo (16 games: April 12, 2024 - May 7, 2024)  
20-game hit streak - Chayton Krauss (20 games: March 1, 2024 - April 2, 2024)  
25-game hit streak - Jameson Hannah (35 games: June 5, 2017 - April 17, 2018)  
30-game hit streak - Jameson Hannah (35 games: June 5, 2017 - April 17, 2018)  
35-game hit streak - Jameson Hannah (35 games: June 5, 2017 - April 17, 2018)  
39-game hit streak - Jason Krizan (39 games: March 10, 2011 - May 14, 2011)

## REACHED SAFELY STREAKS

Reached safely in 25 straight games - Tom Poole (26 games: April 14, 2024 - Current)  
Reached safely in 30 straight games - Chayton Krauss (37 games: May 5, 2024 - April 21, 2024)  
Reached safely in 35 straight games - Chayton Krauss (37 games: May 5, 2024 - April 21, 2024)  
Reached safely in 40 straight games - Ethan Mann (42 games: May 5, 2023 - March 26, 2024)  
Reached safely in 45 straight games - Jimmy Glownke (52 games: April 20, 2018 - March 26, 2019)  
Reached safely in 50 straight games - Jimmy Glownke (52 games: April 20, 2018 - March 26, 2019)  
Reached safely in 55 straight games - Jason Krizan (69 games: May 6, 2010 - June 4, 2011)  
Reached safely in 60 straight games - Jason Krizan (69 games: May 6, 2010 - June 4, 2011)  
Reached safely in 65 straight games - Jason Krizan (69 games: May 6, 2010 - June 4, 2011)  
Reached safely in 69 straight games - Jason Krizan (69 games: May 6, 2010 - June 4, 2011)

## HIT FOR THE CYCLE

Duncan McAlpine - Feb 23, 2013 vs. Mississippi Valley State

## STRIKEOUTS

10 or more strikeouts in a game - Ryan Johnson (11) (May 3, 2024 vs. Jacksonville State)  
11 or more strikeouts in a game - Ryan Johnson (11) (May 3, 2024 vs. Jacksonville State)  
12 or more strikeouts in a game - Ryan Johnson (12) (April 26, 2024 vs. FIU)  
13 or more strikeouts in a game - Ryan Johnson (15) (April 19, 2024 vs. Louisiana Tech)  
14 or more strikeouts in a game - Ryan Johnson (15) (April 19, 2024 vs. Louisiana Tech)  
15 or more strikeouts in a game - Ryan Johnson (15) (April 19, 2024 vs. Louisiana Tech)  
16 or more strikeouts in a game - Colin Charland (16 vs. Jarvis Christian - 1985)

## COMPLETE GAME

Threw a 9-inning complete game - Ryan Johnson (April 12, 2024 vs. Air Force)

## SHUTOUTS

Threw a complete game shutout - Rhett Kouba (7 inn. May 21, 2021 vs. Southern Illinois)  
Threw a 9-inning complete game shutout - Taylor Massey (June 1, 2012 vs. UT Arlington)  
2 or more pitchers combined to throw a 9-inning complete game shutout (June 1, 2024 vs. Arizona - Jaron DeBerry, Connor Bengie, River Ridings, & Zach Todd)  
2 or more pitchers combined to throw a 7-inning complete game shutout (April 28, 2024 vs. FIU - James Ellwanger & Jerrod Jenkins)

## NO-HITTER

9-inning no-hitter: Rodney Brantley (February 25, 2006 vs. UT Arlington)  
7-inning combined no-hitter: James Ellwanger & Jerrod Jenkins (April 28, 2024 vs. FIU)

# POLLS/OPPONENTS & C-USA STANDINGS

## PATS IN THE POLLS

<u>WEEK</u>	<u>DI</u>	<u>BA</u>	<u>NCBWA</u>	<u>USA</u>	<u>PG</u>
Pre	20	21	20	21	17

## TRACKING OPPONENTS

<u>SCHOOL</u>	<u>LAST WEEK</u>	<u>OVERALL</u>
ACU	0-0	0-0
FIU	0-0	0-0
Jacksonville State	0-0	0-0
Kennesaw State	0-0	0-0
Liberty	0-0	0-0
Louisiana	0-0	0-0
LSU	0-0	0-0
Louisiana Tech	0-0	0-0
MTSU	0-0	0-0
New Mexico State	0-0	0-0
North Dakota State	0-0	0-0
Oklahoma	0-0	0-0
Oklahoma State	0-0	0-0
ORU	0-0	0-0
Sam Houston	0-0	0-0
SIU Edwardsville	0-0	0-0
TCU	0-0	0-0
UTA	0-0	0-0
UTRGV	0-0	0-0
UTSA	0-0	0-0
WKU	0-0	0-0

## CONFERENCE USA STANDINGS

<u>SCHOOL</u>	<u>C-USA</u>	<u>OVERALL</u>	<u>VS DBU</u>
DBU	0-0	0-0	N/A
Florida International	0-0	0-0	0-0
Jacksonville State	0-0	0-0	0-0
Kennesaw State	0-0	0-0	0-0
Liberty	0-0	0-0	0-0
La Tech	0-0	0-0	0-0
MTSU	0-0	0-0	0-0
New Mexico State	0-0	0-0	0-0
Sam Houston	0-0	0-0	0-0
Western Kentucky	0-0	0-0	0-0

# HORNER BALLPARK



The 2013 season marked the debut of the Joan and Andy Horner Ballpark, the new home for Dallas Baptist University's Patriot Baseball team. Construction of the ballpark began in the summer of 2012 and was completed in time for the start of the 2013 season. The new stadium was built around the existing baseball field, preserving its original location while significantly enhancing the fan experience. The 2,000-seat facility features premium amenities, including club seating, a state-of-the-art press box, two radio booths, a TV booth, guest suites, coaches' offices, a reception area, sunken dugouts, and improved field lighting. For fans, the ballpark offers an outdoor pavilion along the left field line and multiple party patios on the upper concourse and beyond the left field wall. After the 2015 season, new outfield turf was installed. Horner Ballpark also hosted its first NCAA Regional Tournament that same year, with the Patriots welcoming Oregon State, Texas, and VCU for an exciting showcase of postseason college baseball.

## HORNER HEROICS

Since opening its gates in 2013, Horner Ballpark has become one of the most challenging venues in the nation for visiting teams. Over the past 13 years, the Dallas Baptist Patriots have posted an impressive .746 win percentage at home, ranking 12th in the country among teams that play an average of 25 or more home games per season. In addition to their dominance on the field, DBU has earned a reputation for dramatic late-inning performances. Throughout this stretch, the Patriots have staged comebacks 34 times when trailing in the seventh inning or later, while also securing 26 thrilling walk-off victories in their final at-bat.

## HORNER BY THE NUMBERS

Opened:

- February 15, 2013
- Creighton 11, DBU 9

Quick Facts:

- Capacity: 3,492
- Chairback Seats: 1,292

## RECORD BREAKDOWN

Record: 259-88 (.746)

vs. Non-Conference Opponents: 160-55

vs. Conference Opponents: 96-31

vs. Top 25 Opponents: 17-13

## HORNER TOP 10 CROWDS

#	Att.	Date	Opponent	Result
1.	3,242	5/31/15	Texas	W, 8-1
2.	2,297	5/31/15	#17 Oregon St	W, 7-1
3.	2,213	3/13/24	#9 TCU	L, 6-9
4.	2,139	5/29/15	VCU	L, 2-7
5.	2,093	6/1/15	VCU	L, 1-3
6.	2,068	6/1/15	VCU	W, 2-1
7.	2,047	3/12/19	#18 Texas A&M	W, 5-4
8.	2,013	3/15/17	#10 Baylor	L, 1-4
9.	1,922	5/10/22	#3 Oklahoma StW	8-7
10.	1,840	4/11/23	Baylor	W,6-5

## TOP 10 REGULAR SEASON CROWDS

#	Att.	Date	Opponent	Result
1.	2,213	3/12/24	#9 TCU	L, 6-9
2.	2,047	3/12/19	#18 Texas A&M	W, 5-4
3.	2,013	3/15/17	#10 Baylor	L, 1-4
4.	1,922	5/10/22	#3 Oklahoma St	W, 8-7
5.	1,840	4/11/23	Baylor	W, 6-5
6.	1,819	4/5/22	Baylor	W, 11-6
7.	1,737	2/28/23	#10 TCU	L, 1-4 (12)
8.	1,728	3/20/18	Baylor	L, 2-5
9.	1,703	4/19/24	Louisiana Tech	L, 3-5
10.	1,694	4/2/19	Baylor	L, 1-5



# OVERALL STATS

## 2024 DBU Baseball Overall Statistics for DBU (as of Jun 03, 2024) (All games Sorted by Batting avg)

Record: 45-15 Home: 25-6 Away: 15-7 Neutral: 5-2 CUSA: 17-7

Player	avg	gp-gs	ab	r	h	2b	3b	hr	rbi	tb	slg%	bb	hp	so	gdp	ob%	sf	sh	sb-att	po	a	e	fld%	
19 KRAUSS, Chayton	.358	60-60	246	55	88	16	1	16	66	154	.626	20	5	62	3	.415	1	0	7-8	385	42	2	.995	
24 POOLE, Tom	.352	49-44	159	46	56	13	2	13	37	112	.704	33	10	50	1	.488	1	0	9-11	112	11	3	.976	
5 DATTALO, Michael	.345	59-58	232	45	80	14	1	8	47	120	.517	18	3	36	8	.395	3	0	3-5	17	71	2	.978	
3 SANTOS, Miguel	.325	60-60	252	55	82	10	1	13	52	133	.528	16	8	34	2	.381	2	0	12-16	91	152	7	.972	
15 MANN, Ethan	.322	60-60	227	64	73	22	1	16	59	145	.639	32	7	55	4	.412	6	0	10-12	86	1	1	.989	
7 JAY, Grant	.300	60-60	213	50	64	12	0	21	57	139	.653	34	10	82	0	.414	4	0	7-8	501	51	6	.989	
6 PENDERGAST, Alex	.298	50-45	168	42	50	13	2	9	32	94	.560	17	2	28	1	.363	3	2	13-14	69	3	0	1.000	
12 HEEFNER, Luke	.273	56-56	194	40	53	15	1	5	36	85	.438	18	11	46	2	.364	2	11	12-14	75	132	9	.958	
8 HUMPHREYS, Nathan	.216	57-55	199	37	43	12	0	6	27	73	.367	24	6	52	1	.319	0	4	9-11	108	1	2	.982	
-----																								
32 PETTITTE, Luke	1.000	1-0	1	1	1	0	0	0	0	1	1.000	0	0	0	0	1.000	0	0	0-0	0	5	0	1.000	
16 JOHNSON, Sherman	.500	2-0	2	1	1	0	0	0	0	1	.500	1	0	0	0	.667	0	0	0-0	1	2	0	1.000	
1 GRADY, Keaton	.250	21-6	24	9	6	0	0	1	4	9	.375	5	1	8	0	.400	0	0	2-2	5	3	0	1.000	
11 NERAT, Joey	.241	34-22	87	15	21	7	1	5	17	45	.517	13	4	27	1	.362	1	0	3-3	25	1	1	.963	
29 TRYON, Ben	.182	18-7	33	4	6	0	0	2	5	12	.364	2	0	9	1	.229	0	0	0-0	0	0	0	.000	
35 KENNETT, JJ	.056	12-4	18	0	1	0	0	0	0	1	.056	0	0	3	1	.056	0	0	0-0	58	1	0	1.000	
4 GREBECK, Cody	.000	23-3	14	3	0	0	0	0	1	0	.000	5	1	6	0	.300	0	1	0-0	5	11	0	1.000	
9 BERGHULT, Adam	.000	10-0	5	0	0	0	0	0	1	0	.000	0	0	2	0	.000	1	0	0-0	10	0	0	1.000	
Totals	.301	60	2074	467	625	134	10	115	441	1124	.542	238	68	500	25	.387	24	18	87-104	1577	545	39	.982	
Opponents	.240	60	1921	270	461	91	10	47	236	713	.371	224	80	584	45	.340	26	32	37-53	1523	464	59	.971	

## (All games Sorted by Earned run avg)

Player	era	w-l	app	gs	cg	sho	sv	ip	h	r	er	bb	so	2b	3b	hr	b/avg	wp	hp	bks	sfa	sha		
18 JOHNSON, Ryan	2.21	11-3	16	16	2	0/1	0	106.0	83	32	26	14	151	19	1	6	.215	4	12	0	3	6		
50 JENKINS, Jerrod	3.43	6-0	18	6	0	0/2	1	60.1	45	31	23	26	57	11	3	2	.208	13	9	0	5	1		
30 DeBERRY, Jaron	3.50	7-1	16	15	0	0/2	0	90.0	73	38	35	38	89	18	2	7	.227	1	9	1	3	10		
-----																								
39 RUSSELL, Jace	0.00	0-0	5	0	0	0/0	0	2.0	2	1	0	3	4	1	0	0	.222	3	2	0	0	0		
19 KRAUSS, Chayton	0.00	0-0	1	0	0	0/0	0	1.0	1	0	0	0	1	1	0	0	.250	0	0	0	0	0		
43 WIEGERT, Cade	0.00	0-0	1	0	0	0/0	0	0.1	0	0	0	0	1	0	0	0	.000	0	0	0	0	0		
33 MACKAY, Conner	2.73	3-2	23	0	0	0/2	8	29.2	24	9	9	15	33	0	0	3	.226	1	0	0	1	2		
32 PETTITTE, Luke	4.17	3-2	11	8	0	0/1	0	36.2	40	19	17	9	43	12	1	6	.286	2	2	0	2	2		
36 ATKINSON, Charlie	4.25	2-0	20	2	0	0/1	1	36.0	29	17	17	18	23	7	1	0	.236	5	11	0	1	2		
25 SCHOTT, Tyler	4.41	2-0	20	1	0	0/1	1	16.1	12	11	8	10	23	2	0	5	.211	3	5	0	1	2		
47 TODD, Zach	4.63	1-0	9	0	0	0/1	0	11.2	9	6	6	6	15	1	0	3	.220	2	0	0	2	0		
28 WILSON, Nick	5.44	6-3	23	3	0	0/2	2	41.1	46	30	25	16	44	4	0	4	.286	4	7	0	5	2		
44 RIDINGS, River	5.66	1-2	22	0	0	0/1	0	20.2	23	14	13	14	20	2	0	2	.299	5	1	0	1	1		
34 BERGE, Connor	5.73	1-1	22	1	0	0/2	0	33.0	33	24	21	22	35	8	1	3	.268	5	11	0	1	1		
26 ELLWANGER, James	6.11	1-1	8	8	0	0/1	0	17.2	16	15	12	11	23	3	0	2	.242	2	5	1	0	3		
17 HAINES, Dillon	7.40	1-0	15	0	0	0/1	0	20.2	20	18	17	16	18	2	1	4	.260	3	4	0	1	0		
45 MARTINEZ, Myles	13.50	0-0	3	0	0	0/0	0	2.0	4	3	3	3	3	0	0	0	.400	1	0	0	0	0		
27 MINCHEY, Kody	54.00	0-0	2	0	0	0/0	0	0.1	1	2	2	3	1	0	0	0	.500	0	2	0	0	0		
Totals	4.01	45-15	60	60	2	6/6	13	525.2	461	270	234	224	584	91	10	47	.240	54	80	2	26	32		
Opponents	7.41	15-45	60	60	1	0/0	7	507.2	625	467	418	238	500	134	10	115	.301	48	68	1	24	18		

# DEFENSIVE OVERALL

## 2024 DBU Baseball Overall Statistics for DBU (as of Jun 03, 2024) (All games Sorted by Fielding pct)

Player	c	po	a	e	fld%	dp	sba	csb	sba%	pb	ci
6 PENDERGAST, Alex	72	69	3	0	1.000	1	0	0	---	0	0
35 KENNETT, JJ	59	58	1	0	1.000	0	4	0	1.000	0	0
18 JOHNSON, Ryan	19	6	13	0	1.000	2	2	3	.400	0	0
4 GREBECK, Cody	16	5	11	0	1.000	3	0	0	---	0	0
36 ATKINSON, Charlie	11	2	9	0	1.000	1	3	2	.600	0	0
9 BERGHULT, Adam	10	10	0	0	1.000	0	0	0	---	0	0
1 GRADY, Keaton	8	5	3	0	1.000	1	0	0	---	0	0
44 RIDINGS, River	7	1	6	0	1.000	0	1	2	.333	0	0
32 PETTITTE, Luke	5	0	5	0	1.000	1	1	0	1.000	0	0
28 WILSON, Nick	5	3	2	0	1.000	0	4	2	.667	0	0
25 SCHOTT, Tyler	3	0	3	0	1.000	0	2	0	1.000	0	0
16 JOHNSON, Sherman	3	1	2	0	1.000	0	0	0	---	0	0
17 HAINES, Dillon	3	1	2	0	1.000	0	0	1	.000	0	0
34 BENGE, Connor	3	0	3	0	1.000	0	1	2	.333	0	0
33 MACKAY, Conner	2	1	1	0	1.000	0	2	0	1.000	0	0
47 TODD, Zach	1	1	0	0	1.000	0	1	0	1.000	0	0
39 RUSSELL, Jace	1	1	0	0	1.000	0	1	0	1.000	0	0
19 KRAUSS, Chayton	429	385	42	2	.995	44	0	0	---	0	0
7 JAY, Grant	558	501	51	6	.989	1	33	15	.688	15	0
15 MANN, Ethan	88	86	1	1	.989	0	0	0	---	0	0
8 HUMPHREYS, Nathan	111	108	1	2	.982	0	0	0	---	0	0
5 DATTALO, Michael	90	17	71	2	.978	8	0	0	---	0	0
24 POOLE, Tom	126	112	11	3	.976	13	0	0	---	0	0
3 SANTOS, Miguel	250	91	152	7	.972	42	0	0	---	0	0
11 NERAT, Joey	27	25	1	1	.963	0	0	0	---	0	0
12 HEEFNER, Luke	216	75	132	9	.958	39	0	0	---	0	0
30 DeBERRY, Jaron	28	11	13	4	.857	0	6	3	.667	0	0
50 JENKINS, Jerrod	5	2	2	1	.800	1	7	0	1.000	0	0
26 ELLWANGER, James	5	0	4	1	.800	0	6	1	.857	0	0
43 WIEGERT, Cade	0	0	0	0	.000	0	0	0	---	0	0
29 TRYON, Ben	0	0	0	0	.000	0	0	0	---	0	0
45 MARTINEZ, Myles	0	0	0	0	.000	0	0	0	---	0	0
27 MINCHEY, Kody	0	0	0	0	.000	0	0	0	---	0	0
Totals	2161	1577	545	39	.982	56	37	16	.698	15	0
Opponents	2046	1523	464	59	.971	34	87	17	.837	9	0

Hitting minimums - 3.0 TPA/Game  
Pitching minimums - 1.0 IP/Game

# OFFENSIVE LEADERS

## 2024 DBU Baseball Batting Leaders for DBU (as of Jun 03, 2024) (All games)

Hitting minimums - 3.0 TPA/Game  
Pitching minimums - 1.0 IP/Game

<b>Batting avg</b>		<b>Slugging pct</b>		<b>On base pct</b>	
1. 19 KRAUSS, Chayton .358		1. 24 POOLE, Tom .704		1. 24 POOLE, Tom .488	
2. 24 POOLE, Tom .352		2. 7 JAY, Grant .653		2. 19 KRAUSS, Chayton .415	
3. 5 DATTALO, Michael .345		3. 15 MANN, Ethan .639		3. 7 JAY, Grant .414	
4. 3 SANTOS, Miguel .325		4. 19 KRAUSS, Chayton .626		4. 15 MANN, Ethan .412	
5. 15 MANN, Ethan .322		5. 6 PENDERGAST, Alex .560		5. 5 DATTALO, Michael .395	
<b>Runs scored</b>		<b>Hits</b>		<b>Runs batted in</b>	
1. 15 MANN, Ethan 64		1. 19 KRAUSS, Chayton 88		1. 19 KRAUSS, Chayton 66	
2. 3 SANTOS, Miguel 55		2. 3 SANTOS, Miguel 82		2. 15 MANN, Ethan 59	
19 KRAUSS, Chayton 55		3. 5 DATTALO, Michael 80		3. 7 JAY, Grant 57	
4. 7 JAY, Grant 50		4. 15 MANN, Ethan 73		4. 3 SANTOS, Miguel 52	
5. 24 POOLE, Tom 46		5. 7 JAY, Grant 64		5. 5 DATTALO, Michael 47	
<b>Doubles</b>		<b>Triples</b>		<b>Home runs</b>	
1. 15 MANN, Ethan 22		1. 24 POOLE, Tom 2		1. 7 JAY, Grant 21	
2. 19 KRAUSS, Chayton 16		6 PENDERGAST, Alex 2		2. 19 KRAUSS, Chayton 16	
3. 12 HEEFNER, Luke 15		3. 6 tied at..... 1		15 MANN, Ethan 16	
4. 5 DATTALO, Michael 14				4. 24 POOLE, Tom 13	
5. 2 tied at.... 13				3 SANTOS, Miguel 13	
<b>Total bases</b>		<b>Walks</b>		<b>Hit by pitch</b>	
1. 19 KRAUSS, Chayton 154		1. 7 JAY, Grant 34		1. 12 HEEFNER, Luke 11	
2. 15 MANN, Ethan 145		2. 24 POOLE, Tom 33		2. 24 POOLE, Tom 10	
3. 7 JAY, Grant 139		3. 15 MANN, Ethan 32		7 JAY, Grant 10	
4. 3 SANTOS, Miguel 133		4. 8 HUMPHREYS, Nathan 24		4. 3 SANTOS, Miguel 8	
5. 5 DATTALO, Michael 120		5. 19 KRAUSS, Chayton 20		5. 15 MANN, Ethan 7	
<b>Sac bunts</b>		<b>Sac flies</b>		<b>Stolen bases</b>	
1. 12 HEEFNER, Luke 11		1. 15 MANN, Ethan 6		1. 6 PENDERGAST, Alex 13	
2. 8 HUMPHREYS, Nathan 4		2. 7 JAY, Grant 4		2. 12 HEEFNER, Luke 12	
3. 6 PENDERGAST, Alex 2		3. 6 PENDERGAST, Alex 3		3 SANTOS, Miguel 12	
4. 4 GREBECK, Cody 1		5 DATTALO, Michael 3		4. 15 MANN, Ethan 10	
		5. 2 tied at..... 2		5. 2 tied at.... 9	
<b>Caught stealing</b>		<b>Steal attempts</b>		<b>Stolen base pct</b>	
1. 3 SANTOS, Miguel 4		1. 3 SANTOS, Miguel 16		1. 6 PENDERGAST, Alex .929	
2. 5 tied at..... 2		2. 12 HEEFNER, Luke 14		2. 19 KRAUSS, Chayton .875	
		6 PENDERGAST, Alex 14		7 JAY, Grant .875	
		4. 15 MANN, Ethan 12		4. 12 HEEFNER, Luke .857	
		5. 2 tied at..... 11		5. 15 MANN, Ethan .833	
<b>Strikeouts</b>		<b>Grounded into DP</b>		<b>Total plate appearances</b>	
1. 7 JAY, Grant 82		1. 5 DATTALO, Michael 8		1. 3 SANTOS, Miguel 278	
2. 19 KRAUSS, Chayton 62		2. 15 MANN, Ethan 4		2. 15 MANN, Ethan 272	
3. 15 MANN, Ethan 55		3. 19 KRAUSS, Chayton 3		19 KRAUSS, Chayton 272	
4. 8 HUMPHREYS, Nathan 52		4. 3 SANTOS, Miguel 2		4. 7 JAY, Grant 261	
5. 24 POOLE, Tom 50		12 HEEFNER, Luke 2		5. 5 DATTALO, Michael 256	
<b>At bats</b>		<b>Games played</b>		<b>Game starts</b>	
1. 3 SANTOS, Miguel 252		1. 3 SANTOS, Miguel 60		1. 19 KRAUSS, Chayton 60	
2. 19 KRAUSS, Chayton 246		19 KRAUSS, Chayton 60		15 MANN, Ethan 60	
3. 5 DATTALO, Michael 232		7 JAY, Grant 60		3 SANTOS, Miguel 60	
4. 15 MANN, Ethan 227		15 MANN, Ethan 60		7 JAY, Grant 60	
5. 7 JAY, Grant 213		5. 5 DATTALO, Michael 59		5. 5 DATTALO, Michael 58	
<b>Games as sub</b>					
1. 4 GREBECK, Cody 20					
2. 1 GRADY, Keaton 15					
3. 11 NERAT, Joey 12					
4. 29 TRYON, Ben 11					
5. 9 BERGHULT, Adam 10					

# PITCHING LEADERS

## 2024 DBU Baseball Pitching Leaders for DBU (as of Jun 03, 2024) (All games)

Hitting minimums - 3.0 TPA/Game  
Pitching minimums - 1.0 IP/Game

<b>Earned run avg</b>		<b>Opposing bat avg</b>		<b>Won-loss pct</b>	
1. 18 JOHNSON, Ryan	2.21	1. 50 JENKINS, Jerrod	.208	1. 50 JENKINS, Jerrod	1.000
2. 50 JENKINS, Jerrod	3.43	2. 18 JOHNSON, Ryan	.215	2. 30 DeBERRY, Jaron	.875
3. 30 DeBERRY, Jaron	3.50	3. 30 DeBERRY, Jaron	.227	3. 18 JOHNSON, Ryan	.786
<b>Wins</b>		<b>Losses</b>		<b>Saves</b>	
1. 18 JOHNSON, Ryan	11	1. 18 JOHNSON, Ryan	3	1. 33 MACKAY, Conner	8
2. 30 DeBERRY, Jaron	7	28 WILSON, Nick	3	2. 28 WILSON, Nick	2
3. 50 JENKINS, Jerrod	6	3. 32 PETTITTE, Luke	2	3. 36 ATKINSON, Charlie	1
28 WILSON, Nick	6	33 MACKAY, Conner	2	50 JENKINS, Jerrod	1
5. 2 tied at.....	3	44 RIDINGS, River	2	25 SCHOTT, Tyler	1
<b>Innings pitched</b>		<b>Batters struck out</b>		<b>Appearances</b>	
1. 18 JOHNSON, Ryan	106.0	1. 18 JOHNSON, Ryan	151	1. 33 MACKAY, Conner	23
2. 30 DeBERRY, Jaron	90.0	2. 30 DeBERRY, Jaron	89	28 WILSON, Nick	23
3. 50 JENKINS, Jerrod	60.1	3. 50 JENKINS, Jerrod	57	3. 34 BENGEE, Connor	22
		4. 28 WILSON, Nick	44	44 RIDINGS, River	22
		5. 32 PETTITTE, Luke	43	5. 2 tied at.....	20
<b>Games started</b>		<b>Games finished</b>		<b>Games in relief</b>	
1. 18 JOHNSON, Ryan	16	1. 33 MACKAY, Conner	16	1. 33 MACKAY, Conner	23
2. 30 DeBERRY, Jaron	15	2. 28 WILSON, Nick	9	2. 44 RIDINGS, River	22
3. 26 ELLWANGER, James	8	3. 36 ATKINSON, Charlie	7	3. 34 BENGEE, Connor	21
32 PETTITTE, Luke	8	4. 3 tied at.....	4	4. 28 WILSON, Nick	20
5. 50 JENKINS, Jerrod	6			5. 25 SCHOTT, Tyler	19
<b>Wild pitches</b>		<b>Balks</b>		<b>Hit batters</b>	
1. 50 JENKINS, Jerrod	13	1. 30 DeBERRY, Jaron	1	1. 18 JOHNSON, Ryan	12
2. 34 BENGEE, Connor	5	26 ELLWANGER, James	1	2. 34 BENGEE, Connor	11
36 ATKINSON, Charlie	5			36 ATKINSON, Charlie	11
44 RIDINGS, River	5			4. 50 JENKINS, Jerrod	9
5. 2 tied at.....	4			30 DeBERRY, Jaron	9
<b>Intentional BB allowed</b>		<b>Runners picked off</b>		<b>Batters SO out looking</b>	
1. 30 DeBERRY, Jaron	4	1. 7 JAY, Grant	2	1. 18 JOHNSON, Ryan	31
2. 28 WILSON, Nick	1	2. 44 RIDINGS, River	1	2. 30 DeBERRY, Jaron	21
25 SCHOTT, Tyler	1	36 ATKINSON, Charlie	1	3. 50 JENKINS, Jerrod	15
		26 ELLWANGER, James	1	4. 28 WILSON, Nick	12
				5. 33 MACKAY, Conner	11
<b>Sac bunts allowed</b>		<b>Sac flies allowed</b>		<b>Hits allowed</b>	
1. 30 DeBERRY, Jaron	10	1. 50 JENKINS, Jerrod	5	1. 50 JENKINS, Jerrod	45
2. 18 JOHNSON, Ryan	6	28 WILSON, Nick	5	2. 30 DeBERRY, Jaron	73
3. 26 ELLWANGER, James	3	3. 30 DeBERRY, Jaron	3	3. 18 JOHNSON, Ryan	83
4. 5 tied at.....	2	18 JOHNSON, Ryan	3		
		5. 2 tied at.....	2		
<b>Runs allowed</b>		<b>Earned runs allowed</b>		<b>Walks allowed</b>	
1. 50 JENKINS, Jerrod	31	1. 50 JENKINS, Jerrod	23	1. 18 JOHNSON, Ryan	14
2. 18 JOHNSON, Ryan	32	2. 18 JOHNSON, Ryan	26	2. 50 JENKINS, Jerrod	26
3. 30 DeBERRY, Jaron	38	3. 30 DeBERRY, Jaron	35	3. 30 DeBERRY, Jaron	38
<b>Doubles allowed</b>		<b>Triples allowed</b>		<b>Home runs allowed</b>	
1. 50 JENKINS, Jerrod	11	1. 18 JOHNSON, Ryan	1	1. 50 JENKINS, Jerrod	2
2. 30 DeBERRY, Jaron	18	2. 30 DeBERRY, Jaron	2	2. 18 JOHNSON, Ryan	6
3. 18 JOHNSON, Ryan	19	3. 50 JENKINS, Jerrod	3	3. 30 DeBERRY, Jaron	7

## 2024 DBU Baseball Fielding Leaders for DBU (as of Jun 03, 2024) (All games)

Pitching minimums - 1.0 IP/Game

<b>Fielding pct</b>		<b>Chances</b>		<b>Putouts</b>	
1. 6 PENDERGAST, Alex	1.000	1. 7 JAY, Grant	558	1. 7 JAY, Grant	501
35 KENNETT, JJ	1.000	2. 19 KRAUSS, Chayton	429	2. 19 KRAUSS, Chayton	385
18 JOHNSON, Ryan	1.000	3. 3 SANTOS, Miguel	250	3. 24 POOLE, Tom	112
4 GREBECK, Cody	1.000	4. 12 HEEFNER, Luke	216	4. 8 HUMPHREYS, Nathan	108
36 ATKINSON, Charlie	1.000	5. 24 POOLE, Tom	126	5. 3 SANTOS, Miguel	91
<b>Assists</b>		<b>Errors</b>		<b>Fielding double plays</b>	
1. 3 SANTOS, Miguel	152	1. 12 HEEFNER, Luke	9	1. 19 KRAUSS, Chayton	44
2. 12 HEEFNER, Luke	132	2. 3 SANTOS, Miguel	7	2. 3 SANTOS, Miguel	42
3. 5 DATTALO, Michael	71	3. 7 JAY, Grant	6	3. 12 HEEFNER, Luke	39
4. 7 JAY, Grant	51	4. 30 DeBERRY, Jaron	4	4. 24 POOLE, Tom	13
5. 19 KRAUSS, Chayton	42	5. 24 POOLE, Tom	3	5. 5 DATTALO, Michael	8
<b>Stolen bases against</b>		<b>Caught stealing by</b>		<b>Steal attempts against</b>	
1. 7 JAY, Grant	33	1. 7 JAY, Grant	15	1. 7 JAY, Grant	48
2. 50 JENKINS, Jerrod	7	2. 18 JOHNSON, Ryan	3	2. 30 DeBERRY, Jaron	9
3. 26 ELLWANGER, James	6	3. 30 DeBERRY, Jaron	3	3. 50 JENKINS, Jerrod	7
30 DeBERRY, Jaron	6	4. 4 tied at.....	2	26 ELLWANGER, James	7
5. 2 tied at.....	4			5. 28 WILSON, Nick	6
<b>Passed balls</b>		<b>Catchers interference</b>			
1. 7 JAY, Grant	15				

# GAMES SUMMARY

## 2024 DBU Baseball Games Summary for DBU (as of Jun 03, 2024) (All games)

Score by innings	1	2	3	4	5	6	7	8	9	EX	Total
DBU	51	35	81	71	69	53	32	39	26	10	467
Opponents	22	23	41	27	21	36	28	39	30	3	270

### Record when ...

Overall	45-15	After 6 leading	36-5
Conference	17-7	..... trailing	4-9
Non-Conference	28-8	..... tied	5-1
Home games	25-6	After 7 leading	28-3
Away games	15-7	..... trailing	5-11
Neutral site	5-2	..... tied	5-1
Day games	24-12	After 8 leading	30-2
Night games	21-3	..... trailing	2-11
vs Left starter	17-6	..... tied	5-2
vs Right starter	28-9		
1-Run games	10-2	Hit 0 home runs	5-5
2-Run games	6-4	... 1 home run	12-6
5+Run games	21-1	... 2+ home runs	28-4
Extra innings	4-0		
Shutouts	6-0	Opponent 0 home runs	21-6
		..... 1 home run	16-7
Scoring 0-2 runs	0-4	..... 2+ HRs	8-2
..... 3-5 runs	12-6		
..... 6-9 runs	18-3	Made 0 errors	32-4
..... 10+ runs	15-2	... 1 error	8-6
		... 2+ errors	5-5
Opponent 0-2 runs	16-0		
..... 3-5 runs	20-4	Opp. made 0 errors	16-7
..... 6-9 runs	8-8	..... 1 error	19-6
..... 10+ runs	1-3	..... 2+ errors	10-2
Scored in 1st inning	17-4	Out-hit opponent	36-3
Opp. scored in 1st	9-8	Out-hit by opponent	5-10
Scores first	35-3	Hits are tied	4-2
Opp. scores first	10-12		

### Record when team scores:

Runs	0	1	2	3	4	5	6	7	8	9	10+
W-L	0-0	0-3	0-1	3-2	2-1	7-3	3-2	4-1	8-0	3-0	15-2

### Record when opponent scores:

Runs	0	1	2	3	4	5	6	7	8	9	10+
W-L	6-0	4-0	6-0	9-0	4-2	7-2	3-3	4-1	0-2	1-2	1-3

### Record when leading after:

Inn.	1	2	3	4	5	6	7	8
W-L	16-3	22-4	32-3	35-5	36-6	36-5	28-3	30-2

### Record when trailing after:

Inn.	1	2	3	4	5	6	7	8
W-L	6-6	4-7	5-11	8-8	7-8	4-9	5-11	2-11

### Record when tied after:

Inn.	1	2	3	4	5	6	7	8
W-L	23-6	19-4	8-1	2-2	2-1	5-1	5-1	5-2

Current losing streak: 1  
 Longest winning streak: 9  
 Longest losing streak: 2

Home attendance : 31534 ( 31 dates avg = 1017 )  
 Away attendance : 33421 ( 29 dates avg = 1152 )  
 Total attendance: 64955 ( 60 dates avg = 1082 )

# MISC OFFENSIVE STATS

## 2024 DBU Baseball Miscellaneous Stats for DBU (as of Jun 03, 2024) (All games)

<b>Multiple Hit Games</b>	<b>2</b>	<b>3</b>	<b>4</b>	<b>5+</b>	<b>Total</b>
3 SANTOS, Miguel	19	6	1	-	26
19 KRAUSS, Chayton	15	6	3	-	24
5 DATTALO, Michael	17	7	-	-	24
15 MANN, Ethan	11	6	2	-	19
24 POOLE, Tom	9	6	1	-	16
7 JAY, Grant	11	5	-	-	16
12 HEEFNER, Luke	10	1	1	-	12
6 PENDERGAST, Alex	8	4	-	-	12
8 HUMPHREYS, Natha	7	3	-	-	10
11 NERAT, Joey	4	-	-	-	4
29 TRYON, Ben	2	-	-	-	2
1 GRADY, Keaton	1	-	-	-	1
TEAM	114	44	8	0	166

<b>Multiple RBI Games</b>	<b>2</b>	<b>3</b>	<b>4</b>	<b>5+</b>	<b>Total</b>
7 JAY, Grant	14	3	1	1	19
15 MANN, Ethan	9	2	2	2	15
19 KRAUSS, Chayton	4	7	3	1	15
3 SANTOS, Miguel	10	3	1	-	14
5 DATTALO, Michael	7	3	1	-	11
12 HEEFNER, Luke	8	2	-	-	10
24 POOLE, Tom	1	5	2	1	9
6 PENDERGAST, Alex	6	-	-	-	6
8 HUMPHREYS, Natha	3	1	-	1	5
11 NERAT, Joey	3	-	1	-	4
1 GRADY, Keaton	-	1	-	-	1
29 TRYON, Ben	-	-	1	-	1
TEAM	65	27	12	6	110

<b>Hitting Streaks</b>	<b>Longest</b>	<b>Current</b>
19 KRAUSS, Chayton	20	2
5 DATTALO, Michael	16	2
7 JAY, Grant	13	2
3 SANTOS, Miguel	13	2
15 MANN, Ethan	9	1
6 PENDERGAST, Alex	9	9
24 POOLE, Tom	8	5
12 HEEFNER, Luke	7	6
8 HUMPHREYS, Natha	4	1
11 NERAT, Joey	3	-
1 GRADY, Keaton	2	-
29 TRYON, Ben	2	-
35 KENNETT, JJ	1	1
16 JOHNSON, Sherma	1	1
32 PETTITTE, Luke	1	1

<b>Reached Base Streaks</b>	<b>Longest</b>	<b>Current</b>
19 KRAUSS, Chayton	37	2
24 POOLE, Tom	26	26
15 MANN, Ethan	24	1
7 JAY, Grant	18	2
5 DATTALO, Michael	16	2
3 SANTOS, Miguel	13	2
11 NERAT, Joey	12	-
12 HEEFNER, Luke	11	10
8 HUMPHREYS, Natha	10	1
6 PENDERGAST, Alex	9	9
1 GRADY, Keaton	5	-
16 JOHNSON, Sherma	2	2
4 GREBECK, Cody	2	1
29 TRYON, Ben	2	-
32 PETTITTE, Luke	1	1
35 KENNETT, JJ	1	1

# LINEUP SUMMARY

## 2024 DBU Baseball Miscellaneous Stats for DBU (as of Jun 03, 2024) (All games)

### Starting Lineup By Position (Team W-L record when starter)

PITCHER:		
18 JOHNSON, Ryan	16	(13-3)
30 DeBERRY, Jaron	15	(10-5)
32 PETTITTE, Luke	8	(5-3)
26 ELLWANGER, Jam	8	(7-1)
50 JENKINS, Jerrod	6	(5-1)
28 WILSON, Nick	3	(2-1)
36 ATKINSON, Charli	2	(2-0)
25 SCHOTT, Tyler	1	(1-0)
34 BERGE, Connor	1	(0-1)
CATCHER:		
7 JAY, Grant	56	(43-13)
35 KENNETT, JJ	4	(2-2)
FIRST BASE:		
19 KRAUSS, Chayton	47	(34-13)
24 POOLE, Tom	13	(11-2)
SECOND BASE:		
3 SANTOS, Miguel	59	(44-15)
1 GRADY, Keaton	1	(1-0)
THIRD BASE:		
5 DATTALO, Michael	47	(34-13)
19 KRAUSS, Chayton	13	(11-2)
SHORTSTOP:		
12 HEEFNER, Luke	56	(41-15)
4 GREBECK, Cody	3	(3-0)
3 SANTOS, Miguel	1	(1-0)
LEFT FIELD:		
15 MANN, Ethan	60	(45-15)
CENTER FIELD:		
8 HUMPHREYS, Nath	55	(41-14)
11 NERAT, Joey	4	(3-1)
6 PENDERGAST, Alex	1	(1-0)
RIGHT FIELD:		
6 PENDERGAST, Alex	41	(30-11)
11 NERAT, Joey	15	(12-3)
24 POOLE, Tom	2	(1-1)
1 GRADY, Keaton	2	(2-0)
DESIGNATED HITTER:		
24 POOLE, Tom	29	(21-8)
5 DATTALO, Michael	11	(9-2)
29 TRYON, Ben	7	(6-1)
7 JAY, Grant	4	(2-2)
11 NERAT, Joey	3	(2-1)
1 GRADY, Keaton	3	(3-0)
6 PENDERGAST, Alex	3	(2-1)

### Starting Lineup By Lineup Spot (Team W-L record when starter)

LEADOFF:		
5 DATTALO, Michael	23	(18-5)
3 SANTOS, Miguel	19	(11-8)
6 PENDERGAST, Alex	9	(7-2)
24 POOLE, Tom	5	(5-0)
8 HUMPHREYS, Nath	4	(4-0)
2ND SPOT:		
15 MANN, Ethan	25	(18-7)
19 KRAUSS, Chayton	19	(15-4)
3 SANTOS, Miguel	13	(10-3)
11 NERAT, Joey	3	(2-1)
3RD SPOT:		
24 POOLE, Tom	19	(16-3)
7 JAY, Grant	19	(14-5)
19 KRAUSS, Chayton	9	(5-4)
8 HUMPHREYS, Nath	7	(6-1)
12 HEEFNER, Luke	5	(4-1)
3 SANTOS, Miguel	1	(0-1)
CLEANUP:		
3 SANTOS, Miguel	24	(21-3)
15 MANN, Ethan	14	(10-4)
7 JAY, Grant	9	(8-1)
12 HEEFNER, Luke	4	(2-2)
19 KRAUSS, Chayton	4	(3-1)
8 HUMPHREYS, Nath	3	(1-2)
5 DATTALO, Michael	1	(0-1)
24 POOLE, Tom	1	(0-1)
5TH SPOT:		
15 MANN, Ethan	20	(16-4)
24 POOLE, Tom	9	(7-2)
5 DATTALO, Michael	9	(5-4)
19 KRAUSS, Chayton	6	(3-3)
11 NERAT, Joey	5	(5-0)
7 JAY, Grant	4	(4-0)
3 SANTOS, Miguel	3	(3-0)
12 HEEFNER, Luke	3	(2-1)
8 HUMPHREYS, Nath	1	(0-1)
6TH SPOT:		
7 JAY, Grant	20	(14-6)
19 KRAUSS, Chayton	11	(11-0)
5 DATTALO, Michael	10	(7-3)
11 NERAT, Joey	5	(4-1)
12 HEEFNER, Luke	5	(3-2)
8 HUMPHREYS, Nath	3	(3-0)
6 PENDERGAST, Alex	3	(2-1)
24 POOLE, Tom	2	(0-2)
15 MANN, Ethan	1	(1-0)
7TH SPOT:		
12 HEEFNER, Luke	24	(20-4)
8 HUMPHREYS, Nath	10	(7-3)
5 DATTALO, Michael	9	(7-2)
7 JAY, Grant	7	(4-3)
11 NERAT, Joey	4	(2-2)
6 PENDERGAST, Alex	4	(3-1)
19 KRAUSS, Chayton	2	(2-0)
8TH SPOT:		
6 PENDERGAST, Alex	28	(21-7)
5 DATTALO, Michael	6	(6-0)
19 KRAUSS, Chayton	5	(2-3)
12 HEEFNER, Luke	4	(2-2)
24 POOLE, Tom	4	(3-1)
11 NERAT, Joey	4	(3-1)
35 KENNETT, JJ	3	(2-1)
29 TRYON, Ben	3	(3-0)
8 HUMPHREYS, Nath	2	(2-0)

# STARTERS SUMMARY

## 2024 DBU Baseball Miscellaneous Stats for DBU (as of Jun 03, 2024) (All games)

### STARTERS SUMMARY

Player	GS	Position											Batting Order										
		p	c	1b	2b	3b	ss	lf	cf	rf	of	dh	1st	2nd	3rd	4th	5th	6th	7th	8th	9th		
15 MANN, Ethan	60	.	.	.	.	.	.	60	.	.	.	.	.	.	.	25	.	14	20	1	.	.	.
19 KRAUSS, Chay	60	.	.	47	.	13	.	.	.	.	.	.	.	.	.	19	9	4	6	11	2	5	4
7 JAY, Grant	60	.	56	.	.	.	.	.	.	.	.	.	.	.	.	.	19	9	4	20	7	1	.
3 SANTOS, Migue	60	.	.	.	59	.	1	.	.	.	.	.	.	.	.	19	13	1	24	3	.	.	.
5 DATTALO, Mich	58	.	.	.	.	47	.	.	.	.	.	.	.	11	23	.	.	1	9	10	9	6	.
12 HEEFNER, Luke	56	.	.	.	.	.	56	.	.	.	.	.	.	.	.	.	5	4	3	5	24	4	11
8 HUMPHREYS, N	55	.	.	.	.	.	.	.	55	.	.	.	.	.	4	.	7	3	1	3	10	2	25
6 PENDERGAST,	45	.	.	.	.	.	.	.	.	1	41	.	3	9	.	.	.	.	3	4	28	1	.
24 POOLE, Tom	44	.	.	13	.	.	.	.	.	.	2	.	29	5	.	19	1	9	2	.	4	4	
11 NERAT, Joey	22	.	.	.	.	.	.	.	.	.	4	15	.	3	.	3	.	.	5	5	4	4	1
18 JOHNSON, Rya	16	16	.	.	.	.	.	.	.	.	.	.	.	.	.	.	.	.	.	.	.	.	.
30 DeBERRY, Jaro	15	15	.	.	.	.	.	.	.	.	.	.	.	.	.	.	.	.	.	.	.	.	.
26 ELLWANGER, J	8	8	.	.	.	.	.	.	.	.	.	.	.	.	.	.	.	.	.	.	.	.	.
32 PETTITTE, Luk	8	8	.	.	.	.	.	.	.	.	.	.	.	.	.	.	.	.	.	.	.	.	.
29 TRYON, Ben	7	.	.	.	.	.	.	.	.	.	.	.	.	7	.	.	.	.	.	.	.	3	4
50 JENKINS, Jerro	6	6	.	.	.	.	.	.	.	.	.	.	.	.	.	.	.	.	.	.	.	.	.
1 GRADY, Keaton	6	.	.	.	1	.	.	.	.	.	2	.	3	.	.	.	.	.	.	.	.	.	6
35 KENNETT, JJ	4	.	4	.	.	.	.	.	.	.	.	.	.	.	.	.	.	.	.	.	.	3	1
4 GREBECK, Cody	3	.	.	.	.	.	3	.	.	.	.	.	.	.	.	.	.	.	.	.	.	.	3
28 WILSON, Nick	3	3	.	.	.	.	.	.	.	.	.	.	.	.	.	.	.	.	.	.	.	.	.
36 ATKINSON, Ch	2	2	.	.	.	.	.	.	.	.	.	.	.	.	.	.	.	.	.	.	.	.	.
25 SCHOTT, Tyler	1	1	.	.	.	.	.	.	.	.	.	.	.	.	.	.	.	.	.	.	.	.	.
34 BENGE, Connor	1	1	.	.	.	.	.	.	.	.	.	.	.	.	.	.	.	.	.	.	.	.	.

# GAME RESULTS

## 2024 DBU Baseball Game Results for DBU (as of Jun 03, 2024) (All games)

Date	Opponent	Score	Inns	Overall	CUSA	Pitcher of record	Attend	Time
Feb 16, 2024	SEMO	w 9-5	9	1-0-0	0-0-0	WILSON, N. (W 1-0)	1075	2:40
Feb 17, 2024	SEMO	w 8-6	9	2-0-0	0-0-0	MACKAY, C. (W 1-0)	833	3:07
Feb 18, 2024	SEMO	w 6-5	(11)	3-0-0	0-0-0	ATKINSON, C. (W 1-0)	821	3:05
Feb 20, 2024	OU	w 11-7	9	4-0-0	0-0-0	ATKINSON, C. (W 2-0)	1391	3:05
Feb 23, 2024	CENTRAL MICHIGAN	w 8-0	9	5-0-0	0-0-0	JOHNSON, R. (W 1-0)	807	2:45
Feb 24, 2024	CENTRAL MICHIGAN	w 16-7	9	6-0-0	0-0-0	DeBERRY, J. (W 1-0)	798	2:38
Feb 25, 2024	CENTRAL MICHIGAN	w 16-3	7	7-0-0	0-0-0	ELLWANGER, J (W 1-0)	779	2:15
Feb 27, 2024	OSU	w 14-4	7	8-0-0	0-0-0	WILSON, N. (W 2-0)	1274	2:10
Mar 1, 2024	vs ARIZONA	w 4-3	9	9-0-0	0-0-0	RIDINGS, R. (W 1-0)	0	2:48
Mar 2, 2024	vs #20 INDIANA	L 7-9	9	9-1-0	0-0-0	RIDINGS, R. (L 1-1)	0	2:58
Mar 3, 2024	vs #16 ALABAMA	w 7-5	(12)	10-1-0	0-0-0	SCHOTT, T. (W 1-0)	3918	3:25
Mar 05, 2024	at Baylor	w 8-5	9	11-1-0	0-0-0	BENGE, C. (W 1-0)	1718	3:09
Mar 08, 2024	USD	w 9-2	9	12-1-0	0-0-0	JOHNSON, R. (W 2-0)	848	2:35
Mar 09, 2024	USD	L 4-8	9	12-2-0	0-0-0	WILSON, N. (L 2-1)	869	2:58
Mar 10, 2024	USD	w 16-4	9	13-2-0	0-0-0	PETTITTE, L. (W 1-0)	791	3:15
Mar 12, 2024	#9 TCU	L 6-9	9	13-3-0	0-0-0	BENGE, C. (L 1-1)	2213	3:05
Mar 15, 2024	AMCC	w 10-5	9	14-3-0	0-0-0	JOHNSON, R. (W 3-0)	885	2:53
Mar 16, 2024	AMCC	w 11-1	8	15-3-0	0-0-0	DeBERRY, J. (W 2-0)	630	2:18
Mar 17, 2024	AMCC	w 5-4	9	16-3-0	0-0-0	WILSON, N. (W 3-1)	790	2:30
Mar 19, 2024	at #17 OU	w 6-0	9	17-3-0	0-0-0	JENKINS, J. (W 1-0)	2317	3:01
* Mar 22, 2024	at Sam Houston	w 3-1	9	18-3-0	1-0-0	JOHNSON, R. (W 4-0)	960	1:55
* Mar 23, 2024	at Sam Houston	w 6-2	9	19-3-0	2-0-0	DeBERRY, J. (W 3-0)	1094	2:21
* Mar 24, 2024	at Sam Houston	L 5-6	9	19-4-0	2-1-0	WILSON, N. (L 3-2)	936	2:40
Mar 26, 2024	at UT Arlington	w 5-3	9	20-4-0	2-1-0	JENKINS, J. (W 2-0)	423	2:16
* Mar 28, 2024	NEW MEXICO STATE	w 8-3	9	21-4-0	3-1-0	JOHNSON, R. (W 5-0)	824	2:30
* Mar 29, 2024	NEW MEXICO STATE	w 14-0	7	22-4-0	4-1-0	DeBERRY, J. (W 4-0)	1108	2:00
* Mar 30, 2024	NEW MEXICO STATE	w 13-3	7	23-4-0	5-1-0	PETTITTE, L. (W 2-0)	853	2:10
Apr 02, 2024	TARLETON	w 8-7	(10)	24-4-0	5-1-0	WILSON, N. (W 4-2)	983	2:47
* Apr 05, 2024	at WKU	L 1-4	9	24-5-0	5-2-0	JOHNSON, R. (L 5-1)	278	1:57
* Apr 06, 2024	at WKU	L 3-6	9	24-6-0	5-3-0	DeBERRY, J. (L 4-1)	354	2:27
* Apr 07, 2024	at WKU	w 3-0	9	25-6-0	6-3-0	PETTITTE, L. (W 3-0)	329	2:02
Apr 12, 2024	at Air Force	w 3-2	9	26-6-0	6-3-0	JOHNSON, R. (W 6-1)	287	2:12
Apr 13, 2024	at Air Force	L 5-7	9	26-7-0	6-3-0	MACKAY, C. (L 1-1)	612	2:15
Apr 14, 2024	at Air Force	L 6-10	9	26-8-0	6-3-0	PETTITTE, L. (L 3-1)	580	2:49
Apr 16, 2024	at #15 OSU	w 8-7	9	27-8-0	6-3-0	SCHOTT, T. (W 2-0)	4803	3:20
* Apr 19, 2024	LATECH	L 3-5	9	27-9-0	6-4-0	JOHNSON, R. (L 6-2)	1703	2:50
* Apr 21, 2024	LATECH-1	w 8-3	9	28-9-0	7-4-0	DeBERRY, J. (W 5-1)	1026	2:59
* Apr 21, 2024	LATECH-2	L 1-6	9	28-10-0	7-5-0	PETTITTE, L. (L 3-2)	1026	2:44
Apr 23, 2024	at TCU	L 2-5	9	28-11-0	7-5-0	WILSON, N. (L 4-3)	4184	2:38
* Apr 26, 2024	at FIU	w 9-3	9	29-11-0	8-5-0	JOHNSON, R. (W 7-2)	583	2:35
* Apr 27, 2024	at FIU	w 5-2	(11)	30-11-0	9-5-0	MACKAY, C. (W 2-1)	579	2:55
* Apr 28, 2024	at FIU	w 11-0	7	31-11-0	10-5-0	JENKINS, J. (W 3-0)	553	2:00
Apr 30, 2024	SFA	w 19-5	7	32-11-0	10-5-0	HAINES, D. (W 1-0)	1118	2:54
* May 03, 2024	JSU	w 10-9	9	33-11-0	11-5-0	JOHNSON, R. (W 8-2)	1557	2:57
* May 04, 2024	JSU	L 11-12	9	33-12-0	11-6-0	RIDINGS, R. (L 1-2)	1188	2:59
* May 05, 2024	JSU	w 5-4	9	34-12-0	12-6-0	JENKINS, J. (W 4-0)	1006	2:48
May 07, 2024	UT ARLINGTON	w 7-6	9	35-12-0	12-6-0	MACKAY, C. (W 3-1)	1093	3:05
* May 10, 2024	LIBERTY	w 5-2	9	36-12-0	13-6-0	JOHNSON, R. (W 9-2)	1191	2:02
* May 11, 2024	LIBERTY-1	w 4-3	9	37-12-0	14-6-0	TODD, Z. (W 1-0)	1027	2:41
* May 11, 2024	LIBERTY-2	w 5-1	9	38-12-0	15-6-0	JENKINS, J. (W 5-0)	1027	2:25
* May 16, 2024	at Middle Tennessee-1	w 15-1	7	39-12-0	16-6-0	JOHNSON, R. (W 10-2)	712	2:20
* May 16, 2024	at Middle Tennessee-2	w 15-6	9	40-12-0	17-6-0	WILSON, N. (W 5-3)	815	3:15
* May 18, 2024	at Middle Tennessee	L 5-8	9	40-13-0	17-7-0	ELLWANGER, J (L 1-1)	859	2:47
May 22, 2024	vs New Mexico State	w 5-3	9	41-13-0	17-7-0	JOHNSON, R. (W 11-2)	1244	2:36
May 23, 2024	vs FIU	w 8-2	9	42-13-0	17-7-0	JENKINS, J. (W 6-0)	994	3:05
May 25, 2024	vs WKU	w 7-5	9	43-13-0	17-7-0	DeBERRY, J. (W 6-1)	2042	2:54
May 26, 2024	at LATECH	w 17-10	9	44-13-0	17-7-0	WILSON, N. (W 6-3)	2247	3:14
May 31, 2024	WEST VIRGINIA	L 1-4	9	44-14-0	17-7-0	JOHNSON, R. (L 11-3)	0	2:15
Jun 01, 2024	at #15 ARIZONA	w 7-0	9	45-14-0	17-7-0	DeBERRY, J. (W 7-1)	0	2:40
Jun 02, 2024	vs Grand Canyon	L 10-12	9	45-15-0	17-7-0	MACKAY, C. (L 3-2)	0	3:09

( ) extra inning game

# TEAM GAME-BY-GAME BATTING

## 2024 DBU Baseball Team Game-by-Game for DBU (as of Jun 03, 2024) Batting (All games)

Date	Opponent	ab	r	h	rbi	2b	3b	hr	tb	bb	ibb	sb	cs	hbp	sac	sf	gdp	k	po	a	e	lob	avg
Feb 16	SEMO	36	9	11	9	6	0	1	20	2	0	3	0	0	0	0	0	6	27	10	0	5	.306
Feb 17	SEMO	33	8	12	7	5	0	0	17	8	0	3	0	2	2	0	0	8	27	12	0	13	.333
Feb 18	SEMO	38	6	8	6	1	0	4	21	6	0	1	0	0	1	0	1	2	33	13	1	7	.290
Feb 20	OU	37	11	13	11	0	1	3	24	4	0	3	0	1	0	0	0	13	27	9	0	7	.306
Feb 23	CENTRAL MICHIGAN	35	8	13	7	2	0	1	18	7	0	3	0	2	0	0	0	10	27	7	0	12	.318
Feb 24	CENTRAL MICHIGAN	39	16	15	16	4	2	3	32	5	0	2	0	0	0	0	1	5	27	11	3	4	.330
Feb 25	CENTRAL MICHIGAN	30	16	11	15	2	0	4	25	7	0	1	0	3	0	0	0	5	21	8	0	6	.335
Feb 27	OSU	30	14	13	13	4	0	2	23	3	0	1	0	2	0	2	1	7	21	7	0	5	.345
Mar 1	vs ARIZONA	40	4	13	3	3	0	2	22	3	0	0	0	0	0	0	0	12	27	5	0	12	.343
Mar 2	vs INDIANA	34	7	9	6	0	0	2	15	4	0	2	0	2	0	1	1	12	27	12	1	7	.335
Mar 3	vs ALABAMA	48	7	12	6	1	0	4	25	3	0	2	1	1	0	0	0	16	36	11	0	9	.325
Mar 05	at Baylor	38	8	11	8	1	1	2	20	2	0	3	0	1	1	0	1	12	27	13	1	7	.322
Mar 08	USD	31	9	7	8	0	0	1	10	6	0	0	0	0	1	0	0	9	27	9	0	5	.316
Mar 09	USD	33	4	9	4	1	0	0	10	2	0	0	1	0	1	0	1	8	27	11	2	5	.313
Mar 10	USD	36	16	14	14	3	0	2	23	14	0	4	1	3	0	0	1	4	27	7	0	13	.318
Mar 12	TCU	36	6	11	6	1	0	2	18	5	0	2	0	0	0	2	0	14	27	10	3	10	.317
Mar 15	AMCC	34	10	11	9	2	0	2	19	6	0	5	0	1	0	0	1	7	27	14	2	7	.317
Mar 16	AMCC	36	11	15	11	2	0	3	26	2	0	2	0	1	1	0	0	6	24	9	1	6	.323
Mar 17	AMCC	33	5	8	5	3	0	1	14	3	0	0	0	2	0	0	0	6	27	9	0	7	.319
Mar 19	at OU	35	6	9	5	0	0	2	15	5	0	3	0	1	0	0	2	10	27	14	0	8	.316
*Mar 22	at Sam Houston	33	3	8	3	1	0	1	12	2	0	0	1	1	1	0	1	6	27	7	0	7	.313
*Mar 23	at Sam Houston	36	6	10	6	1	0	4	23	2	0	0	0	1	0	0	0	12	27	6	0	6	.311
*Mar 24	at Sam Houston	34	5	9	5	4	0	1	16	3	0	0	1	1	0	0	1	8	24	7	2	6	.309
Mar 26	at UT Arlington	34	5	7	5	1	0	1	11	3	0	0	1	1	1	0	0	8	27	9	0	7	.305
*Mar 28	NEW MEXICO STATE	30	8	7	7	2	0	1	12	2	0	3	0	3	0	1	0	10	27	12	0	4	.303
*Mar 29	NEW MEXICO STATE	31	14	14	14	3	0	2	23	3	0	2	0	2	1	0	0	6	21	8	0	5	.308
*Mar 30	NEW MEXICO STATE	32	13	14	13	5	0	3	28	3	1	0	0	2	1	1	0	5	21	3	0	6	.312
Apr 02	TARLETON	33	8	8	7	1	0	3	18	5	0	0	1	1	0	0	1	8	30	17	1	4	.310
*Apr 05	at WKU	30	1	4	1	2	0	0	6	3	0	0	0	0	1	0	0	12	24	7	1	6	.304
*Apr 06	at WKU	33	3	7	2	3	0	1	13	4	0	0	0	1	1	0	0	12	24	8	1	9	.302
*Apr 07	at WKU	32	3	6	3	0	0	1	9	0	0	0	1	0	0	0	0	3	27	10	1	2	.298
Apr 12	at Air Force	32	3	9	3	2	0	0	11	1	0	1	3	0	0	1	0	8	27	12	0	4	.298
Apr 13	at Air Force	39	5	12	5	3	0	0	15	0	0	1	0	0	0	0	0	8	26	12	0	7	.298
Apr 14	at Air Force	39	6	11	6	5	1	1	21	3	0	0	0	1	1	0	0	11	24	11	0	11	.297
Apr 16	at OSU	41	8	14	8	3	0	5	32	2	0	0	0	1	0	0	0	16	27	11	3	9	.299
*Apr 19	LATECH	34	3	8	3	2	1	1	15	4	0	0	0	2	0	0	1	11	27	5	1	10	.297
*Apr 21	LATECH	33	8	11	8	3	0	0	14	5	1	3	0	3	0	1	1	11	27	5	1	10	.298
*Apr 21	LATECH	33	1	7	1	3	0	0	10	1	0	0	1	1	0	0	1	12	27	6	0	7	.296
Apr 23	at TCU	31	2	4	2	1	0	1	8	3	0	0	0	2	0	0	0	16	24	11	0	7	.292
*Apr 26	at FIU	36	9	8	8	1	0	1	12	8	1	1	0	1	0	0	0	10	27	11	0	9	.290
*Apr 27	at FIU	38	5	6	5	1	1	1	12	3	0	0	0	0	0	1	0	12	33	10	0	4	.287
*Apr 28	at FIU	30	11	9	11	5	0	2	20	7	0	2	0	0	0	1	0	6	21	7	0	6	.287
Apr 30	SFA	33	19	16	19	6	1	6	42	5	0	2	0	2	0	2	0	4	21	9	1	5	.291
*May 03	JSU	35	10	12	8	3	0	3	24	6	0	1	1	2	0	0	1	8	27	1	0	9	.293
*May 04	JSU	38	11	14	11	3	0	4	29	3	0	3	0	0	0	2	0	5	27	4	1	5	.294
*May 05	JSU	33	5	10	4	5	1	0	17	3	1	0	1	0	0	0	0	6	27	11	0	7	.295
May 07	UT ARLINGTON	31	7	9	7	1	0	2	16	5	0	3	0	1	1	1	0	3	27	6	0	8	.295
*May 10	LIBERTY	29	5	5	3	1	0	1	9	3	0	0	0	0	0	0	1	8	27	8	0	3	.292
*May 11	LIBERTY	32	4	9	4	0	0	2	15	4	0	2	0	3	0	0	1	10	27	6	0	11	.292
*May 11	LIBERTY	31	5	8	5	3	0	2	17	4	0	5	0	1	0	0	0	4	27	10	0	7	.292
*May 16	at Middle Tennessee	39	15	19	14	2	0	5	36	5	0	1	0	1	0	1	1	7	21	7	0	10	.296
*May 16	at Middle Tennessee	44	15	18	14	1	0	5	34	6	0	4	1	0	0	0	0	8	27	6	3	8	.299
*May 18	at Middle Tennessee	35	5	9	3	1	0	1	13	5	0	0	1	1	0	1	0	10	24	13	3	10	.298
May 22	vs New Mexico State	27	5	7	5	3	0	0	10	5	0	5	0	1	1	1	1	7	27	9	1	6	.297
May 23	vs FIU	30	8	10	8	1	0	2	17	11	0	2	0	1	1	2	0	7	27	10	0	13	.298
May 25	vs WKU	32	7	10	7	2	0	1	15	3	0	1	0	1	1	1	0	8	27	15	0	7	.298
May 26	at LATECH	45	17	21	17	3	0	6	42	1	0	4	0	5	0	0	2	4	27	8	2	7	.302
May 31	WEST VIRGINIA	29	1	4	1	1	0	0	5	0	0	0	0	2	0	1	0	8	27	13	1	4	.300
Jun 01	at ARIZONA	38	7	12	7	2	1	2	22	1	0	0	0	0	0	1	1	7	27	6	0	5	.300
Jun 02	vs Grand Canyon	37	10	14	9	3	0	2	23	4	0	1	1	1	0	1	1	3	24	7	2	6	.301
Totals		2074	467	625	441	134	10	115	1124	238	4	87	17	68	18	24	25	500	1577	545	39	432	.301