



DAVIDSON COLLEGE BASKETBALL

Davidson Athletic Communications
Baker Sports Complex | B213
Davidson, NC 28035
MBB Contact: Dani Gariglio
Office: 704-894-2635
Cell: 516-710-1079
Email: dagariglio@davidson.edu
Web: DavidsonWildcats.com

15 NCAA TOURNAMENT APPEARANCES | 3 ELITE EIGHT BERTHS | 9 NIT APPEARANCES | 16 ALL-AMERICANS | 49 ALL-CONFERENCE FIRST-TEAM SELECTIONS

2024-25 SCHEDULE

NOVEMBER

4	WILLIAM PEACE (ESPN+)	W, 88-47
8	at Bowling Green (ESPN+)	W, 91-85
16	ETSU (ESPN+)	W, 76-70
22	VMI (ESPN+)	W, 93-66

BATTLE 4 ATLANTIS

27	vs. #24 Arizona ¹ (ESPN2)	L, 71-104
28	vs. RV Providence ¹ (ESPN2)	W, 69-58
29	vs. #3 Gonzaga ¹ (ESPN2)	L, 65-90

DECEMBER

6	CHARLESTON SOUTHERN (ESPN+)	W, 73-72
10	CHARLOTTE (ESPN+)	W, 75-71
14	DETROIT MERCY (ESPN+)	W, 86-51
18	at Temple (ESPN+)	L, 61-62
21	BETHUNE-COOKMAN (ESPN+)	W, 76-63
28	EASTERN MICHIGAN (ESPN+)	W, 86-64
31	at George Mason* (ESPN+)	L, 57-69

JANUARY

4	DUQUESNE* (ESPN+)	W, 77-71
11	FORDHAM* (ESPN+)	W, 74-64
15	at La Salle* (ESPN+)	L, 76-79
18	at Rhode Island* (ESPN+)	L, 90-92
21	SAINT JOSEPH'S* (ESPN+)	L, 61-78
25	at Richmond* (ESPN+)	W, 72-66

FEBRUARY

1	GEORGE MASON* (ESPN+)	L, 60-64
4	at Dayton* (ESPN+)	L, 63-69
8	RICHMOND* (USA)	W, 71-60
12	at Massachusetts* (ESPN+)	W, 77-68
15	GEORGE WASHINGTON* (ESPN+)	L, 67-74
18	LOYOLA CHICAGO* (CBSSN)	L, 69-77
22	at Fordham* (ESPN+)	W, 80-69
25	SAINT LOUIS* (ESPN+)	L, 56-57
28	at VCU* (ESPN)	L, 56-80

MARCH

5	at Loyola Chicago* (CBSSN)	L, 72-82
8	ST. BONAVENTURE* (ESPN+)	2 PM

2024 Atlantic 10 Tournament

12	First Round ²	TBD
13	Second Round ²	TBD
14	Quarterfinals ²	TBD
15	Semifinals ²	TBD
16	Finals ²	TBD

BOLD denotes home contest

^{*}Denotes Atlantic 10 Conference opponent

¹ ~ Battle 4 Atlantis (Paradise Island, Bahamas)

² ~ A-10 Tournament (Capital One Arena | Washington, D.C.)

All dates and times are subject to change

SOCIAL MEDIA

MBB Facebook: Facebook.com/DavidsonMensBasketball
Men's Basketball Twitter: @DavidsonMBB
YouTube: YouTube.com/DavidsonAthletics



GAME #31

March 8 | 2 p.m. | Davidson, N.C. | John M. Belk Arena



DAVIDSON WILDCATS (16-14, 6-11 A-10)

Head Coach: Matt McKillop (Davidson, 2006) Career Record: 47-47 (3rd season) Record at Davidson: Same



ST. BONAVENTURE BONNIES (20-10, 8-9 A-10)

Head Coach: Mark Schmidt (Boston College, 1985) Career Record: 404-326 (24th season) Record at Bonaventure: 322-236 (18th)

WILDCAT SCRATCHES

- The Davidson Wildcats look to close out the regular season strong Saturday at home against St. Bonaventure.
- Big man **Reed Bailey** leads the Atlantic 10 in scoring (19.1 ppg), and earned his first A-10 Player of the Week honor on Jan. 27, after setting another career high with 32 points at Richmond (1/25). With 13 20-point performances this year, Bailey ranks top-50 in the nation in scoring (41st).
- Bailey has also reached double figures in 27 games this season.
- Head coach **Matt McKillop** is nearing the 50-win mark in his third season at the helm. He is on pace to become the third-fastest Davidson head coach to reach 50 wins, only behind *Lefty Driesell* (82 games) and *Terry Holland* (71 games). His father and predecessor, *Bob McKillop*, earned his 50th win in his 129th game at the helm of the Wildcats.
- Sophomore **Hunter Adam** worked his way into the starting lineup on Feb. 22, shooting 13-of-20 from the floor (65%) over his last seven outings.

THE LAST MEETING | DAVIDSON 80, ST. BONAVENTURE 81 OT | REILLY CENTER | FEB. 17, 2024

- In a game that featured multiple runs, 11 ties, 16 lead changes and a last-second replay, St. Bonaventure edged Davidson in overtime, 81-80, last season from the Reilly Center.
- Trailing 81-78 in the closing seconds, the Wildcats' **Connor Kochera** connected on what appeared to be a game-tying 3-pointer at the buzzer, but after officials went to the monitor, it was ruled his foot was on the line.
- In the second half, both teams led by as many as seven, including a 66-59 St. Bonaventure lead with 3:26 to play. Davidson ended regulation on a 9-2 run, highlighted by a Grant Huffman runner that sent the game into overtime.

LAST TIME OUT | DAVIDSON 72, LOYOLA CHICAGO 82 | GENTILE ARENA | MARCH 5, 2025

- Sheldon Edwards Jr. hit seven 3-pointers and finished with 22 points, 10 rebounds and four assists to lead Loyola Chicago past Davidson, 82-72, Wednesday evening inside Gentile Arena.
- Despite the loss, **Reed Bailey** led four Davidson players in double figures with 19 points to go along with six rebounds and seven assists.
- **Bobby Durkin** had 13, while **Roberts Blums** and **Connor Kochera** added 12 each for the Wildcats, who shot just 35.5 percent after intermission.

PROBABLE STARTERS



Reed Bailey

#1 | Jr. | F

19.1 ppg / 6.2 rpg / 48.3% FG



Bobby Durkin

#2 | So. | G

14.2 ppg / 6.2 rpg / 41.5% FG



Mike Loughnane

#4 | So. | G

4.9 ppg / 2.3 rpg / 41.6% FG



Hunter Adam

#12 | So. | F

3.3 ppg / 2.5 rpg / 55.2% FG



Connor Kochera

#23 | 5th | G

14.0 ppg / 4.2 rpg / 49.5% FG

QUICK FACTS

Name of School Davidson College
 City/Zip Davidson, N.C. 28035
 Founded 1837
 Enrollment 1,983
 Nickname Wildcats
 Colors Red (Pantone 3546 C) and Black
 Arena/Capacity John M. Belk Arena (4,300)
 Court Name McKillop Court
 Practice Facility Vance Athletic Center
 Press Row Phone 704-894-SCOR (7267)
 Affiliation NCAA Division I
 Conference Atlantic 10
 President Doug Hicks, Davidson '90
 Athletics Director Chris Clunie, Davidson '06
 Website DavidsonWildcats.com
 Athletics Twitter @DavidsonWildcat
 Basketball Twitter @DavidsonMBB
 Basketball Instagram DavidsonBasketball

STAFF

Head Coach Matt McKillop, Davidson '06
 Record at Davidson (Years) .. 31-33 (Entering Third)
 Career Record Same
 Associate Head Coach Will Reigel
 Assistant Coach Matt Matheny
 Assistant Coach Joshua Heyliger
 Director of Operations Matt Williams
 Director of SA Development Jack Gibbs
 Head Sports Performance Coach Brian Seitz
 Athletic Trainer Justin King
 General Manager Austin Buntz
 Administrative Assistant Susan Mercer

HISTORY

First Year of Men's Basketball 1907-08
 All-Time Record 1549-1281
 NCAA Tournament Appearances (Last) 15 (2022)
 NCAA Tournament Record 8-16
 NIT Appearances (Last) 9 (2021)
 NIT Record 3-9
 CBI Appearances (Last) 1 (2011)
 CBI Record 1-1

TEAM INFORMATION

2023-24 Overall Record 15-17
 2023-24 A-10 Record (Place) 5-13 (13th)
 Lettermen Returning/Lost 9/7
 Starters Returning/Lost 3/2
 Newcomers 7

ATHLETIC COMMUNICATIONS

Associate Director (MBB) Dani Gariglio
 Cell Phone 516-710-1079
 Office Phone 704-894-2635
 Email dagariglio@davidson.edu
 Director (Secondary) Joey Beeler
 Email jobeeler@davidson.edu
 Video Coordinator Chris Finch
 Email chfinch@davidson.edu

DEPTH RETURNS

- Davidson returns three starters from a season ago in **Reed Bailey** (32 GP/32 GS), **Connor Kochera** (32/32) and **Bobby Durkin** (32/16).
- Durkin splashed onto the scene in his rookie year, draining the game-winning 3-pointer over Maryland and hitting a team-best 59 threes in his first season.
- Forward **Sean Logan** also made 14 starts in his sophomore season, including the final 13 games of the year, where he recorded 34 blocks down that 13-game stretch.
- Redshirt-sophomore **Hunter Adam** is also back for the 'Cats, after averaging 14.0 minutes per game during his debut season. The New Zealand native shot 42.9 percent from the floor (42-of-98) and scored a season-high nine points against Clemson and Duquesne.

IT STARTS AT THE TOP

- Davidson head men's basketball coach **Matt McKillop** announced that **Connor Kochera** and **Reed Bailey** have been selected team captains for the 2024-25 season.
- "Connor and Reed have demonstrated for quite some time that they have the ability to pull this team in the right direction," McKillop said of his leaders. "With their attitude, their work ethic, and their voice - they each have earned the trust of their teammates and coaches to lead."

THE REED BAILEY OF IT ALL

- Among those returning on McKillop's squad include Preseason All-Conference Third Team selection **Reed Bailey**.
- Bailey scored in double figures in 21 games during his sophomore season, including 10 of the last 12 games. The forward recorded five 20-point performances and averaged 16.5 points per game over that same 12-game stretch.
- The junior big man also finished the 2023-24 campaign as one of the most consistent free throw shooters in the league, making 135 shots at the stripe (6th) and shooting 80.4 percent (10th) at the line.
- This season, Bailey is averaging 19.1 points per game, set a new career high with 32 points against Richmond, recorded two 30-point games and 11 20-point games.

**A SEASONED VETERAN**

- As a four-year member of the Bentley University men's basketball team, fifth year transfer **Zach Laput** averaged 18.4 points per game as a Falcon and shot 49.7 percent from the floor during his tenure.
- The Connecticut native had an illustrious career in Waltham, earning NABC Division II All-America honors in 2023 and 2024, and he was named the NE10 Player of the Year after his second consecutive 600-point season his senior year. With 1,903 career points, Laput has appeared in 119 college basketball games to date.

INTERNATIONAL TIES

- Since 1989, Davidson has had 48 players with international roots, from 25 different countries.
- This year's roster features five international players -- **Roberts Blums** (Latvia), **Hunter Adam** (New Zealand), **Riccardo Ghedini** (Italy), **Manie Joses** (England) and **Phillip Kavu** (England).

ATLANTIC 10 SUCCESS

- Since joining the A-10 in 2014-15, Davidson has won two regular season titles (2015, 2022), a tournament title (2018) and made three NCAA Tournaments (2015, 2018, 2022).
- The Wildcats have made the tournament semifinals nine of the last 10 years.

SOUTHERN CONFERENCE SUCCESS

- Davidson, which joined the Atlantic 10 in July of 2014, won 28 of its last 29 Southern Conference games and 35 of 37 dating back to 2011-12.
- The Wildcats were 124-22 (.849) in their last 146 regular-season SoCon contests, dating back to 2006-07.
- Davidson also won 30 of its last 31 conference games at home dating back to 2010-11.
- In addition to winning 14 straight league games away from home, the Wildcats went 61-12 (.835) in their last 73 SoCon road games.
- Davidson had a 43-game conference win streak snapped at home against College of Charleston Feb. 7, 2009. It was one win away from tying the record held by West Virginia and the 8th-longest in college basketball history.
- Bob McKillop** led the Wildcats to double-digit league wins 20 times, including the last 13 years.
- Davidson won 23 Southern Conference regular-season championships in school history.

CK23

- **Connor Kochera** returns for his third season at Davidson, after starting all 32 games last year.
- The William & Mary transfer became the fifth transfer and 55th player in a Davidson uniform to join the 1,000-point club on Feb. 7, 2024 with a 19-point performance against Duquesne.
- Last year, Kochera recorded five 20+ point performances, four of which occurred during Atlantic 10 Conference play, and scored in double figures 21 times, including 11 consecutive games to close out the season. He also averaged 18 points per game over the final 11 games of the year.
- In his time at William & Mary, Kochera was named the 2021 CAA Rookie of the Year.
- The fifth year captain is averaging 14.0 points per game this year, including a career-high 34 points against Eastern Michigan and six 20-point performances.

IT'S BEEN NINE YEARS...

- At Bowling Green, Davidson's big three of **Reed Bailey**, **Connor Kochera** and **Bobby Durkin** dropped 24, 23 and 20 points, respectively.
- Their efforts marked the first time that three Wildcats scored at least 20 points in a contest since Dec. 9, 2015 -- *Jack Gibbs (37), Brian Sullivan (22) and Jordan Barham (22) vs. Eastern Washington.*

FRESH FACES

- In all, Davidson returns nine letterwinners and welcomes the addition of freshmen **Manie Joses** (London, England), **Nick Coval** (Orefield, Penn.), **Phillip Kavu** (Manchester, England) and **Roberts Blums** (Riga, Latvia). The 'Cats also bring on transfers **Zach Laput** (Bentley) and **Joe Hurlburt** (Colorado).

S.W.A.T.

- Junior big man **Sean Logan** became a perimeter presence last season, setting a new single-season record for blocked shots (58), while matching the blocks per game record (1.8) and single-game blocks mark with eight against UMass on March 2, 2024.
- This season, Logan swatted 17 blocks, six of which came in game two against Bowling Green. He had 86 career blocks to date and ranked top-10 in the A-10 in blocks per game (1.55 per game) before a season-ending injury in late December.

THESE ROOTS RUN DEEP

- A look inside the Davidson basketball staff will reveal five Davidson College graduates in head coach **Matt McKillop '06**, associate head coach **Will Reigel '12** and assistant coaches **Matt Matheny '92**, **Matt Williams '16** and **Jack Gibbs '17**.
- All five of the former Wildcats played for legendary coach **Bob McKillop** during his 33-year tenure, while Matheny and Williams were two-sport athletes, both playing for the football and men's basketball teams.
- Matheny's son, **Brock Matheny**, is a junior guard for the Wildcats. He has appeared in 11 career games, making the first basket of his career, a 3-pointer, against VMI on Friday, Nov. 22, 2024. Brock was roughly three years old during Davidson's 2008 Elite Eight run, where Matt Matheny was on Bob McKillop's staff.

IT'S ALL LONDON, BABY!

- Freshman newcomer **Manie Joses** had quite the summer, suiting up for Great Britain at the FIBA U20 EuroBasket in July.
- The London native averaged 15.2 points per game during Great Britain Basketball's Division B four-game pool play, highlighted by a 21-point effort against Azerbaijan.
- One week later, Joses also competed in The One Finals with Jumpman23 - a tournament held in Paris to find the best one-on-one basketball players in the world.
- Joses has seen more action as the conference season has progressed, recording a season-best, 12-point performance against Loyola Chicago on Feb. 18. The rookie is averaging roughly 17 minutes per game since the start of February.

PLAYER DEVELOPMENT

- Player development is at the core of Davidson basketball.
- In its 10 Atlantic 10 seasons, Davidson has the most A-10 Players of the Year (4).
- The Wildcats have also had nine A-10 First Team picks and seven Second Team selections, the most combined First and Second Team picks (16) in the league.
- Davidson has also had two Third Team awardees, bringing its total to 18 All-Conference selections, the third-most in the A-10 behind only Dayton (22) and St. Bonaventure (19).

THE BUCKEYE STATE

- **Matt McKillop** has picked up a non-conference victory in Ohio in each of his first three seasons as head coach of the Wildcats.
- In his first season at the helm, Davidson erased a 21-point deficit to defeat Wright State 102-97 in overtime after *Foster Loyer* dropped a career-high 38 points inside the Nutter Center.
- The following year, the 'Cats beat Ohio University 72-69 during the Legends of Basketball Showcase from inside Rocket Mortgage FieldHouse.
- This season, Davidson defeated Bowling Green 91-85 on the road after dropping 10 3-pointers on the Falcons.
- In addition to those wins, Davidson has historically had good luck on the recruiting trail in Ohio, as *Jack Gibbs '17*, *Peyton Aldridge '18*, *Brian Sullivan '16*, *Jordan Barham '16* and *Grant Huffman '24* all hailed from the Buckeye State.
- Most recently, the Wildcats signed Devin Brown to their 2025 recruiting class, a guard out of Lewis Center, Ohio. A three-star recruit, Brown was the Ohio Capital Conference Player of the Year as a junior and a 2024 Second Team All-Ohio honoree.

PARADISE RECAP

- The Wildcats went 1-2 in the 2024 Battle 4 Atlantis down in Paradise Island.
- Davidson picked up a 69-58 victory over Providence, which previously received votes in the AP Top 25 (11/25, 3 votes), and fell to No. 24 Arizona and No. 3 Gonzaga in the premier multi-team event.
- It's the third-straight season in which **Matt McKillop's** Wildcats have earned an MTE victory.
- **Connor Kochera** (16.67 ppg) and **Reed Bailey** (15.33 ppg) ranked among the top-15 scorers in the event, while **Bobby Durkin** ranked fifth in the tournament in three-point shooting (9 3FG/3.00 per game).
- Against the Friars, Kochera recorded his second straight 20-point outing and third of the season, as the fifth-year senior finished 7-of-10 from the floor and 8-of-11 at the stripe.

OUT WITH A BANG

- Amidst Davidson's second-straight 10-3 start under head coach **Matt McKillop**, the Wildcats closed out non-conference action shooting 54 percent from the floor over four-straight halves of play (vs. Bethune-Cookman & Eastern Michigan).
- After shooting 52.9 percent from the field against Bethune-Cookman, the 'Cats torched the nets again at a 53.1 percent clip versus Eastern Michigan.
- The four-half stretch marked the first time Davidson shot 50 percent in four consecutive halves since the 'Cats did so in 2018 in back-to-back days, against Saint Louis and St. Bonaventure, to advance to the A-10 Championship game in Washington, D.C.

LEAD BY EXAMPLE

- In addition to **Connor Kochera** and **Reed Bailey's** leadership, senior walk on **Michael Katsock** was also named a team captain prior to the Wildcats game against George Mason (12/31).
- During team dinner, the coaching staff named Katsock the program's third team captain for the remainder of the season.
- "He has been superb," said head coach Matt McKillop. "He does everything you ask. He helps in so many ways and he is selfless in so many way. His effort, his attitude made this something that he absolutely earned. I'm thrilled he's going to finish his career as a captain of the Davidson basketball team."

IN BLUMS

- Davidson guard **Roberts Blums** was named Atlantic 10 Rookie of the Week on Monday, Dec. 16. The weekly honor was the first for Blums and the Wildcats this season.
- In the 2-0 week, Blums averaged 12.5 points, 1.5 assists and one rebound per game, while shooting 47.4 percent from the floor and 43.8 from 3-point range (7-of-16).
- The freshman from Latvia scored a season-best 13 points in the 75-71 win over Charlotte Dec. 10, then scored 12 in a win over Detroit Mercy (12/14). He hit a season-high four treys against the Titans.

FACTS, FIGURES & FINDINGS

- **Reed Bailey's** 19.1 points per game ranks first in the A-10 and 41st nationally.
- Bailey has also made 168 free throws this season, checking in at 11th nationally.
- **Bobby Durkin** (16th/14.2 ppg) also sits top-20 among the league's leading scorers.
- Davidson is 10-3 this season when four 'Cats reach double-figures in scoring.
- When **Zach Laput** has reached double-digits this season, the Wildcats are 8-4.
- In his career at Davidson, the 'Cats are 5-3 in games where **Bobby Durkin** leads the way in scoring. The 'Cats are also 4-0 this season when Durkin grabs double-digit rebounds.
- Davidson is 13-8 this season when **Connor Kochera** scores in double-digits.
- **Mike Loughnane** has paced the 'Cats in assists in eight games this season. Davidson is 6-2 when the point guard has done so.
- The 'Cats rank among the nation's best in assist/turnover ratio (19th/1.57).



THE MATT MCKILLOP FILE

Birthdate	March 22, 1983
Birthplace	Long Island, N.Y.
Wife	Kelsey
Children	Hazel, Rosie, Charles
High School	Charlotte Catholic

COACHING BACKGROUND

2022-pr.	Head Coach, Davidson
2016-22	Associate Head Coach, Davidson
2008-16	Assistant Coach, Davidson
2007-08	Assistant Coach, Emory

PLAYING EXPERIENCE

2002-06	Davidson
---------	----------



MATT MCKILLOP

HEAD COACH • 3RD SEASON • DAVIDSON 2006

Matt McKillop, former Davidson standout and long-time assistant coach, was named the program's 19th head men's basketball coach on June 17, 2022.

He succeeded his father, Bob McKillop, who announced his retirement, that same day, after 33 years on the Wildcats' bench.

Promoted to associate head coach prior to the 2016-17 season, McKillop joined the staff in 2008 and was involved in all aspects of the program, including recruiting, scheduling, editing video for scouting and teaching purposes, analytics and community involvement.

The 2023-24 campaign was McKillop's 16th season on the Wildcat bench and second as head coach, where he has helped his alma mater to 325 victories and a 191-90 (.679) record in conference play, which includes a 104-69 mark in the A-10 the last 10 years.

McKillop's second season at the helm tipped off with a thrilling 64-61 victory over Maryland and an appearance in the championship game of the 2023 Asheville Championship. The Wildcats also picked up a non-conference win over Charlotte and a 72-59 victory over the eventual Atlantic 10 champions, Duquesne.

During his first season, he coached Second Team All-Conference players Foster Loyer and Sam Mennenga, while leading Davidson to a 16-16 record overall, including non-conference wins over South Carolina and San Francisco.

In 2015 and 2022, the Wildcats earned the school's only NCAA at-large selections after capturing A-10 regular season titles. In 2018, Davidson accomplished another feat, claiming the program's first A-10 Tournament Championship.

Individually, seven players have received All-America and conference Player of the Year recognition, while 31 all-conference nods have been awarded during his time.

In addition to Davidson averaging almost 21 wins a year during his tenure, the Wildcats have won six regular-season conference crowns and three tournament titles, while advancing to postseason play 11 times (5 – NCAA, 5 – NIT, 1 – CBI).

McKillop has played a major role on the recruiting trail, most notably his Ohio connections, which helped the Wildcats land Brian Sullivan '16, Jack Gibbs '17, Peyton Aldridge '18 and Grant Huffman '24.

Aldridge, the 2018 Atlantic 10 Player of the Year, and Gibbs, currently rank third and fourth,

respectively, on Davidson's all-time scoring list behind Stephen Curry and John Gerdy.

Prior to making his return to Davidson, McKillop got his start in coaching at Emory University, where he served as an assistant coach for another former Wildcat guard, Jason Zimmerman.

In 2007-08, the Eagles played the nation's second-toughest schedule, which included an historic 81-76 overtime triumph over No. 1-ranked Rochester, the team's first-ever win over a top-ranked team.

The program that McKillop helped rebuild has since posted more than 300 wins under Zimmerman, while advancing to double-digit NCAA Tournaments, including the Elite Eight in 2014.

McKillop, who started 98 of the 117 games he played for the Wildcats from 2002-06, still ranks among the school's all-time leaders in 3-pointers made (223/7th), 3-pointers attempted (567/9th) and 3-point field-goal percentage (.393/7th).

He and the six other senior players that graduated from Davidson in 2006 won 77 games, recorded a perfect 16-0 Southern Conference mark in 2004-05 and made two straight postseason appearances, highlighted by the 2006 NCAA Tournament. His junior year, the Wildcats captured a pair of postseason NIT victories with road wins at VCU and Southwest Missouri State.

Following graduation, McKillop accepted an offer to play professional basketball in the Czech Republic before suffering a knee injury.

After returning to the states, he took a job with the Charlotte Bobcats in marketing.

McKillop is married to former Davidson women's tennis standout Kelsey Linville. The couple resides in the Town of Davidson with their daughters Hazel and Rosie and son, Charles.



A four-year starter for the Wildcats, Matt McKillop finished his career ranked among Davidson's all-time leaders in 3-pointers made and 3-point field-goal percentage.



MEET THE 2024-25 WILDCATS



Manie Joses #0
Fr. | F | 6-7 | 190 lbs | London, England



Reed Bailey #1
Jr. | F | 6-11 | 230 lbs | Harvard, Mass.



Bobby Durkin #2
So. | F | 6-7 | 220 lbs | Darien, Ill.




Nick Coval #3
Fr. | G | 6-2 | 175 lbs | Orefield, Penn.




Mike Loughnane #4
So. | G | 6-4 | 185 lbs | Quincey, Mass.



Joe Hurlburt #8
Jr. | F/C | 6-11 | 235 lbs | Enderlin, ND




Hunter Adam #12
So. | G | 6-7 | 220 lbs | New Zealand



Phillip Kavu #14
Fr. | G | 6-2 | 175 lbs | Manchester, England




Sean Logan #15
Jr. | F | 6-10 | 235 lbs | Westfield, N.J.



Zach Laput #20
5th | G | 6-4 | 210 lbs | Beacon Falls, Conn.




Riccardo Ghedini #22
R-Jr. | F | 6-7 | 210 lbs | Milano, Italy



Connor Kochera #23
5th | G | 6-5 | 200 lbs | Arlington Heights, Ill.




Michael Katsock #24
Sr. | F | 6-6 | 210 lbs | Washington, D.C.



Roberts Blums #45
Fr. | G | 6-4 | 200 lbs | Riga, Latvia



Luke Zimmerman #50
Sr. | G | 6-3 | 190 lbs | New York, N.Y.



Brock Matheny #51
Jr. | G | 5-10 | 155 lbs | Davidson, N.C.

2024-25 ROSTER



No.	Name	Pos.	Ht.	Wt.	Cl.	Hometown/High School/Previous School
0	Manie Joses	F	6-7	190	Fr.	London, England / NBA Global Academy
1	Reed Bailey	F	6-11	230	Jr.	Harvard, Mass. / Brewster Academy
2	Bobby Durkin	F	6-7	220	So.	Hinsdale, Ill. / IMG Academy
3	Nick Coval	G	6-2	175	Fr.	Orefield, Pa. / Parkland
4	Mike Loughnane	G	6-4	185	So.	Exeter, N.H. / Phillips Exeter Academy
8	Joe Hurlburt	F	6-11	235	Jr.	Enderlin, N.D. / Enderlin / Colorado
12	Hunter Adam	G	6-7	220	So.	Christchurch, New Zealand / Christs College of Canterbury
14	Phillip Kavu	G	6-2	175	Fr.	Manchester, England / Lake Forest Academy
15	Sean Logan	F	6-10	235	Jr.	Westfield, N.J. / Westfield
20	Zach Laput	G	6-4	210	5th	Beacon Falls, Conn. / Notre Dame-West Haven / Bentley
22	Riccardo Ghedini	G	6-7	210	R-Jr.	Milano, Italy / Collegio San Carlo
23	Connor Kochera	G	6-5	200	5th	Arlington Heights, Ill. / Saint Viator / William & Mary
24	Michael Katsock	G/F	6-6	210	Sr.	Washington, D.C. / St. Alban's
45	Roberts Blums	G	6-4	200	Fr.	Riga, Latvia / Rigas Talmācibas Vidusskola
50	Luke Zimmerman	G	6-3	190	Sr.	New York, N.Y. / Poly Prep Country Day School
51	Brock Matheny	G	5-10	155	Jr.	Davidson, N.C. / Burlington Christian Academy

STAFF

Head Coach: Matt McKillop (Davidson '06), 3rd season

Associate Head Coach: Will Reigel (Davidson '12), 12th season

Assistant Coach: Matt Matheny (Davidson '92), 19th season

Assistant Coach: Joshua Heyliger (Stonehill College '16), 6th season

Director of Operations: Matt Williams (Davidson '16), 3rd season

Director of Student-Athlete Development: Jack Gibbs (Davidson '17), 4th season

Athletic Trainer: Justin King (BYU '12), 7th season

Head Sports Performance Coach: Brian Seitz (Ohio State '11), 3rd season

PRONUNCIATION GUIDE:

Matt **McKillop**... Muh-KILL-up

Mike **Loughnane**... LOCK-nane

Riccardo **Ghedini**... Guh-DEAN-ee

Manie Joses... MAN-ee JOH-sis

Nick **Coval**... COH-vall

Phillip **Kavu**... KAH-voo

Zach **Laput**... Luh-PUT

Roberts **Blums**... Blooms not Blums

THE BIG THREE

CONNOR KOCHERA

#23

6-5 • 200 • FIFTH YEAR • GUARD • ARLINGTON HEIGHTS, IL • SAINT VIATOR / WILLIAM & MARY

2023-24: Earned Atlantic 10 All-Academic Team honors in the postseason • Served as one of four team captains • Became the fifth transfer and 55th player in a Davidson uniform to join the 1000-point club on Feb. 7 with a 19-point performance against Duquesne • Appeared and started in all 32 games as a true senior • Averaged 13.1 points per game and 4.2 rebounds per game • Shot 48.3 percent from the floor, draining 52 3-pointers • Scored a season-high 29 points in an overtime loss at St. Bonaventure (Feb. 17) • Recorded five 20+ point performances, four of which occurred during Atlantic 10 Conference play • Scored in double figures 21 times, including 11-consecutive games to close out the season • Averaged 18 points per game over the final 11 games of the season • Had 17 outings where he shot 50 percent or better, including a 10-of-12 effort against Boston University (Nov. 21).

2022-23: Appeared in all 32 games, while making 15 starts in his first season with the Wildcats • Scored in double figures seven times including five of Davidson's first six games • Hauled in a season-high 9 rebounds in season opener against Guilford (11/7) • Helped the 'Cats to a come-from-behind double-overtime win at Wright State (11/9) with 15 points on 6-of-11 shooting • Followed with three straight double-digit performances • Went 5-of-7 from the floor, including a pair of treys en route to 17 points in contest at Delaware (12/3) • Poured in a season-high 29 points in 'Cats' A-10 road win at UMass (2/4) • Finished 10-of-13 from the floor, drilling seven triples in 25 minutes off the bench against the Minutemen.

AT WILLIAM & MARY

CAA Rookie of the Year (2021)

VaSID State Rookie of the Year (2021)

CAA All-Rookie Team (2021)

One-time CAA Player of the Week

CBS Sports/USBWA National Rookie of the Week (2/1/21)

CAA Commissioner's Academic Honor Roll (2020-21, 2021-22)

Two-time CAA Rookie of the Week

REED BAILEY

#1

6-10 • 230 • JUNIOR • FORWARD • HARVARD, MA • BREWSTER ACADEMY

2023-24: Appeared and started in all 32 games during his sophomore season • Averaged 9.2 points per game, shooting 44.8 percent from the floor • Grabbed 5.8 rebounds per game • Scored a career-high and season-high 24 points at Fordham (Jan. 17) while also recording the first double-double of his career with 12 rebounds • Scored in double figures 21 times, including six 20+ point performances • Picked up three double-doubles on the season • Shot an impressive 8-of-13 from the floor against Loyola Chicago (Feb. 4) including three 3-pointers • Went 12-of-12 at the charity stripe against Fordham (Jan. 17) making him the second player (Stephen Curry) in Davidson history with multiple games going a perfect 11-11 or better from the stripe.

2022-23: Started all 32 games as a freshman • Scored in double figures five times • Recorded 10 points in his first collegiate contest against Guilford (11/7) • Backed performance against the Quakers with 15 points on 6-of-9 shooting and two treys the next time out at Wright State (11/9) • Poured in a season-high 20 points in 'Cats' home win over San Francisco (11/25) • Also finished 7-of-11 from the floor and 5-for-5 at the line against the Dons • Pulled down a personal-best nine rebounds at VCU (1/7).

Before Davidson: Served as team captain for Brewster Academy • Three-year letterwinner for Kevin Weircinski and Jason Smith • Participated in the 2021 John Wall Holiday Invitational • Also played football as a freshman and sophomore • Entire immediate family is comprised of NCAA Division I athletes.

BOBBY DURKIN

#2

6-7 • 220 • SOPHOMORE • GUARD • DARIEN, IL • GLENBARD WEST

2023-24: Appeared in all 32 games making 17 starts as a freshman • Made his first career start on Jan. 13 against George Washington • Averaged 8.5 points per game shooting 37.3 percent from the floor • Drained a team-best 59 3-pointers • Scored a career-high 18 points against Charlotte (Nov. 29) and followed suit with an Atlantic 10 Rookie of the Week honor for his performance • Shot 5-of-8 from the floor and 4-of-7 from beyond the arc in the annual Battle for the Hornets' Nest game • 15 double-digit scoring performances • Grabbed a season-high eight rebounds against Campbell (Dec. 6) and USC Upstate (Dec. 21) • Notably drained the game-winning triple against Maryland in the Asheville Championship, shooting 4-of-5 from 3-point range.

High School: Served as team captain as a senior • Captured a 2022 Illinois State Championship • Set the school record for most three's in a season (78) • Son of Bill and Joan, brother to Billy.



Official Basketball Box Score - Final
William Peace at Davidson
11/04/24 Bek Arena, Davidson
2024-25 Men's Basketball

Game Time: 7:00 PM
Game Duration: 1:44
Attendance: 2,222

Officials: Kyle Luckie, Kurt Tackett, Nick Aggrey

William Peace - 47

Record: 0-0

NO. Name	Min	FG	3P	FT	Rebounds	Fouls	TP	AS	TO	ST	Blocks	+
M-A	M-A	M-A	M-A	OR DR TOT	PF	FF	FD	BS	BA			
35 Sully Caruso	C 19:34	0-2	0-0	0-0	0 2 2	1 1	0	0	3	1	0	-20
2 Shawn Jones	G 12:34	0-1	0-0	0-0	0 2 2	1 0	0	0	2	0	0	-17
3 Michael Dulin	G 27:18	4-11	3-9	0-2	1 1 2	0 2	11	1	2	0	0	-30
11 Elijah Green	G 20:28	1-4	1-2	0-0	0 5 5	1 2	3	4	4	1	0	-28
15 Ryan Lominack	G 18:59	2-8	2-5	0-0	0 0 0	0 1	6	0	2	0	0	-30
12 Dylan McBride	15:40	3-6	2-3	0-0	0 1 1	3 2	8	1	1	0	0	-9
21 Irwin Young	16:51	0-3	0-1	1-2	0 2 2	0 2	1	1	1	0	0	-30
34 Chuks Ezeonu	18:13	0-1	0-0	1-2	0 3 3	3 2	1	0	2	0	2	-19
1 Tyler Whitehurst	20:12	5-10	2-7	2-2	2 0 2	1 1	14	1	0	0	0	-6
10 Parker Hodgson	17:13	1-3	1-1	0-0	0 4 4	0 0	3	0	4	1	0	-15
22 Elijah Calkett	09:06	0-2	0-2	0-0	0 0 0	2 0	0	1	1	1	0	3
30 Connor Ballou	02:13	0-0	0-0	0-0	0 0 0	0 0	0	0	0	0	0	-2
20 Jackson Hartzell	01:39	0-0	0-0	0-0	0 0 0	0 0	0	0	0	0	0	-2
Team					1 4 5		0	0				
Totals		16-51	11-30	4-8	4 25 29	12 14	47	9	22	4	2	-41

Shooting By Period
1 st FG% 5-24 20.8%
3PT% 3-6 50%
2 nd FG% 11-27 40.7%
3PT% 7-16 43.8%
FT% 1-2 50%
GM FG% 16-51 31.4%
3PT% 11-30 36.7%
FT% 4-8 50.0%
Dead Ball Rebounds: 2.0

Dead Ball Rebounds: 2.0

Technical Fouls: NONE

Davidson - 88

Record: 1-0

NO. Name	Min	FG	3P	FT	Rebounds	Fouls	TP	AS	TO	ST	Blocks	+
M-A	M-A	M-A	M-A	OR DR TOT	PF	FF	FD	BS	BA			
1 Reed Bailey	F 16:09	5-7	0-0	1-2	2 5 7	0 1	11	2	0	2	0	41
2 Bobby Durkin	F 21:45	6-8	3-5	0-0	0 4 4	0 0	15	4	1	0	0	32
15 Sean Logan	F 15:10	3-5	0-0	0-1	3 1 4	2 2	6	2	1	2	0	21
4 Mike Loughnane	G 15:06	2-4	1-2	2-2	0 2 2	3 1	7	4	0	0	0	26
23 Connor Kochera	G 18:54	7-10	1-1	4-4	1 4 5	0 2	19	4	1	2	0	36
12 Hunter Adam	13:52	2-3	0-1	0-0	0 0 0	3 0	4	0	1	2	2	13
20 Zach Laput	18:42	6-11	0-2	1-2	2 1 3	1 3	13	1	0	0	2	13
45 Roberts Blums	20:09	1-7	0-3	2-2	0 3 3	2 1	4	2	3	0	0	10
0 Marie Jones	13:46	1-4	0-0	0-2	2 2 4	0 1	2	0	0	1	0	2
8 Joe Hurlburt	17:02	0-3	0-2	1-2	0 6 6	1 1	1	0	1	0	0	-2
22 Riccardo Ghedini	16:31	2-4	0-1	0-0	1 4 5	1 0	4	4	0	0	0	4
24 Michael Katscock	06:12	1-1	0-0	0-0	0 0 0	1 0	2	0	1	0	0	1
51 Brock Matheny	03:52	0-3	0-0	0-0	0 0 0	0 0	0	0	0	0	0	4
50 Luke Zimmerman	02:50	0-0	0-0	0-0	0 0 0	0 0	0	0	0	0	0	4
Team					0 1 1		0	0				
Totals		36-70	5-20	11-17	11 33 44	14 12	88	23	8	14	2	41

Shooting By Period
1 st FG% 17-34 50.0%
3PT% 2-9 22.2%
FT% 8-11 72.7%
2 nd FG% 19-38 52.6%
3PT% 3-11 27.3%
FT% 3-6 50%
GM FG% 36-70 51.4%
3PT% 5-20 25.0%
FT% 11-17 64.7%
Dead Ball Rebounds: 4.0

Dead Ball Rebounds: 4.0

Technical Fouls: NONE

Biggest lead	1 (1 st 19:01)	41 (2 nd 16:11)
Best Scoring Run	8 (2 nd 14:29)	15 (1 st 5:30)
Lead Changes	2	
Times Tied	0	
Time with Lead	00:30	38:44

Points from Turnovers	4 29
Paint	6 60
Second Chance	4 12
Fast Breaks	4 22
Bench	27 30

Period by Period Scoring
1st 2nd TOT
WPU 17 30 47
DAV 44 44 88



Official Basketball Box Score - Final
ETSU at Davidson
11/06/24 Bek Arena, Davidson
2024-25 Men's Basketball

Game Time: 5:00 PM
Game Duration: 2:03
Attendance: 2,490

Officials: Ted Valentine, Eric Lewis, Jamal Spearman

ETSU - 70

Record: 5-2

NO. Name	Min	FG	3P	FT	Rebounds	Fouls	TP	AS	TO	ST	Blocks	+/-	
		M-A	M-A	M-A	OR DR TOT	PF	FF	FD	BS	BA			
0 Karon Boyd	F 30:42	3-8	2-3	1-4	3 7 10	5 2	9	1	1	0	1	-5	
22 Jaden Seymour	F 31:55	9-13	2-3	1-3	1 3 4	5 3	21	2	1	1	0	-2	
8 Davion Bradford	C 08:43	1-1	0-0	0-0	1 1 2	2 2	2	0	1	0	0	7	
1 Quimari Peterson	G 33:56	7-13	2-4	3-3	0 0 1	1 4	2	19	4	1	1	0	6
7 John Buggs III	G 34:42	5-14	4-11	0-2	0 0 0	3 2	14	1	2	0	0	1	-3
10 D.J. Hughes	13:06	1-2	0-0	0-0	3 2 5	4 1	2	0	0	0	0	-12	
21 Gabo Sisk	00:56	0-0	0-0	0-0	0 0 0	0 0	0	0	0	0	0	2	
4 Curt Lewis	10:11	0-2	0-0	1-2	0 0 0	2 1	1	0	0	2	0	-10	
5 Allen Strothers	29:07	1-2	0-1	0-0	0 1 1	2 2	2	0	2	0	0	-9	
12 Roosevelt Wheeler	01:48	0-0	0-0	0-0	0 0 0	2 0	0	0	0	0	0	-3	
2 Maki Johnson	04:53	0-1	0-1	0-0	0 0 0	0 0	0	0	0	0	0	0	-3
Team					0 1 1		0	2					
Totals		27-56	10-23	6-14	8 16 24	29 15	70	10	8	6	1	-6	

Technical Fouls: NONE

Davidson - 76

Record: 3-0

NO. Name	Min	FG	3P	FT	Rebounds	Fouls	TP	AS	TO	ST	Blocks	B+/-
		M-A	M-A	M-A	OR DR TOT	PF	FF	FD	BS	BA		
1 Reed Bailey	F 33:48	5-11	0-0	8-13	1 7 8	1 12	18	2	6	0	2	0
2 Bobby Durkin	F 35:55	4-9	1-3	4-4	1 4 5	3 13	0	2	1	0	0	-5
15 Sean Logan	F 08:54	0-0	0-0	0-1	1 2 4	0 0	0	0	1	0	0	-7
4 Mike Loughnane	G 16:05	0-2	0-2	0-0	0 1 1	1 0	0	1	0	0	0	-3
23 Connor Kochera	G 32:02	5-9	0-1	3-4	2 1 3	4 0	13	3	1	0	0	-9
12 Hunter Adam	20:40	3-4	1-2	1-4	1 2 3	3 4	8	0	0	0	0	-4
45 Roberts Blums	24:15	3-4	1-2	2-2	0 2 2	4 2	9	0	2	0	0	16
8 Joe Hurlburt	04:05	0-1	0-1	1-2	0 0 2	0 1	1	0	1	0	0	1
20 Zach Laput	22:13	6-7	0-0	2-3	1 2 3	2 3	14	0	0	1	0	-9
22 Riccardo Ghedini	02:03	0-0	0-0	0-0	0 0 0	0 0	0	0	0	0	0	1
Team					3 4 7		0	0				
Totals		26-47	3-11	21-32	12 24 36	15 29	76	6	13	2	2	1 6

Technical Fouls: NONE

Biggest lead	7 (2 nd 14:12)	11 (1 st 11:55)
Best Scoring Run	8 (2 nd 17:24)	11 (1 st 11:55)
Lead Changes	6	
Times Tied	8	
Time with Lead	11:09	24:03

Points from Turnovers	13 4
Paint	26 42
Second Chance	3 14
Fast Breaks	1 5
Bench	5 32

Period by Period Scoring
1st 2nd TOT
ETS 25 45 70
DAV 28 48 76



Official Basketball Box Score - Final
Davidson at Bowling Green
11/08/24 Shroh Center, Bowling Green
2024-25 Men's Basketball

Game Time: 7:02 PM
Game Duration: 2:11
Attendance: 1,980

Officials: Alford Smith, Edwin Young, Steve McClurkins

Davidson - 91

Record: 2-0

NO. Name		Min	FG	3P	FT	Rebounds	Fouls	TP	AS	TO	ST	Blocks	B/A
			M-A	M-A	M-A	OR DR TOT	PF	FF	FD	BS	BA		
1 Reed Bailey	F	32:41	7-11	0-0	10-13	2 6 8	3 7	24	2	2	0	0	-1
2 Bobby Durkin	F	27:59	5-8	4-6	6-6	0 5 5	3 4	20	3	1	1	0	-5
15 Sean Logan	F	25:54	1-3	0-2	0-0	0 0 0	0 4	3	2	2	0	6	-6
4 Mike Loughnane	G	24:58	1-5	1-3	0-0	0 1 1	3 0	3	2	4	1	0	1
23 Connor Kochera	G	26:11	8-12	2-4	5-6	0 6 6	3 5	23	1	3	0	0	-2
12 Hunter Adam		10:07	0-1	0-1	0-0	0 3 3	1 0	0	1	0	0	0	11
20 Zach Laput		20:11	3-10	0-1	0-0	5 3 8	2 0	6	5	1	1	0	3
45 Roberts Blums		22:47	3-10	3-8	2-3	0 2 2	1 2	11	1	0	0	0	8
8 Joe Hurlburt		03:27	1-1	0-0	0-0	0 0 0	0 0	0	2	1	0	0	3
0 Marie Jones		02:49	0-0	0-0	0-0	0 0 0	0 0	0	0	0	0	0	0
22 Riccardo Ghedini		02:56	0-0	0-0	0-0	0 0 0	1 0	0	0	0	1	0	3
Team						3 1 4		0					
Totals			29-61	10-25	23-28	10 27 37	21 21	91	18	13	4	6	5

Technical Fouls: NONE

Bowling Green - 85

Record: 0-2

NO. Name		Min	FG	3P	FT	Rebounds	Fouls	TP	AS	TO	ST	Blocks	BA	+
			M-A	M-A	M-A	OR DR TOT	PF FF FD							
6 Marcus Johnson	F	22:41	6-14	5-10	2-2	1 2 3	4 1	19	1	0	0	0	2	5
14 Sam Towns	F	32:00	3-5	0-0	0-0	2 9 11	5 4	6	2	2	0	4	0	0
23 Youssef Khayat	F	27:24	3-5	2-3	2-3	1 4 5	3 2	10	2	1	1	0	0	0
1 Trey Thomas	G	32:05	3-9	0-2	4-5	0 1 1	1 3	10	3	2	2	0	0	1
2 Javoris Campbell	G	28:19	10-13	0-0	10-12	0 1 1	4 8	30	2	4	4	0	2	0
10 Derrick Butler		20:28	1-6	1-3	1-3	0 1 1	1 2	4	0	0	3	0	0	-9
5 Bralson Green		06:08	0-0	0-0	0-0	0 0 0	0 0	0	0	0	0	0	0	-12
11 Jamai Felt		08:58	0-1	0-0	0-0	1 1 2	2 0	0	0	0	0	1	1	-10
13 Preston Squire		04:50	0-0	0-0	0-0	0 0 0	1 0	0	0	0	0	0	0	-2
3 Dallon Humphrey		10:38	1-4	1-2	0-0	0 0 0	0 0	3	1	0	0	0	0	-1
7 Wilguens Jr. Exacte		06:19	1-3	1-2	0-0	0 1 1	0 1	3	1	0	0	0	1	-2
Team						2 3 5		0	1					
Totals			28-60	10-22	19-25	7 23 30	21 21	85	12	10	5	6	6	-6



Official Basketball Box Score - Final
Arizona at Davidson
11/27/24 Atlanta's Resort, Paradise Island
2024 Bad Boy Mowers Battle 4 Atlanta

Game Time: 7:30 PM
Game Duration: 1:48
Attendance: 1,737

Officials: Tony Padilla, Darrin George, Isaac Bar, Bennett

Arizona - 104

Record: 3-2

NO. Name	Min	FG M-A	3P M-A	FT M-A	Rebounds OR DR TOT	Fouls PF FO	TP	AS	TO	ST	Blocks BS BA	±
4 Trey Townsend	F 25:06	6-11	2-4	3-3	0 4 4	1 3	17	1	3	0	0 1	27
30 Tobo Awika	F 13:51	6-10	0-0	1-3	5 5 10	4 3	13	1	1	0	0 0	2
0 Jaden Bradley	G 23:24	2-6	0-0	4-4	1 1 2	1 3	8	4	2	2	0 0	9
1 Caleb Love	G 28:15	7-13	3-7	3-3	2 3 5	1 2	20	4	2	1	0 0	13
5 KJ Lewis	G 25:17	1-3	0-0	1-1	1 9 10	1 1	3	2	3	1	1 0	22
14 Motiejus Krivas	16:53	4-4	0-0	2-3	0 4 4	4 2	10	0	2	0	2 0	12
9 Carter Bryant	14:35	1-4	1-3	0-0	2 2 2	0 1	3	0	0	1	1 0	25
13 Henri Vessaar	18:34	4-5	0-0	1-3	2 4 6	2 2	9	2	1	1	2 0	22
3 Anthony Dell'Orso	17:27	8-11	5-7	0-0	1 0 1	0 0	21	1	0	0	0 0	19
55 Conrad Martinez	06:16	0-2	0-1	0-0	0 0 0	0 0	0	0	0	0	0 0	8
11 Liam Lloyd	02:36	0-0	0-0	0-0	2 2 2	0 0	0	0	0	1	0 0	3
15 Grant Weltman	02:36	0-0	0-0	0-0	0 0 0	0 0	0	0	0	0	0 0	3
Team					0 1 1		0		0			
Totals		39-69	11-22	15-20	12 35 47	14 17	104	15	14	7	6 1	33

Technical Fouls: NONE

Davidson - 71

Record: 4-1

NO. Name	Min	FG M-A	3P M-A	FT M-A	Rebounds OR DR TOT	Fouls PF FO	TP	AS	TO	ST	Blocks BS BA	±
1 Reed Bailey	F 24:22	3-11	0-2	3-4	1 3 4	2 6	9	2	2	0	0 1	-18
2 Bobby Durkin	F 30:51	5-14	5-10	0-0	2 4 6	1 0	15	5	0	1	0 0	-17
15 Sean Logan	F 20:23	3-5	1-1	0-1	3 2 5	3 2	7	0	1	2	1 1	-22
4 Mike Loughrane	G 26:16	2-4	2-3	0-0	0 4 4	1 0	6	2	2	1	0 1	-17
23 Connor Kochera	G 28:58	8-18	1-5	3-3	0 4 4	2 3	20	2	4	1	0 2	-22
12 Hunter Adam	10:54	0-0	0-0	0-0	0 1 1	0 1	0	1	1	1	0 0	-1
8 Joe Hurburt	08:49	1-5	0-3	0-0	1 0 1	1 0	2	0	1	0	0 1	-4
20 Zach Laput	21:59	2-5	1-4	0-0	1 1 2	3 1	5	2	0	2	0 0	-26
22 Riccardio Ghedini	07:54	0-0	0-0	0-0	0 0 0	0 0	0	1	0	0	0 0	-19
45 Roberts Blums	21:28	3-9	1-6	0-0	0 1 1	3 1	7	1	0	0	0 0	-13
0 Manie Joses	01:06	0-0	0-0	0-0	0 0 0	0 0	0	0	0	0	0 0	-6
Team					2 1 3		0		1			
Totals		27-71	11-34	6-8	10 21 31	17 14	71	16	12	8	1 6	-33

Technical Fouls: NONE

	ARZ	DAV
Biggest lead	35 (2 nd 0:59)	7 (1 st 16:12)
Best Scoring Run	14 (2 nd 4:08)	11 (2 nd 12:25)
Lead Changes	3	
Times Tied	3	
Time with Lead	31:52	06:43

Points from Turnovers	ARZ	DAV
Paint	50	28
Second Chance	17	12
Fast Breaks	13	1
Bench	43	14

Period by Period Scoring	1st	2nd	TOT
ARZ	49	55	104
DAV	37	34	71

Shooting By Period	
1 st FG%	15-38 39.5%
3PT%	5-15 33.3%
FT%	2-2 100%
2 nd FG%	12-33 36.4%
3PT%	6-19 31.6%
FT%	4-6 66.7%
GM FG%	27-71 38.0%
3PT%	11-34 32.4%
FT%	6-8 75.0%

Dead Ball Rebounds: 1-0



Official Basketball Box Score - Final
Davidson at Providence

Game Time: 7:30 PM
Game Duration: 1:58
Attendance: 760

Officials: Gary Maxwell, Jason Phillips, Will Howard

Davidson - 69

Record: 5-1

NO. Name	Min	FG M-A	3P M-A	FT M-A	Rebounds OR DR TOT	Fouls PF FO	TP	AS	TO	ST	Blocks BS BA	±
1 Reed Bailey	F 35:01	6-13	1-3	5-6	2 9 11	2 6	18	4	2	1	0 1	9
2 Bobby Durkin	F 33:23	7-12	4-8	2-2	0 4 4	4 1	20	1	1	0	0 0	11
15 Sean Logan	F 16:49	1-2	0-1	2-2	0 2 2	3 1	4	0	0	0	1 0	7
4 Mike Loughrane	G 30:30	1-3	1-2	0-0	0 3 3	1 0	3	3	1	1	1 0	6
23 Connor Kochera	G 34:43	7-10	0-0	8-11	0 5 5	1 6	22	1	1	0	1 0	8
12 Hunter Adam	17:22	1-3	0-0	0-0	1 1 2	3 2	2	2	0	0	0 1	12
45 Roberts Blums	23:41	0-5	0-5	0-0	0 2 2	1 2	0	1	1	0	0 0	1
20 Zach Laput	08:31	0-1	0-0	0-0	0 1 1	1 0	0	0	0	0	0 1	1
Team					1 3 4		0		2			
Totals		23-49	6-19	17-21	4 30 34	16 18	69	12	6	2	3 3	11

Technical Fouls: NONE

Providence - 58

Record: 5-2

NO. Name	Min	FG M-A	3P M-A	FT M-A	Rebounds OR DR TOT	Fouls PF FO	TP	AS	TO	ST	Blocks BS BA	±
2 Christ Essandoko	F 12:11	1-4	0-0	1-2	1 1 2	0 1	3	0	0	0	1 0	-3
0 Wesley Cardet	G 31:58	4-11	2-2	3-3	1 3 4	1 3	13	1	1	0	0 0	-4
1 Jayden Pierre	G 38:47	5-12	4-8	0-0	0 2 2	2 2	14	1	0	0	0 1	-10
7 Bensley Joseph	G 27:55	2-9	1-4	3-4	1 3 4	3 2	8	0	1	1	0 0	-17
14 Corey Floyd, Jr.	G 23:13	2-6	0-2	2-3	0 3 3	0 0	6	3	0	1	0 1	-13
55 Oswin Erhunmwunse	18:38	1-7	0-0	1-2	9 2 11	4 2	3	2	0	0	2 1	-4
4 Justyn Fernandez	02:51	0-0	0-0	0-0	0 0 0	0 0	0	1	0	1	0 0	-3
3 Jabri Abdur-Rahim	17:32	1-5	1-5	2-2	0 3 3	3 2	5	0	0	1	0 0	1
10 Rich Barron	08:13	0-1	0-0	0-0	0 2 2	0 1	0	0	0	0	0 0	-8
5 Anton Bonke	01:59	0-0	0-0	0-0	0 0 0	0 0	1	0	0	2	0 0	-5
11 Ryan Mela	12:02	2-3	0-0	2-2	0 2 2	1 1	6	1	0	1	0 0	6
12 Eli DeLaurier	04:41	0-0	0-0	0-0	0 0 0	0 3	1	0	0	0	0 0	-3
Team					1 3 4		0		1			
Totals		18-58	8-21	14-18	13 24 37	18 16	58	8	6	4	3 3	-11

Technical Fouls: NONE

	DAV	PRO
Biggest lead	22 (2 nd 19:40)	0 (1 st 20:00)
Best Scoring Run	10 (1 st 8:50)	7 (2 nd 7:00)
Lead Changes	0	
Times Tied	0	
Time with Lead	39:32	00:00

Points from Turnovers	DAV	PRO
Paint	32	20
Second Chance	3	6
Fast Breaks	3	4
Bench	2	14

Period by Period Scoring	1st	2nd	TOT
DAV	38	31	69
PRO	18	40	58



Official Basketball Box Score - Final
Davidson at Providence

Game Time: 7:30 PM
Game Duration: 1:58
Attendance: 760

Officials: Gary Maxwell, Jason Phillips, Will Howard

Davidson - 69

Record: 5-1

NO. Name	Min	FG M-A	3P M-A	FT M-A	Rebounds OR DR TOT	Fouls PF FO	TP	AS	TO	ST	Blocks BS BA	±
1 Reed Bailey	F 35:01	6-13	1-3	5-6	2 9 11	2 6	18	4	2	1	0 1	9
2 Bobby Durkin	F 33:23	7-12	4-8	2-2	0 4 4	4 1	20	1	1	0	0 0	11
15 Sean Logan	F 16:49	1-2	0-1	2-2	0 2 2	3 1	4	0	0	0	1 0	7
4 Mike Loughrane	G 30:30	1-3	1-2	0-0	0 3 3	1 0	3	3	1	1	0 0	6
23 Connor Kochera	G 34:43	7-10	0-0	8-11	0 5 5	1 6	22	1	1	0	1 0	8
12 Hunter Adam	17:22	1-3	0-0	0-0	1 1 2	3 2	2	0	0	0	0 1	12
45 Roberts Blums	23:41	0-5	0-5	0-0	0 2 2	1 2	0	1	1	0	0 0	1
20 Zach Laput	08:31	0-1	0-0	0-0	0 1 1	1 0	0	0	0	0	0 1	1
Team					1 3 4		0		2			
Totals		23-49	6-19	17-21	4 30 34	16 18	69	12	6	2	3 3	11

Technical Fouls: NONE

Providence - 58

Record: 5-2

NO. Name	Min	FG M-A	3P M-A	FT M-A	Rebounds OR DR TOT	Fouls PF FO	TP	AS	TO	ST	Blocks BS BA	±
2 Christ Essandoko	F 12:11	1-4	0-0	1-2	1 1 2	0 1	3	0	0	0	1 0	-3
0 Wesley Cardet	G 31:58	4-11	2-2	3-3	1 3 4	1 3	13	1	1	0	0 0	-4
1 Jayden Pierre	G 38:47	5-12	4-8	0-0	0 2 2	2 1	14	1	0	0	0 1	-10
7 Bensley Joseph	G 27:55	2-9	1-4	3-4	1 3 4	3 2	8	0	1	1	0 0	-17
14 Corey Floyd, Jr.	G 23:13	2-6	0-2	2-3	0 3 3	0 0	6	3	0	1	0 1	-13
55 Oswin Erhunmwunse	18:38	1-7	0-0	1-2	9 2 11	4 2	3	2	0	0	2 1	-4
4 Justyn Fernandez	02:51	0-0	0-0	0-0	0 0 0	0 0	0	1	0	0	0 0	-3
3 Jabri Abdur-Rahim	17:32	1-5	1-5	2-2	0 3 3	3 2	5	0	0	1	0 0	1
10 Rich Barron	08:13	0-1	0-0	0-0	0 2 2	0 1	0	0	0	0	0 0	-8
5 Anton Bonke	01:59	0-0	0-0	0-0	0 0 0	0 0	1	0	0	2	0 0	-5
11 Ryan Mela	12:02	2-3	0-0	2-2	0 2 2	1 1	6	1	0	1	0 0	6
12 Eli DeLaurier	04:41	0-0	0-0	0-0	0 0 0	0 3	1	0	0	0	0 0	-3
Team					1 3 4		0		1			
Totals		18-58	8-21	14-18	13 24 37	18 16	58	8	6	4	3 3	-11

Technical Fouls: NONE

	DAV	PRO
Biggest lead	22 (2 nd 19:40)	0 (1 st 20:00)
Best Scoring Run	10 (1 st 8:50)	7 (2 nd 7:00)
Lead Changes	0	
Times Tied	0	
Time with Lead	39:32	00:00

Points from Turnovers	DAV	PRO
Paint	32	20
Second Chance	3	6
Fast Breaks	3	4
Bench	2	14

Period by Period Scoring	1st	2nd	TOT
DAV	38	31	69
PRO	18	40	58

Shooting By Period	
1 st FG%	5-28 17.9%
3PT%	4-11 36.4%
FT%	4-6 66.7%
2 nd FG%	13-30 43.3%
3PT%	4-10 40.0%
FT%	9-13 69.2%
GM FG%	23-49 46.9%
3PT%	8-21 38.1%
FT%	14-18 77.8%

Dead Ball Rebounds: 1-0



Official Basketball Box Score - Final
Charleston So. at Davidson

Game Time: 7:00 PM
Game Duration: 1:54
Attendance: 2,339

Officials: Roger Ayers, Ron Groover, Clarence Armstrong

Charleston So. - 72

Record: 3-8

NO. Name	Min	FG	M	A	3P	M	A	FT	M	A	Reb	F	TS	TP	AS	TO	ST	Blocks	±
2 Tajel Kelly	F 40:00	9	19	1	1	3	6	7	11	7	2	3	22	2	5	0	0	1	+1
23 Reis Jones	F 20:09	0	1	0	1	0	1	4	0	3	3	4	2	1	0	1	0	1	0
30 Thompson Camara	F 21:52	2	6	1	3	0	2	1	3	2	0	5	2	0	1	0	0	1	8
7 Daylen Brien	G 40:00	4	10	4	2	5	12	1	0	10	1	1	11	4	3	1	0	0	-1
22 RJ Johnson	G 40:00	6	13	1	4	0	2	0	2	10	2	2	17	3	3	0	0	0	-1
1 Lamar Oden Jr	F 31:14	5	10	4	8	0	2	0	1	0	1	0	11	0	0	0	0	0	-1
8 Jaylon Gibson	06:46	1	2	0	0	1	0	1	0	1	3	0	2	0	0	0	0	0	-11
Team						2	2	4	0	0	0	0	0	0	0	0	0	0	0
Totals		27	59	9	21	9	18	11	27	38	15	10	72	10	11	3	1	2	-1

Technical Fouls:NON



Official Basketball Box Score - Final
Charlotte at Davidson
12/10/24 Bek Arena, Davidson
2024-25 Men's Basketball

Game Time: 7:00 PM
Game Duration: 1:59
Attendance: 3,126

Officials: AJ Desai, Tony Henderson, Anthony Eades

Charlotte - 71

Record: 5-4

NO.	Name	Min	FG	3P	FT	Rebounds	Fouls	TP	AS	TO	ST	Blocks	+/-
			M.A.	M.A.	M.A.	OR DR TOT	PF PD					BS BA	
20	Robert Braswell	F 31:33	3-8	1-3	6-8	3 2 5	2 4 13	0	1	0	1	1	-2
21	Dean Reiber	F 24:04	4-7	1-2	2-2	3 4 7	1 2 11	1	0	1	0	1	0
77	Nika Metakvarishvili	F 13:32	0-1	0-0	0-0	1 1 2	1 0 0	1	0	0	0	0	-8
10	Nik Graves	G 38:00	7-15	3-7	6-9	0 3 3	2 6 23	3	0	1	0	1	-1
22	Jashshon Thomas	G 35:06	7-12	2-6	0-0	1 3 4	3 1 16	1	1	0	1	0	0
55	Isaiah Fokes	06:54	1-1	0-0	0-0	0 1 1	2 0 2	0	3	0	0	0	-7
31	Nick Richart	08:44	0-0	0-0	0-0	0 0 0	1 1 0	2	0	1	0	0	0
24	Rich Rolf	26:28	3-7	0-3	0-0	2 3 5	0 0 6	0	0	0	0	0	1
7	Kylan Blackmon	08:27	0-1	0-1	0-0	0 1 1	3 0 0	1	0	1	0	0	-2
11	Aleks Szymczyk	07:12	0-2	0-1	0-0	1 1 2	0 0 0	1	1	0	0	0	-1
Team													
Totals			25-54	7-23	14-19	13 20 33	15 14 71	10	5	4	3	4	4

Technical Fouls: NONE

Shooting By Period	
1 st FG%	16-26 61.5%
3PT%	6-13 46.2%
FT%	6-8 75%
2 nd FG%	9-28 32.1%
3PT%	1-10 10.0%
FT%	8-11 72.7%
GM FG%	25-54 46.3%
3PT%	7-23 30.4%
FT%	14-19 73.7%

Dead Ball Rebounds: 1, 0

Davidson - 75

Record: 7-2

NO.	Name	Min	FG	3P	FT	Rebounds	Fouls	TP	AS	TO	ST	Blocks	+/-
			M.A.	M.A.	M.A.	OR DR TOT	PF PD					BS BA	
1	Reed Bailey	F 35:24	7-11	0-0	4-6	3 4 7	3 3 18	5	1	1	3	0	6
2	Bobby Durkin	F 35:13	5-11	4-9	0-0	0 3 3	1 0 14	2	0	2	0	1	5
15	Sean Logan	F 22:27	3-4	0-1	1-2	3 1 4	3 2 7	1	0	0	1	0	-1
4	Mike Loughnane	G 25:14	2-3	1-2	0-0	0 5 5	0 0 5	4	2	0	0	0	5
23	Connor Kochera	G 30:55	3-9	0-4	5-9	0 3 3	4 6 11	0	2	1	0	1	-1
12	Hunter Adam	02:37	0-1	0-1	0-0	0 0 0	1 0 0	0	0	0	0	0	-2
20	Zach Laput	26:07	2-6	2-4	1-2	5 2 7	0 4 7	4	1	0	0	1	5
45	Roberts Blums	22:03	5-10	3-8	0-0	0 0 0	2 0 13	1	0	0	0	0	3
Team													
Totals			27-55	10-29	11-19	14 20 34	15 15 75	17	6	4	4	3	4

Technical Fouls: NONE

Shooting By Period	
1 st FG%	14-30 46.7%
3PT%	6-17 35.3%
FT%	7-9 77.8%
2 nd FG%	13-25 52.0%
3PT%	4-12 33.3%
FT%	4-10 40%
GM FG%	27-55 49.1%
3PT%	10-29 34.5%
FT%	11-19 57.9%

Dead Ball Rebounds: 2, 0

	CLT	DAV	Period by Period Scoring			
Biggest lead	12 (1 st 9:54)	14 (2 nd 6:56)	Turnovers	2	8	
Best Scoring Run	7 (1 st 16:58)	10 (1 st 4:26)	Paint	28	30	
Lead Changes	4		Second Chance	15	19	
Times Tied	4		Fast Breaks	0	2	
Time with Lead	16:21	20:22	Bench	8	20	
				1st	2nd	TOT
			CLT	44	27	71
			DAV	41	34	75



Official Basketball Box Score - Final
Davidson at Temple
12/19/24 The Liacouras Center, Philadelphia
2024-25 Men's Basketball

Game Time: 7:00 PM
Game Duration: 1:57
Attendance: 2,472

Officials: Doug Shotts, Ted Valentine, Jeb Harshness

Davidson - 61

Record: 8-3

NO.	Name	Min	FG	3P	FT	Rebounds	Fouls	TP	AS	TO	ST	Blocks	+/-
			M.A.	M.A.	M.A.	OR DR TOT	PF PD					BS BA	
1	Reed Bailey	F 38:23	9-19	0-0	8-10	2 4 6	3 8 26	4	2	0	0	3	5
2	Bobby Durkin	F 32:44	5-12	4-8	0-0	0 3 3	2 0 14	0	1	2	0	1	-5
15	Sean Logan	F 06:12	0-2	0-0	0-0	1 0 1	2 0 0	0	0	0	0	0	-2
4	Mike Loughnane	G 23:58	1-2	1-1	0-0	0 4 4	0 0 3	1	2	2	0	0	-5
23	Connor Kochera	G 33:44	3-12	2-8	0-0	1 3 4	0 2 8	3	1	3	1	1	-3
12	Hunter Adam	14:29	1-4	0-2	0-0	3 1 4	2 0 2	2	0	1	0	0	3
20	Zach Laput	30:19	4-8	0-2	0-0	2 1 3	3 1 8	3	1	0	0	0	-2
8	Joe Hurlburt	03:51	0-0	0-0	0-0	0 0 0	0 0 0	0	0	1	0	0	3
45	Roberts Blums	16:20	0-3	0-3	0-2	0 5 5	0 1 0	0	0	0	0	0	1
Team													
Totals			23-62	7-24	8-12	14 23 37	12 12 61	11	10	7	1	5	-1

Technical Fouls: NONE

Shooting By Period	
1 st FG%	12-30 40.0%
3PT%	4-11 36.4%
FT%	3-4 75%
2 nd FG%	11-32 34.4%
3PT%	3-13 23.1%
FT%	5-8 62.5%
GM FG%	23-62 37.1%
3PT%	7-24 29.2%
FT%	8-12 66.7%

Dead Ball Rebounds: 3, 0

Temple - 62

Record: 7-4

NO.	Name	Min	FG	3P	FT	Rebounds	Fouls	TP	AS	TO	ST	Blocks	+/-
			M.A.	M.A.	M.A.	OR DR TOT	PF PD					BS BA	
2	Steve Settle	F 35:49	1-8	1-5	3-4	0 6 6	2 2 6	0	1	1	3	1	8
11	Babatunde Durodola	F 14:01	0-0	0-0	1-2	1 5 6	3 1 1	0	1	0	0	0	-9
3	Lynn Greer III	G 19:18	2-8	0-3	0-0	0 2 2	0 0 4	1	2	0	0	0	-13
24	Jamal Mashburn, Jr.	G 34:13	7-16	1-4	4-4	0 3 3	1 3 19	1	0	2	0	0	1
25	Aden Tobiasan	G 10:06	0-1	0-1	0-0	0 1 1	0 0 0	0	0	0	0	0	-2
0	Quante Berry	26:28	5-6	1-2	0-0	2 2 4	1 0 11	2	1	2	0	0	0
22	Elijah Gray	17:53	5-7	0-1	3-4	4 2 6	3 13 0	1	0	0	0	0	11
55	Shane Dezonie	30:53	3-7	0-2	2-2	2 4 6	2 3 8	3	4	1	2	0	4
8	Dillon Batie	04:02	0-0	0-0	0-0	0 0 0	0 0 0	0	0	0	0	0	-5
34	Matteo Picarelli	07:17	0-1	0-1	0-0	0 0 0	0 0 0	0	0	0	0	0	4
Team													
Totals			23-54	3-19	13-16	10 26 36	12 12 62	7	10	6	5	1	1

Technical Fouls: NONE

	DAV	TEM							
Biggest lead	11 (2 nd 16:12)	3 (1 st 18:27)	Points from Turnovers	DAV	TEM	Period by Period Scoring			
Best Scoring Run	9 (1 st 7:17)	6 (2 nd 4:56)	Paint	13	10	DAV	1st	2nd	TOT
Lead Changes	6	8	Second Chance	32	32		31	30	61
Times Tied	3		Fast Breaks	20	10	TEM	24	38	62
Time with Lead	33:44	03:50	Bench	3	8				



Official Basketball Box Score - Final
Detroit Mercy at Davidson
12/14/24 Bek Arena, Davidson
2024-25 Men's Basketball

Game Time: 7:00 PM
Game Duration: 1:47
Attendance: 2,203

Officials: Ron Tyburski, Trey Snyers, John Cahil Jr

Detroit Mercy - 51

Record: 5-7

NO.	Name	Min	FG	3P	FT	Rebounds	Fouls	TP	AS	TO	ST	Blocks	+/-
			M.A.	M.A.	M.A.	OR DR TOT	PF PD					BS BA	
2	Miles Mitchell	F 18:39	1-4	0-0	0-0	3 3 6	2 0 2	0	0	0	1	1	-10
4	Legend Geeter	F 27:21	6-11	5-8	0-0	0 3 3	3 0 17	0	2	2	1	0	-22
5	Orlando Lovejoy	G 33:25	2-12	0-0	1 2 3	4 1 4	4 2 4	1	1	1	0	0	-27
8	Grant Gondrezick II	G 30:02	6-15	1-2	0-2	0 1 1	0 1 3	1	2	0	0	0	-27
10	Nate Johnson	G 27:44	2-6	0-2	4-4	1 3 4	3 2 10	0	5	1	0	0	-21
33	TJ Nadesau	18:32	0-6	0-2	3-4	0 1 1	2 5 3	0	2	0	0	0	-21
14	Peter Fuchs, Jr.	06:09	0-2	0-1	0-0	0 0 0	0 0 0	0	0	0	0	0	-8
23	Stephen Okoro	17:02	0-3	0-0	0-0	2 0 2	0 0 0	0	0	0	0	0	-21
30	Ryan Kalambay	16:58	1-1	0-0	0-2	3 3 6	2 1 2	2	0	1	1	0	-17
7	Chase Kuiper	04:08	0-0	0-0	0-0	1 1 1	0 0 0	0	0	0	0	0	-5
Team													
Totals			19-60	6-17	7-12	12 18 30	16 10 51	7	13	8	4	5	-35

Technical Fouls: NONE

Shooting By Period	
1 st FG%	6-29 20.7%
3PT%	2-6 33.3%
FT%	2-4 50%
2 nd FG%	13-31 41.9%
3PT%	4-11 36.4%
FT%	5-8 62.5%
GM FG%	19-60 31.7%
3PT%	6-17 35.3%
FT%	7-12 58.3%

Dead Ball Rebounds: 2, 0

Davidson - 86

Record: 8-2

NO.	Name	Min	FG	3P	FT	Rebounds	Fouls	TP	AS	TO	ST	Blocks	+/-
			M	A	M	OR	DR	TOT	PF	PD		BS	BA
1	Reed Bailey	F 29:13	6-11	2-2	3-4	1	6	7	1	5	17	3	3
2	Bobby Durkin	F 25:16	6-9	4-6	3-4	1	4	5	0	2	19	3	1
15	Sean Logan	F 21:00	1-3	0-0	1-2	5	5	10	1	2	3	0	1
4	Mike Loughnane	G 20:33	1-4	1-3	0-0	0	1	1	1	0	3	0	2
23	Connor Kochera	G 23:28	8-10	1-3	0-0	0	6	6	0	2	17	2	0
12	Hunter Adam	16:21	1-4	1-4	0-0	0	2	2	1	0	3	0	1
20	Zach Laput	16:53	2-5	1-3	2-2	1	2	3	2	2	7	0	1
45	Roberts Blums	15:33	4-9	4-8	0-0	2	2	2	1	1	12	2	5
8	Joe Hurburt	11:07	0-1	0-0	2-2	2	2	4	1	2	2	1	1
0	Manie Jones	07:45	0-1	0-1	0-0	2	0	2	0	0	0	1	1
22	Riccardo Ghedinì	10:00	0-3	0-3	0-0	0	0	0	1	0	1	0	1
40	Nicholas Katsouk	00:57	1-1	1-1	0-0	0	0	0	0	0	3	0	0
50	Luke Zimmerman	00:57	0-0	0-0	0-0	1	1	0	0	0	0	0	0
51	Block Matheny	00:57	0-0	0-0	0-0	0	0	0	0	0	0	0	0
Team						1	1	2	0	0	0	0	0
Totals			30-61	15-34	11-14	13	32	45	10	18	86	18	9
												5	4
												35	35



Official Basketball Box Score - Final
Eastern Mich. at Davidson
12/29/24 Bell Arena, Davidson
2024-25 Men's Basketball

Game Time: 2:00 PM
Game Duration: 2:01
Attendance: 3,066

Officials: Lee Cassell, Jerry Henery, Doug Simons

Eastern Mich. - 64

Record: 6-6

NO.	Name	Min	FG	3P	FT	Rebounds	Fouls	TP	AS	TO	ST	BS	Blocks	+/-
			M-A	M-A	M-A	OR	DR	PF	FD	PF	FD	PF	FD	
1	Jalen Billingsley	F 20:49	4-8	1-1	3-5	2	1	3	5	4	12	1	2	0
2	Da'Sean Nelson	F 32:30	5-9	1-1	5-5	3	3	4	2	7	16	1	6	0
3	Jalen Terry	G 37:18	2-11	2-11	0-0	0	4	3	0	6	6	1	0	0
10	Dillon Tingler	G 17:39	2-5	2-4	0-0	0	3	3	1	0	6	0	0	0
30	Christian Henry	G 28:05	2-9	1-3	0-0	0	3	3	1	2	5	1	0	0
9	Trey Pettigrew	06:52	1-1	1-1	0-0	0	0	0	0	0	3	0	0	0
22	Yusuf Jihad	09:56	1-2	0-1	0-0	0	0	0	4	1	2	1	0	0
44	Arne Osogbo	27:43	4-10	1-5	1-1	0	1	1	4	1	10	0	0	0
13	Godslove Nwabude	08:17	2-2	0-0	0-1	1	1	2	2	4	1	1	0	0
33	John Shanu II	05:50	0-0	0-0	0-0	0	2	2	2	0	0	0	0	0
5	Julian Lewis	04:13	0-0	0-0	0-0	0	0	0	0	0	0	0	0	0
7	Mario Brunetto	00:24	0-0	0-0	0-0	0	0	0	0	0	0	0	0	0
45	Cooper Smith	00:24	0-0	0-0	0-0	0	0	0	0	0	0	0	0	0
Team														
Totals			23-57	9-27	9-12	4	19	23	25	17	64	12	11	4

Technical Fouls:Coach 2nd 6:33

Shooting By Period	
1 st FG%	7-30 23.3%
3PT%	2-14 14.3%
FT%	5-7 71.4%
2 nd FG%	16-27 59.3%
3PT%	7-13 53.8%
FT%	4-5 80%
GM FG%	23-57 40.4%
3PT%	9-27 33.3%
FT%	9-12 75.0%

Dead Ball Rebounds: 2, 0



Official Basketball Box Score - Final
Davidson at George Mason
12/31/24 EagleBank Arena, Fairfax
2024-25 Men's Basketball

Game Time: 2:00 PM
Game Duration: 1:46
Attendance: 3,105

Officials: Jeffery Clark, Wally Kutsky, Sean Hull

Davidson - 57

Record: 10-4 (0-1)

NO.	Name	Min	FG	3P	FT	Rebounds	Fouls	TP	AS	TO	St	Blocks	+/-	
1	Reed Bailey	F 28:49	8-12	0-0	4-6	3	3	4	7	20	2	4	-14	
2	Bobby Durkin	F 36:35	3-12	3-7	1-2	0	9	9	1	4	10	1	-8	
4	Mike Loughrane	G 22:56	1-1	1-1	0-0	0	0	0	0	3	2	2	-12	
20	Zach Laput	G 34:05	4-11	2-4	1-1	2	0	2	2	1	11	0	-17	
23	Connor Kochera	G 36:46	1-5	0-2	0-0	0	4	4	0	1	2	4	-15	
8	Joe Hurlburt	10:05	0-3	0-3	0-0	0	1	1	1	0	0	1	-1	
12	Hunter Adam	18:41	4-4	3-3	0-0	1	0	1	4	0	11	1	6	
45	Roberts Blums	12:04	0-2	0-2	0-0	0	1	1	2	0	0	1	1	
Team												0		
Totals			21-50	9-22	6-11	3	18	21	14	13	57	12	10	6

Technical Fouls:NONE

Shooting By Period	
1 st FG%	12-26 46.2%
3PT%	4-11 36.4%
FT%	2-6 33.3%
2 nd FG%	9-24 37.5%
3PT%	5-11 45.5%
FT%	4-5 80%
GM FG%	21-50 42.0%
3PT%	9-22 40.9%
FT%	6-11 54.5%

Dead Ball Rebounds: 3, 0

George Mason - 69

Record: 10-4 (1-0)

NO.	Name	Min	FG		3P		FT		Rebounds		Fouls		TP		AS		TO		Blocks		+/-
			M-A	M-A	M-A	M-A	OR	DR	TOT	PF	FD	PF	FD	PF	FD	PF	FD	PF	FD	PF	
10	Zach Anderson	F 25:07	1-4	1-4	4-4	0	1	1	1	2	7	4	1	1	0	0	0	0	0	0	9
11	Jalen Haynes	F 30:45	6-7	0-1	4-5	1	4	5	4	6	16	0	3	0	1	0	0	0	0	0	16
2	Woody Newton	G 18:13	3-5	1-3	1-4	0	4	4	4	2	8	0	0	0	1	0	0	0	0	0	13
4	Brayden O'Connor	G 31:36	7-9	4-5	1-2	0	4	4	2	1	19	3	1	0	0	0	0	1	1	1	11
13	Darius Maddox	G 32:05	3-10	1-3	2-2	0	4	4	0	1	9	1	1	1	1	0	0	0	0	0	6
0	K.D. Johnson	05:16	0-0	0-0	0-0	0	0	0	0	0	0	0	0	0	0	0	0	0	0	0	-1
1	Jared Billups	28:47	2-5	1-4	0-0	1	5	6	1	0	5	2	1	2	0	0	0	0	0	0	8
5	Giovanni Emejuru	10:37	2-3	0-0	0-2	2	4	6	1	1	4	0	1	0	0	2	0	0	0	0	-3
23	Justin Begg	17:34	0-0	0-0	1-2	0	1	1	0	1	1	4	2	1	0	0	0	0	0	0	2
Team																					+/-
Totals			24-43	8-20	13-21	4	28	32	13	14	69	14	10	5	5	1	2	1	2	1	12

Technical Fouls:NONE

Points from Turnovers		Points from Second Chance		Points from Fast Breaks		Points from Bench	
DAV	MASON	DAV	MASON	DAV	MASON	DAV	MASON
1 (1 st 18:24)	15 (2 nd 2:06)	9	18	5	2	11	10
Best Scoring Run	6 (1 st 8:25)	7 (1 st 13:53)	18	30	27	57	
Lead Changes	4	2	35	34	69		
Times Tied	3	0	34	35	69		
Time with Lead	00:30	35:07	34	35	69		

Davidson - 86

Record: 10-3

NO.	Name	Min	FG		3P		FT		Reb		Fouls		TP		AS		TO		Blocks		+/-					
			M	A	M	A	M	A	OR	DR	OT	PF	FD	PF	FD	PF	FD	PF	FD	PF		FD				
1	Reed Bailey	F 26:32	1	4	0	0	4	5	4	5	3	4	6	2	1	0	0	0	0	0	15					
2	Bobby Durkin	F 32:16	5	11	3	7	4	5	1	3	17	3	0	2	0	0	0	0	0	0	30					
4	Mike Loughrane	G 28:05	4	6	4	6	0	0	2	2	0	0	12	4	2	0	0	0	0	0	24					
20	Zach Laput	G 32:54	4	9	2	3	0	1	6	7	4	2	10	2	0	1	0	0	0	0	25					
23	Connor Kochera	G 36:01	11	13	3	4	9	12	1	4	5	1	9	34	3	2	1	0	0	0	23					
8	Joe Hurlburt	12:27	0	0	4	6	2	2	4	2	4	0	1	0	0	1	0	0	0	0	12					
12	Hunter Adam	14:38	0	1	0	1	1	2	1	2	3	2	1	0	0	0	0	0	0	0	-2					
45	Roberts Blums	12:05	1	5	0	3	0	0	3	3	1	0	2	2	2	0	0	0	0	0	1					
22	Riccardo Ghedini	01:59	0	0	0	0	0	0	0	0	0	0	0	0	0	0	0	0	0	0	-3					
24	Michael Katsos	01:01	0	0	0	0	0	0	0	0	0	0	0	0	0	0	0	0	0	0	-5					
50	Luke Zimmerman	01:01	0	0	0	0	0	0	1	1	0	0	0	0	0	0	1	0	0	0	-5					
51	Brook Matheny	01:01	0	0	0	0	0	0	0	0	0	0	0	0	0	0	0	0	0	0	-5					
Team									0			2		0		0		1								
Totals			26-49			12-24			22-31			6			30			36			17			24		



Official Basketball Box Score - Final
Davidson at La Salle
01/15/25 John E. Glaser Arena, Philadelphia
La Salle vs Davidson

Game Time: 6:30 PM
Game Duration: 1:53
Attendance: 1,305

Officials:

Davidson - 76

Record: 12-5 (2-2)

NO. Name	Min	FG M-A	3P M-A	FT M-A	Rebounds OR DR TOT	Fouls PF FD	TP	AS	TO	ST	Blocks BS BA	+/-
1 Reed Bailey	36:22	8-12	1-1	4-5	0 5 5	4 3	21	4	5	2	1 0 1	1
2 Bobby Durkin	36:49	7-17	6-15	0-0	1 7 8	3 3	20	3	1	1	0 0 1	-8
4 Mike Loughnane	G 27:33	3-8	2-5	1-1	0 3 3	2 1	9	3	0	0 0 0	10	10
20 Zach Laput	G 27:58	3-7	0-2	0-0	2 5 7	2 3	6	3	2	0 0 1	9	9
23 Connor Kochera	G 33:37	6-11	1-2	1-2	0 2 2	3 1	14	3	1	3 0 0	-6	-6
45 Roberts Blums	14:30	0-2	0-0	0-0	0 2 2	2 0	0	1	2	0 0 0	-9	-9
8 Joe Hurlburt	03:38	1-2	0-1	0-0	0 0 0	1 0	2	0	0 0 0	0 0 -4	-4	-4
12 Hunter Adam	09:56	1-2	0-1	0-0	1 0 1	1 0	2	1	1 0 0	0 0 -7	-7	-7
0 Marie Joses	08:37	1-1	0-0	0-0	0 1 1	0 0	2	1	1 1 0	0 0 -1	-1	-1
Team					3 1 4	0	0	0				
Totals		30-62	10-29	6-8	7 26 33	18 11	76	19	12	7	1 1 3	-3

Shooting By Period
1 st FG% 15-29 51.7%
3PT% 6-16 37.5%
FT% 5-7 71.4%
2 nd FG% 15-33 45.5%
3PT% 4-13 30.8%
FT% 1-1 100%
GM FG% 30-62 48.4%
3PT% 10-29 34.5%
FT% 6-8 75.0%

Dead Ball Rebounds: 0, 0

Shooting By Period
1 st FG% 13-32 40.6%
3PT% 2-12 16.7%
FT% 5-5 100%
2 nd FG% 15-30 50.0%
3PT% 5-10 50.0%
FT% 11-18 61.1%
GM FG% 28-62 45.2%
3PT% 7-22 31.8%
FT% 16-23 69.6%

Dead Ball Rebounds: 3, 0

La Salle - 79

Record: 10-7 (2-2)

NO. Name	Min	FG M-A	3P M-A	FT M-A	Rebounds OR DR TOT	Fouls PF FD	TP	AS	TO	ST	Blocks BS BA	+/-
14 Demetrius Lilley	F 17:48	2-6	0-1	4-5	2 4 6	2 3	8	1	1	0 0 0	-6	-6
1 Jahli White	G 22:43	4-8	0-1	1-3	1 3 4	2 5	9	1	0	2 0 0	-4	-4
2 Corey McKeithan	G 35:40	3-11	0-5	2-2	2 2 4	1 1	8	4	0	3 0 0	6	6
13 Dashawn Shepherd	G 35:30	6-13	4-7	3-4	0 3 3	0 3	19	2	1	0 1 1	2	2
24 Deuce Jones	G 40:00	9-14	3-6	2-2	0 2 2	3 2	23	5	6	3 0 0	3	3
3 Eric Acker	04:50	0-0	0-0	0-0	0 0 0	0 0	2	0	0 0 0	0 0 0	0	0
21 Mac Etienne	22:12	3-5	0-0	3-4	4 0 14	2 2	9	0	1 0 0	0 0 9	9	9
34 Tunde Vahlberg Fasasi	16:51	1-4	0-1	1-3	2 0 2	1 2	3	0	0 0 0	0 0 2	2	2
0 Andres Marrero	04:24	0-1	0-1	0-0	1 1 2	0 0	0	1	0 0 0	0 0 3	3	3
Team					2 2 4	0	0	0				
Totals		28-62	7-22	16-23	12 27 39	11 18	79	16	8	1 1 3	3	3

Shooting By Period
1 st FG% 13-32 40.6%
3PT% 2-12 16.7%
FT% 5-5 100%
2 nd FG% 15-30 50.0%
3PT% 5-10 50.0%
FT% 11-18 61.1%
GM FG% 28-62 45.2%
3PT% 7-22 31.8%
FT% 16-23 69.6%

Dead Ball Rebounds: 3, 0

Biggest lead	17 (1 st 4:40)	9 (2 nd 0:21)
Best Scoring Run	7 (1 st 14:18)	9 (2 nd 5:58)
Lead Changes	1	
Times Tied	0	
Time with Lead	29:39	09:36

Points from Turnovers	DAV	LAS
16	22	
Paint	38	38
Second Chance	7	11
Fast Breaks	5	10
Bench	6	12

Period by Period Scoring			
1st	2nd	TOT	
DAV	41	35	76
LAS	33	46	79



Official Basketball Box Score - Final
Saint Joseph's at Davidson
01/21/25 Bell Arena, Davidson
2024-25 Men's Basketball

Game Time: 7:00 PM
Game Duration: 1:43
Attendance: 1,344

Officials: Jerry Heater, Mark Schurz, Jemel Spearman

Saint Joseph's - 78

Record: 12-7 (3-3)

NO. Name	Min	FG M-A	3P M-A	FT M-A	Rebounds OR DR TOT	Fouls PF FD	TP	AS	TO	ST	Blocks BS BA	+/-
13 Racheer Fleming	F 26:42	5-8	1-2	1-2	1 7 8	2 2	12	2	1	1 3 0	16	16
22 Justice Agbbor	F 20:21	5-6	0-0	0-2	3 5 8	4 1	10	0	0	3 0 0	10	10
0 Derek Simpson	G 31:52	3-9	1-6	0-0	0 7 7	1 0	7	6	2	2 0 0	16	16
2 Erik Reynolds II	G 36:07	6-14	5-9	0-0	1 2 3	0 1	17	1	1	2 0 0	13	13
11 Xzavier Brown	G 32:49	7-14	2-5	4-4	0 1 1	1 5	20	6	3	0 0 0	14	14
5 Anthony Finkley	27:16	2-5	2-4	0-2	0 2 2	3 2	8	1	0 0 0	0 0 10	10	10
7 Dasear Haskins	13:27	1-2	0-1	0-1	0 3 3	0 2	2	1	1 1 0	0 0 6	6	6
10 Shawn Simmons II	05:41	1-2	0-0	0-2	2 2 4	1 1	2	0	0 0 0	0 0 -8	-8	-8
23 Makai Johnson	05:45	0-0	0-0	0-0	0 0 0	0 0	0	0	0 0 0	0 0 2	2	2
Team					2 2 4	0	0	2				
Totals		30-59	11-27	7-13	9 31 40	12 14	78	17	10	6	6 0 17	

Shooting By Period
1 st FG% 17-32 53.1%
3PT% 6-15 40.0%
FT% 3-7 42.9%
2 nd FG% 13-27 48.1%
3PT% 5-12 41.7%
FT% 4-6 66.7%
GM FG% 30-59 50.8%
3PT% 11-27 40.7%
FT% 7-13 53.8%

Dead Ball Rebounds: 2, 0

Davidson - 61

Record: 12-7 (2-4)

NO. Name	Min	FG M-A	3P M-A	FT M-A	Rebounds OR DR TOT	Fouls PF FD	TP	AS	TO	ST	Blocks BS BA	+/-
1 Reed Bailey	F 31:43	10-23	1-4	4-4	1 4 5	3 2	25	3	1	1 0 4	-18	-18
2 Bobby Durkin	F 34:37	2-8	0-3	0-0	1 4 5	1 3	4	2	0	1 0 0	-21	-21
4 Mike Loughnane	G 26:31	1-5	0-3	0-0	0 3 3	2 0	2	0	0 1 0	0 0 -9	-9	-9
20 Zach Laput	G 31:01	4-9	1-3	1-2	2 4 6	2 3	10	2	2 0 0	1 -12	-12	-12
23 Connor Kochera	G 33:16	4-9	0-2	0-0	0 3 3	1 3	8	2	2 0 0	0 0 -14	-14	-14
12 Hunter Adam	01:24	0-0	0-0	0-0	0 0 0	0 1	0	0	0 0 0	0 0 -4	-4	-4
22 Riccardo Ghedini	07:35	0-0	0-0	0-0	0 0 0	0 2	0	2	0 0 0	0 0 -1	-1	-1
45 Roberts Blums	21:04	2-5	2-4	0-0	2 5 7	2 1	6	0	0 0 0	0 0 -4	-4	-4
4 Marie Joses	07:16	2-3	0-0	0-0	0 0 0	0 0	4	0	1 0 0	0 0 -1	-1	-1
8 Joe Hurlburt	05:33	1-2	0-1	0-0	1 0 1	0 0	2	0	0 0 0	0 0 2	2	2
Team					1 1 2	0	0	0				
Totals		26-64	4-20	5-6	8 24 32	14 12	61	11	6	3 0 6	-17	-17

Shooting By Period
1 st FG% 13-33 39.4%
3PT% 1-9 11.1%
FT% 0-1 0%
2 nd FG% 13-31 41.9%
3PT% 3-11 27.3%
FT% 5-5 100%
GM FG% 26-64 40.6%
3PT% 4-20 20.0%
FT% 5-6 83.3%

Dead Ball Rebounds: 0, 0

	SJU	DAV
Biggest lead	19 (2 nd 11:09)	0 (1 st 20:00)
Best Scoring Run	11 (1 st 14:43)	7 (2 nd 16:00)
Lead Changes	0	
Times Tied	0	
Time with Lead	39:09	00:00

Points from Turnovers	SJU	DAV
12	7	
Paint	36	40
Second Chance	8	9
Fast Breaks	6	4
Bench	12	12

g
7



Official Basketball Box Score - Final
Davidson at Rhode Island
01/18/25 Thomas M. Ryan Center, Kingston
2024-25 Men's Basketball

Game Time: 2:00 PM
Game Duration: 2:06
Attendance: 3,513

Officials: Ron Tyburski, Tony Crisp, Chase Shaw

Davidson - 90

Record: 12-6 (2-3)

NO. Name	Min	FG M-A	3P M-A	FT M-A	Rebounds OR DR TOT	Fouls PF FD	TP	AS	TO	ST	Blocks BS BA	+/-
1 Reed Bailey	F 34:38	9-16	1-2	11-13	3 6 9	1 8	30	11	3	0 0 0	7	7
2 Bobby Durkin	F 36:56	10-15	8-10	2-4	3 5 8	1 5	28	1	0	1 0 0	1	1
4 Mike Loughnane	G 30:24	4-6	1-3	0-0	1 5 6	3 1	9	2	0 0 0	0 5 5	5	5
20 Zach Laput	G 23:30	4-9	1-5	0-0	0 1 1	4 1	9	2	2 1 0	0 0 20	20	20
23 Connor Kochera	G 30:43	1-4	0-2	1-2	0 3 3	1 2	3	4	3 0 0	0 0 3	3	3
12 Hunter Adam	16:30	1-3	0-1	0-0	1 3 4	3 0	2	0	0 0 0	0 0 -22	-22	-22
45 Roberts Blums	11:23	1-2	0-1	0-0	0 0 0	1 0	2	1	0 1 0	0 0 -13	-13	-13
8 Joe Hurlburt	05:22	0-0	0-0	0-0	0 1 1	1 0	0	0	1 0 0	0 0 -9	-9	-9
0 Marie Joses	10:34	3-3	1-1	0-0	0 0 0	1 0	7	0	1 0 1	0 0 -2	-2	-2
Team					0 1 1	0	0	0				
Totals		33-58	10-25	14-19	8 25 33	16 17	90	21	10	3 1 0	-2	-2

Shooting By Period
1 st FG% 17-27 63.0%
3PT% 5-13 38.5%
FT% 8-11 72.7%
2 nd FG% 16-31 51.6%
3PT% 5-12 41.7%
FT% 6-8 75.0%
GM FG% 33-58 56.9%
3PT% 10-25 40.0%
FT% 14-19 73.7%

Dead Ball Rebounds: 4, 0

Rhode Island - 92

Record: 14-4 (3-3)

NO. Name	Min	FG M-A	3P M-A	FT M-A	Rebounds OR DR TOT	Fouls PF FD	TP	AS	TO	ST	Blocks BS BA	+/-
23 David Green	F 29:20	7-16	4-6	1-3	4 3 7	3 5	22	3	2	0 0 0	-9	-9
31 Javonte Brown	C 12:12	3-3	0-0	0-0	1 0 1	4 1	6	0	0 0 0	0 0 -11	-11	-11
1 Sebastian Thomas	G 40:00	9-18	4-8	0-1	1 1 2	0 2	22	10	0	1 0 1	2	2
2 Jaden House	G 31:07	8-11	2-3	1-1	0 2 2	3 2	19	2	1 0 0	0 0 -3	-3	-3
10 Jamarquis Lawrence	G 19:56	3-8	1-3	0-0	0 1 1	1 1	7	1	0 0 0	0 0 -14	-14	-14
24 David Fuchs	27:49	2-4	0-0	2-3	4 7 11	4 3	6	4	3 1 0	0 0 13	13	13
4 Cam Estevez	17:35	1-2	0-1	0-0	0 1 1	1 0	2	0	0 2 0	0 0 13	13	13
7 Quentin Diboundje	11:21	1-3	1-2	0-0	2 0 2	0 1	3	1	1 0 0	0 0 8	8	8
55 Drissa Traore	10:40	2-2	1-1	0-0	0 1 1	1 1	5	0	2 0 0	0 0 11	11	11
Team					1 2 3	0	0	0				
Totals		36-67	13-24	7-11	10 18 28	17 16	92	21	10	3 1 2	2	2

Shooting By Period
1 st FG% 19-32 59.4%
3PT% 9-10 90.0%
FT% 3-5 60%
2 nd FG% 17-35 48.6%
3PT% 4-14 28.6%
FT% 4-5 80%
GM FG% 36-67 53.7%
3PT% 13-24 54.2%
FT% 7-11 63.6%

Dead Ball Rebounds: 0, 0



Official Basketball Box Score - Final
George Mason at Davidson
02/01/25 Bell Arena, Davidson
2024-25 Men's Basketball

Game Time: 4:00 PM
Game Duration: 2:03
Attendance: 3,395

Officials: Ron Tyburski, Chase Shaw, Patrick O'Connell

George Mason - 64

Record: 17-5 (1-1)

NO. Name	Min	FG M-A	3P M-A	FT M-A	Rebounds OR DR TOT	Fouls PF	TP	AS	TO	ST	Blocks BS BA	+
10 Zach Anderson	25:13	2-4	2-3	0-0	0 3 3	0 1	6	0	1	0	0 0 2	2
11 Jalen Haynes	26:51	5-9	1-1	1-1	0 3 3	2 3	12	2	3	1	3 0 0	-6
2 Woody Newton	G 22:35	2-8	0-2	0-0	1 1 2	2 1	4	1	0	0	1 0 4	4
4 Brayden O'Connor	G 31:28	3-7	0-3	4-4	0 4 4	1 3	10	2	3	0	0 1 1	-7
13 Darius Maddox	G 29:47	4-11	2-5	2-2	1 2 3	0 1	12	0	0	0	0 1 1	9
5 Giovanni Emerejuru	23:56	4-4	0-0	1-2	2 5 7	2 2	9	0	2	0	1 0 0	9
0 K.D. Johnson	17:40	1-1	0-0	2-2	0 0 0	3 1	4	4	1	0	0 0 0	-4
1 Jared Billups	12:13	0-1	0-0	0-0	1 3 4	5 0	0	0	2	0	0 0 0	10
23 Justin Begg	10:18	3-5	1-2	0-0	0 2 2	1 1	7	0	1	1	0 0 2	2
Team					3 4 7		0		0			
Totals	[24:50]	6-16	10-11	8 27 35	17 13 64	9 13	2 5	2 4				

Technical Fouls:Newton 1st12:36Billups 1st12:26Coach 1st10:12

Davidson - 60

Record: 13-8 (3-5)

NO. Name	Min	FG M-A	3P M-A	FT M-A	Rebounds OR DR TOT	Fouls PF	TP	AS	TO	ST	Blocks BS BA	+
1 Reed Bailey	F 35:36	4-14	0-3	3-4	1 2 3	3 2	11	4	2	1	0 2 1	6
2 Bobby Durkin	F 33:58	5-16	4-12	3-4	1 7 8	1 3	17	0	1	1	0 2 2	10
4 Mike Loughnane	G 33:40	2-5	1-4	2-2	0 1 1	2 3	7	5	0	0	1 0 2	2
20 Zach Laput	G 24:55	2-4	1-2	1-1	0 2 2	2 4	5	1	2	2	0 1 1	-9
23 Connor Kochera	G 35:57	5-11	1-4	0-0	1 2 3	3 1	11	1	2	2	0 0 0	-6
8 Joe Hurlburt	11:22	1-2	1-2	0-0	0 0 0	0 1	3	0	0	0	0 0 0	2
12 Hunter Adam	13:50	2-3	1-1	0-0	1 2 3	1 1	5	1	0	1	0 0 0	-1
45 Roberts Blums	03:31	0-2	0-2	0-0	1 0 1	1 0	0	0	1	0	0 0 0	-6
0 Manie Joses	16:11	0-2	0-0	0-0	2 1 3	1 0	0	0	0	1	1 0 0	6
Team					3 1 4		0		2			
Totals	[21:59]	9-30	9-11	10 18 28	15 14 60	12 10	8 2	5 4				

Technical Fouls:Durkin 1st12:36Blums 1st10:12

	GMU	DAV
Biggest lead	16 (2 nd 10:32)	6 (1 st 17:42)
Best Scoring Run	7 (2 nd 14:28)	7 (2 nd 7:20)
Lead Changes	1	
Times Tied	2	
Time with Lead	29:09	08:54

Points from Turnovers	GMU	DAV
Paint	34	22
Second Chance	8	6
Fast Breaks	2	2
Bench	20	8

Period by Period Scoring	GMU	31	33	64
DAV	29	31	60	

Shooting By Period	1 st FG%	2 nd FG%	3 rd FG%	4 th FG%	5 th FG%
1 st FG%	11-32 34.4%				
2 nd FG%	10-27 37.0%				
3 rd FG%	4-15 26.7%				
4 th FG%	7-8 87.5%				
5 th FG%	21-59 35.6%				
6 th FG%	9-30 30.0%				
7 th FG%	9-11 81.8%				

Dead Ball Rebounds: 3, 0



Official Basketball Box Score - Final
Davidson at Dayton
02/04/25 University of Dayton Arena, Dayton, Ohio
2024-25 Men's Basketball

Game Time: 7:07 PM
Game Duration: 1:59
Attendance: 13,407

Officials: Lee Cassell, Bran O'Connell, Lamar Simpson

Davidson - 63

Record: 13-9 (3-6)

NO. Name	Min	FG M/A	3P M/A	FT M/A	Rebounds OR DR TOT	Fouls PF	TP	AS	TO	ST	Blocks BS BA	
1 Reed Bailey	F 37:48	7-14	0-0	5-6	2 2 4	2 4	19	8	2	3	0 1 6	-6
2 Bobby Durkin	F 36:47	5-15	3-13	0-0	0 6 6	2 1	13	3	1	1	0 0 0	-6
4 Mike Loughnane	G 29:47	2-6	1-5	1-1	0 4 4	1 1	6	1	0	0	0 0 0	-9
20 Zach Laput	G 22:44	1-4	0-3	0-0	2 0 2	1 1	2	0	1	1	0 0 0	-15
23 Connor Kochera	G 35:11	6-12	1-3	4-4	0 8 8	3 3	17	3	2	2	0 1 1	-10
0 Manie Joses	17:28	2-2	0-0	0-0	0 0 0	2 0	4	0	1	1	1 0 0	8
12 Hunter Adam	18:03	1-2	0-0	0-0	2 4 6	5 0	2	0	1	0	1 0 0	8
8 Joe Hurlburt	02:12	0-0	0-0	0-0	0 0 0	1 0	0	0	1	0	0 0 0	0
Team					1 1 2		0		1			
Totals	24:55	5-24	10-11	7 25 32	17 10 63	15	10	8	2 2 2	-6		

Technical Fouls: Loughnane 2nd 17:37; Adam 2nd 04:48

Technical Fouls:Loughnane 2nd17:37Adam 2nd0:48

Dayton - 69

Record: 16-7 (6-4)

NO. Name	Min	FG M-A	3P M-A	FT M-A	Rebounds OR DR TOT	Fouls PF	TP	AS	TO	ST	Blocks BS BA	+
2 Nate Santos	F 36:57	6-14	1-4	0-0	0 4 4	3 0	13	0	4	1	0 1 6	6
29 Amnael L'Elang	F 30:54	4-7	0-1	5-6	6 7 13	0 4	13	0	1	2	2 0 10	10
0 Javon Bennett	G 35:00	4-11	2-7	3-3	1 4 5	2 1	13	2	1	2 0 1	9	9
5 Posh Alexander	G 32:48	3-7	2-4	2-2	1 2 3	3 1	10	5	1	0	0 0 3	4
6 Enoch Cheeks	G 34:20	2-11	1-8	5-6	1 5 6	0 4	10	3	0	1	0 0 0	4
10 Hamad Mousa	06:32	0-2	0-2	0-0	0 0 0	0 0	0	1	1	0	0 0 0	3
23 Zed Key	09:06	1-3	0-0	2-2	1 1 2	1 3	4	0	0	0	0 0 0	-4
24 Jacob Conner	11:20	1-1	0-0	4-5	1 0 1	1 2	6	0	1	0	0 0 0	-1
3 Jalun Simon	03:03	0-0	0-0	0-0	0 0 0	0 0	0	0	0	0	0 0 0	0
Team					2 1 3		0		0			
Totals	[21:56]	6-26	21-24	13 24 37	10 15	69	11	9	6	2 2 6		

Technical Fouls:NONE

	DAV	DAY
Biggest lead	3 (1 st 19:44)	10 (2 nd 14:42)
Best Scoring Run	8 (2 nd 0:51)	9 (2 nd 16:08)
Lead Changes	7	
Times Tied	6	
Time with Lead	04:44	30:39

Points from Turnovers	DAV	DAY
Paint	34	28
Second Chance	7	21
Fast Breaks	8	3
Bench	6	10

Period by Period Scoring	DAV	26	37	63
DAY	28	41	69	



Official Basketball Box Score - Final
Richmond at Davidson
02/06/25 Bell Arena, Davidson
2024-25 Men's Basketball

Game Time: 12:00 PM
Game Duration: 2:10
Attendance: 2,611

Officials: Wally Rutcki, Michael Luckie, Connor Mooney

Richmond - 60

Record: 8-16 (3-8)

NO. Name	Min	FG M-A	3P M-A	FT M-A	Rebounds OR DR TOT	Fouls PF	TP	AS	TO	ST	Blocks BS BA	+
7 Dusan Neskovic	F 27:57	4-12	2-5	2-2	1 4 5	1 2	12	0	0	1	0 2 3	-1
21 Mike Walz	C 19:52	4-5	1-1	0-1	2 1 3	1 3	9	2	1	1	0 0 0	-1
1 Mikkel Tyne	G 36:15	6-11	1-5	0-0	0 1 1	3 0	13	0	0	0	0 0 0	-8
8 B. Arlis White	G 30:24	1-5	1-3	0-0	0 2 2	2 0	3	5	1	0	0 0 0	-11
11 Jason Roche	G 29:06	3-6	2-6	0-0	0 0 0	2 2	9	0	0	1	0 0 0	-5
9 Jonathan Beagle	06:32	1-1	0-0	0-0	1 2 3	3 0	2	0	1	0	0 0 0	-6
33 Apostolos Roumoglou	27:38	3-9	0-3	1-3	1 5 6	0 3	7	0	0	0	1 0 0	-13
5 Collin Tanner	06:33	0-1	0-0	0-0	0 1 1	0 0	0	0	1	0	0 0 0	-5
12 Ryan Soulis	14:36	2-2	0-0	1-2	0 2 2	5 3	5	2	1	0	0 0 0	-5
25 Jack d'Entremont	02:07	0-0	0-0	0-0	0 0 0	0 0	0	0	0	0	0 0 0	1
Team					2 0 2		0		2			
Totals	[24:52]	8-23	4-8	7 18 25	17 13 60	9 7	3 2	2 11				

Technical Fouls:NONE

Davidson - 71

Record: 14-9 (4-5)

NO. Name	Min	FG M-A	3P M-A	FT M-A	Rebounds OR DR TOT	Fouls PF	TP	AS	TO	ST	Blocks BS BA	+
1 Reed Bailey	F 34:38	6-13	0-0	12-14	2 6 8	4 10	24	5	3	0	2 1 18	18
2 Bobby Durkin	F 37:18	4-7	2-5	2-2	0 2 2	0 3	12	2	0	0	0 0 1	11
4 Mike Loughnane	G 25:57	5-10	4-7	1-2	1 2 3	1 2	15	2	0	0	0 0 0	8
20 Zach Laput	G 29:19	3-7	1-4	0-0	2 3 5	3 1	7	1	1	0	0 0 14	14
23 Connor Kochera	G 36:42	4-13	1-7	0-0	2 4 6	1 0	9	4	0	2	0 0 0	10
12 Hunter Adam	20:46	0-1	0-0	0-0	1 4 5	2 0	0	0	0	0	0 0 0	4
0 Manie Joses	10:42	2-2	0-0	0-0	1 1 2	2 1	4	0	0	1	0 0 0	-3
8 Joe Hurlburt	04:38	0-0	0-0	0-0	0 0 0	2 0	0	0	0	0	0 0 0	-7
Team					2 2 4		0		0			
Totals	[24:53]	8-23	15-18	11 24 35	13 17 71	14	4 3	2 2	11			

Technical Fouls:NONE

	RIC	DAV
Biggest lead	7 (1 st 1:17)	13 (2 nd 0:24)
Best Scoring Run	5 (1 st 17:02)	7 (2 nd 0:24)
Lead Changes	12	
Times Tied	5	
Time with Lead	23:48	12:34

Points from Turnovers	RIC	DAV
Paint	26	28
Second Chance	5	10
Fast Breaks	0	6
Bench	14	4

Period by Period Scoring	RIC	36	24	60
DAV	32	39	71	

Shooting By Period	1 st FG%	2 nd FG%	3 rd FG%	4 th FG%	5 th FG%
1 st FG%	13-28 46.4%				
2 nd FG%	11-25 44.0%				
3 rd FG%	1-11 9.1%				
4 th FG%	1-4 25%				
5 th FG%	24-52 46.2%				
6 th FG%	8-23 34.8%				
7 th FG%	4-8 50.0%				

Dead Ball Rebounds: 3, 0



Official Basketball Box Score - Final
Davidson at Massachusetts
02/10/25 Mullins Center, Amherst
2024-25 Men's Basketball

Game Time: 7:00 PM
Game Duration: 1:56
Attendance: 2,529

Officials: Jeffrey Clark, Evon Burroughs, Mike Palau

Davidson - 77

Record: 15-9 (5-6)

NO. Name	Min	FG M/A	3P M/A	FT M/A	Reb OR	Reb DR	Fouls PF	TP	AS	TO	ST	Blocks BS BA	+		
1 Reed Bailey	F 37:48	10-16	0-0	1-1	3	7	10	0	2	21	3	1	1	1	
2 Bobby Durkin	F 31:08	2-10	2-7	0-0	0	7	7	2	2	6	2	0	0	2	
4 Mike Loughnane	G 31:23	3-7	1-4	0-0	0	2	2	0	7	7	1	1	0	1	
20 Zach Laput	G 25:42	4-7	1-2	4-4	1	3	4	2	3	13	2	1	2	0	
23 Connor Kochera	G 33:39	4-11	1-4	3-4	0	2	2	1	4	12	1	0	0	2	
0 Marlie Jones	15:24	1-1	0-0	2-2	0	2	2	1	1	4	0	2	1	0	
10 Hunter Adams	17:19	4-5	2-2	0-0	3	3	6	4	0	10	1	0	0	1	
8 Joe Hurlbut	02:12	0-1	0-0	0-0	1	0	1	0	1	0	0	0	1	-2	
45 Roberts Blums	05:25	2-4	0-1	0-0	1	1	1	0	1	0	0	0	0	0	
Team					3	3	6	0	0	2					
Totals		30-62	7-20	10-11	12	29	41	13	12	77	17	10	5	1	9
Technical Fouls: NONE															



Official Basketball Box Score - Final
George Washington at Davidson
02/25/25 Bek Arena, Davidson
2024-25 Men's Basketball

Game Time: 4:00 PM
Game Duration: 2:10
Attendance: 3,214

Officials: Sean Hult, Rob Riley, Ben Sarf

George Washington - 74

Record: 17-9 (6-7)

NO. Name	Min	FG M-A	3P M-A	FT M-A	Rebounds OR DR TOT	Fouls PF FT	TP	AS	TO	ST	Blocks BS BA	+/-
20 Sean Hansen	F 19:19	4-5	0-0	1-1	0 1 1	2 2	9	0	3	0	2 1	11
30 Rafael Castro	C 34:59	6-7	0-0	8-10	2 4 6	3 6	20	3	1	2	0 0	2
0 Trey Autry	G 22:48	2-5	0-2	0-0	0 7 7	4 0	4	1	0	1	0 1	19
2 Christian Jones	G 29:01	5-7	2-3	0-0	0 2 2	1 0	12	4	2	1	1 1	1
5 Gerald Drumgoole Jr.	G 29:16	4-11	3-8	0-0	1 0 1	1 1	11	1	2	1	0 1	2
3 Darren Buchanan Jr.	23:31	2-6	0-0	3-8	0 2 2	2 5	7	2	2	0	1 1	3
4 Jacol Hutchinson	21:46	2-5	0-1	7-7	0 0 0	1 5	11	0	0	3	0 0	3
11 Ty Bevins	09:44	0-2	0-1	0-0	0 1 1	0 1	0	1	1	0	0 0	0
1 Trey Moss	07:04	0-0	0-0	0-0	0 3 3	0 0	0	0	0	0	0 0	-5
7 Dayan Nessah	02:33	0-0	0-0	0-0	0 0 0	0 0	0	0	0	0	0 0	-1
Team					4 1 5	0 0	0	0	0	0	0 0	
Totals		25-48	5-15	19-26	7 21 28	14 20	74	11	11	9	4 6	7

Technical Fouls: NONE

Davidson - 67

Record: 15-10 (5-7)

NO. Name	Min	FG	3P	FT	Rebounds	Fouls	TP	AS	TO	ST	Blocks	B+	B-
		M-A	M-A	M-A	OR DR TOT	PF	FD				BS	BA	
1 Reed Bailey	F 37:57	4-13	0-1	8-8	3 4 7	3	5	16	2	5	1	3	1
2 Bobby Durkin	F 37:25	7-13	4-10	3-3	0 7 7	3	4	21	0	4	1	2	1
4 Mike Loughrane	G 27:02	2-6	1-2	2-2	1 3 4	2	2	7	4	2	1	0	0
20 Zach Laput	G 29:39	7-13	1-5	2-2	2 1 3	2	1	17	1	1	1	0	1
23 Connor Kochera	G 29:34	2-5	0-2	0-0	1 4 5	2	1	4	4	0	0	0	1
0 Manie Jones	21:40	1-2	0-1	0-0	0 0 0	3	1	2	0	0	1	0	0
12 Hunter Adam	10:21	0-1	0-1	0-0	0 0 0	5	0	1	0	1	0	1	0
45 Roberts Blums	04:19	0-0	0-0	0-0	0 0 0	0	0	0	0	0	0	0	0
8 Joe Hurlburt	02:03	0-0	0-0	0-0	0 0 0	0	0	0	0	1	0	0	1
Team					1 2 3	0	0	1	1	0	0	0	0
Totals		23-53	6-22	15-15	8 21 29	20	14	67	12	14	6	6	4
Technical Fouls:NON													

Technical Fouls: NONE

	GWU	DAV
Biggest lead	16 (1 st 5:07)	2 (1 st 19:29)
Best Scoring Run	14 (1 st 11:42)	10 (2 nd 19:38)
Lead Changes	1	
Times Tied	7	
Time with Lead	33:15	01:41

Points from Turnovers	GWU	DAV
	15	15
Paint	40	30
Second Chance	7	9
Fast Breaks	10	13
Bench	18	2

Period by Period Scoring	1st	2nd	TOT
GWU	32	42	74
DAV	27	40	67

Shooting By Period	1 st	2 nd	3 rd	4 th	OT
FG%	9-24 37.5%				
3P%	3-11 27.3%				
FT%	8-8 100%				
2 nd FG%	14-29 48.3%				
3P%	3-11 27.3%				
GM FG%	23-53 43.4%				
3P%	6-22 27.3%				
FT%	15-15 100.0%				

Dead Ball Rebounds: 1,0



Official Basketball Box Score - Final
Loyola Chicago at Davidson
02/25/25 Bek Arena, Davidson
2024-25 Men's Basketball

Game Time: 7:00 PM
Game Duration: 2:07
Attendance: 2,391

Officials: Lee Cassell, Clarence Armstrong, Jemel Spearman

Loyola Chicago - 77

Record: 17-9 (8-5)

NO. Name	Min	FG	3P	FT	OR	DR	Reb	Fouls	TP	AS	TO	ST	Blocks	BS	BA
24 Miles Rubin	C 27:53	7-10	0-0	0-1	3	4	7	4	2	14	2	1	0	1	0
0 Des Watson	G 32:51	6-13	3-7	0-2	0	3	3	1	1	15	2	1	1	4	0
1 Jayden Dawson	G 34:07	7-13	5-10	5-6	0	3	3	2	4	24	3	2	1	1	4
13 Sheldon Edwards Jr.	G 28:53	3-12	3-9	2-2	1	7	8	1	2	11	2	1	1	0	14
28 Kymany Hounsou	G 25:54	2-5	0-1	2-3	1	3	4	2	2	6	3	1	2	0	9
2 Jalen Quinn	16:11	0-1	0-0	0-0	2	0	2	5	3	0	4	1	0	0	0
4 Jalen DeLoach	10:56	2-4	0-0	0-0	2	4	6	3	0	4	0	2	0	0	6
35 Francis Nwankor	19:00	0-3	0-3	3-4	5	3	8	2	3	3	1	0	1	0	-8
5 Danil Glazkov	04:15	0-2	0-1	0-0	0	1	1	0	0	0	0	0	0	0	-3
Team					0	0	0	0	0	0	0	0	0	0	
Totals		27-63	11-31	12-18	14	26	42	20	16	77	15	9	9	2	2
Technical Fouls: NONE															

Technical Fouls: NONE

Davidson - 69

Record: 15-11 (5-8)

NO. Name	Min	M	A	M	A	OR	DR	TOT	PF	FD	AS	TO	ST	BS	BA	+	-	
1 Reed Bailey	F 39:05	5	-13	0	-1	9	4	10	14	3	10	19	5	5	2	0	0	-5
2 Bobby Durkin	F 31:29	1	-13	0	-9	0	0	4	4	1	1	2	2	1	0	0	1	-17
4 Mike Loughrane	G 17:41	0	-1	0	-0	0	0	1	1	0	0	0	0	1	0	0	0	12
20 Zach Laput	G 16:40	3	-7	0	-2	0	0	1	2	0	0	6	0	2	0	0	1	-7
23 Connor Kochera	G 29:50	4	-9	1	-2	4	5	0	2	2	4	13	2	0	0	0	0	-14
12 Hunter Adam	23:02	3	-4	2	-3	3	4	2	3	5	2	2	11	1	0	0	0	4
45 Roberts Blums	15:22	2	-4	2	-3	0	0	0	0	0	4	0	6	1	0	0	0	-4
0 Manie Jones	25:58	4	-8	2	-3	4	2	6	1	3	12	1	0	1	0	1	2	4
8 Joe Hurlburt	00:55	0	-1	0	-0	0	0	0	0	0	0	0	0	0	0	0	0	-3
Team						1	3	4	0	0	0	0	0	0	0	0	0	
Totals		22-58	7-25	18-26	12	26	38	16	20	69	12	9	3	2	2	-8		
Technical Fouls: NONE																		
LUC		DAY																

Technical Fouls: NONE

	LUC	DAV
Biggest lead	12 (2 nd 14:47)	2 (1 st 4:36)
Best Scoring Run	8 (2 nd 16:49)	6 (1 st 8:56)
Lead Changes	2	
Times Tied	3	
Time with Lead	35:52	01:06

Points from Turnovers	LUC	DAV
	17	4
Paint	30	28
Second Chance	22	19
Fast Breaks	11	9
Bench	7	29

Period by Period Scoring	1st	2nd	TOT
LUC	32	45	77
DAV	28	41	69

Shooting By Period	1 st	2 nd	3 rd	4 th	OT
FG%	11-29 37.9%				
3P%	2-9 22.2%				
FT%	4-6 66.7%				
2 nd FG%	11-29 37.9%				
3P%	5-16 31.3%				
FT%	14-20 70%				
GM FG%	22-58 37.9%				
3P%	7-25 28.0%				
FT%	18-26 69.2%				

Dead Ball Rebounds: 4,0



Official Basketball Box Score - Final
Davidson at Fordham
02/25/25 Rose Hill Gym, Bronx, NY
2024-25 Men's Basketball

Game Time: 2:00 PM
Game Duration: 2:01
Attendance: 2,221

Officials: Tony Crisp, Kellen Miller, Nick Terry

Davidson - 80

Record: 16-11 (5-8)

NO. Name	Min	FG	3P	FT	Rebounds	Fouls	TP	AS	TO	ST	Blocks	BS	BA
1 Reed Bailey	F 29:08	7-11	1-1	2-3	0 3 3	4	3	17	2	2	0	0	0
2 Bobby Durkin	F 37:43	6-16	2-10	6-7	3 10 13	0	6	20	5	3	2	0	0
12 Hunter Adam	F 20:10	2-3	2-2	1 3 4	1 1 8	0	1	8	0	1	0	0	0
4 Mike Loughrane	G 20:52	1-4	1-3	0-0	0 2 2	3	0	3	0	1	1	0	0
23 Connor Kochera	G 36:05	7-13	1-3	2-4	0 8 8	0	5	17	4	3	0	0	0
20 Zach Laput	26:58	3-9	0-2	4-6	1 3 4	1	4	10	3	1	2	0	-3
0 Manie Jones	18:27	2-2	0-0	1-2	1 0 1	4	2	5	0	0	1	1	0
8 Joe Hurlburt	06:01	0-0	0-0	0-0	1 0 1	4	1	0	0	0	1	0	-2
45 Roberts Blums	04:36	0-0	0-0	0-0	0 0 0	0	0	0	0	0	0	0	7
Team					1 1 2	0	0	0	0	0	0	0	
Totals		28-58	7-22	17-24	8 30 38	17	22	80	14	11	7	1	11

Technical Fouls: 0

Technical Fouls: NONE

Fordham - 69

Record: 11-16 (3-11)

NO. Name	Min	M-A	M-A	OR	DR	TOT	PF	FD	TP	AS	TO	ST	BS	BA	+/-	
2 Romad Dean	F 23:31	1-4	0-2	1-1	2	1	3	3	1	3	1	1	0	0	-8	
5 Josh Rivera	F 29:31	3-10	0-2	2-2	0	1	1	4	2	8	1	2	2	0	-11	
30 Abdou Tsimbila	F 18:31	3-3	0-0	0-0	2	3	5	3	1	6	0	0	0	0	-3	
0 Japhet Medor	G 32:21	3-12	1-4	1-1	0	2	2	3	3	8	6	2	4	1	3	
15 Jackie Johnson III	G 29:07	8-17	3-8	2-4	0	4	4	3	3	21	2	4	0	0	-15	
3 Jahiere Tripp	26:59	7-11	2-3	1-3	4	6	10	2	5	17	3	1	1	0	1	
13 Zach Riley	18:04	1-2	1-2	0-0	1	2	3	0	0	3	0	1	1	0	-6	
24 Matt Zona	19:23	1-5	1-4	0-1	1	4	5	3	2	3	2	2	2	0	-5	
8 Ryan Pettis	03:23	0-0	0-0	0-0	0	0	0	1	0	0	0	0	0	0	-9	
Team					1	2	3			0	0					
Totals		27-64	8-25	7-12	11	25	36	22	17	69	15	13	10	1	1	-11

Technical Fouls:NONI

Technical Fouls: NONE

	DAV	FOR
Biggest lead	22 (2 nd 19:15)	6 (1 st 17:08)
Best Scoring Run	14 (1 st 4:14)	6 (2 nd 15:09)
Lead Changes	1	
Times Tied	2	
Time with Lead	34:12	02:52

Points from Turnovers	DAV	FOR
	13	13



2024-25 Davidson Men's Basketball
Season/Career Statistics
All games

Page 1/1
as of Mar 06, 2025

Summary

Player	Season Statistics										Career Statistics									
	GP-GS	MIN/G	FG%	3FG%	FT%	R/G	A/G	STL	BLK	PTS/G	GP-GS	MIN/G	FG%	3FG%	FT%	R/G	A/G	STL	BLK	PTS/G
ADAM, Hunter	30-4	14.6	.552	.417	.588	2.5	0.5	10	9	3.3	62-5	14.1	.476	.326	.733	2.1	0.5	19	21	3.1
BAILEY, Reed	30-30	33.0	.483	.424	.771	6.2	3.9	23	25	19.1	94-94	27.9	.464	.303	.770	4.9	2.0	52	36	12.3
BLUMS, Roberts	28-0	15.5	.341	.298	.600	1.7	0.7	7	0	4.4	28-0	15.5	.341	.298	.600	1.7	0.7	7	0	4.4
DURKIN, Bobby	30-30	33.5	.415	.371	.850	6.0	2.3	38	2	14.2	62-46	30.6	.398	.358	.853	5.2	1.7	69	5	11.3
GHEDINI, Riccardo	10-0	6.4	.182	.000	.000	0.5	1.0	4	2	0.4	30-0	5.5	.323	.150	1.000	0.7	0.5	6	5	0.8
HURLBURT, Joe	26-0	6.0	.243	.158	.714	1.2	0.2	2	2	1.2	36-0	5.1	.205	.130	.714	0.9	0.2	2	2	0.9
JOSES, Manie	20-0	12.5	.615	.500	.538	1.6	0.2	15	10	3.0	20-0	12.5	.615	.500	.538	1.6	0.2	15	10	3.0
KATSOCK, Michael	4-0	2.4	.667	.500	.000	0.0	0.3	0	0	1.3	18-0	1.7	.214	.182	.000	0.1	0.1	0	0	0.4
KOCHERA, Connor	30-30	32.4	.495	.320	.765	4.2	2.8	30	1	14.0	142-123	29.6	.452	.340	.761	4.1	1.6	137	6	11.3
LAPUT, Zach	30-15	24.7	.473	.288	.667	3.8	1.7	22	0	8.4	120-102	31.7	.494	.392	.836	6.2	2.8	110	8	15.9
LOGAN, Sean	11-11	19.0	.556	.333	.417	3.9	0.6	5	18	4.3	73-25	12.3	.450	.206	.458	2.4	0.3	16	87	2.0
LOUGHNANE, Mike	30-30	24.0	.416	.366	.765	2.3	2.4	17	6	4.9	41-30	18.5	.429	.386	.765	1.8	1.8	18	6	3.9
MATHENY, Brock	4-0	1.9	.250	.250	.000	0.0	0.0	0	0	0.8	13-0	1.4	.167	.167	.000	0.1	0.0	0	0	0.2
ZIMMERMAN, Luke	4-0	1.6	.000	.000	.000	0.8	0.0	0	0	0.0	4-0	1.6	.000	.000	.000	0.8	0.0	0	0	0.0

Scoring

Player	Season Statistics								Career Statistics							
	FG-FGA	FG%	3FG-3FGA	3FG%	FT-FTA	FT%	PTS	PTS/G	FG-FGA	FG%	3FG-3FGA	3FG%	FT-FTA	FT%	PTS	PTS/G
ADAM, Hunter	37-67	.552	15-36	.417	10-17	.588	99	3.3	70-147	.476	28-86	.326	22-30	.733	190	3.1
BAILEY, Reed	195-404	.483	14-33	.424	168-218	.771	572	19.1	392-845	.464	37-122	.303	332-431	.770	1153	12.3
BLUMS, Roberts	44-129	.341	28-94	.298	6-10	.600	122	4.4	44-129	.341	28-94	.298	6-10	.600	122	4.4
DURKIN, Bobby	144-347	.415	88-237	.371	51-60	.850	427	14.2	235-591	.398	147-411	.358	81-95	.853	698	11.3
GHEDINI, Riccardo	2-11	.182	0-6	.000	0-0	.000	4	0.4	10-31	.323	3-20	.150	2-2	1.000	25	0.8
HURLBURT, Joe	9-37	.243	3-19	.158	10-14	.714	31	1.2	9-44	.205	3-23	.130	10-14	.714	31	0.9
JOSES, Manie	24-39	.615	4-8	.500	7-13	.538	59	3.0	24-39	.615	4-8	.500	7-13	.538	59	3.0
KATSOCK, Michael	2-3	.667	1-2	.500	0-0	.000	5	1.3	3-14	.214	2-11	.182	0-0	.000	8	0.4
KOCHERA, Connor	156-315	.495	32-100	.320	75-98	.765	419	14.0	580-1283	.452	187-550	.340	258-339	.761	1605	11.3
LAPUT, Zach	98-207	.473	23-80	.288	34-51	.667	253	8.4	675-1367	.494	177-452	.392	381-456	.836	1908	15.9
LOGAN, Sean	20-36	.556	2-6	.333	5-12	.417	47	4.3	54-120	.450	7-34	.206	33-72	.458	148	2.0
LOUGHNANE, Mike	52-125	.416	30-82	.366	13-17	.765	147	4.9	57-133	.429	34-88	.386	13-17	.765	161	3.9
MATHENY, Brock	1-4	.250	1-4	.250	0-0	.000	3	0.8	1-6	.167	1-6	.167	0-0	.000	3	0.2
ZIMMERMAN, Luke	0-0	.000	0-0	.000	0-0	.000	0	0.0	0-0	.000	0-0	.000	0-0	.000	0	0.0

Totals

Player	Season Statistics									Career Statistics								
	O-REB	D-REB	TOTAL	PF	FO	A	TO	A/TO		O-REB	D-REB	TOTAL	PF	FO	A	TO	A/TO	
ADAM, Hunter	23	51	74	62	2	14	10	1.4		42	89	131	106	2	29	29	1.0	
BAILEY, Reed	46	140	186	72	0	116	81	1.4		143	318	461	219	2	185	172	1.1	
BLUMS, Roberts	4	44	48	37	0	20	22	0.9		4	44	48	37	0	20	22	0.9	
DURKIN, Bobby	22	158	180	42	0	69	24	2.9		46	274	320	80	1	105	48	2.2	
GHEDINI, Riccardo	1	4	5	6	0	10	1	10.0		4	16	20	17	0	16	3	5.3	
HURLBURT, Joe	13	19	32	28	0	5	11	0.5		14	19	33	34	0	7	14	0.5	
JOSES, Manie	16	16	32	21	0	3	8	0.4		16	16	32	21	0	3	8	0.4	
KATSOCK, Michael	0	0	0	1	0	1	1	1.0		1	1	2	4	0	2	2	1.0	
KOCHERA, Connor	18	109	127	42	0	83	45	1.8		91	486	577	182	3	224	199	1.1	
LAPUT, Zach	46	69	115	59	0	51	32	1.6		194	547	741	235	2	338	249	1.4	
LOGAN, Sean	18	25	43	32	1	7	9	0.8		78	95	173	135	2	24	53	0.5	
LOUGHNANE, Mike	5	65	70	45	0	72	27	2.7		6	68	74	47	0	73	28	2.6	
MATHENY, Brock	0	0	0	0	0	0	0	0.0		0	1	1	0	0	0	0	0.0	
ZIMMERMAN, Luke	0	3	3	1	0	0	1	0.0		0	3	3	1	0	0	1	0.0	



2024-25 Davidson Men's Basketball

Season Box Score

All games

Game Records

Record	Overall	Home	Away	Neutral
ALL GAMES	16-14	11-5	4-7	1-2
CONFERENCE	6-11	3-5	3-6	0-0
NON-CONFERENCE	10-3	8-0	1-1	1-2

Team Box Score

No.	Player	Total			3-Point			F-Throw		Rebounds												
		GP-GS	MIN	AVG	FG-FGA	FG%	3FG-3FGA	3FG%	FT-FTA	FT%	OFF	DEF	TOT	AVG	PF	DQ	A	TO	BLK	STL	PTS	AVG
1	BAILEY, Reed	30-30	990:14	33.0	195-404	.483	14-33	.424	168-218	.771	46	140	186	6.2	72	0	116	81	25	23	572	19.1
2	DURKIN, Bobby	30-30	1003:46	33.5	144-347	.415	88-237	.371	51-60	.850	22	158	180	6.0	42	0	69	24	2	38	427	14.2
23	KOCHERA, Connor	30-30	972:13	32.4	156-315	.495	32-100	.320	75-98	.765	18	109	127	4.2	42	0	83	45	1	30	419	14.0
20	LAPUT, Zach	30-15	740:18	24.7	98-207	.473	23-80	.288	34-51	.667	46	69	115	3.8	59	0	51	32	0	22	253	8.4
4	LOUGHNANE, Mike	30-30	719:16	24.0	52-125	.416	30-82	.366	13-17	.765	5	65	70	2.3	45	0	72	27	6	17	147	4.9
45	BLUMS, Roberts	28-0	433:59	15.5	44-129	.341	28-94	.298	6-10	.600	4	44	48	1.7	37	0	20	22	0	7	122	4.4
15	LOGAN, Sean	11-11	209:26	19.0	20-36	.556	2-6	.333	5-12	.417	18	25	43	3.9	32	1	7	9	18	5	47	4.3
12	ADAM, Hunter	30-4	436:40	14.6	37-67	.552	15-36	.417	10-17	.588	23	51	74	2.5	62	2	14	10	9	10	99	3.3
0	JOSES, Manie	20-0	250:02	12.5	24-39	.615	4-8	.500	7-13	.538	16	16	32	1.6	21	0	3	8	10	15	59	3.0
24	KATSOCK, Michael	4-0	09:44	2.4	2-3	.667	1-2	.500	0-0	.000	0	0	0	0.0	1	0	1	1	0	0	5	1.3
8	HURLBURT, Joe	26-0	156:17	6.0	9-37	.243	3-19	.158	10-14	.714	13	19	32	1.2	28	0	5	11	2	2	31	1.2
51	MATHENY, Brock	4-0	07:24	1.9	1-4	.250	1-4	.250	0-0	.000	0	0	0	0.0	0	0	0	0	0	0	3	0.8
22	GHEDINI, Riccardo	10-0	64:18	6.4	2-11	.182	0-6	.000	0-0	.000	1	4	5	0.5	6	0	10	1	2	4	4	0.4
50	ZIMMERMAN, Luke	4-0	06:22	1.6	0-0	.000	0-0	.000	0-0	.000	0	3	3	0.8	1	0	0	1	0	0	0	0.0
Team											41	53	94					15				
Total		30	6000		784-1724	.455	241-707	.341	379-510	.743	253	756	1009	33.6	448	3	451	287	75	173	2188	72.9
Opponents		30	6000		773-1730	.447	244-690	.354	332-479	.693	279	738	1017	33.9	481	8	381	315	90	174	2122	70.7

Score by Periods

Team	1st	2nd	OT	TOT
Davidson	1053	1135	0	2188
Opponents	944	1178	0	2122



2024-25 Davidson Men's Basketball
Overall Team Statistics
All games

Page 1/1
as of Mar 06, 2025

Team Statistics

	DC	OPP
Scoring	2188	2122
Points per game	72.9	70.7
Scoring margin	+2.2	-
Field goals-att	784-1724	773-1730
Field goal pct	.455	.447
3 point fg-att	241-707	244-690
3-point FG pct	.341	.354
3-pt FG made per game	8.0	8.1
Free throws-att	379-510	332-479
Free throw pct	.743	.693
F-Throws made per game	12.6	11.1
Rebounds	1009	1017
Rebounds per game	33.6	33.9
Rebounding margin	-0.3	-
Assists	451	381
Assists per game	15.0	12.7
Turnovers	287	315
Turnovers per game	9.6	10.5
Turnover margin	+0.9	-
Assist/turnover ratio	1.6	1.2
Steals	173	174
Steals per game	5.8	5.8
Blocks	75	90
Blocks per game	2.5	3.0
Winning streak	0	-
Home win streak	0	-
Attendance	40927	49950
Home games-Avg/Game	16-2558	11-4541
Neutral site-Avg/Game	-	3-1163

Score by Periods

Team	1st	2nd	OT	TOT
Davidson	1053	1135	0	2188
Opponents	944	1178	0	2122



2024-25 Davidson Men's Basketball Combined Team Statistics All games

Page 1/1
as of Mar 06, 2025

Game Records

Record	Overall	Home	Away	Neutral
ALL GAMES	16-14	11-5	4-7	1-2
CONFERENCE	6-11	3-5	3-6	0-0
NON-CONFERENCE	10-3	8-0	1-1	1-2

Score by Periods

Team	1st	2nd	OT	TOT
Davidson	1053	1135	0	2188
Opponents	944	1178	0	2122

Team Box Score

No.	Player				Total		3-Point		F-Throw		Rebounds													
		GP-GS	MIN	AVG	FG-FGA	FG%	3FG-3FGA	3FG%	FT-FTA	FT%	OFF	DEF	TOT	AVG	PF	DQ	A	TO	BLK	STL	PTS	AVG		
1	BAILEY, Reed	30-30	990:14	33.0	195-404	.483	14-33	.424	168-218	.771	46	140	186	6.2	72	0	116	81	25	23	572	19.1		
2	DURKIN, Bobby	30-30	1003:46	33.5	144-347	.415	88-237	.371	51-60	.850	22	158	180	6.0	42	0	69	24	2	38	427	14.2		
23	KOCHERA, Connor	30-30	972:13	32.4	156-315	.495	32-100	.320	75-98	.765	18	109	127	4.2	42	0	83	45	1	30	419	14.0		
20	LAPUT, Zach	30-15	740:18	24.7	98-207	.473	23-80	.288	34-51	.667	46	69	115	3.8	59	0	51	32	0	22	253	8.4		
4	LOUGHNANE, Mike	30-30	719:16	24.0	52-125	.416	30-82	.366	13-17	.765	5	65	70	2.3	45	0	72	27	6	17	147	4.9		
45	BLUMS, Roberts	28-0	433:59	15.5	44-129	.341	28-94	.298	6-10	.600	4	44	48	1.7	37	0	20	22	0	7	122	4.4		
15	LOGAN, Sean	11-11	209:26	19.0	20-36	.556	2-6	.333	5-12	.417	18	25	43	3.9	32	1	7	9	18	5	47	4.3		
12	ADAM, Hunter	30-4	436:40	14.6	37-67	.552	15-36	.417	10-17	.588	23	51	74	2.5	62	2	14	10	9	10	99	3.3		
0	JOSES, Manie	20-0	250:02	12.5	24-39	.615	4-8	.500	7-13	.538	16	16	32	1.6	21	0	3	8	10	15	59	3.0		
24	KATSOCK, Michael	4-0	09:44	2.4	2-3	.667	1-2	.500	0-0	.000	0	0	0	0.0	1	0	1	1	0	0	5	1.3		
8	HURLBURT, Joe	26-0	156:17	6.0	9-37	.243	3-19	.158	10-14	.714	13	19	32	1.2	28	0	5	11	2	2	31	1.2		
51	MATHENY, Brock	4-0	07:24	1.9	1-4	.250	1-4	.250	0-0	.000	0	0	0	0.0	0	0	0	0	0	0	3	0.8		
22	GHEDINI, Riccardo	10-0	64:18	6.4	2-11	.182	0-6	.000	0-0	.000	1	4	5	0.5	6	0	10	1	2	4	4	0.4		
50	ZIMMERMAN, Luke	4-0	06:22	1.6	0-0	.000	0-0	.000	0-0	.000	0	3	3	0.8	1	0	0	1	0	0	0	0.0		
Team											41	53	94					15						
Total		30	6000		784-1724	.455	241-707	.341	379-510	.743	253	756	1009	33.6	448	3	451	287	75	173	2188	72.9		
Opponents		30	6000		773-1730	.447	244-690	.354	332-479	.693	279	738	1017	33.9	481	8	381	315	90	174	2122	70.7		

Team Statistics

	DC	OPP
Scoring	2188	2122
Points per game	72.9	70.7
Scoring margin	+2.2	-
Field goals-att	784-1724	773-1730
Field goal pct	.455	.447
3 point fg-att	241-707	244-690
3-point FG pct	.341	.354
3-pt FG made per game	8.0	8.1
Free throws-att	379-510	332-479
Free throw pct	.743	.693
F-Throws made per game	12.6	11.1
Rebounds	1009	1017
Rebounds per game	33.6	33.9
Rebounding margin	-0.3	-
Assists	451	381
Assists per game	15.0	12.7
Turnovers	287	315
Turnovers per game	9.6	10.5
Turnover margin	+0.9	-
Assist/turnover ratio	1.6	1.2
Steals	173	174
Steals per game	5.8	5.8
Blocks	75	90
Blocks per game	2.5	3.0
Winning streak	0	-
Home win streak	0	-
Attendance	40927	49950
Home games-Avg/Game	16-2558	11-4541
Neutral site-Avg/Game	-	3-1163

Team Results

Date	Opponent		Score	Att.
11/04/2024	William Peace	W	88-47	2222
11/08/2024	at Bowling Green	W	91-85	1960
11/16/2024	ETSU	W	76-70	2490
11/22/2024	VMI	W	93-66	2153
11/27/2024	vs Arizona	L	71-104	1737
11/28/2024	vs Providence	W	69-58	760
11/29/2024	vs Gonzaga	L	65-90	993
12/06/2024	Charleston So.	W	73-72	2339
12/10/2024	Charlotte	W	75-71	3126
12/14/2024	Detroit Mercy	W	86-51	2203
12/18/2024	at Temple	L	61-62	2472
12/21/2024	Bethune-Cookman	W	76-63	2192
12/28/2024	Eastern Mich.	W	86-64	3066
12/31/2024	at George Mason	L	57-69	3105
01/04/2025	Duquesne	W	77-71	2378
01/11/2025	Fordham	W	74-64	3053
01/15/2025	at La Salle	L	76-79	1305
01/18/2025	at Rhode Island	L	90-92	5513
01/21/2025	Saint Joseph's	L	61-78	2344
01/25/2025	at Richmond	W	72-66	6791
02/01/2025	George Mason	L	60-64	2965
02/04/2025	at Dayton	L	63-69	13407
02/08/2025	Richmond	W	71-60	2611
02/12/2025	at Massachusetts	W	77-68	2529
02/15/2025	George Washington	L	67-74	3214
02/18/2025	Loyola Chicago	L	69-77	2391
02/22/2025	at Fordham	W	80-69	2221
02/25/2025	Saint Louis	L	56-57	2180
02/28/2025	at VCU	L	56-80	7637
03/05/2025	at Loyola Chicago	L	72-82	3010

#0 JOSES, Manie

Opponent	Date	GS	MIN	Total		3-Pointers		Free throws		Rebounds				Points							
				FG-FGA	PCT	3FG-3FGA	PCT	FT-FTA	PCT	OFF	DEF	TOT	AVG	PF	A	TO	BLK	STL	PTS	AVG	
William Peace	11/04/2024		13:46	1-4	.250	0-0	.000	0-2	.000	2	2	4	4.0	0	0	0	0	1	2	2.0	
at Bowling Green	11/08/2024		02:49	0-0	.000	0-0	.000	0-0	.000	0	0	0	2.0	0	0	0	0	0	0	1.0	
vs Arizona	11/27/2024		01:06	0-0	.000	0-0	.000	0-0	.000	0	0	0	1.3	1	0	0	0	0	0	0.7	
Detroit Mercy	12/14/2024		07:45	0-1	.000	0-1	.000	0-0	.000	2	0	2	1.5	0	1	0	0	1	0	0.5	
Bethune-Cookman	12/21/2024		05:30	1-1	1.000	0-0	.000	0-2	.000	0	0	0	1.2	0	0	0	0	0	2	0.8	
Duquesne	01/04/2025		05:59	0-0	.000	0-0	.000	0-0	.000	0	0	0	1.0	0	0	0	0	0	0	0.7	
at La Salle	01/15/2025		09:37	1-1	1.000	0-0	.000	0-0	.000	0	1	1	1.0	0	1	1	0	1	2	0.9	
at Rhode Island	01/18/2025		10:34	3-3	1.000	1-1	1.000	0-0	.000	0	0	0	0.9	1	0	1	1	0	7	1.6	
Saint Joseph's	01/21/2025		07:16	2-3	.667	0-0	.000	0-0	.000	0	0	0	0.8	0	0	1	0	0	4	1.9	
at Richmond	01/25/2025		09:03	1-2	.500	0-0	.000	0-0	.000	1	1	2	0.9	1	0	1	1	1	2	1.9	
George Mason	02/01/2025		16:11	0-2	.000	0-0	.000	0-0	.000	2	1	3	1.1	1	0	0	1	1	0	1.7	
at Dayton	02/04/2025		17:28	2-2	1.000	0-0	.000	0-0	.000	0	0	0	1.0	2	0	1	1	1	4	1.9	
Richmond	02/08/2025		10:42	2-2	1.000	0-0	.000	0-0	.000	1	1	2	1.1	2	0	0	0	1	4	2.1	
at Massachusetts	02/12/2025		15:24	1-1	1.000	0-0	.000	2-2	1.000	0	2	2	1.1	1	0	2	1	1	4	2.2	
George Washington	02/15/2025		21:40	1-2	.500	0-1	.000	0-0	.000	0	0	0	1.1	3	0	0	0	1	2	2.2	
Loyola Chicago	02/18/2025		25:57	4-6	.667	2-3	.667	2-3	.667	4	2	6	1.4	1	1	0	2	1	12	2.8	
at Fordham	02/22/2025		18:27	2-2	1.000	0-0	.000	1-2	.500	1	0	1	1.4	4	0	0	1	1	5	2.9	
Saint Louis	02/25/2025		20:53	2-4	.500	1-2	.500	2-2	1.000	2	1	3	1.4	3	0	0	1	2	7	3.2	
at VCU	02/28/2025		12:26	0-1	.000	0-0	.000	0-0	.000	1	1	2	1.5	0	0	0	0	1	0	3.0	
at Loyola Chicago	03/05/2025		17:29	1-2	.500	0-0	.000	0-0	.000	0	4	4	1.6	1	0	1	1	1	2	3.0	
Totals		0	250:02	24-39	.615	4-8	.500	7-13	.538	16	16	32	1.6	21	3	8	10	15	59	3.0	

Player Averages

Games Played	Minutes/ game	Points/ game	FG Pct	3FG Pct	FT Pct	Rebounds/ game	Assists/ game	Turnovers/ game	Assist/Turnover ratio	Steals/ game	Blocks/ game
20	12.5	3.0	61.5	50.0	53.8	1.6	0.2	0.4	0.4	0.8	0.5

#1 BAILEY, Reed

Opponent	Date	GS	MIN	Total		3-Pointers		Free throws		Rebounds				PF	A	TO	BLK	STL	PTS	AVG
				FG-FGA	PCT	3FG-3FGA	PCT	FT-FTA	PCT	OFF	DEF	TOT	AVG							
William Peace	11/04/2024	*	16:09	5-7	.714	0-0	.000	1-2	.500	2	5	7	7.0	0	2	0	0	2	11	11.0
at Bowling Green	11/08/2024	*	32:41	7-11	.636	0-0	.000	10-13	.769	2	6	8	7.5	3	2	2	0	0	24	17.5
ETSU	11/16/2024	*	33:48	5-11	.455	0-0	.000	8-13	.615	1	7	8	7.7	1	2	6	2	0	18	17.7
VMI	11/22/2024	*	28:09	9-14	.643	0-0	.000	5-5	1.000	5	3	8	7.8	3	6	3	0	0	23	19.0
vs Arizona	11/27/2024	*	24:22	3-11	.273	0-2	.000	3-4	.750	1	3	4	7.0	2	2	2	0	0	9	17.0
vs Providence	11/28/2024	*	35:01	6-13	.462	1-3	.333	5-6	.833	2	9	11	7.7	2	4	2	0	1	18	17.2
vs Gonzaga	11/29/2024	*	29:09	6-13	.462	1-2	.500	6-8	.750	0	5	5	7.3	2	3	1	1	0	19	17.4
Charleston So.	12/06/2024	*	34:21	8-18	.444	2-3	.667	7-10	.700	0	7	7	7.3	3	5	0	0	0	25	18.4
Charlotte	12/10/2024	*	35:24	7-11	.636	0-0	.000	4-6	.667	3	4	7	7.2	3	5	1	3	1	18	18.3
Detroit Mercy	12/14/2024	*	29:13	6-11	.545	2-2	1.000	3-4	.750	1	6	7	7.2	1	3	3	0	5	17	18.2
at Temple	12/18/2024	*	38:23	9-19	.474	0-0	.000	8-10	.800	2	4	6	7.1	3	4	2	0	0	26	18.9
Bethune-Cookman	12/21/2024	*	31:49	5-12	.417	0-0	.000	9-9	1.000	1	5	6	7.0	3	5	5	0	1	19	18.9
Eastern Mich.	12/28/2024	*	26:32	1-4	.250	0-0	.000	4-5	.800	1	4	5	6.8	3	2	1	0	0	6	17.9
at George Mason	12/31/2024	*	28:49	8-12	.667	0-0	.000	4-8	.500	0	3	3	6.6	4	2	4	1	0	20	18.1
Duquesne	01/04/2025	*	36:03	7-12	.583	0-1	.000	8-10	.800	2	6	8	6.7	3	3	4	2	0	22	18.3
Fordham	01/11/2025	*	34:39	9-17	.529	0-0	.000	5-6	.833	0	6	6	6.6	1	2	4	2	0	23	18.6
at La Salle	01/15/2025	*	36:22	8-12	.667	1-1	1.000	4-5	.800	0	5	5	6.5	4	4	5	1	2	21	18.8
at Rhode Island	01/18/2025	*	34:38	9-16	.563	1-2	.500	11-13	.846	3	6	9	6.7	1	11	3	0	0	30	19.4
Saint Joseph's	01/21/2025	*	31:43	10-23	.435	1-4	.250	4-4	1.000	1	4	5	6.6	3	3	1	0	1	25	19.7
at Richmond	01/25/2025	*	34:06	11-17	.647	4-4	1.000	6-8	.750	0	0	0	6.3	0	3	2	0	1	32	20.3
George Mason	02/01/2025	*	35:36	4-14	.286	0-3	.000	3-4	.750	1	2	3	6.1	3	4	2	0	1	11	19.9
at Dayton	02/04/2025	*	37:48	7-14	.500	0-0	.000	5-6	.833	2	2	4	6.0	2	8	2	0	3	19	19.8
Richmond	02/08/2025	*	34:38	6-13	.462	0-0	.000	12-14	.857	2	6	8	6.1	4	5	3	2	0	24	20.0
at Massachusetts	02/12/2025	*	37:48	10-16	.625	0-0	.000	1-1	1.000	3	7	10	6.3	0	3	1	2	1	21	20.0
George Washington	02/15/2025	*	37:57	4-13	.308	0-1	.000	8-8	1.000	3	4	7	6.3	3	2	5	3	1	16	19.9
Loyola Chicago	02/18/2025	*	39:05	5-13	.385	0-1	.000	9-14	.643	4	10	14	6.6	3	5	5	0	2	19	19.8
at Fordham	02/22/2025	*	29:08	7-11	.636	1-1	1.000	2-3	.667	0	3	3	6.4	4	2	2	0	0	17	19.7
Saint Louis	02/25/2025	*	37:16	6-14	.429	0-1	.000	2-4	.500	0	2	2	6.3	2	5	4	1	1	14	19.5
at VCU	02/28/2025	*	31:59	1-12	.083	0-2	.000	4-6	.667	1	3	4	6.2	4	2	2	2	0	6	19.1
at Loyola Chicago	03/05/2025	*	37:39	6-20	.300	0-0	.000	7-9	.778	3	3	6	6.2	2	7	4	3	0	19	19.1
Totals		30	990:14	195-404	.483	14-33	.424	168-218	.771	46	140	186	6.2	72	116	81	25	23	572	19.1

Player Averages

Games Played	Minutes/ game	Points/ game	FG Pct	3FG Pct	FT Pct	Rebounds/ game	Assists/ game	Turnovers/ game	Assist/Turnover ratio	Steals/ game	Blocks/ game
30	33.0	19.1	48.3	42.4	77.1	6.2	3.9	2.7	1.4	0.8	0.8

#2 DURKIN, Bobby

Opponent	Date	GS	MIN	Total		3-Pointers		Free throws		Rebounds				PF	A	TO	BLK	STL	PTS	AVG
				FG-FGA	PCT	3FG-3FGA	PCT	FT-FTA	PCT	OFF	DEF	TOT	AVG							
William Peace	11/04/2024	*	21:45	6-8	.750	3-5	.600	0-0	.000	0	4	4	4.0	0	4	0	0	1	15	15.0
at Bowling Green	11/08/2024	*	27:59	5-8	.625	4-6	.667	6-6	1.000	0	5	5	4.5	3	3	1	0	1	20	17.5
ETSU	11/16/2024	*	35:55	4-9	.444	1-3	.333	4-4	1.000	1	4	5	4.7	0	0	2	0	1	13	16.0
VMI	11/22/2024	*	31:02	7-13	.538	5-10	.500	0-0	.000	0	3	3	4.3	3	2	0	0	4	19	16.8
vs Arizona	11/27/2024	*	30:51	5-14	.357	5-10	.500	0-0	.000	2	4	6	4.6	1	5	0	0	1	15	16.4
vs Providence	11/28/2024	*	33:23	7-12	.583	4-8	.500	2-2	1.000	0	4	4	4.5	4	1	1	0	0	20	17.0
vs Gonzaga	11/29/2024	*	32:09	3-10	.300	0-6	.000	1-2	.500	0	3	3	4.3	0	3	1	0	0	7	15.6
Charleston So.	12/06/2024	*	33:28	2-12	.167	0-5	.000	0-0	.000	0	4	4	4.3	1	1	1	0	3	4	14.1
Charlotte	12/10/2024	*	35:13	5-11	.455	4-9	.444	0-0	.000	0	3	3	4.1	1	2	0	0	2	14	14.1
Detroit Mercy	12/14/2024	*	25:16	6-9	.667	4-6	.667	3-4	.750	1	4	5	4.2	0	3	1	0	1	19	14.6
at Temple	12/18/2024	*	32:44	5-12	.417	4-8	.500	0-0	.000	3	3	6	4.4	2	0	1	0	2	14	14.5
Bethune-Cookman	12/21/2024	*	36:05	8-15	.533	6-12	.500	1-1	1.000	2	8	10	4.8	1	1	0	0	2	23	15.3
Eastern Mich.	12/28/2024	*	32:16	5-11	.455	3-7	.429	4-5	.800	0	5	5	4.8	1	3	0	0	2	17	15.4
at George Mason	12/31/2024	*	36:35	3-12	.250	3-7	.429	1-2	.500	0	9	9	5.1	1	1	0	0	2	10	15.0
Duquesne	01/04/2025	*	36:11	4-9	.444	3-5	.600	2-2	1.000	0	3	3	5.0	3	1	0	0	1	13	14.9
Fordham	01/11/2025	*	36:34	3-9	.333	1-6	.167	8-8	1.000	0	13	13	5.5	2	5	2	0	1	15	14.9
at La Salle	01/15/2025	*	36:49	7-17	.412	6-15	.400	0-0	.000	1	7	8	5.6	3	3	1	0	1	20	15.2
at Rhode Island	01/18/2025	*	36:56	10-15	.667	6-10	.600	2-4	.500	3	5	8	5.8	1	1	0	0	1	28	15.9
Saint Joseph's	01/21/2025	*	34:37	2-8	.250	0-3	.000	0-0	.000	1	4	5	5.7	1	2	0	0	1	4	15.3
at Richmond	01/25/2025	*	35:04	6-12	.500	3-8	.375	1-2	.500	2	8	10	6.0	1	2	0	0	1	16	15.3
George Mason	02/01/2025	*	33:58	5-16	.313	4-12	.333	3-4	.750	1	7	8	6.0	1	0	1	0	1	17	15.4
at Dayton	02/04/2025	*	36:47	5-15	.333	3-13	.231	0-0	.000	0	6	6	6.0	2	3	1	0	1	13	15.3
Richmond	02/08/2025	*	37:18	4-7	.571	2-5	.400	2-2	1.000	0	2	2	5.9	0	2	0	0	0	12	15.1
at Massachusetts	02/12/2025	*	31:08	2-10	.200	2-7	.286	0-0	.000	0	7	7	5.9	2	2	2	0	0	6	14.8
George Washington	02/15/2025	*	37:25	7-13	.538	4-10	.400	3-3	1.000	0	7	7	6.0	3	0	4	2	1	21	15.0
Loyola Chicago	02/18/2025	*	31:29	1-13	.077	0-9	.000	0-0	.000	0	4	4	5.9	1	2	1	0	0	2	14.5
at Fordham	02/22/2025	*	37:43	6-16	.375	2-10	.200	6-7	.857	3	10	13	6.1	0	5	3	0	2	20	14.7
Saint Louis	02/25/2025	*	35:15	3-11	.273	2-8	.250	0-0	.000	1	7	8	6.2	2	4	0	0	2	8	14.5
at VCU	02/28/2025	*	32:46	3-10	.300	1-7	.143	2-2	1.000	1	2	3	6.1	0	4	0	0	2	9	14.3
at Loyola Chicago	03/05/2025	*	29:05	5-10	.500	3-7	.429	0-0	.000	0	3	3	6.0	2	4	1	0	1	13	14.2
Totals		30	1003:46	144-347	.415	88-237	.371	51-60	.850	22	158	180	6.0	42	69	24	2	38	427	14.2

Player Averages

Games Played	Minutes/game	Points/game	FG Pct	3FG Pct	FT Pct	Rebounds/game	Assists/game	Turnovers/game	Assist/Turnover ratio	Steals/game	Blocks/game
30	33.5	14.2	41.5	37.1	85.0	6.0	2.3	0.8	2.9	1.3	0.1

#4 LOUGHNANE, Mike

Opponent	Date	GS	MIN	Total		3-Pointers		Free throws		Rebounds				PF	A	TO	BLK	STL	PTS	AVG
				FG-FGA	PCT	3FG-3FGA	PCT	FT-FTA	PCT	OFF	DEF	TOT	AVG							
William Peace	11/04/2024	*	15:06	2-4	.500	1-2	.500	2-2	1.000	0	2	2	2.0	3	4	0	0	0	7	7.0
at Bowling Green	11/08/2024	*	24:58	1-5	.200	1-3	.333	0-0	.000	0	1	1	1.5	3	2	4	0	1	3	5.0
ETSU	11/16/2024	*	16:05	0-2	.000	0-2	.000	0-0	.000	0	1	1	1.3	1	1	0	0	0	0	3.3
VMI	11/22/2024	*	26:54	5-6	.833	2-3	.667	1-1	1.000	0	2	2	1.5	3	6	0	0	2	13	5.8
vs Arizona	11/27/2024	*	26:16	2-4	.500	2-3	.667	0-0	.000	0	4	4	2.0	1	2	2	0	1	6	5.8
vs Providence	11/28/2024	*	30:30	1-3	.333	1-2	.500	0-0	.000	0	3	3	2.2	1	3	1	1	1	3	5.3
vs Gonzaga	11/29/2024	*	21:32	1-4	.250	0-2	.000	0-0	.000	1	1	2	2.1	1	3	2	0	0	2	4.9
Charleston So.	12/06/2024	*	16:38	2-2	1.000	1-1	1.000	0-0	.000	0	3	3	2.3	0	1	2	0	1	5	4.9
Charlotte	12/10/2024	*	25:14	2-3	.667	1-2	.500	0-0	.000	0	5	5	2.6	0	4	2	0	0	5	4.9
Detroit Mercy	12/14/2024	*	20:33	1-4	.250	1-3	.333	0-0	.000	0	1	1	2.4	1	5	0	0	1	3	4.7
at Temple	12/18/2024	*	23:58	1-2	.500	1-1	1.000	0-0	.000	0	4	4	2.5	0	1	2	0	2	3	4.5
Bethune-Cookman	12/21/2024	*	21:14	1-3	.333	1-3	.333	0-0	.000	0	0	0	2.3	3	1	1	0	1	3	4.4
Eastern Mich.	12/28/2024	*	28:05	4-6	.667	4-6	.667	0-0	.000	0	2	2	2.3	2	4	2	0	0	12	5.0
at George Mason	12/31/2024	*	22:56	1-1	1.000	1-1	1.000	0-0	.000	0	0	0	2.1	0	2	2	0	2	3	4.9
Duquesne	01/04/2025	*	28:50	1-3	.333	0-2	.000	3-4	.750	0	3	3	2.2	2	5	0	1	0	5	4.9
Fordham	01/11/2025	*	25:32	2-4	.500	0-0	.000	0-2	.000	0	2	2	2.2	2	0	1	1	1	4	4.8
at La Salle	01/15/2025	*	27:33	3-8	.375	2-5	.400	1-1	1.000	0	3	3	2.2	2	3	0	0	0	9	5.1
at Rhode Island	01/18/2025	*	30:24	4-6	.667	1-3	.333	0-0	.000	1	5	6	2.4	3	2	0	0	0	9	5.3
Saint Joseph's	01/21/2025	*	26:31	1-5	.200	0-3	.000	0-0	.000	0	3	3	2.5	2	0	0	0	1	2	5.1
at Richmond	01/25/2025	*	20:54	1-3	.333	1-3	.333	0-0	.000	0	2	2	2.5	1	2	0	0	0	3	5.0
George Mason	02/01/2025	*	33:40	2-5	.400	1-4	.250	2-2	1.000	0	1	1	2.4	2	5	0	1	0	7	5.1
at Dayton	02/04/2025	*	29:47	2-6	.333	1-5	.200	1-1	1.000	0	4	4	2.5	1	1	0	0	0	6	5.1
Richmond	02/08/2025	*	25:57	5-10	.500	4-7	.571	1-2	.500	1	2	3	2.5	1	2	0	0	0	15	5.6
at Massachusetts	02/12/2025	*	31:23	3-7	.429	1-4	.250	0-0	.000	0	2	2	2.5	2	7	1	0	1	7	5.6
George Washington	02/15/2025	*	27:02	2-6	.333	1-2	.500	2-2	1.000	1	3	4	2.5	2	4	2	0	1	7	5.7
Loyola Chicago	02/18/2025	*	17:41	0-1	.000	0-1	.000	0-0	.000	0	1	1	2.5	1	0	1	0	0	0	5.5
at Fordham	02/22/2025	*	20:52	1-4	.250	1-3	.333	0-0	.000	0	2	2	2.4	3	0	1	0	1	3	5.4
Saint Louis	02/25/2025	*	16:03	0-4	.000	0-4	.000	0-0	.000	0	1	1	2.4	0	1	0	0	0	0	5.2
at VCU	02/28/2025	*	24:20	1-4	.250	0-2	.000	0-0	.000	1	0	1	2.3	2	1	0	2	0	2	5.1
at Loyola Chicago	03/05/2025	*	12:49	0-0	.000	0-0	.000	0-0	.000	0	2	2	2.3	0	0	1	0	0	0	4.9
Totals		30	719:16	52-125	.416	30-82	.366	13-17	.765	5	65	70	2.3	45	72	27	6	17	147	4.9

Player Averages

Games Played	Minutes/game	Points/game	FG Pct	3FG Pct	FT Pct	Rebounds/game	Assists/game	Turnovers/game	Assist/Turnover ratio	Steals/game	Blocks/game
30	24.0	4.9	41.6	36.6	76.5	2.3	2.4	0.9	2.7	0.6	0.2

#8 HURLBURT, Joe

			Total			3-Pointers		Free throws		Rebounds											
Opponent	Date	GS	MIN	FG-FGA	PCT	3FG-3FGA	PCT	FT-FTA	PCT	OFF	DEF	TOT	AVG	PF	A	TO	BLK	STL	PTS	AVG	
William Peace	11/04/2024		17:02	0-3	.000	0-2	.000	1-2	.500	0	6	6	6.0	1	0	1	0	0	1	1.0	
at Bowling Green	11/08/2024		03:27	1-1	1.000	0-0	.000	0-0	.000	0	0	0	3.0	0	1	0	0	0	2	1.5	
ETSU	11/16/2024		04:05	0-1	.000	0-1	.000	1-2	.500	2	0	2	2.7	0	0	1	0	0	1	1.3	
VMI	11/22/2024		03:17	1-3	.333	1-1	1.000	0-0	.000	0	1	1	2.3	0	0	0	0	0	3	1.8	
vs Arizona	11/27/2024		05:49	1-5	.200	0-3	.000	0-0	.000	1	0	1	2.0	1	0	1	0	0	2	1.8	
vs Gonzaga	11/29/2024		10:37	1-1	1.000	1-1	1.000	0-0	.000	0	1	1	1.8	4	1	0	0	1	3	2.0	
Detroit Mercy	12/14/2024		11:07	0-1	.000	0-0	.000	2-2	1.000	2	2	4	2.1	1	1	1	1	0	2	2.0	
at Temple	12/18/2024		03:51	0-0	.000	0-0	.000	0-0	.000	0	0	0	1.9	0	0	1	0	0	0	1.8	
Bethune-Cookman	12/21/2024		10:17	0-1	.000	0-0	.000	0-0	.000	0	2	2	1.9	3	1	0	0	0	0	1.6	
Eastern Mich.	12/28/2024		12:27	0-0	.000	0-0	.000	4-6	.667	2	2	4	2.1	2	0	1	0	0	4	1.8	
at George Mason	12/31/2024		10:04	0-3	.000	0-3	.000	0-0	.000	0	1	1	2.0	1	1	1	0	0	0	1.6	
Duquesne	01/04/2025		03:57	1-2	.500	0-0	.000	0-0	.000	1	0	1	1.9	1	0	1	0	0	0	2	1.7
Fordham	01/11/2025		05:21	0-4	.000	0-1	.000	2-2	1.000	2	2	4	2.1	2	0	0	0	0	2	1.7	
at La Salle	01/15/2025		03:38	1-2	.500	0-1	.000	0-0	.000	0	0	0	1.9	1	0	0	0	0	2	1.7	
at Rhode Island	01/18/2025		05:22	0-0	.000	0-0	.000	0-0	.000	0	1	1	1.9	1	0	1	0	0	0	1.6	
Saint Joseph's	01/21/2025		05:33	1-2	.500	0-1	.000	0-0	.000	1	0	1	1.8	0	0	0	0	0	2	1.6	
at Richmond	01/25/2025		05:54	1-2	.500	0-1	.000	0-0	.000	0	1	1	1.8	3	0	0	0	0	0	2	1.6
George Mason	02/01/2025		11:22	1-2	.500	1-2	.500	0-0	.000	0	0	0	1.7	1	0	0	0	0	3	1.7	
at Dayton	02/04/2025		02:12	0-0	.000	0-0	.000	0-0	.000	0	0	0	1.6	1	0	1	0	0	0	1.6	
Richmond	02/08/2025		04:38	0-0	.000	0-0	.000	0-0	.000	0	0	0	1.5	0	0	0	0	0	0	1.6	
at Massachusetts	02/12/2025		02:12	0-1	.000	0-0	.000	0-0	.000	1	0	1	1.5	0	0	0	0	0	0	1.5	
George Washington	02/15/2025		02:03	0-0	.000	0-0	.000	0-0	.000	0	0	0	1.4	0	0	1	0	0	0	1.4	
Loyola Chicago	02/18/2025		00:55	0-1	.000	0-1	.000	0-0	.000	0	0	0	1.3	0	0	0	0	0	0	1.3	
at Fordham	02/22/2025		06:01	0-0	.000	0-0	.000	0-0	.000	1	0	1	1.3	4	0	0	0	1	0	1.3	
Saint Louis	02/25/2025		02:44	0-1	.000	0-1	.000	0-0	.000	0	0	0	1.3	0	0	0	1	0	0	1.2	
at Loyola Chicago	03/05/2025		02:21	0-1	.000	0-0	.000	0-0	.000	0	0	0	1.2	1	0	0	0	0	0	1.2	
Totals		0	156:17	9-37	.243	3-19	.158	10-14	.714	13	19	32	1.2	28	5	11	2	2	31	1.2	

Player Averages

Games Played	Minutes/game	Points/game	FG Pct	3FG Pct	FT Pct	Rebounds/game	Assists/game	Turnovers/game	Assist/Turnover ratio	Steals/game	Blocks/game
26	6.0	1.2	24.3	15.8	71.4	1.2	0.2	0.4	0.5	0.1	0.1

#12 ADAM, Hunter

Opponent	Date	GS	MIN	Total		3-Pointers		Free throws		Rebounds											
				FG-FGA	PCT	3FG-3FGA	PCT	FT-FTA	PCT	OFF	DEF	TOT	AVG	PF	A	TO	BLK	STL	PTS	AVG	
William Peace	11/04/2024		13:52	2-3	.667	0-1	.000	0-0	.000	0	0	0	0.0	3	0	1	2	2	4	4.0	
at Bowling Green	11/08/2024		10:07	0-1	.000	0-1	.000	0-0	.000	0	3	3	1.5	1	1	0	0	0	0	2.0	
ETSU	11/16/2024		20:40	3-4	.750	1-2	.500	1-4	.250	1	2	3	2.0	3	0	0	0	0	8	4.0	
VMI	11/22/2024		04:34	0-0	.000	0-0	.000	0-0	.000	0	2	2	2.0	1	1	0	0	0	0	3.0	
vs Arizona	11/27/2024		10:54	0-0	.000	0-0	.000	0-0	.000	0	1	1	1.8	0	1	1	0	1	0	2.4	
vs Providence	11/28/2024		17:22	1-3	.333	0-0	.000	0-0	.000	1	1	2	1.8	3	2	0	0	0	2	2.3	
vs Gonzaga	11/29/2024		12:01	2-3	.667	1-1	1.000	0-0	.000	0	0	0	1.6	4	0	0	0	1	5	2.7	
Charleston So.	12/06/2024		15:03	2-3	.667	0-1	.000	0-0	.000	0	1	1	1.5	1	0	0	0	0	4	2.9	
Charlotte	12/10/2024		02:37	0-1	.000	0-1	.000	0-0	.000	0	0	0	1.3	1	0	0	0	0	0	2.6	
Detroit Mercy	12/14/2024		16:21	1-4	.250	1-4	.250	0-0	.000	0	2	2	1.4	1	0	1	0	0	3	2.6	
at Temple	12/18/2024		14:29	1-4	.250	0-2	.000	0-0	.000	3	1	4	1.6	2	0	1	0	0	2	2.5	
Bethune-Cookman	12/21/2024		12:18	0-0	.000	0-0	.000	0-0	.000	0	1	1	1.6	4	0	0	1	0	0	2.3	
Eastern Mich.	12/28/2024		14:38	0-1	.000	0-1	.000	1-2	.500	1	1	2	1.6	3	0	0	1	0	1	2.2	
at George Mason	12/31/2024		18:41	4-4	1.000	3-3	1.000	0-0	.000	1	0	1	1.6	4	1	0	0	0	11	2.9	
Duquesne	01/04/2025		10:16	2-2	1.000	1-1	1.000	0-0	.000	1	0	1	1.5	1	0	1	0	0	5	3.0	
Fordham	01/11/2025		08:42	1-2	.500	0-1	.000	0-0	.000	0	1	1	1.5	1	0	0	0	1	2	2.9	
at La Salle	01/15/2025		09:56	1-2	.500	0-1	.000	0-0	.000	1	0	1	1.5	1	1	0	0	0	2	2.9	
at Rhode Island	01/18/2025		16:30	1-3	.333	0-1	.000	0-0	.000	1	3	4	1.6	3	0	0	0	0	2	2.8	
Saint Joseph's	01/21/2025		01:24	0-0	.000	0-0	.000	0-0	.000	0	0	0	1.5	1	0	0	0	0	0	2.7	
at Richmond	01/25/2025		22:00	0-1	.000	0-1	.000	0-2	.000	1	4	5	1.7	2	2	0	0	0	0	2.6	
George Mason	02/01/2025		13:50	2-3	.667	1-1	1.000	0-0	.000	1	2	3	1.8	1	1	0	0	1	5	2.7	
at Dayton	02/04/2025		18:03	1-2	.500	0-0	.000	0-0	.000	2	4	6	2.0	5	0	1	1	0	2	2.6	
Richmond	02/08/2025		20:46	0-1	.000	0-0	.000	0-0	.000	1	4	5	2.1	2	0	0	0	0	0	2.5	
at Massachusetts	02/12/2025		17:19	4-5	.800	2-2	1.000	0-0	.000	3	3	6	2.3	4	1	1	1	0	10	2.8	
George Washington	02/15/2025		10:21	0-1	.000	0-1	.000	0-0	.000	0	0	0	2.2	5	1	0	1	1	0	2.7	
Loyola Chicago	02/18/2025		23:01	3-4	.750	2-3	.667	3-4	.750	2	3	5	2.3	2	1	0	0	0	11	3.0	
at Fordham	02/22/2025	*	20:10	2-3	.667	2-3	.667	2-2	1.000	1	3	4	2.3	1	0	1	0	0	8	3.2	
Saint Louis	02/25/2025	*	22:40	1-1	1.000	1-1	1.000	0-0	.000	0	2	2	2.3	0	0	0	2	1	3	3.2	
at VCU	02/28/2025	*	17:34	0-1	.000	0-1	.000	0-0	.000	0	1	1	2.3	0	1	2	0	0	0	3.1	
at Loyola Chicago	03/05/2025	*	20:30	3-5	.600	0-2	.000	3-3	1.000	2	6	8	2.5	2	0	0	0	2	9	3.3	
Totals		4	436:40	37-67	.552	15-36	.417	10-17	.588	23	51	74	2.5	62	14	10	9	10	99	3.3	

Player Averages

Games Played	Minutes/game	Points/game	FG Pct	3FG Pct	FT Pct	Rebounds/game	Assists/game	Turnovers/game	Assist/Turnover ratio	Steals/game	Blocks/game
30	14.6	3.3	55.2	41.7	58.8	2.5	0.5	0.3	1.4	0.3	0.3

#15 LOGAN, Sean

Opponent	Date	GS	MIN	Total		3-Pointers		Free throws		Rebounds				PF	A	TO	BLK	STL	PTS	AVG
				FG-FGA	PCT	3FG-3FGA	PCT	FT-FTA	PCT	OFF	DEF	TOT	AVG							
William Peace	11/04/2024	*	15:10	3-5	.600	0-0	.000	0-1	.000	3	1	4	4.0	2	2	1	0	2	6	6.0
at Bowling Green	11/08/2024	*	25:54	1-3	.333	0-2	.000	0-0	.000	0	0	0	2.0	4	2	2	6	0	2	4.0
ETSU	11/16/2024	*	08:54	0-0	.000	0-0	.000	0-0	.000	1	1	2	2.0	4	0	1	0	0	0	2.7
VMI	11/22/2024	*	22:34	3-7	.429	0-0	.000	1-1	1.000	1	7	8	3.5	5	1	1	1	0	7	3.8
vs Arizona	11/27/2024	*	20:23	3-5	.600	1-1	1.000	0-1	.000	3	2	5	3.8	3	0	1	1	2	7	4.4
vs Providence	11/28/2024	*	16:49	1-2	.500	0-1	.000	2-2	1.000	0	2	2	3.5	3	0	0	1	0	4	4.3
vs Gonzaga	11/29/2024	*	21:12	1-1	1.000	0-0	.000	0-1	.000	0	2	2	3.3	2	1	2	2	1	2	4.0
Charleston So.	12/06/2024	*	28:51	4-4	1.000	1-1	1.000	0-2	.000	1	4	5	3.5	3	0	0	2	0	9	4.6
Charlotte	12/10/2024	*	22:27	3-4	.750	0-1	.000	1-2	.500	3	1	4	3.6	3	1	0	1	0	7	4.9
Detroit Mercy	12/14/2024	*	21:00	1-3	.333	0-0	.000	1-2	.500	5	5	10	4.2	1	0	1	3	0	3	4.7
at Temple	12/18/2024	*	06:12	0-2	.000	0-0	.000	0-0	.000	1	0	1	3.9	2	0	0	1	0	0	4.3
Totals		11	209:26	20-36	.556	2-6	.333	5-12	.417	18	25	43	3.9	32	7	9	18	5	47	4.3

Player Averages

Games Played	Minutes/game	Points/game	FG Pct	3FG Pct	FT Pct	Rebounds/game	Assists/game	Turnovers/game	Assist/Turnover ratio	Steals/game	Blocks/game
11	19.0	4.3	55.6	33.3	41.7	3.9	0.6	0.8	0.8	0.5	1.6

#20 LAPUT, Zach

Opponent	Date	GS	MIN	Total		3-Pointers		Free throws		Rebounds				PF	A	TO	BLK	STL	PTS	AVG
				FG-FGA	PCT	3FG-3FGA	PCT	FT-FTA	PCT	OFF	DEF	TOT	AVG							
William Peace	11/04/2024		18:42	6-11	.545	0-2	.000	1-2	.500	2	1	3	3.0	1	1	0	0	0	13	13.0
at Bowling Green	11/08/2024		20:11	3-10	.300	0-1	.000	0-0	.000	5	3	8	5.5	2	5	1	0	1	6	9.5
ETSU	11/16/2024		22:13	6-7	.857	0-0	.000	2-3	.667	1	2	3	4.7	2	0	0	0	1	14	11.0
VMI	11/22/2024		23:57	2-6	.333	1-5	.200	5-6	.833	2	1	3	4.3	1	5	1	0	1	10	10.8
vs Arizona	11/27/2024		21:59	2-5	.400	1-4	.250	0-0	.000	1	1	2	3.8	3	2	0	0	2	5	9.6
vs Providence	11/28/2024		08:31	0-1	.000	0-0	.000	0-0	.000	0	1	1	3.3	1	0	0	0	0	0	8.0
vs Gonzaga	11/29/2024		12:53	3-6	.500	1-3	.333	1-1	1.000	0	1	1	3.0	1	0	2	0	0	8	8.0
Charleston So.	12/06/2024		24:06	1-3	.333	1-2	.500	0-0	.000	3	2	5	3.3	2	1	1	0	0	3	7.4
Charlotte	12/10/2024		26:07	2-6	.333	2-4	.500	1-2	.500	5	2	7	3.7	0	4	1	0	0	7	7.3
Detroit Mercy	12/14/2024		16:53	2-5	.400	1-3	.333	2-2	1.000	1	2	3	3.6	2	0	1	0	0	7	7.3
at Temple	12/18/2024		30:19	4-8	.500	0-2	.000	0-0	.000	2	1	3	3.5	3	3	1	0	0	8	7.4
Bethune-Cookman	12/21/2024	*	30:37	6-9	.667	0-1	.000	3-6	.500	1	3	4	3.6	3	3	2	0	1	15	8.0
Eastern Mich.	12/28/2024	*	32:54	4-9	.444	2-3	.667	0-1	.000	1	6	7	3.8	4	2	0	0	1	10	8.2
at George Mason	12/31/2024	*	34:05	4-11	.364	2-4	.500	1-1	1.000	2	0	2	3.7	2	0	0	0	0	11	8.4
Duquesne	01/04/2025	*	32:04	6-9	.667	2-4	.500	3-5	.600	0	4	4	3.7	2	2	0	0	1	17	8.9
Fordham	01/11/2025	*	34:23	1-3	.333	0-2	.000	0-2	.000	2	3	5	3.8	2	3	1	0	1	2	8.5
at La Salle	01/15/2025	*	27:58	3-7	.429	0-2	.000	0-0	.000	2	5	7	4.0	2	3	2	0	0	6	8.4
at Rhode Island	01/18/2025	*	23:30	4-9	.444	1-5	.200	0-0	.000	0	1	1	3.8	4	2	2	0	1	9	8.4
Saint Joseph's	01/21/2025	*	31:01	4-9	.444	1-3	.333	1-2	.500	2	4	6	3.9	2	2	2	0	0	10	8.5
at Richmond	01/25/2025	*	30:27	2-5	.400	1-4	.250	1-2	.500	1	5	6	4.1	3	3	1	0	2	6	8.4
George Mason	02/01/2025	*	24:55	2-4	.500	1-2	.500	1-1	1.000	0	2	2	4.0	2	1	2	0	2	6	8.2
at Dayton	02/04/2025	*	22:44	1-4	.250	0-3	.000	0-0	.000	2	0	2	3.9	1	0	1	0	1	2	8.0
Richmond	02/08/2025	*	29:19	3-7	.429	1-4	.250	0-0	.000	2	3	5	3.9	3	1	1	0	0	7	7.9
at Massachusetts	02/12/2025	*	25:42	4-7	.571	1-2	.500	4-4	1.000	1	3	4	3.9	2	2	1	0	2	13	8.1
George Washington	02/15/2025	*	29:39	7-13	.538	1-5	.200	2-2	1.000	2	1	3	3.9	2	1	1	0	1	17	8.5
Loyola Chicago	02/18/2025	*	16:39	3-7	.429	0-2	.000	0-0	.000	1	1	2	3.8	0	0	2	0	0	6	8.4
at Fordham	02/22/2025		26:58	3-9	.333	0-2	.000	4-6	.667	1	3	4	3.8	1	3	1	0	2	10	8.4
Saint Louis	02/25/2025		17:20	1-5	.200	0-3	.000	0-0	.000	1	3	4	3.8	1	0	0	0	0	2	8.2
at VCU	02/28/2025		28:45	7-9	.778	2-2	1.000	2-3	.667	2	4	6	3.9	4	1	3	0	0	18	8.6
at Loyola Chicago	03/05/2025		15:27	2-3	.667	1-1	1.000	0-0	.000	1	1	2	3.8	1	1	2	0	2	5	8.4
Totals		15	740:18	98-207	.473	23-80	.288	34-51	.667	46	69	115	3.8	59	51	32	0	22	253	8.4

Player Averages

Games Played	Minutes/game	Points/game	FG Pct	3FG Pct	FT Pct	Rebounds/game	Assists/game	Turnovers/game	Assist/Turnover ratio	Steals/game	Blocks/game
30	24.7	8.4	47.3	28.8	66.7	3.8	1.7	1.1	1.6	0.7	0.0

#22 GHEDINI, Riccardo

Opponent	Date	GS	MIN	Total		3-Pointers		Free throws		Rebounds				PF	A	TO	BLK	STL	PTS	AVG
				FG-FGA	PCT	3FG-3FGA	PCT	FT-FTA	PCT	OFF	DEF	TOT	AVG							
William Peace	11/04/2024		16:31	2-4	.500	0-1	.000	0-0	.000	1	4	5	5.0	1	4	0	0	0	4	4.0
at Bowling Green	11/08/2024		02:56	0-0	.000	0-0	.000	0-0	.000	0	0	0	2.5	1	0	0	0	1	0	2.0
ETSU	11/16/2024		02:03	0-0	.000	0-0	.000	0-0	.000	0	0	0	1.7	0	0	0	0	0	0	1.3
VMI	11/22/2024		09:09	0-2	.000	0-1	.000	0-0	.000	0	0	0	1.3	1	1	0	1	2	0	1.0
vs Arizona	11/27/2024		07:54	0-0	.000	0-0	.000	0-0	.000	0	0	0	1.0	0	1	0	0	0	0	0.8
vs Gonzaga	11/29/2024		04:56	0-1	.000	0-1	.000	0-0	.000	0	0	0	0.8	0	1	0	0	0	0	0.7
Detroit Mercy	12/14/2024		10:00	0-3	.000	0-3	.000	0-0	.000	0	0	0	0.7	1	1	0	1	1	0	0.6
Bethune-Cookman	12/21/2024		01:15	0-1	.000	0-0	.000	0-0	.000	0	0	0	0.6	0	0	1	0	0	0	0.5
Eastern Mich.	12/28/2024		01:59	0-0	.000	0-0	.000	0-0	.000	0	0	0	0.6	0	0	0	0	0	0	0.4
Saint Joseph's	01/21/2025		07:35	0-0	.000	0-0	.000	0-0	.000	0	0	0	0.5	2	2	0	0	0	0	0.4
Totals		0	64:18	2-11	.182	0-6	.000	0-0	.000	1	4	5	0.5	6	10	1	2	4	4	0.4

Player Averages

Games Played	Minutes/game	Points/game	FG Pct	3FG Pct	FT Pct	Rebounds/game	Assists/game	Turnovers/game	Assist/Turnover ratio	Steals/game	Blocks/game
10	6.4	0.4	18.2	0.0	0.0	0.5	1.0	0.1	10.0	0.4	0.2

#23 KOCHERA, Connor

Opponent	Date	GS	MIN	Total		3-Pointers		Free throws		Rebounds				PF	A	TO	BLK	STL	PTS	AVG
				FG-FGA	PCT	3FG-3FGA	PCT	FT-FTA	PCT	OFF	DEF	TOT	AVG							
William Peace	11/04/2024	*	18:54	7-10	.700	1-1	1.000	4-4	1.000	1	4	5	5.0	0	4	1	0	2	19	19.0
at Bowling Green	11/08/2024	*	26:11	8-12	.667	2-4	.500	5-6	.833	0	6	6	5.5	3	1	3	0	0	23	21.0
ETSU	11/16/2024	*	32:02	5-9	.556	0-1	.000	3-4	.750	2	1	3	4.7	0	3	1	0	0	13	18.3
VMI	11/22/2024	*	28:44	3-6	.500	1-4	.250	2-2	1.000	0	3	3	4.3	2	5	3	0	3	9	16.0
vs Arizona	11/27/2024	*	28:58	8-18	.444	1-5	.200	3-3	1.000	0	4	4	4.2	2	2	4	0	1	20	16.8
vs Providence	11/28/2024	*	34:43	7-10	.700	0-0	.000	8-11	.727	0	5	5	4.3	1	1	1	1	0	22	17.7
vs Gonzaga	11/29/2024	*	31:12	2-7	.286	1-3	.333	3-4	.750	0	3	3	4.1	0	4	0	0	0	8	16.3
Charleston So.	12/06/2024	*	36:42	7-16	.438	1-2	.500	6-6	1.000	1	4	5	4.3	0	5	0	0	0	21	16.9
Charlotte	12/10/2024	*	30:55	3-9	.333	0-4	.000	5-9	.556	0	3	3	4.1	4	0	2	0	1	11	16.2
Detroit Mercy	12/14/2024	*	23:28	8-10	.800	1-3	.333	0-0	.000	0	6	6	4.3	0	2	0	0	0	17	16.3
at Temple	12/18/2024	*	33:44	3-12	.250	2-8	.250	0-0	.000	1	3	4	4.3	0	3	1	0	3	8	15.5
Bethune-Cookman	12/21/2024	*	36:39	6-7	.857	2-2	1.000	0-1	.000	1	3	4	4.3	1	3	2	0	1	14	15.4
Eastern Mich.	12/28/2024	*	36:01	11-13	.846	3-4	.750	9-12	.750	1	4	5	4.3	1	3	2	0	1	34	16.8
at George Mason	12/31/2024	*	36:46	1-5	.200	0-2	.000	0-0	.000	0	4	4	4.3	0	4	2	0	2	2	15.8
Duquesne	01/04/2025	*	36:05	3-9	.333	1-4	.250	0-0	.000	0	6	6	4.4	2	5	0	0	0	7	15.2
Fordham	01/11/2025	*	34:00	8-14	.571	2-3	.667	2-3	.667	2	4	6	4.5	0	2	0	0	2	20	15.5
at La Salle	01/15/2025	*	33:37	6-11	.545	1-2	.500	1-2	.500	0	2	2	4.4	3	3	1	0	3	14	15.4
at Rhode Island	01/18/2025	*	30:43	1-4	.250	0-2	.000	1-2	.500	0	3	3	4.3	1	4	3	0	0	3	14.7
Saint Joseph's	01/21/2025	*	33:16	4-9	.444	0-2	.000	0-0	.000	0	3	3	4.2	1	2	2	0	0	8	14.4
at Richmond	01/25/2025	*	36:17	3-13	.231	1-6	.167	4-4	1.000	0	2	2	4.1	0	3	1	0	2	11	14.2
George Mason	02/01/2025	*	26:57	5-11	.455	1-4	.250	0-0	.000	1	2	3	4.0	3	1	2	0	2	11	14.0
at Dayton	02/04/2025	*	35:11	6-12	.500	1-3	.333	4-4	1.000	0	8	8	4.2	3	3	2	0	2	17	14.2
Richmond	02/08/2025	*	36:42	4-13	.308	1-7	.143	0-0	.000	2	4	6	4.3	1	4	0	0	2	9	14.0
at Massachusetts	02/12/2025	*	33:39	4-11	.364	1-4	.250	3-4	.750	0	2	2	4.2	1	1	0	0	0	12	13.9
George Washington	02/15/2025	*	29:34	2-5	.400	0-2	.000	0-0	.000	1	4	5	4.2	2	4	0	0	0	4	13.5
Loyola Chicago	02/18/2025	*	29:50	4-9	.444	1-2	.500	4-5	.800	0	2	2	4.2	4	2	0	0	0	13	13.5
at Fordham	02/22/2025	*	36:05	7-13	.538	1-3	.333	2-4	.500	0	8	8	4.3	0	4	3	0	0	17	13.6
Saint Louis	02/25/2025	*	35:06	9-16	.563	4-6	.667	0-0	.000	3	3	6	4.4	2	3	2	0	1	22	13.9
at VCU	02/28/2025	*	34:38	6-12	.500	2-6	.333	4-6	.667	2	1	3	4.3	3	0	3	0	1	18	14.0
at Loyola Chicago	03/05/2025	*	35:34	5-9	.556	0-1	.000	2-2	1.000	0	2	2	4.2	2	2	4	0	1	12	14.0
Totals		30	972:13	156-315	.495	32-100	.320	75-98	.765	18	109	127	4.2	42	83	45	1	30	419	14.0

Player Averages

Games Played	Minutes/game	Points/game	FG Pct	3FG Pct	FT Pct	Rebounds/game	Assists/game	Turnovers/game	Assist/Turnover ratio	Steals/game	Blocks/game
30	32.4	14.0	49.5	32.0	76.5	4.2	2.8	1.5	1.8	1.0	0.0

#24 KATSOCK, Michael

Opponent	Date	GS	MIN	Total		3-Pointers		Free throws		Rebounds				PF				PTS	AVG
				FG-FGA	PCT	3FG-3FGA	PCT	FT-FTA	PCT	OFF	DEF	TOT	AVG	A	TO	BLK	STL		
William Peace	11/04/2024		06:12	1-1	1.000	0-0	.000	0-0	.000	0	0	0	0.0	1	0	1	0	0	2.0
VMI	11/22/2024		01:34	0-1	.000	0-1	.000	0-0	.000	0	0	0	0.0	0	1	0	0	0	1.0
Detroit Mercy	12/14/2024		00:57	1-1	1.000	1-1	1.000	0-0	.000	0	0	0	0.0	0	0	0	0	3	1.7
Eastern Mich.	12/28/2024		01:01	0-0	.000	0-0	.000	0-0	.000	0	0	0	0.0	0	0	0	0	0	1.3
Totals		0	09:44	2-3	.667	1-2	.500	0-0	.000	0	0	0	0.0	1	1	1	0	5	1.3

Player Averages

Games Played	Minutes/game	Points/game	FG Pct	3FG Pct	FT Pct	Rebounds/game	Assists/game	Turnovers/game	Assist/Turnover ratio	Steals/game	Blocks/game
4	2.4	1.3	66.7	50.0	0.0	0.0	0.3	0.3	1.0	0.0	0.0

#45 BLUMS, Roberts

Opponent	Date	GS	MIN	Total		3-Pointers		Free throws		Rebounds										
				FG-FGA	PCT	3FG-3FGA	PCT	FT-FTA	PCT	OFF	DEF	TOT	AVG	PF	A	TO	BLK	STL	PTS	AVG
William Peace	11/04/2024		20:09	1-7	.143	0-3	.000	2-2	1.000	0	3	3	3.0	2	2	3	0	4	4	4.0
at Bowling Green	11/08/2024		22:47	3-10	.300	3-8	.375	2-3	.667	0	2	2	2.5	1	1	0	0	0	11	7.5
ETSU	11/16/2024		24:15	3-4	.750	1-2	.500	2-2	1.000	0	2	2	2.3	4	0	2	0	0	9	8.0
VMI	11/22/2024		16:58	2-7	.286	2-6	.333	0-0	.000	0	1	1	2.0	2	0	0	0	0	6	7.5
vs Arizona	11/27/2024		21:28	3-9	.333	1-6	.167	0-0	.000	0	1	1	1.8	3	1	0	0	0	7	7.4
vs Providence	11/28/2024		23:41	0-5	.000	0-5	.000	0-0	.000	0	2	2	1.8	1	1	1	0	0	0	6.2
vs Gonzaga	11/29/2024		24:19	5-10	.500	1-5	.200	0-0	.000	0	2	2	1.9	2	1	2	0	0	11	6.9
Charleston So.	12/06/2024		10:52	1-1	1.000	0-0	.000	0-0	.000	0	0	0	1.6	0	0	1	0	0	2	6.3
Charlotte	12/10/2024		22:03	5-10	.500	3-8	.375	0-0	.000	0	0	0	1.4	2	1	0	0	0	13	7.0
Detroit Mercy	12/14/2024		15:33	4-9	.444	4-8	.500	0-0	.000	0	2	2	1.5	1	2	5	0	0	12	7.5
at Temple	12/18/2024		16:20	0-3	.000	0-3	.000	0-2	.000	0	5	5	1.8	0	0	0	0	0	0	6.8
Bethune-Cookman	12/21/2024		14:16	0-2	.000	0-1	.000	0-0	.000	0	1	1	1.8	0	0	1	0	0	0	6.3
Eastern Mich.	12/28/2024		12:05	1-5	.200	0-3	.000	0-0	.000	0	3	3	1.8	1	2	2	0	0	2	5.9
at George Mason	12/31/2024		12:04	0-2	.000	0-2	.000	0-0	.000	0	1	1	1.8	2	1	0	0	0	0	5.5
Duquesne	01/04/2025		10:35	2-5	.400	2-5	.400	0-0	.000	0	1	1	1.7	0	1	1	0	1	6	5.5
Fordham	01/11/2025		20:48	2-5	.400	2-3	.667	0-1	.000	0	3	3	1.8	3	0	1	0	1	6	5.6
at La Salle	01/15/2025		14:30	0-2	.000	0-2	.000	0-0	.000	0	2	2	1.8	2	1	2	0	0	0	5.2
at Rhode Island	01/18/2025		11:23	1-2	.500	0-1	.000	0-0	.000	0	0	0	1.7	1	1	0	0	1	2	5.1
Saint Joseph's	01/21/2025		21:04	2-5	.400	2-4	.500	0-0	.000	2	5	7	2.0	2	0	0	0	0	6	5.1
at Richmond	01/25/2025		06:15	0-1	.000	0-0	.000	0-0	.000	0	0	0	1.9	0	0	0	0	0	0	4.9
George Mason	02/01/2025		03:31	0-2	.000	0-2	.000	0-0	.000	1	0	1	1.9	1	0	1	0	0	0	4.6
at Massachusetts	02/12/2025		05:25	2-4	.500	0-1	.000	0-0	.000	1	0	1	1.8	1	1	0	0	0	4	4.6
George Washington	02/15/2025		04:19	0-0	.000	0-0	.000	0-0	.000	0	0	0	1.7	0	0	0	0	0	0	4.4
Loyola Chicago	02/18/2025		15:22	2-4	.500	2-3	.667	0-0	.000	0	0	0	1.7	4	1	0	0	0	6	4.5
at Fordham	02/22/2025		04:36	0-0	.000	0-0	.000	0-0	.000	0	0	0	1.6	0	0	0	0	0	0	4.3
Saint Louis	02/25/2025		12:43	0-2	.000	0-2	.000	0-0	.000	0	3	3	1.7	0	0	0	0	0	0	4.1
at VCU	02/28/2025		17:32	1-3	.333	1-2	.500	0-0	.000	0	2	2	1.7	1	1	0	0	0	3	4.1
at Loyola Chicago	03/05/2025		29:06	4-10	.400	4-9	.444	0-0	.000	0	3	3	1.7	1	2	0	0	0	12	4.4
Totals		0	433:59	44-129	.341	28-94	.298	6-10	.600	4	44	48	1.7	37	20	22	0	7	122	4.4

Player Averages

Games Played	Minutes/game	Points/game	FG Pct	3FG Pct	FT Pct	Rebounds/game	Assists/game	Turnovers/game	Assist/Turnover ratio	Steals/game	Blocks/game
28	15.5	4.4	34.1	29.8	60.0	1.7	0.7	0.8	0.9	0.3	0.0

#50 ZIMMERMAN, Luke

Opponent	Date	GS	MIN	Total		3-Pointers		Free throws		Rebounds							
				FG-FGA	PCT	3FG-3FGA	PCT	FT-FTA	PCT	OFF	DEF	TOT	AVG	PF	A	TO	BLK
William Peace	11/04/2024		02:50	0-0	.000	0-0	.000	0-0	.000	0	0	0	0.0	0	0	0	0
VMI	11/22/2024		01:34	0-0	.000	0-0	.000	0-0	.000	0	1	1	0.5	0	0	0	0
Detroit Mercy	12/14/2024		00:57	0-0	.000	0-0	.000	0-0	.000	0	1	1	0.7	1	0	0	0
Eastern Mich.	12/28/2024		01:01	0-0	.000	0-0	.000	0-0	.000	0	1	1	0.8	0	0	1	0
Totals		0	06:22	0-0	.000	0-0	.000	0-0	.000	0	3	3	0.8	1	0	1	0

Player Averages

Games Played	Minutes/game	Points/game	FG Pct	3FG Pct	FT Pct	Rebounds/game	Assists/game	Turnovers/game	Assist/Turnover ratio	Steals/game	Blocks/game
4	1.6	0.0	0.0	0.0	0.0	0.8	0.0	0.3	0.0	0.0	0.0

#51 MATHENY, Brock

Opponent	Date	GS	MIN	Total		3-Pointers		Free throws		Rebounds							
				FG-FGA	PCT	3FG-3FGA	PCT	FT-FTA	PCT	OFF	DEF	TOT	AVG	PF	A	TO	BLK
William Peace	11/04/2024		03:52	0-3	.000	0-3	.000	0-0	.000	0	0	0	0.0	0	0	0	0
VMI	11/22/2024		01:34	1-1	1.000	1-1	1.000	0-0	.000	0	0	0	0.0	0	0	0	0
Detroit Mercy	12/14/2024		00:57	0-0	.000	0-0	.000	0-0	.000	0	0	0	0.0	0	0	0	0
Eastern Mich.	12/28/2024		01:01	0-0	.000	0-0	.000	0-0	.000	0	0	0	0.0	0	0	0	0
Totals		0	07:24	1-4	.250	1-4	.250	0-0	.000	0	0	0	0.0	0	0	0	0

Player Averages

Games Played	Minutes/game	Points/game	FG Pct	3FG Pct	FT Pct	Rebounds/game	Assists/game	Turnovers/game	Assist/Turnover ratio	Steals/game	Blocks/game
4	1.9	0.8	25.0	25.0	0.0	0.0	0.0	0.0	0.0	0.0	0.0