DAVIDSON COLLEGE BASKETBALL

Davidson Athletic Communications
Baker Sports Complex | B213
Davidson, NC 28035
MBB Contact: Dani Gariglio
Office: 704-894-2635
Cell: 516-710-1079
Email: dagariglio@davidson.edu
Web: DavidsonWildcats.com

15 NCAA TOURNAMENT APPEARANCES | 3 ELITE EIGHT BERTHS | 9 NIT APPEARANCES | 16 ALL-AMERICANS | 49 ALL-CONFERENCE FIRST-TEAM SELECTIONS

2024-25 SCHEDULE

NOVEMBER

4	**WILLIAM PEACE (ESPN+)**	**W, 88-47**
8	at Bowling Green (ESPN+)	W, 91-85
16	**ETSU (ESPN+)**	**W, 76-70**
22	**VMI (ESPN+)**	**W, 93-66**

BATTLE 4 ATLANTIS

27	vs. #24 Arizona[1] (ESPN2)	L, 71-104
28	vs. RV Providence[1] (ESPN2)	W, 69-58
29	vs. #3 Gonzaga[1] (ESPN2)	L, 65-90

DECEMBER

6	**CHARLESTON SOUTHERN (ESPN+)**	**W, 73-72**
10	**CHARLOTTE (ESPN+)**	**W, 75-71**
14	**DETROIT MERCY (ESPN+)**	**W, 86-51**
18	at Temple (ESPN+)	L, 61-62
21	**BETHUNE-COOKMAN (ESPN+)**	**W, 76-63**
28	**EASTERN MICHIGAN (ESPN+)**	**W, 86-64**
31	at George Mason* (ESPN+)	L, 57-69

JANUARY

4	**DUQUESNE* (ESPN+)**	**W, 77-71**
11	**FORDHAM* (ESPN+)**	**W, 74-64**
15	at La Salle* (ESPN+)	L, 76-79
18	at Rhode Island* (ESPN+)	L, 90-92
21	**SAINT JOSEPH'S* (ESPN+)**	**L, 61-78**
25	at Richmond* (ESPN+)	W, 72-66

FEBRUARY

1	**GEORGE MASON* (ESPN+)**	**L, 60-64**
4	at Dayton* (ESPN+)	L, 63-69
8	**RICHMOND* (USA)**	**W, 71-60**
12	at Massachusetts* (ESPN+)	W, 77-68
15	**GEORGE WASHINGTON* (ESPN+)**	**L, 67-74**
18	**LOYOLA CHICAGO* (CBSSN)**	**L, 69-77**
22	at Fordham* (ESPN+)	2 PM
25	**SAINT LOUIS* (ESPN+)**	**7 PM**
28	at VCU* (ESPN)	7 PM

MARCH

5	at Loyola Chicago* (CBSSN)	9 PM ET
8	**ST. BONAVENTURE* (ESPN+)**	**2 PM**

2024 Atlantic 10 Tournament

12	First Round[2]	TBD
13	Second Round[2]	TBD
14	Quarterfinals[2]	TBD
15	Semifinals[2]	TBD
16	Finals[2]	TBD

BOLD denotes home contest
*Denotes Atlantic 10 Conference opponent
1 ~ Battle 4 Atlantis (Paradise Island, Bahamas)
2 ~ A-10 Tournament (Capital One Arena | Washington, D.C.)
All dates and times are subject to change

SOCIAL MEDIA

MBB Facebook: Facebook.com/DavidsonMensBasketball
Men's Basketball Twitter: @DavidsonMBB
YouTube: YouTube.com/DavidsonAthletics

GAME #27

Feb. 22 | 2 p.m. | Bronx, N.Y. | Rose Hill Gym

DAVIDSON WILDCATS (15-11, 5-8 A-10)
Head Coach: Matt McKillop (Davidson, 2006) **Career Record:** 46-44 (3rd season) **Record at Davidson:** Same

FORDHAM RAMS (11-15, 3-10 A-10)
Head Coach: Keith Urgo (Fairfield, 2002) **Career Record:** 49-43 (3rd season) **Record at Fordham:** Same

GAME INFORMATION

Date | Time: Saturday, Feb. 22 | 2 p.m.
Location: Bronx, N.Y.
Site: Rose Hill Gym (3,200)
Radio: Davidson Radio Network
TV: ESPN+

SERIES HISTORY

Series Record: Davidson leads, 17-4
First Meeting: Dec. 29, 1966 | Davidson won, 74-60
Last Meeting: Jan. 11, 2025 | Davidson won, 74-64
Davidson Record at Home: 9-2
Davidson Record on Road: 7-1
Davidson Record at Neutral Site: 1-1
Matt McKillop's Record: 4-2

WILDCAT SCRATCHES

• After two-straight losses to George Washington and Loyola, Davidson looks to bounce back at Fordham on Saturday afternoon.
• The 'Cats are 11-4 on McKillop Court this year.
• Big man **Reed Bailey** leads the Atlantic 10 in scoring, and earned his first A-10 Player of the Week honor on Jan. 27, after setting another career high with 32 points at Richmond (1/25). With 13 20-point performances this year, Bailey continues to climb the national ranks, sitting top-15 in the country in scoring.
• Bailey has also reached double figures in 24 games this season, including an active 13-game stretch of double-digit performances.
• **Bobby Durkin** currently ranks second in the Atlantic 10 in 3-point percentage (39.0%) and first in 3-pointers per game (3.08). Those same metrics also rank 68th and 25th nationally.
• Head coach **Matt McKillop** is approaching the 50-win mark in his third season at the helm. He is on pace to become the third-fastest Davidson head coach to reach 50 wins, only behind *Lefty Driesell* (82 games) and *Terry Holland* (71 games).

LAST TIME OUT | DAVIDSON 69, LOYOLA CHICAGO 77 | BELK ARENA | FEB. 18, 2025

• Despite 19 points, 14 rebounds and five assists from **Reed Bailey**, Davidson fell 77-69 to Loyola Chicago in Atlantic 10 men's basketball action Tuesday evening inside John M. Belk Arena.
• The Wildcats, who got 29 points from their bench, including a season-high 12 from **Manie Joses**, fell to 15-11 overall and 5-8 in league play.
• The 'Cats also got double figures from **Connor Kochera** (13) and **Hunter Adam** (11). It was just the second time this season where Davidson lost when four 'Cats reached double-digits (9-2).

THE LAST MEETING | DAVIDSON 74, FORDHAM 64 | BELK ARENA | JAN. 11, 2025

• **Reed Bailey** scored 23 points, **Connor Kochera** had 20 and **Bobby Durkin** added a double-double with 15 points and a career-high 13 rebounds as Davidson defeated Fordham 74-64 from inside Belk Arena earlier this season.
• Sparked by eight straight points from Kochera, including a pair of treys, Davidson raced out to a 10-0 advantage and never looked back.
• Kochera (14) and Bailey (13) combined for 27 first-half points for the Wildcats, who led 36-20 at the break.

PROBABLE STARTERS

Reed Bailey
#1 | Jr. | F
19.8 ppg / 6.6 rpg / 50.4% FG

Bobby Durkin
#2 | So. | G
14.5 ppg / 5.9 rpg / 42.3% FG

Mike Loughnane
#4 | So. | G
5.5 ppg / 2.5 rpg / 44.2% FG

Zach Laput
#20 | 5th | G
8.4 ppg / 3.8 rpg / 47.0% FG

Connor Kochera
#23 | 5th | G
13.5 ppg / 4.2 rpg / 48.7% FG

QUICK FACTS

Name of School ..... Davidson College
City/Zip ..... Davidson, N.C. 28035
Founded 1837
Enrollment 1,983
Nickname..... Wildcats
Colors ..... Red (Pantone 3546 C) and Black
Arena/Capacity ..... John M. Belk Arena (4,300)
Court Name ..... McKillop Court
Practice Facility ..... Vance Athletic Center
Press Row Phone 704-894-SCOR (7267)
Affiliation ..... NCAA Division I
Conference ..... Atlantic 10
President ..... Doug Hicks, Davidson '90
Athletics Director ..... Chris Clunie, Davidson '06
Website..... DavidsonWildcats.com
Athletics Twitter ..... @DavidsonWildcat
Basketball Twitter ..... @DavidsonMBB
Basketball Instagram ..... DavidsonBasketball

STAFF

Head Coach..... Matt McKillop, Davidson '06
Record at Davidson (Years).. 31-33 (Entering Third)
Career Record ..... Same
Associate Head Coach ..... Will Reigel
Assistant Coach..... Matt Matheny
Assistant Coach..... Joshua Heyliger
Director of Operations ..... Matt Williams
Director of SA Development ..... Jack Gibbs
Head Sports Performance Coach..... Brian Seitz
Athletic Trainer..... Justin King
General Manager..... ....Austin Buntz
Administrative Assistant..... Susan Mercer

HISTORY

First Year of Men's Basketball 1907-08
All-Time Record..... 1549-1281
NCAA Tournament Appearances (Last).... 15 (2022)
NCAA Tournament Record 8-16
NIT Appearances (Last)..... 9 (2021)
NIT Record 3-9
CBI Appearances (Last) 1 (2011)
CBI Record 1-1

TEAM INFORMATION

2023-24 Overall Record 15-17
2023-24 A-10 Record (Place) 5-13 (13th)
Lettermen Returning/Lost 9/7
Starters Returning/Lost..... 3/2
Newcomers..... 7

ATHLETIC COMMUNICATIONS

Associate Director (MBB) ..... Dani Gariglio
Cell Phone 516-710-1079
Office Phone..... 704-894-2635
Email..... dagariglio@davidson.edu
Director (Secondary) ..... Joey Beeler
Email..... jobeeler@davidson.edu
Video Coordinator..... Chris Finch
Email..... chfinch@davidson.edu

DEPTH RETURNS

• Davidson returns three starters from a season ago in **Reed Bailey** (32 GP/32 GS), **Connor Kochera** (32/32) and **Bobby Durkin** (32/16).
• Durkin splashed onto the scene in his rookie year, draining the game-winning 3-pointer over Maryland and hitting a team-best 59 threes in his first season.
• Forward **Sean Logan** also made 14 starts in his sophomore season, including the final 13 games of the year, where he recorded 34 blocks down that 13-game stretch.
• Redshirt-sophomore **Hunter Adam** is also back for the 'Cats, after averaging 14.0 minutes per game during his debut season. The New Zealand native shot 42.9 percent from the floor (42-of-98) and scored a season-high nine points against Clemson and Duquesne.

IT STARTS AT THE TOP

• Davidson head men's basketball coach **Matt McKillop** announced that **Connor Kochera** and **Reed Bailey** have been selected team captains for the 2024-25 season.
• "Connor and Reed have demonstrated for quite some time that they have the ability to pull this team in the right direction," McKillop said of his leaders. "With their attitude, their work ethic, and their voice - they each have earned the trust of their teammates and coaches to lead."

THE REED BAILEY OF IT ALL

• Among those returning on McKillop's squad include Preseason All-Conference Third Team selection **Reed Bailey**.
• Bailey scored in double figures in 21 games during his sophomore season, including 10 of the last 12 games. The forward recorded five 20-point performances and averaged 16.5 points per game over that same 12-game stretch.
• The junior big man also finished the 2023-24 campaign as one of the most consistent free throw shooters in the league, making 135 shots at the stripe (6th) and shooting 80.4 percent (10th) at the line.
• This season, Bailey has averaged 19.8 points per game, set a new career high with 32 points against Richmond, recorded two 30-point games and 11 20-point games.

A SEASONED VETERAN

• As a four-year member of the Bentley University men's basketball team, fifth year transfer **Zach Laput** averaged 18.4 points per game as a Falcon and shot 49.7 percent from the floor during his tenure.
• The Connecticut native had an illustrious career in Waltham, earning NABC Division II All-America honors in 2023 and 2024, and he was named the NE10 Player of the Year after his second consecutive 600-point season his senior year. With 1,873 career points, Laput has appeared in 116 college basketball games to date.

INTERNATIONAL TIES

• Since 1989, Davidson has had 48 players with international roots, from 25 different countries.
• This year's roster features five international players -- **Roberts Blums** (Latvia), **Hunter Adam** (New Zealand), **Riccardo Ghedini** (Italy), **Manie Joses** (England) and **Phillip Kavu** (England).

ATLANTIC 10 SUCCESS

• Since joining the A-10 in 2014-15, Davidson has won two regular season titles (2015, 2022), a tournament title (2018) and made three NCAA Tournaments (2015, 2018, 2022).
• The Wildcats have made the tournament semifinals nine of the last 10 years.

SOUTHERN CONFERENCE SUCCESS

• Davidson, which joined the Atlantic 10 in July of 2014, won 28 of its last 29 Southern Conference games and 35 of 37 dating back to 2011-12.
• The Wildcats were 124-22 (.849) in their last 146 regular-season SoCon contests, dating back to 2006-07.
• Davidson also won 30 of its last 31 conference games at home dating back to 2010-11.
• In addition to winning 14 straight league games away from home, the Wildcats went 61-12 (.835) in their last 73 SoCon road games.
• Davidson had a 43-game conference win streak snapped at home against College of Charleston Feb. 7, 2009. It was one win away from tying the record held by West Virginia and the 8th-longest in college basketball history.
• **Bob McKillop** led the Wildcats to double-digit league wins 20 times, including the last 13 years.
• Davidson won 23 Southern Conference regular-season championships in school history.

CK23

• **Connor Kochera** returns for his third season at Davidson, after starting all 32 games last year.
• The William & Mary transfer became the fifth transfer and 55th player in a Davidson uniform to join the 1,000-point club on Feb. 7, 2024 with a 19-point performance against Duquesne.
• Last year, Kochera recorded five 20+ point performances, four of which occurred during Atlantic 10 Conference play, and scored in double figures 21 times, including 11 consecutive games to close out the season. He also averaged 18 points per game over the final 11 games of the year.
• In his time at William & Mary, Kochera was named the 2021 CAA Rookie of the Year.
• The fifth year captain is averaging 13.5 points per game this year, including a career-high 34 points against Eastern Michigan and five 20-point performances.

IT'S BEEN NINE YEARS...

• At Bowling Green, Davidson's big three of **Reed Bailey**, **Connor Kochera** and **Bobby Durkin** dropped 24, 23 and 20 points, respectively.
• Their efforts marked the first time that three Wildcats scored at least 20 points in a contest since Dec. 9, 2015 -- *Jack Gibbs (37), Brian Sullivan (22) and Jordan Barham (22) vs. Eastern Washington.*

FRESH FACES

• In all, Davidson returns nine letterwinners and welcomes the addition of freshmen **Manie Joses** (London, England), **Nick Coval** (Orefield, Penn.), **Phillip Kavu** (Manchester, England) and **Roberts Blums** (Riga, Latvia). The 'Cats also bring on transfers **Zach Laput** (Bentley) and **Joe Hurlburt** (Colorado).

S.W.A.T.

• Junior big man **Sean Logan** became a perimeter presence last season, setting a new single-season record for blocked shots (58), while matching the blocks per game record (1.8) and single-game blocks mark with eight against UMass on March 2, 2024.
• This season, Logan swatted 17 blocks, six of which came in game two against Bowling Green. He had 86 career blocks to date and ranked top-10 in the A-10 in blocks per game (1.55 per game) before a season-ending injury in late December.

THESE ROOTS RUN DEEP

• A look inside the Davidson basketball staff will reveal five Davidson College graduates in head coach **Matt McKillop '06**, associate head coach **Will Reigel '12** and assistant coaches **Matt Matheny '92**, **Matt Williams '16** and **Jack Gibbs '17**.
• All five of the former Wildcats played for legendary coach **Bob McKillop** during his 33-year tenure, while Matheny and Williams were two-sport athletes, both playing for the football and men's basketball teams.
• Matheny's son, **Brock Matheny**, is a junior guard for the Wildcats. He has appeared in 11 career games, making the first basket of his career, a 3-pointer, against VMI on Friday, Nov. 22, 2024. Brock was roughly three years old during Davidson's 2008 Elite Eight run, where Matt Matheny was on Bob McKillop's staff.

IT'S ALL LONDON, BABY!

• Freshman newcomer **Manie Joses** had quite the summer, suiting up for Great Britain at the FIBA U20 EuroBasket in July.
• The London native averaged 15.2 points per game during Great Britain Basketball's Division B four-game pool play, highlighted by a 21-point effort against Azerbaijan.
• One week later, Joses also competed in The One Finals with Jumpman23 - a tournament held in Paris to find the best one-on-one basketball players in the world.
• Joses has seen more action as the conference season has progressed, recording a season-best, 12-point performance against Loyola Chicago on Feb. 18.

PLAYER DEVELOPMENT

• Player development is at the core of Davidson basketball.
• In its 10 Atlantic 10 seasons, Davidson has the most A-10 Players of the Year (4).
• The Wildcats have also had nine A-10 First Team picks and seven Second Team selections, the most combined First and Second Team picks (16) in the league.
• Davidson has also had two Third Team awardees, bringing its total to 18 All-Conference selections, the third-most in the A-10 behind only Dayton (22) and St. Bonaventure (19).

THE BUCKEYE STATE

• **Matt McKillop** has picked up a non-conference victory in Ohio in each of his first three seasons as head coach of the Wildcats.
• In his first season at the helm, Davidson erased a 21-point deficit to defeat Wright State 102-97 in overtime after *Foster Loyer* dropped a career-high 38 points inside the Nutter Center.
• The following year, the 'Cats beat Ohio University 72-69 during the Legends of Basketball Showcase from inside Rocket Mortgage FieldHouse.
• This season, Davidson defeated Bowling Green 91-85 on the road after dropping 10 3-pointers on the Falcons.
• In addition to those wins, Davidson has historically had good luck on the recruiting trail in Ohio, as *Jack Gibbs '17, Peyton Aldridge '18, Brian Sullivan '16, Jordan Barham '16* and *Grant Huffman '24* all hailed from the Buckeye State.
• Most recently, the Wildcats signed Devin Brown to their 2025 recruiting class, a guard out of Lewis Center, Ohio. A three-star recruit, Brown was the Ohio Capital Conference Player of the Year as a junior and a 2024 Second Team All-Ohio honoree.

PARADISE RECAP

• The Wildcats went 1-2 in the 2024 Battle 4 Atlantis down in Paradise Island.
• Davidson picked up a 69-58 victory over Providence, which previously received votes in the AP Top 25 (11/25, 3 votes), and fell to No. 24 Arizona and No. 3 Gonzaga in the premier multi-team event.
• It's the third-straight season in which **Matt McKillop's** Wildcats have earned an MTE victory.
• **Connor Kochera** (16.67 ppg) and **Reed Bailey** (15.33 ppg) ranked among the top-15 scorers in the event, while **Bobby Durkin** ranked fifth in the tournament in three-point shooting (9 3FG/3.00 per game).
• Against the Friars, Kochera recorded his second straight 20-point outing and third of the season, as the fifth-year senior finished 7-of-10 from the floor and 8-of-11 at the stripe.
• Bailey also shined, stuffing the stat sheet with 18 points, 11 rebounds and 4 assists for his fourth career double-double.

OUT WITH A BANG

• Amidst Davidson's second-straight 10-3 start under head coach **Matt McKillop**, the Wildcats closed out non-conference action shooting 54 percent from the floor over four-straight halves of play (vs. Bethune-Cookman & Eastern Michigan).
• After shooting 52.9 percent from the field against Bethune-Cookman, the 'Cats torched the nets again at a 53.1 percent clip versus Eastern Michigan.
• The four-half stretch marked the first time Davidson shot 50 percent in four consecutive halves since the 'Cats did so in 2018 in back-to-back days, against Saint Louis and St. Bonaventure, to advance to the A-10 Championship game in Washington, D.C.

LEAD BY EXAMPLE

• In addition to **Connor Kochera** and **Reed Bailey's** leadership, senior walk on **Michael Katsock** was also named a team captain prior to the Wildcats game against George Mason (12/31).
• During team dinner, the coaching staff named Katsock the program's third team captain for the remainder of the season.
• "He has been superb," said head coach Matt McKillop. "He does everything you ask. He helps in so many ways and he is selfless in so many way. His effort, his attitude made this something that he absolutely earned. I'm thrilled he's going to finish his career as a captain of the Davidson basketball team."

IN BLUMS

• Davidson guard **Roberts Blums** was named Atlantic 10 Rookie of the Week on Monday, Dec. 16. The weekly honor was the first for Blums and the Wildcats this season.
• In the 2-0 week, Blums averaged 12.5 points, 1.5 assists and one rebound per game, while shooting 47.4 percent from the floor and 43.8 from 3-point range (7-of-16).
• The freshman from Latvia scored a season-best 13 points in the 75-71 win over Charlotte Dec. 10, then scored 12 in a win over Detroit Mercy (12/14). He hit a season-high four treys against the Titans.

FACTS, FIGURES & FINDINGS

• **Reed Bailey's** 19.8 points per game ranks first in the A-10 and 14th nationally. He is one of 18 players in the country to average 19.8 points or more per game.
• Bailey has also made 153 free throws this season, checking in at 9th nationally.
• **Bobby Durkin** (14th/14.5 ppg) also sits top-20 among the league's leading scorers.
• Davidson is 9-2 this season when four 'Cats reach double-figures in scoring.
• When **Zach Laput** has reached double-digits this season, the Wildcats are 7-3.
• In his career at Davidson, the 'Cats are 4-3 in games where **Bobby Durkin** leads the way in scoring.
• Davidson is 12-5 this season when **Connor Kochera** scores in double-digits.
• **Mike Loughnane** has paced the 'Cats in assists in eight games this season. Davidson is 6-2 when the point guard has done so.
• The 'Cats rank among the nation's best in assist/turnover ratio (14th/1.62).

2024-25 SUPERLATIVES

DOUBLE-FIGURE SCORING GAMES	SEASON/CAREER	DAVIDSON'S RECORD
Connor Kochera *(at Davidson)*	17/43	12-5/27-16
Reed Bailey	24/50	14-10/28-22
Bobby Durkin	21/36	13-8/23-13
Zach Laput *(at Davidson)*	10/10	7-3/7-3
Mike Loughnane	3/3	3-0/3-0
Roberts Blums	4/4	3-1/3-1
Hunter Adam	3/3	2-1/2-1
Manie Joses	1/1	0-1/0-1

DOUBLE-FIGURE REBOUNDING GAMES	SEASON/CAREER	RECORD
Reed Bailey	3/6	2-1/4-2
Sean Logan	1/1	1-0/1-0
Bobby Durkin	3/3	3-0/3-0

20+ POINT GAMES	SEASON/CAREER	RECORD
Reed Bailey	12/19	8-4/11-8
Connor Kochera	5/11	4-1/7-4
Bobby Durkin	5/5	2-3/2-3

30+ POINT GAMES	SEASON/CAREER	RECORD
Connor Kochera	1/1	1-0/1-0
Reed Bailey	2/2	1-1/1-1

GAMES LEADING DAVIDSON IN POINTS	SEASON/CAREER	RECORD
Reed Bailey	18/29	11-7/16-13
Connor Kochera	4/14	3-1/8-6
Bobby Durkin	4/7	2-2/4-3

GAMES LEADING DAVIDSON IN REBOUNDS	SEASON/CAREER	RECORD
Reed Bailey	15/32	10-5/18-14
Sean Logan	2/5	2-0/2-3
Connor Kochera	1/6	0-1/1-5
Bobby Durkin	8/14	3-5/6-8
Hunter Adam	--/1	--/1-0
Zach Laput	4/4	3-1/3-1
Roberts Blums	1/1	0-1/0-1

GAMES LEADING DAVIDSON IN ASSISTS	SEASON/CAREER	RECORD
Connor Kochera	10/13	7-3/8-5
Reed Bailey	11/15	5-6/8-7
Bobby Durkin	3/4	2-1/3-1
Mike Loughnane	8/8	6-2/6-2
Ricky Ghedini	1/1	1-0/1-0

STARTING LINEUP'S RECORDS...

Loughnane, Durkin, Kochera, Bailey, Logan.....8-3
Loughnane, Durkin, Kochera, Bailey, Laput.....7-8

2024-25 RECORD WHEN...

Leading at half	12-2
Trailing at half	3-9
Tied at half	0-0
DAV shoots 50% + from field	6-1
DAV shoots between 40-49% from field	9-6
DAV shoots under 40% from field	0-4
Opp. shoots 50% + from field	0-6
Opp. shoots between 40-49% from field	10-4
Opp. shoots under 40% from field	5-1
DAV outrebounds opponent	11-3
Opponent outrebounds DAV	4-8
Tied in rebounds	0-0
DAV commits less than 15 turnovers	14-11
DAV commits less turnovers than opp.	6-4
Opp. commits less turnovers than DAV	6-4
DAV shoots 37% + from 3-pt line	8-2
DAV shoots under 37% from 3-pt line	7-9
DAV shoots 70% + from free-throw line	10-7
DAV shoots under 70% from free-throw line	5-4
DAV sores 100+	0-0
DAV scores 90-99	2-1
DAV scores 80-89	3-0
DAV scores 70-79	9-2
DAV scores 60-69	1-7
DAV scores 59 or less	0-1
Four or more 'Cats in double figures	9-2
In November	5-2
In December	5-2
In January	3-3
In February	2-4
In March	0-0
On Saturday	7-3
On Sunday	0-0
On Monday	1-0
On Tuesday	1-4
On Wednesday	1-3
On Thursday	1-0
On Friday	4-1
On TV	2-3
At Home	11-4
At Belk Arena	11-4
On Road	3-5
On Neutral Court	1-2
At Night	11-7
In afternoon	3-4
Games Decided by 5 or less	2-4
Games Decided by 6-10	6-3
Games Decided by 11 +	7-4
Overtime Games	0-0
vs. Atlantic 10	5-8
vs. American	0-1
vs. Big East	1-0
vs. Big South	1-0
vs. Big 12	0-1
vs. Horizon	1-0
vs. MAC	2-0
vs. SWAC	1-0
vs. SoCon	2-0
vs. USA South	1-0
vs. WCC	0-1
Wearing White	9-5
Wearing Red	2-3
Wearing Black	2-3
Wearing Gray	2-0

THE LAST TIME THE WILDCATS...

DAVIDSON INDIVIDUALS…
Scored 30 Points: (Home) - Connor Kochera (34) vs. Eastern Michigan, 12/28/24; (Belk Arena); **(Away)** - Reed Bailey (32) at Richmond, 1/25/25 (Robins Center); **(Neutral)** - Jon Axel Gudmundsson (30) vs. Wichita State, 11/15/18 (TD Arena)
Scored 35 Points: (Home) - Peyton Aldridge (38) vs. UMass, 2/17/18; (Belk Arena); **(Away)** - Foster Loyer (38) at Wright State, 11/9/22; **(Neutral)** - Stephen Curry (43) vs. Appalachian State, 3/7/09 (at The McKenzie Arena)
Scored 40 Points: (Home) - Jack Gibbs (43) vs. UMass, 1/16/16; (Belk Arena); **(Away)** - Peyton Aldridge (45) at St. Bonaventure, 2/27/18 (Reilly Center); **(Neutral)** - Stephen Curry (43) vs. Appalachian State, 3/7/09 (at The McKenzie Arena)
Scored 20 Points in a Half: (Home) Jon Axel Gudmundsson (21, 2nd) vs. Dayton, 2/19/19; **(Belk Arena); (Away)** - Luka Brajkovic (24, 2nd) at George Washington, 2/5/22 (Smith Center); **(Neutral)** Peyton Aldridge (22, 1st) vs. Saint Louis, 3/9/18 (Capital One Arena)
Scored 20 Points in Both Halves: Stephen Curry (21, 1st; 23, 2nd) vs. NC State, 12/6/08
Scored 25 Points in a Half: Peyton Aldridge (29, 1st) vs. St. Joe's, 2/6/18; (Belk Arena)
Scored 30 Points in a Half: Stephen Curry (31, 2nd) vs. Chattanooga, 12/13/08
Three Players Scored 20 Points: Reed Bailey (24), Connor Kochera (23) and Bobby Durkin (20) at Bowling Green, 11/8/24
Had 15 Rebounds: Jon Axel Gudmundsson (16) vs. Richmond, 1/14/20
Triple-Double: Jon Axel Gudmundsson (20 pts, 10 reb, 10 ast) at Rhode Island, 2/22/19
Double-Double in Points and Assists: Reed Bailey (30 pts, 11 ast) at Rhode Island, 1/18/25
Two Players Had Double-Doubles: Desmond Watson (15 pts, 11 reb), Sam Mennenga (13 pts, 11 reb) at Fordham, 12/28/22
Three Straight Double-Doubles: Peyton Aldridge, 23 pts, 11 reb at VCU, 2/14/18; 38 pts, 14 reb vs. UMass, 2/17/18; 16 pts, 12 reb vs. Fordham, 2/21/18; 17 pts, 10 reb at Duquesne, 2/24/18; 45 pts, 12 reb at St. Bonaventure, 2/27/18; 18 pts, 12 reb vs. Rhode Island, 3/2/18
Six Scorers in Double-Figures: Luka Brajkovic (14), Luke Frampton (12), Carter Collins (12), Bates Jones (12), David Czerapowicz (12), Jon Axel Gudmundsson (10) vs. Central Penn 12/22/18
Five Starters in Double-Figures: KiShawn Pritchett (17), Kellan Grady (16), Luka Brajkovic (14), Luke Frampton (11), Jon Axel Gudmundsson (10) vs. George Washington, 1/23/19
A Player Scored 25 Points or More in 9 Straight Games: Stephen Curry; 40 vs Gonzaga, 3/21/08, 30 vs. Georgetown, 3/23/08, 33 vs. Wisconsin, 3/28/08, 25 vs. Kansas, 3/30/08, 29 vs. Guilford, 11/14/08, 33 vs. James Madison, 11/17/08, 44 at Oklahoma, 11/18/08, 30 vs. Winthrop, 11/21/08, 39 vs. Florida Atlantic, 11/24/08
A Player Scored 25 Points or More in 5 Straight Games: Stephen Curry; 26 vs. Western Carolina, 2/2/09, 29 at UNCG, 2/5/09, 25 vs. Coll. of Charleston, 2/7/09, 39 at Wofford, 2/12/09,25 at Furman, 2/14/09
A Player Had 30 Points or More in Four Straight Games: Stephen Curry; 33 vs. James Madison, 11/17/08, 44 at Oklahoma, 11/18/08, 30 vs. Winthrop, 11/21/08, 39 vs. Florida Atlantic, 11/24/08
Led Davidson in Points, Rebounds, Assists and Steals: Reed Bailey (19 pts, 14 reb, 5 ast, 2 stls) vs. Loyola Chicago, 2/18/25
Led Davidson in Points, Rebounds and Assists: Reed Bailey (24 pts, 8 reb, 5 ast) vs. Richmond (2/8/25)
10 Assists: Reed Bailey (11) at Rhode Island, 1/18/25
15 Assists: Jason Richards (16) vs. Colby, 11/21/06
5 Steals: Angelo Brizzi (5) vs. Saint Mary's, 11/24/23
5 Blocked Shots: Sean Logan (6) at Bowling Green, 11/8/24
Five players played 40 minutes in regulation game: Marvin Lively, Rod Owens, Pat Hickert, Ernie Reigel, John Gerdy vs. Wake Forest, 2/16/77

DAVIDSON TEAM…
Won an Overtime Game: 102-97 (2OT) at Wright State, 11/9/22
Lost an Overtime Game: 71-63 (OT) vs. Fordham, 3/12/24
Played Two Overtimes: Won, 102-97 (2OT) at Wright State, 11/9/22
Played Three Overtimes: Lost, 107-104 (4OT) at George Washington, 1/29/20
Played Four Overtimes: Lost, 107-104 (4OT) at George Washington, 1/29/20
Shot 60 Percent for a Half: 63.0 (1st, 17-27) at Rhode Island, 1/18/25
Shot 70 Percent for a Half: 76.9 (1st, 20-26) vs. UMass, 2/1/20
Shot 50 Percent Both Halves: 63.0 (1st, 17-27), 51.6 (2nd, 16-31) at Rhode Island, 1/18/25
Shot 50 Percent in 4 Consecutive Halves: 52.0 (1st, 13-25), 54.2 (2nd, 13-24) vs. Eastern Michigan, 12/28/24, 56.0 (1st, 14-25), 50.0 (2nd, 13-26) vs. Bethune-Cookman, 12/21/25
Shot 60 Percent Both Halves: 76.9 (1st, 20-26), 64.7 (2nd, 11-17) vs. UMass, 2/1/20
Shot 50 Percent in 4 Consecutive Games: 55.1 vs. Radford, 12/18/21; 53.4 at Alabama, 12/21/21; 57.3 vs. Johnson & Wales, 12/22/21; 50.8 at Saint Joseph's, 1/5/22
Shot 50 Percent in 3 Straight Games: 55.1 vs. Radford, 12/18/21; 53.4 at Alabama, 12/21/21; 57.3 vs. Johnson & Wales, 12/22/21; 50.8 at Saint Joseph's, 1/5/22
Shot Under 30 Percent in a Half: 26.7 (1st, 8-30) vs. Campbell, 12/6/23
Shot Under 20 Percent in a Half: 17.2 (2nd, 5-29) vs. Saint Louis, 3/16/19
Shot Under 30 Percent in Both Halves: 28.9 (1st), 29.7 (2nd) at Vanderbilt, 1/2/11
Shot Under 30 Percent: 25.9 (15-58) vs. Saint Louis, 3/16/19
Made 15 Three-Pointers: 15 (15-34) vs. Detroit Mercy, 12/14/24
Shot 90 Percent Free Throws: 90.9 (10-11) at UMass, 2/12/25
Shot 100 Percent Free Throws: 100.0 (15-15) vs. George Washington, 2/15/25
Shot Under 50 Percent Free Throws: 47.4 % (9-19) vs. vs. George Washington, 1/13/24
Attempted Less Than Five Free Throws: 2 (1-2) at Charlotte, 11/12/19
Attempted 40+ Free Throws: 41 vs. Western Carolina, 3/9/14
Attempted 35+ Free Throws: 36 vs. Ohio, 12/30/23
Made 30+ Free Throws: 34 at Montana, 12/10/14
Made 20+ Free Throws: 21 vs. ETSU, 11/16/24
Scored 100 Points (Conference game): 113 at St. Bonaventure, 2/27/18
Scored 100 Points (Non-Conference): 102 at Wright State, 11/9/22
Scored 100 Points in a win: 102 at Wright State, 11/9/22
Scored 100 Points in a loss: 113 at St. Bonaventure, 2/27/18
Had Less Than 10 Turnovers: 4 vs. Richmond (2/8/25)
Had 50+ Rebounds: 53 vs. Johnson & Wales, 12/22/21
Had 20+ Assists: 21 at Rhode Island, 1/18/25
Had 25+ Assists: 28 vs. VMI, 11/22/24
Had 30+ Assists: 35 at Duquesne, 3/7/15
Had 10+ Steals: 12 vs. VMI, 11/22/24
Had 15+ Steals: 15 vs. Georgia Southern, 2/28/09
Had 20+ Steals: 25 vs. Guilford, 11/14/08
Had 5+ Blocks: 6 vs. George Washington, 2/15/25
Had 10+ Blocks: 10 vs. Fordham, 3/12/24
Failed to Make a 3-pointer: 0-for-15 vs. Marquette, 11/28/19

OPPONENT INDIVIDUALS…
Scored 30 Points: Javontae Campbell (30), at Bowling Green, 11/8/24
Scored 35 Points: Trey Calvin (37), at Wright State, 11/9/22
Scored 40 Points: Markus Howard (40), vs. Marquette, 11/28/19
Scored 20 Points in a Half: Javontae Campbell (22), at Bowling Green, 11/8/24
Scored 20 Points in both Halves: Donald Sims (21 - 1st; 23 - 2nd) vs. App. State, 1/9/10
Had 20 Points and 20 Rebounds in Same Game: Willis Hall (26 pts, 21 reb) vs. C of C, 1/1/14
Three Players Had 20 Points: Jaylen Adams (34), Matt Mobley (33), Courtney Stockard (31) at St. Bonaventure, 2/27/18
Five Players Had Double-Figure Points: Nate Santos (13), Amael L'Etang (13), Javon Bennett (13), Posh Alexander (10), Enoch Cheeks (10) at Dayton, 2/4/25
Two Players Had Double-Figure Rebounds: Taje' Kelly (11 reb) and Daylen Berry (10 reb) vs. Charleston Southern, 12/7/24
Two Players Had Double-Doubles: Taje' Kelly (22 pts, 11 reb) and Daylen Berry (11 pts, 10 reb) vs. Charleston Southern, 12/7/24
Double-Double in Points and Assists: Yuri Collins (11 pts, 11 ast) at Saint Louis, 2/15/23
Had 15 Rebounds: Luke Maye (17) vs. North Carolina, 12/1/17
Had 10 Assists: Ryan Nembhard (14) vs. #3 Gonzaga, 11/29/24
Led the Team in Scoring, Rebounds and Assists: Reggie Ward Jr. (14 pts, 7 rebs, 1 ast), vs. Eastern Michigan, 12/28/24
Had 5 Blocked Shots: Miles Rubin (5) vs. Loyola Chicago, 3/6/24
Had 5 Steals: Kyle Rose (5) vs. Fordham, 3/12/24

OPPONENT TEAM…
Shot 60 Percent: 72.3 (24-47) at Dayton, 2/28/20
Shot Under 30 Percent: 25.4 (16-63) at Fordham, 12/28/22
Shot Under 35 Percent: 33.9 (19-56) vs. Boston University, 11/21/23
Shot 50 Percent in Both Halves: 54.2 (1st), 50.0 (2nd) vs. George Washington, 2/15/25
Shot 60 Percent in Both Halves: 69.2 (1st), 76.2 (2nd) at Dayton, 2/28/20
Shot 60 Percent for a Half: 60.9 (1st, 14-23) at George Mason, 12/31/24
Shot 70 Percent for a Half: 76.2 (2nd) at Dayton, 2/28/20
Shot Under 20 Percent in a Half: 16.1 (5-31) at Fordham, 12/28/22
Shot Under 25 Percent in a Half: 23.1 (6-26) vs. Fordham, 1/11/25
Shot Under 30 Percent in a Half: 29.6 (8-27) at Temple, 12/18/24
Shot Under 50 Percent Free Throws: 40.0 (8-20) vs. George Washington, 1/13/24
Attempted 50 Free Throws: 54 at Gonzaga, 12/12/09
Attempted 40 Free Throws: 47 at St. Bonaventure, 2/27/18
Failed to Make a Free Throw: 0-1 vs. Wofford, 2/6/12
Made 40+ Free Throws: 45 vs. Dayton, 2/24/17
Made 30+ Free Throws: 45 vs. Dayton, 2/24/17
Shot 90 Percent Free Throws: 93.3 (14-15) vs. #3 Gonzaga, 11/29/24
Scored 100 Points: 104 vs. #24 Arizona, 11/27/24
Made 10 Three-Pointers: 11 vs. Loyola Chicago, 2/18/25
Made 15 Three-Pointers: 15 at Saint Mary's, 11/24/23
Had 5+ Blocks Shots: 5 at UMass, 2/12/25
Had 50+ Rebounds: 54 vs. North Carolina, 12/1/17
Had 10+ Steals: 10 vs. Eastern Michigan, 12/28/24
Failed to Make a 3-Pointer: 0-9 vs. VCU, 1/31/23

MATT MCKILLOP

HEAD COACH ◆ 3RD SEASON ◆ DAVIDSON 2006

THE MATT MCKILLOP FILE

Birthdate	March 22, 1983
Birthplace	Long Island, N.Y.
Wife	Kelsey
Children	Hazel, Rosie, Charles
High School	Charlotte Catholic

COACHING BACKGROUND

2022-pr.	Head Coach, Davidson
2016-22	Associate Head Coach, Davidson
2008-16	Assistant Coach, Davidson
2007-08	Assistant Coach, Emory

PLAYING EXPERIENCE

2002-06	Davidson

Matt McKillop, former Davidson standout and long-time assistant coach, was named the program's 19th head men's basketball coach on June 17, 2022.

He succeeded his father, Bob McKillop, who announced his retirement, that same day, after 33 years on the Wildcats' bench.

Promoted to associate head coach prior to the 2016-17 season, McKillop joined the staff in 2008 and was involved in all aspects of the program, including recruiting, scheduling, editing video for scouting and teaching purposes, analytics and community involvement.

The 2023-24 campaign was McKillop's 16th season on the Wildcat bench and second as head coach, where he has helped his alma mater to 325 victories and a 191-90 (.679) record in conference play, which includes a 104-69 mark in the A-10 the last 10 years.

McKillop's second season at the helm tipped off with a thrilling 64-61 victory over Maryland and an appearance in the championship game of the 2023 Asheville Championship. The Wildcats also picked up a non-conference win over Charlotte and a 72-59 victory over the eventual Atlantic 10 champions, Duquesne.

During his first season, he coached Second Team All-Conference players Foster Loyer and Sam Mennenga, while leading Davidson to a 16-16 record overall, including non-conference wins over South Carolina and San Francisco.

In 2015 and 2022, the Wildcats earned the school's only NCAA at-large selections after capturing A-10 regular season titles. In 2018, Davidson accomplished another feat, claiming the program's first A-10 Tournament Championship.

Individually, seven players have received All-America and conference Player of the Year recognition, while 31 all-conference nods have been awarded during his time.

In addition to Davidson averaging almost 21 wins a year during his tenure, the Wildcats have won six regular-season conference crowns and three tournament titles, while advancing to postseason play 11 times (5 – NCAA, 5 – NIT, 1 – CBI).

McKillop has played a major role on the recruiting trail, most notably his Ohio connections, which helped the Wildcats land Brian Sullivan '16, Jack Gibbs '17, Peyton Aldridge '18 and Grant Huffman '24.

Aldridge, the 2018 Atlantic 10 Player of the Year, and Gibbs, currently rank third and fourth, respectively, on Davidson's all-time scoring list behind Stephen Curry and John Gerdy.

Prior to making his return to Davidson, McKillop got his start in coaching at Emory University, where he served as an assistant coach for another former Wildcat guard, Jason Zimmerman.

In 2007-08, the Eagles played the nation's second-toughest schedule, which included an historic 81-76 overtime triumph over No. 1-ranked Rochester, the team's first-ever win over a top-ranked team.

The program that McKillop helped rebuild has since posted more than 300 wins under Zimmerman, while advancing to double-digit NCAA Tournaments, including the Elite Eight in 2014.

McKillop, who started 98 of the 117 games he played for the Wildcats from 2002-06, still ranks among the school's all-time leaders in 3-pointers made (223/7th), 3-pointers attempted (567/9th) and 3-point field-goal percentage (.393/7th).

He and the six other senior players that graduated from Davidson in 2006 won 77 games, recorded a perfect 16-0 Southern Conference mark in 2004-05 and made two straight postseason appearances, highlighted by the 2006 NCAA Tournament. His junior year, the Wildcats captured a pair of postseason NIT victories with roads wins at VCU and Southwest Missouri State.

Following graduation, McKillop accepted an offer to play professional basketball in the Czech Republic before suffering a knee injury.

After returning to the states, he took a job with the Charlotte Bobcats in marketing.

McKillop is married to former Davidson women's tennis standout Kelsey Linville. The couple resides in the Town of Davidson with their daughters Hazel and Rosie and son, Charles.

A four-year starter for the Wildcats, Matt McKillop finished his career ranked among Davidson's all-time leaders in 3-pointers made and 3-point field-goal percentage.

MEET THE 2024-25 WILDCATS

Manie Joses #0
Fr. | F | 6-7 | 190 lbs | London, England



Reed Bailey #1
Jr. | F | 6-11 | 230 lbs | Harvard, Mass.

Bobby Durkin #2
So. | F | 6-7 | 220 lbs | Darien, Ill.

Nick Coval #3
Fr. | G | 6-2 | 175 lbs | Orefield, Penn.

Mike Loughnane #4
So. | G | 6-4 |185 lbs | Quincey, Mass.

Joe Hurlburt #8
Jr. | F/C | 6-11 | 235 lbs | Enderlin, ND



Hunter Adam #12
R-So. | G | 6-7 | 220 lbs | New Zealand



Phillip Kavu #14
Fr. | G | 6-2 | 175 lbs | Manchester, England

Sean Logan #15
Jr. | F | 6-10 | 235 lbs | Westfield, N.J.

Zach Laput #20
5th | G | 6-4 | 210 lbs | Beacon Falls, Conn.

Riccardo Ghedini #22
R-Jr. | F | 6-7 | 210 lbs | Milano, Italy

Connor Kochera #23
5th | G | 6-5 | 200 lbs | Arlington Heights, Ill.

Michael Katsock #24
Sr. | F | 6-6 | 210 lbs | Washington, D.C.

Roberts Blums #45
Fr. | G | 6-4 | 200 lbs | Riga, Latvia

Luke Zimmerman #50
Sr. | G | 6-3 | 190 lbs | New York, N.Y.

Brock Matheny #51
Jr. | G | 5-10 | 155 lbs | Davidson, N.C.

DAVIDSON SPOT CHART

#0

Manie Joses #0 - Fr. | F | 6-7 | 190 lbs | London, England

	MIN	PTS	REB	APG	FG%	FT%
2024-25:	11.3	2.8	1.4	0.2	.633	.444
Career:	11.3	2.8	1.4	0.2	.633	.444

- Played for Great Britain's U20 Team in Summer 2024 and competed at FIBA U20 EuroBasket
- Season high 12 pts vs. Loyola Chicago (2/18)
- Played 20+ minutes in last two outings

#1

Reed Bailey #1 - Jr. | F | 6-10 | 230 lbs | Harvard, Mass.

	MIN	PTS	REB	APG	FG%	FT%
2024-25:	32.9	19.8	6.6	3.8	.504	.781
Career:	27.6	12.2	5.0	1.9	.472	.775

- Has started in all 90 games of his career
- Scored in double-figures in 50 games in his career; including seven double-doubles
- Career high: 32 pts (at Richmond), 14 reb vs. Loyola Chicago (2/18) , 11 asts vs. Rhode Island (1/18/25)

#2

Bobby Durkin #2 - So. | F | 6-7 | 220 lbs | Darien, Ill.

	MIN	PTS	REB	APG	FG%	FT%
2024-25:	33.4	14.5	5.9	2.0	.423	.843
Career:	30.4	11.2	5.1	1.5	.401	.849

- Ranks 2nd in A-10 in 3PT% (39.0%)
- 25th nationally in 3-pointers/game (3.08)
- Team-best 59 3-pointers in 23-24, has 80 this season
- Career high: 28 points (at Rhode Island) & 13 rebounds (vs. Fordham)

#4

Mike Loughnane #4 - So. | G | 6-4 | 185 lbs | Quincy, Mass.

	MIN	PTS	REB	APG	FG%	FT%
2024-25:	24.8	5.5	2.5	2.7	.442	.765
Career:	18.5	4.2	1.8	1.9	.455	.765

- Earned first career start on 11/4/24
- Appeared in 11 games as a true freshman
- Career high: 15 points (vs. Richmond, 2/8/25) & 7 ast (at UMass, 2/12/25)

#8

Joe Hurlburt #8 - Jr. | F/C | 6-11 | 235 lbs | Enderlin, ND

	MIN	PTS	REB	APG	FG%	FT%
2024-25:	6.3	1.3	1.3	0.2	.257	.714
Career:	5.2	0.9	1.0	0.2	.214	.714

- North Dakota Gatorade Player of the Year
- Transfer from Colorado
- All-time leading high school rebounder in the state of North Dakota

#12

Hunter Adam #12 - R-So. | G | 6-7 | 220 lbs | New Zealand

	MIN	PTS	REB	APG	FG%	FT%
2024-25:	13.7	2.3	2.3	0.5	.544	.417
Career:	13.6	2.9	2.0	0.5	.467	.680

- Appeared in 32 games off the bench in his first season
- Career high: 11 pts at George Mason & vs. Loyola Chicago, 6 reb vs. UMass (2/12/25)

#15

Sean Logan #15 - Jr. | F | 6-10 | 235 lbs | Westfield, N.J.

	MIN	PTS	REB	APG	FG%	FT%
2024-25:	19.0	4.3	3.9	0.6	.556	.417
Career:	12.3	2.0	2.4	0.3	.450	.458

- 86 career blocks, 17 this season
- Started 14 games in 2023-24 season
- Career high: 8 blocks, 10 rebounds, 9 points
- Season-ending injury on 12/18

#20

Zach Laput #20 - 5th | G | 6-4 | 210 lbs | Beacon Falls, Conn.

	MIN	PTS	REB	APG	FG%	FT%
2024-25:	25.1	8.4	3.8	1.8	.470	.667
Career:	32.0	16.1	6.3	2.9	.494	.839

- A four-year member of the Bentley University men's basketball team
- 2x NABC DII All-American, 2024 NE10 Player of the Year

#22

Ricky Ghedini #22 - R-Jr. | F | 6-7 | 210 lbs | Milano, Italy

	MIN	PTS	REB	APG	FG%	FT%
2024-25:	6.4	0.4	0.5	109	.182	.000
Career:	5.5	0.8	0.7	0.5	.323	1.000

- Career high: six points at St. Bonaventure (2/17/24)

#23

Connor Kochera #23 - 5th | G | 6-5 | 200 lbs | Arlington Heights, Ill.

	MIN	PTS	REB	APG	FG%	FT%
2024-25:	32.0	13.5	4.2	2.8	.487	.779
Career:	29.5	11.1	4.0	1.6	.449	.765

- Five 20-point performances, one 30-point game (24-25)
- Atlantic 10 Player of the Week (12/30/24)
- Scored a career-high 34 points against Eastern Michigan (12/28/24)

#45

Roberts Blums #45 - Fr. | G | 6-4 | 200 lbs | Riga, Latvia

	MIN	PTS	REB	APG	FG%	FT%
2024-25:	15.4	4.5	1.7	0.7	.342	.600
Career:	15.4	4.5	1.7	0.7	.342	.600

- Scored a season-high 13 points against Charlotte (12/20/24)
- Atlantic 10 Rookie of the Week (12/16/24)
- Named MVP of the U18 FIBA European Championship tournament in 2023

#3
Nick Coval
G - Fr. - 6-2
Orefield, Pa.

#14
Phillip Kavu
G - Fr. - 6-2
Manchester, England

#24
Michael Katsock
F - Sr. - 6-6
Washington, D.C.

#50
Luke Zimmerman
G - Sr. - 6-3
New York, NY

#51
Brock Matheny
G - Jr. - 5-10
Davidson, N.C.

2024-25 ROSTER

No.	Name	Pos.	Ht.	Wt.	Cl.	Hometown/High School/Previous School
0	Manie Joses	F	6-7	190	Fr.	London, England / NBA Global Academy
1	Reed Bailey	F	6-11	230	Jr.	Harvard, Mass. / Brewster Academy
2	Bobby Durkin	F	6-7	220	So.	Hinsdale, Ill. / IMG Academy
3	Nick Coval	G	6-2	175	Fr.	Orefield, Pa. / Parkland
4	Mike Loughnane	G	6-4	185	So.	Exeter, N.H. / Phillips Exeter Academy
8	Joe Hurlburt	F	6-11	235	Jr.	Enderlin, N.D. / Enderlin / Colorado
12	Hunter Adam	G	6-7	220	R-So.	Christchurch, New Zealand / Christs College of Canterbury
14	Phillip Kavu	G	6-2	175	Fr.	Manchester, England / Lake Forest Academy
15	Sean Logan	F	6-10	235	Jr.	Westfield, N.J. / Westfield
20	Zach Laput	G	6-4	210	5th	Beacon Falls, Conn. / Notre Dame-West Haven / Bentley
22	Riccardo Ghedini	G	6-7	210	R-Jr.	Milano, Italy / Collegio San Carlo
23	Connor Kochera	G	6-5	200	5th	Arlington Heights, Ill. / Saint Viator / William & Mary
24	Michael Katsock	G/F	6-6	210	Sr.	Washington, D.C. / St. Alban's
45	Roberts Blums	G	6-4	200	Fr.	Riga, Latvia / Rigas Talmãcibas Vidusskola
50	Luke Zimmerman	G	6-3	190	Sr.	New York, N.Y. / Poly Prep Country Day School
51	Brock Matheny	G	5-10	155	Jr.	Davidson, N.C. / Burlington Christian Academy

STAFF

Head Coach: Matt McKillop (Davidson '06), 3rd season
Associate Head Coach: Will Reigel (Davidson '12), 12th season
Assistant Coach: Matt Matheny (Davidson '92), 19th season
Assistant Coach: Joshua Heyliger (Stonehill College '16), 6th season
Director of Operations: Matt Williams (Davidson '16), 3rd season
Director of Student-Athlete Development: Jack Gibbs (Davidson '17), 4th season
Athletic Trainer: Justin King (BYU '12), 7th season
Head Sports Performance Coach: Brian Seitz (Ohio State '11), 3rd season

PRONUNCIATION GUIDE:

Matt **McKillop**... Muh-KILL-up
Mike **Loughnane**... LOCK-nane
Riccardo **Ghedini**... Guh-DEAN-ee
Manie Joses... MAN-ee JOH-sis
Nick **Coval**... COH-vall
Phillip **Kavu**... KAH-voo
Zach **Laput**... Luh-PUT
Roberts **Blums**... Blooms not Blums

THE BIG THREE

CONNOR KOCHERA #23

6-5 ◆ 200 ◆ FIFTH YEAR ◆ GUARD ◆ ARLINGTON HEIGHTS, IL ◆ SAINT VIATOR / WILLIAM & MARY

2023-24: Earned Atlantic 10 All-Academic Team honors in the postseason • Served as one of four team captains • Became the fifth transfer and 55th player in a Davidson uniform to join the 1000-point club on Feb. 7 with a 19-point performance against Duquesne • Appeared and started in all 32 games as a true senior • Averaged 13.1 points per game and 4.2 rebounds per game • Shot 48.3 percent from the floor, draining 52 3-pointers • Scored a season-high 29 points in an overtime loss at St. Bonaventure (Feb. 17) • Recorded five 20+ point performances, four of which occurred during Atlantic 10 Conference play • Scored in double figures 21 times, including 11-consecutive games to close out the season • Averaged 18 points per game over the final 11 games of the season • Had 17 outings where he shot 50 percent or better, including a 10-of-12 effort against Boston University (Nov. 21).

2022-23: Appeared in all 32 games, while making 15 starts in his first season with the Wildcats • Scored in double figures seven times including five of Davidson's first six games • Hauled in a season-high 9 rebounds in season opener against Guilford (11/7) • Helped the 'Cats to a come-from-behind double-overtime win at Wright State (11/9) with 15 points on 6-of-11 shooting • Followed with three straight double-digit performances • Went 5-of-7 from the floor, including a pair of treys en route to 17 points in contest at Delaware (12/3) • Poured in a season-high 29 points in 'Cats' A-10 road win at UMass (2/4) • Finished 10-of-13 from the floor, drilling seven triples in 25 minutes off the bench against the Minutemen.

AT WILLIAM & MARY
CAA Rookie of the Year (2021)
VaSID State Rookie of the Year (2021)
CAA All-Rookie Team (2021)
One-time CAA Player of the Week
CBS Sports/USBWA National Rookie of the Week (2/1/21)
CAA Commissioner's Academic Honor Roll (2020-21, 2021-22)
Two-time CAA Rookie of the Week

REED BAILEY # 1

6-10 ◆ 230 ◆ JUNIOR ◆ FORWARD ◆ HARVARD, MA ◆ BREWSTER ACADEMY

2023-24: Appeared and started in all 32 games during his sophomore season • Averaged 9.2 points per game, shooting 44.8 percent from the floor • Grabbed 5.8 rebounds per game • Scored a career-high and season-high 24 points at Fordham (Jan. 17) while also recording the first double-double of his career with 12 rebounds • Scored in double figures 21 times, including six 20+ point performances • Picked up three double-doubles on the season • Shot an impressive 8-of-13 from the floor against Loyola Chicago (Feb. 4) including three 3-pointers • Went 12-of-12 at the charity stripe against Fordham (Jan. 17) making him the second player (Stephen Curry) in Davidson history with multiple games going a perfect 11-11 or better from the stripe.

2022-23: Started all 32 games as a freshman • Scored in double figures five times • Recorded 10 points in his first collegiate contest against Guilford (11/7) • Backed performance against the Quakers with 15 points on 6-of-9 shooting and two treys the next time out at Wright State (11/9) • Poured in a season-high 20 points in 'Cats' home win over San Francisco (11/25) • Also finished 7-of-11 from the floor and 5-for-5 at the line against the Dons • Pulled down a personal-best nine rebounds at VCU (1/7).

Before Davidson: Served as team captain for Brewster Academy • Three-year letterwinner for Kevin Weircinski and Jason Smith • Participated in the 2021 John Wall Holiday Invitational • Also played football as a freshman and sophomore • Entire immediate family is comprised of NCAA Division I athletes.

BOBBY DURKIN #2

6-7 ◆ 220 ◆ SOPHOMORE ◆ GUARD ◆ DARIEN, IL ◆ GLENBARD WEST

2023-24: Appeared in all 32 games making 17 starts as a freshman • Made his first career start on Jan. 13 against George Washington • Averaged 8.5 points per game shooting 37.3 percent from the floor • Drained a team-best 59 3-pointers • Scored a career-high 18 points against Charlotte (Nov. 29) and followed suit with an Atlantic 10 Rookie of the Week honor for his performance • Shot 5-of-8 from the floor and 4-of-7 from beyond the arc in the annual Battle for the Hornets' Nest game • 15 double-digit scoring performances • Grabbed a season-high eight rebounds against Campbell (Dec. 6) and USC Upstate (Dec. 21) • Notably drained the game-winning triple against Maryland in the Asheville Championship, shooting 4-of-5 from 3-point range.

High School: Served as team captain as a senior • Captured a 2022 Illinois State Championship • Set the school record for most three's in a season (78) • Son of Bill and Joan, brother to Billy.

Official Basketball Box Score - Final

William Peace at Davidson

11/04/24 Belk Arena, Davidson
2024-25 Men's Basketball

Game Time: 7:00 PM
Game Duration: 1:44
Attendance: 2,222

Officials: Kyle Luckie, Kurt Tackett, Nick Agress

William Peace - 47 **Record: 0-0**

NO.	Name		Min	FG M-A	3P M-A	FT M-A	Rebounds OR	DR	TOT	Fouls PF	FD	TP	AS	TO	ST	Blocks BS	BA	+/-
35	Sully Caruso	C	19:34	0-2	0-0	0-0	0	2	2	1	1	0	0	3	1	0	0	-20
2	Shawn Jones	G	12:34	0-1	0-0	0-0	0	2	2	1	0	0	0	2	0	0	0	-17
3	Michael Dulin	G	27:18	4-11	3-9	0-2	1	1	2	0	2	11	1	2	0	0	0	-30
11	Elijah Green	G	20:28	1-4	1-2	0-0	0	5	5	1	2	3	4	4	1	0	1	-28
15	Ryan Lominack	G	18:59	2-8	2-5	0-0	0	0	0	0	1	6	0	2	0	0	0	-30
12	Duke McBride		15:40	3-6	2-3	0-0	0	1	1	3	2	8	1	1	0	0	0	-9
21	Irwin Young		16:51	0-3	0-1	1-2	0	2	2	0	2	1	1	1	0	0	0	-30
34	Chuks Ezeonu		18:13	0-1	0-0	1-2	0	3	3	3	2	1	0	2	0	2	0	-19
1	Tyler Whitehurst		20:12	5-10	2-7	2-2	2	0	2	1	1	14	1	0	0	0	1	-6
10	Parker Hodgson		17:13	1-3	1-1	0-0	0	4	4	0	1	3	0	4	1	0	0	-15
22	Elijah Cathcart		09:06	0-2	0-2	0-0	0	0	0	2	0	0	1	1	1	0	0	3
30	Connor Ballou		02:13	0-0	0-0	0-0	0	0	0	0	0	0	0	0	0	0	0	-2
20	Jackson Hartzell		01:39	0-0	0-0	0-0	0	1	1	0	0	0	0	0	0	0	0	-2
Team							1	4	5			0		0				
Totals				16-51	11-30	4-8	4	25	29	12	14	47	9	22	4	2	2	-41

Technical Fouls::NONE

Shooting By Period		
1st FG%	5-24	20.8%
3PT%	4-14	28.6%
FT%	3-6	50%
2nd FG%	11-27	40.7%
3PT%	7-16	43.8%
FT%	1-2	50%
GM FG%	16-51	31.4%
3PT%	11-30	36.7%
FT%	4-8	50.0%

Dead Ball Rebounds: 2, 0

Davidson - 88 **Record: 1-0**

NO.	Name		Min	FG M-A	3P M-A	FT M-A	Rebounds OR	DR	TOT	Fouls PF	FD	TP	AS	TO	ST	Blocks BS	BA	+/-
1	Reed Bailey	F	16:09	5-7	0-0	1-2	2	5	7	0	1	11	2	0	2	0	0	41
2	Bobby Durkin	F	21:45	6-8	3-5	0-0	0	4	4	0	0	15	4	0	1	0	0	32
15	Sean Logan	F	15:10	3-5	0-0	0-1	3	1	4	2	2	6	2	1	2	0	0	21
4	Mike Loughnane	G	15:06	2-4	1-2	2-2	0	2	2	3	1	7	4	0	0	0	0	26
23	Connor Kochera	G	18:54	7-10	1-1	4-4	1	4	5	0	2	19	4	1	2	0	0	36
12	Hunter Adam		13:52	2-3	0-1	0-0	0	0	0	3	0	4	0	1	2	2	0	13
20	Zach Laput		18:42	6-11	0-2	1-2	2	1	3	1	3	13	1	0	0	0	2	13
45	Roberts Blums		20:09	1-7	0-3	2-2	0	3	3	2	1	4	2	3	4	0	0	10
0	Manie Joses		13:46	1-4	0-0	0-2	2	2	4	0	1	2	0	0	1	0	0	2
8	Joe Hurlburt		17:02	0-3	0-2	1-2	0	6	6	1	1	1	0	1	0	0	0	-2
22	Riccardo Ghedini		16:31	2-4	0-1	0-0	1	4	5	1	0	4	4	0	0	0	0	4
24	Michael Katsock		06:12	1-1	0-0	0-0	0	0	0	1	0	2	0	1	0	0	0	1
51	Brock Matheny		03:52	0-3	0-3	0-0	0	0	0	0	0	0	0	0	0	0	0	4
50	Luke Zimmerman		02:50	0-0	0-0	0-0	0	0	0	0	0	0	0	0	0	0	0	4
Team							0	1	1			0		0				
Totals				36-70	5-20	11-17	11	33	44	14	12	88	23	8	14	2	2	41

Technical Fouls::NONE

Shooting By Period		
1st FG%	17-34	50.0%
3PT%	2-9	22.2%
FT%	8-11	72.7%
2nd FG%	19-36	52.8%
3PT%	3-11	27.3%
FT%	3-6	50%
GM FG%	36-70	51.4%
3PT%	5-20	25.0%
FT%	11-17	64.7%

Dead Ball Rebounds: 4, 0

	WPU	DAV
Biggest lead	1 (1st 19:01)	41 (2nd 16:11)
Best Scoring Run	8(2nd 14:29)	15(1st 5:30)
Lead Changes	2	
Times Tied	0	
Time with Lead	00:30	38:44

Points from	WPU	DAV
Turnovers	4	29
Paint	6	60
Second Chance	4	12
Fast Breaks	4	22
Bench	27	30

Period by Period Scoring	1st	2nd	TOT
WPU	17	30	47
DAV	44	44	88

Official Basketball Box Score - Final

Davidson at Bowling Green

11/08/24 Stroh Center, Bowling Green
2024-25 Men's Basketball

Game Time: 7:02 PM
Game Duration: 2:11
Attendance: 1,960

Officials: Alfred Smith, Edwin Young, Steve McJunkins

Davidson - 91 **Record: 2-0**

NO.	Name		Min	FG M-A	3P M-A	FT M-A	Rebounds OR	DR	TOT	Fouls PF	FD	TP	AS	TO	ST	Blocks BS	BA	+/-
1	Reed Bailey	F	32:41	7-11	0-0	10-13	2	6	8	3	7	24	2	2	0	0	0	-1
2	Bobby Durkin	F	27:59	5-8	4-6	6-6	0	5	5	3	4	20	3	1	1	0	0	-5
15	Sean Logan	F	25:54	1-3	0-2	0-0	0	0	0	4	3	2	2	2	0	6	0	-6
4	Mike Loughnane	G	24:58	1-5	1-3	0-0	0	1	1	3	0	3	2	4	1	0	1	5
23	Connor Kochera	G	26:11	8-12	2-4	5-6	0	6	6	3	5	23	1	3	0	0	1	-2
12	Hunter Adam		10:07	0-1	0-1	0-0	0	3	3	1	0	0	1	0	0	0	0	11
20	Zach Laput		20:11	3-10	0-1	0-0	5	3	8	2	0	6	5	1	1	0	3	14
45	Roberts Blums		22:47	3-10	3-8	2-3	0	2	2	1	2	11	1	0	0	0	0	8
8	Joe Hurlburt		03:27	1-1	0-0	0-0	0	0	0	0	0	2	1	0	0	0	0	3
0	Manie Joses		02:49	0-0	0-0	0-0	0	0	0	0	0	0	0	0	0	0	0	0
22	Riccardo Ghedini		02:56	0-0	0-0	0-0	0	0	0	1	0	0	0	0	1	0	0	3
Team							3	1	4			0		0				
Totals				29-61	10-25	23-28	10	27	37	21	21	91	18	13	4	6	5	6

Technical Fouls::NONE

Shooting By Period		
1st FG%	16-30	53.3%
3PT%	7-15	46.7%
FT%	8-11	72.7%
2nd FG%	13-31	41.9%
3PT%	3-10	30.0%
FT%	15-17	88.2%
GM FG%	29-61	47.5%
3PT%	10-25	40.0%
FT%	23-28	82.1%

Dead Ball Rebounds: 4, 1

Bowling Green - 85 **Record: 0-2**

NO.	Name		Min	FG M-A	3P M-A	FT M-A	Rebounds OR	DR	TOT	Fouls PF	FD	TP	AS	TO	ST	Blocks BS	BA	+/-
6	Marcus Johnson	F	22:41	6-14	5-10	2-2	1	2	3	4	1	19	1	0	0	0	2	5
14	Sam Towns	F	32:00	3-5	0-0	0-0	2	9	11	5	4	6	2	2	0	4	0	0
23	Youssef Khayat	F	27:24	3-5	2-3	2-3	1	4	5	3	2	10	2	1	1	0	0	0
1	Trey Thomas	G	32:05	3-9	0-2	4-5	0	1	1	1	3	10	3	2	2	0	0	1
2	Javontae Campbell	G	28:19	10-13	0-0	10-12	0	1	1	4	8	30	2	4	4	0	2	0
10	Derrick Butler		20:38	1-6	1-3	1-3	0	1	1	1	2	4	0	0	3	0	0	-9
5	Braelon Green		06:08	0-0	0-0	0-0	0	0	0	0	0	0	0	0	0	0	0	-12
11	Jamai Felt		08:58	0-1	0-0	0-0	1	1	2	2	0	0	0	0	0	1	1	-10
13	Preston Squire		04:50	0-0	0-0	0-0	0	0	0	1	0	0	0	0	0	0	0	-2
3	DaJion Humphrey		10:38	1-4	1-2	0-0	0	0	0	0	0	3	1	0	0	0	0	-1
7	Wilguens Jr. Exacte		06:19	1-3	1-2	0-0	0	1	1	0	1	3	1	0	0	0	1	-2
Team							2	3	5			0		1				
Totals				28-60	10-22	19-25	7	23	30	21	21	85	12	10	10	5	6	-6

Technical Fouls::NONE

Shooting By Period		
1st FG%	11-26	42.3%
3PT%	4-8	50.0%
FT%	5-6	83.3%
2nd FG%	17-34	50.0%
3PT%	6-14	42.9%
FT%	14-19	73.7%
GM FG%	28-60	46.7%
3PT%	10-22	45.5%
FT%	19-25	76.0%

Dead Ball Rebounds: 3, 0

	DAV	BGSU
Biggest lead	20 (1st 4:31)	0 (1st 20:00)
Best Scoring Run	8(1st 4:31)	8(2nd 19:15)
Lead Changes	0	
Times Tied	0	
Time with Lead	39:48	00:00

Points from	DAV	BGSU
Turnovers	16	11
Paint	36	34
Second Chance	15	5
Fast Breaks	10	15
Bench	19	10

Period by Period Scoring	1st	2nd	TOT
DAV	47	44	91
BGSU	31	54	85

Official Basketball Box Score - Final

ETSU at Davidson

11/16/24 Belk Arena, Davidson
2024-25 Men's Basketball

Game Time: 5:00 PM
Game Duration: 2:03
Attendance: 2,490

Officials: Ted Valentine, Eric Lewis, Jemel Spearman

ETSU - 70 **Record: 2-2**

NO.	Name		Min	FG M-A	3P M-A	FT M-A	Rebounds OR	DR	TOT	Fouls PF	FD	TP	AS	TO	ST	Blocks BS	BA	+/-
0	Karon Boyd	F	30:42	3-8	2-3	1-4	3	7	10	5	2	9	1	1	0	1	1	-5
22	Jaden Seymour	F	31:55	9-13	2-3	1-3	1	3	4	5	3	21	2	1	1	0	0	-2
8	Davion Bradford	C	08:43	1-1	0-0	0-0	1	1	2	2	2	2	0	1	0	0	0	7
1	Quimari Peterson	G	33:56	7-13	2-4	3-3	0	1	1	4	2	19	4	1	1	0	0	6
7	John Buggs III	G	34:42	5-14	4-11	0-2	0	0	0	3	2	14	1	2	0	0	1	-3
10	D.J. Hughes		13:06	1-2	0-0	0-0	3	2	5	4	1	2	0	0	0	0	0	-12
21	Gabe Sisk		00:56	0-0	0-0	0-0	0	0	0	0	0	0	0	0	0	0	0	-2
4	Curt Lewis		10:11	0-2	0-0	1-2	0	0	0	2	1	1	0	0	2	0	0	-10
5	Allen Strothers		29:07	1-2	0-1	0-0	0	1	1	2	2	2	2	0	2	0	0	-9
12	Roosevelt Wheeler		01:48	0-0	0-0	0-0	0	0	0	2	0	0	0	0	0	0	0	-3
2	Maki Johnson		04:53	0-1	0-1	0-0	0	0	0	0	0	0	0	0	0	0	0	3
Team							0	1	1			0		2				
Totals				27-56	10-23	6-14	8	16	24	29	15	70	10	8	6	1	2	-6

Technical Fouls::NONE

Shooting By Period		
1st FG%	11-28	39.3%
3PT%	2-9	22.2%
FT%	1-1	100%
2nd FG%	16-28	57.1%
3PT%	8-14	57.1%
FT%	5-13	38.5%
GM FG%	27-56	48.2%
3PT%	10-23	43.5%
FT%	6-14	42.9%

Dead Ball Rebounds: 5, 0

Davidson - 76 **Record: 3-0**

NO.	Name		Min	FG M-A	3P M-A	FT M-A	Rebounds OR	DR	TOT	Fouls PF	FD	TP	AS	TO	ST	Blocks BS	BA	+/-
1	Reed Bailey	F	33:48	5-11	0-0	8-13	1	7	8	1	12	18	2	6	0	2	0	3
2	Bobby Durkin	F	35:55	4-9	1-3	4-4	1	4	5	0	3	13	0	2	1	0	0	5
15	Sean Logan	F	08:54	0-0	0-0	0-0	1	1	2	4	0	0	0	1	0	0	0	-7
4	Mike Loughnane	G	16:05	0-2	0-2	0-0	0	1	1	1	0	0	1	0	0	0	0	-3
23	Connor Kochera	G	32:02	5-9	0-1	3-4	2	1	3	0	4	13	3	1	0	0	1	9
12	Hunter Adam		20:40	3-4	1-2	1-4	1	2	3	3	4	8	0	0	0	0	0	-4
45	Roberts Blums		24:15	3-4	1-2	2-2	0	2	2	4	2	9	0	2	0	0	0	16
8	Joe Hurlburt		04:05	0-1	0-1	1-2	2	0	2	0	1	1	0	1	0	0	0	1
20	Zach Laput		22:13	6-7	0-0	2-3	1	2	3	2	3	14	0	0	1	0	0	9
22	Riccardo Ghedini		02:03	0-0	0-0	0-0	0	0	0	0	0	0	0	0	0	0	0	1
Team							3	4	7			0		0				
Totals				26-47	3-11	21-32	12	24	36	15	29	76	6	13	2	2	1	6

Technical Fouls::NONE

Shooting By Period		
1st FG%	12-26	46.2%
3PT%	0-7	0.0%
FT%	4-10	40%
2nd FG%	14-21	66.7%
3PT%	3-4	75.0%
FT%	17-22	77.3%
GM FG%	26-47	55.3%
3PT%	3-11	27.3%
FT%	21-32	65.6%

Dead Ball Rebounds: 4, 0

	ETS	DAV
Biggest lead	7 (2nd 14:12)	11 (1st 11:55)
Best Scoring Run	8(2nd 17:24)	11(1st 11:55)
Lead Changes	6	
Times Tied	8	
Time with Lead	11:09	24:03

Points from	ETS	DAV
Turnovers	13	4
Paint	26	42
Second Chance	3	14
Fast Breaks	1	5
Bench	5	32

Period by Period Scoring	1st	2nd	TOT
ETS	25	45	70
DAV	28	48	76

Official Basketball Box Score - Final

VMI at Davidson

11/22/24 Belk Arena, Davidson
2024-25 Men's Basketball

Game Time: 7:00 PM
Game Duration: 1:53
Attendance: 2,153

Officials: Jerry Heater, Tony Crisp, Jeremy Mosier

VMI - 66 **Record: 4-3**

NO.	Name		Min	FG M-A	3P M-A	FT M-A	Rebounds OR	DR	TOT	Fouls PF	FD	TP	AS	TO	ST	Blocks BS	BA	+/-
6	Kaden Stuckey	F	23:34	4-6	0-0	2-4	1	2	3	0	4	10	2	1	0	0	0	-8
11	Augustinas Kiudulas	F	26:27	2-7	0-1	2-2	2	5	7	4	4	6	3	4	0	0	0	-24
44	TJ Johnson	F	32:28	7-11	3-6	4-4	2	1	3	2	3	21	1	2	1	0	0	-20
1	Rickey Bradley	G	28:38	3-7	2-3	3-4	1	5	6	3	2	11	3	2	2	0	0	-13
30	Tan Yildizoglu	G	27:44	1-5	0-3	1-2	0	3	3	1	1	3	4	4	0	0	0	-15
4	Linus Holmstrom		27:53	3-9	1-6	4-6	0	1	1	2	3	11	0	0	0	0	1	-19
32	Robert Peters		09:00	0-1	0-0	0-0	0	1	1	0	0	0	0	1	0	0	1	-11
0	Cal Liston		04:49	0-1	0-1	0-0	0	0	0	1	0	0	0	1	0	0	0	-7
5	AJ Clark		16:53	0-1	0-1	1-2	1	4	5	3	2	1	0	0	0	3	0	-16
23	Maurice Wright, Jr.		02:35	0-1	0-0	3-4	0	2	2	0	2	3	0	0	0	0	0	-2
Team							0	0	0			0		0				
Totals				20-49	6-21	20-28	7	24	31	16	21	66	13	15	3	3	2	-27

Technical Fouls::NONE

Shooting By Period		
1st FG%	11-28	39.3%
3PT%	4-13	30.8%
FT%	4-6	66.7%
2nd FG%	9-21	42.9%
3PT%	2-8	25.0%
FT%	16-22	72.7%
GM FG%	20-49	40.8%
3PT%	6-21	28.6%
FT%	20-28	71.4%

Dead Ball Rebounds: 5, 0

Davidson - 93 **Record: 4-0**

NO.	Name		Min	FG M-A	3P M-A	FT M-A	Rebounds OR	DR	TOT	Fouls PF	FD	TP	AS	TO	ST	Blocks BS	BA	+/-
1	Reed Bailey	F	28:09	9-14	0-0	5-5	5	3	8	3	6	23	6	3	0	0	2	23
2	Bobby Durkin	F	31:02	7-13	5-10	0-0	0	3	3	3	0	19	2	0	4	0	0	22
15	Sean Logan	F	22:34	3-7	0-0	1-1	1	7	8	5	1	7	1	1	0	1	0	3
4	Mike Loughnane	G	26:54	5-6	2-3	1-1	0	2	2	3	1	13	6	0	2	0	0	27
23	Connor Kochera	G	28:44	3-6	1-4	2-2	0	3	3	2	3	9	5	3	3	0	0	21
20	Zach Laput		23:57	2-6	1-5	5-6	2	1	3	1	5	10	5	1	1	0	0	23
45	Roberts Blums		16:58	2-7	2-6	0-0	0	1	1	2	0	6	0	0	0	0	0	3
22	Riccardo Ghedini		09:09	0-2	0-1	0-0	0	0	0	1	0	0	0	1	0	2	1	1
12	Hunter Adam		04:34	0-0	0-0	0-0	0	2	2	1	0	0	1	0	0	0	0	4
8	Joe Hurlburt		03:17	1-3	1-1	0-0	0	1	1	0	0	3	0	0	0	0	0	4
24	Michael Katsock		01:34	0-1	0-1	0-0	0	0	0	0	0	0	1	0	0	0	0	0
50	Luke Zimmerman		01:34	0-0	0-0	0-0	0	1	1	0	0	0	0	0	0	0	0	0
51	Brock Matheny		01:34	1-1	1-1	0-0	0	0	0	0	0	3	0	0	0	0	0	0
Team							1	1	2			0		0				
Totals				33-66	13-32	14-15	9	25	34	21	16	93	28	8	12	2	3	27

Technical Fouls::NONE

Shooting By Period		
1st FG%	17-31	54.8%
3PT%	9-18	50.0%
FT%	5-5	100%
2nd FG%	16-35	45.7%
3PT%	4-14	28.6%
FT%	9-10	90%
GM FG%	33-66	50.0%
3PT%	13-32	40.6%
FT%	14-15	93.3%

Dead Ball Rebounds: 1, 0

	VMI	DAV
Biggest lead	0 (1st 20:00)	27 (2nd 1:49)
Best Scoring Run	8(1st 6:30)	9(1st 3:15)
Lead Changes	0	
Times Tied	0	
Time with Lead	00:00	39:44

Points from	VMI	DAV
Turnovers	7	19
Paint	28	38
Second Chance	4	5
Fast Breaks	8	12
Bench	15	22

Period by Period Scoring	1st	2nd	TOT
VMI	30	36	66
DAV	48	45	93

Official Basketball Box Score - Final

Arizona at Davidson

11/27/24 Atlantis Resort, Paradise Island
2024 Bad Boy Mowers Battle 4 Atlantis

Game Time: 7:30 PM
Game Duration: 1:48
Attendance: 1,737

Officials: Tony Padilla, Darron George, Isaac Barnett

Arizona - 104 **Record: 3-2**

NO.	Name		Min	FG M-A	3P M-A	FT M-A	Rebounds OR	DR	TOT	Fouls PF	FD	TP	AS	TO	ST	Blocks BS	BA	+/-
4	Trey Townsend	F	28:06	6-11	2-4	3-3	0	4	4	1	3	17	1	3	0	0	1	27
30	Tobe Awaka	F	13:51	6-10	0-0	1-3	5	5	10	4	3	13	1	1	0	0	0	2
0	Jaden Bradley	G	25:24	2-6	0-0	4-4	1	1	2	1	3	8	4	2	2	0	0	9
1	Caleb Love	G	28:15	7-13	3-7	3-3	2	3	5	1	2	20	4	2	1	0	0	13
5	KJ Lewis	G	25:17	1-3	0-0	1-1	1	9	10	1	1	3	2	3	1	1	0	22
14	Motiejus Krivas		16:53	4-4	0-0	2-3	0	4	4	4	2	10	0	2	0	2	0	12
9	Carter Bryant		14:35	1-4	1-3	0-0	0	2	2	0	1	3	0	0	1	1	0	25
13	Henri Veesaar		18:34	4-5	0-0	1-3	2	4	6	2	2	9	2	1	1	2	0	22
3	Anthony Dell'Orso		17:37	8-11	5-7	0-0	1	0	1	0	0	21	1	0	0	0	0	19
55	Conrad Martinez		06:16	0-2	0-1	0-0	0	0	0	0	0	0	0	0	0	0	0	8
11	Liam Lloyd		02:36	0-0	0-0	0-0	0	2	2	0	0	0	0	0	1	0	0	3
15	Grant Weitman		02:36	0-0	0-0	0-0	0	0	0	0	0	0	0	0	0	0	0	3
Team							0	1	1			0		0				
Totals				39-69	11-22	15-20	12	35	47	14	17	104	15	14	7	6	1	33

Technical Fouls::NONE

Shooting By Period		
1st FG%	20-34	58.8%
3PT%	4-6	66.7%
FT%	5-7	71.4%
2nd FG%	19-35	54.3%
3PT%	7-16	43.8%
FT%	10-13	76.9%
GM FG%	39-69	56.5%
3PT%	11-22	50.0%
FT%	15-20	75.0%

Dead Ball Rebounds: 2, 0

Davidson - 71 **Record: 4-1**

NO.	Name		Min	FG M-A	3P M-A	FT M-A	Rebounds OR	DR	TOT	Fouls PF	FD	TP	AS	TO	ST	Blocks BS	BA	+/-
1	Reed Bailey	F	24:22	3-11	0-2	3-4	1	3	4	2	6	9	2	2	0	0	1	-18
2	Bobby Durkin	F	30:51	5-14	5-10	0-0	2	4	6	1	0	15	5	0	1	0	0	-17
15	Sean Logan	F	20:23	3-5	1-1	0-1	3	2	5	3	2	7	0	1	2	1	1	-22
4	Mike Loughnane	G	26:16	2-4	2-3	0-0	0	4	4	1	0	6	2	2	1	0	1	-17
23	Connor Kochera	G	28:58	8-18	1-5	3-3	0	4	4	2	3	20	2	4	1	0	2	-22
12	Hunter Adam		10:54	0-0	0-0	0-0	0	1	1	0	1	0	1	1	1	0	0	-1
8	Joe Hurlburt		05:49	1-5	0-3	0-0	1	0	1	1	0	2	0	1	0	0	1	-4
20	Zach Laput		21:59	2-5	1-4	0-0	1	1	2	3	1	5	2	0	2	0	0	-26
22	Riccardo Ghedini		07:54	0-0	0-0	0-0	0	0	0	0	0	0	1	0	0	0	0	-13
45	Roberts Blums		21:28	3-9	1-6	0-0	0	1	1	3	1	7	1	0	0	0	0	-19
0	Manie Joses		01:06	0-0	0-0	0-0	0	0	0	1	0	0	0	0	0	0	0	-6
Team							2	1	3			0		1				
Totals				27-71	11-34	6-8	10	21	31	17	14	71	16	12	8	1	6	-33

Technical Fouls::NONE

Shooting By Period		
1st FG%	15-38	39.5%
3PT%	5-15	33.3%
FT%	2-2	100%
2nd FG%	12-33	36.4%
3PT%	6-19	31.6%
FT%	4-6	66.7%
GM FG%	27-71	38.0%
3PT%	11-34	32.4%
FT%	6-8	75.0%

Dead Ball Rebounds: 1, 0

	ARZ	DAV
Biggest lead	35 (2nd 0:59)	7 (1st 16:12)
Best Scoring Run	14(2nd 4:08)	11(2nd 12:25)
Lead Changes	3	
Times Tied	3	
Time with Lead	31:52	06:43

Points from	ARZ	DAV
Turnovers	14	12
Paint	50	28
Second Chance	17	12
Fast Breaks	13	1
Bench	43	14

Period by Period Scoring	1st	2nd	TOT
ARZ	49	55	104
DAV	37	34	71

LIVESTATS BY GENIUS SPORTS

Official Basketball Box Score - Final

Davidson at Providence

11/28/24 Atlantis Resort, Paradise Island
2024 Bad Boy Mowers Battle 4 Atlantis

Game Time: 7:30 PM
Game Duration: 1:58
Attendance: 760

Officials: Gary Maxwell, Jason Phillips, Wil Howard

Davidson - 69 **Record: 5-1**

NO.	Name		Min	FG M-A	3P M-A	FT M-A	Rebounds OR	DR	TOT	Fouls PF	FD	TP	AS	TO	ST	Blocks BS	BA	+/-
1	Reed Bailey	F	35:01	6-13	1-3	5-6	2	9	11	2	6	18	4	2	1	0	1	9
2	Bobby Durkin	F	33:23	7-12	4-8	2-2	0	4	4	4	1	20	1	1	0	0	0	11
15	Sean Logan	F	16:49	1-2	0-1	2-2	0	2	2	3	1	4	0	0	0	0	0	7
4	Mike Loughnane	G	30:30	1-3	1-2	0-0	0	3	3	1	0	3	3	1	1	1	0	6
23	Connor Kochera	G	34:43	7-10	0-0	8-11	0	5	5	1	6	22	1	1	0	1	0	8
12	Hunter Adam		17:22	1-3	0-0	0-0	1	1	2	3	2	2	2	0	0	0	1	12
45	Roberts Blums		23:41	0-5	0-5	0-0	0	2	2	1	2	0	1	1	0	0	0	1
20	Zach Laput		08:31	0-1	0-0	0-0	0	1	1	1	0	0	0	0	0	0	1	1
Team							1	3	4			0		0				
Totals				23-49	6-19	17-21	4	30	34	16	18	69	12	8	2	3	3	11

Technical Fouls::NONE

Shooting By Period		
1st FG%	13-28	46.4%
3PT%	4-10	40.0%
FT%	8-8	100%
2nd FG%	10-21	47.6%
3PT%	2-9	22.2%
FT%	9-13	69.2%
GM FG%	23-49	46.9%
3PT%	6-19	31.6%
FT%	17-21	81.0%

Dead Ball Rebounds: 2, 0

Providence - 58 **Record: 5-2**

NO.	Name		Min	FG M-A	3P M-A	FT M-A	Rebounds OR	DR	TOT	Fouls PF	FD	TP	AS	TO	ST	Blocks BS	BA	+/-
2	Christ Essandoko	F	12:11	1-4	0-0	1-2	1	1	2	0	1	3	0	0	0	1	0	-3
0	Wesley Cardet	G	31:58	4-11	2-2	3-3	1	3	4	1	3	13	1	1	0	0	0	-4
1	Jayden Pierre	G	38:47	5-12	4-8	0-0	0	2	2	2	1	14	1	0	0	0	1	-10
7	Bensley Joseph	G	27:55	2-9	1-4	3-4	1	3	4	3	2	8	0	1	1	0	0	-17
14	Corey Floyd, Jr.	G	23:13	2-6	0-2	2-3	0	3	3	0	2	6	3	0	1	0	1	-13
55	Oswin Erhunmwunse		18:38	1-7	0-0	1-2	9	2	11	4	2	3	2	0	0	2	1	4
4	Justyn Fernandez		02:51	0-0	0-0	0-0	0	0	0	0	0	0	0	0	0	0	0	-3
3	Jabri Abdur-Rahim		17:32	1-5	1-5	2-2	0	3	3	3	2	5	0	0	1	0	0	-8
10	Rich Barron		08:13	0-1	0-0	0-0	0	2	2	0	1	0	0	0	0	0	0	-5
5	Anton Bonke		01:59	0-0	0-0	0-0	0	0	0	1	0	0	0	2	0	0	0	-5
11	Ryan Mela		12:02	2-3	0-0	2-2	0	2	2	1	1	6	1	0	1	0	0	6
12	Eli DeLaurier		04:41	0-0	0-0	0-0	0	0	0	3	1	0	0	0	0	0	0	-3
Team							1	3	4			0		1				
Totals				18-58	8-21	14-18	13	24	37	18	16	58	8	6	4	3	3	-11

Technical Fouls::NONE

Shooting By Period		
1st FG%	5-28	17.9%
3PT%	4-11	36.4%
FT%	4-6	66.7%
2nd FG%	13-30	43.3%
3PT%	4-10	40.0%
FT%	10-12	83.3%
GM FG%	18-58	31.0%
3PT%	8-21	38.1%
FT%	14-18	77.8%

Dead Ball Rebounds: 1, 0

	DAV	PRO
Biggest lead	22 (2nd 19:40)	0 (1st 20:00)
Best Scoring Run	10(1st 8:50)	7(2nd 7:00)
Lead Changes	0	
Times Tied	0	
Time with Lead	39:32	00:00

Points from	DAV	PRO
Turnovers	6	7
Paint	32	20
Second Chance	3	6
Fast Breaks	3	4
Bench	2	14

Period by Period Scoring	1st	2nd	TOT
DAV	38	31	69
PRO	18	40	58

LIVESTATS BY GENIUS SPORTS

Official Basketball Box Score - Final

Davidson at Providence

11/28/24 Atlantis Resort, Paradise Island
2024 Bad Boy Mowers Battle 4 Atlantis

Game Time: 7:30 PM
Game Duration: 1:58
Attendance: 760

Officials: Gary Maxwell, Jason Phillips, Wil Howard

Davidson - 69 **Record: 5-1**

NO.	Name		Min	FG M-A	3P M-A	FT M-A	Rebounds OR	DR	TOT	Fouls PF	FD	TP	AS	TO	ST	Blocks BS	BA	+/-
1	Reed Bailey	F	35:01	6-13	1-3	5-6	2	9	11	2	6	18	4	2	1	0	1	9
2	Bobby Durkin	F	33:23	7-12	4-8	2-2	0	4	4	4	1	20	1	1	0	0	0	11
15	Sean Logan	F	16:49	1-2	0-1	2-2	0	2	2	3	1	4	0	0	0	0	0	7
4	Mike Loughnane	G	30:30	1-3	1-2	0-0	0	3	3	1	0	3	3	1	1	1	0	6
23	Connor Kochera	G	34:43	7-10	0-0	8-11	0	5	5	1	6	22	1	1	0	1	0	8
12	Hunter Adam		17:22	1-3	0-0	0-0	1	1	2	3	2	2	2	0	0	0	1	12
45	Roberts Blums		23:41	0-5	0-5	0-0	0	2	2	1	2	0	1	1	0	0	0	1
20	Zach Laput		08:31	0-1	0-0	0-0	0	1	1	1	0	0	0	0	0	0	1	1
Team							1	3	4			0		0				
Totals				23-49	6-19	17-21	4	30	34	16	18	69	12	8	2	3	3	11

Technical Fouls::NONE

Shooting By Period		
1st FG%	13-28	46.4%
3PT%	4-10	40.0%
FT%	8-8	100%
2nd FG%	10-21	47.6%
3PT%	2-9	22.2%
FT%	9-13	69.2%
GM FG%	23-49	46.9%
3PT%	6-19	31.6%
FT%	17-21	81.0%

Dead Ball Rebounds: 2, 0

Providence - 58 **Record: 5-2**

NO.	Name		Min	FG M-A	3P M-A	FT M-A	Rebounds OR	DR	TOT	Fouls PF	FD	TP	AS	TO	ST	Blocks BS	BA	+/-
2	Christ Essandoko	F	12:11	1-4	0-0	1-2	1	1	2	0	1	3	0	0	0	1	0	-3
0	Wesley Cardet	G	31:58	4-11	2-2	3-3	1	3	4	1	3	13	1	1	0	0	0	-4
1	Jayden Pierre	G	38:47	5-12	4-8	0-0	0	2	2	2	1	14	1	0	0	0	1	-10
7	Bensley Joseph	G	27:55	2-9	1-4	3-4	1	3	4	3	2	8	0	1	1	0	0	-17
14	Corey Floyd, Jr.	G	23:13	2-6	0-2	2-3	0	3	3	0	2	6	3	0	1	0	1	-13
55	Oswin Erhunmwunse		18:38	1-7	0-0	1-2	9	2	11	4	2	3	2	0	0	2	1	4
4	Justyn Fernandez		02:51	0-0	0-0	0-0	0	0	0	0	0	0	0	0	0	0	0	-3
3	Jabri Abdur-Rahim		17:32	1-5	1-5	2-2	0	3	3	3	2	5	0	0	1	0	0	-8
10	Rich Barron		08:13	0-1	0-0	0-0	0	2	2	0	1	0	0	0	0	0	0	-5
5	Anton Bonke		01:59	0-0	0-0	0-0	0	0	0	1	0	0	0	2	0	0	0	-5
11	Ryan Mela		12:02	2-3	0-0	2-2	0	2	2	1	1	6	1	0	1	0	0	6
12	Eli DeLaurier		04:41	0-0	0-0	0-0	0	0	0	3	1	0	0	0	0	0	0	-3
Team							1	3	4			0		1				
Totals				18-58	8-21	14-18	13	24	37	18	16	58	8	6	4	3	3	-11

Technical Fouls::NONE

Shooting By Period		
1st FG%	5-28	17.9%
3PT%	4-11	36.4%
FT%	4-6	66.7%
2nd FG%	13-30	43.3%
3PT%	4-10	40.0%
FT%	10-12	83.3%
GM FG%	18-58	31.0%
3PT%	8-21	38.1%
FT%	14-18	77.8%

Dead Ball Rebounds: 1, 0

	DAV	PRO
Biggest lead	22 (2nd 19:40)	0 (1st 20:00)
Best Scoring Run	10(1st 8:50)	7(2nd 7:00)
Lead Changes	0	
Times Tied	0	
Time with Lead	39:32	00:00

Points from	DAV	PRO
Turnovers	6	7
Paint	32	20
Second Chance	3	6
Fast Breaks	3	4
Bench	2	14

Period by Period Scoring	1st	2nd	TOT
DAV	38	31	69
PRO	18	40	58

LIVESTATS BY GENIUS SPORTS

Official Basketball Box Score - Final

Charleston So. at Davidson

12/06/24 Belk Arena, Davidson
2024-25 Men's Basketball

Game Time: 7:00 PM
Game Duration: 1:54
Attendance: 2,339

Officials: Roger Ayers, Ron Groover, Clarence Armstrong

Charleston So. - 72 **Record: 3-8**

NO.	Name		Min	FG M-A	3P M-A	FT M-A	Rebounds OR	DR	TOT	Fouls PF	FD	TP	AS	TO	ST	Blocks BS	BA	+/-
2	Taje' Kelly	F	40:00	9-19	1-1	3-6	4	7	11	2	3	22	2	5	0	0	1	-1
23	Reis Jones	F	20:09	0-1	0-0	1-4	0	3	3	4	2	1	0	1	0	1	0	5
30	Thompson Camara	F	21:52	2-6	1-3	0-0	2	1	3	2	0	5	0	0	0	0	1	8
7	Daylen Berry	G	40:00	4-8	2-5	1-2	0	10	10	1	1	11	4	3	1	0	0	-1
22	RJ Johnson	G	40:00	6-13	1-4	4-4	0	2	2	3	2	17	3	2	2	0	0	-1
1	Lamar Oden Jr.		31:14	5-10	4-8	0-2	2	2	4	0	2	14	1	0	0	0	0	-4
8	Jaylon Gibson		06:46	1-2	0-0	0-0	1	0	1	3	0	2	0	0	0	0	0	-11
Team							2	2	4			0		0				
Totals				27-59	9-21	9-18	11	27	38	15	10	72	10	11	3	1	2	-1

Technical Fouls::NONE

Shooting By Period		
1st FG%	13-26	50.0%
3PT%	4-10	40.0%
FT%	1-4	25%
2nd FG%	14-33	42.4%
3PT%	5-11	45.5%
FT%	8-14	57.1%
GM FG%	27-59	45.8%
3PT%	9-21	42.9%
FT%	9-18	50.0%

Dead Ball Rebounds: 5, 0

Davidson - 73 **Record: 6-2**

NO.	Name		Min	FG M-A	3P M-A	FT M-A	Rebounds OR	DR	TOT	Fouls PF	FD	TP	AS	TO	ST	Blocks BS	BA	+/-
1	Reed Bailey	F	34:21	8-18	2-3	7-10	0	7	7	3	7	25	5	0	0	0	1	4
2	Bobby Durkin	F	33:28	2-12	0-5	0-0	0	4	4	1	1	4	1	1	3	0	0	6
15	Sean Logan	F	28:51	4-4	1-1	0-2	1	4	5	3	4	9	0	0	0	2	0	6
4	Mike Loughnane	G	16:38	2-2	1-1	0-0	0	3	3	0	0	5	1	2	1	0	0	4
23	Connor Kochera	G	36:43	7-16	1-2	6-6	1	4	5	0	3	21	5	0	0	0	0	-4
20	Zach Laput		24:06	1-3	1-2	0-0	3	2	5	2	0	3	1	1	0	0	0	-1
12	Hunter Adam		15:03	2-3	0-1	0-0	0	1	1	1	0	4	0	0	0	0	0	-8
45	Roberts Blums		10:52	1-1	0-0	0-0	0	0	0	0	0	2	0	1	0	0	0	-2
Team							1	0	1			0		1				
Totals				27-59	6-15	13-18	6	25	31	10	15	73	13	6	4	2	1	1

Technical Fouls::NONE

Shooting By Period		
1st FG%	15-32	46.9%
3PT%	3-8	37.5%
FT%	4-5	80%
2nd FG%	12-27	44.4%
3PT%	3-7	42.9%
FT%	9-13	69.2%
GM FG%	27-59	45.8%
3PT%	6-15	40.0%
FT%	13-18	72.2%

Dead Ball Rebounds: 4, 0

	CSU	DAV
Biggest lead	6 (2nd 6:04)	10 (2nd 16:03)
Best Scoring Run	10(2nd 7:11)	9(1st 1:13)
Lead Changes	7	
Times Tied	4	
Time with Lead	07:32	29:04

Points from	CSU	DAV
Turnovers	6	16
Paint	30	34
Second Chance	14	4
Fast Breaks	7	4
Bench	16	9

Period by Period Scoring	1st	2nd	TOT
CSU	31	41	72
DAV	37	36	73

LIVESTATS BY GENIUS SPORTS

Official Basketball Box Score - Final

Charlotte at Davidson

12/10/24 Belk Arena, Davidson
2024-25 Men's Basketball

Game Time: 7:00 PM
Game Duration: 1:59
Attendance: 3,126

Officials: AJ Desai, Tony Henderson, Anthony Eades

Charlotte - 71 Record: 4-4

NO.	Name		Min	FG M-A	3P M-A	FT M-A	Rebounds OR	DR	TOT	Fouls PF	FD	TP	AS	TO	ST	Blocks BS	BA	+/-
20	Robert Braswell	F	31:33	3-8	1-3	6-8	3	2	5	2	4	13	0	1	0	1	1	-2
21	Dean Reiber	F	24:04	4-7	1-2	2-2	3	4	7	1	2	11	1	0	1	1	0	5
77	Nika Metskhvarishvili	F	13:32	0-1	0-0	0-0	1	1	2	1	0	0	1	0	0	0	0	-8
10	Nik Graves	G	38:00	7-15	3-7	6-9	0	3	3	2	6	23	3	0	1	0	1	-1
22	Jaehshon Thomas	G	35:06	7-12	2-6	0-0	1	3	4	3	1	16	1	1	0	1	0	0
5	Isaiah Folkes		06:54	1-1	0-0	0-0	0	1	1	2	0	2	0	3	0	0	0	-7
31	Nick Richart		08:44	0-0	0-0	0-0	0	0	0	1	1	0	2	0	1	0	0	0
24	Rich Rolf		26:28	3-7	0-3	0-0	2	3	5	0	0	6	0	0	0	0	1	4
7	Kylan Blackmon		08:27	0-1	0-1	0-0	0	1	1	3	0	0	1	0	1	0	0	-2
11	Aleks Szymczyk		07:12	0-2	0-1	0-0	1	1	2	0	0	0	1	0	0	0	1	-9
Team							2	1	3			0		0				
Totals				25-54	7-23	14-19	13	20	33	15	14	71	10	5	4	3	4	-4

Technical Fouls::NONE

Shooting By Period		
1st FG%	16-26	61.5%
3PT%	6-13	46.2%
FT%	6-8	75%
2nd FG%	9-28	32.1%
3PT%	1-10	10.0%
FT%	8-11	72.7%
GM FG%	25-54	46.3%
3PT%	7-23	30.4%
FT%	14-19	73.7%

Dead Ball Rebounds: 1, 0

Davidson - 75 Record: 7-2

NO.	Name		Min	FG M-A	3P M-A	FT M-A	Rebounds OR	DR	TOT	Fouls PF	FD	TP	AS	TO	ST	Blocks BS	BA	+/-
1	Reed Bailey	F	35:24	7-11	0-0	4-6	3	4	7	3	3	18	5	1	1	3	0	6
2	Bobby Durkin	F	35:13	5-11	4-9	0-0	0	3	3	1	0	14	2	0	2	0	1	5
15	Sean Logan	F	22:27	3-4	0-1	1-2	3	1	4	3	2	7	1	0	0	1	0	-1
4	Mike Loughnane	G	25:14	2-3	1-2	0-0	0	5	5	0	0	5	4	2	0	0	0	5
23	Connor Kochera	G	30:55	3-9	0-4	5-9	0	3	3	4	6	11	0	2	1	0	1	-1
12	Hunter Adam		02:37	0-1	0-1	0-0	0	0	0	1	0	0	0	0	0	0	0	-2
20	Zach Laput		26:07	2-6	2-4	1-2	5	2	7	0	4	7	4	1	0	0	1	5
45	Roberts Blums		22:03	5-10	3-8	0-0	0	0	0	2	0	13	1	0	0	0	0	3
Team							3	2	5			0		0				
Totals				27-55	10-29	11-19	14	20	34	14	15	75	17	6	4	4	3	4

Technical Fouls::NONE

Shooting By Period		
1st FG%	14-30	46.7%
3PT%	6-17	35.3%
FT%	7-9	77.8%
2nd FG%	13-25	52.0%
3PT%	4-12	33.3%
FT%	4-10	40%
GM FG%	27-55	49.1%
3PT%	10-29	34.5%
FT%	11-19	57.9%

Dead Ball Rebounds: 2, 0

	CLT	DAV
Biggest lead	12 (1st 9:54)	14 (2nd 6:56)
Best Scoring Run	7(1st 16:58)	10(1st 4:26)
Lead Changes	4	
Times Tied	4	
Time with Lead	16:21	20:22

Points from	CLT	DAV
Turnovers	2	8
Paint	28	30
Second Chance	15	19
Fast Breaks	0	2
Bench	8	20

Period by Period Scoring	1st	2nd	TOT
CLT	44	27	71
DAV	41	34	75

LIVESTATS BY GENIUS SPORTS

Official Basketball Box Score - Final

Detroit Mercy at Davidson

12/14/24 Belk Arena, Davidson
2024-25 Men's Basketball

Game Time: 7:00 PM
Game Duration: 1:47
Attendance: 2,203

Officials: Ron Tyburski, Trey Styons, John Cahill Jr

Detroit Mercy - 51 Record: 5-7

NO.	Name		Min	FG M-A	3P M-A	FT M-A	Rebounds OR	DR	TOT	Fouls PF	FD	TP	AS	TO	ST	Blocks BS	BA	+/-
2	Miles Mitchell	F	18:39	1-4	0-0	0-0	3	3	6	2	0	2	0	0	0	1	1	-10
4	Legend Geeter	F	27:21	6-11	5-8	0-0	0	3	3	3	0	17	0	2	2	1	0	-22
5	Orlando Lovejoy	G	33:25	2-12	0-2	0-0	1	2	3	4	1	4	4	2	4	1	1	-23
8	Grant Gondrezick II	G	30:02	6-15	1-2	0-2	0	1	1	0	1	13	1	2	0	0	2	-27
10	Nate Johnson	G	27:44	3-6	0-2	4-4	1	3	4	3	2	10	0	5	1	0	0	-21
33	TJ Nadeau		18:32	0-6	0-2	3-4	0	1	1	2	5	3	0	2	0	0	0	-21
14	Peter Fuchs, Jr.		06:09	0-2	0-1	0-0	0	0	0	0	0	0	0	0	0	0	0	-8
23	Stephen Okoro		17:02	0-3	0-0	0-0	2	0	2	0	0	0	0	0	0	0	1	-21
30	Ryan Kalambay		16:58	1-1	0-0	0-2	3	3	6	2	1	2	2	0	1	1	0	-17
7	Chase Kuiper		04:08	0-0	0-0	0-0	0	1	1	0	0	0	0	0	0	0	0	-5
Team							2	1	3			0		0				
Totals				19-60	6-17	7-12	12	18	30	16	10	51	7	13	8	4	5	-35

Technical Fouls::NONE

Shooting By Period		
1st FG%	6-29	20.7%
3PT%	2-6	33.3%
FT%	2-4	50%
2nd FG%	13-31	41.9%
3PT%	4-11	36.4%
FT%	5-8	62.5%
GM FG%	19-60	31.7%
3PT%	6-17	35.3%
FT%	7-12	58.3%

Dead Ball Rebounds: 2, 0

Davidson - 86 Record: 8-2

NO.	Name		Min	FG M-A	3P M-A	FT M-A	Rebounds OR	DR	TOT	Fouls PF	FD	TP	AS	TO	ST	Blocks BS	BA	+/-
1	Reed Bailey	F	29:13	6-11	2-2	3-4	1	6	7	1	5	17	3	3	5	0	1	28
2	Bobby Durkin	F	25:16	6-9	4-6	3-4	1	4	5	0	2	19	3	1	1	0	0	25
15	Sean Logan	F	21:00	1-3	0-0	1-2	5	5	10	1	2	3	0	1	0	3	2	26
4	Mike Loughnane	G	20:33	1-4	1-3	0-0	0	1	1	1	0	3	5	0	1	0	0	27
23	Connor Kochera	G	23:28	8-10	1-3	0-0	0	6	6	0	2	17	2	0	0	0	0	32
12	Hunter Adam		16:21	1-4	1-4	0-0	0	2	2	1	0	3	0	1	0	0	0	8
20	Zach Laput		16:53	2-5	1-3	2-2	1	2	3	2	2	7	0	1	0	0	0	2
45	Roberts Blums		15:33	4-9	4-8	0-0	0	2	2	1	1	12	2	5	0	0	1	7
8	Joe Hurlburt		11:07	0-1	0-0	2-2	2	2	4	1	2	2	1	1	0	1	0	5
0	Manie Joses		07:45	0-1	0-1	0-0	2	0	2	0	0	0	1	0	1	0	0	8
22	Riccardo Ghedini		10:00	0-3	0-3	0-0	0	0	0	1	0	0	1	0	1	1	0	-2
24	Michael Katsock		00:57	1-1	1-1	0-0	0	0	0	0	0	3	0	0	0	0	0	3
50	Luke Zimmerman		00:57	0-0	0-0	0-0	0	1	1	1	0	0	0	0	0	0	0	3
51	Brock Matheny		00:57	0-0	0-0	0-0	0	0	0	0	0	0	0	0	0	0	0	3
Team							1	1	2			0		0				
Totals				30-61	15-34	11-14	13	32	45	10	16	86	18	13	9	5	4	35

Technical Fouls::NONE

Shooting By Period		
1st FG%	16-32	50.0%
3PT%	5-14	35.7%
FT%	6-7	85.7%
2nd FG%	14-29	48.3%
3PT%	10-20	50.0%
FT%	5-7	71.4%
GM FG%	30-61	49.2%
3PT%	15-34	44.1%
FT%	11-14	78.6%

Dead Ball Rebounds: 3, 0

	UDM	DAV
Biggest lead	2 (1st 18:40)	36 (2nd 16:18)
Best Scoring Run	10(2nd 8:57)	29(1st 7:06)
Lead Changes	2	
Times Tied	2	
Time with Lead	01:18	37:33

Points from	UDM	DAV
Turnovers	10	23
Paint	8	28
Second Chance	10	15
Fast Breaks	4	15
Bench	5	27

Period by Period Scoring	1st	2nd	TOT
UDM	16	35	51
DAV	43	43	86

LIVESTATS BY GENIUS SPORTS

Official Basketball Box Score - Final

Davidson at Temple

12/18/24 The Liacouras Center, Philadelphia
2024-25 Men's Basketball

Game Time: 7:00 PM
Game Duration: 1:57
Attendance: 2,472

Officials: Doug Shows, Ted Valentine, Jeb Hartness

Davidson - 61 Record: 8-3

NO.	Name		Min	FG M-A	3P M-A	FT M-A	Rebounds OR	DR	TOT	Fouls PF	FD	TP	AS	TO	ST	Blocks BS	BA	+/-
1	Reed Bailey	F	38:23	9-19	0-0	8-10	2	4	6	3	8	26	4	2	0	0	3	5
2	Bobby Durkin	F	32:44	5-12	4-8	0-0	3	3	6	2	0	14	0	1	2	0	1	-5
15	Sean Logan	F	06:12	0-2	0-0	0-0	1	0	1	2	0	0	0	0	0	0	0	-2
4	Mike Loughnane	G	23:58	1-2	1-1	0-0	0	4	4	0	0	3	1	2	2	0	0	-5
23	Connor Kochera	G	33:44	3-12	2-8	0-0	1	3	4	0	2	8	3	1	3	1	1	-3
12	Hunter Adam		14:29	1-4	0-2	0-0	3	1	4	2	0	2	0	1	0	0	0	3
20	Zach Laput		30:19	4-8	0-2	0-0	2	1	3	3	1	8	3	1	0	0	0	-2
8	Joe Hurlburt		03:51	0-0	0-0	0-0	0	0	0	0	0	0	0	1	0	0	0	3
45	Roberts Blums		16:20	0-3	0-3	0-2	0	5	5	0	1	0	0	0	0	0	0	1
Team							2	2	4			0		1				
Totals				23-62	7-24	8-12	14	23	37	12	12	61	11	10	7	1	5	-1

Technical Fouls::NONE

Shooting By Period		
1st FG%	12-30	40.0%
3PT%	4-11	36.4%
FT%	3-4	75%
2nd FG%	11-32	34.4%
3PT%	3-13	23.1%
FT%	5-8	62.5%
GM FG%	23-62	37.1%
3PT%	7-24	29.2%
FT%	8-12	66.7%

Dead Ball Rebounds: 3, 0

Temple - 62 Record: 7-4

NO.	Name		Min	FG M-A	3P M-A	FT M-A	Rebounds OR	DR	TOT	Fouls PF	FD	TP	AS	TO	ST	Blocks BS	BA	+/-
2	Steve Settle	F	35:49	1-8	1-5	3-4	0	6	6	2	2	6	0	1	1	3	1	8
11	Babatunde Durodola	F	14:01	0-0	0-0	1-2	1	5	6	3	1	1	0	1	0	0	0	-9
3	Lynn Greer III	G	19:18	2-8	0-3	0-0	0	2	2	0	0	4	1	2	0	0	0	-13
24	Jamal Mashburn, Jr.	G	34:13	7-16	1-4	4-4	0	3	3	1	3	19	1	0	2	0	0	1
25	Aiden Tobiason	G	10:06	0-1	0-1	0-0	0	1	1	0	0	0	0	0	0	0	0	-2
0	Quante Berry		26:28	5-6	1-2	0-0	2	2	4	1	0	11	2	1	2	0	0	6
22	Elijah Gray		17:53	5-7	0-1	3-4	4	2	6	3	3	13	0	1	0	0	0	11
55	Shane Dezonie		30:53	3-7	0-2	2-2	2	4	6	2	3	8	3	4	1	2	0	4
8	Dillon Battie		04:02	0-0	0-0	0-0	0	0	0	0	0	0	0	0	0	0	0	-5
34	Matteo Picarelli		07:17	0-1	0-1	0-0	0	0	0	0	0	0	0	0	0	0	0	4
Team							1	1	2			0		0				
Totals				23-54	3-19	13-16	10	26	36	12	12	62	7	10	6	5	1	1

Technical Fouls::NONE

Shooting By Period		
1st FG%	8-27	29.6%
3PT%	1-14	7.1%
FT%	7-8	87.5%
2nd FG%	15-27	55.6%
3PT%	2-5	40.0%
FT%	6-8	75%
GM FG%	23-54	42.6%
3PT%	3-19	15.8%
FT%	13-16	81.3%

Dead Ball Rebounds: 1, 0

	DAV	TEM
Biggest lead	11 (2nd 16:12)	3 (1st 18:27)
Best Scoring Run	9(1st 7:17)	6(2nd 4:56)
Lead Changes	6	
Times Tied	3	
Time with Lead	33:44	03:50

Points from	DAV	TEM
Turnovers	13	10
Paint	32	32
Second Chance	20	10
Fast Breaks	3	8
Bench	10	32

Period by Period Scoring	1st	2nd	TOT
DAV	31	30	61
TEM	24	38	62

LIVESTATS BY GENIUS SPORTS

Official Basketball Box Score - Final

Bethune-Cookman at Davidson

12/21/24 Belk Arena, Davidson
2024-25 Men's Basketball

Game Time: 5:00 PM
Game Duration: 2:02
Attendance: 2,192

Officials: Wally Rutecki, Ian McClenny, JW Lucas

Bethune-Cookman - 63 Record: 3-9

NO.	Name		Min	FG M-A	3P M-A	FT M-A	Rebounds OR	DR	TOT	Fouls PF	FD	TP	AS	TO	ST	Blocks BS	BA	+/-
12	Jesus Carralero Martin	F	30:17	1-4	1-3	2-4	2	3	5	3	2	5	0	2	0	1	0	-18
15	Reggie Ward Jr.	F	34:22	5-11	0-2	4-7	1	6	7	2	4	14	1	2	1	0	1	-16
23	Daniel Rouzan	F	27:38	4-7	0-0	1-2	2	3	5	3	2	9	0	2	0	1	0	-22
1	Trey Thomas	G	35:02	5-13	2-6	0-0	0	2	2	1	1	12	1	3	3	0	0	-18
2	Brayon Freeman	G	32:32	4-12	0-3	6-8	0	1	1	3	6	14	1	2	3	0	0	-14
3	Seneca Willoughby		20:18	0-3	0-3	2-2	1	2	3	1	1	2	1	0	1	0	0	7
10	Kalil Camara		11:03	2-2	1-1	0-2	0	1	1	2	1	5	1	1	2	0	0	-3
21	Jarrell Love		04:27	0-0	0-0	0-0	0	1	1	1	0	0	0	0	0	0	0	7
33	David Onanina		04:21	0-0	0-0	2-2	1	1	2	1	1	2	1	0	0	1	0	12
Team							0	1	1			0		2				
Totals				21-52	4-18	17-27	7	21	28	17	18	63	6	14	10	3	1	-13

Technical Fouls::NONE

Shooting By Period		
1st FG%	13-31	41.9%
3PT%	3-11	27.3%
FT%	5-8	62.5%
2nd FG%	8-21	38.1%
3PT%	1-7	14.3%
FT%	12-19	63.2%
GM FG%	21-52	40.4%
3PT%	4-18	22.2%
FT%	17-27	63.0%

Dead Ball Rebounds: 8, 0

Davidson - 76 Record: 9-3

NO.	Name		Min	FG M-A	3P M-A	FT M-A	Rebounds OR	DR	TOT	Fouls PF	FD	TP	AS	TO	ST	Blocks BS	BA	+/-
1	Reed Bailey	F	31:49	5-12	0-0	9-9	1	5	6	3	6	19	5	5	1	0	1	25
2	Bobby Durkin	F	36:05	8-15	6-12	1-1	2	8	10	1	3	23	1	0	2	0	0	24
4	Mike Loughnane	G	21:14	1-3	1-3	0-0	0	0	0	3	0	3	1	1	1	0	0	19
20	Zach Laput	G	30:37	6-9	0-1	3-6	1	3	4	3	4	15	3	2	1	0	0	19
23	Connor Kochera	G	36:39	6-7	2-2	0-1	1	3	4	1	2	14	3	2	1	0	0	19
12	Hunter Adam		12:18	0-0	0-0	0-0	0	1	1	4	1	0	0	0	0	1	0	-3
45	Roberts Blums		14:16	0-2	0-1	0-0	0	1	1	0	0	0	0	1	0	0	0	-14
8	Joe Hurlburt		10:17	0-1	0-0	0-0	0	2	2	3	0	0	1	0	0	0	1	-12
0	Manie Joses		05:30	1-1	0-0	0-2	0	0	0	0	1	2	0	0	0	0	0	-6
22	Riccardo Ghedini		01:15	0-1	0-0	0-0	0	0	0	0	0	0	0	1	0	0	1	-6
Team							2	3	5			0		1				
Totals				27-51	9-19	13-19	7	26	33	18	17	76	14	13	6	1	3	13

Technical Fouls::NONE

Shooting By Period		
1st FG%	14-25	56.0%
3PT%	5-11	45.5%
FT%	8-9	88.9%
2nd FG%	13-26	50.0%
3PT%	4-8	50.0%
FT%	5-10	50%
GM FG%	27-51	52.9%
3PT%	9-19	47.4%
FT%	13-19	68.4%

Dead Ball Rebounds: 2, 0

	BCU	DAV
Biggest lead	1 (1st 19:19)	20 (2nd 2:04)
Best Scoring Run	7(1st 1:49)	10(2nd 2:04)
Lead Changes	1	
Times Tied	2	
Time with Lead	00:17	38:00

Points from	BCU	DAV
Turnovers	14	9
Paint	34	36
Second Chance	10	9
Fast Breaks	19	10
Bench	9	2

Period by Period Scoring	1st	2nd	TOT
BCU	34	29	63
DAV	41	35	76

LIVESTATS BY GENIUS SPORTS

Official Basketball Box Score - Final

Eastern Mich. at Davidson

12/28/24 Belk Arena, Davidson
2024-25 Men's Basketball

Game Time: 2:00 PM
Game Duration: 2:01
Attendance: 3,066

Officials: Lee Cassell, Jerry Heater, Doug Sirmons

Eastern Mich. - 64 **Record: 6-6**

NO.	Name		Min	FG M-A	3P M-A	FT M-A	Rebounds OR	DR	TOT	Fouls PF	FD	TP	AS	TO	ST	Blocks BS	BA	+/-
1	Jalin Billingsley	F	20:49	4-8	1-1	3-5	2	1	3	5	4	12	1	1	2	1	0	-8
2	Da'Sean Nelson	F	32:30	5-9	1-1	5-5	1	3	4	2	7	16	1	6	0	0	0	-18
3	Jalen Terry	G	37:18	2-11	2-11	0-0	0	4	4	3	0	6	6	1	0	0	1	-23
10	Dillon Tingler	G	17:39	2-5	2-4	0-0	0	3	3	1	0	6	0	0	0	0	0	-16
30	Christian Henry	G	28:05	2-9	1-3	0-0	0	3	3	1	2	5	1	0	1	0	0	-17
9	Trey Pettigrew		06:52	1-1	1-1	0-0	0	0	0	0	0	3	0	0	0	0	0	-2
22	Yusuf Jihad		09:56	1-2	0-1	0-0	0	0	0	4	1	2	1	0	0	0	0	-15
44	Arne Osojnik		27:43	4-10	1-5	1-1	0	1	1	4	1	10	0	0	0	0	0	-14
13	Godslove Nwabude		08:17	2-2	0-0	0-1	1	1	2	2	2	4	1	1	1	0	0	0
33	John Shanu II		05:50	0-0	0-0	0-0	0	2	2	2	0	0	0	0	0	0	0	-4
5	Julian Lewis		04:13	0-0	0-0	0-0	0	0	0	0	0	0	0	0	0	0	0	1
7	Mario Brunetto		00:24	0-0	0-0	0-0	0	0	0	0	0	0	0	0	0	0	0	3
45	Cooper Smith		00:24	0-0	0-0	0-0	0	0	0	0	0	0	1	0	0	0	0	3
Team							0	1	1			0		2				
Totals				23-57	9-27	9-12	4	19	23	25	17	64	12	11	4	1	1	-22

Technical Fouls: Coach 2nd6:33

Shooting By Period		
1st FG%	7-30	23.3%
3PT%	2-14	14.3%
FT%	5-7	71.4%
2nd FG%	16-27	59.3%
3PT%	7-13	53.8%
FT%	4-5	80%
GM FG%	23-57	40.4%
3PT%	9-27	33.3%
FT%	9-12	75.0%

Dead Ball Rebounds: 2, 0

Davidson - 86 **Record: 10-3**

NO.	Name		Min	FG M-A	3P M-A	FT M-A	Rebounds OR	DR	TOT	Fouls PF	FD	TP	AS	TO	ST	Blocks BS	BA	+/-
1	Reed Bailey	F	26:32	1-4	0-0	4-5	1	4	5	3	4	6	2	1	0	0	1	15
2	Bobby Durkin	F	32:16	5-11	3-7	4-5	0	5	5	1	3	17	3	0	2	0	0	30
4	Mike Loughnane	G	28:05	4-6	4-6	0-0	0	2	2	2	0	12	4	2	0	0	0	24
20	Zach Laput	G	32:54	4-9	2-3	0-1	1	6	7	4	2	10	2	0	1	0	0	25
23	Connor Kochera	G	36:01	11-13	3-4	9-12	1	4	5	1	9	34	3	2	1	0	0	23
8	Joe Hurlburt		12:27	0-0	0-0	4-6	2	2	4	2	4	4	0	1	0	0	0	12
12	Hunter Adam		14:38	0-1	0-1	1-2	1	1	2	3	2	1	0	0	0	1	0	-2
45	Roberts Blums		12:05	1-5	0-3	0-0	0	3	3	1	0	2	2	2	0	0	0	1
22	Riccardo Ghedini		01:59	0-0	0-0	0-0	0	0	0	0	0	0	0	0	0	0	0	-3
24	Michael Katsock		01:01	0-0	0-0	0-0	0	0	0	0	0	0	0	0	0	0	0	-5
50	Luke Zimmerman		01:01	0-0	0-0	0-0	0	1	1	0	0	0	0	1	0	0	0	-5
51	Brock Matheny		01:01	0-0	0-0	0-0	0	0	0	0	0	0	0	0	0	0	0	-5
Team							0	2	2			0		1				
Totals				26-49	12-24	22-31	6	30	36	17	24	86	16	10	4	1	1	22

Technical Fouls:NONE

Shooting By Period		
1st FG%	13-25	52.0%
3PT%	5-12	41.7%
FT%	10-15	66.7%
2nd FG%	13-24	54.2%
3PT%	7-12	58.3%
FT%	12-16	75%
GM FG%	26-49	53.1%
3PT%	12-24	50.0%
FT%	22-31	71.0%

Dead Ball Rebounds: 7, 1

	EMU	DAV
Biggest lead	0 (1st 20:00)	27 (2nd 1:04)
Best Scoring Run	8(2nd 12:59)	14(1st 9:05)
Lead Changes	0	
Times Tied	0	
Time with Lead	00:00	39:36

Points from	EMU	DAV
Turnovers	12	16
Paint	28	28
Second Chance	6	8
Fast Breaks	5	3
Bench	19	7

Period by Period Scoring	1st	2nd	TOT
EMU	21	43	64
DAV	41	45	86

LIVESTATS BY GENIUS SPORTS

Official Basketball Box Score - Final

Davidson at George Mason

12/31/24 EagleBank Arena, Fairfax
2024-25 Men's Basketball

Game Time: 2:00 PM
Game Duration: 1:46
Attendance: 3,105

Officials: Jeffery Clark, Wally Rutecki, Sean Hull

Davidson - 57 **Record: 10-4 (0-1)**

NO.	Name		Min	FG M-A	3P M-A	FT M-A	Rebounds OR	DR	TOT	Fouls PF	FD	TP	AS	TO	ST	Blocks BS	BA	+/-
1	Reed Bailey	F	28:49	8-12	0-0	4-8	0	3	3	4	7	20	2	4	0	1	2	-14
2	Bobby Durkin	F	36:35	3-12	3-7	1-2	0	9	9	1	4	10	1	0	2	0	1	-8
4	Mike Loughnane	G	22:56	1-1	1-1	0-0	0	0	0	0	0	3	2	2	2	0	0	-12
20	Zach Laput	G	34:05	4-11	2-4	1-1	2	0	2	2	1	11	0	0	0	0	2	-17
23	Connor Kochera	G	36:46	1-5	0-2	0-0	0	4	4	0	1	2	4	2	2	0	0	-15
8	Joe Hurlburt		10:05	0-3	0-3	0-0	0	1	1	1	0	0	1	1	0	0	0	-1
12	Hunter Adam		18:41	4-4	3-3	0-0	1	0	1	4	0	11	1	0	0	0	0	6
45	Roberts Blums		12:04	0-2	0-2	0-0	0	1	1	2	0	0	1	0	0	0	0	1
Team							0	0	0			0		1				
Totals				21-50	9-22	6-11	3	18	21	14	13	57	12	10	6	1	5	-12

Technical Fouls:NONE

Shooting By Period		
1st FG%	12-26	46.2%
3PT%	4-11	36.4%
FT%	2-6	33.3%
2nd FG%	9-24	37.5%
3PT%	5-11	45.5%
FT%	4-5	80%
GM FG%	21-50	42.0%
3PT%	9-22	40.9%
FT%	6-11	54.5%

Dead Ball Rebounds: 3, 0

George Mason - 69 **Record: 10-4 (1-0)**

NO.	Name		Min	FG M-A	3P M-A	FT M-A	Rebounds OR	DR	TOT	Fouls PF	FD	TP	AS	TO	ST	Blocks BS	BA	+/-
10	Zach Anderson	F	25:07	1-4	1-4	4-4	0	1	1	1	2	7	4	1	1	0	0	8
11	Jalen Haynes	F	30:45	6-7	0-1	4-5	1	4	5	4	6	16	0	3	0	1	0	16
2	Woody Newton	G	18:13	3-5	1-3	1-4	0	4	4	4	2	8	0	0	0	1	0	13
4	Brayden O'Connor	G	31:36	7-9	4-5	1-2	0	4	4	2	1	19	3	1	0	0	1	11
13	Darius Maddox	G	32:05	3-10	1-3	2-2	0	4	4	0	1	9	1	1	1	1	0	6
0	K.D. Johnson		05:16	0-0	0-0	0-0	0	0	0	0	0	0	0	0	0	0	0	-1
1	Jared Billups		28:47	2-5	1-4	0-0	1	5	6	1	0	5	2	1	2	0	0	8
5	Giovanni Emejuru		10:37	2-3	0-0	0-2	2	4	6	1	1	4	0	1	0	2	0	-3
23	Justin Begg		17:34	0-0	0-0	1-2	0	1	1	0	1	1	4	2	1	0	0	2
Team							0	1	1			0		0				
Totals				24-43	8-20	13-21	4	28	32	13	14	69	14	10	5	5	1	12

Technical Fouls:NONE

Shooting By Period		
1st FG%	14-23	60.9%
3PT%	3-10	30.0%
FT%	4-5	80%
2nd FG%	10-20	50.0%
3PT%	5-10	50.0%
FT%	9-16	56.3%
GM FG%	24-43	55.8%
3PT%	8-20	40.0%
FT%	13-21	61.9%

Dead Ball Rebounds: 5, 0

	DAV	MASON
Biggest lead	1 (1st 18:24)	15 (2nd 2:06)
Best Scoring Run	6(1st 8:25)	7(1st 13:53)
Lead Changes	4	
Times Tied	3	
Time with Lead	00:30	35:07

Points from	DAV	MASON
Turnovers	9	18
Paint	18	30
Second Chance	5	2
Fast Breaks	0	4
Bench	11	10

Period by Period Scoring	1st	2nd	TOT
DAV	30	27	57
MASON	35	34	69

LIVESTATS BY GENIUS SPORTS

Official Basketball Box Score - Final

Duquesne at Davidson

01/04/25 Belk Arena, Davidson
2024-25 Men's Basketball

Game Time: 2:00 PM
Game Duration: 1:55
Attendance: 2,378

Officials: Tim Kelly, Chase Shaw, Nick Terry

Duquesne - 71 **Record: 6-9 (1-1)**

NO.	Name		Min	FG M-A	3P M-A	FT M-A	Rebounds OR	DR	TOT	Fouls PF	FD	TP	AS	TO	ST	Blocks BS	BA	+/-
2	David Dixon	F	17:59	3-4	0-0	0-1	3	3	6	5	2	6	1	2	0	1	0	-15
5	Halil Barre	F	15:13	2-2	0-0	0-0	1	4	5	3	2	4	0	1	1	1	0	0
0	Tre Dinkins	G	29:22	0-7	0-5	0-1	1	3	4	2	2	0	3	1	1	0	0	-16
1	Cameron Crawford	G	29:41	3-7	3-6	0-0	0	2	2	1	1	9	4	1	2	0	0	-8
4	Jahsean Corbett	G	33:35	12-20	1-1	4-6	3	3	6	0	5	29	2	0	0	0	2	0
14	Matus Hronsky		23:50	3-7	1-2	0-0	2	2	4	3	0	7	2	1	0	0	0	0
3	Kareem Rozier		28:40	1-6	1-3	0-0	0	1	1	3	1	3	2	1	0	0	1	5
25	Eli Wilborn		06:19	1-2	0-0	2-2	1	1	2	3	1	4	0	0	0	0	0	6
8	Maximus Edwards		15:22	4-8	1-4	0-0	1	3	4	1	0	9	1	0	1	0	0	-2
Team							1	0	1			0		0				
Totals				29-63	7-21	6-10	13	22	35	21	14	71	15	7	5	2	3	-6

Technical Fouls:NONE

Shooting By Period		
1st FG%	16-30	53.3%
3PT%	5-13	38.5%
FT%	1-3	33.3%
2nd FG%	13-33	39.4%
3PT%	2-8	25.0%
FT%	5-7	71.4%
GM FG%	29-63	46.0%
3PT%	7-21	33.3%
FT%	6-10	60.0%

Dead Ball Rebounds: 0, 0

Davidson - 77 **Record: 11-4 (1-1)**

NO.	Name		Min	FG M-A	3P M-A	FT M-A	Rebounds OR	DR	TOT	Fouls PF	FD	TP	AS	TO	ST	Blocks BS	BA	+/-
1	Reed Bailey	F	36:03	7-12	0-1	8-10	2	6	8	3	9	22	3	4	0	2	1	6
2	Bobby Durkin	F	36:11	4-9	3-5	2-2	0	3	3	3	3	13	1	0	1	0	1	11
4	Mike Loughnane	G	28:50	1-3	0-2	3-4	0	3	3	2	2	5	5	0	0	1	0	9
20	Zach Laput	G	32:04	6-9	2-4	3-5	0	4	4	2	3	17	2	0	1	0	0	13
23	Connor Kochera	G	36:05	3-9	1-4	0-0	0	6	6	2	3	7	5	0	0	0	0	5
12	Hunter Adam		10:16	2-2	1-1	0-0	1	0	1	1	1	5	0	1	0	0	0	-12
45	Roberts Blums		10:35	2-5	2-5	0-0	0	1	1	0	0	6	1	1	1	0	0	-11
0	Manie Joses		05:59	0-0	0-0	0-0	0	0	0	0	0	0	0	0	0	0	0	9
8	Joe Hurlburt		03:57	1-2	0-0	0-0	1	0	1	1	0	2	0	1	0	0	0	0
Team							2	2	4			0		0				
Totals				26-51	9-22	16-21	6	25	31	14	21	77	17	7	3	3	2	6

Technical Fouls: Hurlburt 2nd7:25

Shooting By Period		
1st FG%	11-26	42.3%
3PT%	6-13	46.2%
FT%	6-7	85.7%
2nd FG%	15-25	60.0%
3PT%	3-9	33.3%
FT%	10-14	71.4%
GM FG%	26-51	51.0%
3PT%	9-22	40.9%
FT%	16-21	76.2%

Dead Ball Rebounds: 2, 0

	DUQ	DAV
Biggest lead	12 (1st 8:58)	11 (2nd 9:05)
Best Scoring Run	9(1st 10:54)	13(2nd 13:05)
Lead Changes	4	
Times Tied	2	
Time with Lead	16:40	20:44

Points from	DUQ	DAV
Turnovers	13	12
Paint	42	28
Second Chance	13	5
Fast Breaks	3	11
Bench	23	13

Period by Period Scoring	1st	2nd	TOT
DUQ	38	33	71
DAV	34	43	77

LIVESTATS BY GENIUS SPORTS

Official Basketball Box Score - Final

Fordham at Davidson

01/11/25 Belk Arena, Davidson
2024-25 Men's Basketball

Game Time: 2:00 PM
Game Duration: 1:59
Attendance: 3,053

Officials: Les Jones, Clare Autry, Joe Switzer

Fordham - 64 **Record: 8-9 (0-4)**

NO.	Name		Min	FG M-A	3P M-A	FT M-A	Rebounds OR	DR	TOT	Fouls PF	FD	TP	AS	TO	ST	Blocks BS	BA	+/-
2	Romad Dean	F	33:40	2-8	0-4	2-3	1	9	10	2	1	6	0	1	1	2	0	-11
30	Abdou Tsimbila	F	11:60	0-3	0-0	0-0	1	2	3	3	0	0	0	1	0	0	0	-7
0	Japhet Medor	G	35:58	7-12	2-5	4-5	0	1	1	3	6	20	5	1	1	0	1	-10
13	Zach Riley	G	16:49	0-2	0-1	0-0	2	2	4	2	0	0	1	1	0	0	0	-13
15	Jackie Johnson III	G	29:09	8-22	4-16	0-0	0	4	4	1	0	20	1	2	1	0	0	-4
24	Matt Zona		23:23	3-6	0-1	1-1	3	0	3	1	2	7	1	1	1	0	1	-3
3	Jahmere Tripp		16:06	0-2	0-1	1-2	0	3	3	1	1	1	1	2	0	0	0	2
5	Josh Rivera		27:57	3-9	2-5	0-3	0	8	8	3	2	8	0	3	0	0	1	-1
8	Ryan Pettis		04:58	0-0	0-0	2-2	0	0	0	0	1	2	0	0	0	0	0	-3
Team							1	0	1			0		0				
Totals				23-64	8-33	10-16	8	29	37	16	13	64	9	12	4	2	3	-10

Technical Fouls:NONE

Shooting By Period		
1st FG%	6-26	23.1%
3PT%	1-15	6.7%
FT%	7-10	70%
2nd FG%	17-38	44.7%
3PT%	7-18	38.9%
FT%	3-6	50%
GM FG%	23-64	35.9%
3PT%	8-33	24.2%
FT%	10-16	62.5%

Dead Ball Rebounds: 1, 0

Davidson - 74 **Record: 12-4 (2-1)**

NO.	Name		Min	FG M-A	3P M-A	FT M-A	Rebounds OR	DR	TOT	Fouls PF	FD	TP	AS	TO	ST	Blocks BS	BA	+/-
1	Reed Bailey	F	34:39	9-17	0-0	5-6	0	6	6	1	3	23	2	4	0	2	0	5
2	Bobby Durkin	F	36:34	3-9	1-6	8-8	0	13	13	2	4	15	5	2	1	0	0	9
4	Mike Loughnane	G	25:32	2-4	0-0	0-2	0	2	2	2	1	4	0	1	1	1	1	14
20	Zach Laput	G	34:23	1-3	0-2	0-2	2	3	5	2	2	2	3	1	1	0	0	10
23	Connor Kochera	G	34:00	8-14	2-3	2-3	2	4	6	0	3	20	2	0	2	0	0	5
12	Hunter Adam		08:42	1-2	0-1	0-0	0	1	1	1	0	2	0	0	1	0	0	0
8	Joe Hurlburt		05:21	0-4	0-1	2-2	2	2	4	2	1	2	0	0	0	0	1	5
45	Roberts Blums		20:49	2-5	2-3	0-1	0	3	3	3	2	6	0	1	1	0	0	2
Team							1	3	4			0		0				
Totals				26-58	5-16	17-24	7	37	44	13	16	74	12	9	7	3	2	10

Technical Fouls:NONE

Shooting By Period		
1st FG%	14-31	45.2%
3PT%	3-8	37.5%
FT%	5-7	71.4%
2nd FG%	12-27	44.4%
3PT%	2-8	25.0%
FT%	12-17	70.6%
GM FG%	26-58	44.8%
3PT%	5-16	31.3%
FT%	17-24	70.8%

Dead Ball Rebounds: 3, 1

	FOR	DAV
Biggest lead	0 (1st 20:00)	18 (2nd 19:18)
Best Scoring Run	5(2nd 15:19)	10(1st 16:26)
Lead Changes	0	
Times Tied	0	
Time with Lead	00:00	38:44

Points from	FOR	DAV
Turnovers	11	13
Paint	30	32
Second Chance	6	7
Fast Breaks	11	13
Bench	18	10

Period by Period Scoring	1st	2nd	TOT
FOR	20	44	64
DAV	36	38	74

LIVESTATS BY GENIUS SPORTS

Official Basketball Box Score - Final

Davidson at La Salle

01/15/25 John E. Glaser Arena, Philadelphia
La Salle vs Davidson

Game Time: 6:30 PM
Game Duration: 1:53
Attendance: 1,305

Officials:

Davidson - 76 **Record: 12-5 (2-2)**

NO.	Name		Min	FG M-A	3P M-A	FT M-A	Rebounds OR	DR	TOT	Fouls PF	FD	TP	AS	TO	ST	Blocks BS	BA	+/-
1	Reed Bailey	F	36:22	8-12	1-1	4-5	0	5	5	4	3	21	4	5	2	1	0	1
2	Bobby Durkin	F	36:49	7-17	6-15	0-0	1	7	8	3	3	20	3	1	1	0	0	-8
4	Mike Loughnane	G	27:33	3-8	2-5	1-1	0	3	3	2	1	9	3	0	0	0	0	10
20	Zach Laput	G	27:58	3-7	0-2	0-0	2	5	7	2	3	6	3	2	0	0	1	9
23	Connor Kochera	G	33:37	6-11	1-2	1-2	0	2	2	3	1	14	3	1	3	0	0	-6
45	Roberts Blums		14:30	0-2	0-2	0-0	0	2	2	2	0	0	1	2	0	0	0	-9
8	Joe Hurlburt		03:38	1-2	0-1	0-0	0	0	0	1	0	2	0	0	0	0	0	-4
12	Hunter Adam		09:56	1-2	0-1	0-0	1	0	1	1	0	2	1	0	0	0	0	-7
0	Manie Joses		09:37	1-1	0-0	0-0	0	1	1	0	0	2	1	1	1	0	0	-1
Team							3	1	4			0		0				
Totals				30-62	10-29	6-8	7	26	33	18	11	76	19	12	7	1	1	-3

Technical Fouls::NONE

Shooting By Period		
1st FG%	15-29	51.7%
3PT%	6-16	37.5%
FT%	5-7	71.4%
2nd FG%	15-33	45.5%
3PT%	4-13	30.8%
FT%	1-1	100%
GM FG%	30-62	48.4%
3PT%	10-29	34.5%
FT%	6-8	75.0%

Dead Ball Rebounds: 0, 0

La Salle - 79 **Record: 10-7 (2-2)**

NO.	Name		Min	FG M-A	3P M-A	FT M-A	Rebounds OR	DR	TOT	Fouls PF	FD	TP	AS	TO	ST	Blocks BS	BA	+/-
14	Demetrius Lilley	F	17:48	2-6	0-1	4-5	2	4	6	2	3	8	1	1	0	0	0	-6
1	Jahlil White	G	22:43	4-8	0-1	1-3	1	3	4	2	5	9	1	0	2	0	0	-4
2	Corey McKeithan	G	35:40	3-11	0-5	2-2	0	2	2	1	1	8	4	0	3	0	0	6
13	Daeshon Shepherd	G	35:30	6-13	4-7	3-4	0	3	3	0	3	19	2	1	0	1	1	2
24	Deuce Jones	G	40:00	9-14	3-6	2-2	0	2	2	3	2	23	5	6	3	0	0	3
3	Eric Acker		04:52	0-0	0-0	0-0	0	0	0	0	0	0	2	0	0	0	0	0
21	Mac Etienne		22:12	3-5	0-0	3-4	4	10	14	2	2	9	0	1	0	0	0	9
34	Tunde Vahiberg Fasasi		16:51	1-4	0-1	1-3	2	0	2	1	2	3	0	0	0	0	0	2
0	Andres Marrero		04:24	0-1	0-1	0-0	1	1	2	0	0	0	1	0	0	0	0	3
Team							2	2	4			0		0				
Totals				28-62	7-22	16-23	12	27	39	11	18	79	16	9	8	1	1	3

Technical Fouls::NONE

Shooting By Period		
1st FG%	13-32	40.6%
3PT%	2-12	16.7%
FT%	5-5	100%
2nd FG%	15-30	50.0%
3PT%	5-10	50.0%
FT%	11-18	61.1%
GM FG%	28-62	45.2%
3PT%	7-22	31.8%
FT%	16-23	69.6%

Dead Ball Rebounds: 3, 0

	DAV	LAS
Biggest lead	17 (1st 4:40)	9 (2nd 0:21)
Best Scoring Run	7(1st 14:18)	13(2nd 5:58)
Lead Changes	1	
Times Tied	0	
Time with Lead	29:39	09:36

Points from	DAV	LAS
Turnovers	16	22
Paint	38	38
Second Chance	7	11
Fast Breaks	5	10
Bench	6	12

Period by Period Scoring	1st	2nd	TOT
DAV	41	35	76
LAS	33	46	79

LIVESTATS BY GENIUS SPORTS

Official Basketball Box Score - Final

Davidson at Rhode Island

01/18/25 Thomas M. Ryan Center, Kingston
2024-25 Men's Basketball

Game Time: 2:00 PM
Game Duration: 2:06
Attendance: 5,513

Officials: Ron Tyburski, Tony Crisp, Chase Shaw

Davidson - 90 **Record: 12-6 (2-3)**

NO.	Name		Min	FG M-A	3P M-A	FT M-A	Rebounds OR	DR	TOT	Fouls PF	FD	TP	AS	TO	ST	Blocks BS	BA	+/-
1	Reed Bailey	F	34:38	9-16	1-2	11-13	3	6	9	1	8	30	11	3	0	0	0	7
2	Bobby Durkin	F	36:56	10-15	6-10	2-4	3	5	8	1	5	28	1	0	1	0	0	1
4	Mike Loughnane	G	30:24	4-6	1-3	0-0	1	5	6	3	1	9	2	0	0	0	0	5
20	Zach Laput	G	23:30	4-9	1-5	0-0	0	1	1	4	1	9	2	2	1	0	0	20
23	Connor Kochera	G	30:43	1-4	0-2	1-2	0	3	3	1	2	3	4	3	0	0	0	3
12	Hunter Adam		16:30	1-3	0-1	0-0	1	3	4	3	0	2	0	0	0	0	0	-22
45	Roberts Blums		11:23	1-2	0-1	0-0	0	0	0	1	0	2	1	0	1	0	0	-13
8	Joe Hurlburt		05:22	0-0	0-0	0-0	0	1	1	1	0	0	0	1	0	0	0	-9
0	Manie Joses		10:34	3-3	1-1	0-0	0	0	0	1	0	7	0	1	0	1	0	-2
Team							0	1	1			0		0				
Totals				33-58	10-25	14-19	8	25	33	16	17	90	21	10	3	1	0	-2

Technical Fouls::NONE

Shooting By Period		
1st FG%	17-27	63.0%
3PT%	5-13	38.5%
FT%	8-11	72.7%
2nd FG%	16-31	51.6%
3PT%	5-12	41.7%
FT%	6-8	75%
GM FG%	33-58	56.9%
3PT%	10-25	40.0%
FT%	14-19	73.7%

Dead Ball Rebounds: 4, 0

Rhode Island - 92 **Record: 14-4 (3-3)**

NO.	Name		Min	FG M-A	3P M-A	FT M-A	Rebounds OR	DR	TOT	Fouls PF	FD	TP	AS	TO	ST	Blocks BS	BA	+/-
23	David Green	F	29:20	7-16	4-6	4-6	1	3	4	3	5	22	3	2	0	0	0	-9
31	Javonte Brown	C	12:12	3-3	0-0	0-0	1	0	1	4	1	6	0	0	0	0	0	-11
1	Sebastian Thomas	G	40:00	9-18	4-8	0-1	1	1	2	0	2	22	10	0	1	0	1	2
2	Jaden House	G	31:07	8-11	2-3	1-1	0	2	2	3	2	19	2	1	0	0	0	-3
10	Jamarques Lawrence	G	19:56	3-8	1-3	0-0	0	1	1	1	1	7	1	0	0	0	0	-14
24	David Fuchs		27:49	2-4	0-0	2-3	4	7	11	4	3	6	4	3	1	0	0	13
4	Cam Estevez		17:35	1-2	0-1	0-0	0	1	1	1	0	2	0	0	2	0	0	13
7	Quentin Diboundje		11:21	1-3	1-2	0-0	2	0	2	0	1	3	1	1	0	0	0	8
55	Drissa Traore		10:40	2-2	1-1	0-0	0	1	1	1	1	5	0	0	2	0	0	11
Team							1	2	3			0		0				
Totals				36-67	13-24	7-11	10	18	28	17	16	92	21	7	6	0	1	2

Technical Fouls::NONE

Shooting By Period		
1st FG%	19-32	59.4%
3PT%	9-10	90.0%
FT%	3-5	60%
2nd FG%	17-35	48.6%
3PT%	4-14	28.6%
FT%	4-6	66.7%
GM FG%	36-67	53.7%
3PT%	13-24	54.2%
FT%	7-11	63.6%

Dead Ball Rebounds: 0, 0

	DAV	URI
Biggest lead	10 (2nd 15:55)	6 (1st 1:18)
Best Scoring Run	11(2nd 18:39)	11(2nd 3:32)
Lead Changes	10	
Times Tied	8	
Time with Lead	24:31	11:13

Points from	DAV	URI
Turnovers	10	15
Paint	44	44
Second Chance	9	10
Fast Breaks	6	15
Bench	11	16

Period by Period Scoring	1st	2nd	TOT
DAV	47	43	90
URI	50	42	92

LIVESTATS BY GENIUS SPORTS

Official Basketball Box Score - Final

Saint Joseph's at Davidson

01/21/25 Belk Arena, Davidson
2024-25 Men's Basketball

Game Time: 7:00 PM
Game Duration: 1:43
Attendance: 2,344

Officials: Jerry Heater, Mark Schnur, Jemel Spearman

Saint Joseph's - 78 **Record: 12-7 (3-3)**

NO.	Name		Min	FG M-A	3P M-A	FT M-A	Rebounds OR	DR	TOT	Fouls PF	FD	TP	AS	TO	ST	Blocks BS	BA	+/-
13	Rasheer Fleming	F	26:42	5-8	1-2	1-2	1	7	8	2	2	12	2	1	1	3	0	16
22	Justice Ajogbor	F	20:21	5-5	0-0	0-2	3	5	8	4	1	10	0	0	0	3	0	10
0	Derek Simpson	G	31:52	3-9	1-6	0-0	0	7	7	1	0	7	6	2	2	0	0	16
2	Erik Reynolds II	G	36:07	6-14	5-9	0-0	1	2	3	0	1	17	1	1	2	0	0	13
11	Xzayvier Brown	G	32:49	7-14	2-5	4-4	0	1	1	1	5	20	6	3	0	0	0	14
5	Anthony Finkley		27:16	2-5	2-4	2-2	0	2	2	3	2	8	1	0	0	0	0	10
7	Dasear Haskins		13:27	1-2	0-1	0-1	0	3	3	0	2	2	1	1	1	0	0	6
10	Shawn Simmons II		05:41	1-2	0-0	0-2	2	2	4	1	1	2	0	0	0	0	0	-2
23	Mekai Johnson		05:45	0-0	0-0	0-0	0	0	0	0	0	0	0	0	0	0	0	2
Team							2	2	4			0		2				
Totals				30-59	11-27	7-13	9	31	40	12	14	78	17	10	6	6	0	17

Technical Fouls::NONE

Shooting By Period		
1st FG%	17-32	53.1%
3PT%	6-15	40.0%
FT%	3-7	42.9%
2nd FG%	13-27	48.1%
3PT%	5-12	41.7%
FT%	4-6	66.7%
GM FG%	30-59	50.8%
3PT%	11-27	40.7%
FT%	7-13	53.8%

Dead Ball Rebounds: 2, 0

Davidson - 61 **Record: 12-7 (2-4)**

NO.	Name		Min	FG M-A	3P M-A	FT M-A	Rebounds OR	DR	TOT	Fouls PF	FD	TP	AS	TO	ST	Blocks BS	BA	+/-
1	Reed Bailey	F	31:43	10-23	1-4	4-4	1	4	5	3	2	25	3	1	1	0	4	-18
2	Bobby Durkin	F	34:37	2-8	0-3	0-0	1	4	5	1	3	4	2	0	1	0	0	-21
4	Mike Loughnane	G	26:31	1-5	0-3	0-0	0	3	3	2	0	2	0	0	1	0	0	-9
20	Zach Laput	G	31:01	4-9	1-3	1-2	2	4	6	2	3	10	2	2	0	0	1	-12
23	Connor Kochera	G	33:16	4-9	0-2	0-0	0	3	3	1	3	8	2	2	0	0	0	-14
12	Hunter Adam		01:24	0-0	0-0	0-0	0	0	0	1	0	0	0	0	0	0	0	-4
22	Riccardo Ghedini		07:35	0-0	0-0	0-0	0	0	0	2	0	0	2	0	0	0	0	-1
45	Roberts Blums		21:04	2-5	2-4	0-0	2	5	7	2	1	6	0	0	0	0	0	-4
0	Manie Joses		07:16	2-3	0-0	0-0	0	0	0	0	0	4	0	1	0	0	1	-4
8	Joe Hurlburt		05:33	1-2	0-1	0-0	1	0	1	0	0	2	0	0	0	0	0	2
Team							1	1	2			0		0				
Totals				26-64	4-20	5-6	8	24	32	14	12	61	11	6	3	0	6	-17

Technical Fouls::NONE

Shooting By Period		
1st FG%	13-33	39.4%
3PT%	1-9	11.1%
FT%	0-1	0%
2nd FG%	13-31	41.9%
3PT%	3-11	27.3%
FT%	5-5	100%
GM FG%	26-64	40.6%
3PT%	4-20	20.0%
FT%	5-6	83.3%

Dead Ball Rebounds: 0, 0

	SJU	DAV
Biggest lead	19 (2nd 11:09)	0 (1st 20:00)
Best Scoring Run	11(1st 14:43)	7(2nd 16:03)
Lead Changes	0	
Times Tied	0	
Time with Lead	39:09	00:00

Points from	SJU	DAV
Turnovers	12	7
Paint	36	40
Second Chance	8	9
Fast Breaks	6	4
Bench	12	12

Period by Period Scoring	1st	2nd	TOT
SJU	43	35	78
DAV	27	34	61

LIVESTATS BY GENIUS SPORTS

Official Basketball Box Score - Final

Davidson at Richmond

01/25/25 Robins Center, Richmond
2024-25 Men's Basketball

Game Time: 6:00 PM
Game Duration: 1:50
Attendance: 6,791

Officials: Sean Hull, Jeremy Mosier, Ben Stirt

Davidson - 72 **Record: 13-7 (3-4)**

NO.	Name		Min	FG M-A	3P M-A	FT M-A	Rebounds OR	DR	TOT	Fouls PF	FD	TP	AS	TO	ST	Blocks BS	BA	+/-
1	Reed Bailey	F	34:06	11-17	4-4	6-8	0	0	0	0	6	32	3	2	1	0	0	3
2	Bobby Durkin	F	35:04	6-12	3-8	1-2	2	8	10	1	4	16	2	0	1	0	0	6
4	Mike Loughnane	G	20:54	1-3	1-3	0-0	0	2	2	1	0	3	2	0	0	0	0	-8
20	Zach Laput	G	30:27	2-5	1-4	1-2	1	5	6	3	1	6	3	1	2	0	0	1
23	Connor Kochera	G	36:17	3-13	1-6	4-4	0	2	2	0	4	11	3	1	2	0	1	6
45	Roberts Blums		06:15	0-1	0-0	0-0	0	0	0	0	0	0	0	0	0	0	1	1
12	Hunter Adam		22:00	0-1	0-1	0-2	1	4	5	2	1	0	2	0	0	0	0	16
0	Manie Joses		09:03	1-2	0-0	0-0	1	1	2	1	0	2	0	1	1	0	0	2
8	Joe Hurlburt		05:54	1-2	0-1	0-0	0	1	1	3	0	2	0	0	0	0	0	3
Team							0	2	2			0		0				
Totals				25-56	10-27	12-18	5	25	30	11	16	72	15	5	7	0	2	6

Technical Fouls::NONE

Shooting By Period		
1st FG%	10-28	35.7%
3PT%	5-14	35.7%
FT%	3-3	100%
2nd FG%	15-28	53.6%
3PT%	5-13	38.5%
FT%	9-15	60%
GM FG%	25-56	44.6%
3PT%	10-27	37.0%
FT%	12-18	66.7%

Dead Ball Rebounds: 4, 0

Richmond - 66 **Record: 7-13 (2-5)**

NO.	Name		Min	FG M-A	3P M-A	FT M-A	Rebounds OR	DR	TOT	Fouls PF	FD	TP	AS	TO	ST	Blocks BS	BA	+/-
7	Dusan Neskovic	F	29:01	5-13	3-8	3-3	0	7	7	2	6	16	1	3	0	0	0	-4
21	Mike Walz	C	23:28	7-8	1-1	2-2	2	4	6	4	1	17	1	1	0	0	0	5
1	Mikkel Tyne	G	30:39	2-8	0-2	0-0	1	2	3	2	0	4	4	2	0	0	0	2
11	Jason Roche	G	28:02	4-7	3-6	2-2	0	2	2	0	1	13	0	0	0	0	0	-8
33	Apostolos Roumoglou	G	20:09	0-3	0-3	0-0	0	2	2	1	0	0	0	1	0	0	0	-4
9	Jonathan Beagle		16:32	3-6	1-2	1-2	0	3	3	2	2	8	3	0	0	1	0	-11
8	B. Artis White		26:45	1-2	0-1	0-0	0	5	5	4	0	2	2	1	0	1	0	-6
5	Collin Tanner		23:51	3-6	0-3	0-1	1	1	2	1	1	6	3	2	3	0	0	-6
40	George Washington III		01:33	0-0	0-0	0-0	0	0	0	0	0	0	0	1	1	0	0	2
Team							0	2	2			0		0				
Totals				25-53	8-26	8-10	4	28	32	16	11	66	14	11	4	2	0	-6

Technical Fouls::NONE

Shooting By Period		
1st FG%	13-28	46.4%
3PT%	4-15	26.7%
FT%	1-2	50%
2nd FG%	12-25	48.0%
3PT%	4-11	36.4%
FT%	7-8	87.5%
GM FG%	25-53	47.2%
3PT%	8-26	30.8%
FT%	8-10	80.0%

Dead Ball Rebounds: 1, 0

	DAV	RICH
Biggest lead	6 (2nd 3:18)	9 (2nd 17:46)
Best Scoring Run	8(2nd 15:20)	6(2nd 17:46)
Lead Changes	8	
Times Tied	5	
Time with Lead	10:18	26:43

Points from	DAV	RICH
Turnovers	10	7
Paint	30	24
Second Chance	8	2
Fast Breaks	8	4
Bench	4	16

Period by Period Scoring	1st	2nd	TOT
DAV	28	44	72
RICH	31	35	66

LIVESTATS BY GENIUS SPORTS

Official Basketball Box Score - Final

George Mason at Davidson

02/01/25 Belk Arena, Davidson
2024-25 Men's Basketball

Game Time: 4:00 PM
Game Duration: 2:03
Attendance: 2,965

Officials: Ron Tyburski, Chase Shaw, Patrick O'Connell

George Mason - 64 **Record: 17-5 (8-1)**

NO.	Name		Min	FG M-A	3P M-A	FT M-A	Rebounds OR	DR	TOT	Fouls PF	FD	TP	AS	TO	ST	Blocks BS	BA	+/-
10	Zach Anderson	F	25:13	2-4	2-3	0-0	0	3	3	0	1	6	0	1	0	0	0	2
11	Jalen Haynes	F	26:51	5-9	1-1	1-1	0	3	3	2	3	12	2	3	1	3	0	-5
2	Woody Newton	G	22:35	2-8	0-2	0-0	1	1	2	2	1	4	1	0	0	1	0	4
4	Brayden O'Connor	G	31:28	3-7	0-3	4-4	0	4	4	1	3	10	2	3	0	0	1	-7
13	Darius Maddox	G	29:47	4-11	2-5	2-2	1	2	3	0	1	12	0	0	0	0	1	9
5	Giovanni Emejuru		23:56	4-4	0-0	1-2	2	5	7	2	2	9	0	2	0	1	0	9
0	K.D. Johnson		17:40	1-1	0-0	2-2	0	0	0	3	1	4	4	1	0	0	0	-4
1	Jared Billups		12:13	0-1	0-0	0-0	1	3	4	5	0	0	0	2	0	0	0	10
23	Justin Begg		10:18	3-5	1-2	0-0	0	2	2	1	1	7	0	1	1	0	0	2
Team							3	4	7			0		0				
Totals				24-50	6-16	10-11	8	27	35	17	13	64	9	13	2	5	2	4

Shooting By Period		
1st FG%	13-30	43.3%
3PT%	3-9	33.3%
FT%	4-5	80%
2nd FG%	11-20	55.0%
3PT%	3-7	42.9%
FT%	6-6	100%
GM FG%	24-50	48.0%
3PT%	6-16	37.5%
FT%	10-11	90.9%

Dead Ball Rebounds: 1, 0

Technical Fouls: Newton 1st 12:36 Billups 1st 12:28 Coach 1st 10:12

Davidson - 60 **Record: 13-8 (3-5)**

NO.	Name		Min	FG M-A	3P M-A	FT M-A	Rebounds OR	DR	TOT	Fouls PF	FD	TP	AS	TO	ST	Blocks BS	BA	+/-
1	Reed Bailey	F	35:36	4-14	0-3	3-4	1	2	3	3	2	11	4	2	1	0	2	1
2	Bobby Durkin	F	33:58	5-16	4-12	3-4	1	7	8	1	3	17	0	1	1	0	2	-9
4	Mike Loughnane	G	33:40	2-5	1-4	2-2	0	1	1	2	3	7	5	0	0	1	0	2
20	Zach Laput	G	24:55	2-4	1-2	1-1	0	2	2	2	4	6	1	2	2	0	1	-9
23	Connor Kochera	G	26:57	5-11	1-4	0-0	1	2	3	3	1	11	1	2	2	0	0	-6
8	Joe Hurlburt		11:22	1-2	1-2	0-0	0	0	0	1	0	3	0	0	0	0	0	2
12	Hunter Adam		13:50	2-3	1-1	0-0	1	2	3	1	1	5	1	0	1	0	0	-1
45	Roberts Blums		03:31	0-2	0-2	0-0	1	0	1	1	0	0	0	1	0	0	0	-6
0	Manie Joses		16:11	0-2	0-0	0-0	2	1	3	1	0	0	0	0	1	1	0	6
Team							3	1	4			0		2				
Totals				21-59	9-30	9-11	10	18	28	15	14	60	12	10	8	2	5	-4

Shooting By Period		
1st FG%	11-32	34.4%
3PT%	5-15	33.3%
FT%	2-3	66.7%
2nd FG%	10-27	37.0%
3PT%	4-15	26.7%
FT%	7-8	87.5%
GM FG%	21-59	35.6%
3PT%	9-30	30.0%
FT%	9-11	81.8%

Dead Ball Rebounds: 3, 0

Technical Fouls: Durkin 1st 12:36 Blums 1st 12:28

	GMU	DAV
Biggest lead	16 (2nd 10:32)	6 (1st 17:42)
Best Scoring Run	7(2nd 14:28)	7(2nd 7:20)
Lead Changes	1	
Times Tied	2	
Time with Lead	29:09	08:54

Points from	GMU	DAV
Turnovers	8	16
Paint	34	22
Second Chance	8	8
Fast Breaks	2	2
Bench	20	8

Period by Period Scoring	1st	2nd	TOT
GMU	33	31	64
DAV	29	31	60

LIVESTATS BY GENIUS SPORTS

Official Basketball Box Score - Final

Davidson at Dayton

02/04/25 University of Dayton Arena, Dayton, Ohio
2024-25 Men's Basketball

Game Time: 7:07 PM
Game Duration: 1:59
Attendance: 13,407

Officials: Lee Cassell, Brian O'Connell, Lamar Simpson

Davidson - 63 **Record: 13-9 (3-6)**

NO.	Name		Min	FG M-A	3P M-A	FT M-A	Rebounds OR	DR	TOT	Fouls PF	FD	TP	AS	TO	ST	Blocks BS	BA	+/-
1	Reed Bailey	F	37:48	7-14	0-0	5-6	2	2	4	2	4	19	8	2	3	0	1	-6
2	Bobby Durkin	F	36:47	5-15	3-13	0-0	0	6	6	2	1	13	3	1	1	0	0	-6
4	Mike Loughnane	G	29:47	2-6	1-5	1-1	0	4	4	1	1	6	1	0	0	0	0	-8
20	Zach Laput	G	22:44	1-4	0-3	0-0	2	0	2	1	1	2	0	1	1	0	0	-15
23	Connor Kochera	G	35:11	6-12	1-3	4-4	0	8	8	3	3	17	3	2	2	0	1	-10
0	Manie Joses		17:28	2-2	0-0	0-0	0	0	0	2	0	4	0	1	1	1	0	7
12	Hunter Adam		18:03	1-2	0-0	0-0	2	4	6	5	0	2	0	1	0	1	0	8
8	Joe Hurlburt		02:12	0-0	0-0	0-0	0	0	0	1	0	0	0	1	0	0	0	0
Team							1	1	2			0		1				
Totals				24-55	5-24	10-11	7	25	32	17	10	63	15	10	8	2	2	-6

Shooting By Period		
1st FG%	12-27	44.4%
3PT%	2-10	20.0%
FT%	0-0	0%
2nd FG%	12-28	42.9%
3PT%	3-14	21.4%
FT%	10-11	90.9%
GM FG%	24-55	43.6%
3PT%	5-24	20.8%
FT%	10-11	90.9%

Dead Ball Rebounds: 1, 0

Technical Fouls: Loughnane 2nd 17:37 Adam 2nd 0:48

Dayton - 69 **Record: 16-7 (6-4)**

NO.	Name		Min	FG M-A	3P M-A	FT M-A	Rebounds OR	DR	TOT	Fouls PF	FD	TP	AS	TO	ST	Blocks BS	BA	+/-
2	Nate Santos	F	36:57	6-14	1-4	0-0	0	4	4	3	0	13	0	4	1	0	1	6
29	Amael L'Etang	F	30:54	4-7	0-1	5-6	6	7	13	0	4	13	0	1	2	2	0	10
0	Javon Bennett	G	35:00	4-11	2-7	3-3	1	4	5	2	1	13	2	1	2	0	1	9
5	Posh Alexander	G	32:48	3-7	2-4	2-2	1	2	3	3	1	10	5	1	0	0	0	3
6	Enoch Cheeks	G	34:20	2-11	1-8	5-6	1	5	6	0	4	10	3	0	1	0	0	4
10	Hamad Mousa		06:32	0-2	0-2	0-0	0	0	0	0	0	0	1	1	0	0	0	3
23	Zed Key		09:06	1-3	0-0	2-2	1	1	2	1	3	4	0	0	0	0	0	-4
24	Jacob Conner		11:20	1-1	0-0	4-5	1	0	1	1	2	6	0	1	0	0	0	-1
3	Jaiun Simon		03:03	0-0	0-0	0-0	0	0	0	0	0	0	0	0	0	0	0	0
Team							2	1	3			0		0				
Totals				21-56	6-26	21-24	13	24	37	10	15	69	11	9	6	2	2	6

Shooting By Period		
1st FG%	11-30	36.7%
3PT%	2-15	13.3%
FT%	4-4	100%
2nd FG%	10-26	38.5%
3PT%	4-11	36.4%
FT%	17-20	85%
GM FG%	21-56	37.5%
3PT%	6-26	23.1%
FT%	21-24	87.5%

Dead Ball Rebounds: 0, 0

Technical Fouls: NONE

	DAV	DAY
Biggest lead	3 (1st 19:44)	10 (2nd 14:42)
Best Scoring Run	8(2nd 0:51)	9(2nd 16:08)
Lead Changes	7	
Times Tied	6	
Time with Lead	04:44	30:39

Points from	DAV	DAY
Turnovers	10	11
Paint	34	28
Second Chance	7	21
Fast Breaks	8	3
Bench	6	10

Period by Period Scoring	1st	2nd	TOT
DAV	26	37	63
DAY	28	41	69

LIVESTATS BY GENIUS SPORTS

Official Basketball Box Score - Final

Richmond at Davidson

02/08/25 Belk Arena, Davidson
2024-25 Men's Basketball

Game Time: 12:00 PM
Game Duration: 2:10
Attendance: 2,611

Officials: Wally Rutecki, Michael Luckie, Connor Mooney

Richmond - 60 **Record: 8-16 (3-8)**

NO.	Name		Min	FG M-A	3P M-A	FT M-A	Rebounds OR	DR	TOT	Fouls PF	FD	TP	AS	TO	ST	Blocks BS	BA	+/-
7	Dusan Neskovic	F	27:57	4-12	2-5	2-2	1	4	5	1	2	12	0	0	1	0	2	-3
21	Mike Walz	C	19:52	4-5	1-1	0-1	2	1	3	1	3	9	2	1	1	1	0	-1
1	Mikkel Tyne	G	36:15	6-11	1-5	0-0	0	1	1	3	0	13	0	0	0	0	0	-8
8	B. Artis White	G	30:24	1-5	1-3	0-0	0	2	2	2	0	3	5	1	0	0	0	-11
11	Jason Roche	G	29:06	3-6	3-6	0-0	0	0	0	2	2	9	0	0	1	0	0	-5
9	Jonathan Beagle		05:32	1-1	0-0	0-0	1	2	3	3	0	2	0	1	0	0	0	-5
33	Apostolos Roumoglou		27:38	3-9	0-3	1-3	1	5	6	0	3	7	0	0	0	1	0	-13
5	Collin Tanner		06:33	0-1	0-0	0-0	0	1	1	0	0	0	0	1	0	0	0	-5
12	Ryan Soulis		14:36	2-2	0-0	1-2	0	2	2	5	3	5	2	1	0	0	0	-5
25	Jack d'Entremont		02:07	0-0	0-0	0-0	0	0	0	0	0	0	0	0	0	0	0	1
Team							2	0	2			0		2				
Totals				24-52	8-23	4-8	7	18	25	17	13	60	9	7	3	2	2	-11

Shooting By Period		
1st FG%	13-24	54.2%
3PT%	7-12	58.3%
FT%	3-4	75%
2nd FG%	11-28	39.3%
3PT%	1-11	9.1%
FT%	1-4	25%
GM FG%	24-52	46.2%
3PT%	8-23	34.8%
FT%	4-8	50.0%

Dead Ball Rebounds: 1, 0

Technical Fouls: NONE

Davidson - 71 **Record: 14-9 (4-6)**

NO.	Name		Min	FG M-A	3P M-A	FT M-A	Rebounds OR	DR	TOT	Fouls PF	FD	TP	AS	TO	ST	Blocks BS	BA	+/-
1	Reed Bailey	F	34:38	6-13	0-0	12-14	2	6	8	4	10	24	5	3	0	2	1	18
2	Bobby Durkin	F	37:18	4-7	2-5	2-2	0	2	2	0	3	12	2	0	0	0	1	11
4	Mike Loughnane	G	25:57	5-10	4-7	1-2	1	2	3	1	2	15	2	0	0	0	0	8
20	Zach Laput	G	29:19	3-7	1-4	0-0	2	3	5	3	1	7	1	1	0	0	0	14
23	Connor Kochera	G	36:42	4-13	1-7	0-0	2	4	6	1	0	9	4	0	2	0	0	10
12	Hunter Adam		20:46	0-1	0-0	0-0	1	4	5	2	0	0	0	0	0	0	0	4
0	Manie Joses		10:42	2-2	0-0	0-0	1	1	2	2	1	4	0	0	1	0	0	-3
8	Joe Hurlburt		04:38	0-0	0-0	0-0	0	0	0	0	0	0	0	0	0	0	0	-7
Team							2	2	4			0		0				
Totals				24-53	8-23	15-18	11	24	35	13	17	71	14	4	3	2	2	11

Shooting By Period		
1st FG%	13-28	46.4%
3PT%	5-13	38.5%
FT%	1-2	50%
2nd FG%	11-25	44.0%
3PT%	3-10	30.0%
FT%	14-16	87.5%
GM FG%	24-53	45.3%
3PT%	8-23	34.8%
FT%	15-18	83.3%

Dead Ball Rebounds: 3, 0

Technical Fouls: NONE

	RIC	DAV
Biggest lead	7 (1st 1:17)	13 (2nd 0:24)
Best Scoring Run	5(1st 17:02)	7(2nd 0:24)
Lead Changes	12	
Times Tied	5	
Time with Lead	23:48	12:34

Points from	RIC	DAV
Turnovers	5	6
Paint	26	28
Second Chance	5	10
Fast Breaks	0	6
Bench	14	4

Period by Period Scoring	1st	2nd	TOT
RIC	36	24	60
DAV	32	39	71

LIVESTATS BY GENIUS SPORTS

Official Basketball Box Score - Final

Davidson at Massachusetts

02/12/25 Mullins Center, Amherst
2024-25 Men's Basketball

Game Time: 7:00 PM
Game Duration: 1:56
Attendance: 2,529

Officials: Jeffrey Clark, Evon Burroughs, Mike Palau

Davidson - 77 **Record: 15-9 (5-6)**

NO.	Name		Min	FG M-A	3P M-A	FT M-A	Rebounds OR	DR	TOT	Fouls PF	FD	TP	AS	TO	ST	Blocks BS	BA	+/-
1	Reed Bailey	F	37:48	10-16	0-0	1-1	3	7	10	0	2	21	3	1	1	1	1	11
2	Bobby Durkin	F	31:08	2-10	2-7	0-0	0	7	7	2	2	6	2	2	0	0	0	2
4	Mike Loughnane	G	31:23	3-7	1-4	0-0	0	2	2	2	0	7	7	1	1	0	1	6
20	Zach Laput	G	25:42	4-7	1-2	4-4	1	3	4	2	3	13	2	1	2	0	0	11
23	Connor Kochera	G	33:39	4-11	1-4	3-4	0	2	2	1	4	12	1	0	0	0	2	3
0	Manie Joses		15:24	1-1	0-0	2-2	0	2	2	1	1	4	0	2	1	0	0	13
12	Hunter Adam		17:19	4-5	2-2	0-0	3	3	6	4	0	10	1	1	0	0	0	1
8	Joe Hurlburt		02:12	0-1	0-0	0-0	1	0	1	0	0	0	0	0	0	0	1	-2
45	Roberts Blums		05:25	2-4	0-1	0-0	1	0	1	1	0	4	1	0	0	0	0	0
Team							3	3	6			0		2				
Totals				30-62	7-20	10-11	12	29	41	13	12	77	17	10	5	1	5	9

Shooting By Period		
1st FG%	16-35	45.7%
3PT%	2-9	22.2%
FT%	3-3	100%
2nd FG%	14-27	51.9%
3PT%	5-11	45.5%
FT%	7-8	87.5%
GM FG%	30-62	48.4%
3PT%	7-20	35.0%
FT%	10-11	90.9%

Dead Ball Rebounds: 2, 0

Technical Fouls: NONE

Massachusetts - 68 **Record: 11-14 (6-6)**

NO.	Name		Min	FG M-A	3P M-A	FT M-A	Rebounds OR	DR	TOT	Fouls PF	FD	TP	AS	TO	ST	Blocks BS	BA	+/-
1	Daniel Hankins-Sanford	F	27:27	4-8	0-0	1-2	4	2	6	2	1	9	0	1	0	1	1	-11
5	Daniel Rivera	F	21:23	5-9	0-0	2-2	0	3	3	4	3	12	2	1	2	1	0	-1
0	Jaylen Curry	G	36:47	5-16	3-8	1-2	0	2	2	1	4	14	3	2	0	1	0	-10
7	Rahsool Diggins	G	39:29	4-19	1-8	2-2	2	0	2	2	2	11	5	1	1	0	0	-9
11	Jayden Ndjigue	G	33:42	4-8	2-4	0-0	2	4	6	1	1	10	5	0	2	0	0	1
4	Shahid Muhammad		07:31	2-2	0-0	0-0	1	1	2	0	0	4	0	1	0	1	0	-6
3	Marqui Worthy		06:52	2-4	0-0	1-2	0	0	0	0	1	5	0	0	0	0	0	-7
23	Akil Watson		09:47	1-2	1-2	0-0	0	1	1	1	1	3	0	0	0	0	0	-5
25	Malek Abdelgowad		12:47	0-0	0-0	0-0	2	5	7	1	0	0	1	0	0	1	0	5
2	Nate Guerengomba		04:15	0-0	0-0	0-0	1	0	1	0	0	0	0	0	0	0	0	-2
Team							1	1	2			0		0				
Totals				27-68	7-22	7-10	13	19	32	12	13	68	16	6	5	5	1	-9

Shooting By Period		
1st FG%	12-30	40.0%
3PT%	4-11	36.4%
FT%	1-2	50%
2nd FG%	15-38	39.5%
3PT%	3-11	27.3%
FT%	6-8	75%
GM FG%	27-68	39.7%
3PT%	7-22	31.8%
FT%	7-10	70.0%

Dead Ball Rebounds: 2, 0

Technical Fouls: NONE

	Dav	UMass
Biggest lead	17 (2nd 3:45)	3 (1st 19:05)
Best Scoring Run	8(1st 0:15)	10(2nd 0:33)
Lead Changes	9	
Times Tied	4	
Time with Lead	29:45	04:57

Points from	Dav	UMass
Turnovers	10	10
Paint	44	38
Second Chance	13	12
Fast Breaks	9	6
Bench	18	12

Period by Period Scoring	1st	2nd	TOT
Dav	37	40	77
UMass	29	39	68

LIVESTATS BY GENIUS SPORTS

Official Basketball Box Score - Final

George Washington at Davidson

02/15/25 Belk Arena, Davidson

2024-25 Men's Basketball

Game Time: 4:00 PM
Game Duration: 2:10
Attendance: 3,214

Officials: Sean Hull, Rob Riley, Ben Stirt

George Washington - 74 **Record: 17-9 (6-7)**

NO.	Name		Min	FG M-A	3P M-A	FT M-A	Rebounds OR	DR	TOT	Fouls PF	FD	TP	AS	TO	ST	Blocks BS	BA	+/-
20	Sean Hansen	F	19:19	4-5	0-0	1-1	0	1	1	2	2	9	0	3	0	2	1	11
30	Rafael Castro	C	34:59	6-7	0-0	8-10	2	4	6	3	6	20	3	1	2	0	0	2
0	Trey Autry	G	22:48	2-5	0-2	0-0	0	7	7	4	0	4	1	0	1	0	1	19
2	Christian Jones	G	29:01	5-7	2-3	0-0	0	2	2	1	0	12	4	2	1	1	1	1
5	Gerald Drumgoole Jr.	G	29:16	4-11	3-8	0-0	1	0	1	1	1	11	1	2	1	0	1	2
3	Darren Buchanan Jr.		23:31	2-6	0-0	3-8	0	2	2	2	5	7	2	2	0	1	1	3
4	Jacoi Hutchinson		21:46	2-5	0-1	7-7	0	0	0	1	5	11	0	0	3	0	1	3
11	Ty Bevins		09:44	0-2	0-1	0-0	0	1	1	0	1	0	0	1	1	0	0	0
1	Trey Moss		07:04	0-0	0-0	0-0	0	3	3	0	0	0	0	0	0	0	0	-5
7	Dayan Nessah		02:33	0-0	0-0	0-0	0	0	0	0	0	0	0	0	0	0	0	-1
Team							4	1	5			0		0				
Totals				25-48	5-15	19-26	7	21	28	14	20	74	11	11	9	4	6	7

Technical Fouls::NONE

Shooting By Period		
1st FG%	13-24	54.2%
3PT%	2-7	28.6%
FT%	4-8	50%
2nd FG%	12-24	50.0%
3PT%	3-8	37.5%
FT%	15-18	83.3%
GM FG%	25-48	52.1%
3PT%	5-15	33.3%
FT%	19-26	73.1%

Dead Ball Rebounds: 2, 0

Davidson - 67 **Record: 15-10 (5-7)**

NO.	Name		Min	FG M-A	3P M-A	FT M-A	Rebounds OR	DR	TOT	Fouls PF	FD	TP	AS	TO	ST	Blocks BS	BA	+/-
1	Reed Bailey	F	37:57	4-13	0-1	8-8	3	4	7	3	5	16	2	5	1	3	1	-8
2	Bobby Durkin	F	37:25	7-13	4-10	3-3	0	7	7	3	4	21	0	4	1	2	1	-8
4	Mike Loughnane	G	27:02	2-6	1-2	2-2	1	3	4	2	2	7	4	2	1	0	0	-1
20	Zach Laput	G	29:39	7-13	1-5	2-2	2	1	3	2	1	17	1	1	1	0	1	-5
23	Connor Kochera	G	29:34	2-5	0-2	0-0	1	4	5	2	1	4	4	0	0	0	1	-12
0	Manie Joses		21:40	1-2	0-1	0-0	0	0	0	3	1	2	0	0	1	0	0	2
12	Hunter Adam		10:21	0-1	0-1	0-0	0	0	0	5	0	0	1	0	1	1	0	-2
45	Roberts Blums		04:19	0-0	0-0	0-0	0	0	0	0	0	0	0	0	0	0	0	-2
8	Joe Hurlburt		02:03	0-0	0-0	0-0	0	0	0	0	0	0	0	1	0	0	0	1
Team							1	2	3			0		1				
Totals				23-53	6-22	15-15	8	21	29	20	14	67	12	14	6	6	4	-7

Technical Fouls::NONE

Shooting By Period		
1st FG%	9-24	37.5%
3PT%	3-11	27.3%
FT%	6-6	100%
2nd FG%	14-29	48.3%
3PT%	3-11	27.3%
FT%	9-9	100%
GM FG%	23-53	43.4%
3PT%	6-22	27.3%
FT%	15-15	100.0%

Dead Ball Rebounds: 1, 0

	GWU	DAV
Biggest lead	16 (1st 5:07)	2 (1st 19:29)
Best Scoring Run	14(1st 11:42)	10(2nd 19:38)
Lead Changes	1	
Times Tied	7	
Time with Lead	33:15	01:41

Points from	GWU	DAV
Turnovers	15	15
Paint	40	30
Second Chance	7	9
Fast Breaks	10	13
Bench	18	2

Period by Period Scoring	1st	2nd	TOT
GWU	32	42	74
DAV	27	40	67

LIVESTATS BY GENIUS SPORTS

Official Basketball Box Score - Final

Loyola Chicago at Davidson

02/18/25 Belk Arena, Davidson

2024-25 Men's Basketball

Game Time: 7:00 PM
Game Duration: 2:07
Attendance: 2,391

Officials: Lee Cassell, Clarence Armstrong, Jemel Spearman

Loyola Chicago - 77 **Record: 17-9 (8-5)**

NO.	Name		Min	FG M-A	3P M-A	FT M-A	Rebounds OR	DR	TOT	Fouls PF	FD	TP	AS	TO	ST	Blocks BS	BA	+/-
24	Miles Rubin	C	27:53	7-10	0-0	0-1	3	4	7	4	2	14	0	1	0	1	0	6
0	Des Watson	G	32:51	6-13	3-7	0-2	0	3	3	1	1	15	2	1	4	0	0	12
1	Jayden Dawson	G	34:07	7-13	5-10	5-6	0	3	3	2	4	24	3	2	1	1	1	4
13	Sheldon Edwards Jr.	G	28:53	3-12	3-9	2-2	1	7	8	1	2	11	2	1	1	0	1	14
28	Kymany Houinsou	G	25:54	2-5	0-1	2-3	1	3	4	2	2	6	3	1	2	0	0	9
2	Jalen Quinn		16:11	0-1	0-0	0-0	2	0	2	5	3	0	4	1	0	0	0	1
4	Jalen DeLoach		10:56	2-4	0-0	0-0	2	4	6	3	0	4	0	2	0	0	0	6
35	Francis Nwaokorie		19:00	0-3	0-3	3-4	5	3	8	2	2	3	1	0	1	0	0	-9
5	Danill Glazkov		04:15	0-2	0-1	0-0	0	1	1	0	0	0	0	0	0	0	0	-3
Team							0	0	0			0		0				
Totals				27-63	11-31	12-18	14	28	42	20	16	77	15	9	9	2	2	8

Technical Fouls::NONE

Shooting By Period		
1st FG%	13-32	40.6%
3PT%	5-15	33.3%
FT%	1-2	50%
2nd FG%	14-31	45.2%
3PT%	6-16	37.5%
FT%	11-16	68.8%
GM FG%	27-63	42.9%
3PT%	11-31	35.5%
FT%	12-18	66.7%

Dead Ball Rebounds: 2, 0

Davidson - 69 **Record: 15-11 (5-8)**

NO.	Name		Min	FG M-A	3P M-A	FT M-A	Rebounds OR	DR	TOT	Fouls PF	FD	TP	AS	TO	ST	Blocks BS	BA	+/-
1	Reed Bailey	F	39:05	5-13	0-1	9-14	4	10	14	3	10	19	5	5	2	0	0	-5
2	Bobby Durkin	F	31:29	1-13	0-9	0-0	0	4	4	1	1	2	2	1	0	0	1	-17
4	Mike Loughnane	G	17:41	0-1	0-1	0-0	0	1	1	1	0	0	0	1	0	0	0	-12
20	Zach Laput	G	16:40	3-7	0-2	0-0	1	1	2	0	0	6	0	2	0	0	1	-7
23	Connor Kochera	G	29:50	4-9	1-2	4-5	0	2	2	4	4	13	2	0	0	0	0	-14
12	Hunter Adam		23:02	3-4	2-3	3-4	2	3	5	2	2	11	1	0	0	0	0	4
45	Roberts Blums		15:22	2-4	2-3	0-0	0	0	0	4	0	6	1	0	0	0	0	10
0	Manie Joses		25:58	4-6	2-3	2-3	4	2	6	1	3	12	1	0	1	2	0	4
8	Joe Hurlburt		00:55	0-1	0-1	0-0	0	0	0	0	0	0	0	0	0	0	0	-3
Team							1	3	4			0		0				
Totals				22-58	7-25	18-26	12	26	38	16	20	69	12	9	3	2	2	-8

Technical Fouls::NONE

Shooting By Period		
1st FG%	11-29	37.9%
3PT%	2-9	22.2%
FT%	4-6	66.7%
2nd FG%	11-29	37.9%
3PT%	5-16	31.3%
FT%	14-20	70%
GM FG%	22-58	37.9%
3PT%	7-25	28.0%
FT%	18-26	69.2%

Dead Ball Rebounds: 4, 0

	LUC	DAV
Biggest lead	12 (2nd 14:47)	2 (1st 4:36)
Best Scoring Run	8(2nd 16:49)	6(1st 8:56)
Lead Changes	2	
Times Tied	3	
Time with Lead	35:52	01:06

Points from	LUC	DAV
Turnovers	17	4
Paint	30	28
Second Chance	22	19
Fast Breaks	11	9
Bench	7	29

Period by Period Scoring	1st	2nd	TOT
LUC	32	45	77
DAV	28	41	69

LIVESTATS BY GENIUS SPORTS

2024-25 Davidson Men's Basketball
Season/Career Statistics
All games

Page 1/1
as of Feb 19, 2025

Summary

	Season Statistics										Career Statistics									
Player	**GP-GS**	**MIN/G**	**FG%**	**3FG%**	**FT%**	**R/G**	**A/G**	**STL**	**BLK**	**PTS/G**	**GP-GS**	**MIN/G**	**FG%**	**3FG%**	**FT%**	**R/G**	**A/G**	**STL**	**BLK**	**PTS/G**
ADAM, Hunter	26-0	13.7	.544	.414	.417	2.3	0.5	7	6	3.0	58-1	13.6	.467	.316	.680	2.0	0.5	16	18	2.9
BAILEY, Reed	26-26	32.9	.504	.448	.781	6.6	3.8	22	18	19.8	90-90	27.6	.472	.305	.775	5.0	1.9	51	29	12.2
BLUMS, Roberts	24-0	15.4	.342	.284	.600	1.7	0.7	7	0	4.5	24-0	15.4	.342	.284	.600	1.7	0.7	7	0	4.5
DURKIN, Bobby	26-26	33.4	.423	.390	.843	5.9	2.0	31	2	14.5	58-42	30.4	.401	.367	.849	5.1	1.5	62	5	11.2
GHEDINI, Riccardo	10-0	6.4	.182	.000	.000	0.5	1.0	4	2	0.4	30-0	5.5	.323	.150	1.000	0.7	0.5	6	5	0.8
HURLBURT, Joe	23-0	6.3	.257	.167	.714	1.3	0.2	1	1	1.3	33-0	5.2	.214	.136	.714	1.0	0.2	1	1	0.9
JOSES, Manie	16-0	11.3	.633	.500	.444	1.4	0.2	10	6	2.8	16-0	11.3	.633	.500	.444	1.4	0.2	10	6	2.8
KATSOCK, Michael	4-0	2.4	.667	.500	.000	0.0	0.3	0	0	1.3	18-0	1.7	.214	.182	.000	0.1	0.1	0	0	0.4
KOCHERA, Connor	26-26	32.0	.487	.298	.779	4.2	2.8	27	1	13.5	138-119	29.5	.449	.337	.765	4.0	1.6	134	6	11.1
LAPUT, Zach	26-15	25.1	.470	.278	.667	3.8	1.8	18	0	8.4	116-102	32.0	.494	.392	.839	6.3	2.9	106	8	16.1
LOGAN, Sean	11-11	19.0	.556	.333	.417	3.9	0.6	5	18	4.3	73-25	12.3	.450	.206	.458	2.4	0.3	16	87	2.0
LOUGHNANE, Mike	26-26	24.8	.442	.397	.765	2.5	2.7	16	4	5.5	37-26	18.5	.455	.418	.765	1.8	1.9	17	4	4.2
MATHENY, Brock	4-0	1.9	.250	.250	.000	0.0	0.0	0	0	0.8	13-0	1.4	.167	.167	.000	0.1	0.0	0	0	0.2
ZIMMERMAN, Luke	4-0	1.6	.000	.000	.000	0.8	0.0	0	0	0.0	4-0	1.6	.000	.000	.000	0.8	0.0	0	0	0.0

Scoring

	Season Statistics								Career Statistics							
Player	**FG-FGA**	**FG%**	**3FG-3FGA**	**3FG%**	**FT-FTA**	**FT%**	**PTS**	**PTS/G**	**FG-FGA**	**FG%**	**3FG-3FGA**	**3FG%**	**FT-FTA**	**FT%**	**PTS**	**PTS/G**
ADAM, Hunter	31-57	.544	12-29	.414	5-12	.417	79	3.0	64-137	.467	25-79	.316	17-25	.680	170	2.9
BAILEY, Reed	175-347	.504	13-29	.448	153-196	.781	516	19.8	372-788	.472	36-118	.305	317-409	.775	1097	12.2
BLUMS, Roberts	39-114	.342	23-81	.284	6-10	.600	107	4.5	39-114	.342	23-81	.284	6-10	.600	107	4.5
DURKIN, Bobby	127-300	.423	80-205	.390	43-51	.843	377	14.5	218-544	.401	139-379	.367	73-86	.849	648	11.2
GHEDINI, Riccardo	2-11	.182	0-6	.000	0-0	.000	4	0.4	10-31	.323	3-20	.150	2-2	1.000	25	0.8
HURLBURT, Joe	9-35	.257	3-18	.167	10-14	.714	31	1.3	9-42	.214	3-22	.136	10-14	.714	31	0.9
JOSES, Manie	19-30	.633	3-6	.500	4-9	.444	45	2.8	19-30	.633	3-6	.500	4-9	.444	45	2.8
KATSOCK, Michael	2-3	.667	1-2	.500	0-0	.000	5	1.3	3-14	.214	2-11	.182	0-0	.000	8	0.4
KOCHERA, Connor	129-265	.487	25-84	.298	67-86	.779	350	13.5	553-1233	.449	180-534	.337	250-327	.765	1536	11.1
LAPUT, Zach	85-181	.470	20-72	.278	28-42	.667	218	8.4	662-1341	.494	174-444	.392	375-447	.839	1873	16.1
LOGAN, Sean	20-36	.556	2-6	.333	5-12	.417	47	4.3	54-120	.450	7-34	.206	33-72	.458	148	2.0
LOUGHNANE, Mike	50-113	.442	29-73	.397	13-17	.765	142	5.5	55-121	.455	33-79	.418	13-17	.765	156	4.2
MATHENY, Brock	1-4	.250	1-4	.250	0-0	.000	3	0.8	1-6	.167	1-6	.167	0-0	.000	3	0.2
ZIMMERMAN, Luke	0-0	.000	0-0	.000	0-0	.000	0	0.0	0-0	.000	0-0	.000	0-0	.000	0	0.0

Totals

	Season Statistics								Career Statistics							
Player	**O-REB**	**D-REB**	**TOTAL**	**PF**	**FO**	**A**	**TO**	**A/TO**	**O-REB**	**D-REB**	**TOTAL**	**PF**	**FO**	**A**	**TO**	**A/TO**
ADAM, Hunter	20	39	59	59	2	13	7	1.9	39	77	116	103	2	28	26	1.1
BAILEY, Reed	42	129	171	60	0	100	69	1.4	139	307	446	207	2	169	160	1.1
BLUMS, Roberts	4	36	40	35	0	17	22	0.8	4	36	40	35	0	17	22	0.8
DURKIN, Bobby	17	136	153	38	0	52	20	2.6	41	252	293	76	1	88	44	2.0
GHEDINI, Riccardo	1	4	5	6	0	10	1	10.0	4	16	20	17	0	16	3	5.3
HURLBURT, Joe	12	19	31	23	0	5	11	0.5	13	19	32	29	0	7	14	0.5
JOSES, Manie	12	10	22	13	0	3	7	0.4	12	10	22	13	0	3	7	0.4
KATSOCK, Michael	0	0	0	1	0	1	1	1.0	1	1	2	4	0	2	2	1.0
KOCHERA, Connor	13	95	108	35	0	74	33	2.2	86	472	558	175	3	215	187	1.1
LAPUT, Zach	41	58	99	52	0	46	26	1.8	189	536	725	228	2	333	243	1.4
LOGAN, Sean	18	25	43	32	1	7	9	0.8	78	95	173	135	2	24	53	0.5
LOUGHNANE, Mike	4	60	64	40	0	70	25	2.8	5	63	68	42	0	71	26	2.7
MATHENY, Brock	0	0	0	0	0	0	0	0.0	0	1	1	0	0	0	0	0.0
ZIMMERMAN, Luke	0	3	3	1	0	0	1	0.0	0	3	3	1	0	0	1	0.0

2024-25 Davidson Men's Basketball
Season Box Score
All games

as of Feb 19, 2025

Game Records

Record	Overall	Home	Away	Neutral
ALL GAMES	15-11	11-4	3-5	1-2
CONFERENCE	5-8	3-4	2-4	0-0
NON-CONFERENCE	10-3	8-0	1-1	1-2

Team Box Score

No.	Player				Total		3-Point		F-Throw		Rebounds											
		GP-GS	MIN	AVG	FG-FGA	FG%	3FG-3FGA	3FG%	FT-FTA	FT%	OFF	DEF	TOT	AVG	PF	DQ	A	TO	BLK	STL	PTS	AVG
1	BAILEY, Reed	26-26	854:12	32.9	175-347	.504	13-29	.448	153-196	.781	42	129	171	6.6	60	0	100	69	18	22	516	19.8
2	DURKIN, Bobby	26-26	868:57	33.4	127-300	.423	80-205	.390	43-51	.843	17	136	153	5.9	38	0	52	20	2	31	377	14.5
23	KOCHERA, Connor	26-26	830:50	32.0	129-265	.487	25-84	.298	67-86	.779	13	95	108	4.2	35	0	74	33	1	27	350	13.5
20	LAPUT, Zach	26-15	651:48	25.1	85-181	.470	20-72	.278	28-42	.667	41	58	99	3.8	52	0	46	26	0	18	218	8.4
4	LOUGHNANE, Mike	26-26	645:12	24.8	50-113	.442	29-73	.397	13-17	.765	4	60	64	2.5	40	0	70	25	4	16	142	5.5
45	BLUMS, Roberts	24-0	370:02	15.4	39-114	.342	23-81	.284	6-10	.600	4	36	40	1.7	35	0	17	22	0	7	107	4.5
15	LOGAN, Sean	11-11	209:26	19.0	20-36	.556	2-6	.333	5-12	.417	18	25	43	3.9	32	1	7	9	18	5	47	4.3
12	ADAM, Hunter	26-0	355:45	13.7	31-57	.544	12-29	.414	5-12	.417	20	39	59	2.3	59	2	13	7	6	7	79	3.0
0	JOSES, Manie	16-0	180:47	11.3	19-30	.633	3-6	.500	4-9	.444	12	10	22	1.4	13	0	3	7	6	10	45	2.8
8	HURLBURT, Joe	23-0	145:11	6.3	9-35	.257	3-18	.167	10-14	.714	12	19	31	1.3	23	0	5	11	1	1	31	1.3
24	KATSOCK, Michael	4-0	09:44	2.4	2-3	.667	1-2	.500	0-0	.000	0	0	0	0.0	1	0	1	1	0	0	5	1.3
51	MATHENY, Brock	4-0	07:24	1.9	1-4	.250	1-4	.250	0-0	.000	0	0	0	0.0	0	0	0	0	0	0	3	0.8
22	GHEDINI, Riccardo	10-0	64:18	6.4	2-11	.182	0-6	.000	0-0	.000	1	4	5	0.5	6	0	10	1	2	4	4	0.4
50	ZIMMERMAN, Luke	4-0	06:22	1.6	0-0	.000	0-0	.000	0-0	.000	0	3	3	0.8	1	0	0	1	0	0	0	0.0
Team											38	46	84					14				
Total		**26**	**5200**		**689-1496**	**.461**	**212-615**	**.345**	**334-449**	**.744**	**222**	**660**	**882**	**33.9**	**395**	**3**	**398**	**246**	**58**	**148**	**1924**	**74.0**
Opponents		**26**	**5200**		**664-1491**	**.445**	**205-586**	**.350**	**301-433**	**.695**	**238**	**630**	**868**	**33.4**	**420**	**8**	**320**	**269**	**78**	**148**	**1834**	**70.5**

Score by Periods

Team	1st	2nd	OT	TOT
Davidson	929	995	0	1924
Opponents	822	1012	0	1834

2024-25 Davidson Men's Basketball
Overall Team Statistics
All games

Page 1/1
as of Feb 19, 2025

Team Statistics

	DC	OPP
Scoring	**1924**	**1834**
Points per game	74.0	70.5
Scoring margin	+3.5	-
Field goals-att	**689-1496**	**664-1491**
Field goal pct	.461	.445
3 point fg-att	**212-615**	**205-586**
3-point FG pct	.345	.350
3-pt FG made per game	8.2	7.9
Free throws-att	**334-449**	**301-433**
Free throw pct	.744	.695
F-Throws made per game	12.8	11.6
Rebounds	**882**	**868**
Rebounds per game	33.9	33.4
Rebounding margin	+0.5	-
Assists	**398**	**320**
Assists per game	15.3	12.3
Turnovers	**246**	**269**
Turnovers per game	9.5	10.3
Turnover margin	+0.9	-
Assist/turnover ratio	1.6	1.2
Steals	**148**	**148**
Steals per game	5.7	5.7
Blocks	**58**	**78**
Blocks per game	2.2	3.0
Winning streak	**0**	**-**
Home win streak	0	-
Attendance	**38747**	**37082**
Home games-Avg/Game	15-2583	8-4635
Neutral site-Avg/Game	-	3-1163

Score by Periods

Team	1st	2nd	OT	TOT
Davidson	929	995	0	1924
Opponents	822	1012	0	1834

2024-25 Davidson Men's Basketball
Combined Team Statistics
All games

Page 1/1
as of Feb 19, 2025

Game Records

Record	Overall	Home	Away	Neutral
ALL GAMES	15-11	11-4	3-5	1-2
CONFERENCE	5-8	3-4	2-4	0-0
NON-CONFERENCE	10-3	8-0	1-1	1-2

Score by Periods

Team	1st	2nd	OT	TOT
Davidson	929	995	0	1924
Opponents	822	1012	0	1834

Team Box Score

No.	Player				Total		3-Point		F-Throw		Rebounds											
		GP-GS	MIN	AVG	FG-FGA	FG%	3FG-3FGA	3FG%	FT-FTA	FT%	OFF	DEF	TOT	AVG	PF	DQ	A	TO	BLK	STL	PTS	AVG
1	BAILEY, Reed	26-26	854:12	32.9	175-347	.504	13-29	.448	153-196	.781	42	129	171	6.6	60	0	100	69	18	22	516	19.8
2	DURKIN, Bobby	26-26	868:57	33.4	127-300	.423	80-205	.390	43-51	.843	17	136	153	5.9	38	0	52	20	2	31	377	14.5
23	KOCHERA, Connor	26-26	830:50	32.0	129-265	.487	25-84	.298	67-86	.779	13	95	108	4.2	35	0	74	33	1	27	350	13.5
20	LAPUT, Zach	26-15	651:48	25.1	85-181	.470	20-72	.278	28-42	.667	41	58	99	3.8	52	0	46	26	0	18	218	8.4
4	LOUGHNANE, Mike	26-26	645:12	24.8	50-113	.442	29-73	.397	13-17	.765	4	60	64	2.5	40	0	70	25	4	16	142	5.5
45	BLUMS, Roberts	24-0	370:02	15.4	39-114	.342	23-81	.284	6-10	.600	4	36	40	1.7	35	0	17	22	0	7	107	4.5
15	LOGAN, Sean	11-11	209:26	19.0	20-36	.556	2-6	.333	5-12	.417	18	25	43	3.9	32	1	7	9	18	5	47	4.3
12	ADAM, Hunter	26-0	355:45	13.7	31-57	.544	12-29	.414	5-12	.417	20	39	59	2.3	59	2	13	7	6	7	79	3.0
0	JOSES, Manie	16-0	180:47	11.3	19-30	.633	3-6	.500	4-9	.444	12	10	22	1.4	13	0	3	7	6	10	45	2.8
8	HURLBURT, Joe	23-0	145:11	6.3	9-35	.257	3-18	.167	10-14	.714	12	19	31	1.3	23	0	5	11	1	1	31	1.3
24	KATSOCK, Michael	4-0	09:44	2.4	2-3	.667	1-2	.500	0-0	.000	0	0	0	0.0	1	0	1	1	0	0	5	1.3
51	MATHENY, Brock	4-0	07:24	1.9	1-4	.250	1-4	.250	0-0	.000	0	0	0	0.0	0	0	0	0	0	0	3	0.8
22	GHEDINI, Riccardo	10-0	64:18	6.4	2-11	.182	0-6	.000	0-0	.000	1	4	5	0.5	6	0	10	1	2	4	4	0.4
50	ZIMMERMAN, Luke	4-0	06:22	1.6	0-0	.000	0-0	.000	0-0	.000	0	3	3	0.8	1	0	0	1	0	0	0	0.0
Team											38	46	84					14				
Total		**26**	**5200**		**689-1496**	**.461**	**212-615**	**.345**	**334-449**	**.744**	**222**	**660**	**882**	**33.9**	**395**	**3**	**398**	**246**	**58**	**148**	**1924**	**74.0**
Opponents		**26**	**5200**		**664-1491**	**.445**	**205-586**	**.350**	**301-433**	**.695**	**238**	**630**	**868**	**33.4**	**420**	**8**	**320**	**269**	**78**	**148**	**1834**	**70.5**

Team Statistics

	DC	OPP
Scoring	**1924**	**1834**
Points per game	74.0	70.5
Scoring margin	+3.5	-
Field goals-att	**689-1496**	**664-1491**
Field goal pct	.461	.445
3 point fg-att	**212-615**	**205-586**
3-point FG pct	.345	.350
3-pt FG made per game	8.2	7.9
Free throws-att	**334-449**	**301-433**
Free throw pct	.744	.695
F-Throws made per game	12.8	11.6
Rebounds	**882**	**868**
Rebounds per game	33.9	33.4
Rebounding margin	+0.5	-
Assists	**398**	**320**
Assists per game	15.3	12.3
Turnovers	**246**	**269**
Turnovers per game	9.5	10.3
Turnover margin	+0.9	-
Assist/turnover ratio	1.6	1.2
Steals	**148**	**148**
Steals per game	5.7	5.7
Blocks	**58**	**78**
Blocks per game	2.2	3.0
Winning streak	**0**	**-**
Home win streak	0	-
Attendance	**38747**	**37082**
Home games-Avg/Game	15-2583	8-4635
Neutral site-Avg/Game	-	3-1163

Team Results

Date	Opponent		Score	Att.
11/04/2024	William Peace	W	88-47	2222
11/08/2024	at Bowling Green	W	91-85	1960
11/16/2024	ETSU	W	76-70	2490
11/22/2024	VMI	W	93-66	2153
11/27/2024	vs Arizona	L	71-104	1737
11/28/2024	vs Providence	W	69-58	760
11/29/2024	vs Gonzaga	L	65-90	993
12/06/2024	Charleston So.	W	73-72	2339
12/10/2024	Charlotte	W	75-71	3126
12/14/2024	Detroit Mercy	W	86-51	2203
12/18/2024	at Temple	L	61-62	2472
12/21/2024	Bethune-Cookman	W	76-63	2192
12/28/2024	Eastern Mich.	W	86-64	3066
12/31/2024	at George Mason	L	57-69	3105
01/04/2025	Duquesne	W	77-71	2378
01/11/2025	Fordham	W	74-64	3053
01/15/2025	at La Salle	L	76-79	1305
01/18/2025	at Rhode Island	L	90-92	5513
01/21/2025	Saint Joseph's	L	61-78	2344
01/25/2025	at Richmond	W	72-66	6791
02/01/2025	George Mason	L	60-64	2965
02/04/2025	at Dayton	L	63-69	13407
02/08/2025	Richmond	W	71-60	2611
02/12/2025	at Massachusetts	W	77-68	2529
02/15/2025	George Washington	L	67-74	3214
02/18/2025	Loyola Chicago	L	69-77	2391

#0 JOSES, Manie

				Total		3-Pointers		Free throws		Rebounds										
Opponent	Date	GS	MIN	FG-FGA	PCT	3FG-3FGA	PCT	FT-FTA	PCT	OFF	DEF	TOT	AVG	PF	A	TO	BLK	STL	PTS	AVG
William Peace	11/04/2024		13:46	1-4	.250	0-0	.000	0-2	.000	2	2	4	4.0	0	0	0	0	1	2	2.0
at Bowling Green	11/08/2024		02:49	0-0	.000	0-0	.000	0-0	.000	0	0	0	2.0	0	0	0	0	0	0	1.0
vs Arizona	11/27/2024		01:06	0-0	.000	0-0	.000	0-0	.000	0	0	0	1.3	1	0	0	0	0	0	0.7
Detroit Mercy	12/14/2024		07:45	0-1	.000	0-1	.000	0-0	.000	2	0	2	1.5	0	1	0	0	1	0	0.5
Bethune-Cookman	12/21/2024		05:30	1-1	1.000	0-0	.000	0-2	.000	0	0	0	1.2	0	0	0	0	0	2	0.8
Duquesne	01/04/2025		05:59	0-0	.000	0-0	.000	0-0	.000	0	0	0	1.0	0	0	0	0	0	0	0.7
at La Salle	01/15/2025		09:37	1-1	1.000	0-0	.000	0-0	.000	0	1	1	1.0	0	1	1	0	1	2	0.9
at Rhode Island	01/18/2025		10:34	3-3	1.000	1-1	1.000	0-0	.000	0	0	0	0.9	1	0	1	1	0	7	1.6
Saint Joseph's	01/21/2025		07:16	2-3	.667	0-0	.000	0-0	.000	0	0	0	0.8	0	0	1	0	0	4	1.9
at Richmond	01/25/2025		09:03	1-2	.500	0-0	.000	0-0	.000	1	1	2	0.9	1	0	1	1	1	2	1.9
George Mason	02/01/2025		16:11	0-2	.000	0-0	.000	0-0	.000	2	1	3	1.1	1	0	0	1	1	0	1.7
at Dayton	02/04/2025		17:28	2-2	1.000	0-0	.000	0-0	.000	0	0	0	1.0	2	0	1	1	1	4	1.9
Richmond	02/08/2025		10:42	2-2	1.000	0-0	.000	0-0	.000	1	1	2	1.1	2	0	0	0	1	4	2.1
at Massachusetts	02/12/2025		15:24	1-1	1.000	0-0	.000	2-2	1.000	0	2	2	1.1	1	0	2	0	1	4	2.2
George Washington	02/15/2025		21:40	1-2	.500	0-1	.000	0-0	.000	0	0	0	1.1	3	0	0	0	1	2	2.2
Loyola Chicago	02/18/2025		25:57	4-6	.667	2-3	.667	2-3	.667	4	2	6	1.4	1	1	0	2	1	12	2.8
Totals		**0**	**180:47**	**19-30**	**.633**	**3-6**	**.500**	**4-9**	**.444**	**12**	**10**	**22**	**1.4**	**13**	**3**	**7**	**6**	**10**	**45**	**2.8**

Player Averages

Games Played	Minutes/ game	Points/ game	FG Pct	3FG Pct	FT Pct	Rebounds/ game	Assists/ game	Turnovers/ game	Assist/Turnover ratio	Steals/ game	Blocks/ game
16	11.3	2.8	63.3	50.0	44.4	1.4	0.2	0.4	0.4	0.6	0.4

#1 BAILEY, Reed

				Total		3-Pointers		Free throws		Rebounds										
Opponent	Date	GS	MIN	FG-FGA	PCT	3FG-3FGA	PCT	FT-FTA	PCT	OFF	DEF	TOT	AVG	PF	A	TO	BLK	STL	PTS	AVG
William Peace	11/04/2024	*	16:09	5-7	.714	0-0	.000	1-2	.500	2	5	7	7.0	0	2	0	0	2	11	11.0
at Bowling Green	11/08/2024	*	32:41	7-11	.636	0-0	.000	10-13	.769	2	6	8	7.5	3	2	2	0	0	24	17.5
ETSU	11/16/2024	*	33:48	5-11	.455	0-0	.000	8-13	.615	1	7	8	7.7	1	2	6	2	0	18	17.7
VMI	11/22/2024	*	28:09	9-14	.643	0-0	.000	5-5	1.000	5	3	8	7.8	3	6	3	0	0	23	19.0
vs Arizona	11/27/2024	*	24:22	3-11	.273	0-2	.000	3-4	.750	1	3	4	7.0	2	2	2	0	0	9	17.0
vs Providence	11/28/2024	*	35:01	6-13	.462	1-3	.333	5-6	.833	2	9	11	7.7	2	4	2	0	1	18	17.2
vs Gonzaga	11/29/2024	*	29:09	6-13	.462	1-2	.500	6-8	.750	0	5	5	7.3	2	3	1	1	0	19	17.4
Charleston So.	12/06/2024	*	34:21	8-18	.444	2-3	.667	7-10	.700	0	7	7	7.3	3	5	0	0	0	25	18.4
Charlotte	12/10/2024	*	35:24	7-11	.636	0-0	.000	4-6	.667	3	4	7	7.2	3	5	1	3	1	18	18.3
Detroit Mercy	12/14/2024	*	29:13	6-11	.545	2-2	1.000	3-4	.750	1	6	7	7.2	1	3	3	0	5	17	18.2
at Temple	12/18/2024	*	38:23	9-19	.474	0-0	.000	8-10	.800	2	4	6	7.1	3	4	2	0	0	26	18.9
Bethune-Cookman	12/21/2024	*	31:49	5-12	.417	0-0	.000	9-9	1.000	1	5	6	7.0	3	5	5	0	1	19	18.9
Eastern Mich.	12/28/2024	*	26:32	1-4	.250	0-0	.000	4-5	.800	1	4	5	6.8	3	2	1	0	0	6	17.9
at George Mason	12/31/2024	*	28:49	8-12	.667	0-0	.000	4-8	.500	0	3	3	6.6	4	2	4	1	0	20	18.1
Duquesne	01/04/2025	*	36:03	7-12	.583	0-1	.000	8-10	.800	2	6	8	6.7	3	3	4	2	0	22	18.3
Fordham	01/11/2025	*	34:39	9-17	.529	0-0	.000	5-6	.833	0	6	6	6.6	1	2	4	2	0	23	18.6
at La Salle	01/15/2025	*	36:22	8-12	.667	1-1	1.000	4-5	.800	0	5	5	6.5	4	4	5	1	2	21	18.8
at Rhode Island	01/18/2025	*	34:38	9-16	.563	1-2	.500	11-13	.846	3	6	9	6.7	1	11	3	0	0	30	19.4
Saint Joseph's	01/21/2025	*	31:43	10-23	.435	1-4	.250	4-4	1.000	1	4	5	6.6	3	3	1	0	1	25	19.7
at Richmond	01/25/2025	*	34:06	11-17	.647	4-4	1.000	6-8	.750	0	0	0	6.3	0	3	2	0	1	32	20.3
George Mason	02/01/2025	*	35:36	4-14	.286	0-3	.000	3-4	.750	1	2	3	6.1	3	4	2	0	1	11	19.9
at Dayton	02/04/2025	*	37:48	7-14	.500	0-0	.000	5-6	.833	2	2	4	6.0	2	8	2	0	3	19	19.8
Richmond	02/08/2025	*	34:38	6-13	.462	0-0	.000	12-14	.857	2	6	8	6.1	4	5	3	2	0	24	20.0
at Massachusetts	02/12/2025	*	37:48	10-16	.625	0-0	.000	1-1	1.000	3	7	10	6.3	0	3	1	1	1	21	20.0
George Washington	02/15/2025	*	37:57	4-13	.308	0-1	.000	8-8	1.000	3	4	7	6.3	3	2	5	3	1	16	19.9
Loyola Chicago	02/18/2025	*	39:05	5-13	.385	0-1	.000	9-14	.643	4	10	14	6.6	3	5	5	0	2	19	19.8
Totals		**26**	**854:12**	**175-347**	**.504**	**13-29**	**.448**	**153-196**	**.781**	**42**	**129**	**171**	**6.6**	**60**	**100**	**69**	**18**	**22**	**516**	**19.8**

Player Averages

Games Played	Minutes/ game	Points/ game	FG Pct	3FG Pct	FT Pct	Rebounds/ game	Assists/ game	Turnovers/ game	Assist/Turnover ratio	Steals/ game	Blocks/ game
26	32.9	19.8	50.4	44.8	78.1	6.6	3.8	2.7	1.4	0.8	0.7

#2 DURKIN, Bobby

				Total		3-Pointers		Free throws		Rebounds										
Opponent	Date	GS	MIN	FG-FGA	PCT	3FG-3FGA	PCT	FT-FTA	PCT	OFF	DEF	TOT	AVG	PF	A	TO	BLK	STL	PTS	AVG
William Peace	11/04/2024	*	21:45	6-8	.750	3-5	.600	0-0	.000	0	4	4	4.0	0	4	0	0	1	15	15.0
at Bowling Green	11/08/2024	*	27:59	5-8	.625	4-6	.667	6-6	1.000	0	5	5	4.5	3	3	1	0	1	20	17.5
ETSU	11/16/2024	*	35:55	4-9	.444	1-3	.333	4-4	1.000	1	4	5	4.7	0	0	2	0	1	13	16.0
VMI	11/22/2024	*	31:02	7-13	.538	5-10	.500	0-0	.000	0	3	3	4.3	3	2	0	0	4	19	16.8
vs Arizona	11/27/2024	*	30:51	5-14	.357	5-10	.500	0-0	.000	2	4	6	4.6	1	5	0	0	1	15	16.4
vs Providence	11/28/2024	*	33:23	7-12	.583	4-8	.500	2-2	1.000	0	4	4	4.5	4	1	1	0	0	20	17.0
vs Gonzaga	11/29/2024	*	32:09	3-10	.300	0-6	.000	1-2	.500	0	3	3	4.3	0	3	1	0	0	7	15.6
Charleston So.	12/06/2024	*	33:28	2-12	.167	0-5	.000	0-0	.000	0	4	4	4.3	1	1	1	0	3	4	14.1
Charlotte	12/10/2024	*	35:13	5-11	.455	4-9	.444	0-0	.000	0	3	3	4.1	1	2	0	0	2	14	14.1
Detroit Mercy	12/14/2024	*	25:16	6-9	.667	4-6	.667	3-4	.750	1	4	5	4.2	0	3	1	0	1	19	14.6
at Temple	12/18/2024	*	32:44	5-12	.417	4-8	.500	0-0	.000	3	3	6	4.4	2	0	1	0	2	14	14.5
Bethune-Cookman	12/21/2024	*	36:05	8-15	.533	6-12	.500	1-1	1.000	2	8	10	4.8	1	1	0	0	2	23	15.3
Eastern Mich.	12/28/2024	*	32:16	5-11	.455	3-7	.429	4-5	.800	0	5	5	4.8	1	3	0	0	2	17	15.4
at George Mason	12/31/2024	*	36:35	3-12	.250	3-7	.429	1-2	.500	0	9	9	5.1	1	1	0	0	2	10	15.0
Duquesne	01/04/2025	*	36:11	4-9	.444	3-5	.600	2-2	1.000	0	3	3	5.0	3	1	0	0	1	13	14.9
Fordham	01/11/2025	*	36:34	3-9	.333	1-6	.167	8-8	1.000	0	13	13	5.5	2	5	2	0	1	15	14.9
at La Salle	01/15/2025	*	36:49	7-17	.412	6-15	.400	0-0	.000	1	7	8	5.6	3	3	1	0	1	20	15.2
at Rhode Island	01/18/2025	*	36:56	10-15	.667	6-10	.600	2-4	.500	3	5	8	5.8	1	1	0	0	1	28	15.9
Saint Joseph's	01/21/2025	*	34:37	2-8	.250	0-3	.000	0-0	.000	1	4	5	5.7	1	2	0	0	1	4	15.3
at Richmond	01/25/2025	*	35:04	6-12	.500	3-8	.375	1-2	.500	2	8	10	6.0	1	2	0	0	1	16	15.3
George Mason	02/01/2025	*	33:58	5-16	.313	4-12	.333	3-4	.750	1	7	8	6.0	1	0	1	0	1	17	15.4
at Dayton	02/04/2025	*	36:47	5-15	.333	3-13	.231	0-0	.000	0	6	6	6.0	2	3	1	0	1	13	15.3
Richmond	02/08/2025	*	37:18	4-7	.571	2-5	.400	2-2	1.000	0	2	2	5.9	0	2	0	0	0	12	15.1
at Massachusetts	02/12/2025	*	31:08	2-10	.200	2-7	.286	0-0	.000	0	7	7	5.9	2	2	2	0	0	6	14.8
George Washington	02/15/2025	*	37:25	7-13	.538	4-10	.400	3-3	1.000	0	7	7	6.0	3	0	4	2	1	21	15.0
Loyola Chicago	02/18/2025	*	31:29	1-13	.077	0-9	.000	0-0	.000	0	4	4	5.9	1	2	1	0	0	2	14.5
Totals		**26**	**868:57**	**127-300**	**.423**	**80-205**	**.390**	**43-51**	**.843**	**17**	**136**	**153**	**5.9**	**38**	**52**	**20**	**2**	**31**	**377**	**14.5**

Player Averages

Games Played	Minutes/ game	Points/ game	FG Pct	3FG Pct	FT Pct	Rebounds/ game	Assists/ game	Turnovers/ game	Assist/Turnover ratio	Steals/ game	Blocks/ game
26	33.4	14.5	42.3	39.0	84.3	5.9	2.0	0.8	2.6	1.2	0.1

#4 LOUGHNANE, Mike

				Total		3-Pointers		Free throws		Rebounds										
Opponent	Date	GS	MIN	FG-FGA	PCT	3FG-3FGA	PCT	FT-FTA	PCT	OFF	DEF	TOT	AVG	PF	A	TO	BLK	STL	PTS	AVG
William Peace	11/04/2024	*	15:06	2-4	.500	1-2	.500	2-2	1.000	0	2	2	2.0	3	4	0	0	0	7	7.0
at Bowling Green	11/08/2024	*	24:58	1-5	.200	1-3	.333	0-0	.000	0	1	1	1.5	3	2	4	0	1	3	5.0
ETSU	11/16/2024	*	16:05	0-2	.000	0-2	.000	0-0	.000	0	1	1	1.3	1	1	0	0	0	0	3.3
VMI	11/22/2024	*	26:54	5-6	.833	2-3	.667	1-1	1.000	0	2	2	1.5	3	6	0	0	2	13	5.8
vs Arizona	11/27/2024	*	26:16	2-4	.500	2-3	.667	0-0	.000	0	4	4	2.0	1	2	2	0	1	6	5.8
vs Providence	11/28/2024	*	30:30	1-3	.333	1-2	.500	0-0	.000	0	3	3	2.2	1	3	1	1	1	3	5.3
vs Gonzaga	11/29/2024	*	21:32	1-4	.250	0-2	.000	0-0	.000	1	1	2	2.1	1	3	2	0	0	2	4.9
Charleston So.	12/06/2024	*	16:38	2-2	1.000	1-1	1.000	0-0	.000	0	3	3	2.3	0	1	2	0	1	5	4.9
Charlotte	12/10/2024	*	25:14	2-3	.667	1-2	.500	0-0	.000	0	5	5	2.6	0	4	2	0	0	5	4.9
Detroit Mercy	12/14/2024	*	20:33	1-4	.250	1-3	.333	0-0	.000	0	1	1	2.4	1	5	0	0	1	3	4.7
at Temple	12/18/2024	*	23:58	1-2	.500	1-1	1.000	0-0	.000	0	4	4	2.5	0	1	2	0	2	3	4.5
Bethune-Cookman	12/21/2024	*	21:14	1-3	.333	1-3	.333	0-0	.000	0	0	0	2.3	3	1	1	0	1	3	4.4
Eastern Mich.	12/28/2024	*	28:05	4-6	.667	4-6	.667	0-0	.000	0	2	2	2.3	2	4	2	0	0	12	5.0
at George Mason	12/31/2024	*	22:56	1-1	1.000	1-1	1.000	0-0	.000	0	0	0	2.1	0	2	2	0	2	3	4.9
Duquesne	01/04/2025	*	28:50	1-3	.333	0-2	.000	3-4	.750	0	3	3	2.2	2	5	0	1	0	5	4.9
Fordham	01/11/2025	*	25:32	2-4	.500	0-0	.000	0-2	.000	0	2	2	2.2	2	0	1	1	1	4	4.8
at La Salle	01/15/2025	*	27:33	3-8	.375	2-5	.400	1-1	1.000	0	3	3	2.2	2	3	0	0	0	9	5.1
at Rhode Island	01/18/2025	*	30:24	4-6	.667	1-3	.333	0-0	.000	1	5	6	2.4	3	2	0	0	0	9	5.3
Saint Joseph's	01/21/2025	*	26:31	1-5	.200	0-3	.000	0-0	.000	0	3	3	2.5	2	0	0	0	1	2	5.1
at Richmond	01/25/2025	*	20:54	1-3	.333	1-3	.333	0-0	.000	0	2	2	2.5	1	2	0	0	0	3	5.0
George Mason	02/01/2025	*	33:40	2-5	.400	1-4	.250	2-2	1.000	0	1	1	2.4	2	5	0	1	0	7	5.1
at Dayton	02/04/2025	*	29:47	2-6	.333	1-5	.200	1-1	1.000	0	4	4	2.5	1	1	0	0	0	6	5.1
Richmond	02/08/2025	*	25:57	5-10	.500	4-7	.571	1-2	.500	1	2	3	2.5	1	2	0	0	0	15	5.6
at Massachusetts	02/12/2025	*	31:23	3-7	.429	1-4	.250	0-0	.000	0	2	2	2.5	2	7	1	0	1	7	5.6
George Washington	02/15/2025	*	27:02	2-6	.333	1-2	.500	2-2	1.000	1	3	4	2.5	2	4	2	0	1	7	5.7
Loyola Chicago	02/18/2025	*	17:41	0-1	.000	0-1	.000	0-0	.000	0	1	1	2.5	1	0	1	0	0	0	5.5
Totals		**26**	**645:12**	**50-113**	**.442**	**29-73**	**.397**	**13-17**	**.765**	**4**	**60**	**64**	**2.5**	**40**	**70**	**25**	**4**	**16**	**142**	**5.5**

Player Averages

Games Played	Minutes/ game	Points/ game	FG Pct	3FG Pct	FT Pct	Rebounds/ game	Assists/ game	Turnovers/ game	Assist/Turnover ratio	Steals/ game	Blocks/ game
26	24.8	5.5	44.2	39.7	76.5	2.5	2.7	1.0	2.8	0.6	0.2

#8 HURLBURT, Joe

				Total		3-Pointers		Free throws		Rebounds										
Opponent	Date	GS	MIN	FG-FGA	PCT	3FG-3FGA	PCT	FT-FTA	PCT	OFF	DEF	TOT	AVG	PF	A	TO	BLK	STL	PTS	AVG
William Peace	11/04/2024		17:02	0-3	.000	0-2	.000	1-2	.500	0	6	6	6.0	1	0	1	0	0	1	1.0
at Bowling Green	11/08/2024		03:27	1-1	1.000	0-0	.000	0-0	.000	0	0	0	3.0	0	1	0	0	0	2	1.5
ETSU	11/16/2024		04:05	0-1	.000	0-1	.000	1-2	.500	2	0	2	2.7	0	0	1	0	0	1	1.3
VMI	11/22/2024		03:17	1-3	.333	1-1	1.000	0-0	.000	0	1	1	2.3	0	0	0	0	0	3	1.8
vs Arizona	11/27/2024		05:49	1-5	.200	0-3	.000	0-0	.000	1	0	1	2.0	1	0	1	0	0	2	1.8
vs Gonzaga	11/29/2024		10:37	1-1	1.000	1-1	1.000	0-0	.000	0	1	1	1.8	4	1	0	0	1	3	2.0
Detroit Mercy	12/14/2024		11:07	0-1	.000	0-0	.000	2-2	1.000	2	2	4	2.1	1	1	1	1	0	2	2.0
at Temple	12/18/2024		03:51	0-0	.000	0-0	.000	0-0	.000	0	0	0	1.9	0	0	1	0	0	0	1.8
Bethune-Cookman	12/21/2024		10:17	0-1	.000	0-0	.000	0-0	.000	0	2	2	1.9	3	1	0	0	0	0	1.6
Eastern Mich.	12/28/2024		12:27	0-0	.000	0-0	.000	4-6	.667	2	2	4	2.1	2	0	1	0	0	4	1.8
at George Mason	12/31/2024		10:04	0-3	.000	0-3	.000	0-0	.000	0	1	1	2.0	1	1	1	0	0	0	1.6
Duquesne	01/04/2025		03:57	1-2	.500	0-0	.000	0-0	.000	1	0	1	1.9	1	0	1	0	0	2	1.7
Fordham	01/11/2025		05:21	0-4	.000	0-1	.000	2-2	1.000	2	2	4	2.1	2	0	0	0	0	2	1.7
at La Salle	01/15/2025		03:38	1-2	.500	0-1	.000	0-0	.000	0	0	0	1.9	1	0	0	0	0	2	1.7
at Rhode Island	01/18/2025		05:22	0-0	.000	0-0	.000	0-0	.000	0	1	1	1.9	1	0	1	0	0	0	1.6
Saint Joseph's	01/21/2025		05:33	1-2	.500	0-1	.000	0-0	.000	1	0	1	1.8	0	0	0	0	0	2	1.6
at Richmond	01/25/2025		05:54	1-2	.500	0-1	.000	0-0	.000	0	1	1	1.8	3	0	0	0	0	2	1.6
George Mason	02/01/2025		11:22	1-2	.500	1-2	.500	0-0	.000	0	0	0	1.7	1	0	0	0	0	3	1.7
at Dayton	02/04/2025		02:12	0-0	.000	0-0	.000	0-0	.000	0	0	0	1.6	1	0	1	0	0	0	1.6
Richmond	02/08/2025		04:38	0-0	.000	0-0	.000	0-0	.000	0	0	0	1.5	0	0	0	0	0	0	1.6
at Massachusetts	02/12/2025		02:12	0-1	.000	0-0	.000	0-0	.000	1	0	1	1.5	0	0	0	0	0	0	1.5
George Washington	02/15/2025		02:03	0-0	.000	0-0	.000	0-0	.000	0	0	0	1.4	0	0	1	0	0	0	1.4
Loyola Chicago	02/18/2025		00:55	0-1	.000	0-1	.000	0-0	.000	0	0	0	1.3	0	0	0	0	0	0	1.3
Totals		**0**	**145:11**	**9-35**	**.257**	**3-18**	**.167**	**10-14**	**.714**	**12**	**19**	**31**	**1.3**	**23**	**5**	**11**	**1**	**1**	**31**	**1.3**

Player Averages

Games Played	Minutes/ game	Points/ game	FG Pct	3FG Pct	FT Pct	Rebounds/ game	Assists/ game	Turnovers/ game	Assist/Turnover ratio	Steals/ game	Blocks/ game
23	6.3	1.3	25.7	16.7	71.4	1.3	0.2	0.5	0.5	0.0	0.0

#12 ADAM, Hunter

				Total		3-Pointers		Free throws		Rebounds										
Opponent	Date	GS	MIN	FG-FGA	PCT	3FG-3FGA	PCT	FT-FTA	PCT	OFF	DEF	TOT	AVG	PF	A	TO	BLK	STL	PTS	AVG
William Peace	11/04/2024		13:52	2-3	.667	0-1	.000	0-0	.000	0	0	0	0.0	3	0	1	2	2	4	4.0
at Bowling Green	11/08/2024		10:07	0-1	.000	0-1	.000	0-0	.000	0	3	3	1.5	1	1	0	0	0	0	2.0
ETSU	11/16/2024		20:40	3-4	.750	1-2	.500	1-4	.250	1	2	3	2.0	3	0	0	0	0	8	4.0
VMI	11/22/2024		04:34	0-0	.000	0-0	.000	0-0	.000	0	2	2	2.0	1	1	0	0	0	0	3.0
vs Arizona	11/27/2024		10:54	0-0	.000	0-0	.000	0-0	.000	0	1	1	1.8	0	1	1	0	1	0	2.4
vs Providence	11/28/2024		17:22	1-3	.333	0-0	.000	0-0	.000	1	1	2	1.8	3	2	0	0	0	2	2.3
vs Gonzaga	11/29/2024		12:01	2-3	.667	1-1	1.000	0-0	.000	0	0	0	1.6	4	0	0	0	1	5	2.7
Charleston So.	12/06/2024		15:03	2-3	.667	0-1	.000	0-0	.000	0	1	1	1.5	1	0	0	0	0	4	2.9
Charlotte	12/10/2024		02:37	0-1	.000	0-1	.000	0-0	.000	0	0	0	1.3	1	0	0	0	0	0	2.6
Detroit Mercy	12/14/2024		16:21	1-4	.250	1-4	.250	0-0	.000	0	2	2	1.4	1	0	1	0	0	3	2.6
at Temple	12/18/2024		14:29	1-4	.250	0-2	.000	0-0	.000	3	1	4	1.6	2	0	1	0	0	2	2.5
Bethune-Cookman	12/21/2024		12:18	0-0	.000	0-0	.000	0-0	.000	0	1	1	1.6	4	0	0	1	0	0	2.3
Eastern Mich.	12/28/2024		14:38	0-1	.000	0-1	.000	1-2	.500	1	1	2	1.6	3	0	0	1	0	1	2.2
at George Mason	12/31/2024		18:41	4-4	1.000	3-3	1.000	0-0	.000	1	0	1	1.6	4	1	0	0	0	11	2.9
Duquesne	01/04/2025		10:16	2-2	1.000	1-1	1.000	0-0	.000	1	0	1	1.5	1	0	1	0	0	5	3.0
Fordham	01/11/2025		08:42	1-2	.500	0-1	.000	0-0	.000	0	1	1	1.5	1	0	0	0	1	2	2.9
at La Salle	01/15/2025		09:56	1-2	.500	0-1	.000	0-0	.000	1	0	1	1.5	1	1	0	0	0	2	2.9
at Rhode Island	01/18/2025		16:30	1-3	.333	0-1	.000	0-0	.000	1	3	4	1.6	3	0	0	0	0	2	2.8
Saint Joseph's	01/21/2025		01:24	0-0	.000	0-0	.000	0-0	.000	0	0	0	1.5	1	0	0	0	0	0	2.7
at Richmond	01/25/2025		22:00	0-1	.000	0-1	.000	0-2	.000	1	4	5	1.7	2	2	0	0	0	0	2.6
George Mason	02/01/2025		13:50	2-3	.667	1-1	1.000	0-0	.000	1	2	3	1.8	1	1	0	0	1	5	2.7
at Dayton	02/04/2025		18:03	1-2	.500	0-0	.000	0-0	.000	2	4	6	2.0	5	0	1	1	0	2	2.6
Richmond	02/08/2025		20:46	0-1	.000	0-0	.000	0-0	.000	1	4	5	2.1	2	0	0	0	0	0	2.5
at Massachusetts	02/12/2025		17:19	4-5	.800	2-2	1.000	0-0	.000	3	3	6	2.3	4	1	1	0	0	10	2.8
George Washington	02/15/2025		10:21	0-1	.000	0-1	.000	0-0	.000	0	0	0	2.2	5	1	0	1	1	0	2.7
Loyola Chicago	02/18/2025		23:01	3-4	.750	2-3	.667	3-4	.750	2	3	5	2.3	2	1	0	0	0	11	3.0
Totals		**0**	**355:45**	**31-57**	**.544**	**12-29**	**.414**	**5-12**	**.417**	**20**	**39**	**59**	**2.3**	**59**	**13**	**7**	**6**	**7**	**79**	**3.0**

Player Averages

Games Played	Minutes/ game	Points/ game	FG Pct	3FG Pct	FT Pct	Rebounds/ game	Assists/ game	Turnovers/ game	Assist/Turnover ratio	Steals/ game	Blocks/ game
26	13.7	3.0	54.4	41.4	41.7	2.3	0.5	0.3	1.9	0.3	0.2

#15 LOGAN, Sean

				Total		3-Pointers		Free throws		Rebounds										
Opponent	Date	GS	MIN	FG-FGA	PCT	3FG-3FGA	PCT	FT-FTA	PCT	OFF	DEF	TOT	AVG	PF	A	TO	BLK	STL	PTS	AVG
William Peace	11/04/2024	*	15:10	3-5	.600	0-0	.000	0-1	.000	3	1	4	4.0	2	2	1	0	2	6	6.0
at Bowling Green	11/08/2024	*	25:54	1-3	.333	0-2	.000	0-0	.000	0	0	0	2.0	4	2	2	6	0	2	4.0
ETSU	11/16/2024	*	08:54	0-0	.000	0-0	.000	0-0	.000	1	1	2	2.0	4	0	1	0	0	0	2.7
VMI	11/22/2024	*	22:34	3-7	.429	0-0	.000	1-1	1.000	1	7	8	3.5	5	1	1	1	0	7	3.8
vs Arizona	11/27/2024	*	20:23	3-5	.600	1-1	1.000	0-1	.000	3	2	5	3.8	3	0	1	1	2	7	4.4
vs Providence	11/28/2024	*	16:49	1-2	.500	0-1	.000	2-2	1.000	0	2	2	3.5	3	0	0	1	0	4	4.3
vs Gonzaga	11/29/2024	*	21:12	1-1	1.000	0-0	.000	0-1	.000	0	2	2	3.3	2	1	2	2	1	2	4.0
Charleston So.	12/06/2024	*	28:51	4-4	1.000	1-1	1.000	0-2	.000	1	4	5	3.5	3	0	0	2	0	9	4.6
Charlotte	12/10/2024	*	22:27	3-4	.750	0-1	.000	1-2	.500	3	1	4	3.6	3	1	0	1	0	7	4.9
Detroit Mercy	12/14/2024	*	21:00	1-3	.333	0-0	.000	1-2	.500	5	5	10	4.2	1	0	1	3	0	3	4.7
at Temple	12/18/2024	*	06:12	0-2	.000	0-0	.000	0-0	.000	1	0	1	3.9	2	0	0	1	0	0	4.3
Totals		**11**	**209:26**	**20-36**	**.556**	**2-6**	**.333**	**5-12**	**.417**	**18**	**25**	**43**	**3.9**	**32**	**7**	**9**	**18**	**5**	**47**	**4.3**

Player Averages

Games Played	Minutes/ game	Points/ game	FG Pct	3FG Pct	FT Pct	Rebounds/ game	Assists/ game	Turnovers/ game	Assist/Turnover ratio	Steals/ game	Blocks/ game
11	19.0	4.3	55.6	33.3	41.7	3.9	0.6	0.8	0.8	0.5	1.6

#20 LAPUT, Zach

				Total		3-Pointers		Free throws		Rebounds										
Opponent	Date	GS	MIN	FG-FGA	PCT	3FG-3FGA	PCT	FT-FTA	PCT	OFF	DEF	TOT	AVG	PF	A	TO	BLK	STL	PTS	AVG
William Peace	11/04/2024		18:42	6-11	.545	0-2	.000	1-2	.500	2	1	3	3.0	1	1	0	0	0	13	13.0
at Bowling Green	11/08/2024		20:11	3-10	.300	0-1	.000	0-0	.000	5	3	8	5.5	2	5	1	0	1	6	9.5
ETSU	11/16/2024		22:13	6-7	.857	0-0	.000	2-3	.667	1	2	3	4.7	2	0	0	0	1	14	11.0
VMI	11/22/2024		23:57	2-6	.333	1-5	.200	5-6	.833	2	1	3	4.3	1	5	1	0	1	10	10.8
vs Arizona	11/27/2024		21:59	2-5	.400	1-4	.250	0-0	.000	1	1	2	3.8	3	2	0	0	2	5	9.6
vs Providence	11/28/2024		08:31	0-1	.000	0-0	.000	0-0	.000	0	1	1	3.3	1	0	0	0	0	0	8.0
vs Gonzaga	11/29/2024		12:53	3-6	.500	1-3	.333	1-1	1.000	0	1	1	3.0	1	0	2	0	0	8	8.0
Charleston So.	12/06/2024		24:06	1-3	.333	1-2	.500	0-0	.000	3	2	5	3.3	2	1	1	0	0	3	7.4
Charlotte	12/10/2024		26:07	2-6	.333	2-4	.500	1-2	.500	5	2	7	3.7	0	4	1	0	0	7	7.3
Detroit Mercy	12/14/2024		16:53	2-5	.400	1-3	.333	2-2	1.000	1	2	3	3.6	2	0	1	0	0	7	7.3
at Temple	12/18/2024		30:19	4-8	.500	0-2	.000	0-0	.000	2	1	3	3.5	3	3	1	0	0	8	7.4
Bethune-Cookman	12/21/2024	*	30:37	6-9	.667	0-1	.000	3-6	.500	1	3	4	3.6	3	3	2	0	1	15	8.0
Eastern Mich.	12/28/2024	*	32:54	4-9	.444	2-3	.667	0-1	.000	1	6	7	3.8	4	2	0	0	1	10	8.2
at George Mason	12/31/2024	*	34:05	4-11	.364	2-4	.500	1-1	1.000	2	0	2	3.7	2	0	0	0	0	11	8.4
Duquesne	01/04/2025	*	32:04	6-9	.667	2-4	.500	3-5	.600	0	4	4	3.7	2	2	0	0	1	17	8.9
Fordham	01/11/2025	*	34:23	1-3	.333	0-2	.000	0-2	.000	2	3	5	3.8	2	3	1	0	1	2	8.5
at La Salle	01/15/2025	*	27:58	3-7	.429	0-2	.000	0-0	.000	2	5	7	4.0	2	3	2	0	0	6	8.4
at Rhode Island	01/18/2025	*	23:30	4-9	.444	1-5	.200	0-0	.000	0	1	1	3.8	4	2	2	0	1	9	8.4
Saint Joseph's	01/21/2025	*	31:01	4-9	.444	1-3	.333	1-2	.500	2	4	6	3.9	2	2	2	0	0	10	8.5
at Richmond	01/25/2025	*	30:27	2-5	.400	1-4	.250	1-2	.500	1	5	6	4.1	3	3	1	0	2	6	8.4
George Mason	02/01/2025	*	24:55	2-4	.500	1-2	.500	1-1	1.000	0	2	2	4.0	2	1	2	0	2	6	8.2
at Dayton	02/04/2025	*	22:44	1-4	.250	0-3	.000	0-0	.000	2	0	2	3.9	1	0	1	0	1	2	8.0
Richmond	02/08/2025	*	29:19	3-7	.429	1-4	.250	0-0	.000	2	3	5	3.9	3	1	1	0	0	7	7.9
at Massachusetts	02/12/2025	*	25:42	4-7	.571	1-2	.500	4-4	1.000	1	3	4	3.9	2	2	1	0	2	13	8.1
George Washington	02/15/2025	*	29:39	7-13	.538	1-5	.200	2-2	1.000	2	1	3	3.9	2	1	1	0	1	17	8.5
Loyola Chicago	02/18/2025	*	16:39	3-7	.429	0-2	.000	0-0	.000	1	1	2	3.8	0	0	2	0	0	6	8.4
Totals		**15**	**651:48**	**85-181**	**.470**	**20-72**	**.278**	**28-42**	**.667**	**41**	**58**	**99**	**3.8**	**52**	**46**	**26**	**0**	**18**	**218**	**8.4**

Player Averages

Games Played	Minutes/ game	Points/ game	FG Pct	3FG Pct	FT Pct	Rebounds/ game	Assists/ game	Turnovers/ game	Assist/Turnover ratio	Steals/ game	Blocks/ game
26	25.1	8.4	47.0	27.8	66.7	3.8	1.8	1.0	1.8	0.7	0.0

#22 GHEDINI, Riccardo

				Total		3-Pointers		Free throws		Rebounds										
Opponent	Date	GS	MIN	FG-FGA	PCT	3FG-3FGA	PCT	FT-FTA	PCT	OFF	DEF	TOT	AVG	PF	A	TO	BLK	STL	PTS	AVG
William Peace	11/04/2024		16:31	2-4	.500	0-1	.000	0-0	.000	1	4	5	5.0	1	4	0	0	0	4	4.0
at Bowling Green	11/08/2024		02:56	0-0	.000	0-0	.000	0-0	.000	0	0	0	2.5	1	0	0	0	1	0	2.0
ETSU	11/16/2024		02:03	0-0	.000	0-0	.000	0-0	.000	0	0	0	1.7	0	0	0	0	0	0	1.3
VMI	11/22/2024		09:09	0-2	.000	0-1	.000	0-0	.000	0	0	0	1.3	1	1	0	1	2	0	1.0
vs Arizona	11/27/2024		07:54	0-0	.000	0-0	.000	0-0	.000	0	0	0	1.0	0	1	0	0	0	0	0.8
vs Gonzaga	11/29/2024		04:56	0-1	.000	0-1	.000	0-0	.000	0	0	0	0.8	0	1	0	0	0	0	0.7
Detroit Mercy	12/14/2024		10:00	0-3	.000	0-3	.000	0-0	.000	0	0	0	0.7	1	1	0	1	1	0	0.6
Bethune-Cookman	12/21/2024		01:15	0-1	.000	0-0	.000	0-0	.000	0	0	0	0.6	0	0	1	0	0	0	0.5
Eastern Mich.	12/28/2024		01:59	0-0	.000	0-0	.000	0-0	.000	0	0	0	0.6	0	0	0	0	0	0	0.4
Saint Joseph's	01/21/2025		07:35	0-0	.000	0-0	.000	0-0	.000	0	0	0	0.5	2	2	0	0	0	0	0.4
Totals		**0**	**64:18**	**2-11**	**.182**	**0-6**	**.000**	**0-0**	**.000**	**1**	**4**	**5**	**0.5**	**6**	**10**	**1**	**2**	**4**	**4**	**0.4**

Player Averages

Games Played	Minutes/ game	Points/ game	FG Pct	3FG Pct	FT Pct	Rebounds/ game	Assists/ game	Turnovers/ game	Assist/Turnover ratio	Steals/ game	Blocks/ game
10	6.4	0.4	18.2	0.0	0.0	0.5	1.0	0.1	10.0	0.4	0.2

#23 KOCHERA, Connor

				Total		3-Pointers		Free throws		Rebounds										
Opponent	Date	GS	MIN	FG-FGA	PCT	3FG-3FGA	PCT	FT-FTA	PCT	OFF	DEF	TOT	AVG	PF	A	TO	BLK	STL	PTS	AVG
William Peace	11/04/2024	*	18:54	7-10	.700	1-1	1.000	4-4	1.000	1	4	5	5.0	0	4	1	0	2	19	19.0
at Bowling Green	11/08/2024	*	26:11	8-12	.667	2-4	.500	5-6	.833	0	6	6	5.5	3	1	3	0	0	23	21.0
ETSU	11/16/2024	*	32:02	5-9	.556	0-1	.000	3-4	.750	2	1	3	4.7	0	3	1	0	0	13	18.3
VMI	11/22/2024	*	28:44	3-6	.500	1-4	.250	2-2	1.000	0	3	3	4.3	2	5	3	0	3	9	16.0
vs Arizona	11/27/2024	*	28:58	8-18	.444	1-5	.200	3-3	1.000	0	4	4	4.2	2	2	4	0	1	20	16.8
vs Providence	11/28/2024	*	34:43	7-10	.700	0-0	.000	8-11	.727	0	5	5	4.3	1	1	1	1	0	22	17.7
vs Gonzaga	11/29/2024	*	31:12	2-7	.286	1-3	.333	3-4	.750	0	3	3	4.1	0	4	0	0	0	8	16.3
Charleston So.	12/06/2024	*	36:42	7-16	.438	1-2	.500	6-6	1.000	1	4	5	4.3	0	5	0	0	0	21	16.9
Charlotte	12/10/2024	*	30:55	3-9	.333	0-4	.000	5-9	.556	0	3	3	4.1	4	0	2	0	1	11	16.2
Detroit Mercy	12/14/2024	*	23:28	8-10	.800	1-3	.333	0-0	.000	0	6	6	4.3	0	2	0	0	0	17	16.3
at Temple	12/18/2024	*	33:44	3-12	.250	2-8	.250	0-0	.000	1	3	4	4.3	0	3	1	0	3	8	15.5
Bethune-Cookman	12/21/2024	*	36:39	6-7	.857	2-2	1.000	0-1	.000	1	3	4	4.3	1	3	2	0	1	14	15.4
Eastern Mich.	12/28/2024	*	36:01	11-13	.846	3-4	.750	9-12	.750	1	4	5	4.3	1	3	2	0	1	34	16.8
at George Mason	12/31/2024	*	36:46	1-5	.200	0-2	.000	0-0	.000	0	4	4	4.3	0	4	2	0	2	2	15.8
Duquesne	01/04/2025	*	36:05	3-9	.333	1-4	.250	0-0	.000	0	6	6	4.4	2	5	0	0	0	7	15.2
Fordham	01/11/2025	*	34:00	8-14	.571	2-3	.667	2-3	.667	2	4	6	4.5	0	2	0	0	2	20	15.5
at La Salle	01/15/2025	*	33:37	6-11	.545	1-2	.500	1-2	.500	0	2	2	4.4	3	3	1	0	3	14	15.4
at Rhode Island	01/18/2025	*	30:43	1-4	.250	0-2	.000	1-2	.500	0	3	3	4.3	1	4	3	0	0	3	14.7
Saint Joseph's	01/21/2025	*	33:16	4-9	.444	0-2	.000	0-0	.000	0	3	3	4.2	1	2	2	0	0	8	14.4
at Richmond	01/25/2025	*	36:17	3-13	.231	1-6	.167	4-4	1.000	0	2	2	4.1	0	3	1	0	2	11	14.2
George Mason	02/01/2025	*	26:57	5-11	.455	1-4	.250	0-0	.000	1	2	3	4.0	3	1	2	0	2	11	14.0
at Dayton	02/04/2025	*	35:11	6-12	.500	1-3	.333	4-4	1.000	0	8	8	4.2	3	3	2	0	2	17	14.2
Richmond	02/08/2025	*	36:42	4-13	.308	1-7	.143	0-0	.000	2	4	6	4.3	1	4	0	0	2	9	14.0
at Massachusetts	02/12/2025	*	33:39	4-11	.364	1-4	.250	3-4	.750	0	2	2	4.2	1	1	0	0	0	12	13.9
George Washington	02/15/2025	*	29:34	2-5	.400	0-2	.000	0-0	.000	1	4	5	4.2	2	4	0	0	0	4	13.5
Loyola Chicago	02/18/2025	*	29:50	4-9	.444	1-2	.500	4-5	.800	0	2	2	4.2	4	2	0	0	0	13	13.5
Totals		**26**	**830:50**	**129-265**	**.487**	**25-84**	**.298**	**67-86**	**.779**	**13**	**95**	**108**	**4.2**	**35**	**74**	**33**	**1**	**27**	**350**	**13.5**

Player Averages

Games Played	Minutes/ game	Points/ game	FG Pct	3FG Pct	FT Pct	Rebounds/ game	Assists/ game	Turnovers/ game	Assist/Turnover ratio	Steals/ game	Blocks/ game
26	32.0	13.5	48.7	29.8	77.9	4.2	2.8	1.3	2.2	1.0	0.0

#24 KATSOCK, Michael

				Total		3-Pointers		Free throws		Rebounds										
Opponent	Date	GS	MIN	FG-FGA	PCT	3FG-3FGA	PCT	FT-FTA	PCT	OFF	DEF	TOT	AVG	PF	A	TO	BLK	STL	PTS	AVG
William Peace	11/04/2024		06:12	1-1	1.000	0-0	.000	0-0	.000	0	0	0	0.0	1	0	1	0	0	2	2.0
VMI	11/22/2024		01:34	0-1	.000	0-1	.000	0-0	.000	0	0	0	0.0	0	1	0	0	0	0	1.0
Detroit Mercy	12/14/2024		00:57	1-1	1.000	1-1	1.000	0-0	.000	0	0	0	0.0	0	0	0	0	0	3	1.7
Eastern Mich.	12/28/2024		01:01	0-0	.000	0-0	.000	0-0	.000	0	0	0	0.0	0	0	0	0	0	0	1.3
Totals		**0**	**09:44**	**2-3**	**.667**	**1-2**	**.500**	**0-0**	**.000**	**0**	**0**	**0**	**0.0**	**1**	**1**	**1**	**0**	**0**	**5**	**1.3**

Player Averages

Games Played	Minutes/ game	Points/ game	FG Pct	3FG Pct	FT Pct	Rebounds/ game	Assists/ game	Turnovers/ game	Assist/Turnover ratio	Steals/ game	Blocks/ game
4	2.4	1.3	66.7	50.0	0.0	0.0	0.3	0.3	1.0	0.0	0.0

#45 BLUMS, Roberts

				Total		3-Pointers		Free throws		Rebounds										
Opponent	Date	GS	MIN	FG-FGA	PCT	3FG-3FGA	PCT	FT-FTA	PCT	OFF	DEF	TOT	AVG	PF	A	TO	BLK	STL	PTS	AVG
William Peace	11/04/2024		20:09	1-7	.143	0-3	.000	2-2	1.000	0	3	3	3.0	2	2	3	0	4	4	4.0
at Bowling Green	11/08/2024		22:47	3-10	.300	3-8	.375	2-3	.667	0	2	2	2.5	1	1	0	0	0	11	7.5
ETSU	11/16/2024		24:15	3-4	.750	1-2	.500	2-2	1.000	0	2	2	2.3	4	0	2	0	0	9	8.0
VMI	11/22/2024		16:58	2-7	.286	2-6	.333	0-0	.000	0	1	1	2.0	2	0	0	0	0	6	7.5
vs Arizona	11/27/2024		21:28	3-9	.333	1-6	.167	0-0	.000	0	1	1	1.8	3	1	0	0	0	7	7.4
vs Providence	11/28/2024		23:41	0-5	.000	0-5	.000	0-0	.000	0	2	2	1.8	1	1	1	0	0	0	6.2
vs Gonzaga	11/29/2024		24:19	5-10	.500	1-5	.200	0-0	.000	0	2	2	1.9	2	1	2	0	0	11	6.9
Charleston So.	12/06/2024		10:52	1-1	1.000	0-0	.000	0-0	.000	0	0	0	1.6	0	0	1	0	0	2	6.3
Charlotte	12/10/2024		22:03	5-10	.500	3-8	.375	0-0	.000	0	0	0	1.4	2	1	0	0	0	13	7.0
Detroit Mercy	12/14/2024		15:33	4-9	.444	4-8	.500	0-0	.000	0	2	2	1.5	1	2	5	0	0	12	7.5
at Temple	12/18/2024		16:20	0-3	.000	0-3	.000	0-2	.000	0	5	5	1.8	0	0	0	0	0	0	6.8
Bethune-Cookman	12/21/2024		14:16	0-2	.000	0-1	.000	0-0	.000	0	1	1	1.8	0	0	1	0	0	0	6.3
Eastern Mich.	12/28/2024		12:05	1-5	.200	0-3	.000	0-0	.000	0	3	3	1.8	1	2	2	0	0	2	5.9
at George Mason	12/31/2024		12:04	0-2	.000	0-2	.000	0-0	.000	0	1	1	1.8	2	1	0	0	0	0	5.5
Duquesne	01/04/2025		10:35	2-5	.400	2-5	.400	0-0	.000	0	1	1	1.7	0	1	1	0	1	6	5.5
Fordham	01/11/2025		20:48	2-5	.400	2-3	.667	0-1	.000	0	3	3	1.8	3	0	1	0	1	6	5.6
at La Salle	01/15/2025		14:30	0-2	.000	0-2	.000	0-0	.000	0	2	2	1.8	2	1	2	0	0	0	5.2
at Rhode Island	01/18/2025		11:23	1-2	.500	0-1	.000	0-0	.000	0	0	0	1.7	1	1	0	0	1	2	5.1
Saint Joseph's	01/21/2025		21:04	2-5	.400	2-4	.500	0-0	.000	2	5	7	2.0	2	0	0	0	0	6	5.1
at Richmond	01/25/2025		06:15	0-1	.000	0-0	.000	0-0	.000	0	0	0	1.9	0	0	0	0	0	0	4.9
George Mason	02/01/2025		03:31	0-2	.000	0-2	.000	0-0	.000	1	0	1	1.9	1	0	1	0	0	0	4.6
at Massachusetts	02/12/2025		05:25	2-4	.500	0-1	.000	0-0	.000	1	0	1	1.8	1	1	0	0	0	4	4.6
George Washington	02/15/2025		04:19	0-0	.000	0-0	.000	0-0	.000	0	0	0	1.7	0	0	0	0	0	0	4.4
Loyola Chicago	02/18/2025		15:22	2-4	.500	2-3	.667	0-0	.000	0	0	0	1.7	4	1	0	0	0	6	4.5
Totals		**0**	**370:02**	**39-114**	**.342**	**23-81**	**.284**	**6-10**	**.600**	**4**	**36**	**40**	**1.7**	**35**	**17**	**22**	**0**	**7**	**107**	**4.5**

Player Averages

Games Played	Minutes/ game	Points/ game	FG Pct	3FG Pct	FT Pct	Rebounds/ game	Assists/ game	Turnovers/ game	Assist/Turnover ratio	Steals/ game	Blocks/ game
24	15.4	4.5	34.2	28.4	60.0	1.7	0.7	0.9	0.8	0.3	0.0

#50 ZIMMERMAN, Luke

				Total		3-Pointers		Free throws		Rebounds										
Opponent	Date	GS	MIN	FG-FGA	PCT	3FG-3FGA	PCT	FT-FTA	PCT	OFF	DEF	TOT	AVG	PF	A	TO	BLK	STL	PTS	AVG
William Peace	11/04/2024		02:50	0-0	.000	0-0	.000	0-0	.000	0	0	0	0.0	0	0	0	0	0	0	0.0
VMI	11/22/2024		01:34	0-0	.000	0-0	.000	0-0	.000	0	1	1	0.5	0	0	0	0	0	0	0.0
Detroit Mercy	12/14/2024		00:57	0-0	.000	0-0	.000	0-0	.000	0	1	1	0.7	1	0	0	0	0	0	0.0
Eastern Mich.	12/28/2024		01:01	0-0	.000	0-0	.000	0-0	.000	0	1	1	0.8	0	0	1	0	0	0	0.0
Totals		**0**	**06:22**	**0-0**	**.000**	**0-0**	**.000**	**0-0**	**.000**	**0**	**3**	**3**	**0.8**	**1**	**0**	**1**	**0**	**0**	**0**	**0.0**

Player Averages

Games Played	Minutes/ game	Points/ game	FG Pct	3FG Pct	FT Pct	Rebounds/ game	Assists/ game	Turnovers/ game	Assist/Turnover ratio	Steals/ game	Blocks/ game
4	1.6	0.0	0.0	0.0	0.0	0.8	0.0	0.3	0.0	0.0	0.0

#51 MATHENY, Brock

				Total		3-Pointers		Free throws		Rebounds										
Opponent	Date	GS	MIN	FG-FGA	PCT	3FG-3FGA	PCT	FT-FTA	PCT	OFF	DEF	TOT	AVG	PF	A	TO	BLK	STL	PTS	AVG
William Peace	11/04/2024		03:52	0-3	.000	0-3	.000	0-0	.000	0	0	0	0.0	0	0	0	0	0	0	0.0
VMI	11/22/2024		01:34	1-1	1.000	1-1	1.000	0-0	.000	0	0	0	0.0	0	0	0	0	0	3	1.5
Detroit Mercy	12/14/2024		00:57	0-0	.000	0-0	.000	0-0	.000	0	0	0	0.0	0	0	0	0	0	0	1.0
Eastern Mich.	12/28/2024		01:01	0-0	.000	0-0	.000	0-0	.000	0	0	0	0.0	0	0	0	0	0	0	0.8
Totals		**0**	**07:24**	**1-4**	**.250**	**1-4**	**.250**	**0-0**	**.000**	**0**	**0**	**0**	**0.0**	**0**	**0**	**0**	**0**	**0**	**3**	**0.8**

Player Averages

Games Played	Minutes/ game	Points/ game	FG Pct	3FG Pct	FT Pct	Rebounds/ game	Assists/ game	Turnovers/ game	Assist/Turnover ratio	Steals/ game	Blocks/ game
4	1.9	0.8	25.0	25.0	0.0	0.0	0.0	0.0	0.0	0.0	0.0