



## CONFERENCE

### PFL COACH OF THE YEAR

2006 Tripp Merritt

### PFL DEFENSIVE PLAYER OF THE YEAR


2002 Jim Carney, LB *South Div.*  
 2003 Darryl Childers, DL *South Div.*  
 2004 Brendan Dete, LB *South Div.*  
 2005 Alex Arinsmier, LB *South Div.*

### PFL OFFENSIVE PLAYER OF THE YEAR

2004 John Leverett, RB *South Div.*

### ALL-PFL

2001 Jon Davis, OL *1st South*  
 Graham Elmore, DB *1st South*  
 Sam Fraundorf, LB *1st South*  
 Barrett Johnson, WR *HM South*  
 Scott McDonald, DL *HM South*  
 Ryan Tennis, DL *HM South*  
 2002 Jim Carney, LB *1st South*  
 Chris Costello, P *1st South*  
 Mike Chase, TE *1st South*  
 Jon Davis, OL *1st South*  
 Daniel Hanks, PK *1st South*  
 Barrett Johnson, WR *1st South*  
 Paul Nichols, QB *1st South*  
 Ryan Tennis, DL *1st South*  
 Brendan Dete, LB *HM South*  
 Adam Elmore, DB *HM South*  
 John Leverett, RB *HM South*  
 2003 Darryl Childers, DL *1st South*  
 Chris Costello, PK *1st South*



Niel Andrews

Barrett Johnson, WR *1st South*  
 John Leverett, RB *1st South*  
 2004 Brendan Dete, LB *1st South*  
 Brett Dioguardi, WR *1st South*  
 Chris Leftwich, DL *1st South*  
 John Leverett, RB *1st South*  
 Blair Reynolds, OL *1st South*  
 Kevin Saunders, DB *1st South*  
 2005 Alex Arinsmier, LB *1st South*  
 Ricky Childers, DB *1st South*  
 Brett Dioguardi, WR *1st South*  
 Will Funderburg, DL *1st South*  
 Mike Iafrate, OL *1st South*  
 Kyle Kinsell, DL *1st South*  
 Ryan Alexander, QB *HM South*  
 Ryan Hubbard, WR *HM South*  
 Zach Long, DB *HM South*  
 Brad Smith, PK *HM South*  
 2006 Niel Andrews, LB *1st*  
 Brett Dioguardi, WR *1st*  
 Patrick FitzGerald, DB *1st*  
 Mike Iafrate, OL *1st*  
 Cyrus Maddox, P *1st*  
 Brad Smith, PK *1st*  
 Ryan Alexander, QB *2nd*  
 Matt Easton, DB *2nd*  
 Jim Walter, DL *2nd*



Brad Smith

John Wilson, OL *HM*  
 George Zoekler, OL *HM*

### PFL PLAYER OF THE WEEK

2001 Ryan Tennis, DE *Sept. 1*  
 John Leverett, KR *Oct. 20*  
 Ward Gibson, RB *Nov. 10*  
 2002 Mike Chase, TE *Sept. 14*  
 Ryan Tennis, DE *Sept. 14*  
 John Leverett, KR *Sept. 28*  
 Adam Elmore, DB *Oct. 19*  
 Damion White, Hold *Oct. 19*  
 Raleigh Robinson, LB *Nov. 2*  
 Paul Nichols, QB *Nov. 9*  
 2003 Chris Costello, P/K *Sept. 7*  
 Mark Wilkerson, LB *Sept. 7*  
 Chris Costello, P/K *Sept. 21*  
 Darryl Childers, DL *Oct. 5*  
 Chris Costello, P/K *Oct. 12*  
 2004 Damion White, QB *Sept. 11*  
 Kevin Saunders, DB *Sept. 25*  
 John Leverett, RB *Oct. 9*  
 2005 Patrick FitzGerald, DB *Sept. 10*  
 Ryan Alexander, QB *Sept. 24*  
 Ryan Hubbard, WR *Oct. 8*  
 Brad Smith, PK *Oct. 8*  
 Alex Arinsmier, LB *Nov. 12*  
 Jonathon Thrasher, P *Nov. 12*  
 2006 Ryan Alexander, QB *Sept. 2*  
 Bud Crawford *Sept. 16*  
 Cyrus Maddox, P *Sept. 30*  
 Brad Smith, PK *Oct. 7*  
 Brad Smith, PK *Oct. 14*  
 Jonathon Hubbard, RB *Oct. 28*

### FCS INDEPENDENT ALL-STARS

1996 Shreve Ariail, LB *1st*  
 1997 Shreve Ariail, LB *1st*  
 1998 Clif Henry, DB *1st*  
 Bo Henderson, DL *1st*  
 Ryan Crawford, DB *1st*  
 Daniel Hanks, PK *1st*  
 Bo Henderson, DL *1st*  
 2000 Corey Crawford, WR *1st*  
 Ryan Crawford, DB *1st*  
 Bryan Fish, RB *1st*  
 Daniel Hanks, PK *2nd*  
 Bo Henderson, DL *1st*  
 Jerry Saunders, OL *2nd*

### FCS INDEPENDENT PLAYER OF WEEK

1997 Roland Williams, KR *Sept. 13*  
 Roland Williams, KR *Sept. 27*  
 1999 Bo Henderson, DL *Oct. 30*  
 Jim Carney, LB *Nov. 13*  
 2000 Ryan Hutto, DB *Sept. 9*  
 Ryan Crawford, KR *Sept. 9*  
 Ryan Crawford, ST *Sept. 16*  
 Ryan Crawford, DB *Sept. 23*  
 Ryan Crawford, ST *Oct. 7*

Adam Elmore, FS *Nov. 11*  
 Ryan Hutto, ST *Nov. 18*

### FCS INDEPENDENT COACH OF YEAR

2000 Joe Susan

### FCS INDEPENDENT DEFENSIVE MVP

2000 Ryan Crawford *Defensive Back*

### SoCon COACH OF THE YEAR

1969 Homer Smith

### SoCon PLAYER OF THE YEAR

1966 Jimmy Poole *Quarterback*  
 1969 Gordon Slade *Quarterback*

### ALL-SOUTHERN CONFERENCE

1936 Dick Johnston, G *1st*  
 1965 Pack Hindsley, DE *1st*  
 Dave Sprinkle, DB *1st*  
 1966 Jimmy Poole, QB *1st*  
 1967 Jimmy Poole, QB *1st*  
 1968 Gordon Slade, QB *1st*  
 Mike Kelly, WR *1st*  
 1969 Gordon Slade, QB *1st*  
 Mike Kelly, WR *1st*  
 Terry Esterkamp, OG *1st*  
 Ed Terry, PK *1st*  
 Whit Morrow, DB *1st*  
 1970 Mike Mikolayunas, FB *1st*  
 1972 Walt Walker, WR *1st*  
 1973 Walt Walker, WR *1st*

### SoCon PLAYER OF THE WEEK

1964 Steve Heckard, QB *Sept. 26*  
 1965 Pack Hindsley, DL *Sept. 18*  
 Pack Hindsley, DL *Nov. 25*  
 1966 Jimmy Poole, QB *Sept. 17*  
 Jimmy Poole, QB *Nov. 5*  
 1967 Kerry Keith, RB *Sept. 23*  
 1968 Gordon Slade, QB *Oct. 5*  
 Gordon Slade, QB *Oct. 12*  
 Mike Kelly, E *Oct. 26*  
 1969 Ed Terry, PK *Sept. 27*  
 Gordon Slade, QB *Oct. 11*  
 Ken Totherow, DT *Oct. 11*  
 Steve Butler, LB *Oct. 18*  
 Gordon Slade, QB *Nov. 8*  
 Ken Totherow, DT *Nov. 8*  
 George Hannen, E *Nov. 15*  
 1970 Ken Totherow, DT *Sept. 26*  
 Mike Mikolayunas, FL *Oct. 31*  
 1971 Woody Montgomery, LB *Sept. 11*  
 1972 Woody Montgomery, LB *Sept. 9*  
 Eddie Womack, DB *Oct. 7*  
 David Ingold, HB *Oct. 14*  
 1973 David Harper, QB *Oct. 20*  
 David Harper, QB *Oct. 27*



Cyrus Maddox

## NATIONAL

### ASSOCIATED PRESS ALL-AMERICAN

1934 Johnny Mackorell, HB *1st*  
 1972 Walt Walker, WR *HM*  
 1999 Ryan Crawford, DB *1st*

### AFCA FCS ALL-AMERICAN

2003 Chris Costello, PK *1st*

### THE FOOTBALL GAZETTE

#### FCS ALL-AMERICAN

2002 Mike Chase, TE *2nd*

### THE FOOTBALL GAZETTE

#### FCS MID-MAJOR ALL-AMERICAN

1999 Ryan Crawford, DB *1st*  
 Bo Henderson, DL *1st*  
 2000 Ryan Crawford, DB *1st*  
 Bryan Fish, RB *1st*  
 Bo Henderson, DL *1st*  
 Corey Crawford, WR *2nd*  
 2001 Graham Elmore, DB *2nd*  
 2002 Mike Chase, TE *1st*  
 Jon Davis, OL *2nd*  
 Daniel Hanks, PK *2nd*  
 Barrett Johnson, WR *2nd*  
 Ryan Tennis, DL *2nd*  
 2003 Chris Costello, PK *1st*  
 Barrett Johnson, WR *2nd*  
 2004 Brendan Dete, LB *1st*  
 John Leverett, RB *2nd*  
 Kevin Saunders, DB *2nd*  
 2005 Alex Arinsmier, LB *1st*  
 Patrick FitzGerald, DB *2nd*  
 Zach Long, DB *2nd*  
 2006 Ayrn Alexander, QB *2nd*  
 Niel Andrews, LB *2nd*  
 Brett Dioguardi, WR *2nd*  
 Patrick FitzGerald, DB *2nd*  
 Mike Iafrate, C *2nd*  
 Cyrus Maddox, P *2nd*  
 Brad Smith, PK *2nd*

### THE SPORTS NETWORK

#### FCS MID-MAJOR ALL-AMERICAN

2002 Mike Chase, TE *1st*  
 2003 Darryl Childers, DL *1st*  
 2005 Alex Arinsmier, LB *1st*  
 2006 Brad Smith, PK *1st*

### FCS MID-MAJOR COACH OF YEAR

2000 Joe Susan *Football Gazette*

### FCS MID-MAJOR

#### DEFENSIVE BACK OF THE YEAR

2000 Ryan Crawford *Football Gazette*

### AP NATIONAL PLAYER OF THE WEEK

1969 Gordon Slade, QB *Oct. 11*

### FCS NATIONAL PLAYER OF WEEK

2000 Ryan Crawford, ST *Oct. 7*

### COLLEGE FOOTBALL HALL OF FAME

1955 A.R. "Buck" Flowers *Halfback*

### NORTH CAROLINA

#### SPORTS HALL OF FAME

1980 Johnny Mackorell '35 *Halfback*  
 1985 Red Wilson '50 *Center*



# WILDCAT HONORS

## ACADEMIC

### CoSIDA ACADEMIC ALL-AMERICA

1957	Charlie Benson, QB	1st
1999	Eric Ferguson, FB	2nd
2005	Kyle Kinsell, DL	1st
2006	Kyle Kinsell, DL	1st

### CoSIDA ACADEMIC ALL-DISTRICT

1957	Charlie Benson, QB	1st
1992	Alden Smith, DB	1st
1996	John Cowan, OL	1st
1999	Eric Ferguson, FB	1st
2001	Blake Bergeron, DE	1st
2002	Blake Bergeron, DE	1st
2003	Kevin Saunders, DB	1st
2004	Brendan Dete, LB	1st
	Kevin Saunders, DB	1st
2005	Yeatts Anderson, DB	1st
	Kyle Kinsell, DL	1st
2006	Patrick FitzGerald, DB	1st
	Kyle Kinsell, DL	1st

### NCAA Post-Grad SCHOLARSHIPS

1963	Russell Walls
1966	Steve Smith



Kyle Kinsell

1971	Rick Lyon
1986	Lou Krempel
1997	John Cowan

### FCS ADA ACADEMIC ALL-STAR TEAM

2002	Brendan Dete	Linebacker
2004	Brendan Dete	Linebacker
2006	Kyle Kinsell	Defensive Line

### ACADEMIC ALL-PFL

2001	Paul Nichols, QB	1st
	Blake Bergeron, DL	2nd
	Jim Carney, LB	2nd
	Michael Halkitis, WR	2nd
	Daniel Hanks, PK	2nd
	Will McMurray, OL	2nd
	Ryan Tennis, DL	2nd
2002	Chris Costello, P	1st
	Brendan Dete, DL	1st
	Ken Franklin, OL	1st
	Daniel Hanks, PK	1st
	Blake Bergeron, DL	2nd
	Raleigh Robinson, LB	2nd
2003	Chris Costello, PK	1st
	Brendan Dete, LB	1st
	Barrett Johnson, WR	2nd
	Raleigh Robinson, LB	2nd
	Kevin Saunders, SS	2nd
2004	Brendan Dete, LB	1st
	Kevin Saunders, SS	1st
	Raleigh Robinson, LB	2nd
	Jordan Sundheim, TE	2nd



Jim Walter

2005	Yeatts Anderson, DB	1st
	Kyle Kinsell, DL	1st
	Bud Crawford, LB	2nd
	John Green, RB	2nd
	Blake Mitchell, LB	2nd
2006	Patrick FitzGerald, DB	1st
	Mike Iafrate, OL	1st
	Kyle Kinsell, DL	1st
	Ryan Alexander, QB	2nd
	Bud Crawford, LB	2nd
	Jim Walter, DL	2nd

### ACADEMIC ALL-SoCON

1958	Harold Westervelt, E
1959	Charlie Benson, QB
	Dave Warden, FB
1960	Mike Owen, E
1961	Mike Owen, T
	Duncan Morton, HB
	Russell Walls, G
1962	Bob Cordle, HB
	Mike Owen, T
1963	Bill Dole, T
	Britt Smith, C
1964	Steve Heckard, QB
	Steve Smith, HB
1965	Richard Short, G
	Steve Smith, FB
1974	Tom Freisher
	Jim Kleinfelder
	Bill Smith
1983	Bob Coxe
	Micah Downing
1984	Rick Boden
	Micah Downing
1985	Micah Downing
	Mike Poulos
1986	Mike Poulos
	Gary Stewart



Patrick FitzGerald

## STAT LEADERS

### FCS RECORDS

1999	Most Kicks Blocked, Season	13
	(6 punts, 4 FG, 3 PATs)	

### NATIONAL TEAM LEADER

1969	Punt Returns	21.3 ypr
------	--------------	----------

### NATIONAL INDIVIDUAL LEADER

1970	Mike Mikolayunas, Rec.	8.7 ypr
------	------------------------	---------

### NATIONAL TEAM LEADER, FCS

1998	Passing Defense	74.64 ypg
------	-----------------	-----------

### NATIONAL INDIVIDUAL LEADER, FCS

1999	Ryan Crawford, INT	0.73 ypg
------	--------------------	----------

### PFL LEADER, TEAM

2002	Sacks	3.3 spg
2005	Turnover Margin	+0.90 pg
	Sacks	2.4 spg
	Field Goals	1.1 FGpg
2006	Sacks	2.2 spg
	Field Goals	1.1 FGpg
	Field Goal Pct.	.917

### PFL LEADER, INDIVIDUAL

2001	Ryan Tennis, TFL	1.89 pg
2002	Raleigh Robinson, FF	0.50 pg
	Ryan Tennis, Sacks	0.80 spg
	Ryan Tennis, TFL	1.45 pg
2003	Darryl Childers, Sacks	1.00 spg
	John Leverett, Kick Ret.	23.5 ypr
	Mark Wilkerson, FF	0.40 pg
2004	Brendan Dete, Sacks	0.61 spg
	Brendan Dete, TFL	1.39 pg
	Chris Leftwich, FR	0.33 pg
	John Leverett, All-Purp.	195.8 ypg
2005	Alex Arinsmier, Tackles	10.8 tpg
	Jeffrey Scott, FF	0.30 pg
	Brad Smith, FG	1.11 FGpg
2006	Niel Andrews, Sacks	0.75 spg
	Bud Crawford, FF	0.30 pg
	Brett Dioguardi, Rec.	5.9 rpg
	Brad Smith, FG	1.1 FGpg
	Brad Smith, FG Pct.	.917

### SoCON LEADER, TEAM

1955	Passing Offense	150.1 ypg
	Total Defense	189.1 ypg
1956	Total Defense	209.4 ypg
	Passing Defense	42.7 ypg
1959	Passing Defense	71.9 ypg
1960	Total Defense	222.4 ypg
	Passing Defense	57.4 ypg
1964	Scoring Defense	16.9 ppg
1966	Total Offense	335.2 ypg
	Passing Offense	198.0 ypg
	Scoring Offense	23.2 ppg
1967	Total Offense	355.4 ypg
	Passing Offense	231.1 ypg
1968	Passing Offense	237.7 ypg
	Passing Defense	119.1 ypg
1969	Scoring Offense	33.3 ppg
1970	Total Offense	358.9 ypg
	Passing Offense	225.3 ypg
1972	Passing Offense	214.0 ypg
1973	Passing Offense	195.2 ypg

### SoCON LEADER, INDIVIDUAL


1966	Jimmy Poole, Tot. Off.	213.9 ypg
1968	Gordon Slade, Tot. Off.	236.8 ypg
1970	Mark Thompson, Tot. Off.	214.4 ypg
1972	Scotty Shipp, Tot. Off.	189.4 ypg
1973	Dave Harper, Tot. Off.	154.5 ypg



Bud Crawford



Jeffrey Scott



Gordon Slade

## NFL SIGNEES

1935	Johnny Mackorell, HB	N.Y. Giants
1965	Steve Heckard, End	L.A. Rams
1970	Mike Kelly, TE	Cincinnati Bengals
	Gordon Slade, QB <sup>1</sup>	Baltimore Colts
1971	Mike Mikolayunas, WR <sup>2</sup>	Baltimore Colts
1976	Joe Duncan, PK	Dallas Cowboys
1982	Ray Sinclair, FB	Seattle Seahawks
	Brian Whitmire, QB	Oakland Raiders
1986	Marcus Allen, LB	New England Patriots
1995	Mills Ariail, DL	Seattle Seahawks

<sup>1</sup>Seventh-round draft pick (174th overall)  
<sup>2</sup>14th-round draft pick (364th overall)

# SEASON AND CAREER LEADERS



## SINGLE-SEASON TOP TENS

Rushing					Receiving Yardage					Total Offense					
Rush	Yds	Avg	TD		Rec	Yds	Avg	TD		Rush	Pass	Yards			
1. Ray Sinclair, 1980	254	1339	5.3	11	1. Mike Mikolayunas, 1970	87	1128	13.0	8	1. Ryan Alexander	185	2581	2766		
2. John Leverett, 2004	208	1084	5.2	9	2. Walt Walker, 1972	62	1031	16.6	8	2. Gordon Slade, 1969	-10	2564	2554		
3. John Leverett, 2003	239	1066	4.5	12	3. Barrett Johnson, 2003	62	980	15.8	9	3. Paul Nichols, 2002	65	2189	2254		
4. Bryan Fish, 2000	256	1055	4.1	7	4. Mike Kelly, 1969	76	965	12.7	6	4. Richard Howell, 1993	753	1451	2204		
5. Ray Sinclair, 1981	232	1001	4.3	11	5. Mike Kelly, 1968	63	902	14.3	11	5. Paul Nichols, 2000	-76	2244	2168		
6. Eric Ferguson, 1999	182	975	5.4	11	6. Brett Dioguardi, 2006	59	859	14.6	6	6. Mark Thompson, 1970	-34	2199	2165		
7. Steve Smith, 1964	145	761	5.2	5	7. George Hannen, 1969	67	823	12.3	11	7. Gordon Slade, 1968	21	2109	2130		
8. Jonathon Hubbard, 2006	189	769	4.1	13	8. Gifford Piercy, 1978	37	820	22.2	8	8. Ryan Alexander, 2005	40	1991	2031		
9. Page Walley, 1977	150	759	5.1	7	9. Corey Crawford, 2000	40	784	19.6	8	9. Jimmy Poole, 1966	240	1685	1925		
10. Richard Howell, 1993	204	753	3.7	18	10. Barrett Johnson, 2002	51	766	15.0	8	10. Scotty Shipp, 1972	49	1845	1894		


Passing					Receptions					Scoring						
Att	Cmp	Yds	Pct	TD	Rec	Yds	Avg	TD		TD	FG	XP	2XP	Pts		
1. Ryan Alexander	377	215	2581	57.0	21	1. Mike Mikolayunas, 1970	87	1128	13.0	8	1. Richard Howell, 1993	18	0	0	110	
2. Gordon Slade, 1969	359	220	2564	61.3	25	2. Mike Kelly, 1969	76	965	12.7	6	2. Alvin Atkinson, 1979	15	0	0	0	90
3. Paul Nichols, 2000	293	160	2244	54.6	18	3. George Hannen, 1969	67	823	12.3	11	3. George Hannen, 1969	14	0	0	2	88
4. Mark Thompson, 1970	350	179	2199	51.1	14	4. Mike Kelly, 1968	63	902	14.3	11	4. John Leverett, 2003	14	0	0	0	84
5. Paul Nichols, 2002	308	174	2189	56.5	25	5. Walt Walker, 1972	62	1031	16.6	8	5. Jonathon Hubbard	13	0	0	0	78
6. Gordon Slade, 1968	322	190	2109	59.0	14	Barrett Johnson, 2003	62	980	15.8	9	6. Mike Chase, 2002	12	0	0	1	74
7. Ryan Alexander, 2005	300	152	1991	50.7	15	7. Brett Dioguardi	59	859	14.6	6	7. Mike Kelly, 1968	11	0	0	0	66
8. David Harper, 1973	329	175	1885	53.2	11	8. Pete Glidewell, 1966	58	629	10.8	6	Ray Sinclair, 1980	11	0	0	0	66
9. Scotty Shipp, 1972	286	149	1845	52.1	9	9. Mike Mikolayunas, 1969	57	408	7.2	4	Ray Sinclair, 1981	11	0	0	0	66
10. Jimmy Poole, 1966	259	156	1685	60.2	14	10. George Hannen, 1967	53	720	13.6	5	Eric Ferguson, 1999	11	0	0	0	66



Jonathon Hubbard



Brett Dioguardi



Ray Sinclair

## CAREER TOP TENS

Rushing					Receiving Yardage					Total Offense					
Rush	Yds	Avg	TD		Rec	Yds	Avg	TD		Rush	Pass	Yards			
1. John Leverett, 2001-04	664	3165	4.8	34	1. Brett Dioguardi, 2003-06	154	2215	14.4	13	1. Tommy Dugan, 1994-98	1329	4739	6068		
2. Ray Sinclair, 1978-81	655	3085	4.7	33	2. Barrett Johnson, 2000-03	147	2157	14.7	19	2. Paul Nichols, 1999-2002	173	5822	5995		
3. Eric Ferguson, 1996-99	599	2791	4.7	29	3. Mike Kelly, 1967-69	162	2154	13.3	17	3. Richard Howell, 1990-93	1452	4057	5509		
4. Jim Thacker, 1951-54	297	1676	5.6	18	4. Gifford Piercy, 1977-80	109	2125	19.5	19	4. Gordon Slade, 1967-69	-63	5046	4983		
5. Page Walley, 1976-78	353	1597	4.5	17	5. George Hannen, 1967-69	158	1948	12.3	16	5. Ryan Alexander, 2004-Pres	225	4572	4797		
6. Jonathon Hubbard, 2003-06	384	1587	4.1	16	6. Walt Walker, 1971-73	130	1940	14.9	10	6. Jimmy Poole, 1965-67	422	4041	4463		
7. Bruce Bannister, 1991-94	377	1561	4.1	14	7. Corey Crawford, 1997-2000	119	1884	15.8	14	7. Brian Whitmire, 1979-82	109	3325	3434		
8. Alvin Atkinson, 1977-80	322	1537	4.8	12	8. Mike Mikolayunas, 1968-70	179	1830	10.2	14	8. David Harper, 1972-75	-70	3380	3310		
9. Craig Pyles, 1976-79	314	1483	4.7	7	9. Mike Chase, 1999-2002	102	1345	13.2	18	9. John Leverett, 2001-04	3165	0	3165		
10. Richard Howell, 1990-93	421	1452	3.4	28	10. Ryan Hubbard, 2004-Pres	89	1334	15.0	11	10. Scotty Shipp, 1972-74	94	3031	3125		

Passing					Receptions					Scoring						
Att	Cmp	Yds	Pct	TD	Rec	Yds	Avg	TD		TD	FG	XP	2XP	Pts		
1. Paul Nichols, 1999-2002	837	465	5822	.556	51	1. Mike Mikolayunas, 1968-70	179	1830	10.2	14	1. John Leverett, 2001-04	40	0	0	0	240
2. Gordon Slade, 1967-69	732	441	5046	.602	41	2. Mike Kelly, 1967-69	162	2154	13.3	17	2. Daniel Hanks, 1999-2002	0	34	109	0	211
3. Tommy Dugan, 1994-98	761	372	4739	.489	31	3. George Hannen, 1967-69	158	1948	12.3	16	3. Eric Ferguson, 1996-99	33	0	0	2	202
4. Ryan Alexander, 2004-Pres	677	367	4572	.542	36	4. Brett Dioguardi, 2003-06	154	2215	14.4	13	4. Ray Sinclair, 1978-81	33	0	0	0	198
5. Richard Howell, 1990-93	665	310	4057	.466	26	5. Barrett Johnson, 2000-03	147	2157	14.7	19	5. Richard Howell, 1990-93	27	0	0	2	166
6. Jimmy Poole, 1965-66	669	370	4041	.553	32	6. Walt Walker, 1971-73	130	1940	14.9	10	6. Alvin Atkinson, 1977-80	25	0	0	3	156
7. David Harper, 1972-74	603	298	3380	.494	22	7. Corey Crawford, 1997-2000	119	1884	15.8	14	7. Tommy Dugan, 1994-98	24	0	0	3	150
8. Brian Whitmire, 1978-81	482	235	3325	.488	31	8. Gifford Piercy, 1977-80	109	2125	19.5	19	8. Jim Thacker, 1951-54	21	0	0	0	126
9. Al Rhyne, 1976-79	412	192	3079	.466	25	9. Pete Glidewell, 1965-67	109	1086	10.0	13	9. George Hannen, 1967-69	20	0	0	2	124
10. Steve Bradley, 1983-86	613	272	3059	.444	16	10. Gary Pomeroy, 1972-74	104	1329	12.8	8	10. Drew Fassett, 1990-93	1	14	71	0	119



# INDIVIDUAL RECORDS

DAVIDSON

## RUSHING

### Attempts

**Career:** 664, John Leverett, 2001-04  
**Season:** 254, Ray Sinclair, 1980  
**Game:** 36, John Weibel v. Citadel, Nov. 18, 1972; Ray Sinclair v. Catawba, Nov. 18, 1981; John Leverett v. Jacksonville, Oct. 11, 2003

### Yardage

**Career:** 3,165, John Leverett, 2001-04  
**Season:** 1,339, Ray Sinclair, 1980  
**Game:** 260, Ray Sinclair v. Catawba, Nov. 18, 1981  
**Longest Rush:** 98, Jim Thacker v. George Washington, Nov. 14, 1952

### Average per carry

**Career:** 5.64, Jim Thacker, 1951-54  
**Season:** 7.3, Johnny Gray, 1952  
**Game:** 13.8, Lorenzo Moll v. Sewanee, Sept. 20, 1997

### Touchdowns

**Career:** 34, John Leverett, 2001-04  
**Season:** 18, Richard Howell, 1993  
**Game:** 4, Ray Sinclair v. Catawba, Nov. 18, 1981; Mike Longmire v. Georgetown (Ky.), Sept. 10, 1982; Richard Howell v. Bridgewater, Nov. 13, 1993; Jonathon Hubbard v. Valparaiso, Oct. 28, 2006

## PASSING

### Attempts

**Career:** 837, Paul Nichols, 1999-2002  
**Season:** 377, Ryan Alexander, 2006  
**Game:** 63, Steve Bradley v. Bucknell, Sept. 21, 1985

### Completions

**Career:** 465, Paul Nichols, 1999-2002  
**Season:** 220, Gordon Slade, 1969  
**Game:** 37, Dave Harper v. William & Mary, Oct. 20, 1973

### Completion Percentage

**Career:** 60.2, Gordon Slade, 1967-69  
**Season:** 61.3, Gordon Slade, 1969  
**Game:** 74.4, Gordon Slade v. Richmond, Oct. 11, 1969

### Yardage

**Career:** 5,822, Paul Nichols, 1999-2002  
**Season:** 2,581, Ryan Alexander, 2006  
**Game:** 431, Damion White v. Coastal Carolina, Sept. 11, 2004  
**Longest Pass:** 89, Earl Cole v. Wm. & Mary, Oct. 13, 1962

### Touchdowns

**Career:** 51, Paul Nichols, 1999-2002  
**Season:** 25, Gordon Slade, 1969; Paul Nichols, 2002  
**Game:** 5, Auburn Lambeth v. Richmond, Nov. 18, 1950; Gordon Slade v. East Carolina, Nov. 8, 1969; Paul Nichols v. Austin Peay, Nov. 9, 2002

### Interceptions

**Career:** 45, Tommy Dugan, 1994-98  
**Season:** 22, Scotty Shipp 1972  
**Game:** 5, Jack Ruth v. Washington & Lee, Sept. 22, 1952; Gordon Slade v. Vanderbilt, Nov. 22, 1969; Scotty Shipp v. Wofford, Oct. 21, 1972; Scotty Shipp v. Citadel, Nov. 18, 1972; Paul Nichols v. Jacksonville, Sept. 8, 2001; Ryan Alexander v. Drake, Nov. 4, 2006  
**Consec. attempts without INT:** 150, Ryan Alexander, Oct. 7, 2006-Nov. 11, 2006



Mike Mikolayunas

## RECEIVING

### Receptions

**Career:** 179, Mike Mikolayunas, 1968-70  
**Season:** 87, Mike Mikolayunas, 1970  
**Game:** 17, Mike Mikolayunas v. Richmond, Oct. 11, 1969

### Yardage

**Career:** 2,215, Brett Dioguardi, 2003-06  
**Season:** 1,128, Mike Mikolayunas, 1970  
**Game:** 248, Rick Lyon v. Bucknell; Oct. 10, 1970  
**Single Reception:** 89, Steve Heckerd v. William & Mary; Oct. 13, 1962

### Average per reception

**Career:** 19.5, Gifford Piercy, 1977-80  
**Season:** 26.8, Stan Brown, 1975

### Touchdowns

**Career:** 19, Gifford Piercy, 1977-80; Barrett Johnson, 2000-03  
**Season:** 12, Mike Chase, 2002  
**Game:** 3, George Hannen v. Toledo, Dec. 26, 1969; Mike Chase v. Jacksonville, Sept. 14, 2002; Barrett Johnson v. Butler, Sept. 20, 2003; Ryan Hubbard v. Austin Peay, Oct. 8, 2005

## KICKING

### Field Goal Conversions

**Career:** 34, Daniel Hanks, 1999-2002  
**Season:** 11, Daniel Hanks, 2000; Brad Smith, 2006  
**Game:** 3, Ed Terry v. UConn, Oct. 12, 1968; Woody Montgomery v. Furman, Oct. 14, 1972; James Brown v. Millsaps, Sept. 9, 1989; Daniel Hanks v. Austin Peay, Nov. 13, 1999 and v. Emory & Henry, Sept. 28, 2002; Chris Costello v. VMI, Sept. 6, 2003; Brad Smith v. Lenoir-Rhyne, Sept. 17, 2005; Brad Smith v. Wingate, Sept. 9, 2006  
**Longest:** 52 yards, Joe Duncan v. Guilford, Oct. 4, 1975; Chris Costello v. Morehead State, Oct. 18, 2003

### Field Goal Attempts

**Career:** 52, Daniel Hanks, 1999-2002  
**Season:** 17, Daniel Hanks, 2000  
**Game:** 5, Daniel Hanks v. Newberry, Sept. 21, 2002

### PAT Conversions

**Career:** 109, Daniel Hanks, 1999-2002  
**Season:** 44, Ed Terry, 1969  
**Game:** 11\*, Ed Terry v. Furman, Sept. 27, 1969  
**Consecutive:** 38, Brian Langley, 1997-98

### PAT Attempts

**Career:** 116, Daniel Hanks, 1999-2002  
**Season:** 46, Ed Terry, 1969  
**Game:** 11\*, Ed Terry v. Furman, Sept. 27, 1969

### Punting Yardage

**Career:** 7,310, Wayne Paymer, 1978-81  
**Season:** 3,005, Joe Duncan, 1975  
**Game:** 460, Gary Pomeroy v. Richmond, Sept. 15, 1973  
**Single Punt:** 72, Cyrus Maddox v. San Diego, Sept. 30, 2006

## SCORING

### Points

**Career:** 240, John Leverett, 2001-04  
**Season:** 110, Richard Howell, 1993  
**Game:** 26, Richard Howell v. Bridgewater, Nov. 13, 1993

### Touchdowns

**Career:** 40, John Leverett, 2001-04  
**Season:** 18, Richard Howell, 1993  
**Game:** 4, Jim Thacker v. Richmond, Nov. 8, 1952 and v. West Virginia Tech, Oct. 30, 1954; Ray Sinclair v. Catawba, Nov. 18, 1981; Mike Longmire v. Georgetown (Ky.), Sept. 10, 1982; Richard Howell v. Bridgewater, Nov. 13, 1993

## RETURNS

### Punting Average

**Career:** 40.3, Wayne Paymer, 1978-82  
**Season:** 42.3, Jim Thacker, 1953

### Punt Returns

**Career:** 60, Alden Smith, 1990-93  
**Season:** 28, Alden Smith, 1991  
**Game:** 8, Alden Smith v. Charleston So., Oct. 26, 1991

### Punt Return Yardage

**Career:** 505, George Hannen, 1967-69  
**Season:** 477, George Hannen, 1969  
**Game:** 123, Ben Coxton v. Presbyterian, Oct. 17, 1953  
**Longest Return:** 94, George Hannen v. Wofford, Nov. 15, 1969

### Punt Return Average

**Career:** 18.0\*, George Hannen, 1967-69  
**Season:** 27.0, Brian Overcash, 1986

### Kickoff Returns

**Career:** 68, Aaron Edwards, 1984-87  
**Season:** 32, Mike Cate, 1983  
**Game:** 8, Aaron Edwards v. Furman, Oct. 31, 1987; John Leverett v. San Diego, Oct. 23, 2004

### Kickoff Return Yardage

**Career:** 1,562, John Leverett, 2001-04  
**Season:** 616, Kirk Konert, 2006  
**Game:** 172, John Leverett v. San Diego, Oct. 23, 2004  
**Single Return:** 100\*\*, Roy White v. Harvard, Nov. 1, 1952; John Leverett v. Randolph-Macon, Oct. 20, 2001

### Kickoff Return Average

**Career:** 24.8, John Leverett, 20001-04  
**Season:** 29.4, Mike Mabry, 1974

## DEFENSE

### All Kick (Punt, KO) Returns

**Career:** 118, Alden Smith, 1990-93  
**Season:** 52, Alden Smith, 1992

### All Kick Return Yardage

**Career:** 1,724, Alden Smith, 1990-93  
**Season:** 755, Mike Cate, 1983

### Interceptions

**Career:** 17, Whit Morrow, 1967-69; Ryan Crawford, 1997-2000  
**Season:** 9, Jake Wade, 1949; Bobby Renn, 1952; Charlie Benson, 1957  
**Game:** 4\*, Jake Wade v. N.C. State, Oct. 8, 1949; Charlie Benson v. VMI, Oct. 12, 1957

### Interception Return Yardage

**Career:** 277, Clif Henry, 1995-98  
**Season:** 145, Clif Henry, 1998  
**Longest Return:** 94, Jake Wade v. N.C. State, Oct. 10, 1949; Grant McRorie v. Richmond, Oct. 29, 1960

### Fumble Returns

**Longest:** 82, Brendan Dete v. Newberry, Sept. 21, 2002

### Sacks

**Career:** 28.5, Bo Henderson, 1997-2000  
**Season:** 11.0, James Cassidy, 1995; Darryl Childers, 2004  
**Game:** 4.0, Bo Henderson at San Diego, Oct. 14, 2000

### Blocked Kicks

**Career:** 12, Ryan Crawford, 1997-2000  
**Season:** 6\*\* (4 punts, 2 FG), Ryan Crawford, 2000



## RUSHING

### Yardage

Season: 2439, 1977  
Game: 587, v. Wofford, Oct. 22, 1921

### Attempts

Season: 558, 1977  
Game: 70, v. Southwestern, Sept. 27, 1980

## PASSING

### Completions

Season: 226, 1969  
Game: 37, v. William & Mary, Oct. 20, 1973

### Attempts

Season: 389, 1972  
Game: 63, v. Bucknell, Sept. 21, 1985

### Net Yards

Season: 2646, 1969  
Game: 431, v. Coastal Carolina, Sept. 11, 2004

### Interceptions

Season: 28, 1972; 1985  
Game: 5, eight times, most recently v. Drake, Nov. 4, 2006



Jim Thacker

## SCORING

### Touchdowns

Season: 51, 1969  
Game: 13, v. Wofford, Oct. 22, 1921  
Game, Both Teams: 17, v. Furman (9), Nov. 3, 1979  
Half: 8 (1st), v. Furman, Sept. 27, 1969  
Quarter: 7 (2nd), v. Furman, Sept. 27, 1969

### Points

Season: 366, 1969  
Game: 87, v. Wofford, Oct. 22, 1921  
Game, Both Teams: 118, Furman 63, Davidson 55, Nov. 3, 1979  
Half: 56 (1st), v. Furman, Sept. 27, 1969  
Quarter: 49 (2nd), v. Furman, Sept. 27, 1969  
Fewest, Season: 6, 1897, 1898  
Fewest, Game: 0, 179 times, last time v. VMI, Sept. 3, 2005  
Consecutive Games Not Shutout: 56, Sept. 11, 1999 - Oct. 16, 2004  
Largest Deficit Overcome: 27, v. East Carolina, Nov. 8, 1969 (42-27 victory)  
Largest Fourth-Quarter Deficit Overcome: 20, v. Georgetown, Oct. 16, 1999 (28-27 victory)

## KICKING

### Field Goal Conversions

Season: 11, 2000; 2005  
Game: 3, v. Furman, Oct. 14, 1972; v. Millsaps, Sept. 9, 1989; v. Austin Peay, Nov. 13, 1999; v. Emory & Henry, Sept. 28, 2002; v. Lenoir-Rhyne, Sept. 17, 2005; v. Austin Peay, Oct. 8, 2005; v. Wingate, Sept. 9, 2006

### Field Goal Attempts

Season: 17, 2000  
Game: 5, v. Furman, Oct. 14, 1972; v. Newberry, Sept. 21, 2002

### PAT Conversions

Season: 46, 1969  
Game: 11, v. Furman, Sept. 26, 1969

## MISCELLANEOUS

### First Downs

Season: 227, 1969  
Game: 34, v. Wofford, Oct. 22, 1921

### Net Yards Gained

Season: 4151, 1969  
Game: 777, v. Erskine, Sept. 21, 1946  
Game, Both Teams: 1123, v. Furman, Nov. 3, 1979 (Dav 497, Fur 626)

### Passes Intercepted

Season: 28, 1999  
Game: 6, v. Greensboro College, Sept. 10, 2005

### Blocked Kicks


Season: 13\*, 1999  
Game: 3, v. Hampden-Sydney, Oct. 30, 1999

### Victories

Most: 10, 2000  
Fewest: 0, 1943, '53, '86, '88  
Consecutive: 18, 1999-2001  
Percentage: 1.000 (10-0), 2000

### Losses

Most: 10, 1985, '87, '88  
Fewest: 0, 2000  
Consecutive: 18, 1985-87



Jack Wade

## WILDCAT CAPTAINS

1897 J.A. Steele	1936 R.S. Johnson	1964 Steve Heckard	1980 Alvin Atkinson	Mills Ariail
1899 C.W. Hewitt	1937 Bailey Williams	Will Jackson	Pat Sheridan	1995 Bo Bartholomew
1900 Fitzpatrick	1938 Dave Warden	1965 Pack Hindsley	1981 Mickey Dillon	James Cassidy
1901 M.M. Caldwell	1939 George Richmond	1966 Tommy Dews	Bill Price	Will Robinson
1904 W.M. Fetzner	1940 Jay Bolin	1967 Jimmy Poole	1982 Jeff Kane	1996 A.R. Barrington
1906 H.W. McKay	1941 Frank Caldwell	Walter Greene	Robbie Thornsberry	John Cowan
1907 N.B. Edgerton	1942 Ben Lacy	1968 Lweis Homer	Leonard Walker	1997 Brian Cowan
1908 W.A. Elliott	1946 Captains by game	Terry Esterkamp	1983 Will Bynum	Tommy Dugan
1909 LeRoy Dunn	1947 Captains by game	1969 Steve Butler	Mike Harbert	Clif Henry
1910 DeWitt Kluttz	1948 Captains by game	1970 Rick Lyon	Keith Martin	Chris Hess
1911 Everett Booe	1949 Captains by game	Mike Mikolayunas	Bob Miller	1998 Tommy Dugan
1912 E.H. Graham	1950 Captains by game	1971 Jim Ellison	1984 Unknown	Chris Frederick
1914 James E. Howell	1951 Bill Freeman	Woody Montgomery	Lou Krempel	Tom Ting
1915 C.L. Walker	Jerry Kiser	Robert Norris	1986 Marcus Allen	1999 Eric Ferguson
1916 B.N. White, Jr.	1952 Arnold Whisnant	Johnny Ribet	1987 Howard Humphries	2000 Bo Henderson
1917 C.B. Robson	Dick Kelley	1972 Andy Davis	1988 David Lilley	2001 Sam Fraundorf
1919 H.M. Spann	1953 Ben Craig	Woody Montgomery	1989 Kenny Nazemetz	Ward Gibson
1920 John S. Moore	Neil Graham	1973 Jim Hankinson	Harry Schiavi	Paul Nichols
1921 D.L. LaFar	1954 Dickie Davis	Eddie Williamson	1990 Ralph Isernia	2002 Jim Carney
1922 John S. Moore	Jim Thacker	1974 Dave Harper	Milt Watson	Paul Nichols
1923 E.S. Faison	1955 Harley Smith	George Weicker	Chris Woods	2003 Darryl Childers
1924 C.M. Davis	Harold Davis	1975 Jon Perry	1991 Ashton Loyd	Wilson McDowell
1925 W.M. "Wick" Black	1956 Dick Belton	Roger Whitley	Matt Matheny	Chris Monfietto
1926 L.W. Wells	Don McRee	1976 Paul Andrews	Martin McCann	2004 Brendan Dete
1927 W.R. Grey, Jr.	1957 Bill Price	Jay Kopel	Erik Moledor	John Leverett
1928 A.W. Wyatt	Dave Fagg	1977 Frank Fields	Tony Perez	Kevin Saunders
1929 Thad Brock	1958 Craig Wall	Cliff Hester	1992 Nate Fenwick	Alex Arinsmier
1930 Walter Fraley	Charlie James	Chip Howell	Dan Lamar	Ricky Childers
1931 L.S. Raker	1959 Dave Warden	1978 Wyatt Alston	Ashton Loyd	Jonathon Hubbard
1932 U.B. Gardner	Charlie Benson	Frank Stokes	Matt Matheny	Niel Andrews
1933 C.M. Rives	1960 Captains by game	Gary Fields	Martin McCann	Jonathon Hubbard
1934 Johnny Mackorell	1961 Captains by game	1979 Phil Gilbert	1993 Richard Howell	Michael Iafate
1935 H.A. Cathey	1962 Captains by game	Craig Pyles	Alden Smith	Kyle Kinsell
C.L. Windham	1963 Captains by game	Mike Sheridan	1994 Jason Branch	



# ANNUAL LEADERS


DAVIDSON



John Leverett



Tommy Dugan



Mike Kelly

## RUSHING

Year	Player	Rush	Yds	TD	Avg
2006	Jonathon Hubbard	189	769	13	4.1
2005	Jonathon Hubbard	126	497	2	3.9
2004	John Leverett	208	1084	9	5.2
2003	John Leverett	239	1066	12	4.5
2002	John Leverett	115	550	8	4.8
2001	Ward Gibson	134	479	3	3.6
2000	Bryan Fish	256	1055	7	4.1
1999	Eric Ferguson	182	975	11	5.4
1998	Eric Ferguson	166	633	4	3.8
1997	Eric Ferguson	116	588	6	5.1
1996	Eric Ferguson	135	595	8	4.4
1995	Lorenzo Moll	130	524	1	4.0
1994	Chris Leak	150	643	3	4.3
1993	Richard Howell	204	753	18	3.7
1992	Richard Howell	107	383	4	3.6
1991	Shane Mills	80	327	4	4.1
1990	Terry Hines	76	488	5	6.4
1989	Ralph Isernia	120	573	5	4.7
1988	Terry Hines	94	390	2	4.0
1987	Bryn Robinson	140	449	3	3.2
1986	Aaron Edwards	49	109	0	2.2
1985	Aaron Edwards	71	253	4	3.6
1984	David Turner	129	578	0	4.9
1983	Mike Cate	97	400	2	4.1
1982	Leonard Walker	148	671	3	4.5
1981	Ray Sinclair	232	1001	11	4.3
1980	Ray Sinclair	254	1339	11	5.3
1979	Ray Sinclair	142	620	10	4.4
1978	Alvin Atkinson	135	626	2	4.6
1977	Page Walley	150	759	7	5.1
1976	Page Walley	95	396	4	4.2
1975	Steve Stec	100	343	6	3.4
1974	Larry Hardaway	111	372	1	3.4
1973	Dave Ingold	58	310	4	5.3
1972	John Weibel	156	581	3	3.7
1971	Johnny Ribet	141	495	7	3.6
1970	Johnny Ribet	131	625	5	4.8
1969	John Zaharov	97	509	4	5.2
1968	Kerry Keith	121	377	5	3.1
1967	Kerry Keith	155	719	9	4.6
1966	Bill Taylor	108	458	6	4.2
1965	Steve Smith	120	373	4	3.1
1964	Steve Smith	145	761	5	5.2
1963	Pat Fisher	63	266	2	4.2
1962	Bob Cordle	56	243	1	4.3
1961	Alex Gibbs	58	259	0	4.5
1960	Alex Gibbs	64	278	1	4.3
1959	Dave Warden	64	222	1	3.5
1958	Paul Barbee	107	384	3	3.5
1957	Dave Warden	75	292	1	3.8
1956	Don McRee	94	474	3	5.0
1955	Don McRee	71	309	1	4.3
1954	Henry Brown	80	457	1	5.7
1953	Jim Thacker	85	423	1	5.0
1952	Jim Thacker	82	546	9	6.7
1951	Jim Thacker	80	437	2	5.5
1950	Roy White	78	486	3	6.2
1949	C.L. Runyan	110	347	3	3.1
1948	Mac Erwin	155	368	2	2.4
1947	Mac Erwin	103	360	3.5	
1946	Carl Sheppard	58	359	6.1	

## PASSING

Year	Player	Att	Comp	Yds	TD
2006	Ryan Alexander	377	215	2581	21
2005	Ryan Alexander	300	152	1991	15
2004	Damion White	179	81	1049	5
2003	Damion White	157	78	1266	12
2002	Paul Nichols	308	174	2189	25
2001	Paul Nichols	200	108	1163	7
2000	Paul Nichols	293	160	2244	18
1999	Shaun Tyrance	159	64	864	4
1998	Tommy Dugan	165	80	966	9
1997	Tommy Dugan	206	101	1382	8
1996	Tommy Dugan	199	101	1456	7
1995	Tommy Dugan	191	90	935	7
1994	Kevin Holzworth	217	104	1222	5
1993	Richard Howell	225	107	1451	5
1992	Richard Howell	207	98	1198	10
1991	Richard Howell	138	64	757	5
1990	Mark Wainwright	79	44	686	2
1989	Peter Hughes	140	71	987	8
1988	Peter Hughes	202	88	1054	2
1987	Peter Hughes	117	57	649	2
1986	Steve Bradley	209	96	1148	6
1985	Steve Bradley	249	113	1101	4
1984	Steve Bradley	151	60	759	5
1983	Keith Martin	184	96	993	5
1982	Keith Martin	159	74	772	2
1981	Brian Whitmire	130	67	897	7
1980	Brian Whitmire	227	114	1549	14
1979	Al Rhyne	150	76	1125	7
1978	Al Rhyne	156	68	1329	13
1977	Bob McCarthy	88	48	663	3
1976	Bob McCarthy	82	41	403	3
1975	Sid Osborne	53	17	283	1
1974	Dave Harper	171	83	986	8
1973	Dave Harper	329	175	1885	11
1972	Scotty Shipp	286	149	1845	9
1971	Scotty Shipp	233	97	1135	3
1970	Mark Thompson	350	179	2199	14
1969	Gordon Slade	359	220	2564	25
1968	Gordon Slade	322	190	2109	14
1967	Jimmy Poole	264	157	1602	9
1966	Jimmy Poole	259	156	1685	14
1965	Jimmy Poole	146	67	754	9
1964	Steve Heckard	126	63	650	3
1963	Earl Cole	109	54	588	1
1962	Earl Cole	112	48	735	6
1961	Earl Cole	136	56	759	8
1960	Tee Redding	54	24	297	2
1959	Charlie Benson	87	40	617	3
1958	Charlie Benson	115	52	620	5
1957	Charlie Benson	78	45	582	5
1956	Dyke Little	59	28	462	4
1955	Dick Belton	130	60	839	4
1954	Dyke Little	61	16	382	4
1953	Bill Rowland	69	23	192	1
1952	Jack Ruth	72	32	335	3
1951	Jack Ruth	122	50	616	3
1950	Auburn Lambeth	138	76	895	13
1949	Auburn Lambeth	124	65	860	3
1948	Auburn Lambeth	118	64	510	5
1947	Bert Anderton	39	24	351	
1946	Bert Anderton	35	16	185	

## RECEIVING

Year	Player	Rec	Yds	TD	Avg
2006	Brett Dioguardi	59	859	6	14.6
2005	Brett Dioguardi	36	485	2	13.5
2004	Brett Dioguardi	29	329	2	11.3
2003	Barrett Johnson	62	980	9	15.8
2002	Barrett Johnson	51	766	8	15.0
2001	Barrett Johnson	34	411	2	12.1
2000	Mike Chase	41	521	4	12.7
1999	Corey Crawford	29	364	1	12.6
1998	Corey Crawford	30	416	3	13.9
1997	Eric Sapp	37	427	0	11.5
1996	Pete Perri	23	322	1	14.0
1995	Kirk Roberts	34	335	3	9.9
1994	Kirk Roberts	35	401	0	11.5
1993	Shane Mills	24	393	0	16.4
	Ike Bailey	24	368	0	15.3
1992	Dan Lamar	41	628	6	15.3
1991	John Bodkin	29	377	3	13.0
1990	Dan Lamar	29	485	4	16.7
1989	Ralph Isernia	29	394	2	13.6
1988	Mike Carney	29	350	0	12.1
1987	Robert Sickles	23	369	1	16.0
1986	Shawn Teel	26	275	4	10.6
1985	Jay Poag	37	406	2	11.0
1984	David Turner	29	285	3	9.8
1983	Jeff McSwain	31	407	2	13.1
1982	Leonard Walker	24	240	0	10.0
1981	Todd Hermetz	31	447	4	14.4
1980	Mickey Dillon	29	216	4	7.5
1979	Gifford Piercy	44	755	6	17.2
1978	Gifford Piercy	37	820	8	22.2
1977	Joel Golmont	19	282	0	14.8
1976	Larry Crees	15	174	1	11.6
1975	Stan Brown	8	214	0	26.7
1974	Gary Pomeroy	51	744	4	14.6
1973	Walt Walker	52	606	2	11.7
1972	Walt Walker	62	1031	8	16.6
1971	Andy Davis	29	368	1	13.4
1970	Mike Mikolayunas	87	1128	8	11.8
1969	Mike Kelly	76	965	6	12.6
1968	Mike Kelly	63	902	11	14.3
1967	George Hannen	53	720	5	13.6
1966	Pete Glidewell	58	629	6	10.8
1965	Ken Kendall	28	342	4	12.2
1964	Steve Smith	20	173	1	8.7
1963	Steve Heckard	17	176	1	10.4
1962	Steve Heckard	26	519	6	20.0
1961	Alex Gibbs	14	176	3	12.6
1960	Danny House	11	212	1	19.3
1959	Danny House	32	462	3	14.4
1958	Danny House	25	350	2	14.0
1957	Craig Wall	24	446	6	18.6
1956	Bill Gramley	11	157	0	14.3
1955	Bill Gramley	22	331	1	15.0
1954	Tom Newton	10	171	1	17.1
1953	Harley Smith	13	53	0	4.1
1952	Dick Kelly	17	240	3	14.1
1951	Bob Turk	13	180	0	13.8
	Dick Kelly	13	145	0	11.2
1950	Bob Turk	25	219	3	8.8
1949	Barnard Brown	34	404	2	11.9
1948	Buddy Cheek	20	195	4	9.8
	Mike Williams	20	170	3	8.5



## AAA

Bill Abernathy	1953-55
Luis Abreu	1975-77
Bill Acker	1950
Rhea Adams	1948
Andrew Aldrich	2006
Ryan Alexander	2005-06
Marcus Allen	1983-86
Wyatt Alston	1977-78
Bert Anderton	1947-48
Bob Amos	1952
Frank Anderson	1958-59
Yeatts Anderson	2002-05
Paul Andrews	1973-76
Ernie Andrews	1982-84
Niel Andrews	2002, '04-06
Joe Ansley	1960-62
Mikio Aoki	1989
Jay Ariail	1995-96
Mills Ariail	1991-94
Shreve Ariail	1994-97
Alex Arinsmier	2002-05
Ryan Arnold	2002-05
Alvin Atkinson	1977-80
Matt Auker	1978-79
Gray Austin	1996
Seyi Ayoridne	2006



Ike Bailey

## BBB


Tee Bahnson	1997, '99-00
Aaron Baila	2003
Atmire Bailey	1978-80
Ike Bailey	1991-94
John Bailey	1947-48
Brent Baker	1981-82
Stan Baker	1996
Peter Bakke	2005-06
Jack Ballenger	1968-70
Bill Bankhead	1960-62
Bruce Bannister	1991-94
Thomas Bannister	1992
John Barbee	1969-71
Paul Barbee	1956-58
David Barnard	1977-78
Chad Barnes	2005-06
Jebo Barnes	1988-91
A.R. Barrington	1993-96
Jack Barry	1990-93
Bo Bartholomew	1992-95
Leonard Baugham	1968-70
Mike Bass	1978
John Bazos	1979
Burce Becker	1972
Bret Beebe	1984
Freeman Belser	1997-98, 2000
Dick Belton	1954-56
Kirk Benedict	2006

Leonel Benoist	1989-92
Charlie Benson	1957-59
Blake Bergeron	2000-02
Matt Berry	1997-00
Paul Biggers	1956-58
Barry Billington	1961-63
Craig Binkley	1981
Lindsey Bishop	1966-67
Mark Blackman	1982
Jerry Blackstock	1963-65
Chad Blackwelder	1992
K.J. Blackwell	2005-06
Jeff Blake	1998
John Blake	1994-95
Lyle Blalock	1963-64
Dick Blanks	1948
Andy Blanton	2000
Jeff Blanton	1986
Jim Bloomfield	1957-59
Jeremy Bloxson	2003-06
John Bodkin	1989-92
Brian Bokor	1999-00
Brad Boland	1995-98
Brett Boretti	1990
Chris Boslet	1975-78
Byers Bowen	2002-04
Daniel Bowman	1986-87
William Boyd	1947
Ray Boyett	1986
Ellis Boyle	1994-97
Bill Bracken	1970-71
John Braddock	1973
Steve Bradley	1984-86
Jason Branch	1991-94
Robbie Brannen	1981-82
Scott Brendle	1982-84
Sandy Brenneman	1966-68
Jon Bridges	1992
Frank Broughton	1952-55
Gray Broughton	1994-95
Ben Brown	1996
Brian Brown	1994-97
Henry Brown	1951-54
Jamie Brown	1989
Stan Brown	1974-75
Lowell Bryan	1966-67
Jim Buchanan	1968-70
Emmanuel Burch	1984-86
Curtis Burns	1990, '93
Ryan Butler	1996
Steve Butler	1967-69
John Buxton	1951
Carl Bynum	1983
Harold Bynum	1957-60
Will Bynum	1981-83
Paul Byrne	1988-90

## CCC

Tom Caldwell	1965-66
Sean Callahan	1993-94
Don Campbell	1954-56
Barry Cannon	1977-79
Greg Cannon	1977
Gat Caperton	1986-89
Geoffrey Carden	1992
Andre Carelock	1997-00
Sandy Carnegie	1947-49
Jim Carney	1999-02
Michael Carney	1988-89
Bob Carr	1984-85
Tim Carrigan	1990-93
Covey Carter	1966-68
James Cassidy	1992-95
Chris Castillo	2004-06
Mike Cate	1983
Tex Cathey	1962

Buddy Chandler	1947-49
Aengus Channon	1987
Mike Chapman	2004-06
Mike Chase	1999-02
Bill Chater	1980-81
Buddy Cheek	1947-48
Darryl Childers	2000-03
Ricky Childers	2002-05
Ed Childs	1964
Willard Chung	1992
Booker Clark	1959-61
Bob Clarkson	1977-78
Mark Clayton	2002-03
Jarred Cochran	2001-02
Nathan Cochran	1995
Jeff Coker	1994
Earl Cole	1961-63
Don Comer	1954-56
Ken Conger	1954-56
Cormac Connor	1991-92
Thomas Cook	2003
Bob Cordle	1960-62
Scott Costantini	1986-87, '89
Chris Costello	2000-03
Russ Cotton	1960
Gary Coulter	1971
Andy Countryman	1999-01
Charlie Cousar	1952-53
Brian Cowan	1994-97
Daniel Cowan	1996-98
John Cowan	1993-96
Michael Cowles	1994-97
Greg Cox	1966
Kevin Cox	1978-79
Bob Coxie	1983
Ben Coxton	1963
Ben Craig	1951-52
Bud Crawford	2004-06
Chip Crawford	1974
Corey Crawford	1997-00
Nick Crawford	1988
Ryan Crawford	1997-00
Mike Creasman	1972
Larry Crees	1976-78
Chris Crosby	1975-78
Ty Crovetti	1991, '94



Twins Ryan and Corey Crawford

Eddie Crutchfield	1960-62
John Crute	1958-60
Mike Culbreth	1968-69
Elliot Culter	2002-05
Mike Cummings	1964-65
Chris Currie	1993-96

## DDD

Bruce Dalton	1963-64
John Dalton	1990-93
Steve Davidson	1962-64
Andy Davis	1970-72
Dickie Davis	1951-54

Donald Davis	1985
Gene Davis	1952
Harold Davis	1952-55
Jimmy Davis	1952
Jon Davis	2000-02
Kearns Davis	1988-90
Keith Davis	1992-95
Ned Davis	1960
Thenton Davis	1950
Ward Davis	1991-93
Dan Dearing	1995-96
Jon DeBord	1998-00
Hugh Dennis	1970
Brendan Dete	2001-04
Kenny Devenny	2001
Jim DeVille	1972
Tommy Dews	1964-66
Dennis DiCarlo	1989
Mickey Dillon	1979-81
Brett Dioguardi	2003-06
Bill Dole	1961-63
Dave Donaldson	1977-79



Brendan Dete

Kevin Donnalley	1986
Micah Downing	1983-85
Rowan Driscoll	1996-99
Zack Drozda	2001-04
Tommy Dugan	1995-98
Nick Dumich	1968-70
Joe Duncan	1974-75
David Dupree	2000
Elmer Dyke	1983

## EEE

Mark Easton	2005-06
Carl Eborn	1947-49
Glen Echols	1977-79
Matt Eckert	1993-95
Chris Edmonston	1990-93
Aaron Edwards	1984-87
Erik Ehinger	1999-02
Cody Elder	2004-05
Preston Eldridge	2006
Robert Elliott	1970-71
Keith Ellis	1980-82
Jim Ellison	1970-71
Adam Elmore	1999-02
Graham Elmore	1999-02
Kelly Emerson	1996-99
Steve Epperson	1968-70
Mac Erwin	1947-48
Terry Esterkamp	1967-69
Mike Eubanks	1974-75
Billy Evans	1990-93
Clay Evatt	1951

## FFF

Dave Fagg	1955-57
Mark Fahey	1977-80



Eric Ferguson

Dylan Faircloth	1976-79
Leroy Fargason	1952
Drew Fassett	1990-93
Jim Fasul	1950, '54
Mike Fennegan	1956
Nathan Fenwick	1989, '91-92
Andre Ferree	1991, '93-94
Eric Ferguson	1996-99
Alex Fernandez-Tatum	1997
John Fetcho	1978-79
Frank Fields	1974, '77-78
Ian Filiss	1985-87
Bryan Fish	1997-00
Nason Fishbach	1983
Dave Fisher	1967-69
Pat Fisher	1962-64
Patrick FitzGerald	2004-06
Tom Fleischer	1972-74
Steve Flemming	1971-72
Virgil Fludd	1976-79
Larry Flynn	1968-70
Tyrone Fore	1983-85
Brian Fork	2000
John Francis	1957-58
Ken Franklin	2003-04
Sam Fraundorf	1998-01
Chris Frederick	1996-98
Bill Freeman	1950
Chris Freer	1991-93
Andrew Friedman	2001
Antonio Frye	1992
David Fuller	1984-86
Jim Fuller	1961-63
Dick Fulp	1962-64
Will Funderburg	2005-06

## GGG

Billy Gabriel	1991
Joe Gaddy	1964, '66
John Gaither	1996-99
Bill Gammon	1967-69
Bill Garrett	1970-72
Kirk Gavel	1981-84
Adam Gess	1992-95
Alex Gibbs	1960-62
Mike Gibson	1974-75
Ward Gibson	1999-01
Phil Gilbert	1977-79
Brandon Giles	2006
Chris Giles	1968-70
John Giles	1965-67
Ryan Gist	1994-97
Pete Glidewell	1965-67
Chuck Goff	1983-85
Joel Golmont	1974-77
Roger Gore	1984-85
Johnny Grady	1994-95
Kevin Graham	1993-96
Neil Graham	1951-52
Bill Gramley	1954-56

WILDCATS



# LETTERMEN 1947-2006



Dave Harper

Dale Gramley	1957
Ted Graser	1985-86
Flint Gray	1982
Johnny Gray	1951-52
John Green	2002-05
Tom Greene	1992-93, '95-96
Walter Greene	1965-67
Duane Gregg	2004-06
Michael Gross	1986-87
Jerry Grubba	1981, '83
Renn Gruber	1964-66
Nick Guy	1975-76
Sam Gwynn	1966
Dan Gyves	2003

## HHH

Jason Hagan	1991-92
Nate Hagerman	1995-98
Tyson Hagen	1992
Richard Hale	1996-98
Michael Halkitis	2000-02
Clay Hall	1990
Mike Hall	1974-75
Horace Hamm	1988
Britt Hammett	1987-89
Greg Hammons	1976-79
Chris Hampton	2005-06
Garth Hampton	1967-68
Jeff Haney	1983-84
Jim Hankinson	1971-73
Daniel Hanks	1999-02
Kevin Hanna	1977-80
George Hannen	1967-69
Guy Harbert	1978-79
Mike Harbert	1982-83
Larry Hardaway	1973-75
Chris Hardin	1986-87, '89
Mike Harding	1971-73
Jim Hardison	1970-72
Randall Hardy	2000-03
Dave Harper	1972-74
John Harper	1968-70
Michael Harrington	1995-97
Mike Harris	1975-76
George Hart	1956-59
Mark Hartman	1981
Daniel Hauffe	2006
Rick Hawarah	1969-70
Brett Hayford	1989
Tommy Haynie	1992-95
Thomas Headen	2003
Steve Heckard	1962-64
Ben Hedrick	1973-75
Jeff Heinicka	1972
Mark Hemby	1991-94
Gary Hemric	1967
Bo Henderson	1997-00
Dave Hendricks	1963-64
Clif Henry	1995-98

Roger Herbert	1981-82
Todd Hermetz	1980-83
Chris Hess	1994-97
Cliff Hester	1974-77
Earl Hesterburg	1972-74
Tom Hewitt	1991
Philip Hightower	1964-65
Charles Hill	1991-93
Hamilton Hill	1994
Ken Hill	1967-69
Woody Hill	1963-65
Lynn Himes	1967
Pack Hindsley	1963-65
Terry Hines	1987-88, '90
Travis Hinson	1989
Cecil Holcomb	1959-61
Kevin Holzworth	1991-94
Lewis Homer	1966-68
Charles Hooks	1979-82
Frank Houghton	1990-93
Danny House	1958-60
Kenny Hovet	1982
Little Howard	1956-57
Chip Howell	1975-77
Richard Howell	1990-93
Fred Hsuan	1991
Jonathon Hubbard	2003-06
Ryan Hubbard	2004-06
Tony Hubbard	1987
B.J. Huff	1994
Jonathan Hughes	2002, '04
Peter Hughes	1986-89
Howard Humphries	1985-87
Andy Hunt	1988-90
Carl Hunt	1960
Christian Hunt	2001-04
Matt Hurt	1998-00
Corey Hutchins	2006
Ryan Hutto	1997-00

## III

Mike Iafrate	2003-06
Mo Idlibi	2001
Erich Imphong	2003
Dave Ingold	1971-73
Ralph Isernia	1987-90
Bill Iverson	1948

## JJJ

Will Jackson	1962-64
Brian Jacob	1987-88
Jake Jacobsen	1965-66
Jeff Jacqmein	1985, '87
Zach Jakob	2005-06
Charlie James	1955-58
Pete Janetta	1983
Barrett Johnson	2000-03
Bill Johnson	1948
Billy Johnson	1978
Donnie Johnson	1996-99
Rutledge Johnson	2003
Dan Jonas	1993-96
Beaux Jones	2004-06
Dick Jones	1952-55
Frankie Jones	2002-04
James Jones	1979-81
Joe Jones	1961-63
Mike Jones	1981-82
Mike Jones	1984-86
Richard Jones	1985-86
Wes Jones	1995-98
Bill Joyner	1962
Steve Judge	1988

## KKK

Jeff Kane	1980-82
Kerry Keith	1966-68
Dick Kelley	1951
Brian Kelly	1986-89
Mike Kelly	1967-69
Rick Kemmerlin	1971
Andre Kennebrew	1979-81
Stuart Kennedy	1969-70
Bryan Kern	1995-98
Hardin King	1953
Rob King	1978-79
Rob King	1992-93
Kyle Kinsell	2004-06
Jerry Kiser	1950
Dave Kittrell	1972
Jim Kleinfelder	1972-74
Dan Klinar	1998-80
Stan Klinger	1980-82
Kirk Konert	2005-06
Jay Kopel	1974-76
Chris Kramer	1998-99
Lou Krempel	1983-85
George Kutcher	1972-74

## LLL

Scott Lacy	1958-60
Dan Lamar	1989-92
Tony Lambert	1987, '89-90
Auburn Lambeth	1948-50
Brian Langley	1995-98
John Lantis	1985-87
Mike Lassiter	1994-95
Ken Lawing	1957-58
Karim Lawrence	1996, '98
Rusty Lawrence	1968
Josh Layfield	2003-04
Neil Leach	1950
Chris Leak	1991-94
Tom Lee	1954-56
Chris Leftwich	2001-04
Pete Legler	1976



Barrett Johnson

Alex Lemons	2004-06
Tyler Lemons	2006
John Leverett	2001-04
Chuck Lifford	1980-82
David Lilley	1985, '87-88
Nick Limberopoulos	1995
Dick Lindsey	1966-67
Dyke Little	1954-56
John Little	1965
Jim Livaditis	1978-79
Steve Livesey	1989
Lyle Llewellyn	1954-55
Jim Long	1969-70
Zach Long	2005
Mike Longmire	1982-84

Braulio Lopez	1991-92
Dave Lopp	1961-63
Greg Love	1972-74
Dave Lovette	1959-61
Bryan Lowe	1981-82
Steve Lowe	1979-80
Peter Lowry	2000-02
Ashton Loyd	1989-92
Rick Lyon	1968-70


## MMM

Andy Macary	1983-85
Lorenzo Mack	2003, '05
John Madden	1977-78
Cyrus Maddox	2006
Joe Mahoney	1994-97
Lynwood Mallard	1960-61
John Maloney	1970-71
Robert Manire	2004-06
Ross Manire	1971-73
Scott Manning	1991
Horace Manor	1983-85
Hal Mapes	1947-49
Jim Marchewka	1986
Terrence Marshall	1999
Keith Martin	1981-83
Robbie Martin	1985-86
Matt Matheny	1989-92
Jerry May	1983-84
Bob McAllister	1959-61
Matt McBrady	1988
Dan McCall	1952
Alton McCallum	1971-73
Martin McCann	1988, '90-92
Bob McCarthy	1975-78
Eric McClarty	1984-85
Jack McCollum	1985-86
Sean McCormick	1968-70
Dave McCullough	1957-59
Scott McDonald	2001, '03
Wilson McDowell	2000-03
Marcus McFadden	1997-00
Mike McFarland	1971
Brian McGee	1996, '98
Matt McGreevy	2005-06
Matt McKinney	1991
Dave McLain	1954-57
James McLain	1979-81
Rusty McLelland	1981-82
Will McMurray	1999-02
Blake McNaughton	1999-00
Bill McNeely	1950
Don McRee	1954-56
Grant McRorie	1959
Jeff McSwain	1981-83
Matt Melton	1991-92
Don Meng	1975
Mike Mikolayunas	1968-70
Matt Mikrut	2005-06
Dunn Mileham	1993-96
Bob Miller	1980-83
Billy Mills	1963
Linsey Mills	1989-91
Shane Mills	1991-94
Blake Mitchell	2004-06
David Mockbee	1969-70
Erik Moledor	1988-91
Lorenzo Moll	1995-97
Chris Monfiletto	2001-03
Woody Montgomery	1969, '71-72
Pat Montoya	1993-96
Don Moore	1953
Preston Moore	2003-05
Charles Moorefield	2002
Tupper Morehead	1965-67
Jason Morris	1991

Scott Morrison	1983-85
John Morrissey	1975
Whit Morrow	1967-69
Duncan Morton	1959-61
Foney Mullins	1973-74
Michael Muniz	2001-02
Joe Murphy	1966-67

## NNN

Kenny Nazemetz	1986-89
Richard Neal	1971
Sandy Neblett	1994-97
Steve Neff	1985-88
Doug Neil	1983-86



Paul Nichols

Max Nelson	1996
Mark Nesselroad	2002-04
Josh Neubauer	1991
Buddy Newsom	1965-67
Tom Newton	1954-55
Dave Nichols	1978-80
Jim Nichols	1975-76
Paul Nichols	1999-02
Bill Nicklas	1971-72
Bob Niebauer	1969-70
Will Nolte	2005-06
Mike Noonan	1988-90
Robert Norris	1969-71

## OOO

Walter Oakes	1950
Happy O'Brien	1993-95
Eric Ogden	1985-87
Sid Osborne	1975
Bryan Overcash	1985-88
Claude Owen	1965-66
Mike Owen	1961-62
Tom Owen	1952-55

## PPP

Ryan Pagan	1998-99
Carl Pahl	1948
Joe Palasak	1980-81
Randy Parker	1970-71
Philip Parks	1992-95
Jeremiah Parvin	1997-98
Bob Patten	1951
Hal Paul	1972-73
Jim Patterson	1952-55
Wayne Paymer	1978-81
Hal Peacock	1973-75
Svend Pedersen	1976-78, '80
Dan Pell	2003-04, '06
Tony Perez	1988-91
Dick Perkins	1951
Mike Perraut	1995-98
Pete Perri	1993-96
Jason Perillo	2006



Jon Perry	1973-75
Stuart Perry	1964-65
Mike Peskosky	1974-77
Harry Petersen	1952-54
Jeff Pflugner	1966, '68
Scott Phillips	1978
Jim Phipps	1964
Andrew Pickens	2001
Will Pickens	2006
Gene Pierce	1952
Gifford Piercy	1978-80
Barrett Plasman	1991-92
Jay Poag	1983-85
Gary Pomeroy	1972-74
Jimmy Poole	1965-67
Patrick Pope	1978-80
Alex Roper	1958-59
John Porter	1978
Joe Poteat	1970-71
Myles Potter	2005-06
Michael Poulos	1985-87
Tom Powell	1969
Glen Praay	1967-69
Joel Pressley	1975
Fred Preyer	1948
Bill Price	1954-57
Bill Price	1979-81
Mott Price	1948-49
Brian Purcell	2003-05
Jim Purcell	1973
Craig Pyles	1976-79

## RRR

Mark Rachal	1999-00
Frank Rader	1968-70
Mark Ramsay	1993
Bill Randolph	1964, '66
Charles Rankin	1951, '54
Byram Ratliff	1978
Keith Rawlins	1981-82, '84-85
Tom Redding, Jr.	1947, '49
Scott Reeder	1996
Blair Reynolds	2001-04
Rhodes	1947-48
Terrell Rhye	1975-78
Al Rhyne	1978-79



Ed Terry

Johnny Ribet	1969-71
Doug Rice	1947
J.J. Rice	1999-01
Jake Rice	2002-05
Dick Richards	1947-48
Johnny Richards	1948-49
Chad Richardson	1992-95
Bill Rikard	1964-66
Carl Rizzo	1970
John Robbins	2005-06
Ryan Roberson	1987
Kirk Roberts	1993-96
Tim Robertson	2001-03

Bryn Robinson	1987, '89-90
Ned Robinson	1996, '99
Raleigh Robinson	2001-04
Will Robinson	1992-95
Andy Rock	1983
Jay Rogers	1963-64
Mike Rogers	1986-89
Russell Rogers	1953
Aaron Rollins	1978-80
Jim Rollins	1963-65
Eric Rosenbach	1991
Dave Rosenberg	1997-00
Alan Rosier	1982-83
Tom Ross	1962
Tommy Ross	1995
Bill Rowland	1953-55
David Rozelle	1991
Jim Ruark	1985-87
Mike Rush	1993-96
Jack Ruth	1951

## SSS

Javi Salazar	1993
Aaron Saltzman	2006
Bill Salzer	1960-61
Bob Sanders	1973-75
Eric Sapp	1994-97
Jerry Saunders	1997-00
Kevin Saunders	2001-04
Todd Sautter	1989
Allen Schaberg	1973-74
Harry Schiavi	1986-89
John Paul Schick	1991-93
Zach Schrandt	2004-05
Brian Scott	2003
Jeffrey Scott	2004-06
Randy Seago	1976-78
Eddie Setser	1976-78
Ralph Setzler	1955-57
Steve Shankweiler	1972-73
Bob Sharpe	1947, '49
Evan Shay	1998-99
Jerry Sheffield	1959-61
Jim Shelton	1952
Carl Sheppard	1947-48
Mike Sheridan	1975, '77-79
Pat Sheridan	1978-80
Vershan Sherrill	1993
Frank Shinn	1971-73
Scotty Shipp	1970-72
Kelly Shirley	1991, '93
Mitch Shirley	1979-80
Dick Short	1964-65
Charles Showers	1984-86
Bill Shumaker	1960-61
Robert Sickles	1985-87
Jim Sifford	1948
Greg Sikes	1971
Mike Sikes	1970-71
Tom Simpson	1959
Gary Sims	1981
Sohn Sims	1991, '93
Ray Sinclair	1978-81
D.J. Singleterry	2006
Lance Sisco	1981
Bryan Skelton	1986-88
Jon Skinner	1986-88
Mark Skoczynski	1987
Ben Skurek	2000-03
Gordon Slade	1967-69
Michie Slaughter	1960-62
Stephen Sloan	1994-95
Alden Smith	1990-93
Andy Smith	1993-94
Bill Smith	1972-74
Brad Smith	2004-06

Branson Smith	2006
Britt Smith	1961-63
Charles Smith	1959
Harley Smith	1953-55
Steve Smith	1963-65
Thad Smith	1990-91
Tony Smith	1983-85
Roger Smythe	1984
Jennings Snider	1959-61
Ricky Snipes	1969
Kwame Som-Pimpong	2005-06
John Spainhour	1993-94
Larry Spears	1971-72
Larry Spears	1983-84
Ben Spivey	1995-98
Lucas Spivey	2000-01
Dave Sprinkle	1963-65
Bob Stancil	1956-57
James Stanley	1984
Charles Staples	1992
Steve Stec	1975
Ralph Steding	1983-85
John Steffen	1994
Andy Stevenson	1991-93
Chip Stewart	1996-97
Gary Stewart	1983-86
Spud Stewart	1962
Will Stewart	1999
Steve Still	1972-74
Art Stitzer	1986, '88
Adam Stockstill	1998-00
Gary Stokes	1976-78
Matt Strader	1996-98
Kevin Strange	1997-00
Bob Strickland	1947
Hank Strickland	1966-67
Ernie Stricklin	1947-49
Jack Stultz	1971-73
Jack Summe	1975
Jordan Sundheim	2002-05
Perry Sundall	1981-82
Jeff Swyers	1986, '89
Brian Szady	1991

## TTT

Bob Talbert	1954-55
Mike Tarver	1998-01
Billy Taylor	1965-67
Jarry Taylor	1975-77
Shan Teel	1986
Ryan Tennis	1999-02
Ed Terry	1968-69
Jim Terry	1963-65
Jimmy Thacker	1951-54
Cole Thomason	1986
Hal Thompson	1977
Dave Thompson	1967-68
Derrick Thompson	2003-06
Justin Thompson	2003
Kit Thompson	1965-67
Mark Thompson	1970
Robbie Thornsberry	1980-82
Mike Thornton	1967-68
Wes Thornton	1995-98
Jonathon Thrasher	2005
Brownie Thurman	1959
Tom Ting	1995-98
Carl Tolbert	1982-83
Ken Totherow	1968-70
Phillip Toye	1975-78
Tom Trahey	1977-79
David Trontz	1985-88
Bob Tucker	1951
Kent Tucker	1960-62
Bob Turk	1950
Cliff Turner	1948-49



Four pairs of brothers played for the 'Cats in 2006.

David Turner	1982-84
Del Turner	1991, '93
Derek Twombly	1988
Shaun Tyrance	1997-00

## UUU

Alfredo Urbina	1993
Bruce Usher	1958-61

## VVV

Tom Vandiver	1970-71
Dick VanNewkirk	1971
Steve Veitch	1987-89
Lanny Voigt	1956-58
Dick Voorhees	1960-62

## WWW

Ham Wade	1950
Jake Wade	1949
Landis Wade	1976-78
Lee Wagner	1985, '87, '89
Mark Wainwright	1989-90
Billy Waitsman	1984, '86
Gary Waldron	1964-66
Dave Walker	1963-64
Johnny Walker	1964-66
Leonard Walker	1980-82
Walt Walker	1971-73
Craig Wall	1955-58
Terrazzo Wallace	1978-79
Page Walley	1976-78
Russell Walls	1961-63
Jim Walter	2003-06
Danny Ward	1972-73
Dave Warden	1956-59
Bill Warner	1983-84
Mike Warrick	1993-96
Wendell Washington	1980-81
Steve Waters	1989-92
Brendan Watkins	2004-06
Frank Watson	1989-91
Milt Watson	1989-90
John Watwood	1957-59
Tim Weaver	1986-89
John Webel	1971-73
Bill Webb	1966
George Weicker	1972-74
David Welch	2001-04
Win Welch	1989, '91-92
Erskine Wells	1999
Ced West	1991, '93-94
Jim West	1956
Pete West	1973-75
Russ West	1983-85
Nelson Westerhout	1983
Harold Westervelt	1956-58
Tommy Wheeler	1994-96

Jackson Whetsel	2004-06
Arnold Whisnant	1951
Damion White	2002-04
Roy White	1951
Mac Whitesides	1983
Roger Whitley	1972-75
Brian Whitmire	1978-81
Jeff Whitson	1993
Stockton Whitten	1982-83
Bill Whittington	1960-61
Lee Wilder	1975-77
Mark Wilfley	1973-76
Buddy Wilkerson	1986-87
Harold Wilkerson	1970-71
Mark Wilkerson	2002-03
Bert Williams	1986-89
Dave Williams	1950
Kendrick Williams	1980-82
Marcus Williams	1994-97
Morris Williams	1961-63
Patrick Williams	1947
Roland Williams	1996-99
Eddie Williamson	1971-73
Richie Willis	1983
Henry Wilson	1947-50
Jack Wilson	1974
John Wilson	2006
Charlie Winbourne	1985-87
Bill Winkenwerder	1975
Braxton Winston	2002-03
Bill Wolar	1975
Eddie Womack	1972, '74
Terry Woodlief	1969-71
Chris Woods	1987-90
Ted Woods	1968
Wesley Wooten	2000-02
Chad Wright	1996-99
Dwayne D. Wright	1982-84
Dwayne E. Wright	1981-84
Jeff Wright	2005-06
Kevin Wright	2005-06
Mike Wright	1988, '90-92
Richard Wright	1996, '99
Roger Wright	1951
Jamel Wynn	1996-99

## ZZZ

John Zaharov	1968-69
Brandon Zeigler	2003-04
Lou Zirkle	1960-61
Ryan Zirkle	2005-06
George Zoeckler	2005-06
Johannes Zwick	2006

*Prior to 1989, letterman archives are incomplete, particularly for seniors. An all-time letterman list, dating to 1897, is currently under research.*



# ALL-TIME RESULTS

DAVIDSON

**1897 1-1 ♦ No Coach**

North Carolina	0-12 L
South Carolina	6-0 W

**1898 1-1 ♦ No Coach**

Nov. 5 North Carolina	0-11 L
24 South Carolina	6-0 W

**1899 1-3-1 ♦ No Coach**

Oct. 14 at Clemson	0-10 L
21 North Carolina <sup>1</sup>	0-10 L
Nov. 10 Oak Ridge	2-6 L
17 North Carolina A&M <sup>1</sup>	0-0 T
29 South Carolina	5-0 W
<sup>1</sup> at Charlotte, N.C.	

**1900 4-1 ♦ J.A. Brewin**

Oct. 7 Guilford	16-0 W
10 at Clemson	0-64 L
Nov. 12 North Carolina A&M <sup>1</sup>	17-0 W
22 South Carolina <sup>1</sup>	5-0 W
29 at Georgia Tech	38-6 W
<sup>1</sup> at Charlotte, N.C.	

**1901 4-2 ♦ J.A. Brewin**

Oct. 4 Guilford	24-0 W
19 N.C. Military	23-0 W
26 North Carolina <sup>1</sup>	0-6 L
30 South Carolina <sup>1</sup>	12-5 W
Nov. 16 at Georgia	16-6 W
at North Carolina A&M	6-27 L
<sup>1</sup> at Charlotte, N.C.	

**1902 4-4-1 ♦ J.A. Brewin**

Oct. 1 Oak Ridge	28-5 W
10 Furman	0-6 L
18 North Carolina <sup>1</sup>	0-27 L
24 Bingham	16-6 W
Nov. 1 at Virginia	0-34 L
13 at Georgia Tech	7-6 W
14 at Georgia	0-27 L
21 North Carolina A&M <sup>2</sup>	5-0 W
22 at Guilford	0-0 T
<sup>1</sup> at Charlotte, N.C.	
<sup>2</sup> at Greensboro, N.C.	

**1903 1-4 ♦ J.A. Brewin**

Oct. 8 Oak Ridge	54-0 W
31 Virginia <sup>1</sup>	0-22 L
Nov. 8 South Carolina <sup>1</sup>	12-28 L
21 Clemson	0-24 L
26 at Virginia Tech	0-26 L
<sup>1</sup> at Charlotte, N.C.	

**1904 6-1-1 ♦ C.R. Williams**

Sept. 23 Morgantown Mutes	28-0 W
Oct. 8 North Carolina <sup>1</sup>	0-0 T
15 Bingham	17-0 W
21 Guilford	5-0 W
Nov. 4 at VMI	0-6 L
14 at South Carolina	6-0 W
16 at W.N.H.S.	23-0 W
26 at Guilford	32-6 W
<sup>1</sup> at Charlotte, N.C.	

**1905 2-5 ♦ C.R. Williams**

Oct. 7 North Carolina <sup>1</sup>	0-6 L
16 Oak Ridge	75-0 W
20 at Auburn	6-0 W
27 at Virginia	0-11 L
Nov. 3 South Carolina <sup>1</sup>	5-7 L
10 at VMI	8-6 W
29 North Carolina A&M <sup>2</sup>	0-10 L
<sup>1</sup> at Charlotte, N.C.	
<sup>2</sup> at Winston-Salem, N.C.	

**1906 3-2-2 ♦ Graham/Pollard**

Sept. 29 North Carolina <sup>1</sup>	0-0 T
Oct. 6 Oak Ridge	10-0 W
13 at Georgia	15-0 W
27 at Georgia Tech	0-4 L
Nov. 3 Clemson	0-0 T
17 at Virginia Tech	0-10 L
29 at VMI	6-0 W
<sup>1</sup> at Charlotte, N.C.	

**1907 4-1-1 ♦ Graham/Pollard**

Sept. 27 at Virginia	5-5 T
Oct. 5 Oak Ridge	36-0 W
26 at Virginia Tech	12-5 W
Nov. 9 at Clemson	10-6 W
16 North Carolina A&M <sup>1</sup>	0-6 L
28 at VMI	10-6 W
<sup>1</sup> at Charlotte, N.C.	

**1908 5-2-2 ♦ J.H. Levine**

Oct. 3 Morganton Mutes	41-0 W
6 N.C.M.C.	12-0 W
9 at Virginia	0-12 L
17 at North Carolina	0-0 T
27 at Clemson	13-0 W
28 at South Carolina	22-0 W
Nov. 7 at North Carolina A&M	0-21 L
14 Wake Forest <sup>1</sup>	31-4 W
21 at Georgia	0-0 T
<sup>1</sup> at Charlotte, N.C.	

**1909 3-4-2 ♦ F.M. Simmons**

Sept. 25 N.C.M.C.	10-0 W
Oct. 1 at Virginia	0-11 L
9 Clemson <sup>1</sup>	0-17 L
15 at Georgia	0-0 T
22 at Washington & Lee	6-18 L
Nov. 3 at The Citadel	0-0 T
13 South Carolina <sup>1</sup>	29-5 W
20 at Navy	6-45 L
25 at VMI	8-0 W
<sup>1</sup> at Charlotte, N.C.	

**1910 6-2 ♦ F.M. Simmons**

Sept. 24 Catawba	18-0 W
Oct. 5 at Virginia Tech	6-16 L
15 North Carolina <sup>1</sup>	6-0 W
21 at Washington & Lee	12-14 L
at College of Charleston	27-6 W
Nov. 5 Lenoir-Rhyne	57-0 W
12 South Carolina	53-0 W
24 Wake Forest <sup>1</sup>	32-0 W
<sup>1</sup> at Charlotte, N.C.	

**1911 5-3 ♦ Dr. E.W. Holladay**

Sept. 30 Catawba	35-0 W
Oct. 7 at VMI	0-5 L
14 Lenoir-Rhyne	70-0 W
21 North Carolina <sup>1</sup>	0-5 L
Nov. 4 College of Charleston <sup>1</sup>	34-3 W



The 1904 team posted a 6-1-1 record with a win over South Carolina.



The 1917 team gave Davidson its Wildcat nickname with a 21-7 win at Auburn.

11 at Wake Forest	9-0 W
18 at South Carolina	10-0 W
30 at Alabama	6-16 L
<sup>1</sup> at Charlotte, N.C.	

**1912 3-4 ♦ W.T. Cook**

Sept. 21 Westminster	NA-NA W
Oct. 5 North Carolina <sup>1</sup>	0-13 L
18 Mount Pleasant	NA-NA W
26 North Carolina A&M	0-7 L
Nov. 2 at Washington & Lee	0-54 L
23 Stetson	NA-NA L
28 Wake Forest <sup>1</sup>	13-7 W
<sup>1</sup> at Charlotte, N.C.	

**1913 2-5 ♦ W.T. Cook**

Oct. 4 at Clemson	3-6 L
11 at North Carolina	0-7 L
18 North Carolina A&M	6-26 L
25 at Tennessee	0-9 L
Nov. 1 Newberry	32-0 W
15 South Carolina	0-10 L
27 Wake Forest <sup>1</sup>	6-0 W
<sup>1</sup> at Charlotte, N.C.	

**1914 5-1-1 ♦ R.A. Fetzner**

Oct. 3 Clemson	0-0 T
10 Newberry	20-6 W
17 Wofford	86-6 W
24 The Citadel <sup>1</sup>	16-0 W
31 at North Carolina	3-16 L
Nov. 14 at South Carolina	13-7 W
26 Wake Forest	7-6 W
<sup>1</sup> at Charlotte, N.C.	

**1915 4-3-1 ♦ W.H. Fetzner**

Sept. 25 at Washington & Lee	0-14 L
Oct. 2 at Clemson	6-6 T
9 at Georgia Tech	7-21 L
16 Wofford	45-0 W
23 at Roanoke	13-0 W
Nov. 6 Furman	58-13 W
13 at North Carolina	6-41 L
25 Wake Forest <sup>1</sup>	21-7 W
<sup>1</sup> at Charlotte, N.C.	

**1916 5-3-1 ♦ W.H. Fetzner**

Sept. 30 at Virginia	0-14 L
Oct. 7 North Carolina A&M	16-0 W
14 at Georgia Tech	0-9 L
21 The Citadel	7-7 T
28 at Roanoke	20-0 W
Nov. 4 at Furman	46-14 W
11 North Carolina <sup>1</sup>	0-10 L
18 at Wofford	32-0 W
30 Clemson <sup>2</sup>	33-0 W
<sup>1</sup> at Winston-Salem, N.C.	
<sup>2</sup> at Charlotte, N.C.	

**1917 6-4 ♦ W.H. Fetzner**

Sept. 29 at Navy	6-27 L
Oct. 5 at North Carolina A&M	3-7 L
13 at Georgia Tech	10-32 L
20 at Virginia Tech	7-13 L
27 at VMI	23-7 W
Nov. 3 at Furman	23-7 W
10 at Auburn	21-7 W
17 at Wake Forest	72-7 W
22 Wofford	62-0 W
29 Clemson <sup>1</sup>	21-9 W
<sup>1</sup> at Charlotte, N.C.	

**1918 2-1-1 ♦ W.H. Fetzner**

Nov. 2 Washington & Lee	20-0 W
16 at North Carolina	14-7 W
23 Camp Greene	0-0 T
28 Clemson <sup>1</sup>	0-7 L
<sup>1</sup> at Charlotte, N.C.	

**1919 4-6-1 ♦ L.B. Clayton**

Sept. 20 at Guilford	23-0 W
27 at Wake Forest	21-0 W
Oct. 4 at Clemson	0-7 L
11 at Washington & Lee	0-7 L
19 at South Carolina	7-0 W
25 at VMI	7-14 L
Nov. 1 at Georgia Tech	0-33 L
8 at N.C. State	6-36 L
17 North Carolina	0-10 L
22 Presbyterian	0-0 T
27 Furman	41-14 W

**1920 5-5 ♦ H.M. Grey**

Sept. 25 at N.C. State	0-23 L
Oct. 2 at Washington & Lee	0-6 L
9 at Georgia Tech	0-66 L
16 Wake Forest <sup>1</sup>	27-7 W
23 at Richmond	7-0 W
30 The Citadel <sup>1</sup>	27-13 W
Nov. 6 South Carolina	27-0 W
13 at North Carolina	7-0 W
19 at Presbyterian	0-7 L
25 at Furman	0-7 L
<sup>1</sup> at Charlotte, N.C.	



## 1921 3-4-3 ♦ H.M. Grey

Sept. 24	at Virginia	0-28	L
30	Presbyterian	7- 0	W
Oct. 8	at Georgia Tech	0-77	L
15	Wake Forest <sup>1</sup>	7-10	L
22	Wofford	87- 0	W
29	at Richmond	14-14	T
Nov. 5	N.C. State <sup>1</sup>	3- 3	T
12	at North Carolina	0- 0	T
18	Elon	47- 0	W
24	at Furman	0- 7	L
<sup>1</sup> at Charlotte, N.C.			

## 1922 2-6-2 ♦ H.M. Grey

Sept. 23	Elon	24- 0	W
29	at Presbyterian	7- 8	L
Oct. 7	at Georgia Tech	0-19	L
14	Wake Forest <sup>1</sup>	6- 6	T
21	Virginia Tech (HC)	7- 7	T
28	Duke (Trinity)	0-12	L
Nov. 4	at N.C. State	0-15	L
11	Wofford <sup>1</sup>	34- 0	W
18	North Carolina <sup>1</sup>	6-29	L
30	at Furman	10-13	L
<sup>1</sup> at Charlotte, N.C.			

## 1923 3-7 ♦ William L. Younger

Sept. 22	Elon <sup>1</sup>	19- 0	W
29	at Presbyterian	3- 0	W
Oct. 6	at Virginia Tech	0- 7	L
13	The Citadel (HC)	7- 0	W
20	Wake Forest <sup>2</sup>	0- 6	L
24	at Furman	0-30	L
31	N.C. State <sup>2</sup>	6-12	L
Nov. 7	at Clemson	0-12	L
14	at North Carolina	3-14	L
21	Duke (Trinity) <sup>3</sup>	6-18	L
<sup>1</sup> at Cornelius, N.C. <sup>2</sup> at Charlotte, N.C.			

## 1924 7-2-1 ♦ William L. Younger


Sept. 20	Elon	14- 0	W
27	at Presbyterian	15- 3	W
Oct. 4	at Richmond	7- 0	W
11	Wofford	7- 0	W
18	Lenoir-Rhyne	45- 0	W
22	at Furman	0- 6	L
31	N.C. State <sup>1</sup>	10-10	T
Nov. 8	Clemson <sup>2</sup>	7- 0	W
15	North Carolina (HC)	0- 6	L
27	at Duke (Trinity)	21-13	W
<sup>1</sup> at Pinehurst, N.C. <sup>2</sup> at Charlotte, N.C.			

## 1925 6-2-2 ♦ William L. Younger

Sept. 19	Elon	34- 0	W
26	Wofford	7- 0	W
Oct. 3	Wake Forest <sup>1</sup>	7- 7	T
10	Guilford	35- 0	W
17	at Presbyterian	12- 0	W
24	Furman <sup>1</sup>	0- 7	L
31	N.C. State (HC)	9- 0	W
Nov. 7	Hampden-Sydney <sup>1</sup>	6- 6	T
14	at North Carolina	0-13	L
26	Duke (Trinity)	26- 0	W
<sup>1</sup> at Charlotte, N.C.			

## 1926 7-2-1 ♦ William L. Younger

Sept. 18	Elon	26- 0	W
25	at Wofford	24- 6	W
Oct. 2	at Presbyterian	3- 0	W
9	Guilford	26- 0	W
14	at N.C. State	3- 0	W
23	Wake Forest <sup>1</sup>	3- 3	T
30	at VMI	7-12	L
Nov. 6	Hampden-Sydney <sup>1</sup>	0-12	L



Davidson defeated North Carolina, N.C. State and Duke in 1926.

13	North Carolina (HC)	10- 0	W
25	at Duke	20- 0	W
<sup>1</sup> at Charlotte, N.C.			

## 1927 4-4-1 ♦ William L. Younger

Sept. 24	at The Citadel	5- 0	W
Oct. 1	at Florida	12- 0	W
8	at Wofford	12- 2	W
15	Elon	27- 0	W
22	at Wake Forest	13-13	T
29	VMI (HC)	0-20	L
Nov. 5	N.C. State <sup>1</sup>	6-25	L
12	at North Carolina	0-27	L
20	Duke	7-48	L
<sup>1</sup> at Greensboro, N.C.			

## 1928 2-8 ♦ William L. Younger

Sept. 22	Guilford	28- 0	W
29	at Clemson	0- 6	L
Oct. 6	Elon	52- 0	W
13	Wofford	0- 7	L
20	at The Citadel	12-26	L
27	Wake Forest <sup>1</sup>	6-25	L
Nov. 3	at VMI	0-13	L
10	N.C. State <sup>2</sup>	7-14	L
17	North Carolina (HC)	7-30	L
29	at Duke	0-33	L
<sup>1</sup> at Charlotte, N.C. <sup>2</sup> at Greensboro, N.C.			

## 1929 5-5 ♦ William L. Younger

Sept. 21	Elon	20- 6	W
28	Clemson <sup>1</sup>	14-32	L
Oct. 5	at Wofford	7- 0	W
12	at Army	7-23	L
19	at The Citadel	7- 6	W
29	at Wake Forest	0- 6	L
Nov. 2	VMI	6-12	L
9	at N.C. State	13- 0	W
16	North Carolina (HC)	7-27	L
28	Duke	13-12	W
<sup>1</sup> at Charlotte, N.C.			

## 1930 6-4 ♦ William L. Younger

Sept. 20	Elon	38- 0	W
27	N.C. State <sup>1</sup>	12- 0	W
Oct. 4	Erskine	21- 0	W
11	at Duke	0-12	L
18	The Citadel <sup>2</sup>	6- 0	W
25	Virginia Tech (HC)	19-20	L
Nov. 1	at VMI	0- 6	L
8	Wofford	13- 0	W
15	North Carolina	7- 6	W
27	Wake Forest <sup>2</sup>	2-13	L
<sup>1</sup> at Greensboro, N.C. <sup>2</sup> at Charlotte, N.C.			

## 1931 4-4-2 ♦ William L. Younger

Sept. 19	Elon	13- 2	W
26	N.C. State <sup>1</sup>	7-20	L
Oct. 3	at Washington & Lee	7- 0	W

10	at Virginia Tech	6-18	L
17	Duke (HC)	0- 0	T
24	Erskine	0- 0	T
31	VMI	7- 0	W
Nov. 7	The Citadel	14- 7	W
14	at North Carolina	0-20	L
26	Wake Forest <sup>2</sup>	0- 7	L
<sup>1</sup> at Greensboro, N.C. <sup>2</sup> at Charlotte, N.C.			

## 1932 4-4-1 ♦ Doc Newton

Sept. 24	at Duke	0-13	L
Oct. 1	Wofford	40- 6	W
8	Washington & Lee	7- 0	W
15	at VMI	12- 0	W
22	at The Citadel	6- 7	L
29	Clemson	7- 7	T
Nov. 5	N.C. State <sup>1</sup>	3- 7	L
12	North Carolina (HC)	0-12	L
24	Wake Forest	7- 0	W
<sup>1</sup> at Charlotte, N.C.			

## 1933 6-2-1 ♦ Doc Newton

Sept. 23	Elon	6- 0	W
30	at North Carolina	0- 6	L
Oct. 7	at Wofford	28-13	W
14	VMI	6- 0	W
21	Duke (HC)	7-19	L
28	at N.C. State	6- 6	T
Nov. 11	The Citadel	24- 6	W
18	at William & Mary	12- 7	W
30	Wake Forest <sup>1</sup>	20-13	W
<sup>1</sup> at Charlotte, N.C.			

## 1934 4-4-1 ♦ Doc Newton

Sept. 22	Elon	33- 6	W
29	N.C. State <sup>1</sup>	0- 7	L
Oct. 6	at Army	0-41	L
20	Duke	0-20	L
27	at The Citadel	12-12	T
Nov. 10	North Carolina (HC)	2-12	L
	Catawba	18- 0	W
17	VMI	27-13	W
29	Wake Forest	13-12	W
<sup>1</sup> at Greensboro, N.C.			

## 1935 4-3-2 ♦ Doc Newton

Sept. 21	Elon	7- 0	W
28	N.C. State <sup>1</sup>	7-14	L
Oct. 5	at Virginia	0- 0	T
12	South Carolina	13- 6	W
19	North Carolina	0-14	L
26	at The Citadel	7- 7	T
Nov. 9	Duke (HC)	7-26	L
16	at VMI	14- 6	W
28	at Wake Forest	14- 6	W
<sup>1</sup> at Greensboro, N.C.			

## 1936 5-4 ♦ 4-3 SC ♦ E.T. McEver

Sept. 23	at Duke <sup>*</sup>	0-13	L
30	at N.C. State <sup>*</sup>	16- 2	W

Oct. 2	at Navy	6-19	L
9	VMI <sup>*</sup>	38-13	W
24	The Citadel <sup>*</sup>	21- 0	W
31	at Furman <sup>*</sup>	13-14	L
Nov. 7	North Carolina <sup>*</sup> (HC)	6-26	L
14	Centre <sup>1</sup>	27- 0	W
26	Wake Forest <sup>*</sup>	19- 6	W
<sup>1</sup> at Charlotte, N.C.			

## 1937 2-8 ♦ 1-6 SC ♦ E.T. McEver

Sept. 18	N.C. State <sup>*</sup>	0- 6	L
25	Erskine	21- 6	W
Oct. 2	Duke <sup>*</sup>	6-34	L
9	at VMI <sup>*</sup>	0- 7	L
16	at South Carolina <sup>*</sup>	7-25	L
22	at Centre	0- 8	L
30	Furman <sup>*</sup>	13- 0	W
Nov. 6	North Carolina <sup>*</sup> (HC)	0-26	L
13	at Harvard	0-15	L
25	Wake Forest <sup>**</sup>	7-19	L
<sup>1</sup> at Greensboro, N.C. <sup>2</sup> at Charlotte, N.C.			

## 1938 4-6 ♦ 2-6 SC ♦ E.T. McEver

Sept. 17	at The Citadel <sup>*</sup>	12- 6	W
24	N.C. State <sup>*</sup>	7-19	L
Oct. 1	Duke <sup>**</sup>	0-27	L
7	Erskine	33- 0	W
14	at South Carolina <sup>*</sup>	0-25	L
22	North Carolina <sup>*</sup>	0-34	L
29	at Furman <sup>*</sup>	13-12	W
Nov. 5	Wofford	29- 0	W
12	VMI <sup>*</sup> (HC)	6-19	L
24	Wake Forest <sup>**</sup>	0-19	L
<sup>1</sup> at Charlotte, N.C. <sup>2</sup> at Greensboro, N.C.			

## 1939 2-7 ♦ 1-7 SC ♦ E.T. McEver

Sept. 23	N.C. State <sup>**</sup>	14-18	L
30	Duke <sup>*</sup>	6-26	L
Oct. 6	at VMI <sup>*</sup>	0- 2	L
13	at South Carolina <sup>*</sup>	0- 7	L
28	Furman <sup>*</sup>	0-15	L
Nov. 4	The Citadel <sup>*</sup> (HC)	22-14	W
11	North Carolina <sup>*</sup>	0-32	L
18	Erskine	32- 6	W
30	Wake Forest <sup>**</sup>	7-46	L
<sup>1</sup> at Greensboro, N.C. <sup>2</sup> at Winston-Salem, N.C. <sup>3</sup> at Charlotte, N.C.			

## 1940 5-5 ♦ 1-5 SC ♦ E.T. McEver

Sept. 21	Rollins	19- 7	W
28	N.C. State <sup>*</sup>	0-34	L
Oct. 5	North Carolina <sup>1</sup> *	7-27	L
12	VMI <sup>*</sup>	7-13	L
19	Sewanee	27-20	W
26	at Furman <sup>*</sup>	7-40	L
Nov. 2	Centre (HC)	27-12	W
9	at Duke <sup>*</sup>	13-46	L
16	Hampden-Sydney	26- 0	W
30	The Citadel <sup>1</sup> *	20- 6	W
<sup>1</sup> at Winston-Salem, N.C. <sup>2</sup> at Charlotte, N.C. <sup>3</sup> at Wilmington, N.C.			

### LEGEND

\* Southern Conference game  
 \*\* designated Southern Conference game  
 # Colonial League game  
 ^ Pioneer Football League game  
 (HC) Homecoming game



# ALL-TIME RESULTS

DAVIDSON

## 1941 1-6-3 ♦ 1-5-2 SC ♦ E.T. McEver

Sept. 20	Rollins	0-0	T
27	N.C. State <sup>1</sup> *	6-6	T
Oct. 4	North Carolina*	0-20	L
11	Sewanee <sup>2</sup>	0-7	L
18	Virginia Tech* (HC)	0-16	L
25	Furman <sup>3</sup> *	13-31	L
Nov. 1	at VMI*	7-13	L
8	Duke*	0-56	L
15	at Washington & Lee	13-13	T
20	The Citadel <sup>1</sup> *	24-14	W

<sup>1</sup>at Greensboro, N.C.

<sup>2</sup>at Chattanooga, Tenn.

<sup>3</sup>at Charlotte, N.C.

## 1942 2-6-1 ♦ 2-4-1 SC ♦ E.T. McEver

Sept. 19	N.C. State <sup>1</sup> *	0-0	T
26	at Duke*	0-21	L
Oct. 3	Rollins <sup>2</sup>	0-14	L
10	at Virginia Tech*	0-16	L
17	Georgia Tech	0-33	L
31	at VMI*	24-6	W
Nov. 7	North Carolina <sup>2</sup> * (HC)	14-43	L
14	Washington & Lee <sup>2</sup> *	21-13	W
21	at The Citadel*	9-21	L

<sup>1</sup>at Winston-Salem, N.C.

<sup>2</sup>at Charlotte, N.C.

## 1943 0-5 ♦ 0-3 SC ♦ E.T. McEver

Oct. 2	at VMI*	0-13	L
16	Charleston C.G. <sup>1</sup>	0-36	L
23	at Camp Davis	9-27	L
Nov. 6	Clemson* (HC)	0-26	L
13	N.C. State*	0-20	L

<sup>1</sup>at Charlotte, N.C.

## 1944-45 No Varsity Team

## 1946 4-5 ♦ 1-5 SC ♦ William J. Story

Sept. 21	Erskine	74-0	W
Oct. 5	Wofford <sup>1</sup>	54-0	W
12	at N.C. State*	0-25	L
19	at VMI*	0-25	L
26	Hampden-Sydney	40-0	W
Nov. 2	Washington & Lee* (HC)	6-25	L
9	Richmond*	6-26	L
23	The Citadel*	13-21	L
28	Furman*	13-7	W

<sup>1</sup>at Charlotte, N.C.

## 1947 6-3-1 ♦ 3-3-1 SC ♦ William J. Story

Sept. 20	Elon	19-0	W
27	at William & Mary*	0-21	L
Oct. 4	N.C. State <sup>1</sup> *	0-14	L
11	Wofford <sup>1</sup>	12-7	W
18	at Hampden-Sydney	49-0	W
25	at Washington & Lee*	0-32	L
Nov. 1	VMI* (HC)	14-14	T
8	at Richmond*	13-7	W
22	The Citadel*	28-7	W
27	at Furman*	20-7	W

<sup>1</sup>at Charlotte, N.C.

## 1948 3-5-1 ♦ 2-5 SC ♦ Charlie Jamerson

Sept. 18	Elon	25-0	W
25	William & Mary <sup>1</sup> *	6-14	L
Oct. 9	at N.C. State*	0-40	L
16	at The Citadel*	14-6	W
23	at Wofford	7-7	T
30	at VMI*	6-33	L
Nov. 6	Richmond* (HC)	0-6	L
13	Washington & Lee*	20-21	L
25	Furman <sup>1</sup> *	7-0	W

<sup>1</sup>at Charlotte, N.C.



The 1958 team went 5-4, the Wildcats' fifth-straight winning season.

## 1949 2-8 ♦ 1-5 SC ♦ Charlie Jamerson

Sept. 24	at Army	7-47	L
Oct. 1	Presbyterian	7-27	L
8	N.C. State <sup>1</sup> *	20-14	W
15	at St. Louis	12-41	L
22	Richmond* (HC)	7-28	L
29	at Washington & Lee*	0-53	L
Nov. 5	at VMI*	6-47	L
12	at Furman*	6-21	L
19	at Rollins	25-0	W
Nov. 24	The Citadel <sup>1</sup> *	19-25	L

<sup>1</sup>at Charlotte, N.C.

## 1950 3-6 ♦ 1-5 SC ♦ Crowell Little

Sept. 29	Furman <sup>1</sup> *	20-32	L
Oct. 7	at Presbyterian	24-0	W
14	at The Citadel*	12-19	L
21	Washington & Lee* (HC)	12-47	L
28	Erskine	44-0	W
Nov. 4	VMI*	6-46	L
11	at N.C. State*	7-15	L
18	at Richmond*	39-0	W
25	at Georgia Tech	14-46	L

<sup>1</sup>at Charlotte, N.C.

## 1951 1-8 ♦ 1-5 SC ♦ Crowell Little

Sept. 22	Lenoir-Rhyne	7-21	L
29	at Virginia Tech*	32-20	W
Oct. 6	The Citadel*	14-34	L
13	Presbyterian (HC)	12-14	L
20	at Richmond*	6-25	L
27	at Washington & Lee*	0-34	L
Nov. 3	at VMI*	13-35	L
10	N.C. State <sup>1</sup> *	0-31	L
24	at Georgia Tech	7-34	L

<sup>1</sup>at Charlotte, N.C.

## 1952 2-7 ♦ 1-6 SC ♦ William E. Dole

Sept. 20	Virginia Tech*	14-27	L
27	Washington & Lee*	14-33	L
Oct. 4	at N.C. State*	6-28	L
17	at Presbyterian	13-12	W
25	Furman* (HC)	13-14	L
Nov. 1	at Harvard	26-35	L
8	Richmond*	38-19	W
14	at George Washington*	13-40	L
22	at The Citadel*	14-34	L

## 1953 0-9 ♦ 0-5 SC ♦ William E. Dole

Sept. 19	at Georgia Tech	0-53	L
26	at Richmond*	0-16	L
Oct. 10	at N.C. State	7-27	L
17	Presbyterian (HC)	18-19	L
24	at Furman*	0-34	L
31	at Harvard	6-42	L
Nov. 7	at Washington & Lee*	7-34	L
14	George Washington*	0-33	L
21	The Citadel*	14-38	L

## 1954 6-3 ♦ 2-1 SC ♦ William E. Dole

Sept. 18	at VMI*	19-0	W
25	Stetson	19-13	W
Oct. 2	at The Citadel*	13-0	W
8	at Presbyterian	7-10	L
22	Furman <sup>1</sup> *	7-19	L
30	West Virginia Tech (HC)	51-0	W
Nov. 6	Catawba	32-12	W
13	at Wofford	3-0	W
20	Elon	6-14	L

<sup>1</sup>at Charlotte, N.C.

## 1955 5-4 ♦ 3-2 SC ♦ William E. Dole

Sept. 16	Catawba <sup>1</sup>	26-0	W
Oct. 1	The Citadel*	6-2	W
8	Presbyterian	7-16	L
16	Washington & Lee* (HC)	54-0	W
22	at VMI*	21-7	W
29	at Stetson	25-13	W
Nov. 5	at Richmond*	0-19	L
12	Wofford	9-21	L
19	at Furman*	9-13	L

<sup>1</sup>at Charlotte, N.C.

## 1956 5-3-1 ♦ 2-2-1 SC ♦ William E. Dole

Sept. 21	Catawba <sup>1</sup>	20-6	W
29	at The Citadel*	7-34	L
Oct. 6	at Presbyterian	26-6	W
13	at Washington & Lee*	48-6	W
20	Stetson	43-7	W
27	VMI* (HC)	13-13	T
Nov. 3	Richmond*	7-0	W
10	at Wofford	14-27	L
23	Furman*	13-27	L

<sup>1</sup>at Charlotte, N.C.

## 1957 5-3 ♦ 1-3 SC ♦ William E. Dole

Sept. 20	Catawba <sup>1</sup>	26-7	W
28	at East Carolina	19-6	W
Oct. 5	The Citadel*	7-21	L
12	at VMI*	14-26	L
19	at West Virginia Tech	31-14	W
Nov. 9	Wofford	16-7	W
16	at Richmond*	23-19	W
22	at Furman*	2-6	L

<sup>1</sup>at Charlotte, N.C.

Homecoming versus Presbyterian on Oct. 26 was canceled due to an outbreak of the flu

## 1958 5-4 ♦ 2-3 SC ♦ William E. Dole

Sept. 19	Catawba <sup>1</sup>	17-22	L
Oct. 4	at The Citadel*	8-6	W
11	at Presbyterian	7-6	W
18	Carson-Newman	41-12	W
25	VMI* (HC)	7-42	L
Nov. 1	at Wofford	21-20	W
8	at William & Mary*	16-7	W
15	Richmond*	22-27	L
22	Furman*	20-22	L

<sup>1</sup>at Charlotte, N.C.

## 1959 1-8 ♦ 0-5 SC ♦ William E. Dole

Sept. 19	Catawba <sup>1</sup>	42-6	W
26	Presbyterian	21-25	L
Oct. 3	at The Citadel*	7-13	L
10	at Richmond*	7-21	L
24	at VMI*	7-34	L
31	William & Mary (HC)	20-27	L
Nov. 7	Wofford & Mary*	7-25	L
14	Lehigh	0-14	L
20	at Furman*	7-35	L

<sup>1</sup>at Charlotte, N.C.

## 1960 3-5 ♦ 1-3 SC ♦ William E. Dole

Sept. 17	Catawba <sup>1</sup>	16-7	W
24	at Wofford	0-6	L
Oct. 1	The Citadel*	15-21	L
8	at Presbyterian	0-6	L
22	Richmond* (HC)	7-32	L
Nov. 5	at Virginia Tech*	9-7	W
12	at Lehigh	21-18	W
19	Furman*	21-22	L

<sup>1</sup>at Charlotte, N.C.

## 1961 4-4 ♦ 1-4 SC ♦ William E. Dole

Sept. 16	Catawba <sup>1</sup>	21-15	W
23	at Furman*	19-45	L
30	at The Citadel*	12-20	L
Oct. 14	Presbyterian (HC)	21-7	W
21	VMI*	0-13	L
28	at Richmond*	0-20	L
Nov. 4	at William & Mary*	31-30	W
11	Wofford	34-13	W

<sup>1</sup>at Charlotte, N.C.

## 1962 3-5-1 ♦ 0-4-1 SC ♦ William E. Dole

Sept. 15	Catawba <sup>1</sup>	21-0	W
22	at The Citadel*	0-19	L
29	at Wofford	15-0	W
Oct. 6	at Presbyterian	13-9	W
13	William & Mary* (HC)	7-7	T
20	at VMI*	7-20	L
27	at Virginia	7-34	L
Nov. 3	Furman*	7-14	L
10	Richmond*	20-28	L

<sup>1</sup>at Charlotte, N.C.

## 1963 1-5-2 ♦ 0-4-1 SC ♦ William E. Dole

Sept. 14	at Furman*	0-17	L
20	Catawba <sup>1</sup>	14-18	L
28	The Citadel*	6-28	L
Oct. 5	VMI*	10-10	T
19	at Richmond*	13-21	L
26	Presbyterian (HC)	14-14	T
Nov. 9	Lehigh	7-3	W
16	at William & Mary*	7-34	L

<sup>1</sup>at Charlotte, N.C.

Nov. 23 game against Wofford was canceled due to assassination of President Kennedy

# ALL-TIME RESULTS



**1964 3-6 ♦ 1-3 SC ♦ William E. Dole**

Sept. 26	Mississippi College	17-14	W
Oct. 3	at The Citadel*	0-28	L
10	at Presbyterian	0-13	L
17	Richmond* (HC)	7-20	L
24	at VMI*	0-35	L
31	Furman*	23- 0	W
Nov. 7	at Lehigh	10-13	L
14	Lafayette	31-12	W
21	at Wofford	3-17	L

**1965 5-4 ♦ 2-3 SC ♦ Homer Smith**

Sept. 18	Presbyterian	35- 0	W
25	at Furman*	24- 0	W
Oct. 2	at The Citadel*	14- 0	W
16	William & Mary*	7-41	L
23	VMI* (HC)	10-16	L
30	at George Washington*	7-23	L
Nov. 6	Lehigh	37-23	W
13	at Lafayette	14-10	W
20	Wofford	13- 6	W
25	Bucknell <sup>1</sup>	14-22	L
<sup>1</sup> at Charlotte, N.C.			

**1966 4-5 ♦ 2-3 SC ♦ Homer Smith**

Sept. 17	George Washington*	13- 9	W
24	Furman* <sup>1</sup>	26-28	L
Oct. 8	at East Carolina*	7-40	L
15	at Presbyterian	49-13	W
22	at Richmond*	17-23	L
29	The Citadel* (HC)	21-17	W
Nov. 5	at Lehigh	34-27	W
12	at Wofford	28-40	L
25	Wittenberg	14-16	L
<sup>1</sup> at Charlotte, N.C.			

**1967 4-5 ♦ 1-5 SC ♦ Homer Smith**

Sept. 16	at VMI*	21-46	L
23	at Furman*	45-22	W
30	East Carolina*	17-42	L
Oct. 7	Richmond*	17-24	L
14	Presbyterian (HC)	38- 0	W
21	at The Citadel*	7-28	L
28	at Connecticut	38-13	W
Nov. 11	Wofford	30- 7	W
18	at West Virginia*	0-35	L

**1968 3-6 ♦ 1-3 SC ♦ Homer Smith**

Sept. 21	at Bucknell	13-22	L
28	at Richmond*	14-24	L
Oct. 5	at Virginia	14-41	L
12	Connecticut (HC)	30-18	W
26	Furman*	28- 7	W
Nov. 2	The Citadel* <sup>1</sup>	21-28	L
9	VMI*	17-21	L
16	at Wofford	24- 9	W
22	Vanderbilt <sup>1</sup>	20-53	L
<sup>1</sup> at Charlotte, N.C.			

**1969 7-4 ♦ 5-1 SC ♦ Homer Smith**

Sept. 20	at Guilford	21- 8	W
27	at Furman*	77-14	W
Oct. 4	at Trinity	17-16	W
11	Richmond*	37- 7	W
18	at William & Mary*	17-15	W
25	at The Citadel*	28-34	L
Nov. 1	VMI* (HC)	59- 6	W
8	at East Carolina*	42-27	W
15	Wofford	27-28	L
22	at Vanderbilt	8-63	L
Dec. 26	Toledo <sup>1</sup>	33-56	L
<sup>1</sup> Tangerine Bowl, Orlando, Fla.			

**1970 2-8 ♦ 2-4 SC ♦ Dave Fagg**

Sept. 26	at Richmond*	14- 5	W
Oct. 3	Trinity	9-20	L
10	Bucknell	20-21	L
17	Furman* (HC)	24-31	L
24	at Wofford	13-35	L
31	at VMI*	55-21	W
Nov. 7	Lafayette	34-53	L
14	William & Mary*	28-29	L
21	at The Citadel*	9-44	L
28	East Carolina*	18-36	L

**1971 1-9 ♦ 0-6 SC ♦ Dave Fagg**

Sept. 11	at Wake Forest	7-27	L
18	at VMI*	3-27	L
25	at William & Mary*	14-40	L
Oct. 2	Appalachian State <sup>1</sup>	10-35	L
9	at Bucknell	20- 8	W
16	at Furman*	6-41	L
23	Wofford (HC)	22-23	L
Nov. 6	at East Carolina*	26-27	L
13	Richmond*	7-14	L
20	The Citadel*	7-47	L
<sup>1</sup> at Charlotte, N.C.			

**1972 3-7-1 ♦ 2-3-1 SC ♦ Dave Fagg**

Sept. 9	at Wake Forest	20-26	L
16	at VMI*	18-14	W
23	at Lenoir-Rhyne	16-41	L
30	at Air Force	6-68	L
Oct. 7	Appalachian State* <sup>1</sup>	10-10	T
14	Furman*	51-35	W
21	at Wofford	17-27	L
28	Bucknell (HC)	25-21	W
Nov. 4	William & Mary*	9-56	L
11	at Richmond*	14-27	L
18	at The Citadel*	19-25	L
<sup>1</sup> at Charlotte, N.C.			

**1973 2-8 ♦ 1-6 SC ♦ Dave Fagg**

Sept. 8	Wofford	0-23	L
15	Richmond*	0-42	L
22	Lenoir-Rhyne	20-17	W
29	at Appalachian State*	8-24	L
Oct. 6	East Carolina* (HC)	0-45	L
13	at Furman*	7-38	L
20	at William & Mary*	35-51	L
27	at Air Force	19-41	L
Nov. 3	at VMI*	17-24	L
17	at The Citadel*	19-16	W

**1974 2-7 ♦ 0-3 SC ♦ Ed Farrell**

Sept. 21	Appalachian State*	0-30	L
28	VMI*	7-43	L
Oct. 12	at Wofford	7-49	L
19	at Lenoir-Rhyne	7-48	L
26	Hampden-Sydney (HC)	17-16	W
Nov. 2	at Guilford	14-31	L
9	at Lehigh	6-53	L
16	Defiance	28-20	W
23	at The Citadel*	21-56	L

**1975 1-8 ♦ 0-3 SC ♦ Ed Farrell**

Sept. 27	at VMI*	0-55	L
Oct. 4	Guilford	10-26	L
11	Lenoir-Rhyne	14-69	L
18	The Citadel* (HC)	0-44	L
25	at Hampden-Sydney	0-14	L
Nov. 1	at Kenyon	14-10	W
8	Lehigh	19-37	L
15	at Lafayette	3-31	L
22	at Appalachian State*	7-52	L

**1976 2-6-1 ♦ Ed Farrell**

Sept. 18	Colgate	7-17	L
25	Bucknell	0-16	L

Oct. 9	at Randolph-Macon	0- 0	T
16	Madison (HC)	12-17	L
23	at Hampden-Sydney	20-14	W
30	at Guilford	27- 6	W
Nov. 6	at Delaware	6-63	L
13	Lafayette	20-30	L
18	at The Citadel	6-40	L

**1977 4-6 ♦ Ed Farrell**

Sept. 10	at Fordham	20-17	W
17	Washington & Lee	42-14	W
24	at Bucknell	12-44	L
Oct. 1	Lehigh	7-43	L
8	Randolph-Macon (HC)	49- 7	W
15	at Guilford	31- 0	W
22	Hampden-Sydney	20-24	L
29	at VMI	0-21	L
Nov. 5	Delaware	7-41	L
12	at Lafayette	18-20	L

**1978 5-5 ♦ Ed Farrell**

Sept. 9	Fordham	14-30	L
16	at Washington & Lee	34- 7	W
23	Wofford	31-27	W
30	Bucknell (HC)	20-21	L
Oct. 7	at Randolph-Macon	42- 0	W
14	at Lehigh	21-27	L
21	at Hampden-Sydney	23-14	W
28	Guilford <sup>1</sup>	35-42	L
Nov. 4	at Furman	14-56	L
11	Lafayette	17-12	W
<sup>1</sup> at Charlotte, N.C.			

**1979 6-4 ♦ Ed Farrell**

Sept. 8	Catawba	35- 7	W
15	Southwestern	42- 6	W
22	Lafayette	16-13	W
29	at Bucknell	0-33	L
Oct. 6	Randolph-Macon (HC)	35- 6	W
13	at Lehigh	0-10	L
20	Hampden-Sydney	42- 6	W
27	at Guilford	40-16	W
Nov. 3	Furman	55-63	L
10	at Wofford	28-48	L

**1980 5-5 ♦ Ed Farrell**

Sept. 13	Springfield	42-14	W
20	at Lafayette	20-27	L
27	at Southwestern	56- 3	W
Oct. 4	Bucknell	21-13	W
11	at Boston University	14-35	L
18	Lehigh (HC)	14-49	L
25	at Hampden-Sydney	14- 7	W
Nov. 1	Guilford	33-20	W
8	at Furman	7-21	L
15	at The Citadel	14-31	L

**1981 4-6 ♦ Ed Farrell**

Sept. 5	at Newberry	7-32	L
12	at Wofford	22-21	W
19	Lafayette	7-14	L
Oct. 3	at Bucknell	3-23	L
10	Boston University	44-14	W
17	at The Citadel	3-23	L
24	Hampden-Sydney (HC)	42-14	W
31	at Lehigh	7-69	L
Nov. 7	Furman	12-30	L
14	Catawba	52-29	W

**1982 3-7 ♦ Ed Farrell**

Sept. 11	Wofford	0-54	L
18	Georgetown (Ky.)	33-21	W
25	Newberry	7- 8	L
Oct. 2	James Madison	7-35	L
9	Guilford (HC)	35-22	W
16	at South Carolina State	7-24	L

23	at Lafayette	14-49	L
30	at Furman	14-63	L
Nov. 6	Bucknell	0-21	L
13	at Catawba	13-12	W

**1983 2-8 ♦ 0-5 SC ♦ Ed Farrell**

Sept. 10	at Wofford	7-21	L
17	Lafayette**	12-35	L
24	at Newberry	7-13	L
Oct. 1	at James Madison**	0-50	L
8	at Guilford	33-17	W
15	South Carolina State	7-19	L
22	at The Citadel*	12-41	L
29	Furman* (HC)	7-55	L
Nov. 5	at Bucknell**	7-50	L
12	Catawba	28-21	W

**1984 2-8 ♦ 0-5 SC ♦ Ed Farrell**

Sept. 8	at Western Carolina*	13-45	L
15	Guilford	12-27	L
22	Newberry	14-28	L
29	at Pennsylvania**	14-19	L
Oct. 6	The Citadel* (HC)	14-37	L
13	James Madison**	7-28	L
20	Bucknell	3-30	L
27	Wofford	7- 0	W
Nov. 3	at Furman*	7-55	L
10	at Catawba	30-15	W

**1985 1-10 ♦ 0-6 SC ♦ Vic Gatto**

Sept. 7	Western Carolina*	0-13	L
14	Gardner-Webb	14-49	L
21	at Bucknell**	14-34	L
28	at Newberry	0-41	L
Oct. 5	Furman*	7-58	L
12	at The Citadel*	0-31	L
19	Pennsylvania** (HC)	0-15	L
26	at James Madison**	0-28	L
Nov. 2	at Wofford	21-17	W
9	West Virginia Tech	10-35	L
16	Catawba	28-35	L

**1986 0-9 ♦ 0-6 SC ♦ Vic Gatto**

Sept. 6	Lenoir-Rhyne	14-31	L
13	Wofford	10-20	L
20	at East Tennessee State*	16-41	L
Oct. 4	at Appalachian State*	6-63	L
11	Bucknell**	7-27	L
18	Lafayette** (HC)	14-51	L
25	at Marshall*	14-63	L
Nov. 8	at Furman*	0-59	L
15	at Catawba	28-51	L

**1987 1-10 ♦ 0-3 CAA ♦ Vic Gatto**

Sept. 5	at Presbyterian	7-24	L
12	at Lehigh#	0-47	L
19	Bucknell#	3-34	L
26	Princeton <sup>1</sup>	6-42	L
Oct. 3	at Dartmouth	7-38	L
10	Wingate (HC)	27-50	L
17	at Lafayette#	10-38	L
24	at Wofford	10- 0	W
31	Furman	3-58	L
Nov. 7	West Virginia Tech	25-41	L
14	Catawba	20-27	L
<sup>1</sup> at Charlotte, N.C.			

**LEGEND**

\* Southern Conference game  
 \*\* designated Southern Conference game  
 # Colonial League game  
 ^ Pioneer Football League game  
 (HC) Homecoming game



# ALL-TIME RESULTS

DAVIDSON

## 1988 0-10 ♦ 0-4 CAA ♦ Vic Gatto

Sept. 3	Presbyterian	16-34	L
10	Lehigh#	20-43	L
24	at Fordham	3-9	L
Oct. 1	Dartmouth	3-24	L
8	Wofford (HC)	15-32	L
15	at Guilford	14-21	L
22	at Colgate#	0-21	L
29	at Bucknell#	13-21	L
Nov. 5	at East Tennessee State	28-31	L
12	Lafayette#	13-38	L

## 1989 2-8 ♦ Vic Gatto

Sept. 9	Millsaps	15-0	W
16	at Dayton	7-49	L
24	at Wagner	11-35	L
30	Johnson C. Smith <sup>1</sup>	15-18	L
Oct. 7	Fordham	12-14	L
14	at Methodist	52-0	W
21	Ferrum	13-59	L
28	at Wofford	0-51	L
Nov. 4	at VMI	36-39	L
11	Salisbury State (HC)	13-14	L

<sup>1</sup>at Charlotte, N.C.

## 1990 5-3 ♦ Dave Fagg

Sept. 1	Sewanee	9-17	L
8	at Millsaps	24-13	W
15	Johnson C. Smith	17-7	W
22	Emory & Henry	31-27	W
29	at Dickinson	16-38	L
Oct. 13	Methodist (HC)	49-7	W
27	Guilford	20-17	W
Nov. 3	at Rhodes	13-23	L
11	at Baptist <sup>1</sup>	35-17	W

<sup>1</sup>Exhibition game versus club team

## 1991 4-5 ♦ Dave Fagg

Sept. 7	at Guilford	3-21	L
14	Clinch Valley	32-7	W
21	Rhodes	9-13	L
28	at Emory & Henry	14-39	L
Oct. 12	at Washington & Lee	16-14	W
19	at Methodist	28-30	L
26	Charleston Southern (HC)	33-17	W
Nov. 2	Hampden-Sydney	14-56	L
16	Bridgewater	30-7	W

## 1992 5-5 ♦ Dave Fagg

Sept. 5	Guilford	18-3	W
12	at Sewanee	20-37	L
19	at Rhodes	6-31	L
26	Emory & Henry	7-36	L
Oct. 10	Washington & Lee (HC)	12-27	L
17	at Methodist	27-6	W
24	Charleston Southern	32-27	W
31	at Hampden-Sydney	18-35	L
Nov. 7	Centre	10-3	W
14	at Bridgewater	28-13	W

## 1993 6-4 ♦ Tim Landis

Sept. 11	at Sewanee	3-7	L
18	Rhodes	41-12	W
25	at Emory & Henry	0-27	L
Oct. 2	at Guilford	35-24	W
9	at Washington & Lee	21-14	W
16	Methodist	35-7	W
23	Randolph-Macon (HC)	16-21	L
30	Hampden-Sydney	21-14	W
Nov. 6	at Centre	31-44	L
13	Bridgewater	55-14	W

## 1994 3-7 ♦ Tim Landis

Sept. 17	at Maryville	14-19	L
24	Emory & Henry (HC)	7-34	L



The 2000 Wildcats compiled the school's only undefeated season.

Oct. 1	Guilford	14-34	L
8	Washington & Lee	3-9	L
15	at Methodist	9-6	W
22	at Randolph-Macon	14-28	L
29	at Hampden-Sydney	7-12	L
Nov. 5	Centre	7-9	L
12	at Bridgewater	37-6	W
19	Sewanee <sup>1</sup>	28-14	W

<sup>1</sup>Bermuda Bowl, Hamilton, Bermuda

## 1995 1-8-1 ♦ Tim Landis

Sept. 9	Sewanee	21-14	W
16	Maryville	21-28	L
23	at Emory & Henry	0-32	L
30	at Guilford	28-31	L
Oct. 7	at Washington & Lee	13-19	L
14	Methodist (HC)	14-16	L
21	at Randolph-Macon	0-36	L
28	Hampden-Sydney	19-22	L
Nov. 4	at Centre	6-21	L
11	Bridgewater	7-7	T

## 1996 6-4 ♦ Tim Landis

Sept. 14	at Maryville	24-14	W
21	at Sewanee	16-17	L
28	Emory & Henry (HC)	17-24	L
Oct. 5	Guilford	13-10	W
12	Washington & Lee	23-12	W
19	at Methodist	13-42	L
26	Randolph-Macon	24-31	L
Nov. 2	at Hampden-Sydney	24-21	W
9	Centre	42-21	W
16	at Bridgewater	27-24	W

## 1997 3-8 ♦ Tim Landis

Sept. 13	Maryville	41-25	W
20	Sewanee	42-14	W
27	at Emory & Henry	35-49	L
Oct. 4	at Guilford	22-25	L
11	at Washington & Lee	22-32	L
18	Methodist (HC)	16-19	L
25	at Randolph-Macon	15-22	L
Nov. 1	Hampden-Sydney	43-0	W
8	at Centre	14-19	L
15	Bridgewater (OT)	10-13	L



The 2006 team posted the Wildcats' first winning record since 2002.

22	at South Florida	3-48	L
----	------------------	------	---

## 1998 8-2 ♦ Tim Landis

Sept. 12	at Jacksonville	14-19	L
19	at Sewanee (OT)	16-9	W
26	Emory & Henry	24-27	L
Oct. 3	Guilford	24-7	W
10	Washington & Lee	29-7	W
17	at Methodist	26-0	W
24	Randolph-Macon (HC)	30-16	W
31	at Hampden-Sydney	23-7	W
Nov. 7	Centre	21-6	W
14	at Bridgewater	14-6	W

## 1999 8-3 ♦ Tim Landis

Sept. 2	at Morehead State	0-40	L
11	Jacksonville	15-20	L
18	Sewanee	21-0	W
25	at Emory & Henry	13-17	L
Oct. 2	Guilford (HC)	28-21	W
9	at Washington & Lee	35-28	W
16	at Georgetown	28-27	W
23	at Randolph-Macon	24-16	W
30	Hampden-Sydney	31-12	W
Nov. 6	at Centre	24-14	W
13	Austin Peay	38-22	W

## 2000 10-0 ♦ Joe Susan

Sept. 9	Jacksonville	36-7	W
16	at Sewanee	14-0	W
23	Emory & Henry (HC)	17-14	W
Oct. 7	Morehead State (2OT)	38-31	W
14	at San Diego	27-13	W
21	Randolph-Macon	20-12	W
28	at Hampden-Sydney	36-17	W
Nov. 4	Centre	20-17	W
11	at Austin Peay	22-7	W
18	Georgetown	41-17	W

## 2001 5-4 ♦ 1-2 PFL ♦ Mike Toop

Sept. 1	Valparaiso	24-7	W
8	at Jacksonville <sup>^</sup>	3-45	L
22	at Emory & Henry	23-6	W
Oct. 6	at Morehead State <sup>^</sup>	17-28	L
13	at Georgetown	24-26	L

20	at Randolph-Macon (OT)	27-24	W
27	Hampden-Sydney	37-19	W
Nov. 3	at Centre	27-41	L
10	Austin Peay <sup>^</sup>	17-12	W

Homecoming versus Drake on Sept. 15 was canceled due to the events of 9/11

## 2002 7-3 ♦ 2-1 PFL ♦ Mike Toop

Sept. 7	at VMI	16-41	L
14	Jacksonville <sup>^</sup>	28-10	W
21	at Newberry	34-7	W
28	Emory & Henry	44-7	W
Oct. 5	Morehead State <sup>^</sup> (HC)	7-39	L
12	Georgetown	21-25	L
19	at Valparaiso	49-32	W
26	Wesley	31-0	W
Nov. 2	at Hampden-Sydney	41-38	W
9	at Austin Peay <sup>^</sup>	49-28	W

## 2003 3-8 ♦ 1-2 PFL ♦ Mike Toop

Aug. 30	Wingate	10-22	L
Sept. 6	VMI	9-31	L
13	San Diego	7-54	L
20	at Butler	45-27	W
27	at Emory & Henry	45-21	W
Oct. 4	Dayton	25-32	L
11	at Jacksonville <sup>^</sup>	37-29	W
18	at Morehead State <sup>^</sup>	10-35	L
25	Austin Peay <sup>^</sup>	21-31	L
Nov. 8	Coastal Carolina	27-52	L
15	at Georgetown	10-30	L

## 2004 2-7 ♦ 1-2 PFL ♦ Mike Toop

Sept. 11	at Coastal Carolina	24-31	L
18	at Lenoir-Rhyne	3-26	L
25	Butler (HC)	21-14	W
Oct. 2	at Dayton	27-45	L
9	Jacksonville <sup>^</sup>	26-29	L
16	Morehead State <sup>^</sup>	14-10	W
23	at San Diego	0-56	L
Nov. 6	at Austin Peay <sup>^</sup> (2OT)	17-20	L
13	Georgetown	0-23	L

## 2005 4-6 ♦ 1-2 PFL ♦ Tripp Merritt

Sept. 3	at VMI	0-33	L
10	Greensboro College	32-7	W
17	Lenoir-Rhyne	9-16	L
24	at Valparaiso	48-17	W
Oct. 1	Drake (HC)	17-58	L
8	Austin Peay <sup>^</sup>	44-6	W
15	at Jacksonville <sup>^</sup>	13-21	L
22	at Morehead State <sup>^</sup>	13-31	L
29	Dayton	15-45	L
Nov. 12	at Georgetown	10-3	W

## 2006 6-4 ♦ 5-2 PFL ♦ Tripp Merritt

Sept. 2	at VMI	19-20	L
9	Wingate (OT)	16-22	L
16	at Lenoir-Rhyne	24-14	W
30	San Diego <sup>^</sup> (HC)	21-50	L
Oct. 7	Jacksonville <sup>^</sup>	38-3	W
14	at Morehead State <sup>^</sup>	27-24	W
21	Dayton <sup>^</sup>	37-36	W
28	at Valparaiso <sup>^</sup>	48-14	W
Nov. 4	at Drake <sup>^</sup>	15-35	L
11	Butler <sup>^</sup>	50-10	W

### LEGEND

- \* Southern Conference game
- \*\* designated Southern Conference game
- # Colonial League game
- <sup>^</sup> Pioneer Football League game
- (HC) Homecoming game