

2019
2020

DARTMOUTH

MEN'S HOCKEY


HANOVER, N.H. | THOMPSON ARENA | ASSOCIATE DIRECTOR | MEN'S ICE HOCKEY CONTACT: PAT SALVAS | OFFICE: (603) 646-9340 | PATRICK.SALVAS@DARTMOUTH.EDU

SCHEDULE

11.1	Fri.	No. 19 Harvard**1	L, 7-3
11.2	Sat.	New Hampshire	L, 5-4 ^{OT}
11.8	Fri.	No. 15 QUINNIPIAC*1	T, 2-2 ^{OT}
11.9	Sat.	RV PRINCETON**1	W, 3-1
11.15	Fri.	Yale**1	W, 4-3
11.16	Sat.	RV Brown**1	W, 4-1
12.6	Fri.	COLGATE*1	L, 5-1
12.7	Sat.	No. 2 CORNELL*1	W, 2-1
12.12	Thu.	BENTLEY ¹ NESN+	T, 2-2 ^{OT}
12.14	Sat.	No. 12 Northeastern ^{NESN}	L, 6-4
12.28	Sat.	COLORADO COLLEGE*1	W, 5-2
12.29	Sun.	UCONN*1	W, 4-3
1.3	Fri.	Princeton**1	7 PM
1.4	Sat.	RV Quinnipiac*1	7 PM
1.10	Fri.	Vermont	7 PM
1.11	Sat.	BOSTON UNIVERSITY ¹	8 PM
1.17	Fri.	CLARKSON*1	7 PM
1.18	Sat.	ST.LAWRENCE*1	7 PM
1.24	Fri.	Cornell**1	7 PM
1.25	Sat.	Colgate*1	7:30 PM
1.31	Fri.	Rensselaer*1	7 PM
2.1	Sat.	Union*1	7 PM
2.7	Fri.	HARVARD**1	8 PM
2.14	Fri.	BROWN**1	7 PM
2.15	Sat.	YALE**1	7 PM
2.21	Fri.	St.Lawrence**1	7 PM
2.22	Sat.	Clarkson**1	7 PM
2.28	Fri.	UNION**1	7 PM
2.29	Sat.	RENSSELAER**1	7 PM
3.6-8	F-Sun.	ECAC 1st Round ¹	TBA
3.13-15	F-Sun.	ECAC Quarterfinal ¹	TBA
3.20	Fri.	ECAC Semifinal ¹	TBA
3.21	Sat.	ECAC Championship ¹	TBA

* - ECAC Hockey Game ^ - Ivy League Game # - Ledyard Classic
¹ - Online Stream via ESPN+
 HOME Games in Caps
 ECAC Hockey Semifinals/Final held at Olympic Center at Lake Placid

THE MATCH UPS




DARTMOUTH BIG GREEN

Overall | 6-4-2
 League | 4-2-1
 RV (USCHO) | NR (USA)

VERSUS

QUINNIPIAC BOBCATS

Overall | 9-7-1
 ECAC | 4-3-1
 RV (USCHO) | NR (USA)
 All-Time Series | 10-21-3



BROADCAST INFORMATION

Video Stream | ESPN+
 Live Stats | CollegeHockeyStats.net

Radio | DartmouthSports.com
 Play-by-Play | Rob Kennedy

GAME NOTES

THIS WEEKEND

- The Dartmouth men's hockey team begins 2020 on the road this weekend against Princeton and Quinnipiac.
- It marks the first ECAC Hockey games for the Big Green since a Dec. 7 win against No. 2 Cornell and the first on the road since a 4-1 victory at Brown on Nov. 16.

LAST TIME OUT

- Dartmouth won the 31st Ledyard Classic with a pair of victories over the weekend.
- The Green and White defeated Colorado College, 5-2, in the opener on Saturday night before moving on to defeat UConn, 4-3, in the title game.
- The Huskies took a 3-1 lead in the third period thanks to a pair of goals just 42 seconds apart, but were the victims of three-straight Dartmouth tallies to end the game.

AWARD SEASON

- Ledyard Classic Tournament MVP: Quin Foreman. The junior winger had three goals on the weekend, including two in the title game. His second of the game against the Huskies came with under four minutes to play and capped the comeback, finishing off a rush that started with him stealing the puck in the defensive zone and

STATS

goals	317
defense	317
power play	237 (9-38)
penalty kill	778 (42-54)
pims	11.0 (59-132)

LEADERS

goals	O'Connor (7)
assists	O'Connor/Palocsik (8)
points	O'Connor (15)
pim	Losurdo (17)
wins	Clark (6)



FOLLOW THE TEAM ON SOCIAL MEDIA
Twitter | Instagram | Facebook
 @Dartmouth_MIH | DartmouthMIH

QUICK FACTS

Location	Hanover, N.H.
Founded	1769
Enrollment	4,200
Nickname	Big Green
Colors	Dartmouth Green and White
Affiliation	NCAA Division I
Conferences	ECAC Hockey The Ivy League
Season	113th since 1905-06
All-Time Program Record	1,114-1,193-135 (entering '19-20)
President	Philip Hanlon '77
Athletics Director	Harry Sheehy
Head Coach	Bob Gaudet Dartmouth '81
Best Time to Reach Gaudet	Contact Salvas
Assoc. Head Coach	Dave Lassonde Providence '85
Assistant Coach	John Rose NEC '03
Volunteer Coach	Ben Lovejoy Dartmouth '06
Director of Operations	Brian Corcoran
Athletic Trainer	Mike Derosier
Equipment Manager	Matt Fracassi
Strength & Conditioning	James Baker
Captain	Brendan Demler '21
Alternate Captain	Cam Strong '20
2018-19 Overall Record	13-17-4
2018-19 ECAC Record Finish	10-9-3 5th
2018-19 Ivy Record Finish	5-5-0 3rd
ECAC Tournament Finish	Lost in Quarters at Harvard 2-0
Letterwinners Returning	22 (13F, 7D, 2G)
Letterwinners Lost	5 (2F, 2D, 1G)
Newcomers	7 (5F, 1D, 1G)
Arena (Capacity)	Thompson Arena (4,500)
Year Opened	1975-76 (44th Season)
Arena Dimension	200'x85'
Communications Contact	Pat Salvas
Mailing Address	Dartmouth College 6083 Alumni Gymnasium Hanover, NH, 03755-3512
Phone	(603) 646-9340 (Salvas) (603) 646-2468 (Main Office Line)
Game Day Staff	Julie Toland & Kate Salesin
Website	www.DartmouthSports.com
Facebook	/DartmouthMIH
Twitter	@Dartmouth_MIH
Instagram	@Dartmouth_MIH
Ticket Manager	Sarah Swanson
Ticket Office Phone	(603) 646-2466

GAME NOTES

burying the winner on a 2-on-1 the other way.

- ECAC Hockey Player of the Week: Drew O'Connor. The sophomore made the switch from wing to center with Will Graber out of the lineup and all he did was lead the league in scoring (3-2-5) and goals (3). He scored twice against CC and started the third-period comeback with the second Dartmouth goal of the game vs. UConn. This was his second ECAC top-player nod this season after also earning it back in mid-November.

- ECAC Hockey Goalie of the Week: Adrian Clark. The senior netminder turned aside 70-of-75 shots over the two days, earning wins in both games to garner top goalie recognition for both the Ledyard as well as the league. He started the weekend with 29 stops against the Tigers before posting a season-high 41 versus the Huskies to secure the title. Seventeen (17) of those saves came in the final frame when the intensity for both teams ramped up.

ONE G FOR COACH G

- Koenig Family Head Coach Bob Gaudet '81 joins a select group of individuals when he steps behind the bench on Friday night in Princeton.

- Gaudet becomes just the seventh coach in NCAA hockey history to reach 1,000 games coached within one conference and the first in the ranks of ECAC Hockey to reach the milestone figure.

- Gaudet is set to hit this milestone after nine years behind the bench at Brown and the last 23 at his alma mater in Hanover.

- Already the all-time leader for men's coaches, Gaudet is the leader amongst all coaches as Marsh had been on the bench for 939 games at St. Lawrence and 27 as the interim head coach in 2017-18 with the Big Green women's program for a combined 966 over 27 seasons.

- Only Wisconsin's Jeff Sauer (1,244 in WCHA), Ron Mason (1,233 between Lake State, Bowling Green and Michigan State in CCHA), BU's Jack Parker (1,146 in Hockey East), Michigan's Red Berenson (1,221 in CCHA), UNH's Dick Umile (1,083 in Hockey East) and recent Hockey Hall of Fame inductee Jerry York of Boston College (1,016 in Hockey East) have coached more games in one conference than Gaudet.

- Associate head coach David Lassonde will not be in attendance on Friday night as he is in the Czech Republic with the American team at the World Junior Championships, but has the distinction of working with three of the above coaches, serving on the staffs of Sauer, Umile and now Gaudet during his career.

AGAINST THE OPPOSITION ALREADY

- Dartmouth defeated Princeton, 3-1, in the earlier meeting this season in Hanover.

- The first win of the year for the Big Green, it was sparked by a two-goal performance from Will Graber, including the winner with 6:10 left in regulation. Daniel Warpecha added the insurance marker just 50 seconds later, while Clark kicked in 27 saves between the pipes.

- Warpecha also scored the previous night in an eventual 2-2 tie with the Bobcats. Quinnipiac held a 2-1 lead past the mid-way point of the third period, but an all-rookie goal from Tyler Campbell — his first career score — with assists going to Mark Gallant and Tanner Palocsik helped the home team earn a league point.

THESE TEAMS THIS WEEK...

- Dartmouth (4-2-1) and Quinnipiac (4-3-1) are tied for fifth in the standings with nine points each. The Green have a game in hand with the Bobcats, so a win on Saturday would prove all the more important as the second half gets rolling.

- Princeton (0-6-2) sits in 12th right now with just two points thanks to a pair of ties and no wins.

- In regard to the battle for an Ivy League title, Dartmouth is tied for first with Harvard and Cornell as each are 4-1-0 with losses coming to one another. The Tigers have played the fewest Ivy games thus far, posting an 0-3-0 mark in those contests, including losses to both of this weekend's opponents.

GAME NOTES

• **Quinnipiac Leaders:**

- o Points | Odeen Tufto (17)
- o Goals | Wyatt Bongiovanni (8)
- o Assists | Odeen Tufto (15)
- o Goaltending | Keith Petruzelli: 9-6-1, 2.26, .914

• **Princeton Leaders:**

- o Points | Corey Andonovski (13)
- o Goals | Corey Andonovski (6)
- o Assists | Jackson Cressey (12)
- o Goaltending | Ryan Ferland: 1-6-2, 3.23, .894

SAMMY'S ROLLIN'

- Sophomore Sam Hesler scored the first two goals of his career in the games right before the break and was named the ECAC Hockey Player of the Week for his efforts.
- Additionally, Hesler posted an assist in those games, finishing the weekend with four points.
- He returned from break and made an impact in just the second game of the second half, scoring the tying goal against UConn. After an on-ice referee-initiated review, it was determined that Hesler's rebound bid completely crossed the line and pulled the Big Green even with UConn, 3-3, for his third goal in the last four games played.

RUTTS IS ROLLIN' TOO!

- After what can only be described as a frustrating start to the season with no points in nine games, junior Collin Rutherford got back on track in the Ledyard Classic.
- The Western New York native had assists in both games for not only his first two points of the season, but also... a point streak!

HAN'S SOLO

- Senior defender Clay Han kicked off the scoring against Colorado College just 1:23 into the game with his first goal and point of the season.
- Known more for his defensive play, the score early against the Tigers snapped a 35-game goal-scoring drought dating back to the 2018-19 season opener, a 7-6 OT home win against Harvard.

PLAYERS WITH POINTS

- With Han and Rutherford getting on the scoresheet for the first time this season, Dartmouth now has 20 players with at least one point in 2019-20.
- Only Rensselaer (24 in 17 games), Clarkson (21 in 17), Colgate (21 in 20), Union (21 in 19) and Cornell (21 in 11).
- All of those teams with the exception of Cornell have played more games than the Big Green.

VS. THE TIGERS

DATE	SITE	RESULT
11/12/16	Princeton	T, 2-2 ^{OT}
1/6/17	Hanover	W, 5-0
12/1/17	Princeton	L, 9-2
1/13/18	Hanover	L, 6-3
11/2/18	Hanover	L, 7-1
1/12/19	Princeton	W, 5-0
11/9/19	Hanover	W, 3-1

ALL-TIME

Overall:	105-8-17
Home:	50-32-9
Road:	48-49-8
Neutral:	7-7-0
Overtime:	13-9-17
Postseason:	4-0

VS. THE B'CATS

DATE	SITE	RESULT
11/11/16	Hamden	L, 6-3
1/7/17	Hanover	L, 4-2
12/2/17	Hamden	T, 0-0 ^{OT}
1/12/18	Hanover	W, 4-3
11/3/18	Hanover	W, 5-1
1/11/19	Hamden	L, 5-1
11/8/19	Hanover	T, 2-2 ^{OT}

ALL-TIME

Overall:	10-21-3
Home:	8-6-2
Road:	2-14-1
Neutral:	0-1-0
Overtime:	0-2-3
Postseason:	1-3

Numbers reflect only since the start of the 2016-17 season when the Class of 2020 were rookies.

BREAKDOWN BY CLASS

	G	A	PTS	GGP	A/GP	P/GP	PPG	PPA	PPP	SHG	GWG	HT	SOG	FW	FL	FO%	BLK	PEN	PIM
FRESHMEN (6)	1	10	11	0.08	0.83	0.92	0	4	4	0	0	0	56	24	34	0.414	25	9	18
SOPHOMORES (7)	15	20	35	1.25	1.67	2.92	7	3	10	0	1	0	127	137	131	0.511	32	17	45
JUNIORS (6)	11	25	36	0.92	2.08	3	2	11	13	0	3	0	116	135	114	0.542	65	19	41
SENIORS (9)	11	5	16	0.92	0.42	1.33	0	0	0	0	2	0	67	79	100	0.441	39	13	26
TOTAL	38	60	98	3.17	5	8.17	9	18	27	0	6	0	366	375	379	0.497	161	59	132

CATEGORY LEADER

MULTI-POINT

PLAYER	GAME	LINE
Losurdo (1)	at UNH (11.2)	1-1-2
Baker (1)	at UNH (11.2)	2-0-2
Palocsik (1)	at UNH (11.2)	0-2-2
O'Connor (1)	vs. Princeton (11.9)	0-2-2
Graber (1)	vs. Princeton (11.9)	2-0-2
O'Connor (2)	at Yale (11.15)	1-2-3
Graber (2)	at Yale (11.15)	1-2-3
Foreman (1)	at Yale (11.15)	1-1-2
O'Connor (3)	at Brown (11.16)	2-1-3
Foreman (2)	at Brown (11.16)	0-2-2
Palocsik (2)	Bentley (12.12)	0-2-2
Hesler (1)	Bentley (12.12)	1-1-2
Warpecha (1)	at Northeastern (12.14)	1-1-2
Losurdo (2)	at Northeastern (12.14)	1-1-2
Hesler (2)	at Northeastern (12.14)	1-1-2
Palocsik (3)	at Northeastern (12.14)	0-2-2
Palocsik (4)	CC (12.28)	0-2-2
Baker (2)	CC (12.28)	1-1-2
O'Connor (4)	CC (12.28)	2-1-3
O'Connor (5)	UConn (12.29)	1-1-2
Foreman (2)	UConn (12.29)	2-0-2
21 Times		

GAME NOTES

WHOA... THAT'S WEIRD!

- Dartmouth is averaging 3.17 goals per game this season, good for 13th in the nation and third in ECAC Hockey behind only Harvard (4.08) and Cornell (3.82).
- The team is also averaging 3.17 goals against per game this year, a figure that ranks 42nd in the country and just slightly better than Friday's opponent Princeton (3.20).
- Dartmouth has scored 38 goals this season and allowed 38. The team has scored 19 on the road and another 19 at home after nine last weekend.
- At home, Dartmouth has allowed 16 goals for a plus-three rating in seven games, while on the road and in just five games, the team has surrendered 22 tallies.

SPECIAL TEAMS

- The Big Green's power-play unit is operating at 23.7% (9-38), just outside the top-10 in the nation at 11th.
- Both Princeton (84.7%, 19th) and Quinnipiac (81.1%, 31st) have PK units over 80 percent this season and pose a formidable challenge.
- The penalty kill unit performed admirably in the Ledyard, allowing one goal in nine chances. The season total is 77.8% (42-54), a figure that stands 48th in Division I.
- The Green and White were on the PK more than any other team in December as the opposition went 7-for-32 with the man-advantage.
- Part of that was an average of 14.33 PIMs per game, 10th in the nation in the final month of the decade.

HOME COOKIN'

- Dartmouth played five games at home in the month of December, tied with Ohio State and AIC for most in the final month of the decade.
- In that stretch, the team went 3-1-1 (.700).
- O'Connor led the way with six points (4-2-6) in those games.
- Dartmouth's power play was 6-for-21 (28.6), with the six PPGs tied for the most with AIC.
- January poses a bit of a different story as the team is on the road six times in nine total games.

WHAT'S AHEAD?

- Dartmouth will continue its road swing Friday night the following evening, traveling up I-89 to take on former ECAC Hockey rival and travel partner Vermont.
- The Green return home to face Boston University the following night at Thompson Arena with a special 8 p.m. start time.

ANOTHER AWARD

- Sam Hesler had himself the best week of his playing career with a pair of two-point games, scoring once and assisting on another against both Bentley and at Northeastern.
- In doing so, he tied for the national lead in scoring last week and the most amongst all ECAC Hockey players.
- For that, he was honored as the ECAC Hockey Player of the Week, his first collegiate honor.
- Injuries limited Hesler to just four games as a rookie last season. But in 10 games this season, the sophomore winger has six points on a pair of goals and four assists.
- His first career goal came in that Thursday night game against Bentley, the team he scored his first and only point of his freshman season against.
- Hesler then matched the feat, scoring Dartmouth's third goal of the second period at Northeastern.
- He joins Drew O'Connor (11.18) as the two Dartmouth players to be named the ECAC Hockey Player of the Week already this season.

GAME NOTES

THREE IN A ROW

- Jeff Losurdo headed into the break with a three-game goal streak, having netted tallies against the Falcons and the Huskies.
- His goal just 54 seconds into the second in Boston marked his first even-strength goal and his first of the year not to come in the first period.
- Additionally, the Illinois native added a helper on the next goal, giving him his second multi-point game of the season and the first since the second game of the season on Nov. 2 at UNH.

FROM AMERICA'S TEAM TO AMERICA'S TEAM

- Dartmouth associate head coach David Lassonde left the team following the game at Northeastern and joined up with Team USA for the World Junior Championship for the second straight season and the fourth time overall.
- As part of the staff at the 2019 WJC, Lassonde helped guide the Americans to a silver medal. He was also an assistant during the 2013 tournament that saw Team USA claim gold in

OVERTIME GAMES

DATE	OPPONENT	SCORE	OT SCORER	TIME
12.12.19	Bentley	T, 2-2	-	-
11.8.19	Quinnipiac	T, 2-2	-	-
11.2.19	at UNH	L, 5-4	Kelleher	4:52
3.16.19	at Harvard (G2)	L, 4-3	Krusko	2:06
3.9.19	SLU (G2)	L, 3-2	Risteau	17:33
3.2.19	at Union	L, 4-3	Walker	4:09
2.16.19	at St. Lawrence	T, 2-2	-	-
2.8.19	RPI	T, 3-3	-	-
1.5.19	at Bentley	T, 3-3	-	-
12.1.18	Colgate	T, 2-2	-	-
10.27.18	Harvard	W, 7-6	Foreman	0:18
1.6.18	RPI	W, 6-5	Kilistoff	4:10
12.30.17	UMD	T, 2-2	-	-
12.2.17	at Quinnipiac	T, 0-0	-	-
11.25.17	Vermont	L, 2-1	Kaufman	0:20
3.4.17	at Yale (G2)	L, 3-2	Gaus	13:33
1.21.17	Brown	L, 4-3	Doane	2:34
12.30.16	Army	T, 2-2	-	-
11.16.16	at Princeton	T, 2-2	-	-
11.4.16	Cornell	T, 1-1	-	-
3.11.16	at Yale (G1)	W, 4-3	Yau	17:14
3.6.16	Colgate (G3)	W, 4-2 (2OT)	O'Brien	24:37
3.4.16	Colgate (G1)	W, 3-2	Schierhorn	10:59
2.13.16	RPI	W, 2-1	Crema	3:52
11.28.15	at Michigan	T, 1-1	-	-
2.20.15	at Clarkson	W, 3-2	Neiley	1:06
1.23.15	at Colgate	T, 2-2	-	-
1.2.15	Denver	T, 1-1	-	-
12.5.14	at Quinnipiac	L, 2-1	Jonzzon	1:48
11.7.14	at Union	W, 4-3	O'Brien	3:22
11.1.14	at Harvard	T, 3-3	-	-
2.22.14	at Yale	T, 3-3	-	-
2.21.14	at Brown	W, 2-1	Sikura	0:51
1.18.14	Cornell	T, 1-1	-	-
1.3.14	at Vermont	T, 1-1	-	-
12.7.13	at Brown	L, 3-2	Kramer	1:58
11.15.13	at Princeton	L, 5-4	Ammon	4:49
10.25.13	vs. Princeton	L, 3-2	Brockett	0:45
3.1.13	Princeton	T, 2-2	-	-
2.10.13	at Harvard	T, 1-1	-	-
2.10.13	at Union	T, 2-2	-	-
1.4.13	at Quinnipiac	L, 3-2	Samuels-Thomas	3:30
11.17.12	at Cornell	T, 1-1	-	-
10.26.12	vs. Yale	T, 2-2	-	-
3.9.12	at Cornell	L, 4-3 (2OT)	Whitney	37:40
2.3.12	at Princeton	T, 3-3	-	-
1.31.12	at Harvard	T, 2-2	-	-
1.21.12	at Colgate	W, 5-4	Jones	2:43
1.20.12	at Cornell	L, 4-3	Bardreau	2:05
12.31.11	St. Lawrence	T, 2-2	-	-
11.25.11	at Harvard	T, 3-3	-	-
3.12.11	Harvard (G2)	W, 2-1	Owsiak	1:37
2.19.11	at Cornell	L, 3-2	-	-
1.28.11	Cornell	T, 2-2	-	-
12.31.10	Colgate	W, 4-2	Stejskal	2:37
12.30.10	Mercyhurst	T, 4-4	-	-
11.6.10	Union	T, 0-0	-	-
2.27.10	at Clarkson	T, 3-3	-	-
2.19.10	Colgate	T, 6-6	-	-
2.6.10	at Brown	T, 5-5	-	-

12-14-34
OT record since 2010

2019 DARTMOUTH MEN'S HOCKEY

No.	Name	Pos.	S/C	Hgt.	Wt.	Cl.	Previous Team (League)	Hometown
2	Harrison Markell	D	R	6-1	185	So.	Boston Jr. Bruins (USPHL)	Andover, Mass.
3	Joey Matthews	D	L	5-10	190	Jr.	Sioux City Musketeers (USHL)	Columbia, Ill.
4	Ben DiMaio	D	L	6-2	190	Sr.	Odessa Jackalopes (NAHL)	Pembroke, Mass.
5	Brock Paul	D	R	6-3	205	Fr.	Waterloo Blackhawks (USHL)	Carmel, Ind.
6	Tanner Palocsik	D	R	5-11	190	Fr.	New Jersey Hitmen (USPHL)	Aliquippa, Pa.
7	Jack Cameron	D	L	6-3	190	Fr.	Coquitlam Express (BCHL)	Halifax, Nova Scotia
8	Daniel Warpecha	F	L	6-1	190	Sr.	Sioux Falls Stampede (USHL)	Willow Springs, Ill.
9	Collin Rutherford	F	R	5-8	165	Jr.	Des Moines Buccaneers (USHL)	Tonawanda, N.Y.
10	Shane Sellar	F	L	6-3	200	Sr.	Janesville Jets (NAHL)	Carlisle, Pa.
11	Mark Gallant	F	L	6-0	185	Fr.	Langley Rivermen (BCHL)	Concord, Mass.
12	Cam Strong	A	F	6-0	190	Sr.	Topeka RoadRunners (NAHL)	Billings, Mont.
14	Matt Baker	F	R	5-11	175	Jr.	Wenatchee Wild (BCHL)	Barrie, Ontario
16	Tyler Campbell	F	L	5-9	170	Fr.	Brooks Bandits (AJHL)	Winnipeg, Manitoba
17	Quin Foreman	F	R	6-3	200	Jr.	West Kelowna Warriors (BCHL)	Needham, Mass.
18	Drew O'Connor	F	L	6-3	200	So.	Boston Jr. Bruins (USPHL)	Chatham, N.J.
20	Erik Urbank	F	R	6-2	195	So.	Chicago Steel (USHL)	Orchard Park, N.Y.
21	Christian LeSueur	F	R	5-10	175	So.	Brunswick School (HS)	Greenwich, Conn.
22	Sam Hesler	F	L	6-1	190	So.	Wenatchee Wild (BCHL)	Boxborough, Mass.
23	Clay Han	D	R	5-11	180	Sr.	Boston Jr. Bruins (USPHL)	Liberty Township, Ohio
24	Brendan Less	D	R	5-11	170	Jr.	New Jersey Hitmen (USPHL)	Kinnelon, N.J.
25	Ryan Blankemeier	F	R	6-0	170	Sr.	Green Bay Gamblers (USHL)	Oak Park, Ill.
26	Jeff Losurdo	F	R	6-0	185	So.	New Jersey Hitmen (USPHL)	Elmhurst, Ill.
27	Brendan Demler	C	D	6-2	195	Jr.	Des Moines Buccaneers (USHL)	Lebanon, Ohio
28	Will Graber	F	R	6-5	190	Sr.	Fargo Force (USHL)	Broomfield, Colo.
29	Sean Keohan	D	R	5-11	185	Fr.	Boston Jr. Bruins (USPHL)	Milton, Mass.
30	Dean Shatzer	G	L	5-11	185	Sr.	Odessa Jackalopes (NAHL)	Castle Rock, Colo.
31	Justin Ferguson	G	L	6-2	165	So.	Islanders Hockey Club (USPHL)	Hudson, N.H.
35	Adrian Clark	G	L	6-3	200	Sr.	South Shore Lumberjacks (MJAHL)	Toronto, Ontario

Head Coach Bob Gaudet (Dartmouth '81), 23rd Season
Associate Head Coach David Lassonde (Providence '85), 6th Season
Assistant Coach John Rose (New England College '03), 11th Season
Vol. Assistant Coach Ben Lovejoy (Dartmouth '06), 1st Season



BOB GAUDET

KOENIG FAMILY HEAD COACH

DARTMOUTH CLASS of 1981

23rd SEASON AT DARTMOUTH
32nd SEASON AS HEAD COACH

CAREER

YEAR	TEAM	RECORD
1988-89	Brown (1-1)	1-25-0
1989-90	Brown (2-2)	10-16-3
1990-91	Brown (3-3)	9-15-3
1991-92	Brown (4-4)	11-15-4
1992-93	Brown (5-5)	16-12-3
1993-94	Brown (6-6)	15-13-4
1994-95	Brown (7-7)	15-12-3
1995-96	Brown (8-8)	9-15-8
1996-97	Brown (9-9)	7-19-3
1997-98	Dartmouth (10-1)	11-13-5
1998-99	Dartmouth (11-2)	10-17-2
1999-2000	Dartmouth (12-3)	9-17-4
2000-01	Dartmouth (13-4)	16-14-4
2001-02	Dartmouth (14-5)	14-13-5
2002-03	Dartmouth (15-6)	20-13-1
2003-04	Dartmouth (16-7)	14-11-9
2004-05	Dartmouth (17-8)	20-13-2
2005-06	Dartmouth (18-9)	19-12-2
2006-07	Dartmouth (19-10)	18-12-3
2007-08	Dartmouth (20-11)	12-16-4
2008-09	Dartmouth (21-12)	14-14-3
2009-10	Dartmouth (22-13)	10-19-3
2010-11	Dartmouth (23-14)	19-12-3
2011-12	Dartmouth (24-15)	13-16-4
2012-13	Dartmouth (25-16)	15-14-5
2013-14	Dartmouth (26-17)	10-20-4
2014-15	Dartmouth (27-18)	17-12-4
2015-16	Dartmouth (28-19)	18-16-1
2016-17	Dartmouth (29-20)	10-18-3
2017-18	Dartmouth (30-21)	16-17-2
2018-19	Dartmouth (31-22)	13-17-4
2019-20	Dartmouth (32-23)	6-4-2
Brown (9)	93-142-31	
Dartmouth (23)	324-330-79	
Overall (32)	417-472-110	

AT DARTMOUTH

Rank	Coach	Wins
1	Bob Gaudet '81	324
2	Eddie Jeremiah '30	308
3	George Crowe	109
4	Grant Standbrook	51
5	Herbert Gill	50
6	Roger Demment	45
7	J. Philip Bower	42
8	Brian Mason	36
9	Abner Oakes	35
10	Leon Tuck '15	26
11	Clarence Wanamaker	21
12	Fred Rocque	19
13	H.R. Denesha	16
14	George Barclay/Dick Rondeau '44	14
15	Charles Arthur '34	12
16	John Eames	10
17	H.I. Vye	5
18	G. Law	4
19	Ben Smith	1
	Thomas Hodge	1
21	W. Rawley	0

- Gaudet became the winningest coach in the history of Dartmouth hockey with his 309th victory behind the bench on Nov. 30, 2018 against No. 16 Cornell, passing the legendary Eddie Jeremiah '30 in the process.

- Became the 23rd Division I coach in history to win his 400th career game when Dartmouth beat No. 15 Quinnipiac on Nov. 3, 2018.

- On Feb. 16, 2018, Gaudet won his 300th game at Dartmouth, joining Eddie Jeremiah '30 as the only two coaches in program history to reach the milestone. The win came as the Big Green earned a season sweep of No. 7 Clarkson with a 3-2 home victory.

- His 953 games coached coming into the season rank as the most by any coach in Ivy League history between his 22 years at Dartmouth and nine seasons at Brown. The figure is also second all-time amongst ECAC Hockey coaches for career games, trailing only Joe Marsh (975), who served as the interim head coach of the Dartmouth women's team in 2017-18.

- Has led the Big Green to double-digit victories in 20-of-21 seasons since taking over at his alma mater prior to the start of the 1997-98 campaign. Ten times he has guided Dartmouth to 15-plus wins in a season.

- Became just the second coach in Dartmouth history to be named the ECAC Hockey Coach of the Year when he was honored during the 2005-06 season. Was also named the league's top coach during th 1995 campaign as the bench boss for Brown.

- A member of the Class of 2018 New Hampshire Legends of Hockey Hall of Fame.

- Has claimed three Ivy League titles: 1993 and 1995 with Brown and the 2007 crown at Dartmouth. Has helped lead the Big Green to the ECAC Hockey Tournament Semifinals seven times: 2001, 2003, 2004, 2006, 2007, 2011 and 2016.

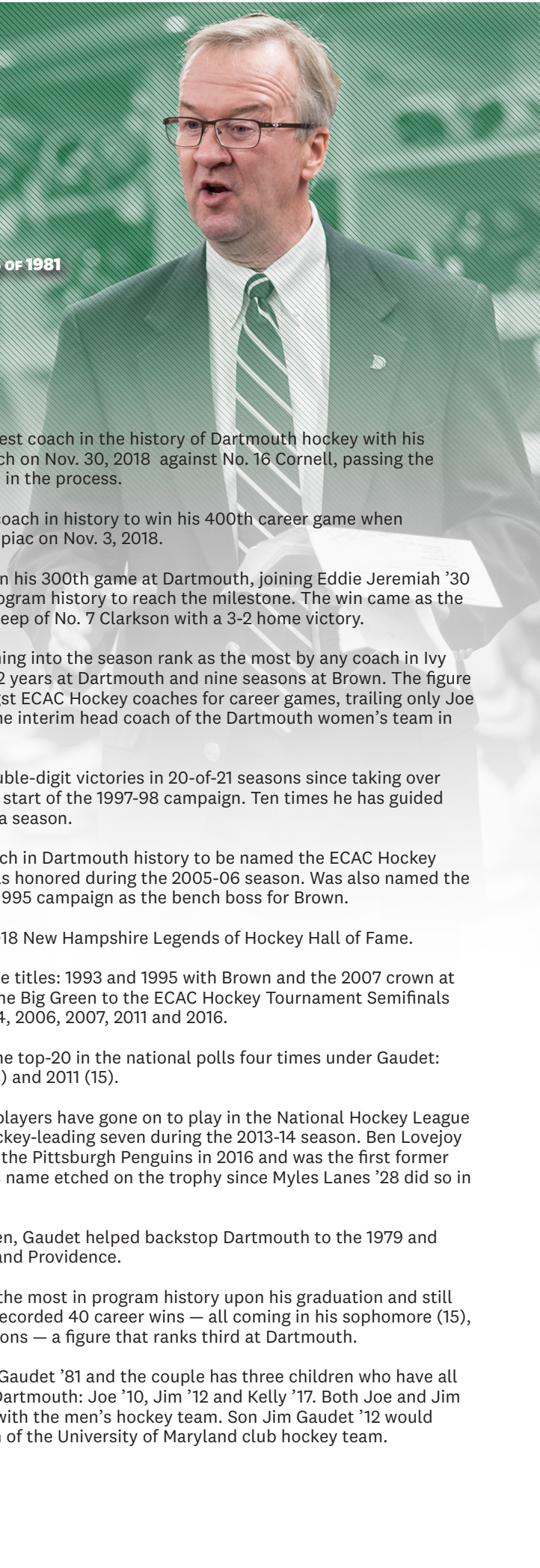
- Dartmouth has finished in the top-20 in the national polls four times under Gaudet: 2005 (15), 2006 (17), 2007 (18) and 2011 (15).

- Ten (10) former Dartmouth players have gone on to play in the National Hockey League (NHL), including an ECAC Hockey-leading seven during the 2013-14 season. Ben Lovejoy '06 won the Stanley Cup with the Pittsburgh Penguins in 2016 and was the first former Dartmouth player to have his name etched on the trophy since Myles Lanes '28 did so in 1929 with the Boston Bruins.

- As a goalie with the Big Green, Gaudet helped backstop Dartmouth to the 1979 and 1980 Frozen Fours in Detroit and Providence.

- His 2,197 career saves were the most in program history upon his graduation and still rank fourth all-time. Gaudet recorded 40 career wins — all coming in his sophomore (15), junior (17) and senior (8) seasons — a figure that ranks third at Dartmouth.

- Gaudet is married to Lynne Gaudet '81 and the couple has three children who have all gone to and graduated from Dartmouth: Joe '10, Jim '12 and Kelly '17. Both Joe and Jim were four-year letterwinners with the men's hockey team. Son Jim Gaudet '12 would spend four years as the coach of the University of Maryland club hockey team.



ECAC HOCKEY STANDINGS

Team	ECAC HOCKEY						OVERALL						
	Pts	GP	Record	Win %	GF	GA	GP	Record	Win %	GF	GA	Last 10	Streak
Cornell	14	8	7-1	0.875	31	11	11	10-1-0	0.909	42	15	9-1	Lost 1
Clarkson	12	7	6-1	0.857	23	10	17	12-3-2	0.765	52	31	8-1-1	Won 1
Harvard	12	8	6-2	0.750	37	17	12	7-4-1	0.625	49	31	5-4-1	Tied 1
Colgate	11	8	5-2-1	0.688	22	18	20	7-9-4	0.450	42	49	5-4-1	Lost 2
Dartmouth	9	7	4-2-1	0.643	19	20	12	6-4-2	0.583	38	38	6-2-2	Won 2
Quinnipiac	9	8	4-3-1	0.563	18	20	17	9-7-1	0.559	40	44	5-4-1	Won 3
Yale	8	10	4-6	0.400	24	33	12	5-7-0	0.417	29	40	4-5	Won 3
Rensselaer	7	9	3-5-1	0.389	20	24	17	6-10-1	0.382	44	55	2-7-1	Lost 1
Brown	6	10	3-7	0.300	19	28	13	3-10-0	0.231	21	37	2-8	Lost 5
Union	6	8	3-5	0.375	15	17	19	5-13-1	0.289	30	51	3-6-1	Tied 1
Princeton	2	8	0-6-2	0.125	11	24	15	2-10-3	0.233	29	48	1-8-1	Lost 2
St. Lawrence	2	7	1-6	0.143	13	30	19	3-13-3	0.237	36	67	1-7-2	Lost 1

IVY LEAGUE STANDINGS

TEAM	IVY RECORD	POINTS	WIN %
Dartmouth	4-1-0	8	.800
Harvard	4-1-0	8	.800
Cornell	4-1-0	8	.800
Brown	1-4-0	2	.200
Yale	1-4-0	2	.200
Princeton	0-3-0	0	.000

AWARDS

WEEKLY	DATE
O'Connor (ECAC PoTW)	11.18
O'Connor (NCAA 1st Star)	11.19
Hesler (ECAC PoTW)	12.16
O'Connor (ECAC PoTW)	12.30
Clark (ECAC GoTW)	12.30
MONTHLY	DATE
-	-

ECAC HOCKEY 2019-20 STATISTICS

	GP	G	A	PTS	G/G	A/G	P/G	PPG	PPA	PPP	SHG	GWG	+/-	SOG	SOG/G	FW	FL	FO %	BLK	PEN	PIM
Harvard	12	49	78	127	4.08	6.5	10.58	10	19	29	2	7	12	346	28.83	394	354	0.527	171	42	84
Cornell	11	42	77	119	3.82	7	10.82	12	24	36	0	10	24	334	30.36	345	290	0.543	114	43	86
Dartmouth	12	38	60	98	3.17	5	8.17	9	18	27	0	6	3	366	30.5	375	379	0.497	161	59	132
Clarkson	17	52	91	143	3.06	5.35	8.41	17	33	50	2	12	11	533	31.35	535	490	0.522	204	87	204
Rensselaer	17	44	76	120	2.59	4.47	7.06	11	22	33	0	6	-12	483	28.41	548	507	0.519	217	65	130
Yale	12	29	49	78	2.42	4.08	6.5	6	11	17	0	5	-5	356	29.67	357	382	0.483	136	52	126
Quinnipiac	17	40	71	111	2.35	4.18	6.53	9	18	27	1	9	-3	535	31.47	563	459	0.551	200	60	153
Colgate	20	42	74	116	2.1	3.7	5.8	4	7	11	0	7	4	584	29.2	582	596	0.494	241	83	199
Princeton	15	29	52	81	1.93	3.47	5.4	10	19	29	1	2	-19	442	29.47	407	452	0.474	173	70	154
St. Lawrence	19	36	67	103	1.89	3.53	5.42	11	22	33	0	3	-24	511	26.89	563	690	0.449	240	93	197
Brown	13	21	35	56	1.62	2.69	4.31	7	14	21	0	3	-16	306	23.54	401	380	0.513	157	47	105
Union	19	30	51	81	1.58	2.68	4.26	7	14	21	1	5	-17	438	23.05	540	583	0.481	286	81	195

RECORD WHEN

	2018-19	2019-20
Overall Record	13-17-4	6-4-2
ECAC Hockey Record	10-9-3	4-2-1
Ivy League Record	5-5-0	4-1-0
Home Record	8-8-2	4-1-2
Road Record	5-9-2	2-3-0
Neutral Site Record	0-0-0	0-0-0
vs. Ranked Opponents	3-9-0	1-2-1
vs. Unranked Opponents	10-8-4	5-2-1
In New Hampshire	8-9-2	4-2-2
In Connecticut	1-1-0	1-0-0
In Massachusetts	0-4-1	0-2-0
In New Jersey	1-0-0	0-0-0
In New York	3-2-1	0-0-0
In Rhode Island	0-1-0	1-0-0
Scoring a PPG	6-4-1	5-2-1
Not Scoring a PPG	6-13-3	1-2-1
Allowing a PPG	2-8-2	2-3-2
Not Allowing a PPG	11-9-2	4-1-0
Scoring a SHG	1-0-0	0-0-0
Allowing a SHG	0-2-0	1-0-0
More Penalties Than Opponent	4-3-1	3-3-2
Fewer Penalties Than Opponent	6-7-2	1-1-0
Same Amount of Penalties	3-7-1	2-0-0
In 1-Goal Games	5-4-0	3-1-0
In 2-Goal Games	1-7-0	1-1-0
In 3-Goal or More Games	7-6-0	2-2-0
In Overtime Games	1-3-4	0-1-2
Scoring 4 or More Goals	7-0-0	4-2-0
Scoring 3 Goals	3-3-2	1-1-0
Scoring 2 Goals	1-3-2	1-0-2
Scoring Fewer Than 2 Goals	2-9-0	0-1-0
Allowing 4 or More Goals	1-11-0	0-4-0
Allowing 3 or Fewer Goals	12-5-4	6-0-2
Scoring 1st Goal of Game	9-6-2	5-0-2
Opponents Score First	4-11-2	1-4-0
Leading After 1st Period	7-4-1	3-0-1
Trailing After 1st Period	2-8-0	0-3-0
Tied After 1st Period	4-5-3	3-1-1
Scoring 1st Goal of 2nd Period	8-6-3	4-4-1
Leading After 2 Periods	9-0-1	4-1-1
Trailing After 2 Periods	1-11-0	0-3-1
Tied After 2 Periods	2-6-3	2-0-0
Scoring 1st Goal of 3rd Period	7-2-2	4-1-1
Having 10-19 SOG	0-0-0	1-0-0
Having 20-29 SOG	9-5-0	3-2-1
Having 30-39 SOG	4-10-3	1-1-1
Having 40 or More SOG	1-2-0	1-1-0
Allowing 10-19 SOG	2-2-0	0-0-0
Allowing 20-29 SOG	7-9-4	2-1-2
Allowing 30-39 SOG	1-4-0	2-3-0
Allowing 40 or More SOG	2-1-0	2-0-0
Outshooting Opponent	7-14-4	3-2-1
Opponent Outshoots Dartmouth	6-3-0	3-2-1
Shots Are Even	0-0-0	0-0-0
October	1-0-0	0-0-0
November	3-3-0	3-2-1
December	1-4-1	3-2-1
January	3-3-1	0-0-0
February	2-3-2	0-0-0
March	3-4-0	0-0-0
Thursdays	0-0-0	0-0-1
Fridays	6-8-1	1-2-1
Saturdays	6-8-3	4-2-0
Sundays	1-1-0	1-0-0
Day Games (5 p.m. or earlier)	0-0-0	0-0-0
Games Following A Win	2-9-2	3-1-1
Games Following A Loss	9-5-2	2-1-1
Games Following A Tie	1-3-0	1-1-0

PLAYER HIGHS

POINTS		
3	Graber 1-2-3	at Yale (11.15)
3	O'Connor 1-2-3	at Yale (11.15)
3	O'Connor 2-1-3	at Brown (11.16)
3	O'Connor 2-1-3	CC (12.28)
GOALS		
2	Baker	at UNH (11.2)
2	Graber	Princeton (11.9)
2	O'Connor	at Brown (11.16)
2	O'Connor	CC (12.28)
2	Foreman	UConn (12.29)
ASSISTS		
2	Palocsik	at UNH (11.2)
2	O'Connor	Princeton (11.9)
2	Graber	at Yale (11.15)
2	O'Connor	at Yale (11.15)
2	Foreman	at Brown (11.16)
2	Palocsik	Bentley (12.12)
2	Less	at Northeastern (12.14)
2	Palocsik	CC (12.28)
SHOTS		
10	O'Connor	CC (12.28)
PENALTIES		
3	Demler	at UNH (11.2)
PENALTY MINUTES		
15	Losurdo	at Northeastern (12.14)
SAVES		
41	Clark	UConn (12.29)

HIGHS & LOWS

DARTMOUTH GAME HIGHS		
Points	12	2x
Goals	5	Colorado College (12.28)
Assists	8	at UNH (11.2)
Shots	47	at Harvard (11.1)
Saves	41	UConn (12.29)
Penalties	9	Bentley (12.12)
PIM	25	at Northeastern (12.14)
OPPONENT GAME HIGHS		
Points	19	at Harvard (11.1)
Goals	7	at Harvard (11.1)
Assists	12	2x
Shots	44	UConn (12.29)
Saves	44	at Harvard (11.1)
Penalties	7	Bentley (12.12)
PIM	14	Bentley (12.12)
DARTMOUTH GAME LOWS		
Points	3	Colgate (12.6)
Goals	1	Colgate (12.6)
Assists	2	Colgate (12.6)
Shots	17	Cornell (12.7)
Saves	23	2x
Penalties	2	2x
PIM	4	2x
OPPONENT GAME LOWS		
Points	3	3x
Goals	1	3x
Assists	2	3x
Shots	24	at Brown (11.16)
Saves	21	at Brown (11.16)
Penalties	1	3x
PIM	2	3x

WEEKLY POLLS

	USCHO	USA Hockey
9.30	RV (6)	NR
10.7	RV (5)	NR
10.14	RV (5)	NR
10.21	RV (4)	NR
10.28	RV (1)	NR
11.4	NR	NR
11.11	NR	NR
11.18	RV (4)	NR
11.25	RV (9)	NR
12.2	RV (7)	NR
12.9	RV (5)	NR
12.16	RV (1)	NR
12.30	RV (2)	NR

THE LAST TIME DARTMOUTH..

Swept a Home Weekend	Dec. 28-29, 2019 vs. CC (5-2) & UConn (4-3)
Was Swept in a Home Weekend	Feb. 24-25, 2017 vs. No. 20 SLU (5-4) & Clarkson (6-4)
Swept a Road Weekend	Nov. 15-16, 2019 at Yale (4-3) & Brown (4-1)
Was Swept in a Road Weekend	Nov. 1-2, 2019 at No. 19 Harvard (7-3) & UNH (5-4 ^{OT})
Shutout an Opponent at Home	Mar. 10, 2019 vs. St. Lawrence ^{GS} (8-0 Adrian Clark)
Shutout an Opponent on the Road	Feb. 16, 2019 at Clarkson (1-0 Adrian Clark)
Was Shut Out by an Opponent at Home	Feb. 23, 2019 vs. Brown (2-0 Luke Kania)
Was Shut Out by an Opponent on the Road	Dec. 8, 2018 at UNH (4-0 Mike Robinson)
Beat a Team Ranked No. 1	Nov. 27, 2014 vs. No. 1 Boston University (2-0)
Beat a Team Ranked No. 2-5	Dec. 7, 2019 vs. No. 2 Cornell (2-1)
Beat a Team Ranked No. 6-10	Feb. 16, 2018 vs. No. 7 Clarkson (3-2)
Beat a Team Ranked No. 11-15	Feb. 16, 2019 vs. No. 11 Clarkson (1-0)
Beat a Team Ranked No. 16-20	Nov. 30, 2018 vs. No. 16 Cornell (3-2)
Player Scored a Hat Trick	March 2, 2019 at RPI (Will Graber)
Allowed a Hat Trick	Mar. 11, 2018 at Harvard G3 (Ryan Donato)
Player Had Four or More Goals	Nov. 21, 2003 vs. Yale (Hugh Jessiman - 4g 1a)
Player Had Four or More Assists	Feb. 9, 2018 at RPI (Shane Sellar - 4a)
Player Had Five or More Points	Feb. 9, 2018 at RPI (Shane Sellar - 2-4-6, Will Graber - 3-2-5)
Multiple Players Had Multiple Goals in Same Game	March. 2, 2019 at RPI (Drew O'Connor - 2 Will Graber - 3)
Scored THREE Power-Play Goals	Mar. 10, 2019 vs. St. Lawrence ^{GS}
Scored FOUR Power-Play Goals	Mar. 1, 2008 at Colgate
Won When Trailing After Two Periods	Oct. 27, 2018 vs. Harvard Down 4-3, Won 7-6 ^{OT}
Had 50 or More Shots On Goal	Mar. 9, 2019 vs. St. Lawrence ^{GS} (L, 3-2 ^{OT} , 60 shots)
Allowed 50 Or More Shots On Goal	Nov. 11, 2016 at No. 7 Quinnipiac (L, 6-3, 54 shots)
Scored a Shorthanded Goal	Nov. 3, 2018 vs. Quinnipiac (Carl Hesler ENG)
Allowed a Shorthanded Goal	Dec. 29, 2019 vs. UConn (Ruslan Iskhakov)
Scored on a Penalty Shot	Jan. 24, 2015 at Cornell (Eric Neiley vs. Hayden Stewart, 1st 1:19)
Missed on a Penalty Shot	Jan. 30, 2015 vs. RPI (Jack Barre vs. Jason Kasdorf, 3rd 6:26)
Won In Overtime	Oct. 27, 2018 vs. Harvard (7-6 Quin Foreman)
Lost In Overtime	Nov. 2, 2019 at UNH (5-4)
Won a 1-0 Game	Feb. 16, 2019 at No. 11 Clarkson
Lost a 1-0 Game	Dec. 15, 2017 at No. 2 Denver
Played to a 0-0 Tie	Dec. 2, 2017 at Quinnipiac
Scored 6 Goals In a Game	Feb. 23, 2018 at Yale (6-4)
Scored 7 Goals In a Game	Oct. 27, 2018 vs. Harvard (7-6)
Scored 8 Goals In a Game	Mar. 10, 2019 vs. St. Lawrence ^{GS} (8-0)
Scored 9 Goals In a Game	Jan. 8, 2010 vs. Brown (9-4)
Scored 10 Or More Goals In a Game	Dec. 29, 2002 vs. UMass Lowell (10-2)
Allowed 10 Or More Goals In a Game	March 17, 2006 vs. Harvard (10-1)
Dartmouth Goalie Stopped 40 or More Shots	Dec. 29, 2019 vs. UConn (Adrian Clark, 41)
Opposing Goalie Stopped 40 or More Shots	Nov. 1, 2019 at Harvard (Cameron Gornet, 44)
Dartmouth Goalie Stopped 50 or More Shots	Jan. 9, 2009 vs. Yale (Jody O'Neill, 53)
Went Unpenalized	Mar. 8, 2019 vs. St. Lawrence ^{GS} W, 3-2
An Opponent Went Unpenalized	Jan. 15, 2008 at Boston University W, 3-2

ECAC POLLS

COACHES POLL

Rk.	Team (1st votes)	Points
1	Cornell (8)	118
2	Quinnipiac (3)	109
3	Clarkson (1)	100
4	Harvard	93
5	Yale	74
6	DARTMOUTH	68
7	Brown	61
8	Union	57
9	RPI	31
9	Princeton	31
11	Colgate	29
12	St. Lawrence	21

MEDIA POLL

Rk.	Team (1st votes)	Points
1	Cornell (13)	185
2	Clarkson	163
3	Quinnipiac (1)	162
4	Harvard (1)	150
5	DARTMOUTH (1)	123
6	Yale	108
7	Brown	96
8	Union	86
9	Colgate	54
10	RPI	52
11	Princeton	50
12	St. Lawrence	19

2019-20 GOAL BREAKDOWN

No.	Player	Opponent	Period Time	Type	Assist	Assist
1	Warpecha (1)	Harvard	2nd 1:36	EV	Losurdo	-
2	Markell (1)	Harvard	2nd 1:57	EV	Hesler	-
3	Foreman (1)	Harvard	2nd 6:34	EV	Demler	O'Connor
4	Blankemeier (1)	UNH	1st 2:07	EV	LeSueur	Palocsik
5	Baker (1)	UNH	1st 15:57	EV	Urbank	Matthews
6	Losurdo (1)	UNH	2nd 8:07	EV	Less	Palocsik
7	Baker (2)	UNH	2nd 9:52	EV	Demler	Losurdo
8	Warpecha (2)	QU	1st 3:36	EV	Losurdo	-
9	Campbell (1)	QU	3rd 9:43	EV	Gallant	Palocsik
10	Graber (1)	Princeton	1st 5:44	EV	O'Connor	-
11	Graber (2)^	Princeton	3rd 13:50	EV	Foreman	O'Connor
12	Warpecha (3)	Princeton	3rd 14:40	EV	Losurdo	Matthews
13	O'Connor (1)	Yale	1st 6:30	EV	Graber	-
14	Baker (3)	Yale	2nd 5:08	PP	Foreman	Matthews
15	Foreman (2)	Yale	3rd 8:46	EV	O'Connor	Graber
16	Graber (3)^	Yale	3rd 18:35	EV	O'Connor	Demler
17	Less (1)	Brown	1st 15:02	EV	O'Connor	Matthews
18	O'Connor (2)^	Brown	1st 16:26	PP	Foreman	Baker
19	Graber (4)	Brown	2nd 0:30	EV	-	-
20	O'Connor (3)	Brown	3rd 19:58	ENG	Foreman	Palocsik
21	O'Connor (3)	Colgate	2nd 1:58	PP	Foreman	Baker
22	Losurdo (2)	Cornell	1st 2:19	PP	Hesler	Less
23	Baker (4)^	Cornell	2nd 0:45	EV	Strong	Demler
24	Losurdo (3)	Bentley	1st 8:33	PP	Palocsik	Hesler
25	Hesler (1)	Bentley	2nd 10:01	EV	Palocsik	Demler
26	Losurdo (4)	Northeastern	2nd 0:54	EV	Warpecha	Baker
27	Warpecha (4)	Northeastern	2nd 8:39	EV	Less	Losurdo
28	Hesler (2)	Northeastern	2nd 8:52	EV	Less	-
29	Blankemeier	Northeastern	3rd 9:12	EV	Urbank	Hesler
30	Han (1)	CC	1st 1:23	EV	Warpecha	Rutherford
31	O'Connor (5)	CC	1st 16:13	EV	Palocsik	Baker
32	Baker (5)	CC	1st 17:06	PP	O'Connor	Palocsik
33	Foreman (3)	CC	2nd 18:34	EV	Gallant	-
34	O'Connor (6)	CC	3rd 19:16	EN	-	-
35	Foreman (4)	UConn	2nd 13:36	EV	O'Connor	-
36	O'Connor (7)	UConn	3rd 6:49	EV	-	-
37	Hesler (3)	UConn	3rd 9:38	PP	Less	Rutherford
38	Foreman (5)^	UConn	3rd 16:26	EV	-	-

1-Goal Games (1): COLGATE (12.6)

2-Goal Games (3): QUINNIPIAC (11.8), CORNELL (12.7), BENTLEY (12.12)

3-Goal Games (2): at Harvard (11.1), PRINCETON (11.9)

4-Goal Games (5): at UNH (11.2), at Yale (11.15), at Brown (11.16), at Northeastern (12.14), UConn (12.29)

5-Goal Games (1): Colorado College (12.28)

PLAYER GOAL BREAKDOWN

Player	19-20	Career	PP	SH	GW	GTG	1st	2nd	3rd	OT	Home	Away	Neutral
Markell	1	1						1				1	
Matthews		1											
DiMaio													
Paul													
Palocsik													
Cameron													
Warpecha	4	16					1	2	1		2	2	
Rutherford		10											
Sellar		16											
Gallant													
Strong		16											
Baker	5	18	2		2		1	4			2	3	
Campbell	1	1				1			1		1		
Foreman	5	26			1			3	2		3	2	
O'Connor	7	23	3		1		3	1	3		4	3	
Urbank													
LeSueur													
Hesler	3	3	1					2	1		2	1	
Han	1	5					1				1		
Less	1	2					1					1	
Blankemeier	2	10					1		1			2	
Losurdo	4	9	3				3	1			2	2	
Demler		1											
Graber	4	28			2		1	1	2		2	2	
Keohan													
Totals	38	186	9	0	6	1	12	15	11	0	19	19	0

SITUATIONAL SCORING

Situation	Dartmouth	Opponent
1st Goal of Game	7	5
Last Goal of Game	8	4
1st Minute of 1st		1
Last Minute of 1st		1
1st Minute of 2nd	3	
Last Minute of 2nd		1
1st Minute of 3rd		
Last Minute of 3rd	2	2
1st Minute of OT		
Last Minute of OT		1

Situation	Dartmouth	Opponent
Even Strength		
5v5	29	26
4v4		
3v3		
Extra Attacker		
Empty Net or Delayed Penalty	2	1
Penalty Shot		
Power Play		
5v4	9	12
5v3		
4v3		
5v5 (EN)		
Shorthanded		
4v5		
3v5		
3v4		
5v5 (EN)		
Totals	38	38

GOALIES BY GAME

GAME	GOALIE(S)	W-L-T	MINS	SAVES GA
11.1 @Harvard	Ferguson	L	58:35	30/6
11.2 @UNH	Clark	L ^{OT}	64:51	23/5
11.8 Quinnipiac	Clark	T ^{OT}	65:00	27/2
11.9 Princeton	Clark	W	60:00	27/1
11.15 @Yale	Clark	W	60:00	27/3
11.16 @Brown	Clark	W	60:00	23/1
12.6 Colgate	Clark	L	60:00	28/5
12.7 Cornell	Clark	W	60:00	39/1
12.12 Bentley	Clark	T	65:00	27/2
12.14 @ N'eastern	Clark	L	58:23	25/6
12.28 CC	Clark	W	59:54	29/2
12.29 UConn	Clark	W	60:00	41/3
1.3 @Princeton				
1.4 @Quinnipiac				
1.10 @Vermont				
1.11 BU				
1.17 Clarkson				
1.18 SLU				
1.24 @Cornell				
1.25 @Colgate				
1.31 @RPI				
2.1 @Union				
2.7 Harvard				
2.14 Brown				
2.15 Yale				
2.21 @SLU				
2.22 at Clarkson				
2.28 Union				
2.29 RPI				

LINE/PAIR COMBOS

FORWARD LINE	GP	RECORD	G-A-P
Strong-Hesler-Urbank	12	6-4-2	3-5-8
Warpecha-Baker-Losurdo	11	5-4-2	12-9-21
O'Connor-Graber-Foreman	9	4-4-1	10-13-23
Campbell-LeSueur-Rutherford	3	2-0-1	0-0-0
Rutherford-LeSueur-Blankemeier	2	0-2-0	1-1-2
Gallant-O'Connor-Foreman	2	2-0-0	6-3-9
Gallant-LeSueur-Rutherford	2	1-1-0	0-0-0
Warpecha-Baker-Losurdo	1	1-0-0	1-3-4
Gallant-Campbell-Rutherford	1	1-0-0	0-0-0
Campbell-LeSueur-Blankemeier	1	1-0-0	0-0-0
Campbell-Rutherford-Blankemeier	1	1-0-0	1-0-1
O'Connor-Rutherford-Foreman	1	0-0-1	0-0-0
Gallant-LeSueur-Blankemeier	1	0-0-1	0-1-1
Gallant-Campbell-Blankemeier	1	0-1-0	1-0-1
DEFENSIVE PAIRING	GP	RECORD	G-A-P
Demler-Palocsik	12	6-4-2	0-13-13
Matthews-Less	12	6-4-2	1-9-10
Han-Markell	6	4-1-1	1-0-1
Cameron-Markell	4	1-2-1	1-0-1
Han-Paul	1	1-0-0	0-0-0
Han-Cameron	1	0-1-0	0-0-0
THE 19 TH SKATER	GP	RECORD	G-A-P
Campbell (F)	3	1-1-1	1-0-1
Gallant (F)	2	1-1-0	0-0-0
Paul (D)	4	3-0-1	0-0-0
Han (D)	1	0-1-0	0-0-0
Blankemeier (F)	1	1-0-0	0-0-0
Cameron (D)	1	0-1-0	0-0-0

SEASON STAT LEADERS

##	Points	GP	G	A	Pts	Sh
18	O'Connor, Drew	12	7	8	15	52
17	Foreman, Quin	12	5	5	10	34
14	Baker, Matt	12	5	4	9	27
26	Losurdo, Jeff	11	4	5	9	27
6	Palocsik, Tanner	12	0	8	8	29
22	Hesler, Sam	12	3	4	7	23
28	Graber, Will	9	4	2	6	19
8	Warpecha, Daniel	12	4	2	6	29
24	Less, Brendan	12	1	5	6	14
27	Demler, Brendan	12	0	5	5	12

##	Goals	GP	G	A	Pts	Sh
18	O'Connor, Drew	12	7	8	15	52
17	Foreman, Quin	12	5	5	10	34
14	Baker, Matt	12	5	4	9	27
26	Losurdo, Jeff	11	4	5	9	27
28	Graber, Will	9	4	2	6	19
8	Warpecha, Daniel	12	4	2	6	29
22	Hesler, Sam	12	3	4	7	23
25	Blankemeier, Ryan	7	2	0	2	5
24	Less, Brendan	12	1	5	6	14
16	Campbell, Tyler	10	1	0	1	8

##	Power-Play Goals	GP	PPG
18	O'Connor, Drew	12	3
26	Losurdo, Jeff	11	3
14	Baker, Matt	12	2

##	Short-Handed Goals	GP	SHG
14	Baker, Matt	12	2
28	Graber, Will	9	2

##	Game-Winning Goals	GP	GWG
14	Baker, Matt	12	2
28	Graber, Will	9	2

##	Plus/Minus	GP	+/-
3	Matthews, Joey	12	+8
24	Less, Brendan	12	+8
27	Demler, Brendan	12	+5
8	Warpecha, Daniel	12	+5
18	O'Connor, Drew	12	+3
26	Losurdo, Jeff	11	+3
6	Palocsik, Tanner	12	+2
14	Baker, Matt	12	+1
11	Gallant, Mark	9	+1

##	Assists	GP	G	A	Pts	Sh
18	O'Connor, Drew	12	7	8	15	52
6	Palocsik, Tanner	12	0	8	8	29
17	Foreman, Quin	12	5	5	10	34
26	Losurdo, Jeff	11	4	5	9	27
24	Less, Brendan	12	1	5	6	14
27	Demler, Brendan	12	0	5	5	12
14	Baker, Matt	12	5	4	9	27
22	Hesler, Sam	12	3	4	7	23
3	Matthews, Joey	12	0	4	4	13
28	Graber, Will	9	4	2	6	19

##	Shots	GP	G	A	Pts	Sh	Sh%
18	O'Connor, Drew	12	7	8	15	52	.135
17	Foreman, Quin	12	5	5	10	34	.147
6	Palocsik, Tanner	12	0	8	8	29	.000
8	Warpecha, Daniel	12	4	2	6	29	.138
14	Baker, Matt	12	5	4	9	27	.185
26	Losurdo, Jeff	11	4	5	9	27	.148
22	Hesler, Sam	12	3	4	7	23	.130
28	Graber, Will	9	4	2	6	19	.211
9	Rutherford, Collin	11	0	2	2	16	.000
24	Less, Brendan	12	1	5	6	14	.071

##	Shot Pct.	GP	G	A	Pts	Sh	Sh%
25	Blankemeier, Ryan	7	2	0	2	5	.400
23	Han, Clay	9	1	0	1	4	.250
28	Graber, Will	9	4	2	6	19	.211
2	Markell, Harrison	10	1	0	1	5	.200
14	Baker, Matt	12	5	4	9	27	.185
26	Losurdo, Jeff	11	4	5	9	27	.148
17	Foreman, Quin	12	5	5	10	34	.147
8	Warpecha, Daniel	12	4	2	6	29	.138
18	O'Connor, Drew	12	7	8	15	52	.135
22	Hesler, Sam	12	3	4	7	23	.130

##	Penalties	GP	Pen	Min
28	Graber, Will	9	7	14
14	Baker, Matt	12	6	12
18	O'Connor, Drew	12	5	10
27	Demler, Brendan	12	5	10
22	Hesler, Sam	12	4	8
3	Matthews, Joey	12	4	11
6	Palocsik, Tanner	12	3	6
26	Losurdo, Jeff	11	3	17
5	Paul, Brock	5	3	6
21	LeSueur, Christian	9	3	6

##	Penalty Minutes	GP	Pen	Min
26	Losurdo, Jeff	11	3	17
28	Graber, Will	9	7	14
14	Baker, Matt	12	6	12
3	Matthews, Joey	12	4	11
18	O'Connor, Drew	12	5	10
27	Demler, Brendan	12	5	10
22	Hesler, Sam	12	4	8
5	Paul, Brock	5	3	6
21	LeSueur, Christian	9	3	6
8	Warpecha, Daniel	12	3	6

OVERALL & ECAC HOCKEY STATS

OVERALL

##	Player	gp	g	a	pts	sh	+/-	pen-min	pp	sh	gw
18	O'Connor, Drew	12	7	8	15	52	+3	5-10	3	0	1
17	Foreman, Quin	12	5	5	10	34	-2	1-2	0	0	1
14	Baker, Matt	12	5	4	9	27	+1	6-12	2	0	2
26	Losurdo, Jeff	11	4	5	9	27	+3	3-17	3	0	0
6	Palocsik, Tanner	12	0	8	8	29	+2	3-6	0	0	0
22	Hesler, Sam	12	3	4	7	23	-2	4-8	1	0	0
28	Graber, Will	9	4	2	6	19	0	7-14	0	0	2
8	Warpecha, Daniel	12	4	2	6	29	+5	3-6	0	0	0
24	Less, Brendan	12	1	5	6	14	+8	1-2	0	0	0
27	Demler, Brendan	12	0	5	5	12	+5	5-10	0	0	0
3	Matthews, Joey	12	0	4	4	13	+8	4-11	0	0	0
25	Blankemeier, Ryan	7	2	0	2	5	0	0-0	0	0	0
11	Gallant, Mark	9	0	2	2	13	+1	2-4	0	0	0
9	Rutherford, Collin	11	0	2	2	16	0	2-4	0	0	0
20	Urbank, Eric	12	0	2	2	14	0	2-4	0	0	0
16	Campbell, Tyler	10	1	0	1	8	-1	1-2	0	0	0
23	Han, Clay	9	1	0	1	4	-1	1-2	0	0	0
2	Markell, Harrison	10	1	0	1	5	-6	0-0	0	0	0
21	LeSueur, Christian	9	0	1	1	6	-1	3-6	0	0	0
12	Strong, Cam	12	0	1	1	10	-4	2-4	0	0	0
7	Cameron, Jack	6	0	0	0	3	-5	0-0	0	0	0
5	Paul, Brock	5	0	0	0	3	-1	3-6	0	0	0
	TM TEAM	3	0	0	0	0	0	1-2	0	0	0
	Total	12	38	60	98	366	+13	59-132	9	0	6
	Opponents	12	38	67	105	384	-17	42-84	12	1	4

CONFERENCE

gp	g	a	pts	sh	+/-	pen-min	pp	sh	gw
7	4	6	10	25	+3	2-4	2	0	1
7	2	5	7	19	0	1-2	0	0	0
7	2	2	4	15	-2	3-6	1	0	1
7	1	3	4	19	+1	1-2	1	0	0
7	0	2	2	19	0	0-0	0	0	0
7	0	2	2	11	-3	2-4	0	0	0
6	4	2	6	14	+2	5-10	0	0	2
7	3	0	3	15	0	1-2	0	0	0
7	1	1	2	9	+6	0-0	0	0	0
7	0	3	3	10	-1	2-4	0	0	0
7	0	3	3	10	+3	1-2	0	0	0
3	0	0	0	0	-2	0-0	0	0	0
6	0	1	1	5	0	1-2	0	0	0
7	0	0	0	10	-2	1-2	0	0	0
7	0	0	0	12	-1	0-0	0	0	0
6	1	0	1	4	-1	0-0	0	0	0
4	0	0	0	0	0	1-2	0	0	0
5	1	0	1	3	-5	0-0	0	0	0
6	0	0	0	4	-1	1-2	0	0	0
7	0	1	1	8	-3	1-2	0	0	0
4	0	0	0	1	-4	0-0	0	0	0
2	0	0	0	2	-1	3-6	0	0	0
	-								
7	19	31	50	215	-11	26-52	4	0	4
7	20	35	55	221	+9	19-38	3	0	2

OVERALL

##	Player	gp	min.	ga	gaavg	saves	pct	w	l	t
35	Clark, Adrian	11	673:08	31	2.76	316	.911	6	3	2
31	Ferguson, Justin	1	58:35	6	6.15	30	.833	0	1	0
	T TEAM	3	3:08	1	0.00	0	.000	0	0	0
	Total	12	734:51	38	3.10	346	.901	6	4	2
	Opponents	12	734:51	38	3.10	328	.896	4	6	2

CONFERENCE

gp	min.	ga	gaavg	saves	pct	w	l	t
6	365:00	13	2.14	171	.929	4	1	1
1	58:35	6	6.15	30	.833	0	1	0
1	1:25	1	0.00	0	.000	0	0	0
7	425:00	20	2.82	201	.910	4	2	1
7	425:00	19	2.68	196	.912	2	4	1

Shots on Goal	shots	avg/g	shot%
Dartmouth	366	30.50	.104
Opponents	384	32.00	.099

Shots on Goal	shots	avg/g	shot%
Dartmouth	215	30.71	.088
Opponents	221	31.57	.090

Power Plays	goals	chance	pp%
Dartmouth	9	36	.250
Opponents	12	53	.226

Power Plays	goals	chance	pp%
Dartmouth	4	16	.250
Opponents	3	24	.125

Goals by Period	1st	2nd	3rd	OT	Total
Dartmouth	11	16	11	0	38
Opponents	13	14	10	1	38

Goals by Period	1st	2nd	3rd	OT	Total
Dartmouth	6	7	6	0	19
Opponents	7	8	5	0	20

TEAM STATISTICS

TEAM STATISTICS	DART	OPP
SHOT STATISTICS		
Goals-Shot attempts	38-366	38-384
Shot pct.	.104	.099
Goals/Game	3.2	3.2
Shots/Game	30.5	32.0
Assists	60	67
POWER PLAYS		
Goals-Power Plays	9-36	12-53
Conversion Percent	.250	.226
Shot Attempts	60	93
Shot Percent	.150	.129
GOAL BREAKDOWN		
Total Goals	38	38
Power Play	9	12
Short-handed	0	1
Empty net	2	1
Penalty	0	0
Unassisted	4	1
Overtime	0	1
Shootout	0	0
Delayed Penalty	0	0
PENALTIES		
Number	59	42
Minutes	132	84
Penalties/Game	4.9	3.5
Pen minutes/Game	11.0	7.0
Minor	56	42
Major	2	0
10-minute Misconduct	0	0
Game Misconduct	0	0
Gross Misconduct	0	0
Match	1	0
FACEOFFS (W-L)	375-379	379-375
Faceoff W-L Pct.	.497	.503
SHOOTOUTS (Made-Att)	0-0	0-0
ATTENDANCE		
Total	14486	9607
Dates/Avg Per Date	7/2069	5/1921
Neutral Site #/Avg	0/0	

Goals by Period	1st	2nd	3rd	OT	Total
Dartmouth	11	16	11	0	38
Opponents	13	14	10	1	38

Saves by Period	1st	2nd	3rd	OT	Total
Dartmouth	105	122	113	6	346
Opponents	103	107	112	6	328

GAME BY GAME

Date	Opponent	Score	G	A	Pts	Sh	Sh%	+/-Pen-Min	PP	SH	EN	GW	GT	Hat	UA	Blk
11/1/19	at Harvard	3-7	3	4	7	47	.064	-21 3-6	0	0	0	0	0	0	0	14
11/2/19	at New Hampshire	4-5	4	8	12	26	.154	+5 7-14	1	0	0	0	0	0	0	11
11/8/19	QUINNIPIAC	2-2	2	3	5	27	.074	+5 2-4	0	0	0	0	1	0	0	14
11/9/19	PRINCETON	3-1	3	5	8	35	.086	+10 6-12	0	0	0	1	0	0	0	4
11/15/19	at Yale	4-3	4	7	11	29	.138	+5 3-6	1	0	0	1	0	0	0	14
11/16/19	at Brown	4-1	4	6	10	25	.160	+10 2-4	1	0	1	1	0	0	1	10
12/6/19	COLGATE	1-5	1	2	3	35	.029	-20 5-10	1	0	0	0	0	0	0	12
12/7/19	CORNELL	2-1	2	4	6	17	.118	0 5-10	1	0	0	1	0	0	0	19
12/12/19	BENTLEY	2-2	2	4	6	31	.065	+5 9-18	1	0	0	0	0	0	0	11
12/14/19	at Northeastern	4-6	4	7	11	27	.148	+5 7-25	0	0	0	0	0	0	0	17
12/28/19	COLORADO COLLEGE	5-2	5	7	12	40	.125	+4 5-13	2	0	1	1	0	0	1	8
12/29/19	UCONN	4-3	4	3	7	27	.148	+5 5-10	1	0	0	1	0	0	2	27
Dartmouth		38-38	38	60	98	366	.104	+13 59-132	9	0	2	6	1	0	4	161
			38	67	105	384	.099	-17 42-84	12	1	1	4	1	0	1	152

TEAM PER-GAME

Games played: 12

Shots per game: 30.50;Goals per game: 3.17

Assists per game: 5.00;Points per game: 8.17

TEAM COMPARISONS

Date	Opponent	Score	Goals	Shots		Penalties		Power Plays	
				Assists	Shots	Pen-Min	Pen-Min	G-Ch	G-Ch
11/1/19	at Harvard	3-7	3 / 7	4 / 12	47 / 37	3-6 /	1-2	0-1 /	0-3
11/2/19	at New Hampshire	4-5	4 / 5	8 / 10	26 / 28	7-14 /	3-6	1-3 /	3-6
11/8/19	QUINNIPIAC	2-2	2 / 2	3 / 3	27 / 29	2-4 /	1-2	0-1 /	1-2
11/9/19	PRINCETON	3-1	3 / 1	5 / 2	35 / 28	6-12 /	4-8	0-3 /	0-6
11/15/19	at Yale	4-3	4 / 3	7 / 5	29 / 30	3-6 /	2-4	1-1 /	1-2
11/16/19	at Brown	4-1	4 / 1	6 / 2	25 / 24	2-4 /	4-8	1-4 /	0-2
12/6/19	COLGATE	1-5	1 / 5	2 / 9	35 / 33	5-10 /	6-12	1-5 /	1-4
12/7/19	CORNELL	2-1	2 / 1	4 / 2	17 / 40	5-10 /	1-2	1-1 /	0-5
12/12/19	BENTLEY	2-2	2 / 2	4 / 4	31 / 29	9-18 /	7-14	1-5 /	2-8
12/14/19	at Northeastern	4-6	4 / 6	7 / 12	27 / 31	7-25 /	3-6	0-3 /	3-6
12/28/19	COLORADO COLLEGE	5-2	5 / 2	7 / 3	40 / 31	5-13 /	5-10	2-4 /	0-4
12/29/19	UCONN	4-3	4 / 3	3 / 3	27 / 44	5-10 /	5-10	1-5 /	1-5
Totals		38-38	38 / 38	60 / 67	366 / 38	59-132 /	42-84	9-36 /	12-53

Note: Game totals are displayed in the format TEAM/OPPONENT for each category

2019-20 PLAYER HIGHLIGHTS

PLAYER	NOTES
2 Harrison Markell / So.	Scored his first career goal in the season opener at No. 19 Harvard (11.1)...
3 Joey Matthews / Jr.	Picked up his 1st point of the year with an assist vs. Princeton (11.9)...
4 Ben DiMaio / Sr.	-
5 Brock Paul / Fr.	Made his Dartmouth debut vs. Princeton (11.9)...
6 Tanner Palocsik / Fr.	Picked up the first two points of his career with a pair of assists at UNH (11.2)...Assisted on the GTG vs. No. 15 Quinnipiac (11.8)...Had an assist at Brown (11.16)...Posted a pair of assists against Bentley (12.12)...Picked up a pair of assists against Colorado College (12.28) in the Ledyard Classic opener...
7 Jack Cameron / Fr.	-
8 Daniel Warpecha / Jr.	Scored the first Dartmouth goal of the season at No. 19 Harvard (11.1)...Scored the first goal of the game vs. No. 15 Quinnipiac (11.8) in the team's home opener...Notched the insurance marker in Dartmouth's first win of the season, a 3-1 victory vs. Princeton (11.9)... Had a goal and assist at No. 12 Northeastern (12.14)...Picked up an assist against Colorado College (12.28) in the Ledyard Classic opener...
9 Collin Rutherford / Jr.	Had an assist in each game of the Ledyard Classic against Colorado College (12.28) and UConn (12.29)...
10 Shane Sellar / Sr.	Will miss the season with an injury.
11 Mark Gallant / Fr.	First collegiate point came on an assist on the GTG vs. No. 15 Quinnipiac (11.8) in the home opener...Assisted on Quin Foreman's first goal of the Ledyard Classic against Colorado College (12.28)...
12 Cam Strong / Jr.	Named an alternate captain... Posted the primary assist on Matt Baker's game-winning goal against No. 2 Cornell (12.7)...
14 Matt Baker / So.	Scored twice at UNH (11.2)...Scored a power-play goal in Dartmouth's win at Yale (11.15)...Picked up an assist on Dartmouth's lone goal against Colgate (12.6)...Scored the game winner against No. 2 Cornell (12.7), finding the back of the net just 45 seconds into the middle period... Dished out an assist at No. 12 Northeastern (12.14)...Had a goal and an assist in the Ledyard Classic opener against Colorado College (12.28) with the PPG standing up as the game winner...
16 Tyler Campbell / Sr.	Scored his first collegiate game, tying the game and earning his team a 2-2 tie with No. 15 Quinnipiac (11.8) in the team's home opener...
17 Quin Foreman / So.	Notched the third Dartmouth goal of the second period in the opener at Harvard (11.1)... Assisted on the GWG vs. Princeton (11.9)...Had a third-period goal at Yale (11.15)...Registered his first multi-point game of the season at Brown (11.16), finishing with two helpers...Picked up an assist on Dartmouth's lone goal against Colgate (12.6)...Scored against Colorado College (12.28) and then added two scores and three points in the Ledyard Classic Championship Game the following night against UConn (12.29), scoring the game winner with just 3:36 to play... For his efforts he was not only named to the all-tournament team, but named the 2019 Ledyard Classic Most Valuable Player ...

2019-20 PLAYER HIGHLIGHTS

PLAYER	NOTES
18 Drew O'Connor / So.	Had an assist at Harvard (11.1)...Dished out a pair of assists against Princeton (11.9)...Had a goal and two assists at Yale (11.5), including assisting on game winner in the final minutes...Scored twice, including the GWG, and assisted on another to match his career high with three points against Brown (11.16)...Was named the ECAC Hockey Player of the Week (11.18) for the first time in his career...Was tabbed as the NCAA's First Star of the Week (11.19) for leading the nation in scoring over the course of the week (3-3-6)... Scored Dartmouth's lone goal against Colgate (12.6)...Scored twice and finished with three points against Colorado College (12.28)... Added another two points (1-1-2) in the Ledyard Classic title game the following night against UConn (12.28) to earn all-tournament team honors... Was named the ECAC Hockey Player of the Week (12.30) for the second time in 2019-20 for leading the league in scoring during the weekend of the Ledyard...
20 Erik Urbank / So.	Picked up his first career point with a helper at UNH (11.2)... Dished out an assist at No. 12 Northeastern (12.14)...
21 Christian LeSueur / So.	Picked up his first career point with an assist at UNH (11.2)...
22 Sam Hesler / So.	Recorded an assist against UNH (11.1) for his first point of the season...Scored his first career goal against Bentley (12.12), while also adding an assist for his first career multi-point game...Had a goal and assist at No. 12 Northeastern (12.14)... Was named the ECAC Hockey Player of the Week (12.16) following his two multi-point games vs. Bentley and Northeastern...Scored the tying goal against UConn (12.29) in the Ledyard Classic title game in which Dartmouth erased a 3-1 third-period deficit to win, 4-3..
23 Clay Han / Sr.	Scored his first goal of the season just 1:23 into the game against Colorado College (12.28) in the Ledyard Classic opener...
24 Brendan Less / Jr.	Scored his first goal of the season at Brown (11.16), opening the scoring...Assisted on Dartmouth's first goal in the 2-1 win against No. 2 Cornell (12.7)...Dished out a pair of assists at No. 12 Northeastern (12.14) in a span of just 13 seconds...Assisted on Sam Hesler's tying goal against UConn (12.29) in the Ledyard Classic title game...
25 Ryan Blankemeier / Sr.	His first goal of the season came at UNH (11.2)...Scored the final goal of the game at No. 12 Northeastern (12.14)...
26 Jeff Losurdo / So.	Had an assist at Harvard (11.1) in the opener...Picked up a goal and an assist at UNH (11.2)...Had a helper against both No. 15 Quinnipiac (11.8) and Princeton (11.9) in the first two home games of the season...Scored a PPG just over 2 minutes into Dartmouth's 2-1 win against No. 2 Cornell (12.7)...Notched his third first-period power-play goal of the season against Bentley (12.12)...Had a goal and assist at No. 12 Northeastern (12.14)...
27 Brendan Demler / Jr.	Named the 120th captain in team history... Had assists in each of the first two games of the season at Harvard (11.1) and UNH (11.2)...Picked up an assist on the GWG at Yale (11.15)... Posted an assist on Matt Baker's game-winning goal against No. 2 Cornell (12.7)...Had an assist on Sam Hesler's first career goal against Bentley (12.12)...
28 Will Graber / Sr.	Playing in his 100th career game, he scored two goals, including the tennis ball goal and the game winner against Princeton (11.9)...Found the back of the net with 1:25 left in regulation to give Dartmouth a 4-3 win at Yale (11.15) as part of a three-point night (1-2-3)...Scored an unassisted goal 30 seconds into the 2nd period in a 4-1 win at Brown (11.16)...
29 Sean Keohan / Fr.	-
GOALIE	NOTES
30 Dean Shatzer / Sr.	-
31 Justin Ferguson / So.	Made a career-high 30 saves in the season opener at Harvard (11.1)...
35 Adrian Clark / Sr.	His glove save at UNH was named the No. 5 play of the week by NCAA.com...Stopped 27 shots in both games of the opening homestand against No. 15 Quinnipiac (11.8) and Princeton (11.9) to go 1-0-1...Earned the road sweep of Yale (11.15) and Brown (11.16) with games of 23 and 27 saves, respectively...Posted 39 saves and was outstanding in Dartmouth's 2-1 win against No. 2 Cornell (12.7), making 21 saves in the third period...Named the DartmouthSports.com Male Athlete of the Week (12.9) after his performance against Cornell...Stopped 29 shots against Colorado College (12.28) and a season-high 41 against UConn (12.29) to help his team win the Ledyard Classic... He was tabbed as the tournament's Most Outstanding Goaltender for his 70-save, two-win weekend...Named the ECAC Hockey Goalie of the Week (12.30) for the third time in his career...

CAREER HIGHS

PLAYER	GOALS	ASSISTS	POINTS
2 Harrison Markell So.	1, 11.1.19 at Harvard	1, 5x, Last: 1.25.19 vs. ST. LAWRENCE	1, 6x, Last: 11.1.19 at Harvard
3 Joey Matthews Jr.	1, 12.29.18 vs. ARMY WEST POINT	2, 2.23.18 at Yale	2, 2x, Last: 12.29.18 vs. ARMY WEST POINT
4 Ben DiMaio Sr.	-	-	-
5 Brock Paul Fr.	-	-	-
6 Tanner Palocsik Fr.	-	2, 3x, Last: 12.28.19 vs. CC	2, 3x, Last: 12.28.19 vs. CC
7 Jack Cameron Fr.	-	-	-
8 Daniel Warpecha Sr.	2, 12.31.16 vs. UMASS LOWELL	1, 11x, Last: 12.28.19 vs. CC	2, 4x, Last: 12.14.19 at Northeasten
9 Collin Rutherford Jr.	2, 2.17.18 vs. ST. LAWRENCE	1, 10x, Last: 12.29.19 vs. UConn	2, 4x, Last: 1.25.19 vs. ST. LAWRENCE
10 Shane Sellar Sr.	2, 3x, Last: 10.27.18 vs. Harvard	4, 2.9.18 at Rensselaer	6, 2.9.18 at Rensselaer
11 Mark Gallant Fr.	-	1, 2x, Last: 12.28.19 vs. CC	1, 2x, Last: 12.28.19 vs. CC
12 Cam Strong Sr.	1, 17x, Last: 12.14.18 at BU	1, 7x, Last: 12.7.19 vs. CORNELL	2, 12.16.17 at Denver
14 Matt Baker Jr.	2, 2x, Last: 1.20.18 at Clarkson	3, 3.10.19 vs. ST. LAWRENCE ^{G3}	3, 3.10.19 vs. ST. LAWRENCE ^{G3}
16 Tyler Campbell Fr.	1, 11.8.19 vs. Quinnipiac	-	1, 11.8.19 vs. Quinnipiac
17 Quin Foreman Jr.	3, 2.23.18 at Yale	3, 3.10.19 vs. ST. LAWRENCE ^{G3}	4, 2x, LAST: 3.10.19 vs. ST. LAWRENCE ^{G3}
18 Drew O'Connor So.	2, 4x, Last: 12.28.19 vs. CC	2, 2x, Last: 11.9.19 vs. Princeton	3, 3x, Last: 12.28.19 vs. CC
20 Erik Urbank So.	-	1, 2x, Last: 12.14.19 at Northeasten	1, 2x, Last: 12.14.19 at Northeasten
21 Christian LeSueur So.	-	1, 11.2.19 at UNH	1, 11.2.19 at UNH
22 Sam Hesler So.	1, 3x, Last: 12.29.19 vs. UConn	1, 5x, Last: 12.14.19 at Northeasten	2, 2x, Last: 12.14.19 at Northeasten
23 Clay Han Sr.	1, 5x, Last: 12.28.19 vs. CC	2, 1.14.17 at Rensselaer	2, 1.14.17 at Rensselaer
24 Brendan Less Jr.	1, 2x, Last: 11.16.19 at Brown	2, 12.14.19 at Northeasten	2, 12.14.19 at Northeasten
25 Ryan Blankemeier Sr.	1, 8x, Last: 11.2.19 at UNH	2, 1.28.17 at Cornell	2, 2x, Last: 1.28.17 at Cornell
26 Jeff Losurdo So.	1, 9x, Last: 12.14.19 at Northeasten	2, 3x, Last: 12.29.18 vs. ARMY WEST POINT	3, 3.10.19 vs. ST. LAWRENCE ^{G3}
27 Brendan Demler Jr.	1, 2x, Last: 3.16.19 at Harvard ^{G2}	1, 6x, Last: 11.15.19 at Yale	1, 8x, Last: 11.15.19 at Yale
28 Will Graber Sr.	3, 2x, Last: 3.2.18 at Rensselaer	3, 2x, Last: 2.23.18 at Yale	5, 2.9.18 at Rensselaer
29 Sean Keohan Fr.	-	-	-
GOALIE	SAVES	ASSISTS	SHUTOUTS
30 Dean Shatzer Jr.	21, 12.1.17 at Princeton	-	-
31 Justin Ferguson Fr.	30, 11.1.19 at Harvard	1, 11.2.18 vs. PRINCETON	-
35 Adrian Clark Jr.	43, 12.2.17 at Quinnipiac	1, 2x, Last: 12.30.18 vs. PROVIDENCE	7, Last: 3.10.19 vs. ST. LAWRENCE ^{G3}

GAME SUMMARIES

#	Date	Opponent	Record (ECAC)	W-L-T	GF	GA	Scorers	GWG	PP	PK	SF	SA	Goalie	Arena	Crowd
1	11.1	at Harvard Crimson	0-1-0 (0-1-0)	L	3	7	8-2-17	-	0-1	3-3	47	37	31	Bright-Landry	1500
2	11.2	at UNH Wildcats	0-2-0	L ^{OT}	4	5	25-14 ² -26	-	1-3	4-7	26	28	35	Whittemore	4012
3	11.8	Quinnipiac Bobcats	0-2-1 (0-1-1)	T ^{OT}	2	2	8-16	-	0-1	1-2	27	29	35	Thompson	1589
4	11.9	Princeton Tigers	1-2-1 (1-1-1)	W	3	1	28 ² -8	28	0-3	6-6	35	28	35	Thompson	2837
5	11.15	at Yale Bulldogs	2-2-1 (2-1-1)	W	4	3	18-14 17-28	28	1-1	1-2	29	30	35	Ingalls	1842
6	11.16	at Brown Bears	3-2-1 (3-1-1)	W	4	1	24-18 ² -28	18	1-4	2-2	25	24	35	Meehan	489
7	12.6	Colgate Raiders	3-3-1 (3-2-1)	L	1	5	18	-	1-5	3-4	35	33	35	Thompson	1303
8	12.7	Cornell Big Red	4-3-1 (4-2-1)	W	2	1	26-14	14	1-1	5-5	17	40	35	Thompson	2267
9	12.12	Bentley Falcons	4-3-2	T	2	2	26-22	-	1-6	6-8	31	29	35	Thompson	1175
10	12.14	Northeastern Huskies	4-4-2	L	4	6	26-8 22-25	-	0-3	3-6	27	31	35	Matthews	1764
11	12.28	CC Tigers	5-4-2	W	5	2	18 ² -17- 14-23	14	2-4	4-4	40	31	35	Thompson	3003
12	12.29	UConn Huskies	6-4-2	W	4	3	17 ² -18-22	17	1-5	4-5	27	44	35	Thompson	2312

GOALS-ASSISTS-POINTS

	2 Markell	3 Matthews	4 DiMaio	5 Paul	6 Palocsik	7 Cameron	8 Warpecha	9 Rutherford	10 Sellar	11 Gallant	12 Strong	14 Baker	16 Campbell
Harvard	1-0-1	0-0-0	DNP	DNP	0-0-0	0-0-0	1-0-1	0-0-0	DNP	0-0-0	0-0-0	0-0-0	DNP
UNH	0-0-0	0-1-1	DNP	DNP	0-2-0	0-0-0	0-0-0	0-0-0	DNP	DNP	0-0-0	2-0-2	DNP
QUINNIPIAC	0-0-0	0-0-0	DNP	DNP	0-1-1	0-0-0	1-0-1	0-0-0	DNP	0-1-1	0-0-0	0-0-0	1-0-1
PRINCETON	DNP	0-1-1	DNP	0-0-0	0-0-0	DNP	1-0-1	0-0-0	DNP	0-0-0	0-0-0	0-0-0	0-0-0
Yale	0-0-0	0-1-1	DNP	DNP	0-0-0	0-0-0	0-0-0	0-0-0	DNP	0-0-0	0-0-0	1-0-1	0-0-0
Brown	0-0-0	0-1-1	DNP	DNP	0-1-1	DNP	0-0-0	0-0-0	DNP	DNP	0-0-0	0-1-1	0-0-0
COLGATE	DNP	0-0-0	DNP	DNP	0-0-0	0-0-0	0-0-0	0-0-0	DNP	0-0-0	0-0-0	0-1-1	0-0-0
CORNELL	0-0-0	0-0-0	DNP	0-0-0	0-0-0	DNP	0-0-0	0-0-0	DNP	0-0-0	0-1-1	1-0-1	0-0-0
BENTLEY	0-0-0	0-0-0	DNP	0-0-0	0-2-2	DNP	0-0-0	0-0-0	DNP	DNP	0-0-0	0-0-0	0-0-0
Northeastern	0-0-0	0-0-0	DNP	DNP	0-0-0	0-0-0	1-1-2	0-0-0	DNP	0-0-0	0-0-0	0-1-1	0-0-0
COLORADO COLLEGE	0-0-0	0-0-0	DNP	0-0-0	0-2-2	DNP	0-1-1	0-1-1	DNP	0-1-1	0-0-0	1-1-2	0-0-0
UCONN	0-0-0	0-0-0	DNP	0-0-0	0-0-0	DNP	0-0-0	0-1-1	DNP	0-0-0	0-0-0	0-0-0	0-0-0
Princeton													
Quinnipiac													
Vermont													
BOSTON UNIVERSITY													
CLARKSON													
ST. LAWRENCE													
Cornell													
Colgate													
Rensselaer													
Union													
HARVARD													
BROWN													
YALE													
St. Lawrence													
Clarkson													
UNION													
RENSSELAER													

GOALS-ASSISTS-POINTS

	17 Foreman	18 O'Connor	20 Urbank	21 LeSueur	22 Hesler	23 Han	24 Less	25 Blankemeier	26 Losurdo	27 Demler	28 Graber	29 Keohan
Harvard	1-0-1	0-1-1	0-0-0	0-0-0	0-0-0	DNP	0-0-0	0-0-0	0-1-1	0-1-1	0-0-0	DNP
UNH	0-0-0	0-0-0	0-1-1	0-1-1	0-1-1	0-0-0	0-0-0	1-0-1	1-1-2	0-1-1	0-0-0	DNP
QUINNIPIAC	0-0-0	0-0-0	0-0-0	0-0-0	0-0-0	DNP	0-0-0	0-0-0	0-1-1	0-0-0	DNP	DNP
PRINCETON	0-1-1	0-2-2	0-0-0	0-0-0	0-0-0	0-0-0	0-0-0	DNP	0-1-1	0-0-0	2-0-2	DNP
Yale	1-0-1	1-2-3	0-0-0	0-0-0	0-0-0	DNP	0-0-0	DNP	0-0-0	0-1-1	1-2-3	DNP
Brown	0-2-2	2-1-3	0-0-0	0-0-0	0-0-0	0-0-0	1-0-1	0-0-0	0-0-0	0-0-0	1-0-1	DNP
COLGATE	0-1-1	1-0-1	0-0-0	0-0-0	0-0-0	0-0-0	0-0-0	DNP	0-0-0	0-0-0	0-0-0	DNP
CORNELL	0-0-0	0-0-0	0-0-0	DNP	0-1-1	0-0-0	0-1-1	DNP	1-0-1	0-1-1	0-0-0	DNP
BENTLEY	0-0-0	0-0-0	0-0-0	0-0-0	1-1-2	0-0-0	0-0-0	DNP	1-0-1	0-1-1	0-0-0	DNP
Northeastern	0-0-0	0-0-0	0-1-1	DNP	1-1-2	0-0-0	0-2-2	1-0-1	1-1-2	0-0-0	0-0-0	DNP
COLORADO COLLEGE	1-0-1	2-1-3	0-0-0	0-0-0	0-0-0	1-0-1	0-0-0	0-0-0	DNP	0-0-0	DNP	DNP
UCONN	2-0-0	1-1-2	0-0-0	DNP	1-0-1	0-0-0	0-0-0	0-0-0	0-0-0	0-0-0	DNP	DNP
Princeton												
Quinnipiac												
Vermont												
BOSTON UNIVERSITY												
CLARKSON												
ST. LAWRENCE												
Cornell												
Colgate												
Rensselaer												
Union												
HARVARD												
BROWN												
YALE												
St. Lawrence												
Clarkson												
UNION												
RENSSELAER												

Point
Streak

2019-20 SEASON STATS

Scoring		Overall - 12 GP (6-4-2 .583)											Conference Only - 7 GP (4-2-1 .643)											Career				
##	Player	POS	YR	GP	G	A	PTS	PEN/MIN	PP	SH	GW	+/-	SOG	GP	G	A	PTS	PEN/MIN	PP	SH	GW	+/-	SOG	GP	G	A	PTS	
18	Drew O'Connor	F	SO	12	7	8	15	5/10	3	0	1	+3	52	7	4	6	10	2/4	2	0	1	+3	25	46	24	17	41	
17	Quin Foreman	F	JR	12	5	5	10	1/2	0	0	1	-2	34	7	2	5	7	1/2	0	0	0	E	19	79	26	31	57	
14	Matt Baker	F	JR	12	5	4	9	6/12	2	0	2	+1	27	7	2	2	4	3/6	1	0	1	-2	15	77	18	23	41	
26	Jeffrey Losurdo	F	SO	11	4	5	9	3/17	3	0	0	+3	27	7	1	3	4	1/2	1	0	0	+1	19	42	9	12	21	
6	Tanner Palocsik	D	FR	12	0	8	8	3/6	0	0	0	+2	29	7	0	2	2		0	0	0	E	19	12	0	8	8	
22	Sam Hesler	F	SO	12	3	4	7	4/8	1	0	0	-2	23	7	0	2	2	2/4	0	0	0	-3	11	16	3	5	8	
28	Will Graber	F	SR	9	4	2	6	7/14	0	0	2	E	19	6	4	2	6	5/10	0	0	2	+2	14	106	28	48	76	
8	Daniel Warpecha	F	SR	12	4	2	6	3/6	0	0	0	+5	29	7	3	0	3	1/2	0	0	0	E	15	106	16	15	31	
24	Brendan Less	D	JR	12	1	5	6	1/2	0	0	0	+8	14	7	1	1	2		0	0	0	+6	9	67	2	11	13	
27	Brendan Demler	D	JR	12	0	5	5	5/10	0	0	0	+5	12	7	0	3	3	2/4	0	0	0	-1	10	81	2	8	10	
3	Joey Matthews	D	JR	12	0	4	4	4/11	0	0	0	+8	13	7	0	3	3	1/2	0	0	0	+3	10	65	1	15	16	
25	Ryan Blankemeier	F	SR	7	2	0	2		0	0	0	E	5	3	0	0	0		0	0	0	-2	0	72	10	11	21	
11	Mark Gallant	F	FR	9	0	2	2	2/4	0	0	0	+1	13	6	0	1	1	1/2	0	0	0	E	5	9	0	2	2	
9	Collin Rutherford	F	JR	11	0	2	2	2/4	0	0	0	E	16	7	0	0	0	1/2	0	0	0	-2	10	77	10	17	27	
20	Erik Urbank	F	SO	12	0	2	2	2/4	0	0	0	E	14	7	0	0	0		0	0	0	-1	12	12	0	2	2	
23	Clay Han	D	SR	9	1	0	1	1/2	0	0	0	-1	4	4	0	0	0	1/2	0	0	0	E	10	84	5	7	12	
2	Harrison Markell	D	SO	10	1	0	1		0	0	0	-6	5	5	1	0	1		0	0	0	-5	3	41	1	5	6	
16	Tyler Campbell	F	FR	10	1	0	1	1/2	0	0	0	-1	8	6	1	0	1		0	0	0	-1	4	10	1	0	1	
21	Christian Lesueur	F	SO	9	0	1	1	3/6	0	0	0	-1	6	6	0	0	0	1/2	0	0	0	-1	4	9	0	1	1	
12	Cam Strong	F	SR	12	0	1	1	2/4	0	0	0	-4	10	7	0	1	1	1/2	0	0	0	-3	8	100	16	9	25	
31	Justin Ferguson	G	SO	1	0	0	0		0	0	0	-3	0	1	0	0	0		0	0	0	-3	0	3	0	1	1	
5	Brock Paul	D	FR	5	0	0	0	3/6	0	0	0	-1	3	2	0	0	0	3/6	0	0	0	-1	2	5	0	0	0	
7	Jack Cameron	D	FR	6	0	0	0		0	0	0	-5	3	4	0	0	0		0	0	0	-4	1	6	0	0	0	
35	Adrian Clark	G	SR	11	0	0	0		0	0	0	+7	0	6	0	0	0		0	0	0	+2	0	61	0	2	2	
Bench								1/2																				
Dartmouth Totals				12	38	60	98	59/132	9	0	6	+3	366	7	19	31	50	26/52	4	0	4	-2	215					
Opponent Totals				12	38	67	105	42/84	12	1	4	-3	384	7	20	35	55	19/38	3	0	2	+2	221					

##	Goaltending (Overall)	YR	GP	Minutes	GA	Saves	Shots	Save%	GAA	Record	Win%	GS	SO	%Time	
35	Adrian Clark	SR	11	673:08	31	316	347	.911	2.76	6-3-2	.636	11	0	91.6%	
31	Justin Ferguson	SO	1	58:35	6	30	36	.833	6.15	0-1-0	.000	1	0	8.0%	
Open Net				3	3:08	1	1							0.4%	
Dartmouth Totals				12	734:51	38	346	384	.901	3.10	6-4-2	.583	12	0	100.0%
Opponent Totals				12	734:51	38	328	366	.896	3.10	4-6-2	.417	12	0	100.0%
##	Goaltending (Conference Only)	YR	GP	Minutes	GA	Saves	Shots	Save%	GAA	Record	Win%	GS	SO	%Time	
35	Adrian Clark	SR	6	365:00	13	171	184	.929	2.14	4-1-1	.750	6	0	85.9%	
31	Justin Ferguson	SO	1	58:35	6	30	36	.833	6.15	0-1-0	.000	1	0	13.8%	
Open Net				1	1:25	1	1							0.3%	
Dartmouth Totals				7	425:00	20	201	221	.910	2.82	4-2-1	.643	7	0	100.0%
Opponent Totals				7	425:00	19	196	215	.912	2.68	2-4-1	.357	7	0	100.0%
##	Goaltending (Career)	YR	GP	Minutes	GA	Saves	Shots	Save%	GAA	Record	Win%	GS	SO	%Time	
35	Adrian Clark	SR	61	3337:39	144	1370	1514	.905	2.59	21-26-7	.454	52	7		
31	Justin Ferguson	SO	3	123:53	16	52	68	.765	7.75	0-3-0	.000	3	0		

Special Teams	Overall				Conference Only			
	Power Play	Penalty Kill	Combined	PPC/G	Power Play	Penalty Kill	Combined	PPC/G
Dartmouth	9/38 .237	42/54 .778	51/92 .554	3.2	4/17 .235	21/24 .875	25/41 .610	2.4
Opponents	12/54 .222	29/38 .763	41/92 .446	4.5	3/24 .125	13/17 .765	16/41 .390	3.4

Scoring/Shots	Overall Scoring					Overall Shots					Conference Scoring					Conference Shots				
	1st	2nd	3rd	OT	TOT	1st	2nd	3rd	OT	SOG	1st	2nd	3rd	OT	TOT	1st	2nd	3rd	OT	SOG
Dartmouth	11	16	11	0	38	114	123	123	6	366	6	7	6	0	19	69	66	79	1	215
Opponents	13	14	10	1	38	118	136	123	7	384	7	8	5	0	20	63	84	71	3	221
Difference	-2	+2	+1	-1	+0	-4	-13	+0	-1	-18	-1	-1	+1	+0	-1	+6	-18	+8	-2	-6

Game Averages	Overall							Conference Only						
	G/GM	A/GM	PTS/G	SOG/G	PEN/G	PIM/G	PPG/G	G/GM	A/GM	PTS/G	SOG/G	PEN/G	PIM/G	PPG/G
Dartmouth	3.17	5.00	8.17	30.5	4.9	11.0	0.8	2.71	4.43	7.14	30.7	3.7	7.4	0.6
Opponents	3.17	5.58	8.75	32.0	3.5	7.0	1.0	2.86	5.00	7.86	31.6	2.7	5.4	0.4
Difference	+0.00	-0.58	-0.58	-1.5	+1.4	+4.0	-0.2	-0.14	-0.57	-0.71	-0.9	+1.0	+2.0	+0.1

Situational Records Overall										Situational Records Conference									
Location	Home:	7	4-1-2	Away:	5	2-3-0	Neutral:	0	0-0-0	Location	Home:	4	2-1-1	Away:	3	2-1-0	Neutral:	0	0-0-0
End 1st	Ahead:	4	3-0-1	Behind:	3	0-3-0	Even:	5	3-1-1	End 1st	Ahead:	2	2-0-0	Behind:	2	0-2-0	Even:	3	2-0-1
End 2nd	Ahead:	6	4-1-1	Behind:	4	0-3-1	Even:	2	2-0-0	End 2nd	Ahead:	3	3-0-0	Behind:	3	0-2-1	Even:	1	1-0-0
Margin	1:	4	3-1	2:	2	1-1	3+:	4	2-2	Margin	1:	2	2-0	2:	1	1-0	3+:	3	1-2
First Goal	For:	7	5-0-2	Against:	5	1-4-0				First Goal	For:	4	3-0-1	Against:	3	1-2-0			