

CONCORD MEN'S BASKETBALL RECORD BOOK



TABLE OF CONTENTS

PAGE 3: Championship Seasons/Postseason Results

PAGES 4-7: Conference Tournament Results

PAGES 8-9: Honors

PAGES 10-12: Career Records

PAGES 13-17: Individual/Team Single-Season Records

PAGES 18-19: Individual/Team Single-Game Records

PAGES 20-29: Single-Game Top Performances

PAGE 30: Year-by-Year Win-Loss Records

PAGE 31: All-Time Series

PAGES 32-47: Game-by-Game Results

PAGE 48: Nationally-Ranked Games

CHAMPIONSHIP SEASONS NATIONAL TOURNAMENT RESULTS

2016

1997

1995

1991

1989

1979

2024

Round	Opponent	Result	Score
NCAA First Round	Charleston	Loss	93-55

2016

Round	Opponent	Result	Score
NCAA First Round	West Liberty	Loss	90-69

1997

Round	Opponent	Result	Score
NCAA First Round	Barton	Win	79-74
NCAA Second Round	Mansfield	Win	111-96
NCAA Sweet 16	Salem	Loss	85-76

1995

Round	Opponent	Result	Score
NCAA First Round	Birmingham-Southern	Loss	107-70

1991

Round	Opponent	Result	Score
NAIA District Playoffs	West Virginia Wesleyan	Loss (OT)	108-105
NAIA District Playoffs	West Virginia Wesleyan	Win	93-90
NAIA District Playoffs	West Virginia Wesleyan	Win	108-80
NAIA Round of 32	Southern Colorado	Win	106-91
NAIA Sweet 16	Oklahoma City	Loss	107-85

1989

Round	Opponent	Result	Score
NAIA District Playoffs	Wheeling Jesuit	Loss	84-75
NAIA District Playoffs	Wheeling Jesuit	Loss	91-83

1979

Round	Opponent	Result	Score
NAIA District Playoffs	West Virginia Wesleyan	Loss	78-62
NAIA District Playoffs	West Virginia Wesleyan	Loss	73-55

1954

Round	Opponent	Result	Score
NAIA District Playoffs	Alderson-Broaddus	Loss	88-71



CONFERENCE POSTSEASON RESULTS

2024-25

Round	Opponent	Result	Score
Quarterfinals	West Virginia State	Win	92-84
Semifinals	West Liberty	Loss	112-85

2023-24

Round	Opponent	Result	Score
Quarterfinals	Davis & Elkins	Win	82-74
Semifinals	West Liberty	Loss	77-71

2022-23

Round	Opponent	Result	Score
First	Alderson Broaddus	Win	76-65
Quarterfinals	West Liberty	Loss	96-72

2021-22

Round	Opponent	Result	Score
Quarterfinals	Charleston	Loss	88-84

2021

Round	Opponent	Result	Score
First	Davis & Elkins	Win	107-100 (2OT)
Quarterfinals	West Liberty	Loss	102-68

2019-20

Round	Opponent	Result	Score
First	Notre Dame	Win	73-68
Quarterfinals	West Liberty	Loss	100-85

2018-19

Round	Opponent	Result	Score
Quarterfinals	Charleston	Win	74-62
Semifinals	West Liberty	Loss	88-84

2017-18

Round	Opponent	Result	Score
Quarterfinals	Fairmont State	Win	89-84
Semifinals	Wheeling Jesuit	Loss	83-69

2015-16

Round	Opponent	Result	Score
Quarterfinals	Charleston	Win	75-61
Semifinals	West Liberty	Win (2OT)	92-90
Championship	Notre Dame	Win	70-64

2014-15

Round	Opponent	Result	Score
Quarterfinals	Wheeling Jesuit	Loss	73-70

2013-14

Round	Opponent	Result	Score
First	Shepherd	Loss	86-68

2012-13

Round	Opponent	Result	Score
First	Pitt-Johnstown	Loss	92-82

2011-12

Round	Opponent	Result	Score
First	Ohio Valley	Win	106-76
Quarterfinals	Wheeling Jesuit	Win (OT)	89-84
Semifinals	Charleston	Loss	89-80

2010-11

Round	Opponent	Result	Score
First	Alderson-Broaddus	Loss	91-86

2009-10

Round	Opponent	Result	Score
First	Fairmont State	Loss	93-68

2008-09

Round	Opponent	Result	Score
First	Shepherd	Loss	77-76

2007-08

Round	Opponent	Result	Score
First	Davis & Elkins	Win	105-96
Quarterfinals	Pitt-Johnstown	Loss	72-68

2006-07

Round	Opponent	Result	Score
First	Glennville State	Win	78-73
Quarterfinals	Salem International	Win	71-69
Semifinals	Alderson-Broaddus	Loss	91-87

2005-06

Round	Opponent	Result	Score
First	West Virginia Wesleyan	Loss	72-70

2004-05

Round	Opponent	Result	Score
First	Fairmont State	Loss	77-66

2003-04

Round	Opponent	Result	Score
First	West Liberty	Win	99-80
Quarterfinals	Charleston	Loss	83-54

2002-03

Round	Opponent	Result	Score
First	West Virginia State	Loss	99-80

2001-02

Round	Opponent	Result	Score
First	Wheeling Jesuit	Loss	87-66

2000-01

Round	Opponent	Result	Score
First	Wheeling Jesuit	Loss	84-77

1999-00

Round	Opponent	Result	Score
First	West Liberty	Loss	79-71

1998-99

Round	Opponent	Result	Score
First	West Virginia Tech	Loss	95-78

1997-98

Round	Opponent	Result	Score
First	West Liberty	Win	89-84
Quarterfinals	Charleston	Win	82-71
Semifinals	Fairmont State	Win	75-74
Championship	Salem	Loss	66-63

1996-97

Round	Opponent	Result	Score
First	Davis & Elkins	Win	106-78
Quarterfinals	Fairmont State	Win	80-71
Semifinals	Shepherd	Win	81-77
Championship	Charleston	Win	71-59

1995-96

Round	Opponent	Result	Score
First	Charleston	Win	76-73
Quarterfinals	West Liberty	Win	70-67
Semifinals	West Virginia Tech	Loss	86-81

1994-95

Round	Opponent	Result	Score
First	Bluefield State	Win	99-83
Quarterfinals	Alderson-Broaddus	Win	102-79
Semifinals	Charleston	Win	86-82
Championship	Glenville State	Win	82-72

1993-94

Round	Opponent	Result	Score
First	Fairmont State	Loss	91-80

1992-93

Round	Opponent	Result	Score
First	West Liberty	Loss	92-90

1991-92

Round	Opponent	Result	Score
Quarterfinals	Bluefield State	Win	115-111
Semifinals	Shepherd	Loss	65-63

1990-91

Round	Opponent	Result	Score
First	West Liberty	Win	84-70
Quarterfinals	Fairmont State	Win	95-93
Semifinals	Glenville State	Win	82-81
Championship	Salem	Win	110-91

1989-90

Round	Opponent	Result	Score
First	Davis & Elkins	Win	115-98
Quarterfinals	Fairmont State	Win	113-94
Semifinals	West Virginia State	Win	99-91
Championship	Alderson-Broaddus	Loss	77-74

1988-89

Round	Opponent	Result	Score
Quarterfinals	Charleston	Win	79-65
Semifinals	Glenville State	Win	66-65
Championship	Wheeling Jesuit	Win	88-86

1987-88

Round	Opponent	Result	Score
First	Glenville State	Loss	75-72

1986-87

Round	Opponent	Result	Score
First	Alderson-Broaddus	Loss	91-69

1985-86

Round	Opponent	Result	Score
First	Bluefield State	Loss	71-65

1984-85

Round	Opponent	Result	Score
First	Wheeling Jesuit	Loss	75-65

1983-84

Round	Opponent	Result	Score
First	Fairmont State	Loss	82-80

1982-83

Round	Opponent	Result	Score
First	Davis & Elkins	Win	69-63
Quarterfinals	Shepherd	Loss	90-81



1981-82

Round	Opponent	Result	Score
First	Alderson-Broaddus	Win	87-78
Quarterfinals	West Virginia State	Win	67-54
Semifinals	West Virginia Wesleyan	Win	53-46
Championship	West Virginia Tech	Loss	66-57

1980-81

Round	Opponent	Result	Score
First	West Liberty	Win	64-63
Quarterfinals	Charleston	Loss	49-47

1979-80

Round	Opponent	Result	Score
First	Charleston	Loss	69-68

1978-79

Round	Opponent	Result	Score
First	West Virginia State	Win	77-68
Quarterfinals	Fairmont State	Win	70-57
Semifinals	Bluefield State	Win	52-50
Championship	Morris Harvey	Win	64-52

1977-78

Round	Opponent	Result	Score
First	West Virginia Wesleyan	Loss	79-73

1976-77

Round	Opponent	Result	Score
First	Shepherd	Win	92-89
Quarterfinals	West Virginia Wesleyan	Loss	87-83

1975-76

Round	Opponent	Result	Score
First	Morris Harvey	Win	68-63
Quarterfinals	West Virginia Tech	Win	73-60
Semifinals	Shepherd	Loss	93-89

1974-75

Round	Opponent	Result	Score
First	Glenville State	Win	79-55
Quarterfinals	Fairmont State	Loss	91-72

1973-74

Round	Opponent	Result	Score
First	West Virginia State	Win	87-74
Quarterfinals	Glenville State	Loss	82-57

1972-73

Round	Opponent	Result	Score
First	Shepherd	Win	84-66
Quarterfinals	West Virginia State	Loss	73-66

1970-71

Round	Opponent	Result	Score
First	Morris Harvey	Loss	88-65

1969-70

Round	Opponent	Result	Score
First	Bluefield State	Loss	72-65

1968-69

Round	Opponent	Result	Score
First	Morris Harvey	Loss	109-62

1967-68

Round	Opponent	Result	Score
First	West Liberty	Loss	96-81

1966-67

Round	Opponent	Result	Score
First	Salem	Win	63-55
Quarterfinals	Wheeling Jesuit	Loss	83-71

1965-66

Round	Opponent	Result	Score
First	West Virginia Wesleyan	Loss	84-78

1964-65

Round	Opponent	Result	Score
First	Salem	Win	93-86
Quarterfinals	Alderson-Broaddus	Win	70-63
Semifinals	Fairmont State	Loss	82-78

1963-64

Round	Opponent	Result	Score
Quarterfinals	West Liberty	Loss	63-51

1962-63

Round	Opponent	Result	Score
First	Alderson-Broaddus	Win	70-59
Quarterfinals	West Virginia Wesleyan	Loss	76-73

1961-62

Round	Opponent	Result	Score
First	Alderson-Broaddus	Win	90-62
Quarterfinals	West Virginia State	Loss	73-63

1960-61

Round	Opponent	Result	Score
First	West Virginia State	Loss	90-75

1959-60

Round	Opponent	Result	Score
First	West Virginia Tech	Loss	74-72

1958-59

Round	Opponent	Result	Score
Quarterfinals	West Virginia Wesleyan	Loss	100-70

1957-58

Round	Opponent	Result	Score
First	West Virginia Wesleyan	Loss	109-72

1956-57

Round	Opponent	Result	Score
First	West Virginia Tech	Loss	115-76

1955-56

Round	Opponent	Result	Score
First	Bluefield State	Loss	92-83

1954-55

Round	Opponent	Result	Score
First	Salem	Win	79-73
Quarterfinals	Glennville State	Win	71-68
Semifinals	Morris Harvey	Loss	99-62

1953-54

Round	Opponent	Result	Score
First	West Virginia Wesleyan	Win	83-75
Quarterfinals	Morris Harvey	Loss	65-60

1952-53

Round	Opponent	Result	Score
First	Morris Harvey	Loss	81-72

1951-52

Round	Opponent	Result	Score
First	Fairmont State	Loss	70-64

1950-51

Round	Opponent	Result	Score
First	Salem	Loss	59-57

1949-50

Round	Opponent	Result	Score
First	Salem	Win	66-57
Quarterfinals	West Liberty	Loss	66-58

1948-49

Round	Opponent	Result	Score
First	Alderson-Broaddus	Loss	66-51

1947-48

Round	Opponent	Result	Score
First	Beckley	Win	58-52
Quarterfinals	Davis & Elkins	Loss	69-58

1946-47

Round	Opponent	Result	Score
First	Beckley	Loss	71-62

1945-46

Round	Opponent	Result	Score
First	Alderson-Broaddus	Loss	74-51

1941-42

Round	Opponent	Result	Score
First	Glennville State	Loss	62-50

1940-41

Round	Opponent	Result	Score
Quarterfinals	West Virginia Wesleyan	Win (OT)	65-64
Semifinals	Salem	Win (OT)	69-68
Championship	Alderson-Broaddus	Loss	76-57

1939-40

Round	Opponent	Result	Score
Quarterfinals	West Virginia Wesleyan	Loss	48-44

1938-39

Round	Opponent	Result	Score
First	Morris Harvey	Loss	56-42

1937-38

Round	Opponent	Result	Score
Quarterfinals	Salem	Loss	58-38

1936-37

Round	Opponent	Result	Score
First	Alderson-Broaddus	Win	33-27
Quarterfinals	Davis & Elkins	Win	50-33
Semifinals	Glennville State	Loss	57-31

1935-36

Round	Opponent	Result	Score
Quarterfinals	Fairmont State	Win	53-47
Semifinals	Salem	Win	51-38
Championship	Alderson-Broaddus	Loss	59-37

1934-35

Round	Opponent	Result	Score
Quarterfinals	Potomac State	Loss	41-32

HONORS

All-Americans

Player	Year	Award Given
Kollin Tolbert	2024-25	NABC First Team
Tommy Bolte	2018-19	CCA Second Team
Tommy Bolte	2018-19	Basketball Times Second Team
Tommy Bolte	2018-19	DII Bulletin Honorable Mention
Tommy Bolte	2017-18	CCA First Team
Tommy Bolte	2017-18	DII Bulletin Honorable Mention
Lewis Muse	2004-05	Second Team
Lewis Muse	2003-04	First Team
Brian Atkins	2003-04	Second Team
Ron Ward	1991-92	NAIA
Julius Lockett	1990-91	NAIA
Ron Ward	1990-91	NAIA
Julius Lockett	1989-90	NAIA

All-Region

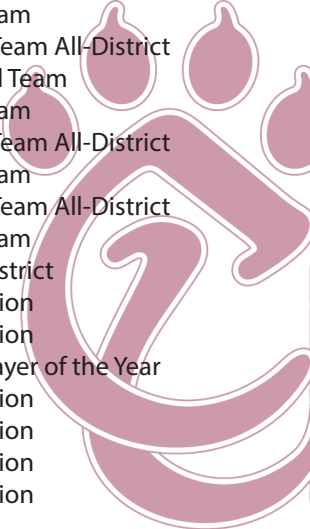
Player	Year	Award Given
Kollin Tolbert	2024-25	CCA First Team
Kollin Tolbert	2024-25	NABC First Team All-District
Daniel Rahama	2022-23	CCA Second Team
Tommy Bolte	2018-19	CCA First Team
Tommy Bolte	2018-19	NABC First Team All-District
Tommy Bolte	2017-18	CCA First Team
Tommy Bolte	2017-18	NABC First Team All-District
Rob Reed	2015-16	CCA First Team
Rob Reed	2015-16	NABC All-District
Tyrone Anderson	2006-07	All-East Region
Tyrone Anderson	2005-06	All-East Region
Lewis Muse	2004-05	Regional Player of the Year
Brian Atkins	2003-04	All-East Region
Lewis Muse	2003-04	All-East Region
Sterling Tate	1999-00	All-East Region
Kelly Mann	1997-98	All-East Region

Conference Players of the Year

Player	Year	Award Given
Kollin Tolbert	2024-25	
Lewis Muse	2004-05	WVIAC Player
Brian Atkins	2000-01	WVIAC Freshman
Ron Ward	1991-92	WVIAC Player
Ron Ward	1990-91	WVIAC Player

All-Conference First Team

Player	Year
Kollin Tolbert	2024-25
Kollin Tolbert	2023-24
Daniel Rahama	2022-23
Tommy Bolte	2018-19
Tommy Bolte	2017-18
Rob Reed	2015-16
Mike Boyd	2014-15
Aaron Miller	2014-15
Dan Parker	2007-08
Tyrone Anderson	2006-07
Tyrone Anderson	2005-06
Lewis Muse	2004-05
Brian Atkins	2003-04
Lewis Muse	2003-04
Brian Atkins	2002-03
Brian Atkins	2001-02
Brian Atkins	2000-01
Sterling Tate	1999-00
Sterling Tate	1998-99
Kelly Mann	1997-98
Kelly Mann	1996-97
Thad Breckenridge	1994-95
Todd Keffer	1992-93
Ron Ward	1991-92
Todd Lusk	1990-91
Ron Ward	1990-91
Julius Lockett	1989-90
Ron Ward	1989-90
Julius Lockett	1988-89
Julius Lockett	1987-88
David Darnell	1985-86
David Darnell	1984-85
Tracy Poindexter	1982-83
Will Johnson	1979-80
Will Johnson	1978-79
Will Johnson	1976-77
Kenny Sweet	1974-75
Bill Smith	1973-74
Robert Sandy	1966-67
Robby Rodes	1962-63
Bernie Hamrick	1961-62
Don Mikush	1955-56
Don Mikush	1954-55



All-Conference Second Team

Player	Year
Corey Boston	2024-25
JJ Harper	2023-24
Matt Weir	2021-22
Malik Johnson	2021
Jair Rodgers	2018-19
Aaron Miller	2016-17
Damien Tunstalle	2012-13
Javaughn Acree-Manuel	2011-12
Javaughn Acree-Manuel	2010-11
Richard Gunnoe	1955-56
Denver Lowe	1953-54
William Warden	1953-54
William Farmer	1950-51
Robert Marrs	1950-51
James McNeish	1940-41
Francis Silvent	1940-41
James McNeish	1939-40

All-Tournament Team

Player	Year
Kelly Mann	
(Tournament MVP)	1996-97
Jon Griffin	1996-97
Dan Hicks	1996-97
Carl Booker	1995-96
Thad Breckenridge	
(Tournament MVP)	1994-95
Ron Ward	
(Tournament MVP)	1990-91
Scott Goings	1990-91
Todd Lusk	1990-91
Julius Lockett	1989-90
Todd Lusk	1989-90
Ron Ward	1989-90
Julius Lockett	
(Tournament MVP)	1988-89
Todd Lusk	1988-89
Tracy Pointdexter	1982-83
Scott Ellis	1981-82
Tracy Poindexter	1981-82
Tracy Poindexter	1980-81
Will Johnson	1978-79
(Tournament MVP)	
Randy Jennings	1978-79
John Hudson	1975-76
Bill Smith	1972-73
Don Van Deusen	1966-67
Jim Davidson	1964-65
Ted Shepherd	1962-63
Don Mikush	1954-55
Denver Lowe	1953-54
Paul Adamos	1940-41
Jim McNeish	1940-41
Jim McNeish	1939-40
Lewis D'Antoni	1936-37
Lewis D'Antoni	1935-36
Bill Roney	1935-36

All-Conference Honorable Mention

Player	Year
Rene Diop	2023-24
JJ Harper	2022-23
Terry Hopewell	2015-16
Jametrious Wade	2015-16
Terry Hopewell	2014-15
Mike Boyd	2013-14
Cordale Boyd	2008-09

All-Tournament Team

Player	Year
Josiah Rickards	2024-25
Kollin Tolbert	2023-24
Daniel Rahama	2022-23
Matt Weir	2021-22
Trey Brisco	2019-20
Tommy Bolte	
(MEC's Heart & Hustle)	2018-19
Jair Rodgers	2018-19
Tommy Bolte	
(MEC's Heart & Hustle)	2017-18
Rob Reed	
(Tournament MVP)	2015-16
Terry Hopewell	2015-16
Javaughn Acree-Manuel	2011-12
Dan Parker	2007-08
Tyrone Anderson	2006-07
Dan Parker	2006-07
Kelly Mann	
(Tournament MVP)	1997-98
Jon Griffin	1997-98
James Doyle	1997-98
Sterling Tate	1997-98



Conference Defensive Players of the Year

Coach	Year
Rene Diop	2024-25

Conference Coaches of the Year

Coach	Year
Kent McBride	2014-15

CAREER RECORDS

Points (1,000-Point Scorers)

	Player	Years	Points
1	Ron Ward	1988-92	2,872
2	Julius Lockett	1986-90	2,472
3	David Darnell	1982-86	2,354
4	Brian Atkins	2000-04	2,239
5	Todd Lusk	1987-91	2,148
6	Tommy Bolte	2015-19	2,084
7	Don Mikush	1952-56	1,862
8	Sterling Tate	1996-00	1,815
9	Randy Jennings	1978-82	1,757
T-10	Will Johnson	1976-80	1,746
T-10	Aaron Miller	2013-17	1,746
12	Tracy Poindexter	1980-83	1,672
13	Lewis Muse	2003-05	1,461
14	Jon Griffin	1994-98	1,458
15	Tyrone Anderson	2005-07	1,422
16	Ken Stewart	-	1,402
17	Tom Cook	1980-84	1,391
18	Todd Keffer	1990-93	1,351
19	Denver Lowe	-	1,347
20	Scott Goins	1988-92	1,323
21	Mike Boyd	2011-15	1,321
22	Carl Booker	1993-96	1,314
23	Bob Musser	-	1,301
24	Rob Rodes	-	1,246
25	Kelly Mann	1996-98	1,227
26	Jeff Suto	1992-96	1,178
27	Bernie Hamrick	-	1,175
28	Ethan Heller	2019-23	1,163
29	Anthony Lansdowne	2003-08	1,114
30	Glen Ables	-	1,105
31	Rob Reed	2014-16	1,087
32	Mike Neal	1995-00	1,086
33	Bob Sandy	-	1,080
34	Steve Herndon	1974-77	1,075
35	Cory Willard	2008-12	1,074
36	Thad Breckenridge	1993-95	1,067
37	Scott Ellis	1979-83	1,057
38	Malik Johnson	2017-21	1,037
39	Javaughn Manuel	2010-12	1,022
40	Cedric Ganaway	2003-05	1,016
41	Damien Tunstalle	2009-13	1,012
42	Kollin Tolbert	2022-Current	1,003

Points Per Game (Top 10 - Minimum 60 Games)

	Player	Games	Points	PPG
1	Tracy Poindexter	72	1,672	23.2
2	Ron Ward	126	2,872	22.8
3	David Darnell	110	2,354	21.4
4	Julius Lockett	118	2,472	20.9
5	Don Mikush	90	1,862	20.7
6	Brian Atkins	111	2,239	20.2
7	Kelly Mann	62	1,227	19.8
8	Will Johnson	94	1,746	18.6
9	Tommy Bolte	114	2,084	18.3
10	Rob Reed	61	1,087	17.8

Rebounds (Top 10)

	Player	Years	Rebounds
1	Ron Ward	1988-92	1,416
2	Scott Frye	1978-82	1,147
3	Brian Atkins	2000-04	1,144
4	Will Johnson	1976-80	1,135
5	Ken Stewart	-	1,105
6	Glen Ables	-	960
7	Julius Lockett	-	929
8	Bruce Habershon	1972-76	818
9	David Darnell	1982-86	782
10	Sterling Tate	1996-00	712

Rebounds Per Game (Top 10 - Minimum 60 Games)

	Player	Games	Rebounds	RPG
1	Will Johnson	94	1,135	12.1
2	Ken Stewart	97	1,147	11.4
3	Ron Ward	126	1,416	11.2
4	Glen Ables	86	960	11.2
5	Brian Atkins	111	1,144	10.3
6	Scott Frye	116	1,147	9.9
7	Kelly Mann	62	587	9.5
8	Bruce Habershon	88	818	9.3
9	David Brinkley	67	575	8.6
10	Rob Rodes	83	692	8.3

Assists (Top 10)

	Player	Years	Assists
1	Chuck Scott	1988-92	842
2	Don Christie	1985-89	706
3	Steve Kidd	1982-86	555
4	Mike Boyd	2011-15	529
5	Kent McBride	2002-06	504
6	Keyode Rogers	1999-03	486
7	Randy Jennings	1978-82	454
8	Ben Spielman	1991-95	437
9	Tommy Bolte	2015-19	424
10	Joey Fitzwater	1977-81	395

Field Goal Percentage (Top 10 - Minimum 200 Made)

	Player	Made	Attempts	FG Pct.
1	Ron Ward	1181	1691	69.8
2	Lewis Muse	595	999	59.6
3	Willie Shrewsbury	328	567	57.8
4	James Doyle	337	586	57.5
5	Tyrone Anderson	362	636	57.5
6	Terry Hopewell	362	636	56.9
7	Dannie Parker	378	680	55.6
8	Cordale Boyd	355	661	53.7
9	Steve Kidd	374	697	53.7
10	Tracy Poindexter	710	1327	53.5



Free Throw Percentage (Top 10 - Minimum 200 Made)

	Player	Made	Attempts	FT Pct.
1	Thad Breckenridge	267	310	86.12
2	Kollin Tolbert	285	331	86.10
3	Tommy Bolte	471	549	85.8
4	Jeff Suto	235	275	85.5
5	Todd Lusk	309	362	85.4
6	Aaron Miller	222	263	84.4
7	Kent McBride	286	340	84.1
8	Don Christie	259	314	82.5
9	Randy Jennings	235	289	81.3
10	Javaughn Manuel	209	258	81.0

Three-Pointers Made (Top 10)

	Player	Years	Made
1	Todd Lusk	1987-91	385
2	Cory Willard	2008-12	288
3	Jon Griffin	1994-98	239
4	Aaron Miller	2013-17	238
5	Todd Keffer	1990-93	235
6	BJ Hamlet	2013-18	202
7	Ethan Heller	2019-23	196
8	Brian Atkins	2000-04	194
9	Scott Goins	1988-92	190
10	Rob Reed	2014-16	187

Three-Point Percentage (Top 10 - Minimum 200 Attempted)

	Player	Made	Attempts	3P Pct.
1	Todd Lusk	385	877	43.9
2	Aaron Miller	238	560	42.5
3	Rob Reed	187	451	41.5
4	Damien Tunstalle	154	381	40.4
5	Cory Willard	288	713	40.4
6	Todd Keffer	235	598	39.3
7	Anthony Lansdowne	174	448	38.8
8	Matt Parker	166	431	38.5
9	David Mulumba	97	258	37.5
10	Scott Goins	190	509	37.3

Steals (Top 10)

	Player	Years	Steals
1	Don Christie	1985-89	246
2	Steve Kidd	1982-86	240
3	Keyode Rogers	1999-03	215
4	Kent McBride	2002-06	211
5	Chuck Scott	1988-92	209
6	Mike Neal	1995-00	202
7	Julius Lockett	1986-90	189
8	Kelly Mann	1996-98	185
9	Ron Ward	1988-92	180
10	Ben Spielman	1991-95	139

Field Goals Made (Top 10)

	Player	Years	Made
1	Ron Ward	1988-92	1,181
2	Julius Lockett	1986-90	961
3	David Darnell	1982-86	855
4	Brian Atkins	2000-04	809
5	Randy Jennings	1978-82	761
6	Will Johnson	1976-80	734
7	Todd Lusk	1987-91	727
8	Tommy Bolte	2015-19	721
9	Tracy Poindexter	1980-83	710
10	Sterling Tate	1996-00	693

Blocks (Top 10)

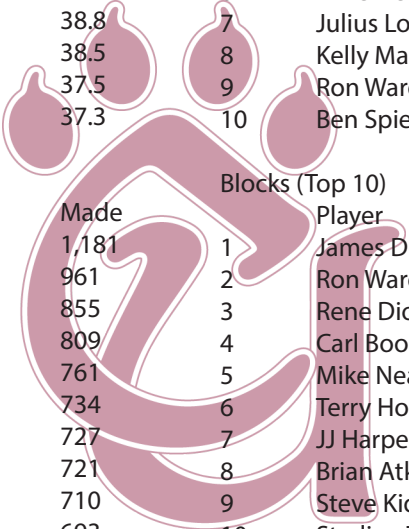
	Player	Years	Blocks
1	James Doyle	1994-98	416
2	Ron Ward	1988-92	267
3	Rene Diop	2022-25	137
4	Carl Booker	1993-96	109
5	Mike Neal	1995-00	107
6	Terry Hopewell	2013-16	96
7	JJ Harper	2022-24	76
8	Brian Atkins	2000-04	75
9	Steve Kidd	1982-86	73
10	Sterling Tate	2005-07	71

Free Throws Made (Top 10)

	Player	Years	Made
1	David Darnell	1982-86	642
2	Ron Ward	1988-92	510
3	Tommy Bolte	2015-19	471
4	Julius Lockett	1986-90	464
5	Mike Boyd	2011-15	457
6	Brian Atkins	2000-04	427
7	Sterling Tate	1996-00	420
8	Todd Lusk	1987-91	309
9	Tyrone Anderson	2005-07	294
10	Kent McBride	2002-06	286

Games Played (Top 10)

	Player	Years	Games
T-1	Ron Ward	1988-92	126
T-1	Todd Lusk	1987-91	126
3	Andre Nabors	1988-92	125
4	Chuck Scott	1988-92	123
5	Jon Griffin	1994-98	122
6	James Doyle	1994-98	121
7	Julius Lockett	1986-90	118
T-8	Scott Goins	1988-92	117
T-8	Pierre Poindexter	1995-99	117
T-10	Scott Frye	1978-82	116
T-10	Sterling Tate	1996-00	116



Coaching Wins (All-Time)

	Coach	Years	Wins
1	Steve Cox	1989-2011	336
2	Don Christie	1978-1989	171
3	Todd May	2016-Present	139
4	Ira Blankenship	1963-1975	125
5	Joseph Friedl	1949-1956	120
6	Kent McBride	2011-2016	83
7	W.S. Woodell	1936-1942	71
8	Buck Jamison	1957-1962	48
9	James Callaghan	1933-35, 47-48	40
10	Tim Somerville	1976-1978	26
11	Pedie Jackson	1924-1927	24
12	Robert Roberts	1928-1930	20
13	Ben Ingals	1922-1923	12
14	Marshall Shearer	1931-1932	10
15	George Pierce	1920-1921	2



SINGLE-SEASON RECORDS

Points (Top 10)

	Player	Year	Points
1	Ron Ward	1990-91	1,021
2	Tommy Bolte	2017-18	859
3	Tommy Bolte	2018-19	854
4	Tyrone Anderson	2006-07	783
T-5	David Darnell	1984-85	741
T-5	Lewis Muse	1991-92	741
7	Ron Ward	1991-92	724
8	Lewis Muse	2004-05	720
9	David Darnell	1985-86	691
T-10	Thad Brackenridge	1994-95	688
T-10	Rob Reed	2015-16	688

Rebounds (Top 10)

	Player	Year	Rebounds
1	Ron Ward	1990-91	463
2	Ron Ward	1991-92	346
3	Scott Frye	1980-81	344
4	Scott Frye	1981-82	340
5	Will Johnson	1978-79	336
6	Bruce Habershon	1975-76	329
7	Terry Hopewell	2015-16	328
8	Brian Atkins	2002-03	320
9	Bill Smith	1973-74	318
10	David Brinkley	1975-76	314

Assists (Top 10)

	Player	Year	Assists
1	Chuck Scott	1990-91	293
2	Don Christie	1988-89	248
3	Don Christie	1987-88	211
4	Chuck Scott	1991-92	205
5	Chuck Scott	1989-90	202
6	Kelly Mann	1997-98	195
7	Kelly Mann	1996-97	188
8	Don Christie	1986-87	174
9	Joey Fitzwater	1980-81	172
10	Ben Spielman	1992-93	170

Field Goal Percentage (Top 10 - Minimum 100 Made)

	Player	Made	Attempts	FG Pct.
1	Ron Ward	290	383	75.7
2	Ron Ward	426	578	73.7
3	Ron Ward	232	354	65.5
4	Rene Diop	123	196	62.8
5	Carl Booker	138	222	62.2
6	Lewis Muse	308	496	62.1
7	Ron Ward	233	376	62.0
8	Randy Jennings	179	293	61.1
9	Bruce Habershon	104	173	60.1
10	Terry Hopewell	151	252	59.9

Field Goals Made (Top 10)

	Player	Year	Made
1	Ron Ward	1990-91	426
2	Lewis Muse	2003-04	308
3	Tommy Bolte	2018-19	299
4	Tyrone Anderson	2006-07	295
5	Tommy Bolte	2017-18	294
6	Ron Ward	1991-92	290
7	Lewis Muse	2004-05	287
8	Will Johnson	1978-79	276
9	Tracy Poindexter	1982-83	269
10	Julius Lockett	1989-90	267

Free Throw Percentage (Top 10 - Minimum 75 Made)

	Player	Made	Attempts	FT Pct.
1	Jair Rodgers	121	134	.903
2	Tommy Bolte	193	214	.902
3	Thad Brackenridge	178	199	.894
4	Todd Lusk	92	103	.893
5	Kollin Tolbert	135	152	.888
6	Todd Lusk	94	107	.879
7	Corey Boston	87	100	.870
8	Chuck Scott	84	97	.866
9	Matt Weir	117	135	.867
10	Kent McBride	80	94	.851

Free Throws Made (Top 10)

	Player	Year	Made
1	David Darnell	1984-85	209
2	Tommy Bolte	2017-18	203
3	Tommy Bolte	2018-19	193
4	David Darnell	1985-86	185
T-5	Thad Brackenridge	1994-95	178
T-5	David Darnell	193-84	178
7	Tyrone Anderson	2006-07	176
8	Ron Ward	1990-91	169
9	Lewis Muse	2004-05	146
10	Ron Ward	1991-92	144

Three-Point Percentage (Top 10 - Minimum 50 Made)

	Player	Made	Attempts	3P Pct.
1	Todd Lusk	116	237	.489
2	Aaron Miller	74	159	.465
3	Trey Brisco	52	114	.456
4	Corey Neeley	57	129	.442
5	Todd Keffer	102	234	.436
6	Cory Willard	98	227	.432
7	Brian Foster	94	218	.431
8	Matt Weir	75	175	.429
9	Michael Sanchez	51	119	.429
10	Cory Willard	75	176	.426



Three-Pointers Made (Top 10)

	Player	Year	Made
1	Todd Lusk	1990-91	139
2	Jair Rodgers	2018-19	121
3	Rob Reed	2015-16	119
4	Todd Lusk	1988-89	116
5	Todd Keffer	1991-92	102
6	Cory Willard	2008-09	98
7	Todd Lusk	1989-90	97
8	Brian Foster	2006-07	94
9	BJ Hamlet	2017-18	93
10	Scott Goins	1990-91	85

Minutes Played Average

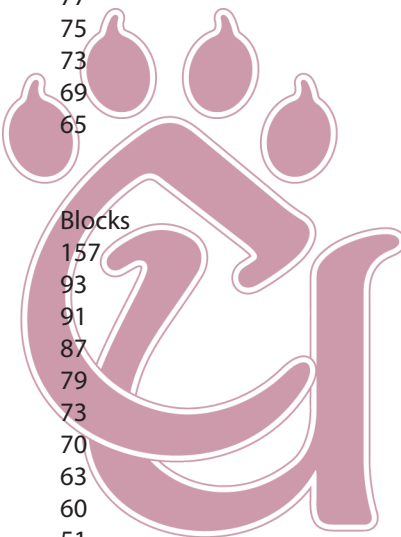
	Player	Games	Minutes	Average
1	Tommy Bolte	30	1195	39.8
2	Jair Rodgers	30	1139	38.0
3	Tommy Bolte	27	1010	37.4
4	Brian Atkins	28	1014	36.2
5	Kent McBride	28	989	35.3
6	Lewis Muse	27	944	35.0
T-7	Tyrone Anderson	30	1038	34.6
T-7	Malik Johnson	17	588	34.6
T-9	Aaron Miller	28	961	34.3
T-9	Trey Brisco	30	1029	34.3
T-9	Daniel Rahama	29	995	34.3

Steals (Top 10)

	Player	Year	Steals
1	Kelly Mann	1996-97	100
2	Kelly Mann	1997-98	85
3	Keyode Rogers	2000-01	83
4	Don Christie	1986-87	79
5	Steve Kidd	1983-84	78
6	Ron Ward	1989-90	77
7	Don Christie	1988-89	75
8	Steve Kidd	1984-85	73
9	Steve Kidd	1985-86	69
10	Lewis Muse	2004-05	65

Blocks (Top 10)

	Player	Year	Blocks
1	James Doyle	1997-98	157
2	James Doyle	1996-97	93
3	Ron Ward	1990-91	91
4	James Doyle	1995-96	87
5	James Doyle	1994-95	79
6	Steve Kidd	1984-85	73
7	Ron Ward	1991-92	70
8	Rene Diop	2024-25	63
9	Ron Ward	1988-89	60
10	Kraig Gilbert	2024-25	51



Minutes Played

	Player	Year	Minutes
1	Tommy Bolte	2018-19	1195
2	Jair Rodgers	2018-19	1139
3	Rob Reed	2015-16	1058
4	Tyrone Anderson	2006-07	1038
5	Trey Brisco	2019-20	1029
T-6	Trey Brisco	2018-19	1018
T-6	BJ Hamlet	2017-18	1018
8	Brian Atkins	2002-03	1014
9	Tommy Bolte	2017-18	1010
10	Ethan Heller	2022-23	1000

TEAM SINGLE-SEASON RECORDS

Wins

	Year	Wins
1	1990-91	28
2	1988-89	23
T-3	2015-16	22
T-3	2003-04	22
T-3	1991-92	22
T-3	2023-24	22
T-7	2018-19	20
T-7	2014-15	20
T-7	1996-97	20
T-7	1994-95	20
T-7	1989-90	20

Points (Top 10)

	Year	Points
1	1990-91	3623
2	1988-89	2824
3	2015-16	2771
4	1996-97	2752
5	2003-04	2747
6	1989-90	2705
7	1994-95	2598
8	2018-19	2595
T-9	2006-07	2567
T-9	1991-92	2567

Points Per Game (Top 10)

	Year	Points	Games	PPG
1	1990-91	3623	36	110.6
2	2003-04	2747	29	94.7
3	1991-92	2567	28	91.7
4	1989-90	2705	30	90.2
5	2005-06	2481	28	88.6
6	2024-25	2471	28	88.3
7	1988-89	2824	32	88.2
8	1993-94	2285	26	87.9
9	2015-16	2771	32	86.6
10	2018-19	2595	30	86.5

Points Per Game Allowed

	Year	Points Allowed Per Game
1	1973-74	70.7
2	1981-82	71.5
3	1978-79	72.3
4	1982-83	72.4
5	2012-13	73.2
6	1974-75	73.4
7	2014-15	74.6
8	2001-02	76.0
9	1999-00	76.1
10	1985-86	76.2

Field Goal Percentage

	Year	Made	Attempts	FG Pct.
1	1990-91	1352	2509	53.9
2	1988-89	1054	2000	52.7
3	2003-04	1011	1968	51.4
4	2006-07	957	1874	51.1
5	2005-06	899	1785	50.4
6	1991-92	938	1871	50.1
7	1982-83	812	1620	50.1
8	1979-80	887	1782	49.8
9	1989-90	1010	2033	49.7
10	2004-05	831	1673	49.7

Field Goals Made


	Year	Made
1	1990-91	1352
2	1988-89	1054
3	2003-04	1011
4	1989-90	1010
5	1996-97	1002
6	1978-79	983
7	1980-81	962
8	2015-16	960
9	2006-07	957
10	1994-95	951

Free Throw Percentage

	Year	Made	Attempts	FT Pct.
1	2018-19	497	616	.807
2	2024-25	524	686	.764
3	2016-17	341	454	.751
4	1994-95	518	693	.747
5	1985-86	441	590	.747
6	2005-06	459	622	.738
7	2010-11	526	714	.737
8	1978-79	343	467	.734
9	2006-07	452	617	.733
10	2017-18	438	603	.726

Free Throws Made

	Year	Made
1	1990-91	603
2	1996-97	564
3	2015-16	547
4	2010-11	526
5	2024-25	524
6	1994-95	518
7	2003-04	514
8	1991-92	502
9	1988-89	501
10	1989-90	499



Three Point Percentage

	Year	Made	Attempts	3P Pct.
1	1983-84	71	168	.423
2	1988-89	215	511	.421
3	2011-12	260	636	.409
4	2014-15	212	529	.401
5	1990-91	316	794	.398
6	1986-87	86	218	.394
7	2003-04	211	541	.390
8	2015-16	304	784	.388
9	2007-08	209	547	.382
10	2021-22	301	790	.381

Assists

	Year	Assists
1	1990-91	758
2	1988-89	628
3	2003-04	585
4	1989-90	568
5	1991-92	564
6	1996-97	532
7	1997-98	529
8	1980-81	519
9	2006-07	513
10	1992-93	504

Three-Pointers Made

	Year	Made
1	1990-91	316
2	2018-19	314
3	2015-16	304
4	2021-22	301
5	2017-18	272
6	2016-17	270
7	2011-12	260
8	2019-20	247
9	2008-09	240
10	2024-25	227

Assists Per Game

	Year	Assists Per Game
1	1990-91	21.1
2	2003-04	20.2
3	1991-92	20.1
4	1988-89	19.6
5	1989-90	18.9
6	1992-93	18.7
7	1980-81	17.9
8	1987-88	17.8
9	1997-98	17.6
10	2001-02	17.4

Rebounds

	Year	Rebounds
1	1990-91	1533
2	2023-24	1323
3	2015-16	1311
4	1997-98	1305
5	2022-23	1275
6	1996-97	1258
7	1989-90	1253
8	1978-79	1247
9	1991-92	1221
10	1995-96	1214

Blocks


	Year	Blocks
1	1997-98	225
2	1995-96	187
3	1996-97	179
4	1994-95	154
5	2023-24	148
6	2024-25	147
7	2022-23	139
8	1989-90	122
9	1990-91	120
10	2011-12	107

Rebounding Average

	Year	Rebounds Per Game
1	1976-77	54.9
2	1975-76	46.2
3	1972-73	44.9
4	2023-24	44.1
5	1991-92	43.6
6	1997-98	43.5
7	1990-91	42.6
8	2022-23	42.5
9	1983-84	42.0
10	1995-96	41.9

Blocks Per Game

	Year	Blocks Per Game
1	1997-98	7.5
2	1995-96	6.4
3	1996-97	5.6
4	2024-25	5.2
5	1994-95	5.0
6	2023-24	4.9
7	2022-23	4.6
8	1989-90	4.1
9	2011-12	3.7
10	1993-94	3.7



Steals

	Year	Steals
1	1996-97	298
2	2012-13	292
3	1997-98	283
4	2001-02	273
5	1999-00	269
6	2003-04	267
7	2000-01	266
T-8	1990-91	259
T-8	1991-92	259
T-10	2008-09	251
T-10	1995-96	251

Steals Average

	Year	Steals Per Game
1	2012-13	10.9
2	2001-02	10.1
3	1999-00	10.0
4	2000-01	9.9
5	1997-98	9.4
6	1996-97	9.3
7	1991-92	9.3
8	2003-04	9.2
9	2008-09	9.0
10	2002-03	8.9



INDIVIDUAL SINGLE-GAME RECORDS (Since 2007)

Points

Tommy Bolte (65)
at Charleston 1/23/19

Field Goals Made

Tommy Bolte (25)
at Charleston 1/23/19

Rebounds

Boubacar Djigo (22)
at West Virginia State 2/26/25

Assists

Tommy Bolte/Mike Boyd

Bolte (12) at Salem 12/9/18
Boyd (12) at Fairmont State 2/19/15

Blocks

Romel Kemp (8)
at West Virginia State 1/12/12

Steals

Kollin Tolbert/Mike Sanchez/Cam Shannon

Tolbert at Davis & Elkins 2/17/24
Sanchez at Davis & Elkins 12/14/15
Shannon at West Virginia State 2/15/14

Free Throws Made

Tommy Bolte (17)
at West Virginia State 2/21/18

Free Throws Attempted

Tommy Bolte (20)
at West Virginia State 2/21/18

Three-Pointers Made

Rob Reed (10)
vs. West Virginia State 2/14/15



TEAM SINGLE-GAME RECORDS (Since 2007)

Points

122 vs. Alderson-Broaddus 1930-31

Field Goals Made

44 vs. Bluefield State 2/25/12

Rebounds

69 at West Virginia State 2/26/25

Assists

27 vs. Ohio Valley 2/28/12

27 at UVa.-Wise 1/21/16

Blocks

17 at West Virginia State 1/12/12

Steals

17 vs. Wheeling Jesuit 3/1/12

Field Goal Percentage

67.3 (35-for-52) vs. Urbana 11/19/18

67.3 (37-for-55) vs. Wheeling 2/12/20

Three-Point Percentage (Minimum 15 Attempts)

66.7 (12-for-18) vs. Fairmont State 12/6/22

Free-Throw Percentage (Minimum 20 Attempts)

93.3 (28-for-30) vs. Urbana 11/25/13

Free Throws Made

34 at Alderson-Broaddus 2/6/12

Free Throws Attempted

44 vs. Livingstone 11/14/15

Three-Pointers Made

18 vs. Fayetteville State 11/11/16

18 vs. Urbana 2/23/19



SINGLE-GAME TOP PERFORMANCES

(Since 2007)

Double-Doubles

Player	Line	Opponent	Date
Boubacar Djigo	24 pts, 20 rebs	Virginia Union	11/24/25
Boubacar Djigo	18 pts, 12 rebs	California (Pa.)	11/22/25
Kraig Gilbert	22 pts, 11 rebs	Pitt-Johnstown	11/15/25
Boubacar Djigo	11 pts, 15 rebs	Indiana (Pa.)	11/14/25
Kraig Gilbert	15 pts, 10 rebs	West Virginia State	3/7/25
Boubacar Djigo	16 pts, 22 rebs	West Virginia State	2/26/25
Kollin Tolbert	22 pts, 10 rebs	Salem	2/5/24
Kraig Gilbert	20 pts, 11 rebs	Frostburg State	12/11/24
Rene Diop	10 pts, 11 rebs	Salem	12/7/24
Kraig Gilbert	14 pts, 10 rebs	Salem	12/7/24
JJ Harper	15 pts, 15 rebs	West Liberty	3/9/24
Kollin Tolbert	20 pts, 10 rebs	West Liberty	3/9/24
Kollin Tolbert	20 pts, 10 rebs	Davis & Elkins	3/8/24
Rene Diop	12 pts, 10 rebs	Glenville State	3/2/24
JJ Harper	13 pts, 12 rebs	Glenville State	3/2/24
Kollin Tolbert	16 pts, 10 rebs	West Liberty	2/24/24
JJ Harper	21 pts, 10 rebs	Wheeling	2/21/24
Rene Diop	14 pts, 10 rebs	Davis & Elkins	2/17/24
Rene Diop	17 pts, 11 rebs	West Virginia Wesleyan	2/14/24
Jevon Laidler	10 pts, 10 rebs	West Virginia Wesleyan	2/14/24
Jevon Laidler	19 pts, 16 rebs	Salem	2/10/24
Rene Diop	10 pts, 10 rebs	Bluefield State	2/5/24
Kollin Tolbert	16 pts, 12 rebs	Wheeling	1/20/24
Ayden Ince	11 pts, 12 rebs	Frostburg State	12/6/23
Jevon Laidler	29 pts, 11 rebs	Notre Dame	12/2/23
Kollin Tolbert	14 pts, 10 rebs	West Virginia State	11/21/23
Kollin Tolbert	15 pts, 13 rebs	Pitt-Johnstown	11/11/23
Daniel Rahama	24 pts, 10 rebs	West Liberty	3/3/23
Daniel Rahama	29 pts, 11 rebs	Alderson Broadbus	3/3/23
Daniel Rahama	10 pts, 12 rebs	Glenville State	2/25/23
Jevon Laidler	17 pts, 11 rebs	Davis & Elkins	2/18/23
Rene Diop	17 pts, 11 rebs	West Virginia Wesleyan	2/15/23
Daniel Rahama	12 pts, 13 rebs	West Virginia Wesleyan	2/15/23
Jevon Laidler	19 pts, 10 rebs	Bluefield State	2/13/23
Daniel Rahama	25 pts, 12 rebs	Fairmont State	2/4/23
Daniel Rahama	20 pts, 11 rebs	Alderson Broadbus	1/28/23
Daniel Rahama	23 pts, 13 rebs	Glenville State	1/21/23
Daniel Rahama	26 pts, 16 rebs	Salem	1/16/23
Daniel Rahama	13 pts, 10 rebs	Davis & Elkins	1/14/23
Daniel Rahama	19 pts, 15 rebs	Wheeling	1/7/23
Daniel Rahama	15 pts, 12 rebs	West Liberty	1/4/23
Jordan Wooden	10 pts, 11 rebs	Ohio Dominican	11/28/22
Daniel Rahama	16 pts, 11 rebs	West Virginia State	11/22/22
Daniel Rahama	13 pts, 13 rebs	Bluefield State	11/15/22
Amare Smith	18 pts, 10 rebs	Glenville State	2/26/22
Daniel Rahama	13 pts, 10 rebs	West Virginia State	2/23/22
Amare Smith	28 pts, 11 rebs	Davis & Elkins	2/19/22
Da'Vion Moore	20 pts, 12 rebs	Bluefield State	2/14/22
Jordan Wooden	11 pts, 11 rebs	Bluefield State	2/14/22
Jordan Wooden	20 pts, 10 rebs	Frostburg State	2/2/22
Matt Weir	12 pts, 10 assts	Notre Dame	1/26/22
Matt Weir	22 pts, 11 assts	Glenville State	1/22/22
Daniel Rahama	16 pts, 11 rebs	West Virginia Wesleyan	1/12/22

Player	Line	Opponent	Date
Daniel Rahama	10 pts, 10 rebs	Notre Dame	12/4/21
Da'Vion Moore	12 pts, 10 rebs	West Virginia State	11/29/21
Daniel Rahama	27 pts, 13 rebs	Saint Michael's	11/26/21
Matt Weir	11 pts, 11 assts	Saint Michael's	11/26/21
David Mulumba	10 pts, 10 rebs	Glenville State	2/27/21
Malik Johnson	17 pts, 10 rebs	West Virginia Wesleyan	2/24/21
David Mulumba	14 pts, 11 rebs	West Virginia State	2/17/21
David Mulumba	15 pts, 14 rebs	Wheeling	2/15/21
Da'Vion Moore	18 pts, 10 rebs	Frostburg State	1/30/21
Mohamed Bundu	13 pts, 10 rebs	Frostburg State	1/30/21
Mohamed Bundu	22 pts, 14 rebs	West Liberty	1/20/21
David Mulumba	12 pts, 12 rebs	Charleston	1/7/21
Martin Kelly Jr.	18 pts, 10 rebs	Davis & Elkins	2/19/20
David Mulumba	11 pts, 10 rebs	West Liberty	2/15/20
Liam Evans	15 pts, 12 rebs	Fairmont State	2/8/20
Martin Kelly Jr.	14 pts, 11 rebs	Fairmont State	2/8/20
David Mulumba	25 pts, 10 rebs	Fairmont State	2/8/20
Martin Kelly Jr.	14 pts, 10 rebs	Frostburg State	2/6/20
Malik Johnson	20 pts, 12 rebs	West Virginia Wesleyan	1/15/20
Liam Evans	19 pts, 10 rebs	Wheeling	1/11/20
Trey Brisco	20 pts, 10 rebs	West Liberty	1/8/20
Martin Kelly Jr.	15 pts, 10 rebs	Notre Dame	12/7/19
Simun Kovac	15 pts, 13 rebs	West Virginia State	11/26/19
Simun Kovac	14 pts, 10 rebs	Mount Olive	11/16/19
Simun Kovac	13 pts, 16 rebs	Indiana (Pa.)	11/9/19
Simun Kovac	14 pts, 13 rebs	UVA.-Wise	3/2/19
Simun Kovac	10 pts, 10 rebs	West Virginia State	2/27/19
Simun Kovac	10 pts, 18 rebs	Urbana	2/23/19
Simun Kovac	11 pts, 11 rebs	West Virginia Wesleyan	2/2/19
Simun Kovac	11 pts, 12 rebs	Charleston	1/23/19
David Mulumba	20 pts, 10 rebs	Wheeling	1/17/19
Tommy Bolte	35 pts, 12 assts	Salem	12/9/18
Malik Johnson	11 pts, 10 rebs	Glenville State	12/5/18
David Mulumba	10 pts, 12 rebs	West Virginia State	12/1/18
Tommy Bolte	31 pts, 10 assts	Charleston	11/28/18
Trey Brisco	17 pts, 13 rebs	Bluefield State	11/13/18
Tommy Bolte	39 pts, 10 rebs	Fairmont State	2/10/18
Trey Brisco	12 pts, 11 rebs	Bluefield State	1/29/18
Jyles Webster	12 pts, 11 rebs	West Virginia Wesleyan	1/27/18
Trey Brisco	11 pts, 11 rebs	UVA.-Wise	1/20/18
Darian Peterson	13 pts, 13 rebs	UVA.-Wise	1/20/18
Tommy Bolte	23 pts, 10 rebs	West Liberty	1/13/18
Jyles Webster	13 pts, 11 rebs	West Liberty	1/13/18
Stephen Thompson	27 pts, 10 rebs	UVA.-Wise	2/25/17
Stephen Thompson	20 pts, 12 rebs	Urbana	1/10/17
Terry Hopewell	12 pts, 15 rebs	West Liberty	3/12/16
Terry Hopewell	19 pts, 13 rebs	Notre Dame	3/6/16
Jametrious Wade	13 pts, 13 rebs	Notre Dame	3/6/16
Terry Hopewell	16 pts, 19 rebs	West Liberty	3/5/16
Jametrious Wade	19 pts, 16 rebs	Urbana	2/18/16
Terry Hopewell	10 pts, 14 rebs	Wheeling Jesuit	2/13/16
Jametrious Wade	13 pts, 10 rebs	West Virginia Wesleyan	2/4/16



Double-Doubles

Player	Line	Opponent	Date
Terry Hopewell	13 pts, 19 rebs	Shepherd	1/30/16
Jametrious Wade	24 pts, 10 rebs	Shepherd	1/30/16
Terry Hopewell	15 pts, 13 rebs	Fairmont State	1/28/16
Babe Murphy	10 pts, 10 rebs	West Virginia State	1/25/16
Terry Hopewell	10 pts, 14 rebs	UVa.-Wise	1/21/16
Terry Hopewell	11 pts, 10 rebs	West Liberty	1/18/16
Michael Sanchez	14 pts, 10 assists	West Liberty	1/18/16
Terry Hopewell	18 pts, 12 rebs	Fairmont State	1/6/16
Jametrious Wade	16 pts, 11 rebs	Shepherd	1/4/16
Jametrious Wade	24 pts, 12 rebs	West Virginia Wesleyan	12/5/15
Jametrious Wade	18 pts, 11 rebs	Glennville State	12/3/15
Terry Hopewell	25 pts, 16 rebs	Shepherd	1/4/16
Terry Hopewell	17 pts, 15 rebs	West Virginia Wesleyan	12/5/15
Terry Hopewell	17 pts, 15 rebs	Glennville State	12/3/15
Terry Hopewell	14 pts, 10 rebs	Bluefield State	11/27/15
Jametrious Wade	12 pts, 10 rebs	Bluefield State	11/27/15
Jametrious Wade	10 pts, 10 rebs	Charleston	11/23/15
Mike Boyd	14 pts, 12 assists	Fairmont State	2/19/15
Mike Boyd	11 pts, 10 assists	West Virginia State	2/14/15
Jametrious Wade	15 pts, 12 rebs	West Virginia State	2/14/15
Terry Hopewell	11 pts, 14 rebs	West Liberty	2/5/15
Rob Reed	15 pts, 11 rebs	Urbana	2/2/15
Terry Hopewell	17 pts, 16 rebs	Notre Dame	1/31/15
Terry Hopewell	22 pts, 11 rebs	Glennville State	1/24/15
Jametrious Wade	24 pts, 20 rebs	West Virginia State	1/17/15
Terry Hopewell	16 pts, 15 rebs	Wheeling Jesuit	1/5/15
Terry Hopewell	17 pts, 13 rebs	Bluefield State	12/15/14
Terry Hopewell	10 pts, 10 rebs	Glennville State	12/4/14
Jametrious Wade	19 pts, 12 rebs	Glennville State	12/4/14
Jametrious Wade	20 pts, 12 rebs	Bluefield State	11/28/14
Mike Boyd	31 pts, 10 rebs	Urbana	11/24/14
Terry Hopewell	14 pts, 12 rebs	Notre Dame	11/22/14
Terry Hopewell	20 pts, 13 rebs	Shepherd	2/22/14
Terry Hopewell	13 pts, 13 rebs	West Virginia State	2/15/14
Terry Hopewell	10 pts, 10 rebs	Notre Dame	2/1/14
Terry Hopewell	19 pts, 12 rebs	West Liberty	1/4/14
AJ Williams	14 pts, 11 rebs	West Liberty	1/4/14
Jordan Davis	14 pts, 14 rebs	Ohio Valley	2/16/13
Damien Tunstalle	16 pts, 10 rebs	Ohio Valley	2/16/13
Jordan Davis	18 pts, 10 rebs	Davis & Elkins	2/11/13
Damien Tunstalle	15 pts, 11 rebs	West Virginia Wesleyan	12/8/12
Damien Tunstalle	19 pts, 11 rebs	West Virginia Tech	12/3/12
Jordan Davis	14 pts, 14 rebs	Bluefield State	2/25/12
Romel Kemp	11 pts, 14 rebs	West Virginia Wesleyan	2/1/12
Romel Kemp	13 pts, 10 rebs	Virginia State	11/29/11
Rick Alderman	25 pts, 13 rebs	Fairmont State	2/19/11
Gentry Shrewsbury	12 pts, 11 rebs	Seton Hill	12/4/10
Rick Alderman	26 pts, 11 rebs	Bluefield College	11/27/10
Rick Alderman	18 pts, 11 rebs	Pitt-Johnstown	11/13/10
Rick Alderman	22 pts, 15 rebs	Bluefield State	2/27/10
Gentry Shrewsbury	20 pts, 11 rebs	West Virginia State	2/1/10
Rick Alderman	14 pts, 10 rebs	West Liberty	1/23/10
Rick Alderman	17 pts, 12 rebs	Bluefield State	1/18/10
Cordale Boyd	24 pts, 11 rebs	Bluefield State	11/29/08
Dannie Parker	27 pts, 10 rebs	Davis & Elkins	2/26/08
Dannie Parker	26 pts, 13 rebs	Bluefield State	2/23/08
Dannie Parker	28 pts, 12 rebs	West Virginia State	2/16/08

Double-Doubles

Player	Line	Opponent	Date
Dannie Parker	25 pts, 10 rebs	Glennville State	2/14/08
Dannie Parker	16 pts, 13 rebs	West Virginia Wesleyan	2/7/08
Dannie Parker	23 pts, 11 rebs	West Liberty	2/2/08
Dannie Parker	22 pts, 12 rebs	Alderson-Broaddus	1/17/08
Dannie Parker	14 pts, 13 rebs	West Virginia State	1/5/08
Dannie Parker	19 pts, 10 rebs	Glennville State	12/4/07
Dannie Parker	16 pts, 10 rebs	Alderson-Broaddus	12/1/07
Dannie Parker	19 pts, 10 rebs	Belmont Abbey	11/15/07



30-Point Games

Player	Points	Opponent	Date
Corey Boston	35	West Virginia State	2/19/25
Kollin Tolbert	36	West Virginia Wesleyan	2/12/25
Kollin Tolbert	30	Point Park	2/8/25
Kollin Tolbert	32	Bluefield State	2/3/25
Kollin Tolbert	41	Charleston	1/22/25
Kollin Tolbert	58	Charleston	11/23/24
JJ Harper	30	Wheeling	2/8/23
Matt Weir	30	Charleston	3/4/22
Ethan Heller	33	West Virginia State	2/17/21
Trey Brisco	31	Notre Dame	1/31/20
Tommy Bolte	32	West Liberty	3/9/19
Tommy Bolte	30	UVa.-Wise	3/2/19
Tommy Bolte	35	West Virginia State	2/27/19
Jair Rodgers	31	Urbana	2/23/19
Jair Rodgers	31	Fairmont State	2/16/19
Tommy Bolte	31	Shepherd	2/14/19
Tommy Bolte	39	West Liberty	2/9/19
Jair Rodgers	34	Wheeling	2/7/19
Tommy Bolte	35	Bluefield State	1/28/19
Tommy Bolte	33	UVa.-Wise	1/26/19
Tommy Bolte	65	Charleston	1/23/19
Tommy Bolte	41	West Liberty	1/19/19
Tommy Bolte	36	Fairmont State	1/12/19
Tommy Bolte	42	Shepherd	1/10/19
Tommy Bolte	35	Salem	12/9/18
Tommy Bolte	39	Glenville State	12/5/18
Tommy Bolte	35	West Virginia State	12/1/18
Tommy Bolte	31	Charleston	11/28/18
Tommy Bolte	31	Bluefield State	11/13/18
Jair Rodgers	34	Pitt-Johnstown	11/10/18
Tommy Bolte	51	Fairmont State	3/2/18
Tommy Bolte	32	UVa.-Wise	2/24/18
Tommy Bolte	49	West Virginia State	2/21/18
Tommy Bolte	34	Urbana	2/17/18
Tommy Bolte	37	Notre Dame	2/15/18
Tommy Bolte	39	Fairmont State	2/10/18
Tommy Bolte	42	Shepherd	2/8/18
Tommy Bolte	36	Glenville State	1/24/18
Tommy Bolte	38	Shepherd	1/4/18
Tommy Bolte	35	West Virginia Wesleyan	12/9/17
Tommy Bolte	46	West Virginia State	12/2/17
Tommy Bolte	30	Charleston	11/29/17
Tommy Bolte	43	Winston-Salem State	11/11/17
Tommy Bolte	40	Fayetteville State	11/10/17
Aaron Miller	30	West Virginia Wesleyan	2/4/17
Aaron Miller	32	Fairmont State	1/26/17
Rob Reed	34	West Liberty	3/5/16
Rob Reed	32	UVa.-Wise	2/27/16
Rob Reed	36	West Liberty	1/18/16
Aaron Miller	30	Johnson C. Smith	11/28/15
Rob Reed	32	Johnson C. Smith	11/28/15
Rob Reed	36	West Virginia State	11/21/15
Rob Reed	40	West Virginia State	2/14/15
Aaron Miller	35	Shepherd	1/12/15
Rob Reed	31	Wheeling Jesuit	1/7/15
Mike Boyd	31	Urbana	11/24/14
Aaron Miller	31	Virginia State	11/14/14
Damien Tunstalle	35	Shepherd	2/9/13

Player	Points	Opponent	Date
Javaughn Manuel	35	Wheeling Jesuit	1/14/12
Javaughn Manuel	34	West Virginia State	11/16/11
Corey Neeley	32	West Virginia Tech	11/11/11
Rick Alderman	30	Alderson-Broadus	2/7/11
Javaughn Manuel	30	West Virginia Tech	12/9/10
Javaughn Manuel	37	Seton Hill	12/4/10
Javaughn Manuel	37	Bluefield State	11/26/10
Javaughn Manuel	31	West Liberty	11/20/10
Javaughn Manuel	39	West Virginia Tech	11/15/10
Rafee Smith	30	West Virginia State	2/20/10
Rick Alderman	36	Ohio Valley	1/16/10
Anthony Lansdowne	31	West Liberty	2/2/08
Dannie Parker	30	Wheeling Jesuit	1/31/08
Dannie Parker	33	West Virginia Tech	11/24/07

15-Rebound Games

Player	Total	Opponent	Date
Boubacar Djigo	20	Virginia Union	11/24/25
Boubacar Djigo	19	Bluefield State	11/29/25
Boubacar Djigo	15	Indiana (Pa.)	11/14/25
Boubacar Djigo	22	West Virginia State	2/26/25
Jeyon Laidler	16	Salem	2/10/24
Daniel Rahama	16	Glenville State	1/21/23
Daniel Rahama	16	Salem	1/16/23
Daniel Rahama	15	Wheeling	1/7/23
Simun Kovac	16	Indiana (Pa.)	11/8/19
Simun Kovac	18	Urbana	2/23/19
Patrick Eugene	15	Bluefield State	12/14/16
Terry Hopewell	15	West Liberty	3/12/16
Terry Hopewell	19	West Liberty	3/5/16
Jametrious Wade	16	Urbana	2/18/16
Terry Hopewell	19	Shepherd	1/30/16
Terry Hopewell	16	Shepherd	1/4/15
Terry Hopewell	15	West Virginia Wesleyan	12/5/15
Terry Hopewell	15	Glenville State	12/3/15
Terry Hopewell	16	Winston-Salem State	11/13/15
Jametrious Wade	20	West Virginia State	1/17/15
Terry Hopewell	15	Wheeling Jesuit	1/5/15

SINGLE-GAME TOP TEAM PERFORMANCES

(Since 1994)

90-Point Games

Points	Opponent	Date/Year
92	West Virginia State	3/7/25
111	West Virginia State	2/26/25
93	Wheeling	2/19/25
98	Salem	2/5/25
104	Bluefield State	2/3/25
98	Frostburg State	2/1/25
92	Glenville State	1/25/25
105	Wheeling	1/18/25
94	West Virginia Wesleyan	1/9/25
90	West Virginia State	11/26/24
119	Charleston	11/23/24
90	West Virginia State	2/28/24
98	Wheeling	2/21/24
94	Davis & Elkins	2/17/24
100	Salem	2/10/24
101	Glenville State	1/27/24
94	Wheeling	1/20/24
93	Notre Dame	12/2/23
94	Bluefield State	11/15/23
103	Bluefield State	2/13/23
101	Wheeling	2/8/23
100	Alderson Broadus	1/28/23
97	West Liberty	1/4/23
93	Frostburg State	12/10/22
90	Ohio Dominican	11/28/22
90	Glenville State	2/26/22
94	West Virginia State	2/23/22
92	Frostburg State	2/2/22
92	Wheeling	1/8/22
92	Bluefield State	11/16/21
107	Davis & Elkins	3/1/21
96	West Virginia State	2/17/21
91	West Liberty	1/20/21
98	West Virginia Wesleyan	2/22/20
101	Wheeling	2/12/20
94	West Virginia State	11/26/19
91	Mount Olive	11/16/19
105	Urbana	2/23/19
91	Fairmont State	2/16/19
106	West Liberty	2/9/19
93	Glenville State	1/30/19
99	Charleston	1/23/19
108	West Liberty	1/19/19
93	Salem	12/9/18
101	Glenville State	12/5/18
98	West Virginia State	12/1/18
106	Charleston	11/28/18
99	Urbana	11/19/18
90	UVa.-Wise	2/24/18
95	West Virginia State	2/21/18
95	Notre Dame	2/15/18
92	West Liberty	2/3/18
94	Glenville State	1/24/18
110	West Liberty	1/13/18

Points	Opponent	Date/Year
96	West Virginia State	12/2/17
92	UVa.-Wise	2/25/17
95	Notre Dame	2/18/17
98	Urbana	2/16/17
107	West Liberty	2/9/17
90	Bluefield State	12/14/16
90	Glenville State	11/30/16
92	West Virginia State	11/19/16
90	Winston-Salem State	11/12/16
92	West Liberty	3/5/16
93	Urbana	2/18/16
105	West Liberty	2/11/16
111	West Virginia State	1/28/16
100	UVa.-Wise	1/21/16
108	West Liberty	1/18/16
100	Urbana	1/12/16
99	Notre Dame	1/10/16
103	Glenville State	12/3/15
106	Johnson C. Smith	11/28/15
109	West Virginia State	11/21/15
95	Fairmont State	2/19/15
98	West Virginia State	2/14/15
91	Urbana	2/2/15
92	UVa.-Wise	1/22/15
94	Fairmont State	1/10/15
107	West Liberty	1/3/15
93	Urbana	11/24/14
92	Glenville State	1/25/14
94	Shepherd	1/13/14
92	West Liberty	1/4/14
92	West Virginia Tech	12/15/12
93	West Virginia Tech	12/3/12
106	Ohio Valley	2/28/12
108	Bluefield State	2/25/12
98	West Liberty	1/28/12
91	Bluefield State	1/21/12
95	Davis & Elkins	1/17/12
94	Virginia State	11/29/11
90	Glenville State	11/22/11
94	West Liberty	11/19/11
96	West Virginia Tech	11/11/11
96	Fairmont State	2/19/11
104	Glenville State	2/14/11
93	West Virginia State	2/10/11
98	Ohio Valley	1/10/11
97	West Virginia Tech	12/9/10
91	Bluefield State	11/26/10
93	West Liberty	11/20/10
90	West Virginia Tech	11/17/10
113	West Virginia State	2/20/10
102	Glenville State	2/15/10
94	Charleston	1/28/10
96	Ohio Valley	1/16/10
110	West Virginia Wesleyan	2/14/09
95	Davis & Elkins	2/12/09



90-Point Games


Points	Opponent	Date/Year	Points	Opponent	Date/Year
90	Salem International	2/9/09	96	West Virginia Tech	12/3/03
90	Ohio Valley	2/7/09	104	Bluefield State	11/28/03
91	Bluefield State	2/2/09	97	Davis & Elkins	11/22/03
109	Bluefield State	11/29/08	102	Ohio Valley	11/21/03
105	Davis & Elkins	2/26/08	103	Ohio State-Newark	11/16/03
102	West Liberty	2/2/08	91	West Virginia Tech	2/27/03
96	Wheeling Jesuit	1/31/08	110	West Virginia State	2/22/03
97	Charleston	1/28/08	102	Charleston	2/6/03
93	Bluefield State	1/14/08	99	Ohio Southern	1/21/02
92	Alderson-Broaddus	12/1/07	93	Davis & Elkins	1/19/02
108	Bluefield State	2/24/07	101	Bluefield State	1/10/02
101	West Virginia Wesleyan	2/22/07	96	Ohio Valley	2000-01
116	Glenville State	2/15/07	102	Shepherd	2000-01
90	West Liberty	2/1/07	92	Davis & Elkins	2000-01
97	West Virginia Wesleyan	1/29/07	100	Tusculum	2000-01
103	Bluefield State	1/18/07	113	West Virginia State	2000-01
96	West Virginia State	1/15/07	118	Ohio Valley	2000-01
95	West Virginia Tech	11/25/06	90	Miami-Hamilton	1999-00
95	Queens	11/17/06	101	Bluefield State	1999-00
103	West Virginia Tech	2/23/06	96	Shepherd	1999-00
95	Charleston	2/20/06	95	Bluefield State	1999-00
100	West Virginia State	2/18/06	94	Charleston	1999-00
111	West Liberty	2/10/06	92	Ohio Valley	1998-99
91	Charleston	2/2/06	102	Bluefield State	1998-99
115	Alderson-Broaddus	1/30/06	91	Bluefield State	1998-99
94	Shepherd	1/28/06	101	Lipscomb	1997-98
95	West Virginia Wesleyan	1/25/06	104	Radford	1997-98
108	Davis & Elkins	1/21/06	106	Ohio Valley	1997-98
95	West Virginia Tech	1/9/06	95	Ohio Valley	1997-98
90	Newport News	1/3/06	91	West Virginia Tech	1997-98
90	Clafin	12/10/05	94	Bluefield State	1997-98
92	West Virginia State	12/1/05	93	West Virginia Tech	1997-98
97	Pfeiffer	11/26/05	93	Shepherd	1997-98
97	West Virginia State	2/19/05	99	Bluefield State	1997-98
102	West Virginia Wesleyan	1/26/05	94	West Virginia State	1997-98
99	Davis & Elkins	1/22/05	102	Allen	1996-97
94	Bluefield State	1/13/05	90	Davis & Elkins	1996-97
111	UNC-Pembroke	12/11/04	90	Alderson-Broaddus	1996-97
96	Mount Olive	12/1/04	96	West Liberty	1996-97
90	Bluefield State	11/26/04	91	Bluefield State	1996-97
99	West Liberty	3/2/04	106	Davis & Elkins	1996-97
94	West Virginia Tech	2/26/04	111	Mansfield	1996-97
111	Bluefield State	2/19/04	93	Ohio Valley	1995-96
92	Ohio Valley	2/16/04	91	Bluefield College	1995-96
96	Wheeling Jesuit	2/13/04	93	West Virginia Tech	1995-96
104	West Liberty	2/13/04	90	Bluefield College	1995-96
100	Salem	2/7/04	103	Bluefield State	1995-96
107	Alderson-Broaddus	2/2/04	90	Gardner-Webb	1994-95
110	Shepherd	1/31/04	99	West Virginia Tech	1994-95
107	West Virginia Wesleyan	1/28/04	96	Livingstone	1994-95
112	Davis & Elkins	1/24/04	94	Davis & Elkins	1994-95
108	Glenville State	1/22/04	105	West Virginia Wesleyan	1994-95
102	Southern Virginia	1/12/04	100	Ohio Valley	1994-95
99	West Virginia State	1/8/04	92	Catawba	1994-95
116	Ohio State-Newark	1/5/04	96	West Liberty	1994-95



90-Point Games


Data from 1993-1962 Unavailable

Points	Opponent	Date/Year	Points	Opponent	Date/Year
95	Salem	1994-95	90	Davis & Elkins	1956-57
96	Shepherd	1994-95	91	West Virginia Tech	1956-57
105	Bluefield State	1994-95	97	Salem	1956-57
99	Bluefield State	1994-95	103	Salem	1956-57
102	Alderson-Broaddus	1994-95	91	Bluefield State	1955-56
97	Lenoir-Rhyne	1993-94	114	West Virginia Tech	1955-56
93	Bluefield State	1993-94	113	Potomac State	1955-56
92	West Virginia Tech	1993-94	91	Glennville State	1955-56
91	Pikeville	1993-94	104	Fairmont State	1955-56
96	Clinch Valley	1993-94	101	Salem	1955-56
106	Bluefield College	1993-94	104	Morris Harvey	1955-56
96	Alderson-Broaddus	1993-94	100	Bluefield State	1955-56
105	West Liberty	1993-94	94	West Virginia Tech	1955-56
96	West Virginia State	1993-94	101	Emory & Henry	1955-56
110	Glennville State	1993-94	99	Emory & Henry	1954-55
93	Salem	1993-94	117	Bluefield State	1954-55
103	Bluefield State	1993-94	94	Morris Harvey	1954-55
99	Charleston	1993-94	94	Salem	1954-55
94	West Virginia Wesleyan	1993-94	96	Tusculum	1952-53
97	Glennville State	1993-94	94	Potomac Stte	1952-53
91	Beckley	1961-62	90	Glennville State	1952-53
103	Glennville State	1961-62	94	Salem	1952-53
91	Shepherd	1961-62	92	Tusculum	1951-52
97	Davis & Elkins	1961-62	94	Bluefield State	1951-52
90	Fairmont State	1961-62	95	Fairmont State	1951-52
92	Morris Harvey	1961-62	99	Shepherd	1951-52
106	Emory & Henry	1961-62	100	Bluefield State	1951-52
98	Fairmont State	1961-62	94	Beckley	1949-50
96	Davis & Elkins	1960-61	122	Alderson-Broaddus	1930-31
105	Davis & Elkins	1960-61	97	Oak Hill Rexalls	1927-28
115	Salem	1960-61			
94	Beckley	1960-61			
103	King	1960-61			
101	Morris Harvey	1960-61			
90	Glennville State	1960-61			
98	West Virginia Tech	1959-60			
98	Alderson-Broaddus	1959-60			
98	Morris Harvey	1959-60			
90	West Virginia Wesleyan	1959-60			
96	Salem	1959-60			
94	Emory & Henry	1959-60			
92	Emory & Henry	1959-60			
98	Bluefield State	1958-59			
109	West Virginia Tech	1958-59			
102	Davis & Elkins	1958-59			
90	Salem	1958-59			
95	Alderson-Broaddus	1957-58			
91	Emory & Henry	1957-58			
99	Beckley	1957-58			
92	Emory & Henry	1957-58			
91	Fairmont State	1957-58			
90	Salem	1957-58			




Allowing 60 Points or Less

Points	Opponent	Date/Year	Points	Opponent	Date/Year
50	Bluefield State	11/19/25	57	Bluefield State	1947-48
56	Salem	11/29/23	60	Glennville State	1947-48
57	Indiana (Pa.)	11/10/23	48	Beckley College	1947-48
60	West Virginia Wesleyan	2/15/23	46	Shepherd	1947-48
60	Frostburg State	2/1/23	48	Beckley College	1947-48
60	Clarion	11/13/22	55	West Virginia Tech	1947-48
59	West Virginia Wesleyan	1/12/22	59	Bluefield State	1947-48
60	Frostburg State	1/30/21	58	Morris Harvey	1946-47
60	Urbana	2/1/20	57	West Virginia Tech	1946-47
60	Urbana	2/17/18	35	Shepherd	1946-47
59	Bluefield State	1/29/18	28	Armstrong College	1946-47
53	Bluefield State	12/14/16	60	Salem	1946-47
59	Bluefield State	11/28/16	55	Morris Harvey	1946-47
59	Alderson-Broaddus	11/15/16	44	Potomac State	1946-47
53	Shepherd	2/21/15	59	Alderson-Broaddus	1946-47
55	UVa.-Wise	1/22/15	49	Potomac State	1946-47
41	West Virginia Wesleyan	12/7/14	51	Salem	1945-46
57	Urbana	2/3/14	52	Fairmont State	1945-46
60	Ohio Valley	2/16/13	46	West Virginia Wesleyan	1945-46
52	West Virginia Wesleyan	2/4/13	58	Marshall	1945-46
54	Davis & Elkins	1/14/13	39	Potomac State	1945-46
55	Salem	1/14/10	50	West Virginia Wesleyan	1945-46
58	Bluefield State	11/27/09	52	Davis & Elkins	1945-46
58	Bluefield State	2/2/09	39	Salem	1945-46
59	West Virginia Wesleyan	2/7/08	58	West Virginia Tech	1945-46
59	Ohio Valley	2/4/08	50	West Virginia Tech	1945-46
60	Bluefield State	11/23/07	55	Morris Harvey	1945-46
54	Ohio Valley	3/1/03	37	Potomac State	1945-46
56	Bluefield State	2/20/03	45	Alderson-Broaddus	1945-46
58	Shepherd	2/1/03	49	Ashford Hospital	1945-46
57	Ohio Southern	1/14/03	33	Ashford Hospital	1945-46
57	Tusculum	1/7/03	33	Bluefield All-Stars	1944-45
59	Lincoln Memorial	12/18/02	54	Greenbrier Military	1944-45
48	Davis & Elkins	1/19/02	40	Fairmont State	1944-45
58	Tusculum	11/29/01	54	West Virginia Tech	1944-45
50	Tusculum	11/19/01	44	Greenbrier Military	1944-45
60	Ohio Valley	1999-00	43	Salem	1944-45
53	Wheeling Jesuit	1999-00	59	Ashford Hospital	1944-45
60	West Virginia Wesleyan	1997-98	44	Ashfor Hospital	1944-45
60	West Virginia Tech	1997-98	52	West Virginia Tech	1944-45
59	Charleston	1996-97	47	VPI	1944-45
59	West Virginia Tech	1996-97	34	McComas Independents	1944-45
58	Anderson	1995-96	34	Emory & Henry	1944-45
59	Glennville State	1994-95	34	Athens High	1944-45
57	Beckley College	1961-62	36	Ashford Independents	1944-45
58	Emory & Henry	1953-54	56	Davis & Elkins	1941-42
60	Beckley College	1953-54	43	West Virginia Tech	1941-42
60	Tusculum	1951-52	46	Morris Harvey	1941-42
59	Alderson-Broaddus	1951-52	53	Fairmont State	1941-42
56	Glennville State	1951-52	60	Glennville State	1941-42
58	Tusculum	1951-52	54	Salem	1941-42
57	Waynesburg	1951-52	48	Potomac State	1941-42
59	Salem	1950-51	59	Fairmont State	1941-42
56	Potomac State	1949-50	43	Morris Harvey	1941-42
48	Emory & Henry	1949-50			
53	Beckley College	1948-49			
50	Bluefield State	1948-49			
52	Beckley College	1947-48			



Allowing 60 Points or Less

Points	Opponent	Date/Year	Points	Opponent	Date/Year
51	King	1941-42	36	King	1938-39
35	Emory & Henry	1941-42	43	Roanoke College	1938-39
45	West Virginia Tech	1941-42	38	Lynchburg	1938-39
57	Glenville State	1941-42	47	Fairmont State	1938-39
55	Davis & Elkins	1941-42	37	Beckley College	1938-39
41	King	1941-42	58	Salem	1937-38
44	Emory & Henry	1941-42	57	Morris Harvey	1937-38
32	Potomac State	1940-41	57	Salem	1937-38
43	Bluefield State	1940-41	44	Emory & Henry	1937-38
56	Alderson-Broaddus	1940-41	49	Alderson-Broaddus	1937-38
49	Glenville State	1940-41	54	Potomac State	1937-38
52	Morris Harvey	1940-41	57	Alderson-Broadus	1937-38
45	Emory & Henry	1940-41	34	New River	1937-38
56	Glenville State	1940-41	42	Lynchburg	1937-38
53	Davis & Elkins	1940-41	54	Roanoke College	1937-38
51	Salem	1940-41	28	Emory & Henry	1937-38
34	King	1940-41	47	New River	1937-38
34	Emory & Henry	1940-41	49	Morris Harvey	1937-38
36	Bluefield State	1940-41	45	Lynchburg	1937-38
49	Davis & Elkins	1940-41	50	National Business College	1937-38
39	Roanoke College	1940-41	53	High Point	1937-38
33	Morris Harvey	1940-41	38	Beckley College	1937-38
38	Roanoke College	1940-41	24	Beckley College	1937-38
36	King	1940-41	57	Glenville State	1936-37
48	West Virginia Wesleyan	1939-40	33	Davis & Elkins	1936-37
44	King	1939-40	27	Alderson-Broaddus	1936-37
32	Emory & Henry	1939-40	47	New River	1936-37
56	Salem	1939-40	47	Emory & Henry	1936-37
28	New River	1939-40	40	Alderson-Broaddus	1936-37
35	Potomac State	1939-30	44	Fairmont State	1936-37
44	Salem	1939-40	50	Davis & Elkins	1936-37
43	Glenville State	1939-40	38	Emory & Henry	1936-37
41	Emory & Henry	1939-40	33	Bluefield State	1936-37
18	New River	1939-40	40	Alderson-Broaddus	1936-37
39	Morris Harvey	1939-40	44	National Business College	1936-37
41	Morris Harvey	1939-40	37	New River	1936-37
49	Alderson-Broaddus	1939-40	32	Beckley College	1936-37
24	King	1939-40	37	Glenville State	1936-37
56	Fairmont State	1939-40	50	Lynchburg	1936-37
56	Morris Harvey	1938-39	28	Beckley College	1936-37
54	Salem	1938-39	56	Ronaoko College	1936-37
54	King	1938-39	30	Morris Harvey	1936-37
53	Emory & Henry	1938-39	29	Lincoln Memorial	1936-37
42	Roanoke College	1938-39	59	Alderson-Broaddus	1935-36
25	New River	1938-39	38	Salem	1935-36
45	Salem	1938-39	37	Fairmont State	1935-36
60	Alderson-Broaddus	1938-39	54	New River	1935-36
51	Fairmont State	1938-39	37	Fairmont State	1935-36
30	Emory & Henry	1938-39	44	Bluefield State	1935-36
45	New River	1938-39	48	National Business College	1935-36
44	Morris Harvey	1938-39	53	New River	1935-36
41	Beckley College	1938-39	37	Lynchburg	1935-36
46	Potomac State	1938-39	54	Bluefield State	1935-36
43	Morehead State	1938-39	47	Alderson-Broaddus	1935-35
50	Alderson-Broaddus	1938-39			
30	Lynchburg	1938-39			



Allowing 60 Points or Less

Points	Opponent	Date/Year	Points	Opponent	Date/Year
38	Davis & Elkins	1935-36	29	Mount Hope Ntl Guard	1930-31
36	Beckley College	1935-36	37	New River	1930-31
36	Morris Harvey	1935-36	43	Potomac State	1930-31
25	Beckley College	1935-36	34	Rio Grande	1930-31
41	Potomac State	1934-35	49	Davis & Elkins	1930-31
45	West Liberty	1934-35	12	Alderson-Broaddus	1930-31
50	Bluefield State	1934-35	47	New River	1930-31
46	Davis & Elkins	1934-35	27	Glennville State	1929-30
43	Fairmont State	1934-35	27	Bluefield State	1929-30
36	Alderson-Broaddus	1934-35	23	New River	1929-30
52	Glennville State	1934-35	35	New River	1929-30
48	Davis & Elkins	1934-35	40	Marshall	1929-30
51	Emory & Henry	1934-35	41	Potomac State	1929-30
49	Fairmont State	1934-35	41	Alderson-Broaddus	1929-30
46	Glennville State	1934-35	32	Marshall	1928-29
38	New River	1934-35	26	Richmond	1928-29
38	Potomac State	1934-35	26	Visco of Roanoke	1928-29
42	Bluefield State	1934-35	27	Salem	1928-29
28	New River	1934-35	30	Ashland Armco's	1928-29
36	Alderson-Broaddus	1934-35	23	Alderson-Broaddus	1928-29
5	Pembroke CCC	1934-35	51	Ashland Armco's	1928-29
28	Beckley College	1933-34	41	Marshall	1928-29
28	Bluefield State	1933-34	44	West Liberty	1928-29
37	Fairmont State	1933-34	33	Salem	1928-29
47	Morris Harvey	1933-34	40	Glennville State	1928-29
40	Beckley College	1933-34	43	West Virginia Wesleyan	1928-29
28	Bluefield State	1933-34	28	Mount Hope Ntl Guard	1928-29
29	Mountain State	1933-34	11	West Virginia Business	1928-29
17	West Liberty	1933-34	29	Bluefield State	1928-29
45	Fairmont State	1933-34	42	Potomac State	1927-28
35	Alderson-Broaddus	1933-34	24	Shenandoah	1927-28
43	Glennville State	1933-34	40	Bridgewater	1927-28
33	Mountain State	1933-34	28	Morris Harvey	1927-28
44	Morris Harvey	1933-34	35	Randolph-Macon	1927-28
30	Alderson-Broaddus	1933-34	40	Richmond YMCA	1927-28
24	CCC	1933-34	42	Richmond	1927-28
35	Shenandoah	1932-33	31	Viscose of Richmond	1927-28
31	Shepherd	1932-33	23	Bluefield State	1927-28
41	Bluefield State	1932-33	24	Welch Merchants	1927-28
46	New River	1932-33	25	Beckley Legion	1927-28
27	Lynchburg	1932-33	16	Welch Merchants	1927-28
38	Morris Harvey	1932-33	38	Morris Harvey	1927-28
48	Emory & Henry	1932-33	29	Armco Independents	1927-28
38	Hiwassee	1931-32	26	Alderson	1927-28
15	Marshall	1931-32	44	Oak Hill Rexalls	1927-28
41	Fairmont State	1931-32	33	Beckley Legion	1927-28
50	Morris Harvey	1931-32	21	Alderson	1927-28
29	New River	1931-32	23	Bluefield Independents	1926-27
56	Davis & Elkins	1931-32	22	Coalwood Independents	1926-27
48	Glennville State	1931-32	20	Bluefield State	1926-27
26	Bluefield Newsies	1931-32	21	Bluefield Independents	1926-27
52	Glennville State	1931-32	29	Marshall	1926-27
48	Potomac State	1931-32	24	Morris Harvey	1926-27
24	Davis & Elkins	1931-32	32	New River	1926-27
23	Ohio Valley Business	1931-32			
23	Alderson-Broaddus	1931-32			



Allowing 60 Points or Less

Points	Opponent	Date/Year
16	Bluefield State	1926-27
36	Tennessee	1926-27
29	Lincoln Memorial	1926-27
22	East Tennessee	1926-27
19	King	1926-27
48	Emroy & Henry	1926-27
33	Shenandoah	1926-27
21	Bluefield N&W	1926-27
22	Bluefield N&W	1926-27
34	New River	1925-26
34	Marshall	1925-26
20	Morris Harvey	1925-26
32	Mullens American Legion	1925-26
11	Beckley American Legion	1925-26
22	Lincoln Memorial	1925-26
37	Potomac State	1925-26
23	New River	1925-26
29	Morris Harvey	1925-26
25	Tusculum	1925-26
28	Maryville	1925-26
44	Carson-Newman	1925-26
14	Milligan	1925-26
20	East Tennessee	1925-26
28	Emory & Henry	1925-26
12	King	1925-26
23	Bluefield Independents	1925-26
34	Glenville State	1925-26
14	VPI	1925-26
42	Olson Swedes	1925-26
32	N&W Shop Team	1924-25
25	Bluefield Independents	1924-25
29	Bluefield Independents	1924-25
14	Milligan	1924-25
39	VPI	1924-25
16	Bluefield State	1923-24
22	Bluefield State	1923-24
30	Bluefield Independents	1923-24
30	Bluefield State	1923-24
19	Tazewell Independents	1923-24
30	Bluefield Independents	1923-24
28	Morris Harvey	1923-24
18	Princeton Independents	1922-23
18	Morris Harvey	1922-23
23	Princeton High	1922-23
22	Morris Harvey	1922-23
51	West Virginia Wesleyan	1922-23
36	Beaver High	1922-23
41	VPI	1922-23
19	Mullens Independents	1922-23
31	Mount Hope High	1920-21
58	Mount Hope High	1920-21
16	Wittin Mills	1920-21
16	Matoaka High	1920-21
21	Beaver High	1914-15
31	Princeton High	1914-15
18	Beaver High	1914-15



YEAR-BY-YEAR WIN-LOSS RECORDS

Year	Overall	MEC/WVIAC	Year	Overall	MEC/WVIAC
2024-25	17-11	13-7	1968-69	5-16	1-14
2023-24	22-8	14-6	1967-68	3-19	2-13
2021-22	14-15	11-11	1966-67	11-15	8-9
2021	9-8	9-8	1965-66	7-18	5-11
2019-20	12-18	8-14	1964-65	11-13	7-11
2018-19	20-10	14-8	1963-64	17-6	12-4
2017-18	17-13	12-10	1962-63	15-7	11-5
2016-17	11-17	7-15	1961-62	13-7	13-4
2015-16	22-10	14-8	1960-61	8-14	7-10
2014-15	20-9	15-7	1959-60	7-16	4-13
2013-14	8-21	5-17	1958-59	6-19	4-12
JOINED MEC PRIOR TO 2013-14 SCHOOL YEAR			1957-58	5-19	2-12
2012-13	16-11	12-10	1956-57	3-17	2-14
2011-12	17-12	13-9	1955-56	7-14	4-12
2010-11	11-16	8-14	1954-55	10-15	5-12
2009-10	6-22	5-17	1953-54	16-8	11-6
2008-09	10-18	8-12	1952-53	11-10	8-7
2007-08	15-14	9-11	1951-52	9-17	4-11
2006-07	17-13	12-6	1950-51	10-12	8-9
2005-06	16-12	12-6	1949-50	6-15	2-12
2004-05	15-12	10-8	1948-49	11-9	7-7
2003-04	22-7	13-5	1947-48	10-7	7-5
2002-03	10-18	7-11	1946-47	10-10	-
2001-02	13-14	10-8	1945-46	11-7	-
2000-01	11-16	7-11	1944-45	6-9	-
1999-00	12-15	8-12	1941-42	9-8	-
1998-99	8-19	6-13	1940-41	15-4	-
1997-98	19-11	11-8	1939-40	12-6	-
1996-97	20-13	12-7	1938-39	13-11	-
1995-96	12-17	6-13	1937-38	6-14	-
1994-95	20-11	11-6	1936-37	9-10	-
1993-94	14-12	11-8	1935-36	7-6	-
1992-93	13-14	9-10	1934-35	5-11	-
1991-92	22-6	16-3	1933-34	9-7	-
1990-91	28-8	15-5	1932-33	6-8	-
1989-90	20-10	13-7	1931-32	7-7	-
1988-89	23-9	14-5	1930-31	3-4	-
1987-88	15-13	9-9	1929-30	4-4	-
1986-87	10-18	6-14	1928-29	9-7	-
1985-86	11-16	7-12	1927-28	7-2	-
1984-85	14-13	7-11	1926-27	9-7	-
1983-84	16-11	10-8	1925-26	13-7	-
1982-83	17-12	10-8	1924-25	2-1	-
1981-82	12-18	5-12	1923-24	-	-
1980-81	13-16	6-13	1922-23	7-4	-
1979-80	14-13	9-8	1921-22	5-4	-
1978-79	17-16	14-12	1920-21	2-2	-
1977-78	9-16	2-11			
1976-77	11-9	7-5			
1975-76	15-15	10-13			
1974-75	10-10	7-7			
1973-74	17-9	11-5			
1972-73	12-11	7-8			
1971-72	6-19	1-13			
1970-71	5-15	2-12			
1969-70	6-18	2-14			
			Overall: 1,204-1,211 (.498)	Conference: 651-758 (.462)	



ALL-TIME SERIES RESULTS

Team	Wins	Losses
Alabama State	0	1
Alderson-Broaddus	35	64
Allen	1	0
Anderson	1	0
Armstrong Atlantic	1	0
Ashland	0	1
Barber-Scotia	0	1
Barton	1	1
Belmont Abbey	2	1
Birmingham-Southern	0	1
Bluefield College	33	7
Bluefield State	71	38
Bristol College	1	1
Brescia	1	0
California (Pa.)	2	1
Carson-Newman	0	6
Catawba	1	4
Cedarville	1	0
Charleston	55	106
Cincinnati-Clermont	0	1
Chowan	1	2
Clafin	1	0
Clarion	2	0
Cumberland	0	1
Davis & Elkins	56	29
District of Columbia	0	1
Dyke	1	0
Edinboro	0	1
Earlham	0	1
Elizabeth City State	2	1
Emory & Henry	27	14
Fairmont State	34	66
Fayetteville State	2	0
Ferrum	1	0
Francis Marion	0	2
Frostburg State	7	4
Gardner-Webb	1	1
Glenville State	61	19
Guilford	1	0
Georgia Southern	0	1
Georgetown	0	2
Greensboro	1	1
Indiana (Pa.)	1	7
Johnson C. Smith	2	2
Kean	1	0
King	9	3
Knoxville	1	0
Kutztown	1	0
LaRoche	1	1
Lenoir-Rhyne	1	2
Liberty Baptist	3	0
Lincoln Memorial	4	4
Lipscomb	0	1
Livingstone	3	2
Longwood	1	0
Lynchburg	2	3



Team	Wins	Losses
Malone	1	0
Mansfield	1	0
Marshall	2	12
Maryville	0	1
Mercyhurst	1	2
Miami-Hamilton	1	0
Milligan	5	1
Morehead State	0	1
Mountain State	33	20
Mount Olive	0	3
Newport News	2	0
North Carolina Central	1	0
Northwood	0	1
Notre Dame	12	10
Oberlin	0	1
Ohio Dominican	1	0
Ohio State-Newark	2	0
Ohio Southern	2	0
Ohio Valley	20	4
Pfeiffer	1	6
Piedmont	1	0
Pitt-Johnstown	5	10
Point Park	2	0
Potomac State	16	8
Queens	0	1
Radford	5	5
Richmond	1	0
Rio Grande	2	0
Roanoke	1	4
Salem	39	45
Seton Hill	1	5
Shaw	1	0
Shepherd	25	26
Shippensburg	1	0
Slippery Rock	0	1
Southern Virginia	2	0
St. Paul's	1	1
Tennessee Wesleyan	0	1
Thomas Moore	2	0
Transylvania	0	1
Tusculum	10	9
UNC-Pembroke	2	0
Union	1	0
Urbana	12	2
UVa.-Wise	12	13
Virginia State	3	0
Virginia Union	2	3
Walsh	0	1
VMI	0	1
Waynesburg	0	1
West Liberty	25	47
West Virginia Business	1	0
West Virginia State	51	41
West Virginia Tech	38	60
West Virginia Wesleyan	41	36
Westminster	0	2
Wheeling	25	34
Winston-Salem State	2	3

GAME-BY-GAME RESULTS

(Since 1994)

2024-25 (17-11, 13-7 MEC)

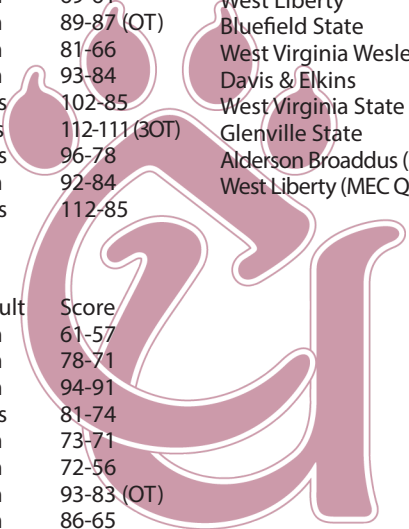
Opponent	Home/Away	Result	Score
Virginia Union	Away	Loss	86-81
California (Pa.)	Away	Loss	89-69
Bluefield State	Away	Loss	103-88
Charleston	Away	Loss	122-119 (2OT)
West Virginia State	Home	Win	90-78
Point Park	Home	Win	88-69
Salem	Away	Win	82-64
Frostburg State	Away	Loss	86-82
Fairmont State	Home	Loss	77-76
West Virginia Wesleyan	Home	Win	94-77
Davis & Elkins	Away	Win	78-73 (OT)
West Liberty	Away	Win	85-77
Wheeling	Home	Win	105-76
Charleston	Home	Loss	87-70
Glenville State	Away	Win	92-85
Fairmont State	Away	Win	89-84
Frostburg State	Home	Win	98-73
Bluefield State	Home	Win	104-95
Salem	Home	Win	98-84
Point Park	Away	Win	69-61
West Virginia Wesleyan	Away	Win	89-87 (OT)
Davis & Elkins	Home	Win	81-66
Wheeling	Away	Win	93-84
West Liberty	Home	Loss	102-85
West Virginia State	Away	Loss	112-111 (3OT)
Glenville State	Home	Loss	96-78
West Virginia State (MEC Qtrs)	Neutral	Win	92-84
West Liberty (MEC Semis)	Neutral	Loss	112-85

2023-24 (22-8, 14-6 MEC)

Opponent	Home/Away	Result	Score
Indiana (Pa.)	Away	Win	61-57
Pitt-Johnstown	Neutral	Win	78-71
Bluefield State	Home	Win	94-91
Charleston	Home	Loss	81-74
West Virginia State	Away	Win	73-71
Salem	Away	Win	72-56
Notre Dame	Home	Win	93-83 (OT)
Frostburg State	Home	Win	86-65
Fairmont State	Away	Loss	88-72
West Virginia Wesleyan	Away	Win	80-69
Davis & Elkins	Home	Win	85-73
West Liberty	Home	Loss	91-79
Wheeling	Away	Win	94-88
Charleston	Away	Loss	78-67
Glenville State	Home	Win	101-79
Fairmont State	Home	Win	69-68
Frostburg State	Away	Win	84-74
Bluefield State	Away	Win	82-72
Notre Dame	Away	Win	87-79
Salem	Home	Win	100-92
Virginia Union	Home	Win	63-60
West Virginia Wesleyan	Home	Win	83-63
Davis & Elkins	Away	Win	94-80
Wheeling	Home	Win	98-70
West Liberty	Away	Loss	89-76
West Virginia State	Home	Win	90-83
Glenville State	Away	Loss	80-61
Davis & Elkins (MEC Qtrs)	Neutral	Win	82-74
West Liberty (MEC Semis)	Neutral	Loss	77-71
Charleston (NCAA 1st)	Neutral	Loss	93-55

2022-23 (15-15, 10-12 MEC)

Opponent	Home/Away	Result	Score
Indiana (Pa.)	Neutral	Loss	77-60
Clarion	Away	Win	80-60
Bluefield State	Away	Win	88-77
Charleston	Home	Loss	82-77
West Virginia State	Away	Loss	85-50
Ohio Dominican	Away	Win	90-85 (2OT)
Alderson Broaddus	Home	Win	81-66
Notre Dame	Home	Win	85-80
Fairmont State	Home	Win	86-83
Frostburg State	Away	Win	93-82
West Liberty	Home	Loss	113-97
Wheeling	Away	Win	81-76
West Virginia Wesleyan	Away	Win	78-64
Davis & Elkins	Home	Win	86-73
Salem	Away	Loss	84-68
Charleston	Away	Loss	93-82
Glenville State	Away	Loss	81-79
Notre Dame	Away	Loss	84-75
Alderson Broaddus	Home	Loss	101-100 (2OT)
Frostburg State	Home	Win	81-60
Fairmont State	Away	Loss	92-86
Wheeling	Home	Win	101-91 (OT)
West Liberty	Away	Loss	127-79
Bluefield State	Home	Win	103-85
West Virginia Wesleyan	Home	Win	82-60
Davis & Elkins	Away	Loss	84-83
West Virginia State	Home	Loss	90-85
Glenville State	Home	Loss	85-81
Alderson Broaddus (MEC First)	Neutral	Win	76-65
West Liberty (MEC Qtrs)	Neutral	Loss	96-72



2021-22 (14-15, 11-11 MEC)

Opponent	Home/Away	Result	Score
Pitt-Johnstown	Neutral	Loss	96-91 (OT)
Indiana (Pa.)	Away	Loss	98-78
Bluefield State	Home	Win	92-87
Charleston	Away	Loss	94-74
Saint Michael's	Neutral	Loss	92-80
D'Youville	Neutral	Win	90-69
West Virginia State	Home	Win	81-79 (OT)
Alderson Broaddus	Home	Win	75-73
Notre Dame	Away	Loss	63-61
Fairmont State	Away	Loss	85-71
Frostburg State	Home	Loss	90-74
West Liberty	Away	Loss	85-67
Wheeling	Home	Win	92-84
West Virginia Wesleyan	Home	Win	76-59
Davis & Elkins	Away	Loss	80-65
Charleston	Home	Loss	99-71
Glenville State	Home	Win	86-82
Notre Dame	Home	Win	80-66
Alderson Broaddus	Away	Win	85-80
Frostburg State	Away	Win	92-87 (OT)
Fairmont State	Home	Loss	82-80
Wheeling	Away	Loss	82-80
West Liberty	Home	Loss	107-86
Bluefield State	Away	Win	89-88
West Virginia Wesleyan	Away	Win	88-80
Davis & Elkins	Home	Win	88-78
West Virginia State	Away	Loss	101-94 (OT)
Glenville State	Away	Win	90-80
Charleston (MEC Qtrs)	Neutral	Loss	88-84

2021 (9-8, 8-7 MEC)

Opponent	Home/Away	Result	Score
Charleston	Away	Win	64-62
West Virginia State	Home	Loss	89-74
West Virginia Wesleyan	Home	Win	73-69
Davis & Elkins	Away	Loss	67-56
West Liberty	Home	Win	91-83
Alderson Broaddus	Home	Loss	75-66
Frostburg State	Home	Win	69-60
Notre Dame	Away	Loss	71-56
Fairmont State	Away	Loss	90-68
Davis & Elkins	Home	Win	87-82 (OT)
Wheeling	Away	Win	74-73
West Virginia State	Away	Win	96-81
Charleston	Home	Loss	86-65
West Virginia Wesleyan	Away	Win	77-66
Glenville State	Home	Loss	100-81
Davis & Elkins (MEC First)	Home	Win	107-100 (2OT)
West Liberty (MEC Qtrs)	Neutral	Loss	102-68

2019-20 (12-18, 8-14 MEC)

Opponent	Home/Away	Result	Score
Pitt-Johnstown	Neutral	Win	79-76
Indiana (Pa.)	Away	Loss	80-73
Bluefield State	Away	Win	81-70
Barton	Neutral	Loss	87-83
Mount Olive	Away	Loss	104-91
Charleston	Home	Win	86-78
West Virginia State	Away	Loss	98-94
Urbana	Away	Loss	61-58
Notre Dame	Home	Win	79-76
Fairmont State	Home	Loss	91-67
Frostburg State	Home	Loss	62-58
West Liberty	Home	Loss	104-79
Wheeling	Away	Loss	74-71
West Virginia Wesleyan	Away	Loss (OT)	83-80
Davis & Elkins	Home	Win	80-63
Charleston	Away	Loss	91-67
Glenville State	Away	Loss	89-74
Notre Dame	Away	Loss	90-73
Urbana	Home	Win	69-60
Bluefield State	Home	Win	74-71
Frostburg State	Away	Loss	68-65
Fairmont State	Away	Loss	79-71
Wheeling	Home	Win	101-75
West Liberty	Away	Loss	116-74
Davis & Elkins	Away	Win	66-61
West Virginia Wesleyan	Home	Win	98-83
West Virginia State	Home	Win	89-75
Glenville State	Away	Loss	104-75
Notre Dame (MEC First)	Neutral	Win	73-68
West Liberty (MEC Qtrs)	Neutral	Loss	100-85

2018-19 (20-10, 14-8 MEC)

Opponent	Home/Away	Result	Score
Indiana (Pa.)	Away	Loss	83-72
Pitt-Johnstown	Neutral	Win	81-72
Bluefield State	Away	Win	84-68
Notre Dame	Home	Loss	80-69
Urbana	Home	Win (2OT)	99-79
Charleston	Home	Win	106-100
West Virginia State	Away	Win	98-91
Glenville State	Away	Win	101-97
California (Pa.)	Neutral	Win	80-63
Salem	Away	Win	93-76
West Virginia Wesleyan	Home	Win	70-58
Shepherd	Home	Loss	90-74
Fairmont State	Home	Loss (OT)	93-83
Wheeling Jesuit	Away	Win	88-68
West Liberty	Away	Loss (2OT)	109-108
Charleston	Away	Win (2OT)	99-96
UVa.-Wise	Home	Win	83-82
Bluefield State	Home	Win	86-83
West Virginia Wesleyan	Away	Loss	66-65
Wheeling Jesuit	Home	Loss	98-89
West Liberty	Home	Loss	110-106
Shepherd	Away	Win	77-76
Fairmont State	Away	Loss	88-79
Urbana	Away	Win	105-78
West Virginia State	Home	Win	75-71
UVa.-Wise	Away	Win	83-72
Charleston (MEC Qtrs)	Neutral	Win	74-62
West Liberty (MEC Semis)	Neutral	Loss	88-84

2017-18 (17-13, 12-10 MEC)

Opponent	Home/Away	Result	Score
Fayetteville State	Neutral	Win	82-75
Winston-Salem State	Away	Win	89-77
Bluefield State	Home	Loss	87-83
Notre Dame	Away	Loss	86-76
Urbana	Away	Win	77-73
Alderson-Broaddus	Home	Loss	72-69
Charleston	Away	Win	77-72
West Virginia State	Home	Win	96-87
Glenville State	Home	Win	84-70
West Virginia Wesleyan	Away	Win	80-69
Virginia Union	Home	Win	84-80
Shepherd	Away	Loss	91-73
Fairmont State	Away	Loss	91-77
Wheeling Jesuit	Home	Loss	69-67
West Liberty	Home	Loss	119-110
Charleston	Home	Loss	82-65
UVa.-Wise	Away	Win (OT)	80-77
Glenville State	Away	Win	94-67
West Virginia Wesleyan	Home	Loss	61-52
Bluefield State	Away	Win	70-59
Wheeling Jesuit	Away	Loss	94-56
West Liberty	Away	Loss	105-92
Shepherd	Home	Win	76-70
Fairmont State	Home	Loss	86-80
Notre Dame	Home	Win	95-86
Urbana	Home	Win	63-60
West Virginia State	Home	Win	95-91
UVa.-Wise	Home	Win	90-81
Fairmont State (MEC Qtrs)	Neutral	Win	89-84
Wheeling Jesuit (MEC Semis)	Neutral	Loss	83-69

2016-17 (11-17, 7-15 MEC)

Opponent	Home/Away	Result	Score
Fayetteville State	Home	Win	84-65
Winston-Salem State	Home	Loss (OT)	93-90
Alderson-Broaddus	Away	Win	81-59
West Virginia State	Home	Win	92-82
Charleston	Away	Loss	91-80
Bluefield State	Away	Win	71-59
Glenville State	Home	Loss	94-90
West Virginia Wesleyan	Away	Loss	78-60
Virginia Union	Away	Loss	95-78
Bluefield State	Home	Win	90-53
Shepherd	Home	Loss	87-74
Fairmont State	Home	Loss	99-81
Notre Dame	Home	Loss	95-87
Urbana	Home	Loss	73-71
Wheeling Jesuit	Away	Loss	83-80
West Liberty	Away	Loss	125-73
UVa.-Wise	Home	Loss	98-70
West Virginia State	Away	Loss	90-88
Fairmont State	Away	Loss	103-76
Shepherd	Away	Loss	86-69
Glenville State	Away	Win	74-71
West Liberty	Home	Win	107-104
Wheeling Jesuit	Home	Loss	95-84
Urbana	Away	Win	98-81
Notre Dame	Away	Win	95-87
Charleston	Home	Win	89-66
UVa.-Wise	Away	Loss	100-92

2015-16 (22-10, 14-8 MEC)

Opponent	Home/Away	Result	Score
Winston-Salem State	Away	Win	83-79
Livingstone	Neutral	Win	86-79
West Virginia State	Away	Win	109-105
Charleston	Home	Win	69-66
Bluefield State	Away	Win	81-66
Johnson C. Smith	Neutral	Win	106-97
Glenville State	Home	Win	103-79
West Virginia Wesleyan	Home	Loss (3OT)	90-89
Davis & Elkins	Away	Win	85-69
Bluefield State	Away	Loss	92-88
Shepherd	Away	Loss	90-83
Fairmont State	Away	Loss	90-78
Notre Dame	Away	Win	99-97
Urbana	Away	Win	100-90
Wheeling Jesuit	Home	Loss (OT)	85-82
West Liberty	Home	Win	108-93
UVa.-Wise	Away	Win	100-85
West Virginia State	Home	Win	111-98
Fairmont State	Home	Loss	88-87
Shepherd	Home	Win	79-66
West Virginia Wesleyan	Away	Win	65-64
Glenville State	Away	Win	86-78
West Liberty	Away	Loss	115-105
Wheeling Jesuit	Away	Loss	77-64
Urbana	Home	Win	93-90
Notre Dame	Home	Win	85-75
Charleston	Away	Loss	92-62
UVa.-Wise	Home	Win	79-69
Charleston (MEC Qtrs)	Neutral	Win	75-61
West Liberty (MEC Semis)	Neutral	Win (2OT)	92-90
Notre Dame (MEC Champ)	Neutral	Win	70-64
West Liberty (NCAA First)	Neutral	Loss	90-69

2014-15 (20-9, 15-7 MEC)

Opponent	Home/Away	Result	Score
Virginia State	Away	Win	76-69
Elizabeth City State	Neutral	Win	80-78
Notre Dame	Away	Loss	86-76
Urbana	Away	Win	93-86
Bluefield State	Away	Win	86-84
Francis Marion	Neutral	Loss (OT)	82-79
Glenville State	Away	Loss (OT)	83-81
West Virginia Wesleyan	Away	Win	54-41
Bluefield State	Home	Win	85-75
West Liberty	Home	Loss	113-107
Wheeling Jesuit	Home	Win	84-80
Charleston	Away	Loss	70-65
Fairmont State	Home	Win	94-91
Shepherd	Home	Win	80-74
West Virginia State	Away	Win	88-73
UVa.-Wise	Home	Win	92-55
Glenville State	Home	Loss	89-82
West Virginia Wesleyan	Home	Win	66-61
Notre Dame	Home	Win	85-72
Urbana	Home	Win	91-70
West Liberty	Away	Loss	99-71
Wheeling Jesuit	Away	Loss	90-79
Charleston	Home	Win	68-63
West Virginia State	Home	Win	98-75
Fairmont State	Away	Win	95-82
Shepherd	Away	Win	62-53
Davis & Elkins	Home	Win	83-57
UVa.-Wise	Away	Win	74-59

2013-14 (8-21, 5-17 MEC)

Opponent	Home/Away	Result	Score
Fayetteville State	Neutral	Win	83-78
Winston-Salem State	Away	Loss	76-73
Bluefield State	Home	Win	81-78
Notre Dame	Home	Loss	92-82
Urbana	Home	Win	73-66
Chowan	Neutral	Loss	76-74
Davis & Elkins	Neutral	Win	70-66
Glenville State	Home	Win	83-71
West Virginia Wesleyan	Away	Loss	81-65
Bluefield State	Away	Loss	72-64
West Liberty	Away	Loss	97-92
Wheeling Jesuit	Away	Loss	100-72
Charleston	Home	Loss	81-73
Fairmont State	Away	Loss	71-66
Shepherd	Away	Loss (OT)	97-94
West Virginia State	Away	Loss	94-85
UVa.-Wise	Away	Loss	71-68
Glenville State	Away	Loss	103-92
West Virginia Wesleyan	Home	Win	77-75
Notre Dame	Away	Loss	86-72
Urbana	Away	Win	67-57
West Liberty	Home	Loss	97-76
Wheeling Jesuit	Home	Loss (OT)	88-82
West Virginia State	Away	Win	82-68
Fairmont State	Home	Loss	68-40
Shepherd	Home	Loss	89-75
Charleston	Away	Loss	64-59
UVa.-Wise	Home	Loss (OT)	79-77
Shepherd (MEC First)	Away	Loss	86-68

2011-12 (17-12, 12-10 WVIAC)

Opponent	Home/Away	Result	Score
West Virginia Tech	Home	Loss (OT)	103-96
West Virginia State	Home	Win	72-66
West Liberty	Away	Loss	123-94
Glenville State	Away	Win	90-66
Virginia State	Away	Win	94-78
Seton Hill	Away	Loss	76-64
Wheeling Jesuit	Home	Win	89-84
Pitt-Johnstown	Home	Win	89-87
Charleston	Away	Loss	82-70
Virginia State	Home	Win	76-63
West Virginia Tech	Away	Win	87-84
Fairmont State	Home	Loss	84-82
Ohio Valley	Away	Loss	88-84
West Virginia State	Away	Win	74-73
Wheeling Jesuit	Away	Loss	92-80
Davis & Elkins	Home	Win	95-68
Bluefield State	Away	Win	91-77
West Liberty	Home	Loss	103-98
West Virginia Wesleyan	Home	Loss	74-65
Shepherd	Away	Loss	83-61
Alderson-Broaddus	Away	Win	82-73
Ohio Valley	Home	Win	88-74
Glenville State	Home	Win	79-65
Fairmont State	Away	Win	77-66
Charleston	Home	Loss	69-64
Bluefield State	Home	Win	108-68
Ohio Valley (WVIAC First)	Home	Win	196-76
Wheeling Jesuit (WVIAC Qtrs)	Neutral	Win (OT)	89-84
Charleston (WVIAC Semis)	Neutral	Loss	89-80

2012-13 (16-11, 12-10 WVIAC)

Opponent	Home/Away	Result	Score
Mercyhurst	Away	Win	82-69
Kutztown	Neutral	Win	79-73
Pitt-Johnstown	Home	Win	86-76
Alderson-Broaddus	Away	Loss	83-66
West Virginia State	Away	Win	68-62
West Virginia Tech	Home	Win	93-78
West Virginia Wesleyan	Away	Loss	86-72
West Virginia Tech	Away	Win	92-81
Charleston	Home	Loss	66-50
Bluefield State	Away	Win	72-68
Ohio Valley	Away	Win	86-66
Fairmont State	Home	Loss	79-59
Davis & Elkins	Away	Win	61-54
West Liberty	Home	Loss	101-81
Seton Hill	Away	Loss	68-56
Glenville State	Home	Win	73-61
Wheeling Jesuit	Away	Loss	71-63
West Virginia Wesleyan	Home	Win	58-52
Alderson-Broaddus	Home	Loss	81-69
Charleston	Away	Loss	71-66
Shepherd	Away	Win	78-77
Davis & Elkins	Home	Win	82-74
Ohio Valley	Home	Win	71-60
West Virginia State	Home	Win	81-77
Glenville State	Away	Loss (OT)	80-73
Bluefield State	Home	Win	82-71
Pitt-Johnstown (WVIAC First)	Home	Loss	92-82

2010-11 (11-16, 8-14 WVIAC)

Opponent	Home/Away	Result	Score
Pitt-Johnstown	Away	Loss	110-77
West Virginia Tech	Away	Loss	95-89
West Virginia State	Away	Loss	98-90
West Liberty	Home	Loss	149-93
Bluefield State	Away	Win	91-82
Bluefield College	Neutral	Win	83-76
Seton Hill	Home	Win	86-75
Glenville State	Away	Win	83-75
West Virginia Tech	Home	Win	97-85
Charleston	Home	Win	87-82
Fairmont State	Away	Loss	80-67
Ohio Valley	Home	Win	98-93
Wheeling Jesuit	Home	Loss	82-81
Davis & Elkins	Away	Loss	83-76
Bluefield State	Home	Win	67-65
West Liberty	Away	Loss	133-82
Wheeling Jesuit	Away	Loss	96-83
West Virginia Wesleyan	Away	Loss	102-83
Shepherd	Home	Loss	79-76
Alderson-Broaddus	Home	Loss	93-86
West Virginia State	Home	Win	93-90
Ohio Valley	Away	Loss	104-85
Glenville State	Home	Win	104-88
Fairmont State	Home	Win	96-82
Charleston	Away	Loss	105-86
Bluefield State	Away	Loss	74-65
Alderson-Broaddus (WVIAC First)	Away	Loss	91-86

2009-10 (6-22, 8-14 WVIAC)

Opponent	Home/Away	Result	Score
Davis & Elkins	Home	Loss	83-75
Carson-Newman	Away	Loss	85-67
Lincoln Memorial	Away	Loss	92-66
Bluefield State	Away	Win	89-58
Alderson-Broaddus	Away	Loss	86-67
West Virginia Wesleyan	Home	Loss	72-67
Fairmont State	Home	Loss	83-69
Lincoln Memorial	Home	Loss	89-71
Seton Hill	Home	Loss	85-72
Greensboro	Away	Loss	88-79
Salem	Away	Win	67-55
Ohio Valley	Home	Win	96-88
Bluefield State	Away	Loss	66-60
Glenville State	Away	Loss	90-80
West Liberty	Away	Loss	142-62
Charleston	Home	Win	94-70
West Virginia State	Away	Loss	75-69
Pitt-Johnstown	Away	Loss	70-65
Alderson-Broaddus	Home	Loss	92-79
Davis & Elkins	Away	Loss	83-59
Glenville State	Home	Win	102-84
Wheeling Jesuit	Home	Loss	79-62
West Virginia Wesleyan	Away	Loss	96-74
West Virginia State	Home	Loss	119-113
Charleston	Away	Loss	84-69
Shepherd	Away	Loss	92-85
Bluefield State	Home	Win	89-82
Fairmont State (WVIAC First)	Away	Loss	93-68

2007-08 (15-14, 9-11 WVIAC)

Opponent	Home/Away	Result	Score
Belmont Abbey	Away	Win	84-82
Bluefield State	Away	Win	74-60
West Virginia Tech	Neutral	Win	86-70
Alderson-Broaddus	Away	Loss	106-92
Glenville State	Home	Loss	75-74
Tusculum	Home	Win	75-64
Elizabeth City State	Neutral	Loss	84-79
North Carolina Central	Away	Win	71-68
West Virginia State	Home	Loss	93-57
Tusculum	Away	Loss	67-64
Seton Hill	Away	Loss	80-64
Bluefield State	Away	Win	93-72
Alderson-Broaddus	Home	Loss	86-70
Fairmont State	Home	Loss	82-67
Shepherd	Away	Loss	85-70
Pitt-Johnstown	Away	Loss	79-68
Charleston	Home	Loss	104-97
Wheeling Jesuit	Home	Win	96-89
West Liberty	Home	Win	102-99
Ohio Valley	Away	Win	75-59
West Virginia Wesleyan	Away	Win	73-59
Salem	Home	Win	68-62
Davis & Elkins	Home	Win	83-68
Glenville State	Away	Loss	84-80
West Virginia State	Away	Loss	84-68
Charleston	Away	Win	85-75
Bluefield State	Home	Win	81-64
Davis & Elkins (WVIAC First)	Away	Win	105-96
Pitt-Johnstown (WVIAC Qtrs)	Neutral	Loss	72-68

2008-09 (10-18, 8-12 WVIAC)

Opponent	Home/Away	Result	Score
Alderson-Broaddus	Home	Loss	87-74
Bluefield State	Away	Win	89-83
Bluefield College	Neutral	Win	109-100
Tusculum	Away	Loss	84-77
Glenville State	Home	Loss	81-80
Johnson C. Smith	Away	Loss	81-50
Tusculum	Home	Loss	63-55
Seton Hill	Home	Loss	74-71
Johnson C. Smith	Home	Loss	98-69
West Virginia State	Away	Loss	109-78
Wheeling Jesuit	Away	Loss	89-72
West Liberty	Away	Loss	86-74
Pitt-Johnstown	Home	Loss	86-54
Shepherd	Home	Win	89-77
Fairmont State	Away	Win	83-81
Charleston	Away	Loss	73-63
Alderson-Broaddus	Away	Loss	90-69
Bluefield State	Home	Win	91-58
Ohio Valley	Home	Win	90-62
Salem	Away	Win	90-69
Davis & Elkins	Away	Win	95-70
West Virginia Wesleyan	Home	Win	101-81
Glenville State	Away	Loss	82-70
West Virginia State	Home	Loss	104-87
Charleston	Home	Win	74-65
Bluefield State	Away	Loss	83-75
Shepherd (WVIAC First)	Away	Loss	77-76

2006-07 (17-13, 12-6 WVIAC)

Opponent	Home/Away	Result	Score
Queens	Neutral	Loss	97-95
Belmont Abbey	Away	Loss	84-81
Bluefield State	Away	Loss	79-70
West Virginia Tech	Neutral	Win	95-77
Tusculum	Away	Loss	80-67
Chowan	Away	Loss	92-81
Davis & Elkins	Home	Win	84-72
Tusculum	Home	Win	68-61
Charleston	Away	Loss	89-72
Fairmont State	Home	Win	87-69
Pitt-Johnstown	Away	Loss	100-88
West Virginia State	Away	Loss	102-96
Bluefield State	Home	Win	103-79
Glenville State	Away	Win	98-90
Ohio Valley	Away	Loss	79-77
Chowan	Home	Win	70-66
Shepherd	Home	Win	81-78
West Virginia Wesleyan	Home	Win	97-79
West Liberty	Away	Loss	100-90
Wheeling Jesuit	Away	Win	83-80
Charleston	Home	Win	73-66
Alderson-Broaddus	Home	Loss	91-83
Salem	Away	Loss	97-82
Glenville State	Home	Win	116-93
West Virginia State	Home	Win	85-84
West Virginia Wesleyan	Away	Win	101-81
Bluefield State	Away	Win	108-73
Glenville State (WVIAC First)	Home	Win	78-73
Salem (WVIAC Qtrs)	Neutral	Win	71-69
Alderson-Broaddus (WVIAC Semis)	Neutral	Loss	91-87

2005-06 (16-12, 12-6 WVIAC)

Opponent	Home/Away	Result	Score
Carson-Newman	Away	Loss	79-73
Bluefield State	Away	Win	87-84
Pfeiffer	Neutral	Loss	102-97
Carson-Newman	Home	Loss	85-79
West Virginia State	Home	Loss	118-92
Mount Olive	Away	Loss	85-77
Clarion	Neutral	Win	89-86
Clafin	Neutral	Win	90-84
Newport News	Home	Win	90-51
West Virginia Tech	Home	Win	95-90
Bluefield State	Away	Win	80-69
Pitt-Johnstown	Home	Loss	85-82
Fairmont State	Away	Loss	72-71
Glenville State	Home	Loss	80-75
Davis & Elkins	Home	Win	108-78
West Virginia Wesleyan	Away	Win	95-79
Shepherd	Away	Win	94-81
Alderson-Broaddus	Home	Win	115-109
Charleston	Away	Win	91-89
Salem	Away	Loss	101-74
West Liberty	Home	Win	111-102
Wheeling Jesuit	Home	Loss	85-77
Ohio Valley	Away	Win	86-71
Bluefield State	Home	Win	85-83
West Virginia State	Away	Win	100-90
Charleston	Home	Win	95-71
West Virginia Tech	Away	Loss	107-103
West Virginia Wesleyan (WVIAC First)	Home	Loss	72-70

2003-04 (22-7, 13-5 WVIAC)

Opponent	Home/Away	Result	Score
Ohio State-Newark	Home	Win	103-59
Ohio Valley	Home	Win	102-92
Davis & Elkins	Home	Win	97-70
Southern Virginia	Away	Win	79-76
Bluefield State	Away	Win	104-90
Belmont Abbey	Neutral	Win	84-77
West Virginia Tech	Home	Win	96-69
Charleston	Home	Loss	80-73
District of Columbia	Away	Loss	77-72
Ohio State-Newark	Away	Win	116-71
West Virginia State	Home	Win	99-88
Southern Virginia	Home	Win	102-95
Bluefield State	Away	Win	89-77
Fairmont State	Away	Loss	90-81
Glenville State	Home	Win	108-102
Davis & Elkins	Home	Win	112-81
West Virginia Wesleyan	Home	Win	107-101
Shepherd	Home	Win	110-107
Alderson-Broaddus	Home	Win	107-105
Charleston	Away	Loss	84-69
Salem	Away	Loss	115-100
West Liberty	Home	Win	104-91
Wheeling Jesuit	Home	Win	96-86
Ohio Valley	Away	Win	92-89
Bluefield State	Home	Win	111-85
West Virginia State	Away	Loss	115-87
West Virginia Tech	Away	Win	94-91
West Liberty (WVIAC First)	Home	Win	99-80
Charleston (WVIAC Qtrs)	Neutral	Loss	83-54

2004-05 (15-12, 10-8 WVIAC)

Opponent	Home/Away	Result	Score
Winston-Salem State	Neutral	Loss	89-80
Johnson C. Smith	Away	Win	84-83
Bluefield State	Away	Win	90-87
West Virginia State	Neutral	Loss	83-71
Mount Olive	Home	Loss	119-96
West Virginia State	Away	Loss	94-83
UNC-Pembroke	Home	Win	11-96
UNC-Pembroke	Away	Win	76-68
Newport News	Away	Win	72-71
West Virginia Tech	Away	Loss	90-73
Bluefield State	Home	Win	94-85
Fairmont State	Home	Win	81-78
Glenville State	Away	Win	83-78
Davis & Elkins	Away	Win	99-77
West Virginia Wesleyan	Home	Win	102-70
Shepherd	Home	Win	81-77
Alderson-Broaddus	Away	Loss	101-84
Charleston	Home	Win	84-69
Salem	Home	Loss	88-78
West Liberty	Away	Loss	93-82
Wheeling Jesuit	Away	Loss	71-64
Ohio Valley	Home	Win	75-66
Bluefield State	Away	Loss	83-82
West Virginia State	Home	Win	97-94
Charleston	Away	Loss	88-76
West Virginia Tech	Home	Win	84-81
Fairmont State (WVIAC First)	Home	Loss	77-66

2002-03 (10-18, 7-11 WVIAC)

Opponent	Home/Away	Result	Score
Lincoln Memorial	Away	Loss	71-51
Indiana (Pa.)	Neutral	Loss	77-73
Bluefield State	Away	Loss	90-76
West Virginia State	Away	Loss	91-86
Elizabeth City State	Neutral	Win	73-69
St. Paul's	Neutral	Loss	84-77
Tusculum	Home	Loss	82-71
Charleston	Away	Loss	88-71
Lincoln Memorial	Home	Win	61-59
Tusculum	Away	Loss	57-45
West Virginia Tech	Away	Loss	96-83
Ohio Southern	Home	Win	77-57
Bluefield State	Home	Loss	80-76
Fairmont State	Home	Win	80-76
Glenville State	Away	Loss	83-72
Davis & Elkins	Away	Loss	75-72
West Virginia Wesleyan	Home	Loss	75-62
Shepherd	Home	Win	66-58
Alderson-Broaddus	Away	Loss	91-68
Charleston	Home	Win	102-96
Salem	Home	Loss	79-62
West Liberty	Away	Loss	82-68
Wheeling Jesuit	Away	Loss	88-73
Bluefield State	Away	Win	68-56
West Virginia State	Home	Win	110-109
West Virginia Tech	Home	Win	91-81
Ohio Valley (WVIAC First)	Home	Win	88-54
West Virginia State (WVIAC Qtrs)	Home	Loss	99-80

2001-02 (13-14, 10-8 WVIAC)

Opponent	Home/Away	Result	Score
Tusculum	Away	Loss	50-45
West Virginia State	Neutral	Loss	87-74
Bluefield State	Away	Loss	81-78
West Virginia Tech	Home	Win	75-70
Tusculum	Home	Win	62-58
West Virginia State	Home	Win	80-77
Davis & Elkins	Away	Loss	91-78
Charleston	Home	Loss	95-86
Winston-Salem State	Away	Loss	87-68
Glenville State	Neutral	Win	88-70
Bluefield State	Away	Win	101-82
Fairmont State	Away	Loss	87-61
Glenville State	Home	Loss	86-73
Davis & Elkins	Home	Win	93-48
Ohio Southern	Home	Win	99-76
West Virginia Wesleyan	Away	Loss	90-74
Shepherd	Away	Loss	74-64
Alderson-Broaddus	Home	Win	73-69
Charleston	Away	Loss	74-72
Salem	Away	Loss	84-57
West Liberty	Home	Win	83-71
Wheeling Jesuit	Home	Win	87-84
Bluefield State	Home	Win	74-70
West Virginia State	Away	Win	74-70
West Virginia Tech	Away	Loss	68-64
Ohio Valley	Away	Win	89-67
Wheeling Jesuit (WVIAC First)	Home	Loss	87-66

1999-00 (12-15, 8-12 WVIAC)

Opponent	Home/Away	Result	Score
Walsh	Neutral	Loss	80-69
Miami-Hamilton	Neutral	Win	90-80
Ohio Valley	Neutral	Loss	80-79
Bluefield State	Home	Win	101-73
Glenville State	Away	Loss	75-70
West Virginia Wesleyan	Home	Win	87-68
Bluefield State	Away	Loss	85-65
West Virginia Tech	Home	Loss	93-86
Radford	Away	Loss	96-66
Davis & Elkins	Home	Win	89-78
Fairmont State	Away	Loss	90-52
Alderson-Broaddus	Home	Loss	77-72
West Liberty	Away	Loss	80-56
Wheeling Jesuit	Home	Win	84-53
Ohio Valley	Home	Win	71-60
Charleston	Home	Loss	102-79
West Virginia Wesleyan	Away	Loss	69-67
West Virginia State	Away	Win	78-77
Salem	Home	Loss	83-67
Ohio Valley	Away	Win	74-71
West Virginia Tech	Away	Win	67-52
Shepherd	Away	Loss	101-96
Bluefield State	Home	Win	95-94
Charleston	Away	Loss	106-94
Glenville State	Home	Win	85-78
West Virginia State	Home	Win	80-65

2000-01 (11-16, 7-11 WVIAC)

Opponent	Home/Away	Result	Score
Salem	Away	Loss	86-54
Ohio Valley	Home	Win	118-94
West Virginia State	Away	Win	113-111
West Virginia Tech	Away	Loss	102-82
Bluefield State	Home	Loss	86-85
Glenville State	Away	Loss	89-86
West Virginia Wesleyan	Home	Loss	79-67
Charleston	Home	Win	95-87
West Liberty	Away	Loss	79-77
Bluefield State	Away	Loss	71-69
Charleston	Away	Loss	88-75
Wheeling Jesuit	Away	Loss	84-77
UC Clermont	Home	Loss	80-77
Tusculum	Home	Win	100-89
Tusculum	Away	Loss	88-82
Davis & Elkins	Home	Win	92-64
Tusculum	Home	Win	84-80
Fairmont State	Home	Loss	82-60
Davis & Elkins	Away	Win	83-81
Shepherd	Home	Win	102-99
Alderson-Broaddus	Away	Loss	70-67
Salem	Home	Loss	80-69
Wheeling Jesuit	Home	Win	84-75
West Virginia State	Home	Win	89-83
West Virginia Tech	Home	Loss	87-72
Ohio Valley	Home	Win	96-67
Wheeling Jesuit (WVIAC First)	Home	Loss	84-77

1998-99 (8-19, 6-13 WVIAC)

Opponent	Home/Away	Result	Score
Radford	Away	Loss	108-64
Barber-Scotia	Neutral	Loss	80-58
Morris	Neutral	Win	85-81
Indiana (Pa.)	Neutral	Loss	88-73
Ohio Valley	Neutral	Loss	91-80
West Virginia Tech	Away	Loss	78-52
West Virginia Wesleyan	Away	Loss	73-61
Ohio Valley	Home	Win	92-77
Davis & Elkins	Away	Loss	101-70
Bluefield State	Home	Win	102-90
Ohio Valley	Away	Loss	83-82
Fairmont State	Home	Loss	72-68
Alderson-Broaddus	Away	Loss (OT)	89-76
West Liberty	Home	Loss	73-70
Wheeling Jesuit	Home	Win	75-73
Charleston	Away	Loss	101-77
West Virginia Wesleyan	Home	Win	79-73
Glenville State	Away	Win	81-74
West Virginia State	Home	Win	79-66
Salem	Away	Loss	91-68
West Virginia Tech	Home	Loss	84-79
Shepherd	Home	Loss (OT)	94-88
Bluefield State	Away	Win	91-81
Charleston	Home	Loss	98-87
Glenville State	Home	Loss	84-76
West Virginia State	Away	Loss	76-61
West Virginia Tech (WVIAC First)	Away	Loss	95-78

1997-98 (19-11, 11-8 WVIAC)

Opponent	Home/Away	Result	Score
Cumberland	Neutral	Loss	75-61
Lipscomb	Neutral	Loss (OT)	105-101
Ohio Valley	Away	Win	78-64
Radford	Away	Win	104-86
Ohio Valley	Neutral	Win	106-67
Piedmont	Neutral	Win	76-68
Ohio Valley	Home	win	95-93
West Virginia Tech	Home	Win	91-78
Bluefield State	Away	Win	94-77
Davis & Elkins	Home	Win	88-71
Fairmont State	Away	Loss	73-56
Alderson-Broadus	Home	Loss (OT)	81-78
West Liberty	Away	Win	88-77
Wheeling Jesuit	Away	Loss	73-62
Charleston	Home	Loss	82-80
West Virginia Wesleyan	Away	Loss	66-49
Glenville State	Home	Win	83-77
West Virginia State	Away	Win	82-78
Salem	Home	Loss	91-70
West Virginia Tech	Away	Win	93-60
Shepherd	Away	Win	93-75
Bluefield State	Home	Win	99-86
Charleston	Away	Loss	98-89
West Virginia Wesleyan	Home	Win	82-60
Glenville State	Away	Loss	72-67
West Virginia State	Home	Win	94-77
West Liberty (WVIAC First)	Home	Win	89-84
Charleston (WVIAC Qtrs)	Neutral	Win	82-71
Fairmont State (WVIAC Semis)	Neutral	Win	75-74
Salem (WVIAC Championship)	Neutral	Loss	66-63

1996-97 (20-13, 12-7 WVIAC)

Opponent	Home/Away	Result	Score
Westminster	Neutral	Loss	79-78
Ohio Valley	Neutral	Win	86-81
Ohio Valley	Away	Loss	86-76
Ohio Valley	Home	Loss	74-68
Livingstone	Neutral	Loss	88-80
Allen	Neutral	Win	102-75
Radford	Away	Loss	103-55
West Virginia Tech	Away	Loss	81-75
Bluefield State	Home	Loss	81-80
Davis & Elkins	Away	Win	90-74
Fairmont State	Home	Win (OT)	85-83
Alderson-Broadus	Away	Loss	99-90
West Liberty	Home	Win	96-82
Wheeling Jesuit	Home	Loss	106-81
Charleston	Away	Loss	83-82
West Virginia Wesleyan	Home	Win	79-70
Glenville State	Away	Win	81-68
West Virginia State	Home	Win	89-64
Salem	Away	Loss	98-78
West Virginia Tech	Home	Win	87-59
Shepherd	Home	win	93-82
Bluefield State	Away	Win	91-86
Charleston	Home	Win	82-81
West Virginia Wesleyan	Away	Win	87-74
Glenville State	Home	Win	79-70
West Virginia State	Away	Loss	84-76
Davis & Elkins (WVIAC First)	Home	Win	106-78
Fairmont State (WVIAC Qtrs)	Neutral	Win	80-71
Shepherd (WVIAC Semis)	Neutral	Win	81-77
Charleston (WVIAC Champ)	Neutral	Win	71-59
Barton (NCAA First)	Neutral	Win	79-74
Mansfield (NCAA Second)	Neutral	Win	111-96
Salem (NCAA Sweet 16)	Away	Loss	85-76

1995-96 (12-17, 6-13 WVIAC)

Opponent	Home/Away	Result	Score
Ohio Valley	Neutral	Win	93-66
Salem	Neutral	Loss	95-76
Bluefield College	Away	Loss (OT)	101-91
Anderson	Neutral	Win	82-58
Catawba	Neutral	Loss	87-75
Bluefield State	Away	Loss	89-80
West Virginia Tech	Home	Loss	103-93
Bluefield College	Away	Win	90-62
Ohio Valley	Away	Win	77-65
Davis & Elkins	Home	Loss	81-61
Fairmont State	Away	Loss	83-74
Alderson-Broadus	Home	Loss	79-66
West Liberty	Away	Win	77-70
Wheeling Jesuit	Away	Loss	76-68
Charleston	Home	Loss	82-80
West Virginia Wesleyan	Away	Loss	71-54
Glenville State	Away	Win	67-66
West Virginia State	Away	Loss	94-72
Salem	Home	Loss	81-66
West Virginia Tech	Away	Win	84-79
Shepherd	Away	Win	73-71
Bluefield State	Home	Win	103-92
Charleston	Away	Win	88-84
West Virginia Wesleyan	Home	Loss	87-79
Glenville State	Home	Loss	75-70
West Virginia State	Home	Loss	87-81
Charleston (WVIAC First)	Away	Win	76-73
West Liberty (WVIAC Qtrs)	Neutral	Win	70-67
West Virginia Tech (WVIAC Semis)	Neutral	Loss	86-81

1994-95 (20-11, 11-6 WVIAC)

Opponent	Home/Away	Result	Score
Gardner-Webb	Away	Win	90-83
Francis Marion	Neutral	Loss	74-64
Bluefield College	Away	Win	79-63
West Virginia Tech	Away	Win	99-78
Lenoir-Rhyne	Neutral	Loss	65-61
Livingstone	Neutral	Win	96-77
Bluefield State	Home	Win	89-85
Davis & Elkins	Away	Win	94-75
West Virginia Wesleyan	Away	Win	105-79
Ohio Valley	Home	Win	100-95
Catawba	Away	Loss (OT)	94-92
Fairmont State	Home	Loss	84-71
Alderson-Broadus	Away	Loss	97-79
West Liberty	Home	Win	96-84
Wheeling Jesuit	Home	Loss	62-42
Charleston	Away	Loss	106-82
Glenville State	Away	Win	79-72
West Virginia State	Home	Win	71-63
Salem	Away	Loss	102-95
West Virginia Tech	Home	Win	83-80
Shepherd	Home	Win	96-82
Bluefield State	Away	Win (OT)	105-96
West Virginia Wesleyan	Home	Win	81-74
Charleston	Home	Loss	76-64
Glenville State	Home	Win	60-59
West Virginia State	Away	Loss	98-87
Bluefield State (WVIAC First)	Home	Win	99-83
Alderson-Broadus (WVIAC Qtrs)	Neutral	Win	102-79
Charleston (WVIAC Semis)	Neutral	Win	86-82
Glenville State (WVIAC Champ)	Neutral	Win	82-72
Birmingham Southern (NCAA First)	Neutral	Loss	107-70

1993-94 (14-12, 11-8 WVIAC)

Opponent	Home/Away	Result	Score
Lenoir-Rhyne	Neutral	Loss	112-97
Catawba	Neutral	Win	83-78
Bluefield State	Away	Loss	96-93
West Virginia Tech	Home	Win	92-81
Pikeville	Neutral	Loss	121-91
Clinch Valley	Neutral	Loss	95-83
Bluefield College	Home	Win	106-96
Fairmont State	Away	Win	97-90
Alderson-Broaddus	Home	Win	96-94
West Liberty	Away	Loss	117-105
Wheeling Jesuit	Away	Loss	89-79
Charleston	Home	Win	75-69
West Virginia Wesleyan	Away	Loss	87-82
West Virginia State	Home	Win	96-75
Glenville State	Away	Win (3OT)	110-102
Salem	Home	Loss	109-93
Davis & Elkins	Home	Win	80-71
West Virginia Tech	Away	Win	85-78
Shepherd	Away	Loss	84-80
Bluefield State	Home	Win	103-101
Charleston	Away	Win	99-91
West Virginia Wesleyan	Home	Win	94-82
West Virginia State	Away	Loss	95-73
Glenville State (WVIAC First)	Home	Win	97-88
Fairmont State (WVIAC Qtrs)	Neutral	Loss	91-80

1961-62 (13-7, 13-4 WVIAC)

Opponent	Home/Away	Result	Score
Alderson-Broaddus	-	Win	81-69
West Virginia Tech	-	Win	83-62
Morris Harvey	-	Loss	90-66
Beckley College	-	Win	87-82
Emory & Henry	-	Win	65-63
Beckley College	-	Win	91-83
Glenville State	-	Win	103-96
Salem	-	Loss	93-77
Shepherd	-	Win	91-67
Davis & Elkins	-	Win	97-85
West Virginia Tech	-	Loss	67-59
Davis & Elkins	-	Win	73-68
Beckley College	-	Loss	57-50
Fairmont State	-	Win	90-87
Alderson-Broaddus	-	Loss	74-68
Morris Harvey	-	Loss	97-92
Emory & Henry	-	Win	106-85
Salem	-	Win	68-66
Fairmont State	-	Win	98-80
West Virginia State (WVIAC First)	-	Loss	73-64

1960-61 (8-14, 6-10 WVIAC)

Opponent	Home/Away	Result	Score
Alderson-Broaddus	-	Loss	97-89
West Virginia Tech	-	Loss	73-70
Davis & Elkins	-	Loss	114-96
Davis & Elkins	-	Win	105-96
Salem	-	Win	115-106
Carson-Newman	Neutral	Loss	82-52
Catawba	Neutral	Loss	73-55
Georgia Southern	Neutral	Loss	93-78
Morris Harvey	-	Loss	100-86
West Virginia Tech	-	Loss	101-84
Beckley College	-	Win	94-84
Beckley College	-	Win	87-57
Beckley College	-	Win	85-57
King	-	Win	103-62
Morris Harvey	-	Loss	103-101
Glenville State	-	Loss	96-90
King	-	Win	85-76
Glenville State	-	Loss	93-84
Alderson-Broaddus	-	Loss	92-77
Fairmont State	-	Win	75-67
West Virginia State (WVIAC First)	-	Loss	90-75

1959-60 (8-12, 5-11 WVIAC)

Opponent	Home/Away	Result	Score
Alderson-Broaddus	-	Win	98-87
Morris Harvey	-	Loss	106-98
West Virginia Tech	-	Loss	128-98
West Virginia Wesleyan	-	Loss	108-90
Emory & Henry	Neutral	Win	85-55
Davis & Elkins	-	Loss	77-68
Glenville State	-	Loss	76-75
Salem	-	Win	85-73
West Virginia Tech	-	Win	85-80
Davis & Elkins	-	Win	86-81
Beckley College	-	Win	64-60
Alderson-Broaddus	-	Win	88-81
Fairmont State	-	Loss	83-71
Salem	-	Loss	108-96
Emory & Henry	-	Win	94-66
Fairmont State	-	Loss	74-72
Emory & Henry	-	Win	92-79
Beckley College	-	Loss	89-89
Morris Harvey	-	Loss	83-49
West Virginia Tech (WVIAC First)	-	Loss	74-72

1958-59 (6-19, 4-12 WVIAC)

Opponent	Home/Away	Result	Score
Bluefield State	-	Win	98-78
Georgetown (Ky.)	-	Loss	106-62
Pikeville	-	Loss	94-75
Alderson-Broaddus	-	Loss	88-74
Morris Harvey	-	Loss	104-83
Alderson-Broaddus	-	Loss	85-51
Davis & Elkins	-	Loss	84-57
Salem	-	Loss	92-82
West Virginia Tech	-	Loss	110-109
Camp LeJeune	-	Loss	95-69
West Virginia Tech	-	Loss	108-80
Davis & Elkins	-	Win	102-91
Morris Harvey	-	Loss	91-82
Glenville State	-	Loss	82-75
Salem	-	Win	90-75
Fairmont State	-	Loss	84-69
Glenville State	-	Loss	90-68
King	-	Win	86-66
Pikeville	-	Loss	103-87
Fairmont State	-	Win	82-63
Beckley College	-	Loss	89-79
King	-	Loss	80-74
Beckley College	-	Win	83-78
Pikeville	-	Loss	108-60
West Virginia Wesleyan (WVIAC First)	-	Loss	106-70

1957-58 (5-18, 4-13 WVIAC)

Opponent	Home/Away	Result	Score
Alderson-Broaddus	-	Win	95-89
Beckley College	-	Loss	79-78
Bluefield State	-	Win	79-74
Morris Harvey	-	Loss	87-60
Emory & Henry	-	Win	91-83
Alderson-Broaddus	-	Loss	80-70
Salem	-	Win	80-79
West Virginia Tech	-	Loss	116-83
Pikeville	-	Loss	105-71
West Virginia Tech	-	Loss	122-71
Pikeville	-	Loss	98-73
West Virginia Tech	-	Loss	122-85
Beckley College	-	Win	99-85
Camp LeJeune	-	Loss	77-67
Morris Harvey	-	Loss	82-78
Fairmont State	-	Loss	93-84
Glenville State	-	Loss	93-68
Emory & Henry	-	Loss	109-92
Fairmont State	-	Loss	101-91
Glenville State	-	Loss	88-86
Beckley College	-	Loss	102-79
Salem	-	Loss	95-90
West Virginia Wesleyan (WVIAC First)	-	Loss	109-72

1956-57 (3-17, 2-14 WVIAC)

Opponent	Home/Away	Result	Score
Tusculum	-	Loss	84-71
Davis & Elkins	-	Win	90-80
Morris Harvey	-	Loss	93-67
West Virginia Tech	-	Loss	140-91
Emory & Henry	-	Loss	94-80
Alderson-Broaddus	-	Loss	93-69
Alderson-Broaddus	-	Loss	102-55
Salem	-	Loss	99-97
Morris Harvey	-	Loss	104-89
Davis & Elkins	-	Loss	97-75
Glenville State	-	Loss	83-72
Fairmont State	-	Loss	82-67
Beckley College	-	Loss	97-68
Emory & Henry	-	Win	84-74
Glenville State	-	Loss	98-82
Fairmont State	-	Loss	87-64
West Virginia Tech	-	Loss	116-66
Beckley College	-	Loss	86-82
Salem	-	Win	103-101
West Virginig Tech (WVIAC First)	-	Loss	115-76

1955-56 (7-14, 6-12 WVIAC)

Opponent	Home/Away	Result	Score
Bluefield State	-	Win	91-81
Morris Harvey	-	Loss	102-79
West Virginia Tech	-	Loss	127-114
Salem	-	Loss	101-88
Alderson-Broaddus	-	Win	64-63
Potomac State	-	Win	113-112
Glenville State	-	Win	91-80
Davis & Elkins	-	Loss	102-87
Fairmont State	-	Loss	108-89
Emory & Henry	-	Loss	85-83
Beckley College	-	Loss	104-88
Fairmont State	-	Win	104-94
Beckley College	-	Loss	85-82
Salem	-	Loss	106-101
Glenville State	-	Loss	97-85
Alderson-Broaddus	-	Loss	110-89
Morris Harvey	-	Loss	112-1104
Bluefield State	-	Win	100-76
West Virginia Tech	-	Loss	123-94
Emory & Henry	-	Win	101-93
Bluefield State (WVIAC First)	-	Loss	92-83

1954-55 (9-16, 6-14 WVIAC)

Opponent	Home/Away	Result	Score
Tusculum	-	Win	74-64
Salem	-	Win	77-64
Emory & Henry	-	Loss	68-59
West Virginia Tech	-	Loss	103-88
Alderson-Broaddus	-	Loss	107-71
Davis & Elkins	-	Loss	87-83
West Virginia Tech	-	Loss	119-75
Bluefield State	-	Loss	87-80
Glenville State	-	Loss	98-71
Alderson-Broaddus	-	Loss	98-56
Fairmont State	-	Loss	78-62
Emory & Henry	-	Win	99-86
Bluefield State	-	Win	117-84
Glenville State	-	Loss	87-69
Beckley College	-	Win	74-68
Fairmont State	-	Loss	67-64
Morris Harvey	-	Loss	110-94
Beckley College	-	Win	78-65
Potomac State	-	Win	85-73
Morris Harvey	-	Loss	73-63
Davis & Elkins	-	Loss	87-68
Salem	-	Loss	108-94
Salem (WVIAC First)	-	Win	79-73
Glenville State (WVIAC Qtrs)	-	Win	71-68
Morris Harvey (WVIAC Semis)	-	Loss	99-62

1953-54 (15-8, 11-6 WVIAC)

Opponent	Home/Away	Result	Score
Milligan	-	Win	84-68
Salem	-	Win	77-69
Morris Harvey	-	Win	83-69
Emory & Henry	-	Win	82-63
West Virginia Tech	-	Loss	70-64
Glenville State	-	Win	76-72
Beckley College	-	Win	74-60
Alderson-Broaddus	-	Win	70-67
Glenville State	-	Loss	65-60
Alderson-Broaddus	-	Loss	97-88
Potomac State	-	Win	82-78
Shepherd	-	Win	80-75
Emory & Henry	-	Win	62-58
Davis & Elkins	-	Win	83-76
Fairmont State	-	Win	82-77
West Virginia Tech	-	Win	65-61
Morris Harvey	-	Loss	79-73
Beckley College	-	Win	86-78
Fairmont State	-	Loss	73-68
Salem	-	Loss	89-78
West Virginia Wesleyan (WVIAC First)	-	Win	83-75
Morris Harvey (WVIAC Qtrs)	-	Loss	65-60
Alderson-Broaddus (NAIA Playoffs)	-	Loss	73-71

1952-53 (11-10, 8-7 WVIAC)

Opponent	Home/Away	Result	Score
Milligan	-	Win	81-67
Tusculum	-	Loss	92-81
Tusculum	-	Win	96-73
Morris Harvey	-	Loss	78-60
Emory & Henry	-	Win	88-77
Beckley College	-	Loss	77-76
West Virginia Tech	-	Loss	82-71
Alderson-Broaddus	-	Loss	85-71
Morris Harvey	-	Win	83-63
West Liberty	-	Win	77-70
Salem	-	Loss	69-63
Glenville State	-	Win	86-84
Alderson-Broaddus	-	Loss	80-72
West Virginia Tech	-	Loss	88-83
Emory & Henry	-	Loss	80-75
Potomac State	-	Win	94-72
Glenville State	-	win	90-82
Salem	-	Win	94-76
Shepherd	-	Win	86-73
Beckley College	-	Win	80-69
Morris Harvey (WVIAC First)	-	Loss	82-71

1951-52 (9-15, 7-10 WVIAC)

Opponent	Home/Away	Result	Score
Alderson-Broaddus	-	Loss	70-65
Waynesburg	-	Loss	57-52
Tusculum	-	Win	92-58
Glenville State	-	Win	68-56
Alderson-Broaddus	-	Win	66-59
Bluefield State	-	Win	94-63
Morris Harvey	-	Loss	72-67
Davis & Elkins	-	Loss	92-61
Fairmont State	-	Win	95-66
West Virginia Tech	-	Loss	92-61
Glenville State	-	Loss	74-64
Alderson-Broaddus	-	Loss	90-68
West Virginia Tech	-	Loss	85-56
Fairmont State	-	Win	70-62
Tusculum	-	Win	74-60
Emory & Henry	-	Loss	98-66
Beckley College	-	Loss	80-71
Morris Harvey	-	Loss	66-52
Beckley College	-	Loss	82-70
Shepherd	-	Win	99-87
Potomac State	-	Loss	85-75
Emory & Henry	-	Loss	85-81
Bluefield State	-	Win	100-61
Fairmont State (WVIAC First)	-	Loss	70-64

1950-51 (10-12, 8-9 WVIAC)

Opponent	Home/Away	Result	Score
Alderson-Broaddus	-	Win	65-61
West Virginia Tech	-	Loss	80-70
Morris Harvey	-	Loss	72-61
Davis & Elkins	-	Loss	80-52
West Virginia Wesleyan	-	Loss	61-51
Potomac State	-	Win	79-69
Alderson-Broaddus	-	Win	87-72
Emory & Henry	-	Win	81-71
Glenville State	-	Win	65-62
West Virginia Tech	-	Loss	82-73
Glenville State	-	Loss	102-79
Alderson-Broaddus	-	Loss	80-69
Fairmont State	-	Loss	88-76
Fairmont State	-	Win	68-56
West Virginia Wesleyan	-	Win	79-64
Beckley College	-	Win	69-63
Emory & Henry	-	Loss	91-82
Beckley College	-	Win	85-71
West Virginia Tech	-	Loss	85-63
Davis & Elkins	-	Win	87-73
Salem	-	Loss	92-87
Salem (WVIAC First)	-	Loss	59-57

1948-49 (11-9, 8-8 WVIAC)

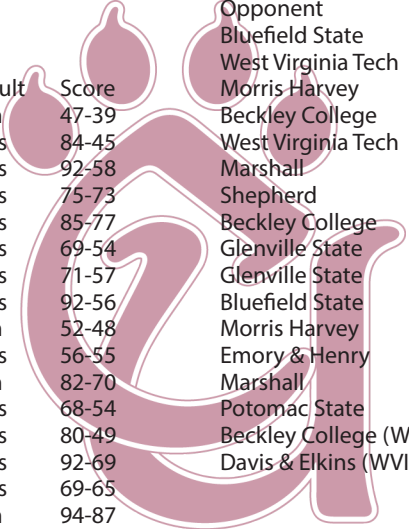
Opponent	Home/Away	Result	Score
Richmond Tech	-	Win	88-28
Bluefield State	-	Win	66-50
Alderson-Broaddus	-	Win	72-51
West Virginia Tech	-	Loss	64-51
Glenville State	-	Loss	71-51
Davis & Elkins	-	Loss	84-69
Alderson-Broaddus	-	Loss	68-58
Beckley College	-	Loss	53-51
Emory & Henry	-	Loss	74-65
Bluefield State	-	Win	87-67
West Virginia Tech	-	Win	80-76
Fairmont State	-	Win	80-76
Morris Harvey	-	Win	69-64
Glenville State	-	Win	68-67
Emory & Henry	-	Win	67-59
Potomac State	-	Win	77-65
Fairmont State	-	Loss	107-84
Salem	-	Win	88-76
Beckley College	-	Loss	72-71
Alderson-Broaddus (WVIAC First)	-	Loss	66-51

1949-50 (6-15, 4-12 WVIAC)

Opponent	Home/Away	Result	Score
Bluefield State	-	Win	47-39
Marshall	-	Loss	84-45
Morris Harvey	-	Loss	92-58
Beckley College	-	Loss	75-73
West Virginia Tech	-	Loss	85-77
Alderson-Broaddus	-	Loss	69-54
Glenville State	-	Loss	71-57
Davis & Elkins	-	Loss	92-56
Emory & Henry	-	Win	52-48
Potomac State	-	Loss	56-55
Salem	-	Win	82-70
Glenville State	-	Loss	68-54
Alderson-Broaddus	-	Loss	80-49
West Virginia Tech	-	Loss	92-69
Fairmont State	-	Loss	69-65
Beckley College	-	Win	94-87
Bluefield State	-	Win	77-61
Emory & Henry	-	Loss	91-80
Fairmont State	-	Loss	89-76
Salem (WVIAC First)	-	Win	66-57
West Liberty (WVIAC Qtrs)	-	Loss	66-58

1947-48 (10-7, 8-6 WVIAC)

Opponent	Home/Away	Result	Score
Bluefield State	-	Win	61-59
West Virginia Tech	-	Win	62-55
Morris Harvey	-	Loss	82-70
Beckley College	-	Loss	48-44
West Virginia Tech	-	Win	78-65
Marshall	-	Loss	88-53
Shepherd	-	Win	82-46
Beckley College	-	Win	67-48
Glenville State	-	Win	72-60
Glenville State	-	Loss	65-60
Bluefield State	-	Loss	57-54
Morris Harvey	-	Win	83-64
Emory & Henry	-	Win	83-66
Marshall	-	Loss	78-62
Potomac State	-	Win	54-46
Beckley College (WVIAC First)	-	Win	58-52
Davis & Elkins (WVIAC Qtrs)	-	Loss	69-58



1946-47 (10-8, 10-6 WVIAC)

Opponent	Home/Away	Result	Score
Fairmont State	-	Loss	73-58
Potomac State	-	Win	62-49
Alderson-Broaddus	-	Win	59-57
Marshall	-	Loss	87-45
Potomac State	-	Win	60-44
West Virginia Tech	-	Loss	64-48
Marshall	-	Loss	86-47
Morris Harvey	-	Loss	55-46
Glenville State	-	Win	67-65
Salem	-	Win	61-60
Alderson-Broaddus	-	Loss	76-42
West Virginia Wesleyan	-	Loss	66-54
Glenville State	-	Win	63-62
Armstrong College	-	Win	62-28
Shepherd	-	Win	62-35
West Virginia Tech	-	Win	66-57
Morris Harvey	-	Win	63-58
Beckley College (WVIAC First)	-	Loss	71-62

1945-46 (11-8, 9-7 WVIAC)

Opponent	Home/Away	Result	Score
Ashford Hospital	-	Win	41-33
Ashford Hospital	-	Win	59-49
Davis & Elkins	-	Win	56-45
Potomac State	-	Win	51-37
Fairmont State	-	Loss	67-57
Marshall	-	Loss	61-44
Morris Harvey	-	Loss	55-40
West Virginia Tech	-	Loss	50-45
West Virginia Tech	-	Loss	58-55
Salem	-	Win	54-39
Davis & Elkins	-	Win	57-52
West Virginia Wesleyan	-	Win	58-50
Potomac State	-	Win	52-39
Marshall	-	Loss	58-53
West Virginia Wesleyan	-	Loss	46-39
Fairmont State	-	Win	56-52
Salem	-	Win	70-51
Morris Harvey	-	Win	76-69
Alderson-Broaddus (WVIAC First)	-	Loss	74-51

1944-45 (6-9, 1-3 WVIAC)

Opponent	Home/Away	Result	Score
Ashford Hospital	-	Loss	36-29
Athens High School	-	Win	39-34
Emory & Henry	-	Win	39-34
McComas Independents	-	Win	48-34
VPI	-	Loss	47-41
West Virginia Tech	-	Loss	52-42
Ashford Hospital	-	Win	57-44
Emory & Henry	-	Loss	69-47
Ashford Hospital	-	Loss	59-44
Salem	-	Win	44-43
Greenbrier Military School	-	Loss	44-40
West Virginia Tech	-	Loss	54-42
Fairmont State	-	Loss	40-31
Greenbrier Military School	-	Loss	54-29
Bluefield All-Stars	-	Win	40-33

1941-42 (9-9, 7-6 WVIAC)

Opponent	Home/Away	Result	Score
Emory & Henry	-	Win	73-44
King	-	Loss	41-40
Davis & Elkins	-	Loss	55-48
Glenville State	-	Loss	57-44
West Virginia Tech	-	Win	72-45
Emory & Henry	-	Win	49-35
King	-	Loss	51-35
Morris Harvey	-	Win	48-43
Fairmont State	-	Loss	59-37
Potomac State	-	Win	54-48
Salem	-	Loss	54-51
Glenville State	-	Win	64-60
Fairmont State	-	Win	64-53
Morris Harvey	-	Win	64-46
West Virginia Tech	-	Loss	43-37
Salem	-	Loss	62-53
Davis & Elkins	-	Win	81-56
Glenville State (WVIAC First)	-	Loss	62-50

1940-41 (17-5, 9-4 WVIAC)

Opponent	Home/Away	Result	Score
King	-	Win	56-36
Roanoke College	-	Win	52-38
Morris Harvey	-	Win	46-33
Roanoke College	-	Win	52-39
Davis & Elkins	-	Win	66-49
Bluefield State	-	Win	54-36
Emory & Henry	-	Win	51-34
King	-	Win	52-34
Salem	-	Win	76-51
Alderson-Broaddus	-	Loss	77-51
Davis & Elkins	-	Win	59-53
Glenville State	-	Loss	56-51
Salem	-	Loss	66-49
Emory & Henry	-	Win	74-45
Morris Harvey	-	Loss	52-47
Glenville State	-	Win	55-49
Alderson-Broaddus	-	Win	59-56
Bluefield State	-	Win	71-43
Potomac State	-	Win	52-32
West Virginia Wesleyan (WVIAC Qtrs)	-	Win	65-64
Salem (WVIAC Semis)	-	Win	69-68
Alderson-Broaddus (WVIAC Champ)	-	Loss	76-57

1939-40 (11-7, 6-6 WVIAC)

Opponent	Home/Away	Result	Score
Fairmont State	-	Loss	56-51
King	-	Win	48-24
Alderson-Broaddus	-	Loss	49-43
Morris Harvey	-	Win	48-41
Morris Harvey	-	Win	43-39
New River	-	Win	50-18
Emory & Henry	-	Win	65-41
Glenville State	-	Win	65-43
Salem	-	Loss	44-42
Potomac State	-	Win	60-35
Alderson-Broaddus	-	Loss	85-79
New River	-	Win	70-28
Salem	-	Win	60-56
Emory & Henry	-	Win	58-32
King	-	Win	55-44
Glenville State	-	Win	65-63
Salem	-	Loss	66-49
West Virginia Wesleyan (WVIAC First)	-	Loss	48-44

1938-39 (13-12, 6-8 WVIAC)

Opponent	Home/Away	Result	Score
Beckley College	-	Win	61-37
Fairmont State	-	Loss	47-40
Lynchburg	-	Loss	38-36
Roanoke College	-	Loss	43-22
King	-	Win	49-36
Lynchburg	-	Win	47-30
Alderson-Broaddus	-	Loss	50-42
Morehead State	-	Win	51-43
Potomac State	-	Loss	46-35
Beckley College	-	Win	76-41
Morris Harvey	-	Loss	44-40
New River	-	Win	52-45
Emory & Henry	-	Win	35-30
Glenville State	-	Loss	63-47
Glenville State	-	Loss	64-50
Fairmont State	-	Win	62-51
Alderson-Broaddus	-	Loss	60-56
Salem	-	Win	48-45
New River	-	Win	62-25
Roanoke College	-	Loss	42-36
Emory & Henry	-	Win	61-53
King	-	Win	63-54
Salem	-	Loss	54-42
Morris Harvey (WVIAC First)	-	Loss	56-42

1937-38 (6-15, 3-8 WVIAC)

Opponent	Home/Away	Result	Score
Beckley College	-	Win	52-24
Beckley College	-	Win	46-38
High Point	-	Loss	53-44
National Business College	-	Loss	50-39
Lynchburg	-	Win	57-45
Morris Harvey	-	Loss	49-32
New River	-	Win	48-47
Glenville State	-	Loss	61-47
Emory & Henry	-	Loss	28-25
Roanoke College	-	Loss	54-31
Lynchburg	-	Loss	42-32
New River	-	Win	50-34
Alderson-Broaddus	-	Loss	57-43
Glenville State	-	Loss	72-55
Salem	-	Loss	66-42
Potomac State	-	Loss	54-36
Alderson-Broaddus	-	Loss	49-41
Emory & Henry	-	Loss	44-31
Salem	-	Loss	57-42
Morris Harvey	-	Win	61-57
Salem (WVIAC Qtrs)	-	Loss	58-38

1936-37 (11-11, 7-4 WVIAC)

Opponent	Home/Away	Result	Score
Lincoln Memorial	-	Win	44-39
Morris Harvey	-	Win	61-30
Roanoke College	-	Loss	56-33
Beckley College	-	Win	56-28
Lynchburg	-	Loss	50-48
Glenville State	-	Win	41-37
Beckley College	-	Win	66-32
Glenville State	-	Loss	61-28
New River	-	Loss	37-30
National Business College	-	Loss	44-43
Alderson-Broaddus	-	Win	46-40
Potomac State	-	Loss	64-41
Bluefield State	-	Win	36-33
Emory & Henry	-	Win	41-38
Davis & Elkins	-	Loss	50-41
Fairmont State	-	Win	45-44
Alderson-Broaddus	-	Loss	40-38
Emory & Henry	-	Loss	47-30
New River	-	Loss	47-38
Alderson-Broaddus (WVIAC First)	-	Win	33-27
Davis & Elkins (WVIAC Qtrs)	-	Win	50-33
Glenville State (WVIAC Semis)	-	Loss	57-31

1935-36 (9-7, 5-5 WVIAC)

Opponent	Home/Away	Result	Score
Beckley College	-	Win	41-25
Morris Harvey	-	Win	42-36
Beckley College	-	Win	63-36
Davis & Elkins	-	Loss	38-35
Alderson-Broaddus	-	Win	52-47
Bluefield State	-	Loss	54-41
Glenville State	-	Loss	61-33
Lynchburg	-	Win	43-37
New River	-	Loss	53-41
National Business College	-	Loss	48-33
Bluefield State	-	Loss	49-44
Fairmont State	-	Win	44-37
New River	-	Win	58-54
Fairmont State (WVIAC Qtrs)	-	Win	53-37
Salem (WVIAC Semis)	-	Win	51-38
Alderson-Broaddus (WVIAC Champ)	-	Loss	59-37

1934-35 (5-12, 2-10 WVIAC)

Opponent	Home/Away	Result	Score
Pembroke CCC	-	Win	87-5
Alderson-Broaddus	-	Win	38-36
New River	-	Win	37-28
Bluefield State	-	Loss	42-41
Potomac State	-	Loss	38-36
New River	-	Win	53-38
Glenville State	-	Loss	46-35
Fairmont State	-	Loss	49-27
Emory & Henry	-	Loss	51-33
Davis & Elkins	-	Loss	48-46
Glenville State	-	Loss	52-42
Alderson-Broaddus	-	Loss	36-29
Fairmont State	-	Loss	43-39
Davis & Elkins	-	Loss	56-46
Bluefield State	-	Win	65-50
West Liberty	-	Loss	45-42
Potomac State (WVIAC Qtrs)	-	Loss	41-32

1933-34 (9-7, 6-7 WVIAC)

Opponent	Home/Away	Result	Score
CCC	-	Win	61-24
Alderson-Broaddus	-	Win	41-30
Morris Harvey	-	Loss	44-34
Mountain State	-	Win	60-33
Glenville State	-	Loss	43-41
Alderson-Broaddus	-	Loss	35-22
Fairmont State	-	Loss	45-31
West Liberty	-	Win	36-17
Mountain State	-	Win	47-29
Glenville State	-	Loss	71-35
Bluefield State	-	Win	33-28
Beckley College	-	Win	48-40
Morris Harvey	-	Loss	47-31
Fairmont State	-	Loss	37-36
Bluefield State	-	Win	40-28
Beckley College	-	Win	37-28

1932-33 (3-4, 1-2 WVIAC)

Opponent	Home/Away	Result	Score
Emory & Henry	-	Loss	48-39
Morris Harvey	-	Loss	38-30
Lynchburg	-	Win	36-27
New River	-	Loss	46-37
Bluefield State	-	Loss	41-35
Shepherd	-	Win	51-31
Shenandoah	-	Win	51-35

1931-32 (7-7, 4-7 WVIAC)

Opponent	Home/Away	Result	Score
Alderson-Broaddus	-	Win	76-23
Ohio Valley Business College	-	Win	62-23
Davis & Elkins	-	Loss	52-24
Potomac State	-	Loss	48-42
Fairmont State	-	Loss	62-50
Glenville State	-	Loss	52-39
Bluefield Newsies	-	Win	57-26
Glenville State	-	Loss	48-31
Davis & Elkins	-	Loss	56-27
New River	-	Win	38-29
Morris Harvey	-	Loss	50-46
Fairmont State	-	Win	43-41
Marshall	-	Win	24-15
Hiwassee	-	Win	58-38

1930-31 (3-4, 1-2 WVIAC)

Opponent	Home/Away	Result	Score
New River	-	Loss	47-43
Alderson-Broaddus	-	Win	122-12
Davis & Elkins	-	Loss	49-31
Rio Grande	-	Win	48-34
Potomac State	-	Loss	43-34
New River	-	Loss	37-36
Mount Hope National Guard	-	Win	44-29

1929-30 (5-4, 3-4 WVIAC)

Opponent	Home/Away	Result	Score
Davis & Elkins	-	Loss	65-37
Alderson-Broaddus	-	Loss	41-19
Potomac State	-	Win	45-41
Glenville State	-	Loss	84-48
Marshall	-	Loss	40-34
New River	-	Win	48-35
New River	-	Win	49-23
Bluefield State	-	Win	44-27
Glenville State	-	Win	33-27

1928-29 (9-7, 4-6 WVIAC)

Opponent	Home/Away	Result	Score
Bluefield State	-	Win	48-29
West Virginia Business College	-	Win	51-11
Mount Hope National Guard	-	Win	34-28
West Virginia Wesleyan	-	Loss	43-36
Glenville State	-	Win	41-40
Davis & Elkins	-	Loss	61-26
Salem	-	Loss	33-26
West Liberty	-	Loss	44-25
Marshall	-	Loss	47-41
Ashland Armco's	-	Loss	51-30
Alderson-Broaddus	-	Win	36-23
Ashland Armco's	-	Win	34-30
Salem	-	Loss	27-23
Visco of Roanoke	-	Win	34-26
Richmond	-	Win	31-26
Marshall	-	Win	42-32

1927-28 (9-9, 3-3 WVIAC)

Opponent	Home/Away	Result	Score
Alderson	-	Win	30-21
Beckley Legion	-	Win	57-33
Oak Hill Rexalls	-	Win	97-44
Alderson	-	Win	40-26
Armco Independents	-	Loss	29-28
Morris Harvey	-	Loss	38-30
Welch Merchants	-	Win	28-16
Beckley Legion	-	Win	44-25
Welch Merchants	-	Win	27-24
Bluefield State	-	Win	46-23
Viscose of Roanoke	-	Loss	31-23
Richmond	-	Loss	42-33
Richmond YMCA	-	Loss	40-39
Randolph-Macon	-	Loss	35-27
Morris Harvey	-	Loss	28-27
Bridgewater	-	Loss	40-24
Shenandoah	-	Win	40-24
Potomac State	-	Loss	42-33

1926-27 (9-7, 2-2 WVIAC)

Opponent	Home/Away	Result	Score
Bluefield N&W	-	Win	27-22
Bluefield N&W	-	Win	38-31
Shenandoah	-	Win	36-33
Emory & Henry	-	Loss	48-24
King	-	Loss	19-17
East Tennessee State	-	Loss	22-21
Lincoln Memorial	-	Win	30-29
Tennessee	-	Loss	36-25
Bluefield State	-	Win	42-16
New River	-	Loss	32-16
Morris Harvey	-	Loss	24-18
Marshall	-	Loss	29-18
Bluefield Independents	-	Win	39-21
Bluefield State	-	Win	31-20
Coalwood Independents	-	Win	69-22
Bluefield Independents	-	Win	44-23

1925-26 (13-7, 3-1 WVIAC)

Opponent	Home/Away	Result	Score
Olson Swedes	-	Loss	42-28
VPI	-	Win	16-14
Glenville State	-	Win	47-34
Bluefield Independents	-	Win	42-23
King	-	Win	22-12
Emory & Henry	-	Loss	30-28
East Tennessee State	-	Win	29-20
Milligan	-	Win	33-14
Carson-Newman	-	Loss	44-24
Maryville	-	Loss	28-23
Tusculum	-	Win	32-25
Morris Harvey	-	Win	33-29
New River	-	Win	43-23
Potomac State	-	Loss	37-22
Lincoln Memorial	-	Win	31-22
Beckley American Legion	-	Win	44-11
Mullens American Legion	-	Win	35-32
Morris Harvey	-	Win	30-20
Marshall	-	Loss	34-31
New River	-	Loss	34-14

1924-25 Season Incomplete (3-2)

Opponent	Home/Away	Result	Score
VPI	-	Loss	39-21
Milligan	-	Win	22-14
Bluefield Independents	-	Loss	29-22
Bluefield Independents	-	Win	52-25
N&W Shop Team	-	Loss	32-21

1923-24 Season Incomplete (3-4)

Opponent	Home/Away	Result	Score
Morris Harvey	-	Loss	28-20
Bluefield Independents	-	Win	45-30
Tazewell Independents	-	Win	35-19
Bluefield State	-	Loss	30-15
Bluefield Independents	-	Loss	30-19
Bluefield State	-	Loss	22-21
Bluefield State	-	Win	18-16

1922-23 Season Incomplete (4-4)


Opponent	Home/Away	Result	Score
Mullens Independents	-	Win	53-19
VPI	-	Loss	41-11
Beaver High School	-	Loss	36-20
West Virginia Wesleyan	-	Loss	51-31
Morris Harvey	-	Win	31-22
Princeton High School	-	Win	26-23
Morris Harvey	-	Win	20-18
Princeton Independents	-	Loss	18-10

1920-21 Season Incomplete (2-2)

Opponent	Home/Away	Result	Score
Matoaka High School	-	Win	22-16
Wittin Mills	-	Win	21-16
Mount Hope High School	-	Loss	58-21
Mount Hope High School	-	Loss	31-25

1914-15 Season Incomplete (3-2)

Opponent	Home/Away	Result	Score
Tazewell High School	-	Win	31-10
Princeton High School	-	Win	40-12
Beaver High School	-	Win	21-18
Princeton High School	-	Loss	31-25
Beaver High School	-	Loss	21-20



NATIONALLY-RANKED GAMES (SINCE 2007)

2024-25

Matchup	Date	Result	Score
Concord at #6 California (Pa.)	11/16/24	Loss	89-69
Concord vs. #8 Fairmont State	12/15/24	Loss	77-76
Concord at #10 West Liberty	1/15/25	Win	85-77
Concord at #7 Fairmont State	1/29/25	Win	89-84
Concord vs. #8 West Liberty	2/22/25	Loss	102-85
Concord vs. #5 West Liberty	3/8/25	Loss	112-85

2023-24

Matchup	Date	Result	Score
Concord at #4 Indiana (Pa.)	11/10/23	Win	61-57
Concord vs. #20 West Liberty	1/17/24	Loss	91-79
Concord at #23 Charleston	1/24/24	Loss	78-67
Concord at #20 West Liberty	2/24/24	Loss	89-76
Concord vs. #13 West Liberty	3/9/24	Loss	77-71
Concord vs. #7 Charleston	3/18/24	Loss	93-55

2022-23

Matchup	Date	Result	Score
Concord vs. #3 Indiana (Pa.)	11/12/22	Loss	77-60
Concord vs. #19 Fairmont State	12/6/22	Win	86-83
Concord vs. #9 West Liberty	1/4/23	Loss	113-97
Concord at #12 West Liberty	2/11/23	Loss	127-79
Concord vs. #5 West Liberty	3/3/23	Loss	96-72

2021-22

Matchup	Date	Result	Score
Concord at #18 Indiana (Pa.)	11/13/21	Loss	98-78
Concord at #17 Fairmont State	12/8/21	Loss	85-71
Concord at #8 West Liberty	1/5/22	Loss	85-67
Concord vs. #12 Fairmont State	2/5/22	Loss	82-80
Concord vs. #4 West Liberty	2/12/22	Loss	107-86

2021

Matchup	Date	Result	Score
Concord vs. #4 West Liberty	1/20/21	Win	91-83
Concord at #21 Fairmont State	2/8/21	Loss	90-68
Concord vs. #20 Charleston	2/20/21	Loss	86-65
Concord vs. #19 West Liberty	3/5/21	Loss	102-68

2019-20

Matchup	Date	Result	Score
Concord at #11 Indiana (Pa.)	11/9/19	Loss	80-73
Concord at #25 West Liberty	2/15/20	Loss	116-74
Concord vs. #13 West Liberty	3/6/20	Loss	100-85

2018-19

Matchup	Date	Result	Score
Concord at #8 Indiana (Pa.)	11/9/18	Loss	83-72
Concord vs. #22 Fairmont State	1/12/19	Loss	93-83
Concord at #9 West Liberty	1/19/19	Loss	109-108(2OT)
Concord vs. #5 West Liberty	2/9/19	Loss	110-106
Concord vs. #5 West Liberty	3/9/19	Loss	88-84

2017-18

Matchup	Date	Result	Score
Concord vs. #19 Wheeling Jesuit	1/11/18	Loss	69-67
Concord vs. #3 West Liberty	1/13/18	Loss	119-110
Concord at #25 Wheeling Jesuit	2/1/18	Loss	94-56
Concord at #5 West Liberty	2/3/18	Loss	105-92
Concord vs. #23 Wheeling Jesuit	3/3/18	Loss	83-69

2016-17

Matchup	Date	Result	Score
Concord vs. #2 Fairmont Stte	1/5/17	Loss	99-81
Concord at #4 West Liberty	1/16/17	Loss	125-73
Concord at #2 Fairmont State	1/26/17	Loss	103-76
Concord vs. #2 West Liberty	2/9/17	Win	107-104

2015-16

Matchup	Date	Result	Score
Concord vs. #24 Wheeling Jesuit	1/16/16	Loss	85-82 (OT)
Concord vs. #1 West Liberty	1/18/16	Win	108-93
Concord vs. #2 Fairmont State	1/28/16	Loss	88-87
Concord at #3 West Liberty	2/11/16	Loss	115-105
Concord at #2 Wheeling Jesuit	2/13/16	Loss	77-64
Concord vs. #1 West Liberty	3/5/16	Win	92-90(2OT)
Concord vs. #5 West Liberty	3/12/16	Loss	90-69

2014-15

Matchup	Date	Result	Score
Concord vs. #1 West Liberty	1/3/15	Loss	111-107
Concord vs. #24 Glenville State	1/24/15	Loss	89-82
Concord at #10 West Liberty	2/5/15	Loss	99-71

2013-14

Matchup	Date	Result	Score
Concord at #1 West Liberty	1/4/14	Loss	97-92
Concord vs. #5 West Liberty	2/6/14	Loss	97-76

2012-13

Matchup	Date	Result	Score
Concord vs. #1 West Liberty	1/19/13	Loss	110-81

2011-12

Matchup	Date	Result	Score
Concord vs. #2 West Liberty	1/28/12	Loss	103-98
Concord vs. #22 Charleston	2/22/12	Loss	69-64
Concord vs. #22 Charleston	3/2/12	Loss	89-80

2010-11

Matchup	Date	Result	Score
Concord vs. #9 West Liberty	11/20/10	Loss	149-93
Concord vs. #1 West Liberty	1/29/11	Loss	133-82

NATIONALLY-RANKED GAMES (SINCE 2007)

2008-09

Matchup	Date	Result	Score
Concord vs. #5 Alderson-Broaddus	1/31/09	Loss	90-69

2007-08

Matchup	Date	Result	Score
Concord vs. #6 West Liberty	2/2/08	Win	102-99