

CONCORDIA

BASKETBALL

MEN'S BASKETBALL RECORD BOOK



LAST UPDATED JUNE 2025

YEAR-BY-YEAR RESULTS - NCAA	3
CU ARENA	3
YEAR-BY-YEAR RESULTS - NAIA	4
2003 & 2012 NAIA NATIONAL CHAMPIONS	5
THE AMMANN ERA	6
COACHING HISTORY	6
INDIVIDUAL CAREER RECORDS	7
INDIVIDUAL SEASON RECORDS	11
TEAM SEASON RECORDS	15
INDIVIDUAL GAME RECORDS	18
INDIVIDUAL HONORS - NCAA	24
INDIVIDUAL HONORS - NAIA	26
INDIVIDUAL HONORS - GSAC	27
ALL-TIME RESULTS	28
ALL-TIME ROSTER	34
PHOTOS	37

YEAR	COACH	PACWEST	OVERALL	POSTSEASON / NOTES
2015-16	Ken Ammann	15-5 (T-1st)	22-6	First season in the NCAA
2016-17	Ken Ammann	13-7 (T-4th)	17-11	
2017-18	Ken Ammann	12-8 (5th)	20-11	PacWest Tournament Semifinals
2018-19	Ken Ammann	18-4 (2nd)	23-11	PacWest Tournament Runner-Up First NCAA DII West Regional Appearance
2019-20	Ken Ammann	14-8 (4th)	20-12	PacWest Tournament Quarterfinals
2020-21	Ken Ammann	1-11 (4th in SoCal Pod)	1-12	Shortened Schedule due to COVID-19
2021-22	Ken Ammann	10-9 (7th)	13-13	PacWest Tournament Quarterfinals
2022-23	Ken Ammann	4-16 (10th)	5-20	
2023-24	Ken Ammann	7-13 (7th)	10-16	
2024-25	Ken Ammann	11-9 (T-4th)	16-12	PacWest Tournament Quarterfinals
TOTALS	NCAA RECORD	87-68	121-96	

CU ARENA



ALL-TIME RECORD AT CU ARENA:

429-208 (.673)



YEAR	COACH	GSAC	OVERALL	POSTSEASON / NOTES
1981-82	David Wild	---	2-11	
1982-83	David Wild	3-9	6-15	
1983-84	David Wild	6-6	14-9	
1984-85	David Wild	10-4	18-7	
1985-86	David Wild	11-1	25-8	
1986-87	David Wild	7-7	15-18	
1987-88	David Wild	0-14	7-22	
1988-89	David Wild	0-14	4-26	
1989-90	David Wild	3-9	11-20	
1990-91	Greg Marshall	5-7	13-18	
1991-92	Greg Marshall	5-7	14-16	
1992-93	Greg Marshall	5-7	15-15	
1993-94	Greg Marshall	5-7	17-14	
1994-95	Greg Marshall	9-5	27-7	
1995-96	Greg Marshall	9-5	20-10	
1996-97	Greg Marshall	6-8	15-17	
1997-98	Greg Marshall	4-10	13-19	
1998-99	Greg Marshall	6-8	22-16	
1999-2000	Greg Marshall	8-10	16-14	
2000-01	Greg Marshall	5-13	11-18	
2001-02	Ken Ammann	13-7	21-12	
2002-03	Ken Ammann	16-4	36-4	NAIA National Champions
2003-04	Ken Ammann	18-2	33-5	NAIA National Runner-Up
2004-05	Ken Ammann	13-7	26-9	
2005-06	Ken Ammann	10-10	17-14	
2006-07	Ken Ammann	16-4	31-7	NAIA National Runner-Up
2007-08	Ken Ammann	16-4	28-5	
2008-09	Ken Ammann	16-4	28-7	
2009-10	Ken Ammann	18-2	31-4	
2010-11	Ken Ammann	19-1	32-4	
2011-12	Ken Ammann	13-5	31-7	NAIA National Champions
2012-13	Ken Ammann	7-7	23-11	
2013-14	Ken Ammann	6-8	19-12	
2014-15	Ken Ammann	13-3	27-8	
TOTALS	NAIA RECORD	254-190	669-408	



2012 NAIA National Champions



2003 NAIA National Champions

KEN AMMANN

- Over 500 career wins as CUI head coach since he was hired in 2001.
- Led CUI to the 2003 & 2012 NAIA National Titles.
- Led CUI to 20 or more wins in 16 of 23 full seasons.



COACHING HISTORY

COACH	WINS	LOSSES	WIN %
Ken Ammann 2001-Present	530	233	.695
Greg Marshall 1990-2000	183	164	.527
Dave Wild 1981-1990	103	135	.433

Points

2179	Josh GILES (131 G)	1996-00
1810	Tanner LUSTER (142 G)	2001-05
1561	Cameron GLIDDON (141 G)	2008-12
1392	Brian CHAMBERS (92 G)	2016-19
1258	Terrence WORTHY (128 G)	2006-10
1235	Mike THOMPSON (124 G)	1985-89
1184	Levi LUSTER (128 G)	2003-07
1134	Austin SIMON (128 G)	2008-12
1088	Justin JOHNSON (71 G)	2009-11
1076	Chris VICTOR (110 G)	2001-04

Field Goal Percentage (min. 320 made)

.656	Pharoah JONES (416-634)	1994-96
.621	Geoff GERLACH (408-657)	2015-19
.595	Cameron ENGLISH (323-543)	2015-20
.592	Tanner LUSTER (662-1119)	2001-05
.585	Jeff PUTNAM (349-597)	1994-96
.560	Brian HAZELWOOD (392-700)	1990-94
.553	Kalim SCOTT (355-642)	1996-98
.552	Dakota DOWNS (348-630)	2011-13
.551	D'Andre BROWN (377-684)	1991-93
.527	Justin JOHNSON (378-717)	2009-11

Scoring Average (min. 20 games)

25.5	Derwin APPLEBERRY (30 G)	1985-86
23.1	Wayne ARNOLD (20 G)	2021-22
20.6	Victor TOWNES (31 G)	1986-87
18.7	D'Andre BROWN (56 G)	1991-93
17.9	Pharoah JONES (57 G)	1994-96
16.8	JT Roach (27 G)	2015-18
16.7	Ty ARMSTRONG (22 G)	2014-15
16.6	Josh GILES (131 G)	1996-00
16.5	Ryan READ (33 G)	2007-08
16.1	Craig MARTIN (61 G)	1993-95
16.1	Nick VANDERLAAN (38 G)	2003-04

3 Point Field Goals Made

342	Cameron GLIDDON (141 G)	2008-12
316	Josh GILES (131 G)	1996-00
264	Jeremy GROTH (78 G)	2002-04
206	Terrence WORTHY (128 G)	2006-10
190	DeLaun FRAZIER (123 G)	2011-15
182	Chris VICTOR (110 G)	2001-04
172	Clint HULL (73 G)	2003-05
170	JT ROACH (57 G)	2015-18
156	Brian CHAMBERS (92 G)	2016-19
146	Tim HARRIS (64 G)	2011-14

Field Goals Made

662	Tanner LUSTER (142 G)	2001-05
632	Josh GILES (131 G)	1996-00
529	Cameron GLIDDON (141 G)	2008-12
513	Mike THOMPSON (124 G)	1985-89
461	Brian CHAMBERS (92 G)	2016-19
436	Levi LUSTER (128 G)	2003-07
416	Pharoah JONES (57 G)	1994-96
413	Austin SIMON (128 G)	2008-12
408	Geoff GERLACH (82 G)	2015-19
405	Terrence WORTHY (128 G)	2006-10
392	Brian HAZELWOOD (116 G)	1990-94

3 Point Field Goals Attempted

836	Cameron GLIDDON (141 G)	2008-12
777	Josh GILES (131 G)	1996-00
601	Jeremy GROTH (78 G)	2002-04
513	Terrence WORTHY (128 G)	2006-10
511	DeLaun FRAZIER (123 G)	2011-15
477	Brian CHAMBERS (92 G)	2016-19
468	Chris VICTOR (110 G)	2001-04
417	JT Roach (57 G)	2015-18
386	Clint HULL (73 G)	2003-05
342	Tim HARRIS (64 G)	2011-14
324	Matt SEBASTIAN (111 G)	1996-00

Field Goals Attempted

1502	Josh GILES (131 G)	1996-00
1128	Cameron GLIDDON (141 G)	2008-12
1119	Tanner LUSTER (142 G)	2001-05
1107	Brian CHAMBERS (92 G)	2016-19
1087	Mike THOMPSON (124 G)	1985-89
937	Terrence WORTHY (128 G)	2006-10
859	Austin SIMON (128 G)	2008-12
843	Levi LUSTER (128 G)	2003-07
803	Robert PALOTTA (92 G)	1985-88
799	Chris VICTOR (110 G)	2001-04

3-Point FG Percentage (min. 90 made)

.448	Ryan READ (125-279)	2007-08
.446	Robert PALOTTA (108-242)	1985-88
.446	Clint HULL (172-386)	2003-05
.444	Rashaun THOMAS (92-207)	2001-03
.439	Jeremy GROTH (264-601)	2002-04
.427	Tim HARRIS (146-342)	2011-14
.409	Cameron GLIDDON (342-836)	2008-12
.407	JT ROACH (170-417)	2015-18
.407	Josh GILES (316-777)	1996-00
.405	Nate KLITZING (106-262)	2003-07

Free Throws Made

599	Josh GILES (131 G)	1996-00
484	Tanner LUSTER (142 G)	2001-05
314	Brian CHAMBERS (92 G)	2016-19
294	D'Andre BROWN (56 G)	1991-93
292	Justin JOHNSON (71 G)	2009-11
272	Justin DAVIS (117 G)	2013-17
263	Harald HOFMANN (66 G)	1998-00
255	Joe ROBERSON (88 G)	2005-08
248	Austin SIMON (128 G)	2008-12
242	Terrence WORTHY (128 G)	2006-10

Free Throw Percentage (min. 100 made)

.874	Danny BARAJAS (173-198)	1994-96
.873	D.J. LUCAS (131-150)	2002-04
.872	Justin JOHNSON (292-335)	2009-11
.870	Rashaun THOMAS (100-115)	2001-03
.867	Rick HAYWOOD (117-135)	1995-97
.859	Clint HULL (140-163)	2003-05
.854	Josh GILES (599-701)	1996-00
.850	Agustin HEREDIA (130-153)	1992-94
.846	Keith LAWRENCE (115-136)	2006-08
.839	Robert PALOTTA (141-168)	1985-88

Free Throws Attempted

778	Tanner LUSTER (142 G)	2001-05
701	Josh GILES (131 G)	1996-00
440	D'Andre BROWN (56 G)	1991-93
415	Torin BEELER (112 G)	2002-05
314	Brian CHAMBERS (92 G)	2016-19
393	Joe ROBERSON (88 G)	2005-08
368	Stephen GROSEY (93 G)	2013-16
364	Terrence WORTHY (128 G)	2006-10
363	Harald HOFMANN (66 G)	1998-00
359	Brian HAZELWOOD (116 G)	1990-94

Rebounds

1079	Tanner LUSTER (450o-629d)	2001-05
878	Stephen GROSEY (324o-554d)	2013-16
648	Fred HARTMAN (80o-568d)	1981-85
643	Mike THOMPSON (244o-399d)	1985-89
638	Levi LUSTER (199o-439d)	2003-07
603	Brian HAZELWOOD (188o-415d)	1990-94
585	Dakota DOWNS (221o-364d)	2011-13
544	Jeff PUTNAM (240o-304d)	1994-96
511	Ben SMITH (165o-346d)	2007-11
505	Geoff GERLACH (162o-343d)	2015-19



Brian Chambers (2016-2019)



Stephen Grosey (2013-2016)

Rebounding Average (min. 20 games)

11.6	Nick VANDERLAAN (38 G)	2003-04
11.0	Derwin APPLEBERRY (30 G)	1985-86
9.4	Stephen GROSEY (93 G)	2013-16
9.1	Jeff PUTNAM (60 G)	1994-96
8.8	D'Andre BROWN (56 G)	1991-93
8.7	Kalim SCOTT (58 G)	1996-98
8.2	Dakota DOWNS (71 G)	2011-13
8.1	Tim SURRIDGE (52 G)	1984-86
8.1	Fred HARTMAN (80 G)	1981-85
7.6	Brian BEAL (57 G)	1984-86

Offensive Rebounds Average (min. 20 games)

4.8	Nick VANDERLAAN (38 G)	2003-04
4.0	Jeff PUTNAM (60 G)	1994-96
3.7	D'Andre BROWN (56 G)	1991-93
3.5	Stephen GROSEY (93 G)	2013-16
3.2	Derwin APPLEBERRY (30 G)	1985-86
3.2	Tanner LUSTER (142 G)	2001-05
3.1	Dakota DOWNS (71 G)	2011-13
3.1	Greg O'HAGAN (44 G)	1995-97
2.9	Harald HOFMANN (66 G)	1998-00
2.8	Vujadin JOVIC (29 G)	1993-94

Defensive Rebounds

629	Tanner LUSTER	2001-05
568	Fred HARTMAN	1981-85
554	Stephen GROSEY	2013-16
439	Levi LUSTER	2003-07
415	Brian HAZELWOOD	1990-94
407	Mark LOFINK	1982-87
399	Mike THOMPSON	1985-89
364	Dakota DOWNS	2011-13
353	Kalim SCOTT	1996-98
346	Ben SMITH	2007-11

Assists

480	Josh GILES	1996-00
413	Chris VICTOR	2001-04
378	Dan KLATT	1985-88
376	Danny BARAJAS	1994-96
324	Terrence WORTHY	2006-10
305	Aaron CLASEN	1988-92
302	Darren LAX	1992-94
276	Corey SMITH	1990-93
265	Martin THOMAS	2014-16
265	Tanner LUSTER	2001-05

Defense Rebound Average (min. 20 games)

7.8	Derwin APPLEBERRY (30 G)	1985-86
7.1	Fred HARTMAN (80 G)	1981-85
6.8	Nick VANDERLAAN (38 G)	2003-04
6.3	George BRANDON (44 G)	1982-84
6.2	Tim SURRIDGE (52 G)	1984-86
6.1	Kalim SCOTT (58 G)	1996-98
6.0	Stephen GROSEY (93 G)	2013-16
5.8	Brian BEAL (57 G)	1984-86
5.1	Dakota DOWNS (71 G)	2011-13
5.1	Brian VANDERWAL (67 G)	1998-00

Assists Average (min. 20 games)

6.0	Danny BARAJAS (63 G)	1994-96
5.5	Matt HANSON (35 G)	1981-82,83-84
5.2	Darren LAX (58 G)	1992-94
4.8	Tim HANSEN (34 G)	1981-83
4.5	Tad DUFELMEIER (58 G)	2016-18
4.5	Chuck LOCKARD (28 G)	1991-92
4.3	Martin THOMAS (61 G)	2014-16
4.2	Corey SMITH (66 G)	1990-93
4.1	Dan KLATT (92 G)	1985-88
4.0	KOBE SANDERS (22 G)	2021-22
4.0	Sam SABBARA (34 G)	1994-95

Offensive Rebounds

450	Tanner LUSTER	2001-05
324	Stephen GROSEY	2013-16
244	Mike THOMPSON	1985-89
240	Jeff PUTNAM	1994-96
221	Dakota DOWNS	2011-13
207	D'Andre BROWN	1991-93
199	Joe ROBERSON	2005-08
199	Levi LUSTER	2003-07
189	Harald HOFMANN	1998-00
188	Brian HAZELWOOD	1990-94

Blocked Shots

115	Jeff PUTNAM	1994-96
106	Levi LUSTER	2003-07
100	Mike ODEN	1989-91
87	Austin SIMON	2008-12
73	Kieth ROGERS	1988-91
70	Ben SMITH	2007-11
68	Jalen SANDERS	2019-22
68	Tommy GRANADO	2010-12
61	Tanner LUSTER	2001-05
59	Cameron ENGLISH	2015-20

Blocked Shots Average (min. 20 games)

1.9	Jeff PUTNAM (60 G)	1994-96
1.9	Mike ODEN (54 G)	1989-91
1.3	Brad SCHROEDER (30 G)	1988-89
1.2	Ty ARMSTRONG (22 G)	2014-15
1.1	Jalen SANDERS (60 G)	2019-22
1.1	Josh SMITH (31 G)	2013-14
1.0	Nick VANDERLAAN (38 G)	2003-04
1.0	Taylor KING (34 G)	2010-11
0.9	Kieth ROGERS (77 G)	1988-91
0.9	Tommy GRANADO (74 G)	2010-12

Games Started

133	Tanner LUSTER	2001-05
126	Josh GILES	1996-00
115	Terrence WORTHY	2006-10
109	Torin BEELER	2002-05
97	Cameron GLIDDON	2008-12
94	Kayle KNUCKLES	2017-22
94	Matt SEBASTIAN	1996-00
94	Chris VICTOR	2001-04
93	Stephen GROSEY	2013-16
92	Mike THOMPSON	1985-89
92	Robert PALOTTA	1985-88

Steals

314	Terrence WORTHY	2006-10
223	Adam GREENWAY	2005-08
222	Brian CHAMBERS	2016-19
195	Cameron GLIDDON	2008-12
180	Stephen GROSEY	2013-16
169	Austin SIMON	2008-12
168	Chris VICTOR	2001-04
150	Danny BARAJAS	1994-96
148	Joe ROBERSON	2005-08
144	Darren LAX	1992-94

Minutes

4335	Josh GILES	1996-00
4023	Tanner LUSTER	2001-05
3656	Cameron GLIDDON	2008-12
3320	Terrence WORTHY	2006-10
3033	Matt SEBASTIAN	1996-00
2825	Chris VICTOR	2001-04
2779	Stephen GROSEY	2013-16
2703	Levi LUSTER	2003-07
2666	Brian CHAMBERS	2016-19
2660	Kayle KNUCKLES	2017-22

Steals Average (min. 20 games)

2.5	Darren LAX (58 G)	1992-94
2.5	Terrence WORTHY (128 G)	2006-10
2.4	Brian CHAMBERS (92 G)	2016-19
2.4	Danny BARAJAS (63 G)	1994-96
2.2	Adam GREENWAY (102 G)	2005-08
2.2	Phil FRIESEN (35 G)	2008-09
1.9	Stephen GROSEY (93 G)	2013-16
1.9	Sam SABBARA (34 G)	1994-95
1.9	Jeff PUTNAM (60 G)	1994-96
1.9	Albert GAY (51 G)	1988-90

Minutes Average (minimum 25 games)

34.8	Greg O'HAGAN (44 G)	1995-97
33.1	Josh GILES (131 G)	1996-00
30.7	Kobe SANDERS (71 G)	2021-24
30.4	Joel BURGESS (68 G)	1998-00
29.9	Stephen GROSEY (93 G)	2013-16
29.1	Rick HAYWOOD (62 G)	1995-97
29.0	Brian CHAMBERS (92 G)	2016-19
29.0	Kalim SCOTT (58 G)	1996-98
29.0	Jamel WHITE (30 G)	2018-19
29.0	Brad DEGRENIER (26 G)	2000-01

Games Played

142	Tanner LUSTER	2001-05
141	Cameron GLIDDON	2008-12
131	Josh GILES	1996-00
128	Levi LUSTER	2003-07
128	Terrence WORTHY	2006-10
128	Austin SIMON	2008-12
125	Ben SMITH	2007-11
124	Mike THOMPSON	1985-89
123	DeLaun FRAZIER	2011-15
121	Cameron ENGLISH	2016-20
121	Geoff GERLACH	2015-19



Jamel White (2018-2019)

Points

766	Derwin APPLEBERRY (30 G)	1985-86
748	Josh GILES (38 G)	1998-99
644	Pharoah JONES (34 G)	1994-95
640	Josh GILES (30 G)	1999-00
639	Victor TOWNES (31 G)	1986-87
610	Nick VANDERLAAN (38 G)	2003-04
602	Brian CHAMBERS (34 G)	2018-19
586	Tim HARRIS (34 G)	2012-13
572	Jeremy GROTH (40 G)	2002-03
570	Austin SIMON (38 G)	2011-12

Field Goal Percentage

.672	Brian VANDERWAL (135-201)	1999-00
.662	Pharoah JONES (153-231)	1995-96
.654	Geoff GERLACH (106-162)	2017-18
.653	Pharoah JONES (263-403)	1994-95
.653	Geoff GERLACH (124-190)	2018-19
.648	Tommy GRANADO (199-307)	2011-12
.640	Tommy GRANADO (96-150)	2010-11
.639	Tanner LUSTER (186-291)	2004-05
.639	Kingsley COSTAIN (152-238)	2008-09
.634	Brian HAZELWOOD (118-186)	1993-94

Scoring Average (min. 75% of games)

25.5	Derwin APPLEBERRY (30 G)	1985-86
23.1	Wayne ARNOLD (20 G)	2021-22
21.3	Josh GILES (30 G)	1999-00
20.6	Victor TOWNES (31 G)	1986-87
20.2	D'Andre BROWN (26 G)	1992-93
19.7	Josh GILES (38 G)	1998-99
18.8	Pharoah JONES (34 G)	1994-95
17.7	Brian CHAMBERS (34 G)	2018-19
17.5	D'Andre BROWN (30 G)	1991-92
17.2	Tim HARRIS (34 G)	2012-13
16.7	JT Roach (27 G)	2015-16
16.7	Ty ARMSTRONG (22 G)	2014-15

3-pt Field Goals Made

141	Jeremy GROTH (40 G)	2002-03
125	Ryan READ (33 G)	2007-08
124	Cameron GLIDDON (38 G)	2011-12
123	Jeremy GROTH (38 G)	2003-04
100	Josh GILES (38 G)	1998-99
90	Clint HULL (35 G)	2004-05
88	Josh GILES (30 G)	1999-00
87	JT ROACH (30 G)	2017-18
85	Cameron GLIDDON (32 G)	2009-10
85	Josh GILES (32 G)	1997-98

Field Goals Made

320	Derwin APPLEBERRY (30 G)	1985-86
263	Pharoah JONES (34 G)	1994-95
259	Victor TOWNES (31 G)	1986-87
235	Nick VANDERLAAN (38 G)	2003-04
218	Josh GILES (38 G)	1998-99
214	Dakota DOWNS (34 G)	2012-13
205	Jeff PUTNAM (34 G)	1994-95
204	Craig MARTIN (34 G)	1994-95
203	Kalim SCOTT (31 G)	1996-97
199	Tommy GRANADO (38 G)	2011-12
199	Austin SIMON (38 G)	2011-12

3-pt Field Goals Attempted

313	Jeremy GROTH (40 G)	2002-03
299	Cameron GLIDDON (38 G)	2011-12
288	Jeremy GROTH (38 G)	2003-04
279	Ryan READ (33 G)	2007-08
239	Brad DEGRENIER (26 G)	2000-01
234	Josh GILES (38 G)	1998-99
226	JT ROACH (30 G)	2017-18
223	Josh GILES (30 G)	1999-00
212	Wayne ARNOLD (20 G)	2021-22
207	Clint HULL (35 G)	2004-05
207	Taylor KING (34 G)	2010-11

Field Goal Attempts

531	Derwin APPLEBERRY (30 G)	1985-86
496	Brian CHAMBERS (34 G)	2018-19
490	Josh GILES (38 G)	1998-99
488	Austin SIMON (38 G)	2011-12
434	Victor TOWNES (31 G)	1986-87
430	Nick VANDERLAAN (38 G)	2003-04
421	Josh GILES (30 G)	1999-00
412	JT ROACH (30 G)	2017-18
407	Taylor KING (34 G)	2010-11
407	Rashaun THOMAS (39 G)	2002-03

3-pt Field Goal Percentage (min: 50 att)

.500	Ryan ELLIS (56-112)	2002-03
.458	Clint HULL (82-179)	2003-04
.452	Adam FRIESEN (47-104)	2000-01
.450	Jeremy GROTH (141-313)	2002-03
.450	Cameron GLIDDON (85-189)	2009-10
.448	Terrence WORTHY (52-116)	2007-08
.448	Ryan READ (125-279)	2007-08
.442	Nate KLITZING (42-95)	2005-06
.438	Josh GILES (85-194)	1997-98
.436	Tarik JAMES (61-140)	1995-96

Free Throws Made

212	Josh GILES (38 G)	1998-99
200	Josh GILES (30 G)	1999-00
161	Brian CHAMBERS (34 G)	2018-19
158	D'Andre BROWN (30 G)	1991-92
156	Joel BURGESS (38 G)	1998-99
150	Harald HOFMANN (38 G)	1998-99
149	Justin JOHNSON (35 G)	2009-10
148	Edward WILLIS (38 G)	2011-12
146	Tanner LUSTER (37 G)	2003-04
143	Justin JOHNSON (36 G)	2010-11
139	Nick VANDERLAAN (38 G)	2003-04
139	Austin SIMON (38 G)	2011-12

Rebounding Average

12.1	Stephen GROSEY (35 G)	2014-15
11.6	Nick VANDERLAAN (38 G)	2003-04
11.0	Derwin APPLEBERRY (30 G)	1985-86
9.6	Kalim SCOTT (27 G)	1997-98
9.6	Tanner LUSTER (34 G)	2004-05
9.6	Fred HARTMAN (23 G)	1983-84
9.4	Tim SURRIDGE (23 G)	1984-85
9.2	Jeff PUTNAM (34 G)	1994-95
9.1	Mark LOFINK (23 G)	1983-84
9.1	Dakota DOWNS (34 G)	2012-13

Free Throws Attempted

247	Josh GILES (38 G)	1998-99
239	D'Andre BROWN (30 G)	1991-92
227	Josh GILES (30 G)	1999-00
224	Edward WILLIS (38 G)	2011-12
222	Nick VANDERLAAN (38 G)	2003-04
216	Tanner LUSTER (37 G)	2003-04
208	Derwin APPLEBERRY (30 G)	1985-86
208	Tanner LUSTER (34 G)	2004-05
207	Harald HOFMANN (38 G)	1998-99
201	D'Andre BROWN (26 G)	1992-93

Defensive Rebounds

264	Stephen GROSEY (161o-264d)	2014-15
260	Nick VANDERLAAN (181o-260d)	2003-04
234	Derwin APPLEBERRY (97o-234d)	1985-86
209	Dakota DOWNS (101o-209d)	2012-13
206	Tanner LUSTER (120o-206d)	2004-05
200	Tim SURRIDGE (17o-200d)	1984-85
200	Fred HARTMAN (20o-200d)	1983-84
200	Brian BEAL (22o-200d)	1984-85
196	Kalim SCOTT (63o-196d)	1997-98
196	Mark LOFINK (20o-190d)	1983-84

Free Throw Percentage (50 made)

.950	D.J. LUCAS (57-60)	2003-04
.890	Brian CHAMBERS (161-181)	2018-19
.882	Kingsley COSTAIN (75-85)	2008-09
.881	Josh GILES (200-227)	1999-00
.879	Robert PALOTTA (58-66)	1987-88
.879	Danny BARAJAS (87-99)	1994-95
.876	Justin JOHNSON (149-170)	2009-10
.871	Rick HAYWOOD (81-93)	1996-97
.870	Kaden Minter (69-69)	2024-25
.869	Danny BARAJAS (86-99)	1995-96

Defensive Rebounds Average

8.7	Tim SURRIDGE (23 G)	1984-85
8.7	Fred HARTMAN (23 G)	1983-84
8.3	Mark LOFINK (23 G)	1983-84
8.0	Brian BEAL (25 G)	1984-85
7.8	Derwin APPLEBERRY (30 G)	1985-86
7.5	Stephen GROSEY (35 G)	2014-15
7.3	Kalim SCOTT (27 G)	1997-98
7.1	George BRANDON (21 G)	1982-83
6.8	Nick VANDERLAAN (38 G)	2003-04
6.2	Fred HARTMAN (25 G)	1984-85

Rebounds

441	Nick VANDERLAAN (181o-260d)	2003-04
425	Stephen GROSEY (161o-264d)	2014-15
331	Derwin APPLEBERRY (97o-234d)	1985-86
326	Tanner LUSTER (120o-206d)	2004-05
314	Jeff PUTNAM (140o-174d)	1994-95
310	Dakota DOWNS (101o-209d)	2012-13
278	Tanner LUSTER (125o-153d)	2003-04
275	Dakota DOWNS (120o-155d)	2011-12
270	Tanner LUSTER (123o-147d)	2002-03
259	Kalim SCOTT (63o-196d)	1997-98

Offensive Rebounds

181	Nick VANDERLAAN (181o-260d)	2003-04
161	Stephen GROSEY (161o-264d)	2014-15
140	Jeff PUTNAM (140o-174d)	1994-95
125	Tanner LUSTER (125o-153d)	2003-04
123	Tanner LUSTER (123o-147d)	2002-03
120	Tanner LUSTER (120o-206d)	2004-05
107	Dakota DOWNS (120o-155d)	2011-12
107	D'Andre BROWN (107o-149d)	1991-92
105	Jayce CATCHINGS (105o-82d)	2024-25
101	Dakota DOWNS (101o-209d)	2012-13
100	Jeff PUTNAM (100o-130d)	1995-96

Offensive Rebounds Average

4.8	Nick VANDERLAAN (38 G)	2003-04
4.6	Stephen GROSEY (35 G)	2014-15
4.1	Jeff PUTNAM (34 G)	1994-95
3.88	Jayce Catchings (17 G)	2024-25
3.8	Jeff PUTNAM (34 G)	1994-95
3.8	Jeff PUTNAM (26 G)	1995-96
3.6	D'Andre BROWN (30 G)	1991-92
3.5	Tanner LUSTER (34 G)	2004-05
3.4	Mike THOMPSON (29 G)	1987-88
3.4	Harald HOFMANN (28 G)	1999-00
3.4	Tanner LUSTER (37 G)	2003-04

Blocked Shots Average

2.0	Jeff PUTNAM (34 G)	1994-95
2.0	Mike ODEN (23 G)	1989-90
1.8	Jeff PUTNAM (26 G)	1995-96
1.8	Mike ODEN (31 G)	1990-91
1.6	Wayne ARNOLD (20 G)	2021-22
1.56	Jalen SANDERS (23 G)	2019-20
1.3	Brad SCHROEDER (30 G)	1988-89
1.2	Kieth ROGERS (25 G)	1989-90
1.2	Ty ARMSTRONG (22 G)	2014-15
1.2	Levi LUSTER (37 G)	2006-07
1.2	Tommy GRANADO (38 G)	2011-12

Assists

200	Danny BARAJAS	1995-96
186	Dan KLATT	1987-88
176	Danny BARAJAS	1994-95
169	Chris VICTOR	2003-04
166	Darren LAX	1992-93
166	Brian CHAMBERS	2018-19
165	Tad DUFELMEIER	2017-18
161	Corey SMITH	1990-91
148	Josh GILES	1997-98
144	Matt HANSON	1983-84

Steals

103	Terrence WORTHY	2007-08
97	Terrence WORTHY	2006-07
93	Adam GREENWAY	2006-07
91	Brian CHAMBERS	2018-19
81	Danny BARAJAS	1994-95
79	Darren LAX	1992-93
76	Phil FRIESEN	2008-09
75	Cameron GLIDDON	2011-12
71	Brian CHAMBERS	2016-17
70	Stephen GROSEY	2014-15

Assists Average

6.9	Danny BARAJAS (29 G)	1995-96
6.6	Dan KLATT (28 G)	1987-88
6.5	Matt HANSON (22 G)	1983-84
6.3	Tim HANSEN (21 G)	1982-83
5.9	Darren LAX (28 G)	1992-93
5.4	Tad DUFELMEIER (30 G)	2017-18
5.4	Corey SMITH (30 G)	1990-91
5.2	Danny BARAJAS (34 G)	1994-95
4.9	Brian CHAMBERS (34 G)	2018-19
4.6	Aaron CLASEN (30 G)	1988-89
4.6	Josh GILES (32 G)	1997-98

Steals Average

3.1	Terrence WORTHY (33 G)	2007-08
2.8	Darren LAX (28 G)	1992-93
2.6	Terrence WORTHY (38 G)	2006-07
2.68	Brian CHAMBERS (34 G)	2018-19
2.54	Brian CHAMBERS (28 G)	2016-17
2.4	Adam GREENWAY (38 G)	2006-07
2.4	Danny BARAJAS (34 G)	1994-95
2.4	Danny BARAJAS (29 G)	1995-96
2.3	Albert GAY (30 G)	1988-89
2.3	Jaime JAQUEZ (30 G)	1995-96
2.2	Phil FRIESEN (35 G)	2008-09

Blocks

68	Jeff PUTNAM	1994-95
55	Mike ODEN	1990-91
47	Jeff PUTNAM	1995-96
45	Mike ODEN	1989-90
44	Tommy GRANADO	2011-12
43	Levi LUSTER	2006-07
39	Brad SCHROEDER	1988-89
38	Nick VANDERLAAN	2003-04
36	Jalen SANDERS	2019-20
35	Nick VANDERLAAN	2003-04
35	Josh SMITH	2013-14

Games Played

40	Jeremy GROTH	2002-03
40	Ryan ELLIS	2002-03
40	Torin BEELER	2002-03
39	Chris VICTOR	2002-03
39	Tanner LUSTER	2002-03
39	Mark WATSON	2002-03
39	Rashaun THOMAS	2002-03
39	D.J. LUCAS	2002-03
34	(Five Tied)	2018-19

Games Started

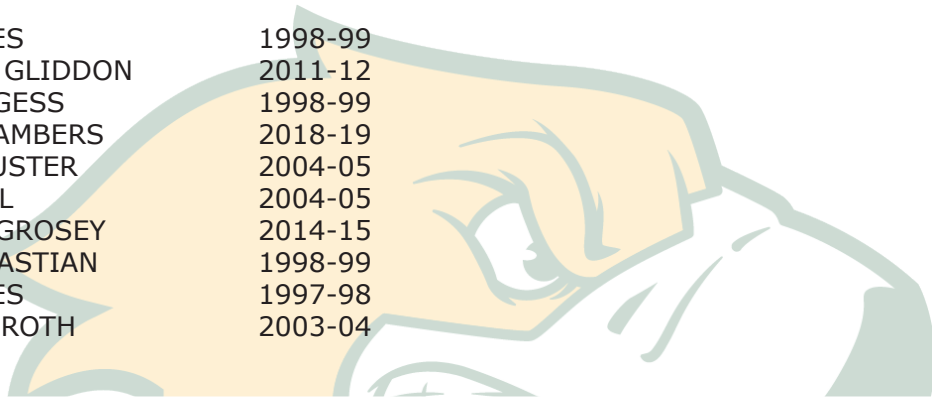
39	Torin BEELER	2002-03
39	Tanner LUSTER	2002-03
39	Rashaun THOMAS	2002-03
38	Nick VANDERLAAN	2003-04
38	Joel BURGESS	1998-99
38	Austin SIMON	2011-12
38	Jeremy GROTH	2003-04
38	Cameron GLIDDON	2011-12
38	Josh GILES	1998-99
38	Chris VICTOR	2003-04
38	Tommy GRANADO	2011-12
38	Edward WILLIS	2011-12

Minutes Average (12 Games Minimum)

44.6	Greg O'HAGAN (12 G)	1995-96
35.1	Josh GILES (30 G)	1999-00
34.9	Josh GILES (38 G)	1998-99
34.5	Wayne ARNOLD (20 G)	2021-22
34.1	Josh GILES (32 G)	1997-98
33.9	Tim ADETUKASI (26 G)	2023-24
33.7	Brian CHAMBERS (34 G)	2018-19
33.0	Tanner LUSTER (34 G)	2004-05
32.5	Kobe Sanders (23 G)	2022-23
32.3	Joshua CASTON (25 G)	2021-22
32.2	Jaden HENDERSON (28 G)	2024-25
32.0	Clint HULL (35 G)	2004-05

Minutes

1328	Josh GILES	1998-99
1214	Cameron GLIDDON	2011-12
1200	Joel BURGESS	1998-99
1147	Brian CHAMBERS	2018-19
1122	Tanner LUSTER	2004-05
1120	Clint HULL	2004-05
1100	Stephen GROSEY	2014-15
1109	Matt SEBASTIAN	1998-99
1090	Josh GILES	1997-98
1067	Jeremy GROTH	2003-04



Cameron Gliddon (2011-2012)

Points

3562	2002-03
3264	2011-12
3220	2006-07
3125	2003-04
3054	2010-11
2926	1994-95
2897	2012-13
2897	1998-99
2766	2007-08
2735	2014-15

Field Goal Percentage

.532	1994-95
.528	1985-86
.501	1992-93
.500	1995-96
.497	1986-87
.494	2007-08
.493	1993-94
.490	1984-85
.486	2002-03
.484	1996-97

Free Throws Made

784	1998-99
724	2006-07
711	2011-12
682	2002-03
644	2003-04
620	2014-15
590	2012-13
589	1999-00
577	2001-02
576	2010-11

Scoring Average

89.1	2002-03
86.1	1994-95
85.9	2011-12
85.2	2012-13
84.8	2010-11
84.7	2006-07
83.8	2007-08
82.2	2003-04
81.2	1995-96
81.2	2015-16

3-pt Field Goals Made

362	2002-03
334	2006-07
321	2003-04
313	2008-09
311	2007-08
289	2012-13
288	2010-11
278	2009-10
275	2011-12
271	2014-15

Free Throws Attempted

1067	2006-07
1033	1998-99
997	2002-03
965	2011-12
964	2003-04
908	2014-15
891	2001-02
858	2004-05
823	2012-13
799	2008-09

Field Goals Made

1259	2002-03
1139	2011-12
1111	1994-95
1105	1985-86
1095	2010-11
1081	2006-07
1080	2003-04
1022	1986-87
1009	2012-13
983	2007-08

3-pt Field Goals Attempted

867	2006-07
846	2002-03
835	2008-09
835	2010-11
800	2003-04
798	2007-08
792	2014-15
749	2021-22
741	2009-10
740	2012-13

Free Throw Percentage

.785	2018-19
.775	1999-00
.759	1998-99
.737	2022-23
.737	2011-12
.737	2010-11
.730	1997-98
.723	2021-22
.720	2009-10
.717	2012-13

Field Goal Attempts

3207	2010-11
2592	2002-03
2410	2011-12
2301	2006-07
2291	2003-04
2220	1988-89
2128	2014-15
2106	2012-13
2094	1985-86
2087	1994-95

3-pt Field Goal Percentage

.590	1986-87
.428	2002-03
.401	2003-04
.391	2012-13
.390	1989-90
.390	2007-08
.385	2006-07
.377	2004-05
.375	2009-10
.375	1988-89

Rebounds

1583	2002-03
1514	2003-04
1430	1998-99
1404	2011-12
1351	2010-11
1336	2014-15
1269	2006-07
1236	2004-05
1205	2012-13
1197	1985-86

Rebounding Average

39.8	2003-04
39.6	2002-03
39.4	1984-85
39.3	1983-84
38.2	2014-15
37.7	1981-82
37.6	1998-99
37.5	2010-11
37.5	1999-00
37.2	1993-94

Offensive Rebound Average

14.6	2002-03
14.5	1988-89
14.5	2003-04
13.5	2014-15
12.7	1991-92
12.4	1993-94
12.3	1998-99
12.2	2011-12
12.2	2013-14
12.1	2001-02

Blocked Shots Average

4.7	1989-90
4.1	2010-11
3.9	1995-96
3.7	1990-91
3.7	2011-12
3.3	2021-22
3.3	1994-95
3.2	1988-89
3.1	2013-14
2.9	2004-05
2.9	1992-93

Defensive Rebounds

1001	2002-03
964	2003-04
963	1998-99
939	2011-12
928	2010-11
865	2014-15
853	2006-07
835	1990-91
821	2004-05
819	2012-13
819	1985-86

Assists

652	1994-95
626	1986-87
615	2003-04
609	2002-03
588	1988-89
582	1995-96
568	2011-12
567	1990-91
560	1998-99
544	2006-07

Steals

627	1986-87
463	2006-07
394	2007-08
392	2002-03
377	1994-95
370	2008-09
367	2013-14
366	2011-12
359	2009-10
359	1995-96

Defensive Rebound Average

35.0	1983-84
30.0	1981-82
27.4	1984-85
26.9	1990-91
25.9	1999-00
25.8	2010-11
25.5	1992-93
25.4	2003-04
25.3	1998-99
25.0	2002-03

Assists Average

19.7	1984-85
19.6	1988-89
19.5	1983-84
19.4	1995-96
19.2	1994-95
19.0	1986-87
18.3	1990-91
18.0	1992-93
17.7	1987-88
16.7	1993-94

Steals Average

19.0	1986-87
12.2	2006-07
12.0	1995-96
11.9	2007-08
11.8	2013-14
11.1	1994-95
10.6	2008-09
10.3	2009-10
9.8	2002-03
9.8	2016-17

Offensive Rebounds

582	2002-03
550	2003-04
471	2014-15
467	1998-99
465	2011-12
435	1988-89
423	2010-11
416	2006-07
415	2004-05
412	1994-95

Blocked Shots

148	2010-11
140	2011-12
117	1995-96
117	1989-90
116	1990-91
112	1994-95
101	2004-05
95	2013-14
95	1988-89
89	2014-15

Scoring Defense

62.5	2009-10
66.6	1992-93
67.3	2004-05
67.4	2002-03
68.0	2017-18
68.2	2008-09
68.2	2010-11
68.7	1990-91
68.8	2013-14
68.9	2007-08

Scoring Margin

80.7	1985-86
78.3	1986-87
73.9	1987-88
73.4	1984-85
67.2	1983-84
60.8	1981-82
59.8	1982-83
21.6	2002-03
16.6	2010-11
14.9	2007-08

Rebounding Margin

39.4	1984-85
39.3	1983-84
37.7	1981-82
36.3	1985-86
31.3	1982-83
28.7	1986-87
28.6	1987-88
9.1	2003-04
8.0	1993-94
6.5	2002-03

Field Goal Pct Defense

.408	1990-91
.427	1999-00
.429	2010-11
.440	1992-93
.441	2014-15
.442	2019-20
.443	2013-14
.444	1993-94
.444	2004-05
.444	2002-03

Games Played

40	2002-03
38	2011-12
38	2003-04
38	1998-99
38	2006-07
36	2010-11
35	2004-05
35	2008-09
35	2009-10
35	2014-15

3-Point FG Pct Defense

.291	2010-11
.292	2011-12
.295	2021-22
.305	2008-09
.309	1996-97
.311	2002-03
.316	2013-14
.316	2014-15
.323	2004-05
.326	2009-10
.326	2018-19

Minutes

8023	2002-03
7868	2006-07
7700	1998-99
7644	2011-12
7626	2003-04
7204	2010-11
7175	2004-05
7060	2008-09
7026	2009-10
7025	2014-15

Rebounding Defense

27.1	1992-93
27.3	1989-90
28.2	1991-92
29.2	1993-94
29.6	1994-95
30.3	1990-91
30.7	2003-04
31.3	1998-99
32.3	2004-05
32.7	1999-00

Minutes Average

207.1	2006-07
205.0	2004-05
204.2	2017-18
203.6	2015-16
203.1	1997-98
202.9	2018-19
202.6	1998-99
202.4	2013-14
202.2	2012-13
201.7	2008-09

Points

47	APPLEBERRY, Derwin	West Coast Christian	01/25/86
44	GILES, Josh	California Baptist	02/27/99
40	ROACH, JT	Chaminade	02/10/18
40	ARNOLD, Wayne	Hawaii Pacific	01/29/22
40	APPLEBERRY, Derwin	UC San Diego	01/16/86
39	APPLEBERRY, Derwin	The Master's	01/18/86
39	HENDERSON, Jaden	at Menlo	02/22/25
38	CHAMBERS, Brian	at Chaminade	11/30/17
38	APPLEBERRY, Derwin	Hope International	02/25/86
38	HARRIS, Tim	Arizona Christian	03/05/13

Field Goals Made

22	APPLEBERRY, Derwin	West Coast Christian	01/25/86
15	HENDERSON, Jaden	at Menlo	02/22/25
14	ROACH, JT	Chaminade	02/10/18
14	CHAMBERS, Brian	at Chaminade	11/30/17
14	GOTTSTEIN, Tyler	The Master's	01/06/09
14	ARNOLD, Wayne	Hawaii Pacific	01/29/22
13	COLEMAN II, Lance	Bethesda (CA)	11/22/22
13	JONES, Pharoah	Hope International	01/30/94
13	JONES, Pharoah	Montana Northern	12/19/94
13	CLASEN, Aaron	Westmont	02/18/89
13	ROGERS, Keith	Point Loma Nazarene	02/14/89

Field Goal Attempted

32	APPLEBERRY, Derwin	West Coast Christian	01/25/86
27	GAY, Albert	Concordia (WI)	01/12/89
26	ARNOLD, Wayne	Hawaii Pacific	01/29/22
25	CLASEN, Aaron	Westmont	02/18/89
25	GAY, Albert	California Baptist	02/13/90
25	ROGERS, Keith	Point Loma Nazarene	02/14/89
25	HENDERSON, Jaden	at Menlo	02/22/25
24	CHAMBERS, Brian	Point Loma Nazarene	02/02/19
23	SANDERS, Kobe	at Holy Names	02/04/23
23	GILES, Josh	California Baptist	02/24/98

Field Goal Percentage (min: 8 made)

1.000	BRUTON, Case	Shepherd Univ	12/30/16	(9-9)
.909	ARMSTRONG, Ty	Vanguard	02/28/15	(10-11)
.900	GRANADO, Tommy	at Azusa Pacific	01/14/12	(9-10)
.900	GRANADO, Tommy	vs Our Lady of the Lake	11/11/11	(9-10)
.889	DOWNS, Dakota	Bethesda	11/16/12	(8-9)
.889	GLIDDON, Cameron	San Diego Christian	11/29/11	(8-9)
.889	GROSEY, Stephen	at Point Loma	01/13/16	(8-9)
.889	GLEASON, Connor	vs WWU (neutral site)	11/17/23	(8-9)
.846	DUFELMEIER, Tad	vs Biola	12/09/17	(11-13)
.833	GRANADO, Tommy	San Diego Christian	11/29/11	(10-12)
.833	SIMON, Austin	vs San Francisco State	11/18/11	(10-12)

3-Point Field Goals Made

12	ROACH, JT	Chaminade	02/10/18
10	GROTH, Jeremy	Hope International	03/01/03
9	ARNOLD, Wayne	Hawaii Pacific	01/29/22
8	BRUTON, Case	vs New Mexico Highlands	11/27/15
8	GLIDDON, Cameron	Concordia-Chicago	12/29/10
8	GROTH, Jeremy	Hope International	02/28/04
8	GILES, Josh	California Baptist	02/27/99
7	ROACH, JT	Concordia (OR)	11/28/15
7	FRAZIER, DeLaun	La Sierra Univ.	11/29/13
7	GLIDDON, Cameron	Montana Western	03/16/12
7	GLIDDON, Cameron	Our Lady of the Lake	11/11/11
7	CHAMBERS, Brian	Notre Dame de Namur	12/29/18

3-Point Field Goals Attempted

19	GROTH, Jeremy	Hope International	03/01/03
18	ROACH, JT	Chamiande	02/10/18
16	GROTH, Jeremy	Mountain State (WV)	04/01/03
16	ARNOLD, Wayne	Bethesda (CA)	11/26/21
15	DEGRENIER, Brad	Point Loma Nazarene	01/30/01
14	HARRIS, Tim	vs Culver-Stockton (Mo.)	03/15/13
14	GLIDDON, Cameron	Azusa Pacific	03/03/12
14	VICTOR, Chris	Mountain State (WV)	03/30/04
14	GROTH, Jeremy	Fresno Pacific	03/10/03
14	DEGRENIER, Brad	Fresno Pacific	01/26/01
14	GILES, Josh	Christian Heritage	01/18/00

3-Point Field Goal Percentage (min: 6 made)

.857	WHITE, Jamel	Notre Dame de Namur	02/20/20	(6-7)
.778	GLIDDON, Cameron	Our Lady of the Lake	11/11/11	(7-9)
.750	DAVIS, Justin	at Dominican	02/16/17	(6-8)
.750	ROACH, JT	at Azusa Pacific	02/19/16	(6-8)
.750	ROACH, JT	Point Loma	12/12/15	(6-8)
.750	SOTO, Mario	William Jessup	12/13/14	(6-8)
.700	GLIDDON, Cameron	Montana Western	03/16/12	(7-10)
.700	CHAMBERS, Brian	Notre Dame de Namur	12/29/18	(7-10)
.692	ARNOLD, Wayne	Hawaii Pacific	01/29/22	(9-13)

Free Throws Made

17	PHIFER, Donnell	at Sonoma State	11/19/11
16	GILES, Josh	California Baptist	01/08/00
16	GILES, Josh	Christian Heritage	02/15/00
15	CHAMBERS, Brian	Academy of Art	01/24/19
15	APPLEBERRY, Derwin	The Master's	01/18/86
15	GILES, Josh	Holy Names	12/18/98
14	CHAMBERS, Brian	Chaminade	02/23/19
14	BROWN, D'Andre	Montana Northern	12/16/91
13	GILES, Josh	Fresno Pacific	02/13/99
13	GILES, Josh	California Baptist	02/27/99
13	OGG, Craig	Westmont	01/24/89
13	QUILLEN, Jet	Rockford (IL)	12/27/99

Free Throws Attempted

22	BROWN, D'Andre	Montana Northern	12/16/91
19	PHIFER, Donnell	at Sonoma State	11/19/11
18	GILES, Josh	Holy Names	12/18/98
18	SMITH, Peter	Vanguard	02/28/13
17	GILES, Josh	California Baptist	01/08/00
17	GILES, Josh	Christian Heritage	02/15/00
17	OGG, Craig	Westmont	01/24/89
17	APPLEBERRY, Derwin	The Master's	01/18/86
16	BEAL, Eric	CS Monterey Bay	12/13/08
16	ROBERSON, Joe	Azusa Pacific	02/03/07

Free Throw Percentage (min: 10 made)

1.000	CHAMBERS, Brian	Academy of Art	01/24/19	(15-15)
1.000	CHAMBERS, Brian	Chaminade	02/23/19	(14-14)
1.000	GILES, Josh	Fresno Pacific	02/13/99	(13-13)
1.000	CHAMBERS, Brian	Biola	12/08/18	(12-12)
1.000	WILLIS, Edward	at San Diego Christian	02/25/12	(12-12)
1.000	KLINGER, Nick	Bethany Lutheran (MN)	11/24/06	(12-12)
1.000	GILES, Josh	Biola	02/08/00	(12-12)
1.000	MELLINGER, Mike	Dixie State	12/18/17	(10-10)
1.000	SOLIDAY, Rhett	California Baptist	02/03/01	(10-10)
1.000	MARQUARDT, Lance	Whittier	12/09/00	(10-10)
1.000	DEGRENIER, Brad	Whittier	12/09/00	(10-10)
1.000	GILES, Josh	Knoxville (TN)	12/04/99	(10-10)
1.000	GILES, Josh	Hope International	12/08/98	(10-10)
1.000	CATCHINGS, Jayce	at Cal State San Bernardino	11/27/24	(10-10)

Most Consecutive Free Throws Made (since 2016)

41	CHAMBERS, Brian	Over 5 games (02/12/19-3/08/19)	2018-19
25	CATCHINGS, Jayce	Over 4 games (11/21/24-12/04/24)	2024-25
24	HENDERSON, Jaden	Over 7 games (02/05/25-03/01/25)	2024-25

Most Rebounds

26	LUSTER, Tanner	Mountain State (WV)	04/01/03
22	SCOTT, Kalim	Point Loma Nazarene	01/20/98
21	GROSEY, Stephen	at William Jessup	02/03/15
20	APPLEBERRY, Derwin	Dominican	11/30/85
20	DOWNS, Dakota	at Robert Morris	12/17/11
19	GROSEY, Stephen	at Arizona Christian	01/06/15
19	SEBASTIAN, Matt	La Sierra	11/10/98
19	VANDERLAAN, Nick	Mobile (AL)	03/29/04
18	GROSEY, Stephen	Westminster UT	11/15/14
18	GROSEY, Stephen	William Jessup	12/13/14

Most Assists

17	CHAMBERS, Brian	Hawai'i Hilo	02/16/19
16	BARAJAS, Danny	Fresno Pacific	02/10/96
16	HEREDIA, Agustin	Life Bible	11/30/93
14	PHIFER, Donnell	vs Pacific Union	11/25/11
14	SMITH, Corey	Life Bible	12/12/90
13	BARAJAS, Danny	California Baptist	01/09/96
13	CLASEN, Aaron	Concordia (WI)	01/12/89
12	BARAJAS, Danny	Biola	02/07/95
12	SANDERS, Kobe	Holy Names	02/23/22
12	SMITH, Corey	Redlands	12/06/90
11	WHITE, Jamel	Notre Dame de Namur	02/20/20
11	DUFELMEIER, Tad	Life Pacific	11/24/17

Most Steals

10	LAX, Darren	Westmont	02/01/94
9	GRIER, Karlos	Claremont-Mudd-Scripps	12/09/10
8	FRIESEN, Phil	Pomona-Pitzer	11/19/08
8	LAX, Darren	Claremont-Mudd-Scripps	12/12/92
8	WORTHY, Terrence	California Baptist	01/29/08
7	FRIESEN, Phil	The Master's	01/06/09
7	GREENWAY, Adam	Point Loma Nazarene	01/24/06
7	GREENWAY, Adam	St. Francis (IN)	12/28/06
7	WORTHY, Terrence	Westmont	02/22/07
7	WORTHY, Terrence	Point Loma Nazarene	03/04/10
7	CHAMBERS, Brian	Azusa Pacific	12/05/18
7	CHAMBERS, Brian	Academy of Art	01/24/19
7	CHAMBERS, Brian	Hawai'i Hilo	02/16/19

Most Blocked Shots

8	ODEN, Mike	Cal Lutheran	12/18/90
8	PUTNAM, Jeff	Vanguard	01/30/96
7	ODEN, Mike	Point Loma Nazarene	01/26/90
6	LUSTER, Levi	San Diego Christian	01/30/07
5	MCCOY, Robert	Azusa Pacific	02/29/20
5	SMITH, Josh	Vanguard	02/18/14
5	GRANADO, Tommy	The Master's	01/10/12
5	SIMON, Austin	at Concordia University	12/19/11
5	KING, Taylor	Georgetown (KY)	12/29/10
5	ODEN, Mike	California Baptist	01/16/90
5	CLASEN, Aaron	Fontbonne (MO)	01/06/89

Most Points

137	Life Bible	1993-94
128	Redlands	01/04/14
117	BYU-Hawaii	02/06/17
114	Cal State LA	11/13/21
113	Shepherd University	12/30/16
112	Arizona Christian	03/05/13
110	vs Our Lady of the Lake	11/11/11
110	vs Univ. of Redlands	11/23/12
110	Calgary	12/29/11
108	San Diego Christian	11/29/11
106	vs Bethesda	11/30/12

3-Point Field Goals Made

19	Hope International	2002-03
18	Cal State LA	11/13/21
17	Redlands	11/04/14
16	Notre Dame de Namur	02/20/20
16	vs. San Francisco St.	11/17/18
16	New Mexico Highlands	11/27/15
16	Bethesda	11/30/12
15	Chaminade	02/10/18
15	Chaminade	01/28/17
15	Concordia (OR)	11/28/15
15	Montana Western	03/16/12

Field Goals Made

48	Shepherd University	12/30/16
44	BYU-Hawaii	02/06/17
43	Bethesda	11/30/12
41	Redlands	11/23/12
41	Pacific Union	11/25/11
40	Redlands	11/04/14
39	Hawaii-Hilo	02/12/18
39	Life Pacific	11/24/17
39	at Cal State San Marcos	11/11/17
39	Arizona Christian	03/05/13

3-Point Field Goals Attempted

43	Cal State LA	11/13/21
40	Azusa Pacific	02/25/23
40	Great Falls (Mont.)	12/21/12
38	New Mexico Highlands	11/27/15
37	Montana Western	12/19/14
37	at Notre Dame de Namur	01/02/20
35	vs. Ferris State	11/03/19
34	vs. San Francisco St.	11/17/18
33	Pikeville (Ky.)	03/20/15
33	at Arizona Christian	01/06/15

Field Goals Attempted

89	at Robert Morris University	12/17/11
84	vs Ferris State	11/03/19
81	BYU-Hawaii	02/06/17
81	Shepherd University	12/30/16
80	at Biola	02/01/14
80	Pacific Union	11/25/11
77	Arizona Christian	03/05/13
76	Arizona Christian	02/23/13
76	Lewis & Clark OR	11/24/13
76	Calgary	12/29/11

3-Point FG Percentage (10 Made)

.696	Bethesda (16-23)	11/30/12
.650	at Dominican (13-20)	02/16/17
.647	at Dominican (11-17)	11/29/18
.632	at CSU San Marcos (12-19)	11/11/17
.625	Warner Pacific OR (10-16)	11/10/13
.607	Hawaii Pacific (17-28)	01/29/22
.600	Concordia (OR) (15-25)	11/28/15
.600	Bethesda (12-20)	12/03/13
.600	Montana Western(15-25)	03/16/12
.591	Hope International (13-22)	01/12/13
.588	Azusa Pacific (10-17)	02/29/20
.588	Victoria (CAN) (10-17)	12/30/12

Field Goal Percentage (20 Made)

.655	Bethesda (38-58)	12/03/13
.655	Saskatchewan (CAN) (36-55)	12/30/15
.629	at CSU San Marcos (39-62)	11/11/17
.618	Vanguard (34-55)	02/28/13
.614	Bethesda (43-70)	11/30/12
.613	Hawai'i Hilo (38-62)	02/16/19
.609	Life Pacific (39-64)	11/24/17
.604	at Point Loma (29-48)	01/13/16
.603	Vanguard (35-58)	02/14/12
.603	Fresno Pacific (35-58)	12/19/19

Free Throws Made

34	at Sonoma State	11/19/11
32	Mobile	12/29/14
32	LindenwoodBelleville	11/14/14
31	at BYU-Hawaii	01/05/17
31	Fresno Pacific	12/07/16
31	Redlands	11/04/14
31	Our Lady of the Lake	11/11/11
30	Dixie State	12/18/17
29	Azusa Pacific	02/11/12
29	at The Master's	02/07/12

Free Throws Attempted

44	Mobile	12/29/14
42	at BYU-Hawaii	01/05/17
41	at Fresno Pacific	01/13/20
41	at Vanguard	01/28/14
41	Concordia (OR)	11/14/15
41	at Westmont (Calif.)	12/06/14
40	Our Lady of the Lake	11/11/11
39	at The Master's	02/07/12
39	Azusa Pacific	02/11/12
39	Lindenwood Belleville	11/14/14

Most Steals

23	Olivet Nazarene IL	11/20/13
22	Calgary	12/29/11
20	Fresno Pacific	02/21/19
20	Bethesda	12/03/13
19	at Dixie State	12/30/16
19	Vanguard	02/18/14
19	Alberta	12/20/13
18	Hawai'i Hilo	02/16/19
18	at New Hope Christian OR	11/02/12
18	Victoria	12/28/11

Free Throw Percentage (10 Made)

1.000	CSU San Marcos (17-17)	02/23/12
1.000	Antelope Valley (14-14)	11/24/18
1.000	West Texas A&M (11-11)	11/04/18
.958	Shorter College (23-24)	03/19/12
.938	at Dominican (CA)(15-16)	02/06/20
.933	vs Dominican (14-15)	12/20/21
.933	The Master's (28-30)	01/10/12
.923	vs Chaminade (12-13)	01/27/22
.923	Westmont (12-13)	11/22/16
.923	at Hope International (12-13)	02/02/13
.917	Notre Dame de Namur (11-12)	01/16/16
.909	Notre Dame de Namur (10-11)	01/02/20
.909	New Mexico Highlands (10-11)	11/27/15

Most Blocked Shots

10	Lewis & Clark (OR)	11/24/13
9	vs Cal State San Marcos	11/09/19
9	at Concordia (OR)	12/19/11
8	vs Chaminade	01/27/22
8	Chaminade	02/15/20
8	at Hawaii Hilo	01/23/20
8	Seattle Pacific	11/16/19
8	Vanguard	02/18/14
7	Fresno Pacific	03/01/12
7	Point Loma Nazarene	02/21/12
7	The Master's	01/10/12
7	Victoria	12/28/11
7	Holy Names	12/31/18

Most Rebounds

66	at Robert Morris University	12/17/11
59	Shepherd University	12/30/16
54	Concordia (OR)	11/14/15
53	Westminster UT	11/15/14
52	Ferris State	11/03/19
51	at Biola	02/01/14
50	at Vanguard	01/17/12
49	Cal State LA	02/17/18
49	Arizona Christian	02/23/13
48	at The Master's	02/07/12
48	at Warner Pacific	11/07/14
48	at Cal State LA	11/08/19

Most Assists

30	Shepherd University	12/30/16
30	Bethesda	11/30/12
30	Pacific Union	11/25/11
28	BYU-Hawaii	02/06/17
27	Life Pacific	11/24/17
27	Redlands	11/04/14
26	Vanguard	02/14/12
26	Warner Pacific (OR)	11/10/13
26	Pacific Union	11/25/14
26	Calgary	12/29/11



Kayle Knuckles (2017-2022)

First Team D2CCA All-West Region

Brian Chambers 2018-19

First Team All-PacWest

Brian Chambers 2018-19

Second Team All-PacWest

Andre Green 2019-20
 Rob McCoy 2019-20
 Tad Dufelmeier 2017-18
 JT Roach 2017-18
 Justin Davis 2016-17
 Jaden Henderson 2024-25

Third Team All-PacWest

Brian Chambers (2x) 2016-18
 Joshua Caston 2021-22
 Tim Adetukasi 2023-24

All-PacWest Honorable Mention

Tad Dufelmeier 2016-17
 Geoff Gerlach 2018-19

PacWest Freshman of the Year

Kayle Knuckles 2018-19

CUI Male Athlete of the Year

Brian Chambers 2019

Golden Eagle Award

Connor Gleason 2025

Harry Statham Coach Of Impact Award

Ken Ammann 2020

PacWest MBB Scholar-Athlete of the Yr

Joshua Caston 2021-22

NABC Honors Court


Case Bruton 2017
 Justin Davis 2017
 Mike Hauser 2017

NABC Team Academic Excellence Award

2017


D2ADA Academic Achievement Award

Case Bruton 2016
 Justin Davis 2016
 Stephen Ferry 2016
 Austin Clarke 2020
 Okameed Fahimi 2021
 Dominic Hovasse 2021
 Lance Coleman II 2023
 Tim Adetukasi 2024
 Ador Athuai 2024
 Javier Gallardo 2024
 Jackson Tucker 2024



Academic All-PacWest

Cameron English (4x)	2017-20
Geoff Gerlach (4x)	2016-19
Mike Mellinger (4x)	2016-18, 20
Anderson Clarke (3x)	2016-18
Austin Clarke (3x)	2019-21
Denzel Holt (3x)	2018-19,21
Andrew Ammann (2x)	2020-21
Case Bruton (2x)	2016-17
Justin Davis (2x)	2016-17
Mike Hauser (2x)	2016-17
Tad Dufelmeier	2017
Josh Hauser	2017
Brian Chambers	2016
Stephen Ferry	2016
Stephen Grosey	2016
JT Roach	2016
Chad Wilcox	2016
Zach Buscher	2020
Kyle Gray	2020
Andre Green	2020
Jalen Sanders	2020
Connor Gleason (5x)	2021-25
Dominic Hovasse	2021
Andrew Ramirez	2021
Mac Stodart	2021
Matthew Brookins	2022
Josh Caston	2022
Reed Gutierrez	2022-23
Rodrick McCobb	2022
Matthew Weyand	2022
Max Bo	2023
Miles Brookins	2023
Lance Coleman II	2023
Kendall McHugh	2023
Kai Parham	2023
Jackson Tucker (3x)	2023-25
Tim Adetukasi	2024
Ador Athuai	2024
Nick Butler	2024
Brody Collins	2024
Charlie Dalton (2x)	2024-25
Javier Gallardo	2024
Alex Stein (2x)	2024-25
Kaden Minter	2025
Roman Rose	2025
Karsten Zahrt	2025



NAIA All-Americans

D'Andre Brown	1992-93 (HM)
Craig Martin	1994-95 (HM)
Greg O'Hagan	1996-97 (HM)
Josh Giles	1998-99 (2nd Team), 1999-00 (HM)
Rashaun Thomas	2002-03 (HM)
Jeremy Groth	2002-03 (HM), 2003-04 (HM)
Tanner Luster	2003-04 (3rd Team), 2004-05 (1st Team)
Nick VanderLaan	2003-04 (1st Team)
Joe Roberson	2006-07 (HM)
Levi Luster	2006-07 (HM)
Terrence Worthy	2007-08 (2nd Team), 2008-09 (HM), 2009-10 (HM)
Ryan Read	2007-08 (HM)
Justin Johnson	2009-10 (1st Team), 2010-11 (1st Team)
Taylor King	2010-11 (1st Team)
Austin Simon	2010-11 (HM), 2011-12 (HM)
Cameron Gliddon	2011-12 (1st Team)
Dakota Downs	2012-13 (1st Team)
Tim Harris	2012-13 (HM)
Ty Armstrong	2014-15 (HM)
Stephen Grosey	2014-15 (HM)

NAIA All-Tournament Team

Jeremy Groth	2002-03
Rashaun Thomas	2002-03
Tanner Luster	2003-04
Nick VanderLaan	2003-04
Levi Luster	2006-07
Keith Lawrence	2006-07
Justin Johnson	2010-11
Tommy Granado	2011-12
Austin Simon	2011-12
Cameron Gliddon	2011-12

NAIA Coach of the Year

Ken Ammann	2002-03
	2011-12

NAIA Player of the Year

Justin Johnson	2010-11
----------------	---------

Capital One Academic All-District

Peter Smith	2012-13
Stephen Grosey	2014-15

All-WCAA

Derwin Appleberry	1985-86
-------------------	---------

WCAA Player of the Year

Derwin Appleberry	1985-86
-------------------	---------

NAIA Scholar-Athletes

Brian Tollefson	1993-94
Matt Sebastian	1997-00
Tyson Aye	1998-00
Chris Clausen	1999-01
Rhett Soliday	2001-02
Lance Marquardt	2001-02
Jeremy Groth	2002-04
Clint Hull	2003-05
Peter Smith	2012-13
Tommy Stangl	2013-15
Stephen Grosey	2014-15

Charles Stevenson Hustle Award

Tanner Luster	2003
Nick VanderLaan	2004
Adam Greenaway	2007
Dakota Downs	2012

NLCAA All-American

Derwin Appleberry	1985-86
-------------------	---------

NLCAA All-Tournament

Derwin Appleberry	1985-86
-------------------	---------

Chuck Taylor Most Valuable Player Award

Cameron Gliddon	2011-12
-----------------	---------

AII-GSAC

Jamie McShan	1990-91
D'Andrew Brown	1991-93
Vujadin Jovic	1993-94
Craig Martin	1993-95
Jeff Putnam	1994-95
Pharoah Jones	1995-96
Tarik James	1995-96
Rick Haywood	1996-97
Greg O'Hagan	1996-97
Josh Giles	1997-00
Chris Weaver	2001-02
Rashaun Thomas	2002-03
Jeremy Groth	2002-04
Tanner Luster	2002-05
Nick VanderLaan	2003-04
Chris Victor	2003-04
Clint Hull	2004-05
Joe Roberson	2005-07
Levi Luster	2006-07
Ryan Read	2007-08
Rafael Da Silva	2007-08
Terrence Worthy	2007-10
Phil Friesen	2008-09
Kingsley Costain	2008-09
Justin Johnson	2009-11
Taylor King	2010-11
Austin Simon	2010-12
Cameron Gliddon	2011-12
Dakota Downs	2012-13
Tim Harris	2012-13
Donnell Phifer	2013-14
Ty Armstrong	2014-15
Stephen Grosey	2014-15

GSAC Scholar Athletes

Tyson Aye	1998-00
Harald Hoffman	1998-00
Matt Sebastian	1998-00
Chris Clausen	2000-01
Rhett Soliday	2001-02
Lance Marquardt	2001-02
Jeremy Groth	2002-04
Clint Hull	2003-05
Spencer Burns	2008-09
Michael Johnson	2009-10
Peter Smith	2012-13
Tommy Stangl	2013-15
Stephen Grosey	2014-15

GSAC Player of the Year

Nick VanderLaan	2003-04
Tanner Luster	2004-05
Justin Johnson	2009-10
Justin Johnson	2010-11
Cameron Gliddon	2011-12

GSAC Coach of the Year

Ken Ammann	2006-07
Ken Ammann	2009-10
Ken Ammann	2010-11
Ken Ammann	2011-12



2011-2012 National Champions

TEAM	W	L	LAST WIN	LAST LOSS
Academy of Art	9	6	W 60-55, 2024-25	L 54-75, 2023-24
Alberta	1	0	W 85-70, 2012-13	-
American Indian Bible College	2	0	W 89-58, 1986-87	-
Antelope Valley	3	0	W 59-57, 2019-20	-
Arizona Bible	5	1	W 100-90, 1986-87	L 90-92, 1986-87
Arizona Christian	12	9	W 88-79, 2014-15	L 65-82, 2014-15
Arkansas Fort Smith	1	0	W 67-55, 2016-17	-
Augustana (IL)	1	0	W 87-72, 1999-00	-
Azusa Pacific	28	54	W 59-58, 2024-25	L 56-64, 2023-24
BYU-Hawaii	3	0	W 117-91, 2016-17	-
Barber Scotia (NC)	1	0	W 64-52, 2002-03	-
Bates (ME)	1	0	W 91-58, 2009-10	-
Benedictine (KS)	1	0	W 94-71, 2007-08	-
Bethany	6	1	W 108-59, 2009-10	L 63-76, 2001-02
Bethany Lutheran (MN)	1	0	W 109-83, 2005-06	-
Bethesda	5	1	W 74-63, 2021-22	L 86-90, 2022-23
Biola	27	44	W 77-74, 2023-24	L 76-91, 2024-25
Cal Maritime	4	1	W 89-57, 2010-11	L 68-82, 1983-84
Cal Poly Pomona	0	4	-	L 78-80, 2024-25
Cal State Bakersfield	0	1	-	L 66-96, 1996-97
Cal State Dominguez Hills	3	3	W 72-59, 2024-25	L 56-71, 2023-24
Cal State East Bay	1	0	W 74-55, 2024-25	
Cal State Fullerton	0	1		L 66-80, 1993-94
Cal State LA	6	4	W 74-72, 2024-25	L 65-88, 2023-24
Cal State Monterey Bay	3	0	W 78-70, 2008-09	-
Cal State San Bernardino	2	4	W 80-74, 2009-10	L 64-68, 2024-25
Cal State San Marcos	8	6	W 76-59, 2024-25	L 62-69, 2018-19
Caldwell College (NJ)	0	1	-	L 53-55, 1997-98
Calgary	2	0	W 110-67, 2011-12	-
California Baptist University	37	23	W 72-59, 2017-18	L 56-66, 2017-18
California Lutheran	5	7	W 85-73, 2024-25	L 78-88, 1993-94
Caltech	13	2	W 69-49, 1989-90	L 63-68, 1983-84
Campbellsville (KY)	1	2	W 83-72, 2006-07	L 55-59, 2013-14
Carroll (Mont.)	2	1	W 70-50, 2013-14	L 72-85, 2013-14
Carthage (WI)	1	1	W 78-75, 2005-06	L 64-78, 2005-06
Cascade College (OR)	1	0	W 105-87, 2003-04	-
Central Washington	1	0	W 65-60, 2017-18	-
Chaminade	10	7	W 77-73, 2024-25	L 64-66, 2023-24

TEAM	W	L	LAST WIN	LAST LOSS
Chapman	3	2	W 68-58, 1995-96	L 66-67, 1993-94
Chico State	1	2	W 82-78, 2017-18	L 61-65, 2016-17
Claremont Mudd-Scrip	15	7	W 73-59, 2015-16	L 85-90, 2001-02
College of Idaho	3	0	W 79-69, 2014-15	-
College of Ozarks (MO)	1	0	W 85-66, 1989-90	-
Colorado Christian	0	1	-	L 88-102, 1989-90
Columbia (MO)	1	0	W 68-53, 1989-99	-
Concordia Chicago	6	0	W 94-72, 2011-12	-
Concordia (MI)	1	1	W 88-61, 2006-07	L 60-81, 1988-89
Concordia (MN)	2	0	W 87-52, 1997-98	-
Concordia (NE)	0	1	-	L 62-72, 1990-91
Concordia (OR)	6	2	W 97-78, 2015-16	L 69-72, 1991-92
Concordia (TX)	0	1	-	L 81-85, 1991-92
Concordia (WI)	2	1	W 68-61, 2004-05	L 71-97, 1988-89
Culver-Stockton (MO)	1	1	W 88-48, 2001-02	L 85-97, 2012-13
David Lipscomb (TN)	0	1	-	L 69-80, 1993-94
DeVry (GA)	0	1	-	L 80-100, 1982-83
Dixie State	0	6	-	L 59-68, 2017-18
Dominican (CA)	19	3	W 68-59, 2024-25	L 67-73, 2022-23
Dominican (NY)	1	0	W 105-81, 2002-03	-
Drury	1	0	W 65-62, 2018-19	-
Embry-Riddle (FL)	0	1	-	L 69-72, 2018-19
Evangel (MO)	1	0	W 102-62, 2010-11	-
Ferris State	0	1	-	L 83-91 OT, 2019-20
Florida Memorial	1	0	W 75-64, 2007-08	-
Fontbonne (MO)	1	0	W 91-85, 1989-90	-
Fort Lewis (CO)	0	1	-	L 78-100, 1989-90
Fresno Pacific	51	23	W 77-62, 2023-24	L 72-77, 2024-25
Ft Hays State (KS)	1	0	W 83-71, 1992-93	-
George Fox (OR)	1	0	W 84-61, 2006-07	-
Georgetown (KY)	0	1	-	L 67-69, 2010-11
Grace (IN)	0	1	-	L 82-92, 1985-86
Grand Canyon	0	1	-	L 69-76, 1995-96
Grand View State	1	0	W 82-58, 2013-14	-
Great Falls (MT)	3	0	W 80-72, 2013-14	-
Gustavus Adolphus (MN)	1	1	W 80-79, 2003-04	L 82-91, 1996-97
Hawai'i Hilo	10	8	W 92-86, 2024-25	L 62-66, 2024-25
Hawai'i Pacific	10	6	W 76-67, 2022-23	L 61-70, 2024-25



ALL-TIME RESULTS

TEAM	W	L	LAST WIN	LAST LOSS
Holy Names	15	2	W 86-82, 2022-23	L 64-73, 2018-19
Hope International	48	15	W 71-66, 2014-15	L 61-75, 2014-15
Houston Baptist (TX)	1	0	W 99-89, 2004-05	-
Humboldt State	1	0	W 85-60, 2009-10	-
Husson College (ME)	1	0	W 84-72, 1997-98	-
Illinois Wesleyan	0	1	-	L 77-82, 1996-97
John Brown (AR)	1	0	W 70-65, 2003-04	-
Judson College (AL)	0	1	-	L 72-80, 1997-98
Kent State	0	1	-	L 76-77, 2005-06
Knoxville (TN)	1	0	W 97-75, 1999-00	-
LSU Shreveport (LA)	1	0	W 84-65, 2011-12	-
La Sierra	10	0	W 91-58, 2013-14	-
La Verne	0	5	-	L 59-70, 1993-94
Lake Forest (IL)	0	1	-	L 52-53, 1997-98
Lamar CO	1	0	W 91-83, 1985-86	-
LeTourneau (TX)	1	0	W 94-79, 1994-95	-
Lee (TN)	1	0	W 77-61, 2006-07	-
Lewis & Clark (ID)	1	0	W 87-81, 2004-05	-
Lewis & Clark (OR)	2	0	W 87-67, 2013-14	-
Life (GA)	0	1	-	L 67-83, 1989-99
Life Bible	18	9	W 137-37, 1993-94	L 83-87, 1987-88
Life Pacific	1	0	W 101-77, 2017-18	-
Lindenwood Belleville	1	0	W 89-82, 2014-15	-
Lindsey Wilson (KY)	2	0	W 61-58, 2003-04	-
Luther College (IA)	1	0	W 73-45, 1995-96	-
Malone College (OH)	1	0	W 90-71, 1994-95	-
Martin Methodist (TN)	1	0	W 87-62, 2002-03	-
Mary (ND)	0	1	-	L 67-69, 2000-01
McKendree (IL)	1	0	W 81-58, 2002-03	-
Menlo	2	1	W 91-75, 2024-25	L 75-78, 2024-25
Metro State (CO)	0	1	-	L 62-66, 1992-93
MidAmerica Nazarene KS	1	0	W 81-73, 2008-09	-
Mississippi Valley State	1	0	W 77-73, 2005-06	-
Mobile	2	0	W 72-65, 2014-15	-
Montana	0	1	-	L 48-72, 2001-02
Montana State	0	1	-	L 73-84, 1998-99
Montana State-Northern	4	2	W 72-62, 2014-15	L 58-70, 2008-09
Montana Western	5	2	W 100-85, 2011-12	L 67-80, 2014-15



TEAM	W	L	LAST WIN	LAST LOSS
Mount St. Joseph	1	0	W 91-65, 2003-04	-
Mountain State WV	3	2	W 85-79, 2008-09	L 70-74, 2003-04
Mt. Mercy (IA)	3	0	W 70-68, 1994-95	-
Mt. Vernon Nazarene (OH)	0	1	-	L 79-86, 1998-99
National College TN	0	1	-	L 89-93, 1985-86
New Hope Christian OR	1	0	W 77-54, 2012-13	-
New Mexico Highlands	1	0	W 88-72, 2015-16	-
Northern Arizona	1	0	W 73-67, 1994-95	-
Northern New Mexico	1	0	W 85-49, 2009-10	-
Northwest Christian OR	0	1	-	L 59-79, 1985-86
Northwest Nazarene (ID)	1	1	W 87-71, 1996-97	L 84-93, 2020-21
Northwestern IA	1	0	W 85-80, 2001-02	-
Northwestern Oklahoma State	1	0	W 94-63, 2008-09	-
Notre Dame de Namur	11	0	W 86-68, 2019-20	-
Occidental	2	9	W 77-55, 2003-04	L 48-59, 1992-93
Oklahoma Baptist	1	1	W 72-69, 2011-12	L 81-88, 2012-13
Oklahoma Christian	3	1	W 81-74, 2011-12	L 73-74, 1999-00
Oklahoma City	1	1	W 74-62, 2014-15	L 71-79, 2006-07
Olivet Nazarene IL	3	1	W 85-69, 2013-14	L 66-69, 1998-99
Oregon Tech	1	1	W 86-83, 2003-04	L 69-124, 1988-89
Ottawa (CAN)	1	1	W 98-61, 1996-97	L 66-67, 1992-93
Our Lady of the Lake	1	0	W 110-90, 2011-12	-
Pacific	0	1	-	L 57-72, 2001-02
Pacific Coast Baptist	14	3	W 103-55, 1989-90	L 57-61, 1982-83
Pacific Lutheran (WA)	1	0	W 91-62, 1993-94	-
Pacific Union	4	0	W 103-59, 2015-16	-
Patten	1	0	W 103-64, 1993-94	-
Pikeville (KY)	0	1	-	L 93-97, 2014-15
Point Loma Nazarene	45	34	W 68-65, 2024-25	L 67-70, 2024-25
Pomona Pitzer	7	8	W 93-48, 2008-09	L 67-75, 1999-00
Portland OR	0	1	-	L 65-68, 2010-11
Redlands	4	4	W 128-85, 2014-15	L 84-87, 1990-91
Robert Morris IL	4	4	W 93-82, 2012-13	L 92-99, 2011-12
Rocky Mountain MT	1	2	W 86-78, 2013-14	L 81-84, 2012-13
Saint Leo	1	0	W 83-69, 2017-18	-
San Diego	0	3	-	L 61-82, 1998-99
San Diego Christian	30	20	W 80-52, 2014-15	L 74-84, 2012-13
San Francisco State	4	0	W 75-55, 2018-19	L 4-5, 2015



ALL-TIME RESULTS

TEAM	W	L	LAST WIN	LAST LOSS
San Jose Bible	4	0	W 82-45, 1985-86	L 0-3, 1990
Saskatchewan (CAN)	1	0	W 95-61, 2015-16	-
Seattle Pacific	2	5	W 84-78, 2023-24	L 70-79, 2022-23
Seattle	1	1	W 84-58, 1999-00	L 69-116, 1986-87
Shepherd College	1	0	W 113-63, 2016-17	-
Shorter College	1	0	W 81-67, 2011-12	-
Simon Fraser (CAN)	1	1	W 80-67, 2016-17	L 85-100, 1989-90
Simpson	3	0	W 104-71, 1985-86	-
Sonoma State	3	0	W 84-68, 2018-19	-
South Dakota Tech	1	1	W 100-60, 2006-07	L 85-92, 2000-01
Southern Maine	1	0	W 87-61, 2007-08	-
Southern Oregon	1	0	W 96-72, 2003-04	-
Southern Polytechnic State (GA)	1	0	W 96-64, 2010-11	-
Southwestern Oklahoma	1	0	W 88-75, 2008-09	-
Southwestern (TX)	1	0	W 78-59, 1991-92	-
St. Francis (IN)	1	0	W 117-81, 2006-07	-
St. Martin's (WA)	0	2	-	L 60-63, 2018-19
St. Mary's (MI)	0	1	-	L 69-76, 1985-86
St. Thomas (FL)	2	0	W 102-100, 2007-08	-
St. Thomas (MN)	2	0	W 76-62, 2004-05	-
St. Xavier (IL)	1	1	W 82-72, 2003-04	L 84-93, 1998-99
Stanislaus State	0	1	-	L 70-71, 1992-93
Tarleton State	0	1	-	L 58-67, 2016-17
The Apprentice School (VA)	1	0	W 79-72, 2008-09	-
The Master's	24	18	W 68-58, 2015-16	L 76-79, 2021-22
Thomas Jefferson	0	1	-	L 60-79, 2017-18
Thompson Rivers	1	0	W 85-56, 2012-13	-
Trevecca Nazarene	1	0	W 82-76, 2019-20	-
Trinity Christian (IL)	1	0	W 88-72, 1997-98	-
UC Irvine	2	0	W 86-76, 2010-11	-
UC San Diego	3	2	W 87-67, 1995-96	L 78-82, 1991-92
UC Santa Cruz	3	0	W 66-60, 1993-94	-
Union TN	1	0	W 88-68, 2006-07	-
University of Lethbridge	1	0	W 74-56, 2014-15	-
Utah	0	1	-	L 37-88, 2000-01
UT Permian Basin	1	0	W 92-86, 2019-20	-
Vanguard	32	31	W 87-80, 2024-25	L 78-80, 2024-25
Victoria (CAN)	3	0	W 72-60, 2013-14	-



TEAM	W	L	LAST WIN	LAST LOSS
Warburg IA	1	0	W 101-75, 2002-03	-
Warner Pacific	5	0	W 96-89, 2014-15	-
Wassuk NV	1	1	W 86-70, 1985-86	L 69-71, 1986-87
Wayland Baptist (TX)	1	0	W 75-74, 1998-99	-
Wayne State	1	0	W 75-73, 2019-20	-
West Coast Baptist	1	0	W 110-66, 1988-99	-
West Coast Christian	3	9	W 96-89, 1987-88	L 78-89, 1986-87
Western New Mexico	0	3	-	L 67-69, 1992-93
Western Washington	1	3	W 92-86, 2023-24	L 78-92, 2022-23
Westminster (UT)	6	2	W 67-52, 2014-15	L 81-89, 2008-09
Westmont	34	36	W 74-65, 2024-25	L 61-71, 2024-25
West Texas A&M	0	1	-	L 57-65, 2018-19
Whitman	0	1	-	L 77-98, 1986-87
Whittier	11	1	W 76-63, 2000-01	L 76-102, 1988-89
William Carey (MS)	1	0	W 92-86, 2012-13	-
Jessup	3	0	W 69-65, 2024-25	-
William Jewell MO	2	0	W 71-54, 2009-10	-
Wisconsin Lutheran	1	0	W 98-92, 1995-96	-
Wisconsin-River Falls	1	0	W 86-71, 2005-06	-
Xavier (LA)	2	0	W 70-65, 2014-15	-



Jalen Sanders (2019-22)

- A**
 ALVAREZ, Ashley ... 2005-08
 ABERNATHY, Nolan ... 2012-14
 ADETUKASI, Tim ... 2023-24
 ALBERTINI, Vincent ... 2023-24
 ALRAHIB, Akrum ... 1996-97
 AMMANN, Andrew ... 2018-21
 AMUNDSEN, Nate ... 2014-15
 APPLEBERRY, Derwin ... 1985-86
 ARMSTRONG, Ty ... 2014-15
 ARNOLD, Wayne ... 2021-22
 ATES, Derrick ... 2005-06
 ATHUAI, Ador ... 2023-24
 AYE, Tyson ... 1998-00
- B**
 BABBITT, Andy ... 1989-94
 BANGS, Michael ... 1997-98
 BAPTISTE, Bryan ... 2024-25
 BARAJAS, Danny ... 1994-96
 BARKER, Scott ... 1987-88
 BATISTE, Nelson ... 1997-98
 BEAL, Brian ... 1984-86
 BEAL, Eric ... 2008-09
 BEAN, Darrin ... 1985-86
 BEELER, Garid ... 1998-99
 BEELER, Torin ... 2002-05
 BENSON, Cedric ... 1985-89
 BETTENCOURT, Paul ... 1996-98
 BO, Maximus ... 2019-23
 BRADFORD, John ... 1987-88
 BRANDON, George ... 1982-84
 BRANDON, Jim ... 1983-85
 BROADWAY, Josiah ... 2011-15
 BRONSON, Carl ... 1988-93
 BROOKINS, Matthew ... 2021-23
 BROOKINS, Miles ... 2022-23
 BROWN, Carson ... 2023-24
 BROWN, D'Andre ... 1991-93
 BRUNK, Darrick ... 1987-88
 BRUTON, Case ... 2014-17
 BRYANT, Isaiah ... 2004-05
 BUCSH, Joey ... 1997-98
 BURGESS, Joel ... 1998-00
 BURINGRUD, Dan ... 1981-82
 BURNS, Spencer ... 2005-09
 BUSCHER, Zach ... 2019-20
 BUTLER, Cristian ... 2021-22
 BUTLER, Nick ... 2023-24
- C**
 CATCHINGS, Jayce ... 2024-25
 CAULEY, Kenny ... 1994-95
- CASTON, Joshua ... 2021-22
 CARTER, Travis ... 2020-21
 CHAMBERS, Brian ... 2016-19
 CHANDLER, Scott ... 1985-87
 CHRISTIAN, Kevin ... 1994-95
 CLARKE, Anderson ... 2015-18
 CLARKE, Austin ... 2018-21
 CLASEN, Aaron ... 1988-92
 CLAUSEN, Chris ... 1998-01
 COFFEE, Jim ... 1983-84
 COLEMAN II, Lance ... 2022-23
 COLLINS, Brody ... 2023-24
 CONDIA, Erik ... 2009-10
 COSTAIN, Kingsley ... 2008-09
 COULTER, Steve ... 2005-06
 CREMONESI, Logan ... 2024-25
 CRUZ-DUNCAN, Domini ... 2008-10
- D**
 DA SILVA, Rafael ... 2006-08
 DALTON, Charlie ... 2023-25
 DAVIS, Justin ... 2013-17
 DEANGELIS, Brett ... 2003-04
 DEGRENIER, Brad ... 2000-01
 DEUKER, Doug ... 1981-82
 DONNELLY, Ian ... 1990-91
 DOUSE, Kiefer ... 2013-14
 DOWNS, Dakota ... 2011-13
 DUERR, Matt ... 1981-82
 DUFELMEIER, Tad ... 2016-18
 DUNAJ, Josh ... 2004-05
 DURRANCE, Nathan ... 1992-93
 DYBALA, Freddie ... 2022-24
- E**
 EICHELBERGER, Dave ... 1981-85
 ELISALDEZ, Sinoe ... 1988-89
 ELLIS, Ryan ... 2002-03
 ENGLISH, Cameron ... 2015-20
 ERMELING, Brad ... 1989-92
 EUKEN, Phil ... 1982-83
- F**
 FAIRCHILD, Mike ... 1994-95
 FERRY, Stephen ... 2014-16
 FINI, Cameron ... 2020-23
 FITZGERALD, Bryce ... 2022-23
 FONTAINE, Ed ... 2002-03
 FORTIER, Trae ... 2004-05
 FOX, Shay ... 1995-97
 FRAZIER, DeLaun ... 2011-15
 FREEMAN, Pat ... 2001-03
 FRIESEN, Adam ... 2000-01
- FRIESEN, Phil ... 2008-09
 FUCA, Christian ... 2017-18
 FULMER, Kyle ... 1999-01
- G**
 GABRIEL, Chris ... 2012-13
 GAITATZIS, Eddie ... 1999-01
 GALLARDO, Javier ... 2023-24
 GARCIA, Kris ... 1994-98
 GASPORRA, A.J. ... 2009-10
 GAY, Albert ... 1988-90
 GENUNG, Danny ... 2000-02
 GENUNG, Willie ... 2001-02
 GERLACH, Geoff ... 2015-19
 GILES, Josh ... 1996-00
 GLEASON, Connor ... 2020-25
 GLIDDON, Cameron ... 2008-12
 GOTTSTEIN, Tyler ... 2007-09
 GRANADO, Tommy ... 2010-12
 GRAY, Kyle ... 2018-20
 GREEN, Andre ... 2019-20
 GREEN, Jerome ... 1997-98
 GREENWAY, Adam ... 2005-08
 GRIER, Karlos ... 2008-11
 GROSEY, Stephen ... 2013-16
 GROTH, Jeremy ... 2002-04
 GROVE, Doug ... 1991-93
 GUTIERREZ, Reed ... 2020-23
- H**
 HALL, John ... 1986-87
 HAMMONTREE, Paul ... 1984-85
 HANSEN, Tim ... 1981-83
 HANSON, Matt ... 1981-84
 HANTULA, Steve ... 1983-84
 HARDEMAN, Travis ... 2003-04
 HARDING, Jackson ... 2023-25
 HARRIS, Montreal ... 2013-14
 HARRIS, Tim ... 2011-14
 HARTMAN, Fred ... 1981-85
 HAUPT, Kevin ... 2024-25
 HAUSER, Joshua ... 2016-17
 HAUSER, Mike ... 2013-17
 HAYWOOD, Rick ... 1995-97
 HAZELWOOD, Brian ... 1990-94
 HENDERSON, Jaden ... 2024-25
 HENRY, Dayshone ... 2020-21
 HEREDIA, Agustin ... 1992-94
 HETT, Sam ... 1996-97
 HICKERT, Tyler ... 2012-14
 HJERPE, Adam ... 1994-95
 HOBBY, Nick ... 1999-02
 HOFER, Matt ... 1995-96

HOFMANN, Harald ... 1998-00
 HOLMES, Shawn ... 1984-85
 HOLT, Denzel ... 2016-21
 HOVASSE, Dominic ... 2020-21
 HUCKS, Brandon ... 2009-13
 HUDSON, Joe ... 2011-12
 HUGGETT, Kyle ... 2005-07
 HULL, Clint ... 2003-05
 HUSCHER, Chris ... 1981-82

J

JAMES, Garrett ... 2010-11
 JAMES, Tarik ... 1994-96
 JAQUEZ, Jaime ... 1995-97
 JOHNSON, Justin ... 2009-11
 JOHNSON, Michael ... 2007-10
 JONES, Pharoah ... 1994-96
 JOVIC, Vujadin ... 1993-94

K

KELSO, Derrin ... 1983-86
 KEMPF, Mark ... 1984-85
 KING, Taylor ... 2010-11
 KIRCH, Jay ... 1987-89
 KLATT, Dan ... 1985-88
 KLINGER, Nick ... 2006-07
 KLITZING, Nate ... 2003-07
 KNUCKLES, Kayle ... 2017-22
 KRAMER, Josh ... 2005-08
 KURZ, Kevin ... 1989-90

L

LACOUR, Tyler ... 2017-19
 LARK, De'Jean ... 2015-16
 LAW, Amir ... 1998-01
 LAWRENCE, Keith ... 2006-08
 LAX, Darren ... 1992-94
 LEE, Jeff ... 1991-92
 LEE, Darius ... 2019-21
 LEVEZOW, Mike ... 1982-83
 LINDER, Brent ... 1986-87
 LOCANDRO, Joseph ... 2024-25
 LOCKARD, Chuck ... 1991-92
 LOFINK, Mark ... 1982-87
 LOWER, Quinton (TJ)... 2020-21
 LOWERY, TJay ... 2020-21
 LUCAS, D.J. ... 2002-04
 LUSTER, Levi ... 2003-07
 LUSTER, Tanner ... 2001-05

M

MALLOY, Mike ... 2001-02
 MANNON, Sonny ... 1999-01

MARIN, Luis ... 2023-24
 MARQUARDT, Lance ... 2000-02
 MARTIN, Craig ... 1993-95
 MASSEY, Shawn ... 1986-87
 McCOBB, Rodrick ... 2021-22
 McCOY, Rob ... 2019-20
 McDANIEL, Jeff ... 2001-04
 McFADDEN, Brian ... 2003-05
 McHUGH, Kendall ... 2022-23
 McSHAN, Jamie ... 1989-91
 MELLINGER, Mike ... 2015-20
 MIKHAILOV, Mikhail ... 2024-25
 MINARDO, Chris ... 2007-09
 MINTER, Kaden ... 2024-25
 MORRIS, Tim ... 1993-95
 MOYER, Jason ... 1999-00
 MURILLO, Andre ... 2008-10

N

NANCE, Victor ... 2004-06
 NAYLOR, Jeff ... 1997-98
 NEBEN, Jason ... 1992-93
 NEWBERG, David ... 1998-99
 NUNEZ, Matt ... 2005-06

O

O'CURRAN, Pat ... 1993-94
 O'HAGAN, Greg ... 1995-97
 ODEN, Mike ... 1989-91
 OGG, Craig ... 1988-89
 OKOLI, Alpha ... 2022-23
 OWENS, Canaan ... 2002-05

P

PACANA, Chris ... 2000-01
 PALOTTA, Robert ... 1985-88
 PARHAM, Kai ... 2019-23
 PATCHEN, Dalton ... 2017-18
 PHIFER, Donnell ... 2011-14
 POPE, Greg ... 1989-91
 POSTLMAYR, Jeff ... 1998-00
 PRIDE, Jeff ... 2000-01
 PULLEY, Levi ... 2002-06
 PULS, Tim ... 1981-84
 PUTNAM, Jeff ... 1994-96

Q

QUILLEN, Jet ... 1997-99

R

RAMIREZ, Drew ... 2020-21
 READ, Ryan ... 2007-08
 REAM, Tyler ... 1997-99
 RENQUIST, Dave ... 1984-85

REYES, Caesar ... 1987-89
 RICHTER, Matt ... 1988-90
 ROACH, JT ... 2015-18
 ROBERSON, Joe ... 2005-08
 ROBERSON, John ... 1987-88
 ROGERS, Kieth ... 1988-91
 ROGERS, Mike ... 1989-91
 ROSE, Roman ... 2024-25
 ROUK, Austin ... 2012-13
 ROUSELL, Travis ... 1993-94
 RUDD, Alex ... 2011-13
 RUTTER, Jeff ... 1996-97

S

SABBARA, Sam ... 1994-95
 SANDERS, Jalen ... 2019-22
 SANDERS, Kobe ... 2021-24
 SCHEDLER, Steve ... 1981-82
 SCHROEDER, Brad ... 1988-89
 SCOTT, Kalim ... 1996-98
 SCOTT, Matt ... 2014-16
 SEBASTIAN, Matt ... 1996-00
 SIMON, Austin ... 2008-12
 SIMPSON, Lucas ... 2011-15
 SMITH, Alton ... 2001-02
 SMITH, Ben ... 2007-11
 SMITH, Corey ... 1990-93
 SMITH, Jarrel ... 2010-11
 SMITH, Jimmy ... 2010-11
 SMITH, Josh ... 2013-14
 SMITH, Peter ... 2010-13
 SOLIDAY, Rhett ... 2000-02
 SOLIDAY, Rocky ... 2004-06
 SOTO, Mario ... 2014-15
 STANGL, Tommy ... 2011-15
 STEIN, Alexander ... 2022-25
 STEVENSON, Kevin ... 1996-97
 STODDART, Mac ... 2020-21
 STUKES, Roberto ... 2003-04
 SURRIDGE, Tim ... 1984-86

T

TAYLOR, Robert... 2018-20
 THOMAS, Martin ... 2014-16
 THOMAS, Rashaun ... 2001-03
 THOMPSON, Mike ... 1985-89
 TIEDE, David ... 1985-86
 TIEU, Larry ... 2004-06
 TOLLEFSON, Brian ... 1992-94
 TOLMAIRE, Jonah ... 2021-24
 TOLMAIRE, Michael ... 1993-97
 TOWNES, Victor ... 1986-87
 TUCKER, Jackson ... 2022-25



TURNER, Adam ... 2014-18

V

VANDERLAAN, Nick ... 2003-04
 VANDERWAL, Brian ... 1998-00
 VAUGHAN, Jason ... 1991-93
 VICTOR, Chris ... 2001-04
 VOS-OTIN, Michael ... 2017-18

W


WALDSCHMITT, Frank ... 1993-97
 WALKER, Shane ... 2017-19
 WASHINGTON, Shaun ... 1985-88
 WATSON, Mark ... 2001-03
 WEAR, Paul ... 1985-87
 WEAVER, Chris ... 2001-02
 WEISS, David ... 1990-91
 WEYAND, Matthew ... 2021-22
 WHELIHAN, Josh ... 1992-93
 WHITE, Jamel ... 2018-20
 WILCOX, Chad ... 2015-16
 WILLIAMS, Ellery ... 1999-01
 WILLIAMS, Justin ... 2024
 WILLIS, Edward ... 2010-12
 WILSON, Jywrell ... 2012-13
 WINKLER, Nathan ... 2005-06
 WOBROCK, Nathan ... 1989-91
 WOODWORTH, Shawn ... 1986-87
 WORTHY, Terrence ... 2006-10

Y

YORK, Bill ... 1987-88

Z

Zahrt, Karsten ... 2024-25



Brian Chambers (2016-2019)



Geoff Gerlach & Brian Chambers Celebrate Overtime Win Over Eventual DII National Runner-Up PLNU (2019)



Brian Chambers (2016-2019)



Kyle Gray (2018-2020)



Tyler LaCour (2017-2019)



Darius Lee (2018-2021)



Jackson Tucker (2022-present)



Coach Ken Ammann Honored For 500th Win



Cam Fini (2020-23)



Jonah Tolmaire & Connor Gleason (2022-2023 season)



Joshua Caston (2021-2022)





Kobe Sanders (2021-2024)



Tim Adetukasi (2023-2024)



Jackson Tucker (2022-present)



Charlie Dalton in 2023 Collegiate Debut vs CSUSM



Asst. Coaches Joe Wrinkle, Ryan Schacter & Nolan Abernathy





2024 Senior Class with 2023-24 team (Kobe Sanders, Jonah Tolmaire, Tim Adetukasi & Javier Gallardo)



Jonah Tolmaire (2021-2024)



Connor Gleason (2020-2025)



Charlie Dalton (2023-2025)



Jackson Harding (2023-2025)



Kobe Sanders (2021-2024)



2019 Home Game vs Dominican



Jayce Catchings (2024-25)



Joseph Locandro (2024-2025)



2024-25 Team Salutes Connor Gleason During Pregame Intros



Jaden Henderson (2024-25)



Kevin Haupt (2024-present)



CU Arena hardwood court from 2017-2023



CU Arena hardwood court from 2023-present