COLORADO BASKETBALL

A culture built on trust, character & work ethic

Game 32 - Pac-12 Tournament, March 14, 2024
T-Mobile Arena, Las Vegas, Nev.

2023-24 SCHEDULE

DATE	CURk	OPPONENT (AP/USAT)	W/L	TIME/RES	TV
O 28		*MSU Denver (Exh.)*		*69-45*	
N 6	**RV/RV**	**TOWSON**	**W**	**75-57**	**PAC12**
N 10	**RV/RV**	**GRAMBLING STATE**	**W**	**95-63**	**P12M**
N 14	**25/RV**	**^MILWAUKEE**	**W**	**106-79**	**PAC12**
N 20	18/21	^vs. Richmond	W	64-59	CBSSN
N 21	18/21	^vs. Florida State	L	71-77 OT	CBSSN
N 26	**18/21**	**IONA**	**W**	**85-68**	**PAC12**
N 29	RV/RV	at Colorado State (20/21)	L	83-88	CBSSN
D 3	**RV/RV**	**PEPPERDINE**	**W**	**91-66**	**PAC12**
D 10	RV/--	#vs. Miami (Fla.) (15/15)	W	90-63	ESPN2
D 15	**RV/RV**	**NORTHERN COLORADO**	**W**	**90-68**	**PAC12**
D 21	**RV/RV**	**UTAH TECH**	**W**	**98-71**	**PAC12**
D 29	**RV/RV**	***WASHINGTON**	**W**	**73-69**	**ESPNU**
D 31	**RV/RV**	***WASHINGTON STATE**	**W**	**74-67**	**PAC12**
J 4	RV/RV	*at Arizona (10/10)	L	50-97	ESPN
J 6	RV/RV	*at Arizona State	L	73-76	ESPNU
J 10	RV/--	*at California	L	78-82	ESPNU
J 13	**RV/--**	***USC**	**W**	**68-58**	**ESPN2**
J 18		***OREGON (RV/RV)**	**W**	**86-70**	**FS1**
J 20		***OREGON STATE**	**W**	**90-57**	**PAC12**
J 24	RV/--	*at Washington	W	98-81	ESPNU
J 27	RV/--	*at Washington State	L	78-69	PAC12
F 3		*at Utah	L	68-73	PAC12
F 8		***ARIZONA STATE**	**W**	**82-70**	**FS1**
F 10		***ARIZONA (8/8)**	**L**	**79-99**	**ESPN**
F 15		*at UCLA	L	60-64	ESPN
F 17		*at USC	W	92-89 2OT	ESPN
F 24		***UTAH**	**W**	**89-65**	**PAC12**
F 28		***CALIFORNIA**	**W**	**88-78**	**PAC12**
M 3		***STANFORD**	**W**	**81-71**	**FS1**
M 7		*at Oregon	W	79-75	ESPN2
M 9		*at Oregon State	W	73-57	PAC12
M 14	RV/RV	$vs. #6 Utah/#11 Arizona State		9:30 p.m.	FS1
M 15	RV/RV	$Pac-12 Semifinals (with win)		8:30 p.m.	FS1
M 16	RV/RV	$Pac-12 Championship		7 p.m.	FOX
M 19-20		NCAA First Four		TBA	TBA
M 21-24		NCAA 1st & 2nd Rounds		TBA	TBA
M 28-31		NCAA Regional		TBA	TBA
A 6-8		NCAA Final Four		TBA	TBA

Home Games In BOLD CAPS
*Pac-12 Conference Game; ^-Sunshine Slam (Neutral Site Games in Daytona Beach, Fla.); #-NABC Brooklyn Showcase (Barclays Center)
PAC12 - Pac-12 Network; P12M - Pac-12 Mountain; CBSSN - CBS Sports Network

@CUBuffsMBB

Tip: 9:45 p.m. MT
TV: FS1 (Jason Benetti, Casey Jacobsen, Allison Williams)
Watch Online: Fox Sports App, FoxSports.com

Radio: KOA 850 AM & 94.1 FM (Mark Johnson, Scott Wilke)
Satellite: Sirius XM 137 or 197 & SXM App (959)
Listen Online: CUBuffs.com

Live Statistics: CUBuffs.com

PAC-12 POSTSEASON FACTS: Colorado, 22-9 overall, is in its 13th Pac-12 Tournament, coming in as the No. 3 seed after finishing in sole possession of third place in the final Pac-12 standings at 13-7. The No. 3 seed matches the Buffaloes' highest in the Pac-12 era joining the 2020-21 team. Colorado receives a first round bye for the third time in four seasons and will play the winner of No. 6 Utah and No. 11 Arizona State in a quarterfinal game Thursday.

Colorado holds an overall record of 17-11 in the championship and has won at least one game in 11 of 12 tournaments. The Buffaloes have two Pac-12 Tournament championship game appearances, winning the inaugural Pac-12 Tournament title in 2012, as the No. 6 seed, winning four games in four days in Los Angeles. The Buffaloes were the runner up in 2021.

Colorado is 9-2 in the championship as the higher seeded team and 8-9 as the lower seed. Seven of Colorado's 11 Pac-12 Tournament losses have come to the top two seeds.

Colorado Buffaloes
22-9, 13-7

Team Comparison Averages - Overall

	CU	UU	ASU
Points	80.6	78.3	69.4
Points Allowed	72.1	73.2	73.5
Scoring Margin	+8.5	+5.2	-4.1
Field Goals	28.8	29.2	24.8
Field Goal Att.	57.8	62.6	59.1
Field Goal Pct.	.499	.466	.420
3-pt Field Goals	7.0	8.8	6.8
3-pt Field Goal Att.	17.5	24.7	22.5
3-pt Field Goal Pct.	.400	.358	.304
Free Throws	16.0	11.1	13.0
Free Throw Att.	20.5	17.1	19.7
Free Throw Pct.	.777	.650	.657

Utah Utes
18-13, 9-11
- or -
Arizona State Sun Devils
14-17, 8-12

Team Comparison Averages - Overall

	CU	UU	ASU
Offensive Rebounds	10.3	10.5	8.2
Defensive Rebounds	27.4	28.5	24.9
Total Rebounds	37.6	39.0	33.2
Rebounding Margin	+8.0	+3.0	-7.4
Fouls	14.9	16.2	16.6
Assists	16.1	17.4	12.2
Turnovers	12.9	11.7	10.5
Assist/TO Ratio	1.3	1.5	1.2
Blocks	2.3	4.3	3.8
Steals	6.1	5.9	8.2

Probable Starters

Colorado

P	No	Name	Ht	Wt	Yr	Hometown	PPG	RPG	MISC
G	2	KJ Simpson	6-2	189	Jr.	Panorama City, Calif.	19.6	5.5	4.9 apg
G	1	J'Vonne Hadley	6-6	205	Sr.	St. Paul, Minn.	12.3	6.2	.568 fg%
G	0	Luke O'Brien	6-8	222	Sr.	Littleton, Colo.	6.5	3.8	1.1 apg
F	23	Tristan da Silva	6-9	220	Sr.	Munich, Germany	16.3	5.4	2.4 apg
C	44	Eddie Lampkin Jr	6-11	265	Sr.	Houston, Texas	10.1	7.1	.567 fg%

2023-24 COLORADO MEN'S BASKETBALL ROSTER

No.	Player	Pos.	Ht.	Wt.	Cl.	Exp.	Hometown (High School)	Game Highs (CU Only)
0	Luke O'Brien	G	6-8	222	Sr.	3L	Littleton, Colo. (Columbine)	Season: Pts: 18 Reb: 9 Ast: 4
3rd on the team in blocks (12), 4th in steals (20) and 3-point FG (27)								Career: Pts: 18 Reb: 14 Ast: 4
1	J'Vonne Hadley	G	6-6	205	Sr.	1L	St. Paul, Minn. (Cretin-Derham Hall/Northeastern/Indian Hills CC)	Season: Pts: 24 Reb: 12 Ast: 6
Pac-12 Player of the Week, Avg 17.5 pts, 9.5 reb, 63.2 FG% during Oregon-OSU road sweep								Career: Pts: 24 Reb: 12 Ast: 6
2	KJ Simpson	G	6-2	189	Jr.	2L	Panorama City, Calif. (Chaminade)	Season: Pts: 34 Reb: 10 Ast: 9
All-Pac-12 First Team, honorable mention All-Defensive Team								Career: Pts: 34 Reb: 10 Ast: 9
3	Julian Hammond III	G	6-2	193	Jr.	2L	Denver, Colo. (Cherry Creek)	Season: Pts: 14 Reb: 6 Ast: 6
9th in Pac-12 in 3-point shooting (.400); missed last 5 games with an injury								Career: Pts: 21 Reb: 6 Ast: 6
5	RJ Smith	G	6-3	186	Fr.	RS	Chino, Calif. (Damien)	Career: Pts: 11 Reb: 2 Ast: 1
Will miss the remainder of the season with a lower leg injury; Avg. 2.9 points in seven games								
10	Cody Williams	F	6-8	190	Fr.	HS	Gilbert, Ariz. (Perry)	Career: Pts: 23 Reb: 6 Ast: 4
Leads team in FG pct (.590), third in scoring (13.7 ppg), missed last 4 games with an injury								
11	Javon Ruffin	G	6-5	201	So.	1L	New Orleans, La. (PHHoenix Prep [Ariz.])	Season: Pts: 11 Reb: 6 Ast: 2
Season-high 6 rebounds at Oregon State								Career: Pts: 14 Reb: 7 Ast: 3
12	Bangot Dak	F	6-11	180	Fr.	HS	Lincoln, Neb. (Southeast)	Career: Pts: 5 Reb: 5 Ast: 2
6 pts, 3 blocks last 3 games								
13	Courtney Anderson, Jr.	F	6-5	182	Fr.	HS	Vallejo, Calif. (Dublin)	Career: Pts: - Reb: - Ast: -
Two-time all-league & San Francisco Chronicle All-Metro pick								
23	Tristan da Silva	F	6-9	220	Sr.	3L	Munich, Germany (Ludwigsgymnasium Munich)	Season: Pts: 27 Reb: 11 Ast: 9
All-Pac-12 Second Team; scored in double figures in 27 of 28 games								Career: Pts: 30 Reb: 15 Ast: 9
24	Joe Hurlburt	F	6-11	235	Fr.	RS	Enderlin, N.D. (Enderlin Area)	Career: Pts: 0 Reb: 1 Ast: 1
Saw his first action in the opener vs Towson; Redshirted the 2022-23 season								
30	Greg Gerhardt	F/C	6-10	218	Fr.	RS	Superior, Colo. (Monarch/Sunrise Christian [Kan.])	Career: Pts: 0 Reb: 0 Ast: 0
Made his collgiate debut vs. Utah Tech; Redshirted the 2022-23 season								
31	Harrison Carrington	G/F	6-7	209	Fr.	RS	Menlo Park, Calif. (Northfield Mount Hermon [Mass.]	Career: Pts: 4 Reb: 3 Ast: 0
Career-high 17 minutes, 3 rebounds vs. Washington								
34	Jack Pease	G	6-0	170	So.	1L	Dallas, Texas (Highland Park)	Season: Pts: 0 Reb: 2 Ast: 1
Season debut vs. OSU, first two career rebounds & first assist								Career: Pts: 2 Reb: 2 Ast: 1
35	Assane Diop	F	6-8	210	Fr.	HS	Dakar, Senegal (Accelerated Schools of Denver)	Career: Pts: 10 Reb: 7 Ast: 2
Career-best 7 rebounds vs. California								
40	Grady Whitt	G	6-3	170	Fr.	HS	Raleigh, N.C. (Leesville Road)	Career: Pts: - Reb: - Ast: -
Two-time all-conference selection, avg 16 pts, 7 reb, 8 asst as a senior								
44	Eddie Lampkin, Jr.	C	6-11	265	Sr.	TR	Houston, Texas (Morton Ranch/TCU)	Career: Pts: 22 Reb: 12 Ast: 6
5th in the Pac-12 in rebounding (7.1 rpg); 8 double-doubles								

Head Coach: Tad Boyle (14th Year at CU, 294-181/18th Year Overall, 350-247)
Associate Head Coach: Mike Rohn (14th Year)
Assistant Coach: Bill Grier (8th Year)
Assistant Coach: Rick Ray (4th Year)
Assistant Coach: Bill Cartun (14th Year)
Assistant Coach: Zach Ruebesam (3rd Year)
Assistant to the Head Coach: Marge Marcy (15th Year)
Head Athletic Trainer: Rawley Klingsmith (11th Year)
Dir. of Strength & Conditioning/Olympic Sports: Stephen Englehart (8th Year)

Pronunciation Guide:

Bangot Dak	Bang-got DACK
Assane Diop	AH-SAHN JZOPE (rhymes with rope)
J'Vonne Hadley	Juh-VON HAD-lee
Jack Pease	PEEZ
Javon Ruffin	Juh-VON

The Buffaloes were the last Pac-12 program to walk away from the annual event without a win. Colorado had won eight-straight first round games before falling to Washington State in 2020, just hours before the rest of the Pac-12 Tournament, and NCAA Tournament, was canceled due to the coronavirus pandemic. The Buffaloes followed up that setback with a run to the 2021 championship game and the 2022 semifinals.

Colorado is 30-46 all-time in conference postseason tournaments. The Buffaloes were 4-20 in the Big Eight Tournament between 1977-96 and 9-15 in the Big 12 Championship between 1997-2011.

Head coach **Tad Boyle** owns nearly two-thirds of Colorado's all-time conference tournament wins. He is 19-12 in conference tournament action, including a 2-1 mark in Colorado's final year of the Big 12.

THE BUFFALOES: Colorado enters the Pac-12 Tournament riding a six-game winning streak after securing a road sweep of Oregon and Oregon State in the final week of the regular season.

Colorado's six-game winning streak during conference play is its most since the 1996-97 team won the first six of the Big 12 schedule. It's the first time the Buffs have won the final six games of the conference regular season since the 1954-55 Final Four team won their last six before heading to the NCAA Tournament.

Colorado's 13 conference wins tie for the second-most in a single-season. The 2020-21 team was 14-6 in Pac-12 play (finished 3rd) and the 1961-62 Big Eight championship team was 13-1.

Colorado's 22 regular season wins is a school record. Four teams had reached 21 during the regular season prior to this year: 1996-97, 2013-14, 2015-16, 2019-20.

Colorado has a winning record in conference play for the ninth time in 13 Pac-12 seasons. CU had nine seasons with winning conference records from 1963-64 through 2010-11 (9 winning, 36 losing, 3 at .500). Boyle has nine, Sox Walseth five and Ricardo Patton four. The third-place finish matches Colorado's best in the Pac-12 (2013-14, '20-21). The Buffaloes have won at least 12 conference games in three of the last four seasons.

Colorado is .500 or better in conference play for the 10th time in head coach Tad Boyle's 14 seasons. It's the ninth conference season in the Boyle era with double-figure wins.

20 WINS: Colorado has 14 20-win seasons in program history, 10 of which have come under head coach Tad Boyle. The Buffaloes have won 20 games by the close of the regular season nine times (1968-69, '96-97, 2012-13, '13-14, '15-16, '19-20, '20-21, '21-22 & '23-24). Boyle coached teams own the top five and seven of the top eight single-season win totals in team history.

Most Wins In One Season:

1.	24 - 2011-12		22 - 1996-97
	24 - 2010-11	9.	21 - 2021-22
3.	23 - 2020-21		21 - 2019-20
	23 - 2018-19		21 - 2012-13
	23 - 2013-14		21 - 1968-69
6.	22 - 2023-24	13.	20 - 2005-06
	22 - 2015-16		20 - 2002-03

Overall, Colorado is one of the top all-around shooting teams in the country, ranking in the top 15 nationally in all three percentage categories: overall field goal, 3-point and free throws. The Buffaloes are fourth in the nation in 3-point percentage (.400), fifth in overall shooting (.499) and 15th from the free throw line (.777).

Colorado's 2023-24 Record When

2023-24 Record:	22-9
Conference:	13-7
Home:	16-1
Away:	4-7
Neutral:	2-1
CU leads at the half	19-2
Game is tied at the half	1-1
Opponent leads at half	2-6
CU scores under 50	0-0
CU scores 50-59	0-1
CU scores 60-69	2-3
CU scores 70-79	5-4
CU scores 80-89	6-1
CU scores 90+	9-0
Opponent scores under 50	0-0
Opponent scores 50-59	5-0
Opponent scores 60-69	8-1
Opponent scores 70-79	7-4
Opponent scores 80-89	2-2
Opponent scores 90+	0-2
Margin of 1-5 points	4-5
Margin of 6-10 points	4-2
Margin of 11-15 points	1-0
Margin of 16-20 points	5-1
Margin of 21-25 points	3-0
Margin of 26+ points	5-1
CU outshoots opponents	21-4
Opponent outshoots Colorado	1-5
CU and opponents shoot equal	0-0
CU shoots 50% or better	16-2
CU shoots 45% or better	19-5
CU shoots 40% or better	22-5
CU shoots below 40%	0-4
Opponent shoots 50% or better	2-3
Opponent shoots 45% or better	6-6
Opponent shoots 40% or better	14-9
Opponent shoots below 40%	8-0
CU shoots 40% from 3	16-3
CU shoots below 40% from 3	6-6
Opponent shoots 40% from 3	3-4
Opponent shoots below 40% from 3	19-5
CU shoots 70% from FT line	17-7
CU shoots under 70% FT	5-2
Opponent shoots 70% FT	13-5
Opponent shoots under 70% FT	9-4
CU more FT made than Opp FT Att	14-1
CU outrebounds opponents	20-5
Opponents outrebound CU	2-3
Rebounds are equal	0-1
Sub .400 FG Def & +8 reb	6-0
CU dishes more assists	18-3
Opponent dishes more assists	2-6
Assists are equal	2-0
Opp. turnovers greater than CU	10-0
CU commits more turnovers	9-8
CU and opp. turnovers are equal	3-1
CU more assists than turnovers	17-1
CU more turnovers than assists	4-7
No Buffs Score in double figures	0-0
One Buff scores in double figures	0-0
Two Buffs score in double figures	1-2
Three Buffs score in double figures	3-4
Four Buffs score in double figures	7-3
Five+ Buffs score in double figures	11-0
Playing in November	5-2
Playing in December	6-0
Playing in January	4-4
Playing in February	4-3
Playing in March	3-0
Playing on a Sunday	5-0
Playing on a Monday	2-0
Playing on a Tuesday	1-1
Playing on a Wednesday	2-2
Playing on a Thursday	4-2
Playing on a Friday	3-0
Playing on a Saturday	5-4
Day Games	5-3
Night Games	17-6
vs. Ranked Teams	1-3
In Overtime	1-1
In White Uniforms	8-1
In Black Uniforms	7-7
In Gray Uniforms	4-0
In White Throw Back Uniforms	3-1

All-Time Record	1421-1272 (.528)
at home:	916-373 (.711)
at CU Events Center:	506-191 (.726)
on the road:	374-743 (.335)
neutral sites:	131-156 (.456)
Conference:	708-784 (.475)
Pac-12:	131-111 (.541)
in November:	141-53 (.727)
in December:	384-267 (.590)
in January:	342-369 (.481)
in February:	409-389 (.513)
in March:	150-187 (.445)
Postseason Tourneys:	56-76 (.424)
Pac-12 Postseason:	17-11 (.607)
NCAA Tournament:	11-17 (.393)
NIT	14-12 (.538)
Season Openers:	86-35 (.711)
Home Openers:	97-24 (.802)
Conference Openers:	50-62 (.446)
Pac-12 Openers:	6-7 (.462)
Overtime	55-57 (.491)

Location:	Boulder, Colo.
Population:	108,250
Enrollment:	37,153
Founded:	1876
Nickname:	Buffaloes (Buffs)
Colors:	Silver, Black & Gold
Mascot (live):	Ralphie VI
Arena:	CU Events Center
Year Opened:	1979
Capacity:	11,064
Conference:	Pac-12
Joined:	July 1, 2011
President:	Todd Saliman
Chancellor:	Phil DiStefano
Faculty Rep:	Joe Jupille
Athletic Director:	Rick George
SWA:	Jill Keegan

Colorado Athletic Communications

MBB Contact	Troy Andre
Office	303-492-4672
Athletic Commuinications	303-492-5626
Cell	303-903-3654
Athletic Ticket Office	303-492-8337
Email:	troy.andre@colorado.edu
Pac-12 SID	Jesse Hooker
Email	jhooker@pac-12.org
CU Online	www.CUBuffs.com
Pac-12 Online	www.pac-12.com

Colorado is one of only two programs in NCAA Division I in the nation's top 15 of all three categories, joining Indiana State (through games of March 11). Colorado also sports top 40 marks nationally in rebound margin (+8.0, 14th), assists (16.1, 32nd), defensive rebounds (27.4 drpg, 35th), fouls (14.9 fpg, 35th) and scoring (80.6 ppg, 37th).

Colorado leads the Pac-12 in all three shooting categories as well as rebounding defense (29.6 rpg) while ranking second in scoring margin (+8.5) and rebound margin, third in scoring offense, scoring defense (72.1 ppg), 3-point defense (.329) and defensive rebounds and fourth in assists and overall rebounding (37.7 rpg).

During regular season league play, the Buffaloes took top honors in free throw percentage (.770), 3-point shooting (.395), 3-point defense (.334) and rebounds allowed (30.9 rpg)

INDIVIDUALLY SPEAKING: All-America candidate **KJ Simpson** tops Colorado at 19.6 points, 4.9 assists and 1.7 steals per game while ranking third in rebounding (5.5 rpg). He is Colorado's leader in all shooting made and attempted categories as well as total defensive rebounds with 145. Simpson is averaged 6.1 rebounds during Pac-12 play, ranking 12th on the conference charts.

During Colorado's six-game winning streak he is averaging 23.2 points, 6.0 assists and 5.7 rebounds while shooting 51.2 percent from 3-point range (21-of-41) and 49.5 percent overall.

Simpson has 18 games with 20 or more points this season, the most by a Buffalo since Alec Burks had 24 20-point games in 2010-11. He is the only major conference player averaging 19.0 points, 5.0 rebounds and 4.0 assists per game and is one of five in all of NCAA Division I with those numbers.

Simpson is second among all major conference players in rebounding during conference games (third for all games) for those listed at 6' 2" and under. He leads the Pac-12 in rebounding for all players listed at 6' 5" and under during conference play (second in overall games).

On the Pac-12 charts, Simpson is first in assist-to-turnover ratio (2.3), second in scoring, 3-point percentage (.451) and assists, third in steals, fourth in free throw shooting (.865), sixth in minutes (34.4 mpg), 11th in defensive rebounds (4.7 drpg) and 16th in overall rebounding and shooting (.488).

Simpson has become and 'iron man' of sorts. He lead the Pac-12 in minutes played during league games (34.4 mpg). Over the final four games of the regular season he sat for a mere 1:27 of game time. He played 178:33 of 180:00 minutes over those four games including a stretch of 111:38 straight minutes played between the second half of the California game and the first half at Oregon State.

Senior forward **Tristan da Silva** is second on the team in scoring (16.2 ppg), field goals made (162), 3-pointers (51) and steals (33) while ranking fourth in rebounding (5.4 rpg). During Colorado's six-game run, his points have jumped up to 18.8 points on 47.8 shooting with a team-best 11 steals.

Da Silva had a team-high 22 points on 9-of-17 shooting in the win at Oregon. It was his third-straight 20-point game, seventh of the season and 20th of his career.

He had season-highs with 27 points and 11 rebounds on Senior Day against Stanford. It was his second double-double of the season and fourth of his career. He set career-highs in 3-pointers made and attempted hitting on 5-of-10 beyond the arc.

Colorado In The Pac-12 Tournament - 17-11 (.607)

2012 - No. 6 Seed - 4-0 - Pac-12 Champions
First Round: #6 Colorado 53, #11 Utah 41
Quarterfinals: #6 Colorado 63, #3 Oregon 62
Semifinals: #6 Colorado 70, #2 California 59
Championship: #6 Colorado 53, #4 Arizona 51

2013 - No. 5 Seed - 1-1
First Round: #5 Colorado 74, #12 Oregon State 68
Quarterfinals: #4 Arizona 66, #5 Colorado 58

2014 - No. 5 Seed - 2-1
First Round: #5 Colorado 59, #12 USC 56
Quarterfinals: #5 Colorado 59, #4 California 56
Semifinals: #1 Arizona 63, #5 Colorado 43

2015 - No. 10 Seed - 1-1
First Round: #10 Colorado 78, #7 Oregon State 71
Quarterfinals: #2 Oregon 93, #10 Colorado 85

2016 - No. 5 Seed - 1-1
First Round: #5 Colorado 80, #12 Washington State 56
Quarterfinals: #4 Arizona 82, #5 Colorado 78

2017 - No. 7 Seed - 1-1
First Round: #7 Colorado 73, #10 Washington State 63
Quarterfinals: #2 Arizona 92, #7 Colorado 78

2018 - No. 8 Seed - 1-1
First Round: #8 Colorado 97, #9 Arizona State 85
Quarterfinals: #1 Arizona 83, #8 Colorado 67

2019 - No. 5 Seed - 2-1
First Round: #5 Colorado 56, #12 California 51
Quarterfinals: #5 Colorado 73, #4 Oregon State 58
Semifinals: #1 Washington 66, #5 Colorado 61

2020 - No. 6 Seed - 0-1
First Round: #11 Washington State 82, #6 Colorado 68

2021 - No. 3 Seed - 2-1
First Round: BYE
Quarterfinals: #3 Colorado 61, #11 California 58
Semifinals: #3 Colorado 72, #2 USC 70
Championship: #5 Oregon State 70, #3 Colorado 68

2022 - No. 4 Seed - 1-1
First Round: BYE
Quarterfinals: #4 Colorado 80, #5 Oregon 69
Semifinals: #1 Arizona 82, #4 Colorado 72

2023 - No. 9 Seed - 1-1
First Round: #9 Colorado 74, #8 Washington 68
Quarterfinals: #1 UCLA 80, #9 Colorado 69

On the Pac-12 charts, da Silva ranks sixth in free throw percentage (.840), ninth in scoring, 11th in minutes (33.5 mpg), 14th in defensive rebounds (4.4 drpg), 18th in 3-point percentage (.375) and 20th in rebounding.

McDonald's All-American **Cody Williams** is third on the team in scoring at 13.7 points per game while shooting a team-best 59.0 percent from the field. He had 18 points at UCLA leading the Buffaloes in scoring for the third time. Williams hit his first eight field goal attempts; finished 8-of-9 after missing a desperation 3-point attempt at the buzzer with the Bruins up by the final margin of four.

Williams had 14 points of 5 of 6 shooting at USC. Overall he has made 15 of 19 field goal attempts in his last three games (.789).

Senior **J'Vonne Hadley** averages 12.3 points per game while ranking second on the team in rebounding (6.2 rpg) and shooting (.568) and third in steals (32).

Hadley picked up his first career Pac-12 Player of the Week honor on March 11 after averaging 17.5 points, 9.5 rebounds and 2.0 assists to lead the Buffaloes in the road sweep of Oregon and Oregon State last week. He shot 63.2 percent from the field (12-of-19) while hitting 5-of-6 from 3-point range and sinking all six of his free throw attempts.

Hadley had 20 points and a career-high 12 rebounds at Oregon, recording his third career double-double (all this season). He was a perfect 4-of-4 from 3-point range, setting personal bests for 3-pointers made and attempted. His four 3-pointers made is the most without a miss since Julian Hammond III went 4-for-4 against Washington on Jan. 9, 2022.

Against Oregon State, Hadley had 15 points, seven rebounds and three assists. He made 4-of-8 from the field and 6-of-6 from the line.

On the overall Pac-12 charts, he is sixth in field goal percentage, seventh in free throw accuracy (.836), ninth in rebounding and minutes (33.8 mpg) and 10th in defensive boards (4.7 drpg).

Senior **Eddie Lampkin, Jr.,** leads the Buffaloes and ranks fifth in the Pac-12 in rebounding at 7.1 per game. He is averaging 10.1 points per game and is third on the team in shooting at 56.7 percent.

Lampkin had 17 points and 11 rebounds at Oregon State to secure his team-best eighth double-double of the season. He has 14 in his career adding in his six at TCU. In all he has 10 double-digit rebounding games for the Buffaloes.

Lampkin had a season-high eight field goals against the Beavers and has made 26 of his last 39 from the field (.667). He has shot 50 percent or better in the last five games and in 23 of 31 games this season. Lampkin led the Buffaloes in scoring for the second time this season and in rebounding for the 16th time.

On the Pac-12 leaderboard, Lampkin is also third in offensive rebounds (2.5 orpg), seventh in field goal percentage and 12th in defensive boards (4.6 drpg).

Junior **Julian Hammond III** is averaging 7.4 points and is fifth on the team in assists with 44. Hammond is ninth in the Pac-12 in 3-point percentage (.400). He has missed the last five games with a knee injury.

Senior **Luke O'Brien** is averaging 6.5 points and 3.8 rebounds per game. He is third on the team in blocked shots with 12 and is fourth in steals (21) and fifth in rebounding. O'Brien had 10 points against Oregon State, scoring in double figures for the eighth time this season. All 10 points came in the first half. The 10 points are his most since he scored 10 in the first Oregon State game in Boulder on Jan. 20.

2023-24 Pac-12 Standings

	Pac-12			Overall		
	W	L	Pct.	W	L	Pct.
Arizona	15	5	.750	24	7	.774
Washington State	14	6	.700	23	8	.742
Colorado	**13**	**7**	**.650**	**22**	**9**	**.710**
Oregon	12	8	.600	20	11	.645
UCLA	10	10	.500	15	16	.484
Utah	9	11	.450	18	13	.581
Washington	9	11	.450	17	14	.548
California	9	11	.450	13	18	.419
USC	8	12	.368	14	17	.452
Arizona State	8	12	.400	14	17	.452
Stanford	8	12	.400	13	17	.433
Oregon State	5	15	.250	13	18	.419

Wednesday, March 13
#9 USC vs. #8 Washington, 1 p.m.
#12 Oregon State vs. #5 UCLA, 3:30 p.m.
#10 Stanford vs. #7 California, 7 p.m.
#11 Arizona State vs. #6 Utah, 9:30 p.m.

Thursday, March 14
USC-UW vs. #1 Arizona, 1 p.m.
OSU-UCLA vs. #4 Oregon, 3:30 p.m.
STAN-CAL vs. #2 Washington State, 7 p.m.
ASU-UTAH vs. #3 Colorado, 9:30 p.m.

Friday, March 15
Semifinal #1, 6 p.m.
Semifinal #2, 8:30 p.m.

Saturday, March 16
Championship Game, 7 p.m.

NCAA Team Rankings (Top 75)
All Games

Category/Name	Rank	Stats
3-Point FG Pct.	4	.400
Field Goal Pct.	5	.499
Rebound Margin	14	+8.0
Free Throw Pct.	15	.777
Assists	32	16.1
Defensive Rebounds	35	27.4
Fouls (Avg)	35	14.9
Scoring Offense	37	80.6
Winning Pct.	42	.710
Free Throws Made (Avg)	49	16.0
Scoring Margin	50	+8.5

KJ SIMPSON NCAA (Top 100)

Category/Name	Rank	Stats
Scoring	40	19.6
Assists	57	152
Free Throw Pct.	60	.865
Free Throws Made	65	135
Field Goals Made	41	205
Steals	100	53
Assist/Turnover Ratio	85	2.3
Field Goal Att.	94	420

EDDIE LAMPKIN JR NCAA (Top 100)

Category/Name	Rank	Stats
Double-Doubles	85	8

2023-24 Pac-12 Team Charts
All Games

Category/Name	Rank	Stats
Scoring Offense	3	80.6
Scoring Defense	3	72.1
Scoring Margin	2	+8.5
Free Throw %	1	.777
Field Goal %	1	.499
Field Goal % Def	6	.440
3-Point Field Goal %	1	.400
3-Point FG Pct. Def	3	.329
Rebounding Offense	4	37.7
Rebounding Defense	1	29.6
Rebounding Margin	2	+8.0
Blocked Shots	12	2.3
Assists	4	16.1
Steals	5	6.1
Turnover Margin	12	-2.0
Assist/Turnover Ratio	7	1.3
Offensive Rebounds	6	10.3
Defensive Rebounds	3	27.4
Defensive Rebound %	2	.763
Offensive Rebound %	2	.327
3-Point FG Made	8	7.0

2023-24 Individuals • All Games

Category/Name	Rank	Stats
Scoring		
KJ Simpson	2	19.7
Tristan da Silva	9	16.2
Rebounding		
Eddie Lampkin Jr	5	7.1
J'Vonne Hadley	9	6.2
KJ Simpson	16	5.5
Tristan da Silva	20	5.4
Field Goal Pct.		
J'Vonne Hadley	6	.568
Eddie Lampkin Jr	7	.567
KJ Simpson	16	.488
3-Point Field Goal Pct.		
KJ Simpson	2	.451
Julian Hammond III	9	.400
Tristan da Silva	t-18	.375
Free Throw Pct.		
KJ Simpson	4	.865
Tristan da Silva	6	.840
J'Vonne Hadley	7	.836
Assists		
KJ Simpson	2	4.9
Steals		
KJ Simpson	3	1.7
Assist/Turnover Ratio		
KJ Simpson	1	2.3
Offensive Rebounds		
Eddie Lampkin Jr	3	2.5
Defensive Rebounds		
J'Vonne Hadley	10	4.7
KJ Simpson	11	4.7
Eddie Lampkin Jr	t-12	4.6
Tristan da Silva	14	4.4
Minutes		
KJ Simpson	6	34.4
J'Vonne Hadley	9	33.8
Tristan da Silva	11	33.5

2023-24 Pac-12 Team Charts
Conference Games

Category/Name	Rank	Stats
Scoring Offense	3	77.5
Scoring Defense	4	73.8
Scoring Margin	2	+3.7
Free Throw %	1	.770
Field Goal %	2	.483
Field Goal % Def	6	.450
3-Point Field Goal %	1	.395
3-Point FG Pct. Def	1	.334
Rebounding Offense	3	37.1
Rebounding Defense	1	30.9
Rebounding Margin	2	+6.2
Blocked Shots	12	2.4
Assists	t-5	14.3
Steals	9	5.5
Turnover Margin	12	-2.9
Assist/Turnover Ratio	8	1.2
Offensive Rebounds	6	9.7
Defensive Rebounds	3	27.4
Defensive Rebound %	1	.760
Offensive Rebound %	3	.303
3-Point FG Made	9	6.8

2023-24 Individuals
Conference Games

Category/Name	Rank	Stats
Scoring		
KJ Simpson	4	19.5
Tristan da Silva	8	16.5
J'Vonne Hadley	18	13.6
Rebounding		
Eddie Lampkin Jr	7	6.9
J'Vonne Hadley	10	6.4
KJ Simpson	t-12	6.1
Field Goal Pct.		
Eddie Lampkin Jr	3	.594
J'Vonne Hadley	7	.568
3-Point Field Goal Pct.		
KJ Simpson	4	.433
Free Throw Pct.		
J'Vonne Hadley	2	.865
KJ Simpson	6	.846
Tristan da Silva	7	.843
Assists		
KJ Simpson	3	5.1
Steals		
KJ Simpson	t-3	1.5
Tristan da Silva	15	1.2
Assist/Turnover Ratio		
KJ Simpson	3	2.1
Offensive Rebounds		
Eddie Lampkin Jr	3	2.6
Defensive Rebounds		
KJ Simpson	7	5.3
J'Vonne Hadley	t-10	5.0
Minutes		
KJ Simpson	1	37.1
J'Vonne Hadley	2	36.3
Tristan da Silva	4	35.4

BOYLE MILESTONES: Head coach **Tad Boyle,** in his 14th season, has 294 wins at Colorado, the most in program history.

Boyle-led teams own 10 of the 14 20-win seasons in team history, the top five single-season win totals and seven of the top eight. With a record of 294-181 at CU, his 61.9 winning percentage is second all-time just behind Forrest "Frosty" Cox at 62.3 from 1936-50.

Boyle has 131 Pac-12 regular season wins, tying with Ernie Kent (Oregon 1998-2010 & Washington State 2014-19) for 17th in conference history.

In the regular season finale against Oregon State, Boyle picked up his 350th head coaching win and is now 350-247 (.586) in 18 years between Colorado and Northern Colorado.

Boyle is three wins away from becoming the all-time winningest head coach at any state of Colorado NCAA Division I institution. Jim Williams won 352 games in 26 seasons at Colorado State from 1954-80. Boyle is currently sixth in career wins for a head coach at any Colorado four-year school.

SERIES RECORDS: Colorado has met both possible quarterfinal opponents in Pac-12 Tournament action once with the Buffaloes winning both. No. 6 Colorado defeated No. 11 Utah in the first round of the 2012 Tournament, 53-41, as the Buffaloes began their run of four wins in four days in Los Angeles for the inaugural tournament championship. The No. 8 Buffaloes defeated No. 9 Arizona State, 97-85 in a 2018 first round game.

Colorado split with both Arizona and Utah during the regular season with the home team winning all four games. The Buffaloes won both home games by double-digits. The two road losses went down to the wire with Arizona State holding onto a three-point win and the Utes a five-point advantage.

Overall, Colorado has a 16-12 series lead over Arizona State and has won nine of the last 14. The Buffaloes have a 2-0 advantage on a neutral floor: the 2017 Pac-12 Tournament first round win and in the 2018 Pac-12 China Game in Shanghai.

Colorado owns a 34-27 series lead over Utah. The teams have met just twice on a neutral court: CU's 2012 Pac-12 Tournament first round win and on Dec. 23, 1936, where the Utes claimed a 32-30 decision in a game played in Denver.

SEASON NUMBERS WATCH: KJ Simpson scored 15 points at Oregon State to become the 10th Buffalo to reach 600 points in a single season. He enters the Pac-12 Tournament in ninth with 609, six points shy of seventh place and current NBA star Derrick White.

Colorado Season Points

Rk.	Player	Season	Points
5.	Cliff Meely	1968-69	667
6.	Stevie Wise	1990-91	655
7.	Derrick White	2016-17	615
8.	Cory Higgins	2010-11	610
9.	**KJ Simpson**	**2023-24**	**609**
10.	Scott Wilke	1987-88	601

Along with his scoring efforts, Simpson is 11th in season assists at 152; four away from breaking into the top 10.

2023-24 Associated Press Top 25 Poll - March 11

Rk	Team	Rec	Pts	Prv
1	Houston (52)	28-3	1540	1
2	UConn (6)	28-3	1471	2
3	Purdue (4)	28-3	1453	3
4	North Carolina	25-6	1361	7
5	Tennessee	24-7	1291	4
6	**Arizona**	**24-7**	**1125**	**5**
7	Iowa State	24-7	1120	6
8	Creighton	23-8	1094	10
9	Kentucky	23-8	1018	15
10	Marquette	23-8	1011	8
11	Duke	24-7	976	9
12	Auburn	24-7	914	13
13	Illinois	23-8	802	12
14	Baylor	22-9	786	11
15	South Carolina	25-6	567	17
16	Kansas	22-9	558	14
17	Gonzaga	24-6	511	19
18	Utah State	26-5	486	22
19	Alabama	21-10	432	16
20	BYU	22-9	381	20
21	Saint Mary's	24-7	306	23
22	**Washington State**	**23-8**	**223**	**18**
23	Nevada	26-6	223	NR
24	Dayton	24-6	155	25
25	Texas Tech	22-9	149	NR

Others receiving votes: Boise State 46, South Florida 27, San Diego State 21, Drake 16, Texas 14, James Madison 14, FAU 11, Florida 8, Princeton 7, Nebraska 6, New Mexico 4, ***COLORADO 2***, McNeese State 2, **Colorado State 1**, Wake Forest 1, Indiana State 1.

2023-24 USA Today Sports Coaches Top 25 Poll - March 11

Rk	Team	Rec	Pts	Prv
1	Houston (29)	28-3	772	1
2	UConn	28-3	732	2
3	Purdue (2)	28-3	728	3
4	North Carolina	25-6	671	7
5	Tennessee	24-7	653	4
6	Creighton	23-8	569	10
7	Arizona	24-7	566	5
8	Iowa State	24-7	546	6
9	Kentucky	23-8	513	13
10	Marquette	23-8	487	9
11	Duke	24-7	481	8
12	Auburn	24-7	423	14
13	Baylor	22-9	387	11
14	Illinois	23-8	385	12
15	Gonzaga	24-6	274	18
16	South Carolina	25-6	273	16
17	Kansas	22-9	256	15
18	Utah State	26-5	249	22
19	Alabama	21-10	217	17
20	Saint Mary's	24-7	193	21
21	BYU	22-9	166	23
22	Nevada	26-6	109	NR
23	Texas Tech	22-9	104	NR
24	Dayton	24-6	103	NR
25	**Washington State**	**23-8**	**82**	**20**

Others receiving votes: Boise State 30; San Diego State 19; James Madison 19; Florida 17; Drake 15; South Florida 11; Nebraska 7; Oklahoma 6; Florida Atlantic 6; ***COLORADO 3***; Princeton 1; Northwestern 1; Indiana State 1

2023-24 Opponents in Bold

Colorado Season Assists

Rk.	Player	Season	Assists
7.	McKinley Wright IV	2018-19	167
	Mike Reid	1985-86	167
9.	McKinley Wright	2019-20	159
10.	Mike Reid	1984-85	156
11.	**KJ Simpson**	**2023-24**	**152**

Simpson has 53 steals, the most by a Buffalo since Andre Roberson had 67 in 2012-13. He's currently tied for 16th on CU's single-season list, 10 outside the top 10.

Colorado Season Steals

Rk.	Player	Season	Steals
9.	Chauncey Billups	1996-97	63
	Randy Robinson	1992-93	63
11.	Richard Roby	2005-06	62
12.	Cory Higgins	2009-10	60
13.	Donnie Boyce	1993-94	59
	Billy Law	1991-92	59
15.	Marcus Hall	2007-08	58
16.	**KJ Simpson**	**2023-24**	**53**
	Jose Winston	1998-99	53

TURNOVER NUMBERS DROPPING: Turnovers have been a struggle at times for Colorado, averaging nearly 13 per game. However, one factor in Colorado's recent winning streak is a decline in those numbers.

Since a season-high 21 turnovers at USC, the Buffaloes have averaged just 9.6 over the last five games.

Against Utah, the Buffaloes turned it over just four times, matching the fewest in a conference game in team history. The Buffaloes also had four at Iowa State on Jan. 30, 2010.

Colorado had seven turnovers at Oregon State, its second fewest of the season.

FIVE IN DOUBLE-FIGURES: Colorado had five players score in double-figures in the win at Oregon State, hitting that mark for the 11th time this season (11-0 in those games). Colorado's 11 games with five in double-digits is tied for the sixth-most in the nation:

Most Games With 5+ Players Scoring In Double-Digits, 2023-24

Team	**5+ In Double Figures (total games played)**	
Arizona	17	(31)
Gonzaga	17	(31)
Wright State	15	(32)
Indiana State	13	(34)
Kentucky	12	(31)
Colorado	**11**	**(31)**
BYU	11	(31)
Minnesota	11	(31)
New Mexico	11	(31)
Alabama	11	(31)
Florida	10	(30)

SHARP-SHOOTING BUFFS: Colorado shot 55.2 percent from the field against Oregon (32-of-58) marking the 18th time the Buffaloes have shot 50 percent or better from the field this season, the most in one season in team history. Colorado is 16-2 this season, and 110-9 in the Tad Boyle era when shooting at least 50 percent.

Colorado's 55.2 percent at Oregon was its second best in a road Pac-12 game, trailing only a 55.8 percent performance (29-52) in an 80-71 loss at Arizona on Jan. 25, 2018.

The Buffaloes saw a string of six-straight games of shooting at least 50 percent end at Oregon State. It was the most consecutive games hitting at least 50 percent since the first seven games of the 1985-86 season. The Buffs are shooting 52.1 percent during their six-game winning streak (186-of-357).

The Buffaloes shot 52.2 percent at UCLA. It was the first time in the Pac-12 era where Colorado shot 50 percent or better in consecutive games on a conference road trip. In February 2022, the Buffaloes shot 50 percent twice on the same trip, 50 percent at Oregon State (Feb. 15) and 52.2 percent at Stanford (Feb. 19) with a sub-.500 game at California (Feb. 17) in between.

OVERTIME & COMEBACKS: With it's double-overtime win at USC, Colorado improved its record in overtime games to 1-1 this year and 55-57 in its history. The Buffaloes have won their last eight multi-overtime games, dating back to 1991. It was CU's first double-overtime game since a 112-103 win over South Dakota State on Dec. 15, 2017. Colorado's only other overtime game against USC was a 98-84 triple-overtime win on Jan. 29, 2015, at the Galen Center.

Colorado's 16-point deficit was the biggest overcome on record (since 1947) with under 10 minutes remaining and tied for the third-biggest in a second half. Overall it's tied for the 11th-biggest comeback, including the win in Boulder over USC on Jan. 13 (led by 16 in the first half).

SIMPSON AWARD LISTS: Junior guard **KJ Simpson** was one of 20 late season watch-list members for the 2023-24 John R. Wooden Award the Los Angeles Athletic Club announced on Jan. 30.

Chosen by a poll of national college basketball experts based on their performances during the 2023-24 season thus far, the list comprises of 20 student-athletes who are front-runners for the sport's most prestigious honor, the Wooden Award All America Team and Most Outstanding Player Award.

Simpson is one of 30 NCAA Division I players on the Naismith Trophy Men's Basketball Player of the Year Midseason Team, announced Feb. 15.

Simpson is Colorado's first player to advance to this stage of both awards since Alec Burks in 2010-11.

Simpson is one of 40 on the watch list for the US Basketball Writers Association All-America team and Oscar Robertson Trophy for that organization's Player of the Year honor.

IN THE POLLS: Colorado was ranked in the first two Associated Press regular season polls, with a high of No. 18 on Nov. 20, the program's best since hitting No. 18 on Feb. 7, 2020. Colorado debuted at No. 25 in the first regular season Associated Press Top 25 Men's Basketball Poll released on Nov. 13.

It was just the second time since 1970 the Buffaloes appeared in the first regular season AP Poll. Colorado appeared in the exact same spot, No. 25, on Nov. 11, 2019; a season where the Buffaloes were ranked for a school-record 13 weeks, climbing as high as No. 16.

Overall Colorado has 57 all-time appearances in the AP Poll. Colorado made its lone appearance this season in the USA Today Sports Coaches Top 25 poll on Nov. 20, coming in at No. 21.

AGAINST RANKED TEAMS: Colorado is 1-3 against ranked teams in 2023-24 after falling to No. 8 (AP & Coaches) Arizona on Feb. 10. The Buffaloes ranked win came against then-No. 15 (AP & Coaches) Miami (Fla.) on Dec. 10. It was Colorado's third-straight neutral site win over a ranked nonconference opponent and best since defeating No. 11 Tennessee in Nashville last season.

Colorado fell to No. 20/21 Colorado State on Nov. 29. It was the first time the Rams were ranked in the 131 games of the hardwood edition of the Rocky Mountain Showdown.

Colorado's 26 wins over ranked opponents in the Tad Boyle era is by far the best in team history. In fact Boyle coached teams, with a record of 26-49, have accounted for 37 percent of wins over ranked opponents (70) since 1949-50.

ROLLIN' IN THE 90s: Colorado has hit the 90-point mark nine times in 2023-24, the most in one season in school history (9-0). The Buffaloes had a school all-time best four consecutive games scoring at least 90 during the nonconference schedule. Colorado had just two games of 90-plus points last season and just three in 2021-22.

The Buffs have won 35 games in a row when reaching the 90-point plateau (9-0 this season), last losing on March 7, 2015 at Washington State, 96-91 in overtime. CU is 56-2 under Tad Boyle when scoring 90-plus (5-0 with 100 or more), and has at least one 90-point game in 15 straight seasons.

Colorado's 98 points at Washington tied for the most in a road conference game in the Pac-12 era, matching a 98-94 triple overtime win at USC on Jan. 29, 2015. Overall, it was the most points on the road in a regulation game since a 105-61 win at Saint Mary's on Dec. 6, 2000.

SHARING THE BALL: Colorado had 20 assists against Utah Tech, hitting the 20-assist mark for the seventh time; matching the most in one season since 2010-11.

The Buffaloes tied a season-high with 28 assists against Miami, matching the effort against Grambling State a month earlier and tying for the 19th most in a single game in team history. Colorado's 28 assists against Miami was its most away from home since recording 28 at Texas A&M on Feb. 26, 2002.

1,000-POINT CLUB: Tristan da Silva became the 39th member of Colorado's 1,000-point club after scoring 17 points in the win over Iona. He hit the 1,000-mark on a 3-pointer in the final two minutes of the first half (scored 14 of his 17 in the first period). He had 22 against California, becoming the 20th player in team history to reach 1,300.

KJ Simpson became the 40th member of the 1,000 point-club after scoring 23 at Arizona State on Jan. 6. After his 27-point performance against Cal, he moved into the top 25 on CU's all-time list.

The last time Colorado had two active players in the program's 1,000-point club was at the end of the 2020-21 season in McKinley Wright IV (1,857) and D'Shawn Schwartz (1,026), with Schwartz reaching that milestone during the 2021 NCAA Tournament.

Colorado Career Points

Rk.	Player	Seasons	Points
13.	Michel Morandais	2000-04	1,428
14.	Stephan Pelle	1999-03	1,367
15.	**Tristan da Silva**	**2020-pre**	**1,366**
	Scott Wilke	1984-88	1,366
17.	Ken Charlton	1960-63	1,352
18.	David Harrison	2001-04	1,317
19.	Evan Battey	2018-22	1,316
20.	Jay Humphries	1980-84	1,306
21.	**KJ Simpson**	**2021-pre**	**1,305**

SIMPSON MOVING UP IN CAREER ASSISTS & STEALS: KJ Simpson dished out seven assists against Stanford moving into Colorado's career top 10.

Colorado Career Assists

Rk.	Player	Seasons	Assists
5.	Marcus Hall	2003-08	423
6.	Toney Ellis	1976-80	409
7.	Nate Tomlinson	2008-12	405
	Donnie Boyce	2008-12	405
9.	Stevie Wise	1987-91	377
10.	**KJ Simpson**	**2021-pre**	**349**

Simpson had four steals against California to catch Blair Wilson for 13th all-time and is 18 away from moving into the top 10.

Colorado Career Steals

Rk.	Player	Seasons	Steals
10.	McKinley Wright IV	2017-21	140
	Marcus Hall	2003-08	140
12.	Mike Reid	1982-85	137
13.	**KJ Simpson**	**2021-pre**	**122**

Tristan da Silva had a career-high five 3-pointers against Stanford and in the process entered the career top 10. His career percentage of 38.1 percent would be ninth on Colorado's career charts.

Colorado Career 3-Point FG Made

Rk.	Player	Season	3FG
5.	George King	2013-18	181
6.	Askia Booker	2011-15	170
7.	D'Shawn Schwartz	2017-21	156
8.	Marcus Hall	2003-08	152
9.	Lucas Siewert	2016-20	140
10.	**Tristan da Silva**	**2020-pre**	**137**

PAC-12 WEEKLY AWARDS: Colorado has been honored four times this season with Pac-12 Weekly Awards. **Tristan da Silva** was named Player of the Week on Dec. 11, **Cody Williams** Freshman of the Week on Jan. 22, **KJ Simpson** earned Player of the Week honors on Feb. 26 and most recently **J'Vonne Hadley** earned his first career weekly award on March 11.

Da Silva was named Pac-12 Player of the Week after his fantastic effort against Miami. He had 22 points, 10 rebounds, a career-high nine assists and a pair of steals against the Hurricanes. It was his third career double-double and first this season, missing a triple-double by a single assist. He had a season-best nine field goals made which matched the team's season-high. The Pac-12 Player of the Week honor for da Silva is the second of his career and first this year.

Williams earned Pac-12 Freshman of the Week honors after averaging 19.5 points, 4.0 rebounds, 2.0 assists and 1.5 steals to lead the Buffaloes in the home sweep of Oregon and Oregon State. He shot 69.6 from the field including 5 of 7 from 3-point range.

Williams was also honored as Dick Vitale's "Diaper Dandy" of the week, recognizing the nation's best performances in his Dickie V's Stars of the Week.

Simpson earned Pac-12 Player of the Week honors after recording 28 points, four rebounds, three assists and a steal in the win over Utah. He hit 10-of-15 shots from the floor, including 5-of-8 from 3-point range, while going a perfect 3-of-3 from the free throw line. The Player of the Week honor is his first of the season and third of his career.

Hadley averaged 17.5 points, 9.5 rebounds and 2.0 assists to lead the Buffaloes to a road sweep of Oregon and Oregon State. He shot 63.2 percent from the field (12-of-19) while hitting 5-of-6 from 3-point range and sinking all six of his free throw attempts.

It's only the second time three different Colorado players have been conference player of the week in the same season. David Harrison, Stephane Pelle and Blair Wilson earned separate Big 12 Conference weekly honors in 2002-03.

FINAL PAC-12 STANDINGS: Colorado finished the Pac-12 era with the fourth best overall conference record a full 15 games ahead of fifth place (cumulative numbers don't ad to same due to several 2020 games cancelled due to COVID-19). WS-Winning Seasons

Pac-12 Conference Games (2011-24)

Team (WS)	W	L	Pct.
Arizona (12)	173	69	.715
Oregon (13)	160	80	.667
UCLA (10)	156	85	.647
Colorado (9)	131	111	.541
USC (6)	116	126	.479
Utah (5)	114	127	.473
Arizona State (4)	113	126	.473
Stanford (3)	113	129	.467
Washington (4)	110	132	.455
California (5)	95	147	.393
Washington State (3)	85	156	.353
Oregon State (1)	82	160	.339

SIMPSON'S STRONG OPENING WEEK: Junior **KJ Simpson** had impressive opening league week averaging 27.5 points, 6.0 rebounds, 4.5 assists and 2.0 steals against the Washington schools.

Simpson had a career-high 34 points, hitting 10 of 18 from the field and 13 of 14 from the line, against Washington State. It was his fourth career 30-point game and second this season (30 vs CSU). Simpson scored the most points by a Buffalo since Derrick White

had 35 at Arizona State on Jan. 5, 2017. Most by a CU player in the CU Events Center since Alec Burks had 36 vs. Missouri on Jan. 8, 2011. The 34 points tie for the fourth-most in the Pac-12 this season.

Against Washington, Simpson had a game-high 21 points, 10 rebounds, seven assists - with just one turnover - and three steals. It was his second career double-double and matched his personal-best in rebounds (both figures vs. Tennessee last season).

DA SILVA'S PERFECT GAME: Tristan da Silva had a game-high 22 points in the win over Pepperdine, sporting a "perfect game" in the process. He was 5 of 5 from the field, including 2 of 2 from beyond the arc, and 10 of 10 from the free throw line. He's the only Colorado player since 1951-52 with at least five field goals and 10 free throws without a miss. Since the 1996-97 season, da Silva is the only Pac-12 player with those numbers and only one of 12 nationally. Da Silva had a 6 for 6 game from the field against Oregon State in 2020-21, but went 3 for 4 from the line finishing with 15 points.

GOLD STANDARD: Colorado is 90-6 in the Tad Boyle era when meeting the program's "Gold Standard" of holding an opponent to 40 percent or less from the field and having a plus-8 rebounding edge. The Buffaloes are 6-0 this season hitting those marks, most recently at Oregon State, holding the Beavers to 37.5 percent from the field while holding a plus-14 advantage on the boards (43-29).

RIGHT AT HOME: Colorado finished the home regular season with a 16-1 record at the CU Events Center, tying for the most regular season home wins in a season joining the 2015-16 (16-1) and 2013-14 (16-2) teams at that mark (the 2010-11 team won a school-record 18 home games, which included three postseason NIT victories).

Colorado started 13-0 at home for the first time in team history after defeating Arizona State on Feb. 8, eclipsing previous best of 12-straight to begin a season last achieved by the 1968-69 Big Eight Championship team which won all 12 of its games in that title season. Although the run came to an end against No. 8/8 Arizona two nights later, the 13-game home winning streak was the program's best since a 14-game span over two seasons from Feb. 17, 2010 to Jan. 15, 2011. Colorado's win over USC on Jan. 13 was the 500th at the facility in program history.

At the CU Events Center, the Buffaloes have won:

- 16 of 17 in 2023-24 (16-1)
- 29 of their last 35 (29-6)
- 52 of 65 (52-13)
- 65 of 81 (65-16)
- 80 of 98 (80-18)
- 92 of 113 (92-21)
- 113 of 138 (113-25)

In the **Tad Boyle** era, Colorado is 193-40 at home (.828). The Buffaloes are 506-191 (.726) all-time at the CUEC. The Buffaloes have won at least 10 games at home each of the last 15 seasons.

NONCONFERENCE NUMBERS: Colorado is 127-39 (.765) in nonconference regular season games under head coach **Tad Boyle** including an 80-22 mark (.784) since the beginning of the 2014-15 season.

Colorado is 96-8 (.923) in nonconference home games under Boyle, a record which includes a 7-2 mark in postseason action.

DA SILVA HONORS: Preseason honors for senior **Tristan da Silva**:

- One of 50 watch-list members for the Naismith Trophy and Wooden Award for National Player of the Year honors.

- One of 20 watch-list members for the 2024 Karl Malone Award, given to the nation's top power forward by the Naismith Basketball Hall of Fame.

- Preseason All-America Fourth Team by Blue Ribbon Yearbook.

- Preseason All-Pac-12 by The Almanac and that publication's 56th best player in the nation.

- Preseason Media All-Pac-12 Team.

- NCAA.com's top small forward and listed as one of the top 10 seniors in the nation overall.

Da Silva was a 2022-23 All-Pac-12 Conference First Team selection as a junior, leading Colorado at 15.9 points per game on just under 50 percent shooting. He led the Buffaloes with 54 3-point field goals and 44 steals while ranking second on the team in rebounding with 168.

Fans are encouraged to participate in Fan Voting for the Karl Malone Award at hoophallawards.com.

SIMPSON & WILLIAMS ALSO HONORED: Along with senior Tristan da Silva, junior **KJ Simpson** and freshman **Cody Williams** received recognition on the Preseason Pac-12 All-Conference teams. Simpson was named to the media's 10-member All-Pac-12 First Team. Williams earned honorable mention, receiving at least five votes from the media panel.

Simpson was named to The Almanac's Preseason All-Pac-12 Second Team and ranked as the 91st best player in the nation. Williams came in at No. 92 on The Almanac's Top 100 List.

HONORING BURDETTE "BURDIE" HALDORSON: Colorado is wearing a patch with the initials "BH" on their jerseys this season to honor Former All-American and CU Athletics Hall of Famer Burdette "Burdie" Haldorson who passed away on Oct. 13 at the age of 89.

As a senior in 1954-55, Haldorson led the Buffaloes to a 19-6 record, 11-1 in conference play and the Big Seven title by averaging 21.0 points and 13.8 rebounds per game (upping his averages from 16.7 and 9.0, respectively, from his junior season). He was a first-team All-Big Seven performer for the second straight year and was named a first-team All-American. CU eventually went on to finish third in the nation, losing in the Final Four to eventual champion San Francisco and the legendary Bill Russell. The Buffs defeated Iowa in the then-third place game to match the '42 team for the school's still highest finish ever in the NCAA tournament.

Haldorson's No. 22 is one of two retired Colorado Basketball jersey numbers.

For more on Haldorson: https://buffs.me/3tHkLYT

OPENERS: Colorado improved to 86-35 (.711) in all-time season openers and has won its last eight. The Buffaloes are 12-2 under head coach **Tad Boyle** and 39-5 in overall season openers since 1980-81.

The Buffaloes are 97-24 (.802) all-time in home openers, have won their last 16 and 22 of their last 23. Boyle's teams are 13-0 in home openers.

PRESEASON POLL: Colorado was picked to finish fifth in the annual Pac-12 Preseason Media Poll released Oct. 11. Arizona, which received 18 first place votes, was picked to win the league, followed by USC, UCLA, Oregon, Colorado and Arizona State.

Tad Boyle
Head Coach

14th Year at Colorado - 294-181 (.619)
18th as a Head Coach - 350-247 (.586)

- All-time leader in CU men's basketball coaching victories at 294.
- .619 winning percentage is second in school history (minimum 2 yrs).
- 193-40 record at home (.828).
- Owns 10 of CU's 14 20+ win seasons.
- Owns all five of the program's top-win seasons and seven of top eight.
- Has coached two of Colorado's seven winning streaks of 10 games or more
- 28-23 (.549) in postseason games (19-12 conference, 6-5 NIT, 2-5 NCAA, 1-1 CBI) over 12 years.
- .549 postseason winning percentage ranks first in school history.
- 17-11 in the Pac-12 Conference Tournament (.607).
- Advanced to the conference tournament semifinals six times (Pac-12: , 2022, 2021, 2019, 2014 & 2012; Big 12: 2011).
- Owns 19 of Colorado's 30 all-time conference tournament coaching wins.
- Seven NBA Draft picks in 13 years, including three first round.

2022-23: 18-17
- NIT Second Round
- Became CU's all-time leader in wins in program history.
- Head Coach USA Basketball U19 FIBA World Cup Team

2021-22: 21-12
- NIT First Round
- 4th in Pac-12; second straight Pac-12 Tournament bye; advancing to the semifinal round
- Four-year run with 88 wins, second best stretch in team history
- Head coach USA Basketball U18 FIBA Americas Team (Gold Medal)

2020-21: 23-9
- NCAA Second Round
- Pac-12 Tournament Runner-up
- Ranked in both AP/Coaches final polls for first time since 1996-97
- School-record 14 conference wins
- No. 9 in the Final NCAA Evaluation Tool

2019-20: 21-11
- Ranked for 13 weeks, peaking at No. 16 (AP) and No. 15 (Coaches) on Feb. 10.
- No. 25 in the Final NCAA Evaluation Tool
- NCAA postseason canceled due to the coronavirus pandemic

2018-19: 23-13
- NIT Quarterfinals
- 23 wins, tied for the third most in team history and one off school record.
- Pac-12 Tournament Semifinals - last Pac-12 program with at least one win in every Pac-12 Tournament since league expansion in 2011-12.

2017-18: 17-15
- 2018 Paradise Jam Champions
- Wins over two ranked teams, coming in back-to-back outings against No. 4/6 Arizona State and Arizona. First back-to-back wins over AP Top 15 teams in school history. Named NABC Division I Team of the Week

2016-17: 19-15
- NIT First Round
- School-record seventh-straight postseason tournament.
- Wins over three ranked teams including eventual Pac-12 champion and NCAA Final Four participant Oregon.
- Head Coach NABC All-Stars West squad at NCAA Final Four
- Assistant Coach USA U19 World Cup Team.

2015-16: 22-12
- NCAA Tournament Appearance (1st Round); seeded eighth
- Tied the school record for regular season wins (21) while the 22 overall wins tied for the fourth best mark in team history.
- 11-game win streak during non-conference play, the fifth longest in program history.

2014-15: 16-18
- College Basketball Invitational (CBI) quarterfinals.
- Named Team USA assistant coach for 2015 Pan American Games, July 21-25, Toronto (bronze medal).

2013-14: 23-12
- NCAA Tournament (1st Round); seeded eighth in the South Region, CU's highest NCAA Tournament seed.
- Nationally ranked 6-straight weeks, topping at No. 15 in Associated Press, CU's highest in any poll since 1996-97.
- Ranked in the Coaches' Poll 5-straight weeks (No. 17 - high).
- Set a school record for season total attendance (173,429), topping the previous high set during the 2012-13 season (155,884).
- Named one of three court coaches for the 2013 USA Basketball Men's World University Games training camp.

2012-13: 21-12
- NCAA Tournament (1st Round).
- Back-to-back NCAA Tournaments appearances (2011-12 & 2012-13) for the first time since 1961-62 & 1962-63 (50 years).
- First at-large invite since 2002-03.
- No. 19 Associated Press/USA Today Coaches' Poll (Nov. 26)
- AP No. 23 ranked (Nov. 19) - first time CU ranked in a major poll since earning back-to-back No. 25 rankings in 2005-06 Coaches Poll.

2011-12: 24-12
- NCAA Tournament (2nd Round), a school-first since 2002-03 - First CU head coach to win 20 or more games in his first two years; 48 wins, the best in school history in any two-span.
- Guided CU to Pac-12 Conference Championship winning four games in four days; first conference title since 1968-69.
- Just the 10th team from the "big six" conferences to win four games in four days en route to the conference title.
- National Association of Basketball Coaches (NABC) District 20 Coach of the Year (1st CU coach named).
- 11 Pac-12 Conference wins, most wins in season (1996-97; 11).

2010-11: 24-14
- School-best 24 wins in his first season at CU; School-best 18 home wins.
- Four attendance marks: sellouts a season (5); all games (140,284); conference total (78,472); conference average (9,809).
- NIT Final Four.
- Highest Big 12 Conference finish (5th) since 2005-06.
- Advanced to the Big 12 Tournament semifinals for the first time
- Named National Coach of the Week by The Hoops Report in its weekly awards for the week of Jan. 10-16, 2011.

Colorado Record Year-By-Year

Year	Conf.	Overall	Finish	Other
2010-11	8-8	24-14	t-5th/Big 12	NIT Semifinals
2011-12	11-7	24-12	t-5th/Pac-12	Tourn. Champs NCAA 2nd
2012-13	10-8	21-12	5th/Pac-12	NCAA 1st
2013-14	10-8	23-12	t-3rd/Pac-12	NCAA 1st
2014-15	7-11	16-18	t-8th/Pac-12	CBI Quarters
2015-16	10-8	22-12	5th/Pac-12	NCAA 1st
2016-17	8-10	19-15	7th/Pac-12	NIT 1st
2017-18	8-10	17-15	t-8th/Pac-12	
2018-19	10-8	23-13	t-4th/Pac-12	NIT Quarters
2019-20	10-8	21-11	t-5th/Pac-12	(No Postseason)
2020-21	14-6	23-9	3rd/Pac-12	NCAA 2nd
2021-22	12-8	21-12	4th/Pac-12	NIT 1st
2022-23	8-12	18-17	t-8th/Pac-12	NIT 2nd
2023-24	13-7	22-9	3rd/Pac-12	
Totals	**139-119**	**294-181**		

Previous Coaching Experience:
- Head Coach, Nothern Colorado (2006-10)

Year	Conf.	Overall	Finish	Other
2006-07	2-14	4-24	9th/Big Sky	1st Year In Big Sky
2007-08	6-10	13-16	7th/Big Sky	
2008-09	8-8	14-18	5th/Big Sky	1st Big Sky Tourn
2009-10	12-4	25-8	2nd/Big Sky	CIT Quarters

Assistant Coach, Wichita State (2000-06)
- 2006 Missouri Valley Champs, NCAA Sweet 16
- Three NIT's (2003-05)

Assistant Coach, Jacksonville State (1998-00)

Director of Operations, Tennessee (1997-98)
- NCAA Tournament

Assistant Coach, Oregon (1994-97)
- 1995 NCAA Tournament, 1997 NIT

0 Luke O'BRIEN

6-8 - 222 - Sr. - G
Littleton, Colo. (Columbine)

2023-24 (Senior): - Third on the team in blocked shots, fourth in steals and fifth in rebounding.

- 8th double-figure game of the season with 10 points at Oregon State, all coming in the first half.

- 9 points at USC, scored on a dunk with :03 remaining in regulation to send the game to overtime.

- 18 points on eight field goals made against Utah Tech, both career-highs.

- Scored in double-digits in four consecutive games for the first time in his career.

2022-23 (Junior):
- Team Most Improved and Stephane Pelle Rebounding Award winner.

- Led the Buffaloes in rebounding 12 times including 10 of the final 15 games.

- Led the Buffs and ranked 12th in the Pac-12 in rebounding during conference games (6.2 rpg). Ranked 16th in overall games (5.6 rpg).

- Career-high 14 rebounds against Seton Hall; most by a Buffalo in the NIT.

- Averaged a team-best 8.5 rebounds in two Pac-12 Tournament games.

- Second career double-double, and second in three games, with 13 points and 10 rebounds vs. Washington.

- Tied a career-high with three 3-pointers vs. Stanford. Shot a perfect 6 of 6 from 3-point range against the Cardinal in two games this season.

- Made first collegiate start vs. Tennessee.

2021-22 (Sophomore):
- One of five Buffs to appear in all 33 games.

- Had 30 offensive rebounds, tying for fourth on the team.

- Career highs in points (14), overall field goals (5) and 3-point field goals (3) at OSU. It was his first double-figure scoring game and his first game with multiple 3-pointers.

2020-21 (Freshman):
- Played in 10 games including both NCAA Tournament games.

Before CU/Personal:
- Named Colorado's Class 5A State Player of the Year as a senior, averaging 26.0 points, 12.0 rebounds, 3.0 assists and 2.0 blocks per game.

- Led the Rebels to a 21-5 record in 2020 and spot in the Class 5A State Tournament "Great 8" for the first time since 2011.

-A two-time Class 5A All-State First Team selection and two-time JeffCo League Player of the Year.

- Led the JeffCo League in scoring at 21 points per game in 2019 as the Rebels finished undefeated in conference play and advanced to the second round of the state tournament. Four-time All-JeffCo First Team pick.

- Holds Columbine career records for points, steals, rebounds, field goals made, 3-pointers made, free throws made and scoring average. Played six years for the Colorado Miners club program.

- Majoring in Communication at Colorado with a Business minor. Carried a 3.95 GPA in high school.

- His father, Steve, was a walk-on basketball player at CSU.

- Enjoys golf, bowling and video games and considers himself an above average golfer and bowler.

- The biggest moment of his prep career was scoring 33 points, including all 16 of his team's points in the fourth quarter, in a win over Boulder High School that sent Columbine to the State Tournament at the Denver Coliseum.

2023-24 GAME-BY-GAME

		Total		3-Pt				Reb.								
Team (Date)	**Min**	**FG-A**	**Pct**	**FGA**	**Pct**	**FT-A**	**Pct**	**O**	**D**	**T**	**F-O**	**A**	**TO**	**S**	**B**	**Pts**
TOWSON (11/6)	*19:55	3-7	.429	1-3	.333	0-0	.000	2	5	7	0	1	1	2	1	7
GRAMBLING STATE (11/10)	*25:32	4-9	.444	2-3	.667	0-1	.000	1	3	4	2	3	1	0	2	10
MILWAUKEE (11/14)	20:03	1-5	.200	0-1	.000	0-0	.000	1	4	5	2	3	1	0	1	2
vs. Richmond (11/20)	15:59	0-2	.000	0-0	.000	0-0	.000	1	0	1	0	1	0	1	0	0
vs. Florida State (11/21)	19:04	3-6	.500	0-0	.000	0-0	.000	1	2	3	1	0	3	1	0	6
IONA (11/26)	22:41	0-4	.000	0-3	.000	2-2	1.000	3	4	7	0	1	1	2	0	2
at #20/21 Colorado State (11/29)	24:38	2-5	.400	0-3	.000	0-0	.000	0	4	4	3	0	0	1	0	4
PEPPERDINE (12/3)	20:22	2-4	.500	0-1	.000	2-2	1.000	0	2	2	3	4	1	0	1	6
vs. #15/15 Miami (Fla.) (12/10)	21:40	4-6	.667	3-4	.750	2-2	1.000	3	2	5	2	2	3	2	1	13
NORTHERN COLORADO (12/15)	*26:09	5-14	.357	4-8	.500	0-0	.000	2	2	4	3	1	0	0	0	14
UTAH TECH (12/21)	*26:07	8-10	.800	2-3	.667	0-0	.000	1	3	4	2	1	0	0	0	18
*WASHINGTON (12/29)	*32:06	5-10	.500	1-2	.500	0-0	.000	2	7	9	4	1	2	1	1	11
*WASHINGTON STATE (12/31)	*31:42	1-4	.250	0-1	.000	1-2	.500	0	4	4	1	1	0	0	0	3
*at #10/10 Arizona (1/4)	*21:51	3-7	.429	1-2	.500	0-0	.000	0	3	3	1	0	0	1	0	7
*at Arizona State (1/6)	*25:25	1-3	.333	1-3	.333	0-2	.000	2	1	3	5-1	0	0	2	0	3
*at California (1/10)	19:22	1-2	.500	0-1	.000	0-0	.000	0	1	1	1	0	0	0	0	2
*USC (1/13)	16:00	1-3	.333	1-3	.333	2-2	1.000	1	2	3	2	1	0	2	0	5
*OREGON (1/18)	25:04	5-8	.625	0-3	.000	0-1	.000	0	4	4	1	1	1	2	0	10
*OREGON STATE (1/20)	*23:39	4-6	.667	1-1	1.000	1-2	.500	0	2	2	4	1	0	0	1	10
*at Washington (1/24)	25:36	3-6	.500	2-3	.667	0-0	.000	0	4	4	3	0	0	0	1	8
*at Washington State (1/27)	13:11	0-4	.000	0-1	.000	0-0	.000	0	1	1	3	0	0	0	0	0
*at Utah (2/3)		DNP														
*ARIZONA STATE (2/8)		DNP														
*ARIZONA (2/10)	14:04	2-4	.500	1-2	.500	0-0	.000	2	2	4	1	2	3	1	1	5
*at UCLA (2/15)	11:59	0-1	.000	0-1	.000	0-0	.000	1	1	2	2	2	0	0	0	0
*at USC (2/17)	30:25	3-4	.750	1-2	.500	2-2	1.000	1	3	4	2	1	1	0	1	9
*UTAH (2/24)	22:43	3-4	.750	2-3	.667	0-0	.000	2	2	4	1	1	0	1	0	8
*CALIFORNIA (2/28)	*28:39	2-7	.286	2-3	.667	0-0	.000	1	2	3	1	1	0	0	0	6
*STANFORD (3/3)	*24:17	1-3	.333	0-2	.000	1-2	.500	0	2	2	3	0	2	1	0	3
*at Oregon (3/7)	*26:27	2-4	.500	0-1	.000	2-4	.500	2	4	6	3	1	0	1	1	6
*at Oregon State (3/9)	*30:22	4-9	.444	2-5	.400	0-0	.000	1	3	4	4	2	1	0	0	10
Totals	**665:02**	**73-161**	**.453**	**27-68**	**.397**	**15-24**	**.625**	**30**	**79**	**109**	**60-1**	**32**	**21**	**21**	**12**	**188**
Pac-12	**422:52**	**41-89**	**.461**	**15-39**	**.385**	**9-17**	**.529**	**15**	**48**	**63**	**42-1**	**15**	**10**	**12**	**6**	**106**

Season Highs
Points - 18 vs. Utah Tech (12/21/23)
Rebounds - 9 vs. Washington (12/29/23)
Field Goals - 8 vs. Utah Tech (12/21/23)
FG Attempts - 14 vs. Northern Colorado (12/15/23)
3PT Field Goals - 4 vs. Northern Colorado (12/15/23)
3PT FG Attempts - 8 vs. Northern Colorado (12/15/23)
Free Throws - 2 six times (last at Oregon, 3/7/24)
FT Attempts - 4 at Oregon (3/7/24)
Assists - 4 vs. Pepperdine (12/3/23)
Blocks - 2 vs. Grambling State, (11/10/23)
Steals - 2 six times (last vs. Oregon, 1/18/24)
Minutes - 32:06 vs. Washington (12/29/23)

Career Highs
Points - 18 vs. Utah Tech (12/21/23)
Rebounds - 14 vs. Seton Hall (3/14/23)
Field Goals - 8 vs. Utah Tech (12/21/23)
FG Attempts - 14 vs. Northern Colorado (12/15/23)
3PT Field Goals - 4 vs. Northern Colorado (12/15/23)
3PT FG Attempts - 8 vs. Northern Colorado (12/15/23)
Free Throws - 4 vs. California (2/2/23)
FT Attempts - 6 vs. UCLA (2/26/23)
Assists - 4 four times (last vs. Pepperdine, 12/3/23)
Blocks - 3 vs. Utah Valley (3/19/23)
Steals - 4 vs. Maine (11/15/21)
Minutes - 36 vs. UCLA (2/26/23), at Arizona State (2/16/23)

Career Statistics

Year	**GP**	**GS**	**Min**	**Avg**	**FG**	**FGA**	**Pct**	**3FG**	**FGA**	**Pct**	**FT**	**FTA**	**Pct**	**Off**	**Def**	**Tot**	**Avg**	**PF**	**FO**	**A**	**TO**	**S**	**B**	**Pts**	**Avg**
2020-21	10	0	46	4.6	6	14	.429	2	7	.286	1	4	.250	3	4	7	0.7	4	0	2	0	1	0	15	1.5
2021-22	33	0	466	14.1	33	75	.440	12	26	.462	9	17	.529	30	61	91	2.8	45	0	25	19	13	3	87	2.6
2022-23	33	10	750	22.7	76	179	.425	23	79	.291	28	40	.700	56	129	185	5.6	72	1	34	28	22	16	203	6.2
2023-24	29	13	665	22.9	73	161	.453	27	68	.397	15	24	.625	30	79	109	3.8	60	1	32	21	21	12	188	6.5
Totals	**105**	**23**	**1927**	**18.4**	**188**	**429**	**.438**	**64**	**180**	**.356**	**53**	**85**	**.624**	**119**	**273**	**392**	**3.7**	**181**	**2**	**93**	**68**	**57**	**31**	**493**	**4.7**

1 J'Vonne **Hadley**

6-6 - 205 - Sr. - G
St. Paul, Minn. (Cretin-Derham Hall/ Northeastern/Indian Hills CC)

2023-24 (Senior): Pac-12 Player of the Week on March 11, averaging 17.5 points, 9.5 rebounds and shooting 63.2 percent in the road sweep of Oregon and OSU.

- Third career double-double with 20 points and a career-high 12 rebounds at Oregon.

- 4-of-4 from 3-point range at Oregon, career highs in both 3s made and attempted and most by a Buffalo without a miss in the last two years.

- Shooting 62.5 percent over the last six games (35-for-56).

- Second on the team in rebounding and shooting.

- On the Pac-12 charts ranks sixth in field goal percentage, seventh in free throw accuracy (.836), ninth in rebounding and minutes (33.8 mpg) and 10th in defensive boards (4.7 drpg).

2022-23 (Junior):
- Missed the final 11 games of the season with a right hand injury.

- Matched career-best 10 rebounds at UCLA along with a personal-high four steals.

- Led CU in rebound average and shooting and was fifth in steals.

- Led Colorado with 16 points and eight rebounds in his Buffs debut.

2021-22 (Sophomore, Indian Hills CC): Earned NJCAA Division I First Team All-America honors, averaging 10.9 points and a team-best 6.2 rebounds per game while shooting 54.8 percent from the field.

- Helped the Warriors to a 27-6 overall record, the NJCAA Region XI regular season title, the region championship and the NJCAA North Central District Championship.

- He was the Iowa Community College Athletic Conference Player of the Year and earned All-Region XI First Team honors.

2020-21 (Freshman, Northeastern): Appeared in 13 games for the Huskies, totaling 11 points and 13 rebounds. Scored a season-best five points at Hofstra (1/7).

Personal: A 2020 graduate of Cretin Derham-Hall High School, he played his first three years at Mahtomedi High School.

- Led his teams to four conference championships, two sectional titles and two state appearances.

- Named a finalist (top eight) for the Mr. Minnesota Basketball award as a senior.

- A four-time all-conference and two-time all-state first team selection. Scored 54 points in a game as a sophomore at Mahtomedi, breaking the school record.

- Lettered three times in football, as a wide receiver, earning a all-conference, all-area and all-district honors each season.

- Majoring in Sociology at Colorado. Named to the 2021-22 NJCAA Region XI All-Academic First Team.

- A cousin, Stephanie Anderson, was a member of the USA Ice Hockey team that won Gold at the 2015 IIHF World Championships.

- Grew up playing Youth and AAU basketball with Jalen Suggs and Chet Holmgren, both NBA Draft Lottery Picks.

- Has been active in his community, volunteering at basketball camps, food shelters, trash pick-up venture among others.

- He can communicate in American Sign Language. He is ambidextrous; writes with his left and does everything else right handed.

- Enjoys watching movies, television and documentaries as well as going on walks and bike rides and being involved with nature.

2023-24 GAME-BY-GAME

		Total		3-Pt				Reb.								
Team (Date)	**Min**	**FG-A**	**Pct**	**FGA**	**Pct**	**FT-A**	**Pct**	**O**	**D**	**T**	**F-O**	**A**	**TO**	**S**	**B**	**Pts**
TOWSON (11/6)	*26:51	5-7	.714	0-0	.000	3-4	.750	1	8	9	3	3	1	1	1	13
GRAMBLING STATE (11/10)	*30:30	5-8	.625	0-0	.000	7-9	.778	4	4	8	2	4	1	1	0	17
MILWAUKEE (11/14)	*28:08	2-4	.500	0-0	.000	2-2	1.000	0	3	3	2	2	1	0	0	6
vs. Richmond (11/20)	*35:28	1-4	.250	0-1	.000	4-4	1.000	2	4	6	1	3	1	4	1	6
vs. Florida State (11/21)	*37:07	3-4	.750	0-0	.000	2-3	.667	3	4	7	3	1	2	2	0	8
IONA (11/26)	*25:59	5-8	.625	0-1	.000	2-2	1.000	2	0	2	2	2	3	0	0	12
at #20/21 Colorado State (11/29)	*24:02	3-6	.500	0-1	.000	0-0	.000	2	5	7	4	0	1	0	0	6
PEPPERDINE (12/3)	*22:59	2-6	.333	0-1	.000	1-1	1.000	0	7	7	3	2	3	2	1	5
vs. #15/15 Miami (Fla.) (12/10)	*34:30	5-7	.714	0-0	.000	1-3	.333	1	5	6	2	4	0	2	0	11
NORTHERN COLORADO (12/15)	*30:09	6-9	.667	0-1	.000	3-4	.750	2	3	5	0	6	2	2	0	15
UTAH TECH (12/21)	*29:03	4-9	.444	0-0	.000	3-4	.750	1	3	4	2	4	2	3	0	11
*WASHINGTON (12/29)	*33:08	5-13	.385	1-3	.333	0-0	.000	1	3	4	3	1	1	1	0	11
*WASHINGTON STATE (12/31)	*35:43	4-7	.571	2-2	1.000	2-2	1.000	2	2	4	1	3	0	0	1	12
*at #10/10 Arizona (1/4)	*32:48	2-4	.500	1-1	1.000	2-2	1.000	1	1	2	0	3	1	1	0	7
*at Arizona State (1/6)	*36:44	6-7	.857	1-1	1.000	6-6	1.000	1	4	5	2	1	0	1	1	19
*at California (1/10)	*35:21	3-6	.500	0-0	.000	0-2	.000	2	6	8	0	2	1	1	0	6
*USC (1/13)	*34:50	7-11	.636	1-3	.333	0-0	.000	0	9	9	2	3	0	1	0	15
*OREGON (1/18)	*32:03	2-4	.500	1-2	.500	6-6	1.000	1	5	6	3	2	0	1	2	11
*OREGON STATE (1/20)		DNP														
*at Washington (1/24)	*33:46	8-10	.800	1-1	1.000	7-8	.875	2	1	3	0	1	1	2	1	24
*at Washington State (1/27)	*34:43	1-6	.167	0-1	.000	0-0	.000	2	5	7	1	0	0	1	0	2
*at Utah (2/3)	*35:33	5-10	.500	0-1	.000	5-6	.833	0	5	5	1	1	2	1	0	15
*ARIZONA STATE (2/8)	*36:15	5-8	.625	2-2	1.000	7-7	1.000	1	10	11	1	1	2	2	0	19
*ARIZONA (2/10)	*37:43	2-5	.400	1-3	.333	8-8	1.000	2	4	6	4	0	2	0	1	13
*at UCLA (2/15)	*35:49	3-8	.375	0-0	.000	2-4	.500	0	3	3	2	3	1	0	0	8
*at USC (2/17)	*47:21	5-8	.625	0-0	.000	3-3	1.000	2	8	10	1	2	5	2	0	13
*UTAH (2/24)	*33:16	7-10	.700	1-2	.500	5-6	.833	1	8	9	1	4	0	0	0	20
*CALIFORNIA (2/28)	*38:36	4-8	.500	0-0	.000	5-7	.714	1	3	4	2	3	3	0	0	13
*STANFORD (3/3)	*38:49	7-11	.636	1-3	.333	0-1	.000	2	4	6	0	4	1	1	1	15
*at Oregon (3/7)	*38:00	8-11	.727	4-4	1.000	0-0	.000	2	10	12	0	1	2	0	0	20
*at Oregon State (3/9)	*38:17	4-8	.500	1-2	.500	6-6	1.000	3	4	7	0	3	0	0	0	15
Totals	**1013:31**	**129-227**	**.568**	**18-36**	**.500**	**92-110**	**.836**	**44**	**141**	**185**	**48**	**69**	**39**	**32**	**10**	**368**
Pac-12	**688:45**	**88-155**	**.568**	**18-31**	**.581**	**64-74**	**.865**	**26**	**95**	**121**	**24**	**38**	**22**	**15**	**7**	**258**

Season Highs
Points - 24 at Washington (1/24/24)
Rebounds - 12 at Oregon (3/7/24)
Field Goals - 8 at Oregon (3/7/24), at Washington (1/24/24)
FG Attempts - 13 vs. Washington (12/29/23)
3PT Field Goals - 4 at Oregon (3/7/24)
3PT FG Attempts - 4 at Oregon (3/7/24)
Free Throws - 8 vs. Arizona (2/10/24)
FT Attempts - 9 vs. Grambling State (11/10/23)
Assists - 6 vs. Northern Colorado (12/15/23)
Blocks - 2 vs. Oregon (1/18/24)
Steals - 4 vs. Richmond (11/20/23)
Minutes - 47:21 at USC (2/17/24)

CU Highs
Points - 24 at Washington (1/24/24)
Rebounds - 12 at Oregon (3/7/24)
Field Goals - 8 three times (last at Oregon, 3/7/24)
FG Attempts - 13 vs. Washington (12/29/23)
3PT Field Goals - 4 at Oregon (3/7/24)
3PT FG Attempts - 4 at Oregon (3/7/24)
Free Throws - 8 vs. Arizona (2/10/24)
FT Attempts - 9 vs. Grambling State (11/10/23)
Assists - 6 vs. Northern Colorado (12/15/23)
Blocks - 3 vs. Tennessee (11/13/22)
Steals - 4 vs. Richmond (11/20/23), at UCLA (1/14/23)
Minutes - 47:21 at USC (2/17/24)

Career Statistics (NCAA)

Year	GP	GS	Min	Avg	FG	FGA	Pct	3FG	FGA	Pct	FT	FTA	Pct	Off	Def	Tot	Avg	PF	FO	A	TO	S	B	Pts	Avg
NU '20-21	13	0	79	6.1	5	17	.294	1	6	.167	0	1	.000	3	10	13	1.0	6	0	1	1	0	1	11	0.8
2022-23	22	19	565	25.7	73	139	.525	0	1	.000	29	52	.558	53	76	129	5.9	42	0	29	25	24	12	175	8.0
2023-24	30	30	1014	33.8	129	227	.568	18	36	.500	92	110	.836	44	141	185	6.2	48	0	69	39	32	10	368	12.3
D1 Totals	**65**	**49**	**1658**	**25.5**	**207**	**383**	**.540**	**19**	**43**	**.442**	**121**	**163**	**.742**	**100**	**227**	**327**	**5.0**	**96**	**0**	**99**	**65**	**56**	**23**	**554**	**8.5**

2 KJ SIMPSON

6-2 - 189 - Jr. - G

Panorama City, Calif. (Chaminade)

2023-24 (Junior): All-Pac-12 First Team and honorable mention to the All-Defensive Team.

- Wooden Award Late Season Top 20 Watch List, Naismith Trophy Midseason Team (Top 30), USBWA Oscar Robertson Trophy & All-America Watch List (Top 40).

- Averaging 23.2 points, 6.0 assists and 5.7 rebounds over the last six games. Shooting 51.2 percent from 3-point range (21-of-41) in that span.

- Averaging 40.3 minutes played the last six game. Has played 178:33 of 180:00 over the last four, including a stretch of 111:38 straight minutes.

- Pac-12 Player of the Week on Feb. 26.

- 9th in scoring, 11th in assists and 16th in steals on CU's single-season charts.

- Only major conference player that averages 19.0 points, 5.0 rebounds, 4.0 assists.

- Leads all major conference players listed at 6' 2" or under in rebounding during conference games (3rd in overall games).

- 18 20-point games, most since Alec Burks in 2010-11 (24).

- Career-high 34 points vs. WSU. Most by a Buff since 2017 (Derrick White). Second career double-double (21 pts, 10 reb) vs. Washington.

- In the Pac-12 ranks first in assist-to-turnover ratio (2.3), second in scoring, 3-point percentage (.451) and assists, third in steals, fourth in free throw shooting (.865), sixth in minutes (34.4 mpg), 11th in defensive rebounds (4.7 drpg) and 16th in overall rebounding and shooting (.488)

- Sunshine Slam All-Tournament Team; Preseason All-Pac-12 First Team (media).

2022-23 (Sophomore):
- All-Pac-12 Second Team; Two-time Pac-12 Player of the Week (Nov. 14 & Jan. 2).

- On the Pac-12 charts ranked fifth in free throw percentage (.817), sixth in steals, seventh in scoring and assist and 13th in minutes played (31.8 mpg) and assist-to-turnover ratio (1.5).

- Missed the final five games (illness).

- Six steals against Texas A&M setting a Myrtle Beach Invitational record.

- First double-double; a then-career-high 23 points and 10 rebounds vs. Tennessee.

- Earned honorable mention to the media's Preseason All-Pac-12 Team.

2021-22 (Freshman):
- All-Pac-12 Freshman Team.

- McKinley Wright IV Assist Award winner, leading the Buffaloes with 86 on the season and tied for the eighth most in a season by a CU freshman.

- Career and team season-high six assists vs. Oregon in the Pac-12 Tournament.

- Led or shared the team lead in assists 15 times. Led the Buffaloes in steals.

- Two-time Pac-12 Freshman of the Week (Nov. 29, Feb. 21).

- 11th in the Pac-12 in free throw shooting during conference play.

Before CU/Personal:
- Averaged 24 points, 10 rebounds, eight assists, five steals, and four blocks while shooting 68 percent over his career.

- Guided the Eagles to the 2020-21 CIF Southern Section Championship.

- He is the all-time leading scorer at Chaminade with 2,345 points and tied the record for most steals in a game with 11.

- Named the Mission League MVP, as well as CIF Division I Player of the Year. He is a three-time First Team All-State selection.

- Overall the 88th ranked player in the Class of 2021 in 247Sports' composite national rankings along with being the seventh-best combo guard in the nation and the sixth overall prospect from the state of California. Rated as the 85th best player in the nation by Rivals.

- Majoring in Communication at Colorado with a Leadership minor.

- Graduated high school with a 4.0 GPA.

- Fluent in Spanish, he can also draw and edit videos.

2023-24 GAME-BY-GAME

		Total		3-Pt				Reb.								
Team (Date)	**Min**	**FG-A**	**Pct**	**FGA**	**Pct**	**FT-A**	**Pct**	**O**	**D**	**T**	**F-O**	**A**	**TO**	**S**	**B**	**Pts**
TOWSON (11/6)	*25:56	7-9	.778	3-4	.750	5-5	1.000	0	3	3	1	3	0	1	0	22
GRAMBLING STATE (11/10)	*26:41	6-13	.462	0-4	.000	0-0	.000	2	5	7	2	8	1	3	0	12
MILWAUKEE (11/14)	*21:01	7-9	.778	3-4	.750	6-7	.857	0	2	2	2	6	1	2	0	23
vs. Richmond (11/20)	*26:53	6-11	.545	2-4	.500	9-10	.900	0	3	3	3	2	3	0	0	23
vs. Florida State (11/21)	*37:54	5-22	.227	1-6	.167	4-5	.800	3	6	9	4	3	1	1	0	15
IONA (11/26)	*28:29	4-7	.571	0-3	.000	7-8	.875	0	6	6	1	5	1	1	0	15
at #20/21 Colorado State (11/29)	*35:13	9-13	.692	3-4	.750	9-9	1.000	1	2	3	3	4	2	2	0	30
PEPPERDINE (12/3)	*25:56	6-7	.857	2-2	1.000	1-1	1.000	0	3	3	1	4	2	1	0	15
vs. #15/15 Miami (Fla.) (12/10)	*33:14	8-13	.615	2-3	.667	2-2	1.000	1	2	3	1	5	1	4	0	20
NORTHERN COLORADO (12/15)	*28:56	9-12	.750	1-3	.333	2-2	1.000	1	4	5	2	4	2	5	0	21
UTAH TECH (12/21)	*35:38	8-14	.571	5-8	.625	2-3	.667	1	4	5	2	6	4	3	0	23
*WASHINGTON (12/29)	*39:11	6-14	.429	1-3	.333	8-12	.667	0	10	10	3	7	1	3	0	21
*WASHINGTON STATE (12/31)	*37:25	10-18	.556	1-3	.333	13-14	.929	0	2	2	3	2	3	1	0	34
*at #10/10 Arizona (1/4)	*32:42	5-17	.294	0-3	.000	0-0	.000	1	6	7	1	2	8	0	0	10
*at Arizona State (1/6)	*40:00	8-17	.471	3-6	.500	4-5	.800	0	5	5	2	4	3	0	0	23
*at California (1/10)	*28:49	5-13	.385	2-4	.500	0-0	.000	2	3	5	4	3	1	2	0	12
*USC (1/13)	*27:15	4-11	.364	1-1	1.000	0-0	.000	3	2	5	2	4	2	3	0	9
*OREGON (1/18)	*35:43	7-15	.467	3-5	.600	5-5	1.000	1	4	5	3	5	1	3	0	22
*OREGON STATE (1/20)	*30:04	4-8	.500	1-2	.500	4-4	1.000	1	6	7	3	4	1	1	0	13
*at Washington (1/24)	*38:41	3-10	.300	0-2	.000	10-11	.909	1	7	8	2	8	5	3	1	16
*at Washington State (1/27)	*39:20	7-11	.636	3-5	.600	8-8	1.000	1	7	8	3	2	3	1	0	25
*at Utah (2/3)	*39:41	10-22	.455	3-8	.375	2-2	1.000	2	7	9	3	3	1	2	0	25
*ARIZONA STATE (2/8)	*35:04	5-14	.357	2-7	.286	5-6	.833	0	6	6	2	8	4	0	0	17
*ARIZONA (2/10)	*37:34	7-16	.438	0-4	.000	6-6	1.000	0	4	4	3	9	1	2	0	20
*at UCLA (2/15)	*38:11	1-7	.143	1-3	.333	1-2	.500	1	6	7	3	5	3	1	1	4
*at USC (2/17)	*47:51	9-17	.529	6-9	.667	6-8	.750	3	6	9	4	5	2	0	0	30
*UTAH (2/24)	*35:19	10-15	.667	5-8	.625	3-3	1.000	0	4	4	3	3	1	1	0	28
*CALIFORNIA (2/28)	*39:54	8-15	.533	2-5	.400	9-11	.818	0	7	7	3	8	2	4	0	27
*STANFORD (3/3)	*40:00	8-17	.471	5-9	.556	1-2	.500	0	4	4	4	7	3	1	0	22
*at Oregon (3/7)	*40:00	7-17	.412	0-5	.000	3-4	.750	0	6	6	3	6	2	2	0	17
*at Oregon State (3/9)	*38:39	6-16	.375	3-5	.600	0-1	.000	1	3	4	2	7	2	0	0	15
Totals	**1067:13**	**205-420**	**.488**	**64-142**	**.451**	**135-156**	**.865**	**26**	**145**	**171**	**78**	**152**	**67**	**53**	**2**	**609**
Pac-12	**741:22**	**130-290**	**.448**	**42-97**	**.433**	**88-104**	**.846**	**17**	**105**	**122**	**56**	**102**	**49**	**30**	**2**	**390**

Season Highs
Points - 34 vs. Washington State (12/31/23)
Rebounds - 10 vs. Washington (12/29/23)
Field Goals - 10 three times (last vs. Utah, 2/24/24)
FG Attempts - 22 at Utah (2/3/24), vs. Florida State (11/21/23)
3PT Field Goals - 6 at USC (2/17/24)
3PT FG Attempts - 9 vs. Stanford (3/3/24), at USC (2/17/24)
Free Throws - 13 vs. Washington State (12/31/23)
FT Attempts - 14 vs. Washington State (12/31/23)
Assists - 9 vs. Arizona (2/10/24)
Blocks - 1 at UCLA (2/15/24), at Washington (1/24/24)
Steals - 5 vs. Northern Colorado (12/15/23)
Minutes - 47:51 at USC (2/17/24)

Career Highs
Points - 34 vs. Washington State (12/31/23)
Rebounds - 10 vs. Washington (12/29/23), vs. Tennessee (11/13/22)
Field Goals - 11 at Stanford (12/29/22), vs. Texas A&M (11/18/22)
FG Attempts - 23 at Stanford (12/29/22)
3PT Field Goals - 6 at USC (2/17/24)
3PT FG Attempts - 10 vs. Arizona State (12/1/22)
Free Throws - 13 vs. Washington State (12/31/23)
FT Attempts - 14 vs. Washington State (12/31/23)
Assists - 9 vs. Arizona (2/10/24)
Blocks - 2 at Washington (12/4/22)
Steals - 6 vs. Texas A&M (11/18/22)
Minutes - 47:51 at USC (2/17/24)

Career Statistics

Year	GP	GS	Min	Avg	FG	FGA	Pct	3FG	FGA	Pct	FT	FTA	Pct	Off	Def	Tot	Avg	PF	FO	A	TO	S	B	Pts	Avg
2021-22	32	1	683	21.4	77	204	.377	17	67	.254	65	85	.765	12	69	81	2.5	46	0	86	69	26	4	236	7.4
2022-23	29	28	923	31.8	158	399	.396	37	134	.276	107	131	.817	22	102	124	4.3	54	0	111	74	43	5	460	15.9
2023-24	31	31	1067	34.4	205	420	.488	64	142	.451	135	156	.865	26	145	171	5.5	78	0	152	67	53	2	609	19.6
Totals	**92**	**60**	**2673**	**29.1**	**440**	**1023**	**.430**	**118**	**343**	**.344**	**307**	**372**	**.825**	**60**	**316**	**376**	**4.1**	**178**	**0**	**349**	**210**	**122**	**11**	**1305**	**14.2**

3 Julian HAMMOND III

6-2 - 193 - Jr. - G

Denver, Colo. (Cherry Creek)

2023-24 (Junior): Averaging 7.0 points over his last six games after scoring just six points in the four games prior to that.

- Ranks ninth in the Pac-12 in 3-point shooting.

- Third on the team in 3-pointers made and fifth in assists.

2022-23 (Sophomore):
- Career-high 21 points in the Pac-12 Tournament win over Washington.

- Co-led the Buffs in scoring in two tournament games at 17.5 ppg.

- Career-high six assists vs. UCLA in the Pac-12 Tournament

- 15 points, 5 assists, 5 steals vs. Utah. Only 15-5-5 game in the Pac-12 this year and first by a Buff in 15 years (Marcus Hall, 2008).

- Made his first 16 free throws during conference play.

- Second on the team in assists, third in steals and 3-pointers made.

- Averaged 15.2 points, 4.2 assists and 3.0 rebounds while shooting 50 percent in five starts.

2021-22 (Freshman):
- Co-winner of team's Most Improved Player Award.

- Dished out 17 of his season's 32 assists over the final six games (2.8 apg). Had a career-high five in the Pac-12 semis vs. Arizona.

- Pac-12 Freshman of the Week on Jan. 10 averaging 8.0 ppg, 2.5 rpg, 2.0 spg & 2.0 apg.

- Career-high 14 points against Washington, hitting 5 of 7 from the field including all four 3-point attempts.

- Set career-highs with five rebounds, four assists and four steals vs. Washington State. The four steals tied the team season high.

Before CU/Personal:
- Averaged 19.4 points, 5.6 rebounds and 1.9 steals over four seasons in high school.

- 2020-21 Colorado Gatorade Player of the Year and the CSHAA Class 5A Player of the Year, averaging 22.4 points, 5.5 rebounds, 3.8 assists and 2.3 steals; shooting 51 percent overall and 41 percent from 3-point rage.

- He helped the Bruins to a 17-1 record, a Centennial Conference championship and a trip to the state semifinals.

- Two-time all-state and Centennial Conference Player of the Year and a three-time all-conference honoree.

- Led the Bruins to a 19-5 record in 2019-20, averaging 21.9 points, 7.0 rebounds and 3.6 assists per game.

- Holds Cherry Creek records for career points and 3-pointers made.

- A two-time all-state and all-conference performer at quarterback for the Cherry Creek football team.

- Led the Bruins to a pair of state championships and had a 23-0 record as a starter.

- 247Sports listed him as the top player in the state of Colorado and the 25th best combo guard in the nation.

- Played club basketball for the Chauncey Billups Elite (now known as College Bound Elite). His U15 team was once ranked No. 18 nationally.

- Majoring in Communication at Colorado with a Leadership minor.

- He is the son of Ruby and Julian Hammond II, who both also played basketball at Cal Poly and Loyola Marymount.

- Grandfather, Julian Hammond, Sr., played for the Denver Rockets of the ABA from 1967-72.

- Was recruited by Northern Colorado for both football and basketball, Denver and Wyoming for basketball and Idaho and Montana State for football.

2023-24 GAME-BY-GAME

		Total		3-Pt				Reb.								
Team (Date)	**Min**	**FG-A**	**Pct**	**FGA**	**Pct**	**FT-A**	**Pct**	**O**	**D**	**T**	**F-O**	**A**	**TO**	**S**	**B**	**Pts**
TOWSON (11/6)	22:32	3-6	.500	1-2	.500	0-1	.000	1	1	2	2	4	1	0	0	7
GRAMBLING STATE (11/10)	23:20	5-8	.625	4-7	.571	0-0	.000	0	0	0	3	6	2	2	0	14
MILWAUKEE (11/14)	21:24	5-10	.500	2-4	.500	2-2	1.000	1	0	1	2	4	1	0	1	14
vs. Richmond (11/20)	18:57	0-2	.000	0-1	.000	5-5	1.000	1	0	1	2	0	2	0	1	5
vs. Florida State (11/21)	21:10	3-7	.429	3-6	.500	0-0	.000	1	0	1	4	1	1	0	0	9
IONA (11/26)	24:35	4-6	.667	2-4	.500	1-2	.500	0	3	3	1	0	1	0	0	11
at #20/21 Colorado State (11/29)	20:55	4-4	1.000	0-0	.000	1-1	1.000	2	2	4	1	1	4	0	0	9
PEPPERDINE (12/3)	24:39	4-6	.667	1-3	.333	1-3	.333	0	3	3	2	4	1	1	0	10
vs. #15/15 Miami (Fla.) (12/10)	*30:39	5-9	.556	1-4	.250	0-0	.000	0	0	0	3	3	2	1	0	11
NORTHERN COLORADO (12/15)	23:34	3-9	.333	2-4	.500	2-2	1.000	4	2	6	1	0	4	0	0	10
UTAH TECH (12/21)	19:31	3-5	.600	1-2	.500	0-0	.000	0	3	3	0	3	0	0	0	7
*WASHINGTON (12/29)	*29:06	4-8	.500	3-6	.500	0-0	.000	0	5	5	3	2	4	0	0	11
*WASHINGTON STATE (12/31)	*30:54	4-7	.571	1-1	1.000	0-0	.000	0	6	6	1	2	3	2	1	9
*at #10/10 Arizona (1/4)	*14:46	1-6	.167	0-2	.000	0-0	.000	0	0	0	0	2	1	1	0	2
*at Arizona State (1/6)		DNP														
*at California (1/10)		DNP														
*USC (1/13)	20:31	1-5	.200	0-2	.000	0-0	.000	0	2	2	1	1	1	0	0	2
*OREGON (1/18)	11:20	0-3	.000	0-0	.000	0-0	.000	0	2	2	0	1	1	1	0	0
*OREGON STATE (1/20)	23:03	1-6	.167	0-2	.000	0-0	.000	0	1	1	3	5	2	1	0	2
*at Washington (1/24)	9:00	0-1	.000	0-1	.000	2-2	1.000	0	2	2	2	0	1	0	0	2
*at Washington State (1/27)	18:15	4-10	.400	2-4	.500	0-0	.000	0	0	0	2	0	0	0	0	10
*at Utah (2/3)	*30:59	3-9	.333	1-4	.250	0-0	.000	3	2	5	1	4	0	2	0	7
*ARIZONA STATE (2/8)	21:25	3-6	.500	1-3	.333	2-2	1.000	0	1	1	1	0	0	0	0	9
*ARIZONA (2/10)	17:34	2-5	.400	2-4	.500	3-5	.600	1	4	5	0	0	4	1	0	9
*at UCLA (2/15)	15:07	1-3	.333	0-2	.000	0-0	.000	0	2	2	0	1	2	1	0	2
*at USC (2/17)	13:38	2-4	.500	1-2	.500	0-0	.000	2	2	4	2	0	1	0	0	5
*UTAH (2/24)		DNP														
*CALIFORNIA (2/28)		DNP														
*STANFORD (3/3)		DNP														
*at Oregon (3/7)		DNP														
*at Oregon State (3/9)		DNP														
Totals	**506:54**	**65-145**	**.448**	**28-70**	**.400**	**19-25**	**.760**	**16**	**43**	**59**	**37**	**44**	**39**	**13**	**3**	**177**
Pac-12	**255:39**	**26-73**	**.356**	**11-33**	**.333**	**7-9**	**.778**	**6**	**29**	**35**	**16**	**18**	**20**	**9**	**1**	**70**

Season Highs
Points - 14 vs. Milwaukee (11/14/23), vs. Grambling State (11/10/23)
Rebounds - 6 vs. Washington State (12/31/23), vs. Northern Colorado (12/15/23)
Field Goals - 5 three times (last vs. Miami, 12/10/23)
FG Attempts - 10 at Washington State (1/27/24), vs. Milwaukee (11/14/23)
3PT Field Goals - 4 vs. Grambling State (11/10/23)
3PT FG Attempts - 7 vs. Grambling State (11/10/23)
Free Throws - 5 vs. Richmond (11/20/23)
FT Attempts - 5 vs. Arizona (2/10/24), vs. Richmond (11/20/23)
Assists - 6 vs. Grambling State (11/10/23)
Blocks - 1 three times (last vs. WSU, 12/31/23)
Steals - 2 three times (last at Utah, 2/3/24)
Minutes - 30:59 at Utah (2/3/24)

Career Highs
Points - 21 vs. Washington (3/8/23)
Rebounds - 6 vs. Washington State (12/31/23), vs. Northern Colorado (12/15/23)
Field Goals - 7 vs. Washington (3/8/23)
FG Attempts - 12 vs. Washington (3/8/23), vs. Utah (3/4/23)
3PT Field Goals - 4 vs. Grambling State (11/10/23), vs. Washington (1/9/21)
3PT FG Attempts - 7 vs. Grambling State (11/10/23)
Free Throws - 8 vs. Washington (1/19/23)
FT Attempts - 8 vs. Washington (1/19/23)
Assists - 6 vs. Grambling State (11/10/23), vs. UCLA (3/9/23)
Blocks - 1 eight times (last vs. WSU, 12/31/23)
Steals - 5 vs. Utah (3/4/23)
Minutes - 37 vs. Seton Hall (3/14/23)

Career Statistics

Year	GP	GS	Min	Avg	FG	FGA	Pct	3FG	FGA	Pct	FT	FTA	Pct	Off	Def	Tot	Avg	PF	FO	A	TO	S	B	Pts	Avg
2021-22	29	5	363	12.5	27	77	.351	17	41	.415	15	20	.750	8	42	50	1.7	21	0	32	27	16	2	86	3.0
2022-23	35	5	714	20.4	81	203	.399	26	78	.333	52	64	.813	18	57	75	2.1	46	0	71	58	29	3	240	6.9
2023-24	24	5	507	21.1	65	145	.448	28	70	.400	19	25	.760	16	43	59	2.5	37	0	44	39	13	3	177	7.4
Totals	**88**	**15**	**1584**	**18.0**	**173**	**425**	**.407**	**71**	**189**	**.376**	**86**	**109**	**.789**	**42**	**142**	**184**	**2.1**	**104**	**0**	**147**	**124**	**59**	**8**	**503**	**5.7**

5 RJ SMITH

6-3 - 186 - Fr. - G
Chino, Calif. (Damien)

2023-24 (Redshirt Freshman): Will miss the remainder of the season with a lower leg inury.

- First career double-digit game with 11 points on 3 of 4 from 3-point range against Milwaukee.

- Made his collegiate debut against Towson.

2022-23 (Freshman): Sat out the season as a redshirt in the Colorado basketball program.

Before CU/Personal: A 2022 graduate of Damien High School.

- Averaged 15.7 points, 7.0 rebounds and 7.0 assists over his four-year career with the Spartans.

- He is the school's all-time leader in steals (260) and wins (112) and is second in career rebounds (824) and third in points (1,777).

- Helped Damien to the 2022 CIF State Division I championship and Baseline League title with a 32-4 record.

- A four-time All-CIF and Baseline League First Team pick. Named the 2022 Baseline League and San Gabriel Valley Tribune MVP.

- Selected to the All-CIF State Southern Section First Team.

- Played two years of club basketball with Prodigy out of Rancho Cucumonga, Calif.

- Majoring in Psychology at Colorado. Was an Honor Roll student at Damien.

- His mother, Monica Smith, played basketball at Cal State Los Angeles.

- Enjoys listening to music, watching movies and playing basketball.

- Favorite team is the Los Angeles Lakers.

- He can juggle.

2023-24 GAME-BY-GAME

		Total		3-Pt				Reb.								
Team (Date)	**Min**	**FG-A**	**Pct**	**FGA**	**Pct**	**FT-A**	**Pct**	**O**	**D**	**T**	**F-O**	**A**	**TO**	**S**	**B**	**Pts**
TOWSON (11/6)	13:46	0-1	.000	0-1	.000	0-0	.000	0	2	2	0	1	1	1	0	0
GRAMBLING STATE (11/10)	20:40	1-3	.333	1-3	.333	3-3	1.000	0	1	1	3	1	1	0	0	6
MILWAUKEE (11/14)	17:40	3-5	.600	3-4	.750	2-2	1.000	0	1	1	1	0	0	0	0	11
vs. Richmond (11/20)	6:16	1-1	1.000	1-1	1.000	0-0	.000	0	1	1	1	1	1	0	0	3
vs. Florida State (11/21)	5:57	0-2	.000	0-1	.000	0-0	.000	0	2	2	2	0	0	0	0	0
IONA (11/26)	11:31	0-2	.000	0-1	.000	0-2	.000	0	1	1	2	1	1	0	0	0
at #20/21 Colorado State (11/29)	6:46	0-1	.000	0-0	.000	0-0	.000	0	0	0	0	1	0	0	0	0
PEPPERDINE (12/3)		DNP														
vs. #15/15 Miami (Fla.) (12/10)		DNP														
NORTHERN COLORADO (12/15)		DNP														
UTAH TECH (12/21)		DNP														
*WASHINGTON (12/29)		DNP														
*WASHINGTON STATE (12/31)		DNP														
*at #10/10 Arizona (1/4)		DNP														
*at Arizona State (1/6)		DNP														
*at California (1/10)		DNP														
*USC (1/13)		DNP														
*OREGON (1/18)		DNP														
*OREGON STATE (1/20)		DNP														
*at Washington (1/24)		DNP														
*at Washington State (1/27)		DNP														
*at Utah (2/3)		DNP														
*ARIZONA STATE (2/8)		DNP														
*ARIZONA (2/10)		DNP														
*at UCLA (2/15)		DNP														
*at USC (2/17)		DNP														
*UTAH (2/24)		DNP														
*CALIFORNIA (2/28)		DNP														
*STANFORD (3/3)		DNP														
*at Oregon (3/7)		DNP														
*at Oregon State (3/9)		DNP														
Totals	**82:36**	**5-15**	**.333**	**5-11**	**.455**	**5-7**	**.714**	**0**	**8**	**8**	**9**	**5**	**4**	**1**	**0**	**20**

Career Highs
Points - 11 vs. Milwaukee (11/14/23)
Rebounds - 2 vs. Florida State (11/21/23), vs. Towson (11/6/23)
Field Goals - 3 vs. Milwaukee (11/14/23)
FG Attempts - 5 vs. Milwaukee (11/14/23)
3PT Field Goals - 3 vs. Milwaukee (11/14/23)
3PT FG Attempts - 4 vs. Milwaukee (11/14/23)
Free Throws - 3 vs. Grambling State (11/10/23)
FT Attempts - 3 vs. Grambling State (11/10/23)
Assists - 1 five times (last vs. Colorado State, 11/29/23)
Blocks -
Steals - 1 vs. Towson (11/6/23)
Minutes - 20:40 vs. Grambling State (11/10/23)

Career Statistics

Year	GP	GS	Min	Avg	FG	FGA	Pct	3FG	FGA	Pct	FT	FTA	Pct	Off	Def	Tot	Avg	PF	FO	A	TO	S	B	Pts	Avg
2023-24	7	0	83	11.9	5	15	.333	5	11	.455	5	7	.714	0	8	8	1.1	9	0	5	4	1	0	20	2.9



10 Cody WILLIAMS

6-8 - 190 - Fr. - F
Gilbert, Ariz. (Perry)

2023-24 (Freshman): Pac-12 All-Freshman Team.

- Led Buffs in scoring for the third time with 18 points at UCLA. Made his first eight FG attempts, finishing 8-for-9 after missing on a desperation half-court heave at the buzzer.

- Made 15 of his last 19 from the field (.789).

- Leads Colorado in overall field goal percentage.

- Career and team season-high three blocked shots vs. Arizona.

- Pac-12 Freshman of the Week on Jan. 22 averaging 19.4 points, 4.0 rebounds, 2.0 assists in the home sweep of the Oregon schools.

- Dick Vitale's "Diaper Dandy" of the Week.

- Career-bests with 23 points, 10 field goals and three 3-pointers vs. Oregon.

- Returned to the lineup at Cal after missing previous seven games with a wrist injury.

- All 21 points at Colorado State came in the second half.

- Sunshine Slam All-Tournament Team.

- Earned honorable mention to the 2023-24 Preseason Media All-Pac-12 Team.

- Listed as No. 92 in The Almanac's preseason Top 100 player rankings. Named to NCAA.com's preseason list of Top 10 freshmen.

USA Basketball: A member of the 2023 Men's U19 National Team.

- Averaged 7.9 points and 3.6 rebounds in seven games at the 2023 FIBA Men's U19 World Cup in Hungary, helping Team USA to a fourth-place finish with a 5-2 record.

- Participated in the 2023 USA Men's Nike Hoop Summit.

Before CU/Personal: A 2023 graduate of Perry High School.

- 2023 McDonald's All-American

- 2023 Jersey Mike's Naismith High School Boys All-America Second Team.

- Averaged 18 points per game while guiding Perry to the 2023 Arizona Open Division state championship with a 30-1 record.

- Named all-conference, all-region and offensive player of the year.

- Colorado's first five-star recruit since David Harrison.

- The top recruit in the Class of 2023 according to On3 and listed at No. 7 in the ESPN100, 247Sports and Rivals rankings.

- Played for the Vegas Elite in the EYBL between his junior and senior years, averaging 15 points and four rebounds on that circuit.

- Majoring in Integrative Physiology at Colorado; has an interest in medicine and sports medicine.

- His brother Jalen played at Santa Clara and was the 12th overall pick by the Oklahoma City Thunder in the 2022 NBA Draft.

- Would like to play in the NBA. Enjoys bowling, golf and watching film.

- Has done volunteer work in shelters.

- Chose Colorado over Texas, USC, Arizona and LSU in part because "I love the coaching staff, team and style of play."

- Had never seen snow in person prior to Boulder's first fall snow in Oct. 2023.

2023-24 GAME-BY-GAME

Team (Date)	Min	Total FG-A	Pct	3-Pt FGA	Pct	FT-A	Pct	Reb. O	D	T	F-O	A	TO	S	B	Pts
TOWSON (11/6)	*27:33	1-4	.250	0-2	.000	2-4	.500	1	3	4	1	3	3	0	2	4
GRAMBLING STATE (11/10)		DNP														
MILWAUKEE (11/14)	*25:12	6-9	.667	1-1	1.000	4-4	1.000	1	4	5	1	4	2	1	0	17
vs. Richmond (11/20)	*31:39	3-7	.429	0-0	.000	0-0	.000	0	2	2	1	0	0	1	0	6
vs. Florida State (11/21)	*33:49	6-10	.600	1-3	.333	4-7	.571	2	4	6	1	1	5	2	0	17
IONA (11/26)	*23:01	5-6	.833	1-1	1.000	1-2	.500	0	1	1	2	4	0	1	0	12
at #20/21 Colorado State (11/29)	*30:52	8-12	.750	1-1	1.000	4-5	.800	0	3	3	4	0	2	0	0	21
PEPPERDINE (12/3)	*23:43	9-13	.692	2-2	1.000	1-2	.500	3	1	4	2	2	2	1	0	21
vs. #15/15 Miami (Fla.) (12/10)		DNP														
NORTHERN COLORADO (12/15)		DNP														
UTAH TECH (12/21)		DNP														
*WASHINGTON (12/29)		DNP														
*WASHINGTON STATE (12/31)		DNP														
*at #10/10 Arizona (1/4)		DNP														
*at Arizona State (1/6)		DNP														
*at California (1/10)	*38:19	5-13	.385	0-3	.000	6-7	.857	1	3	4	4	2	5	0	2	16
*USC (1/13)	*30:36	4-10	.400	0-2	.000	5-8	.625	0	2	2	3	1	0	1	2	13
*OREGON (1/18)	*32:43	10-13	.769	3-4	.750	0-1	.000	1	1	2	1	3	2	1	2	23
*OREGON STATE (1/20)	*31:48	6-10	.600	2-3	.667	2-3	.667	3	3	6	2	1	0	2	0	16
*at Washington (1/24)	*32:19	7-10	.700	2-3	.667	3-3	1.000	1	2	3	1	4	1	1	0	19
*at Washington State (1/27)	*27:14	0-4	.000	0-0	.000	6-7	.857	2	4	6	3	0	1	1	0	6
*at Utah (2/3)		DNP														
*ARIZONA STATE (2/8)	*33:12	4-9	.444	1-4	.250	2-2	1.000	0	3	3	3	3	1	1	1	11
*ARIZONA (2/10)	*32:40	3-7	.429	0-1	.000	2-4	.500	0	1	1	4	0	5	0	3	8
*at UCLA (2/15)	*31:29	8-9	.889	2-3	.667	0-0	.000	0	2	2	4	0	4	0	0	18
*at USC (2/17)	*40:39	5-6	.833	0-1	.000	4-6	.667	0	4	4	4	3	7	1	1	14
*UTAH (2/24)	*25:01	2-4	.500	0-1	.000	0-0	.000	0	1	1	1	2	0	0	0	4
*CALIFORNIA (2/28)		DNP														
*STANFORD (3/3)		DNP														
*at Oregon (3/7)		DNP														
*at Oregon State (3/9)		DNP														
Totals	**551:48**	**92-156**	**.590**	**16-35**	**.457**	**46-65**	**.708**	**15**	**44**	**59**	**42**	**33**	**40**	**14**	**13**	**246**
Pac-12	**355:59**	**54-95**	**.568**	**10-25**	**.400**	**30-41**	**.732**	**8**	**26**	**34**	**30**	**19**	**26**	**8**	**11**	**148**

Career Highs
Points - 23 vs. Oregon (1/18/24)
Rebounds - 6 three times (last at Washington State, 1/27/24)
Field Goals - 10 vs. Oregon (1/18/24)
FG Attempts - 13 three times (last vs. Oregon, 1/18/24)
3PT Field Goals - 3 vs. Oregon (1/18/24)
3PT FG Attempts - 4 vs. Arizona State (2/8/24), vs. Oregon (1/18/24)
Free Throws - 6 at Washington State (1/27/24), at California (1/10/24)
FT Attempts - 8 vs. USC (1/13/24)
Assists - 4 three times (last at Washington, 1/24/24)
Blocks - 3 vs. Arizona (2/10/24)
Steals - 2 vs. Oregon State (1/20/24), vs. Florida State (11/21/23)
Minutes - 40:39 at USC (2/17/24)

Career Statistics

Year	GP	GS	Min	Avg	FG	FGA	Pct	3FG	FGA	Pct	FT	FTA	Pct	Off	Def	Tot	Avg	PF	FO	A	TO	S	B	Pts	Avg
2023-24	18	18	552	30.7	92	156	.590	16	35	.457	46	65	.708	15	44	59	3.3	42	0	33	40	14	13	246	13.7

11 Javon **RUFFIN**

6-5 - 201 - So. - G

New Orleans, La. (PHHoenix Prep [Ariz.])

2023-24 (Redshirt Sophomore): Season-high six rebounds at Oregon State.

- Multple 3-point game for the first time this season hitting 2-of-3 vs. California.

- Has made 4 of his last 8 from downtown (.500).

- 11 points at Arizona, leading the Buffaloes in scoring for the first time.

- Made his season debut vs. Washington, his first game since Feb. 18 (at Arizona).

- Coming off a knee surgery in April that was supposed to keep him out for the season, but rehab went better than expected and was cleared to play in December right before the conference season.

2022-23 (Redshirt Freshman):
- Missed the final seven games of the season with a knee injury.

- Averaged 11.5 points and 5.5 rebounds while shooting 53 percent on the ASU-Arizona trip.

- Sixth career double-figure scoring game with 13 at Arizona, his most in a conference game.

- Career-high five field goals made at Arizona.

- Career-high seven rebounds against ASU.

- Back-to-back double-figure scoring for the first time at USC & UCLA (11.5 ppg).

- Has made his last 16 from the free throw line.

- Career and then team-season best 7 of 7 from the line at UCLA.

- Career-best 14 points vs Texas A&M.

- Made his first collegiate start vs. Tennessee.

2021-22 (Freshman): Sat out the season as a redshirt in the Colorado basketball program.

Before CU/Personal: A 2021 graduate of PHHoenix Prep in Arizona where he played his senior season in the "Grind Session" and was named to the All-Star Team from a squad that featured eight future NCAA Division I players.

- Averaged 22.3 points, 8.2 rebounds and 3.2 assists as a junior for Isidore Newman High School in his hometown of New Orleans.

- An All-State selection by the Louisiana State Writers Association, he helped the Greenies to a district title and the semifinals of the Division III state semifinals.

- An Exploratory Studies major at Colorado and is interested in Computer Science or Engineering. Member of the National Honor Society and Honor Roll.

- His father, Michael, is a Denver native and a former assistant coach with the Phoenix Suns. Michael played collegiately at Tulsa and in nine seasons in the NBA for six different teams.

- The third of seven children in the Ruffin family, along with brothers Deionte, Zathan and Gabriel and sisters Milaya, Kalea and Neriah.

- His favorite NBA team is the Phoenix Suns and his favorite player is Jrue Holiday.

2023-24 GAME-BY-GAME

		Total		3-Pt				Reb.								
Team (Date)	**Min**	**FG-A**	**Pct**	**FGA**	**Pct**	**FT-A**	**Pct**	**O**	**D**	**T**	**F-O**	**A**	**TO**	**S**	**B**	**Pts**
TOWSON (11/6)		DNP														
GRAMBLING STATE (11/10)		DNP														
MILWAUKEE (11/14)		DNP														
vs. Richmond (11/20)		DNP														
vs. Florida State (11/21)		DNP														
IONA (11/26)		DNP														
at #20/21 Colorado State (11/29)		DNP														
PEPPERDINE (12/3)		DNP														
vs. #15/15 Miami (Fla.) (12/10)		DNP														
NORTHERN COLORADO (12/15)		DNP														
UTAH TECH (12/21)		DNP														
*WASHINGTON (12/29)	6:56	0-1	.000	0-1	.000	0-0	.000	0	2	2	1	0	1	0	0	0
*WASHINGTON STATE (12/31)	14:43	1-4	.250	0-1	.000	0-0	.000	0	3	3	0	2	1	0	0	2
*at #10/10 Arizona (1/4)	21:28	4-10	.400	1-5	.200	2-2	1.000	1	3	4	3	2	2	0	1	11
*at Arizona State (1/6)	20:54	0-2	.000	0-2	.000	2-2	1.000	1	3	4	2	1	4	0	0	2
*at California (1/10)	2:30	0-0	.000	0-0	.000	0-0	.000	0	1	1	1	0	0	0	0	0
*USC (1/13)		DNP														
*OREGON (1/18)	0:43	0-0	.000	0-0	.000	0-0	.000	0	0	0	0	0	1	0	0	0
*OREGON STATE (1/20)	7:51	1-2	.500	1-2	.500	0-0	.000	0	1	1	0	0	0	0	0	3
*at Washington (1/24)		DNP														
*at Washington State (1/27)		DNP														
*at Utah (2/3)	12:06	0-2	.000	0-2	.000	0-0	.000	0	1	1	3	1	1	1	0	0
*ARIZONA STATE (2/8)	2:13	0-0	.000	0-0	.000	3-3	1.000	0	0	0	0	0	0	0	0	3
*ARIZONA (2/10)		DNP														
*at UCLA (2/15)		DNP														
*at USC (2/17)		DNP														
*UTAH (2/24)	9:12	0-2	.000	0-1	.000	0-0	.000	0	0	0	2	0	0	0	0	0
*CALIFORNIA (2/28)	11:28	2-3	.667	2-3	.667	0-0	.000	0	2	2	1	0	0	1	0	6
*STANFORD (3/3)	15:31	0-3	.000	0-1	.000	0-0	.000	0	2	2	0	2	0	0	0	0
*at Oregon (3/7)	13:31	1-1	1.000	1-1	1.000	0-0	.000	0	0	0	0	2	1	0	0	3
*at Oregon State (3/9)	17:32	1-3	.333	1-3	.333	1-2	.500	2	4	6	2	0	0	1	0	4
Totals	**156:38**	**10-33**	**.303**	**6-22**	**.273**	**8-9**	**.889**	**4**	**22**	**26**	**15**	**10**	**11**	**3**	**1**	**34**
Pac-12	**156:38**	**10-33**	**.303**	**6-22**	**.273**	**8-9**	**.889**	**4**	**22**	**26**	**15**	**10**	**11**	**3**	**1**	**34**

Season Highs
Points - 11 at Arizona (1/4/24)
Rebounds - 6 at Oregon State (3/9/24)
Field Goals - 4 at Arizona (1/4/24)
FG Attempts - 10 at Arizona (1/4/24)
3PT Field Goals - 2 vs. California (2/28/24)
3PT FG Attempts - 5 at Arizona (1/4/24)
Free Throws - 3 vs. Arizona State (2/8/24)
FT Attempts - 3 vs. Arizona State (2/8/24)
Assists - 2 three times (last at Oregon, 3/7/24)
Blocks - 1 at Arizona (1/4/24)
Steals - 1 three times (last at Oregon State, 3/9/24)
Minutes - 21:28 at Arizona (1/4/24)

Career Highs
Points - 14 vs. Texas A&M (11/18/22)
Rebounds - 7 at Arizona State (2/16/23)
Field Goals - 5 at Arizona (2/18//23)
FG Attempts - 10 three times (last at Arizona, 1/4/24)
3PT Field Goals - 3 three times (last at Arizona, 2/18//23)
3PT FG Attempts - 7 three times (last at Arizona, 2/18//23)
Free Throws - 7 at UCLA (1/14/23)
FT Attempts - 7 at UCLA (1/14/23)
Assists - 3 vs. Texas A&M (11/18/22)
Blocks - 1 four times (last at Arizona, 1/4/24)
Steals - 2 vs. California (2/2/23)
Minutes - 23 at USC (1/12/23)

Career Statistics

Year	**GP**	**GS**	**Min**	**Avg**	**FG**	**FGA**	**Pct**	**3FG**	**FGA**	**Pct**	**FT**	**FTA**	**Pct**	**Off**	**Def**	**Tot**	**Avg**	**PF**	**FO**	**A**	**TO**	**S**	**B**	**Pts**	**Avg**
2022-23	24	2	351	14.6	46	109	.422	24	67	.358	28	32	.875	5	53	58	2.4	32	0	19	19	13	3	144	6.0
2023-24	14	0	157	11.2	10	33	.303	6	22	.273	8	9	.889	4	22	26	1.9	15	0	10	11	3	1	34	2.4
Totals	**38**	**2**	**508**	**13.4**	**56**	**142**	**.394**	**30**	**89**	**.337**	**36**	**41**	**.878**	**9**	**75**	**84**	**2.2**	**47**	**0**	**29**	**30**	**16**	**4**	**178**	**4.7**

12 Bangot DAK

6-11 - 180 - Fr. - F
Lincoln, Neb. (Southeast)

2023-24 (Redshirt Freshman):
- Has three blocks in his last three games after just one in first 14.

- Career-best two blocks vs. Stanford.

- Matched career-high five points and hit his second 3-point field goal at Washington.

- 3-pointer at Washington came at the buzzer to end the first half, giving the Buffaloes a 50-41 lead.

- Career-best five rebounds vs. Northern Colorado.

- Recorded his first career blocked shot against Pepperdine.

- Made his collegiate debut against Towson.

- Scored his first two field goals and season-high five points vs. Iona.

Before CU/Personal: A 2023 graduate of Lincoln Southeast High School.

- Averaged 11.8 points, 9.8 rebounds and 2.3 blocks per game as a senior, leading the Knights to the quarterfinals of the Nebraska Class A State Tournament.

- He had 12 double-doubles (in 26 games), including a 17-point, 10-rebound effort in the state quarterfinals against Gretna, the Knights' first state tournament game in nine years.

- A Class A All-State honorable mention selection, he ranked as the second-best rebounder and shot blocker in the state's largest school division.

- Named to the Lincoln Journal Star All-City and Super State teams. Played four years of club basketball with Nebraska Supreme in Lincoln.

- An Open Option major at Colorado.

- Would like to pursue professional basketball after Colorado.

- Enjoys playing video games

- Lists KD (Kevin Durant) as his favorite NBA player.

- Chose Colorado because it was a great place for his development.

2023-24 GAME-BY-GAME

		Total		3-Pt				Reb.								
Team (Date)	**Min**	**FG-A**	**Pct**	**FGA**	**Pct**	**FT-A**	**Pct**	**O**	**D**	**T**	**F-O**	**A**	**TO**	**S**	**B**	**Pts**
TOWSON (11/6)	3:44	0-1	.000	0-0	.000	2-2	1.000	0	0	0	1	0	0	1	0	2
GRAMBLING STATE (11/10)	6:34	0-1	.000	0-0	.000	0-0	.000	1	1	2	1	0	0	0	0	0
MILWAUKEE (11/14)	4:07	0-1	.000	0-0	.000	0-2	.000	1	0	1	0	0	0	0	0	0
vs. Richmond (11/20)		DNP														
vs. Florida State (11/21)		DNP														
IONA (11/26)	5:59	2-4	.500	0-1	.000	1-1	1.000	0	3	3	0	1	1	0	0	5
at #20/21 Colorado State (11/29)		DNP														
PEPPERDINE (12/3)	11:50	1-3	.333	0-0	.000	2-2	1.000	0	0	0	3	1	0	0	1	4
vs. #15/15 Miami (Fla.) (12/10)	6:30	0-1	.000	0-1	.000	0-0	.000	0	3	3	0	2	0	0	0	0
NORTHERN COLORADO (12/15)	13:02	0-1	.000	0-1	.000	0-0	.000	1	4	5	3	1	2	1	0	0
UTAH TECH (12/21)	10:43	1-2	.500	0-0	.00	0-0	.000	1	0	1	0	0	0	0	0	2
*WASHINGTON (12/29)		DNP														
*WASHINGTON STATE (12/31)		DNP														
*at #10/10 Arizona (1/4)	19:41	1-2	.500	1-2	.500	2-6	.333	0	1	1	0	0	0	0	0	5
*at Arizona State (1/6)	0:42	0-0	.000	0-0	.000	0-0	.000	0	1	1	0	0	0	0	0	0
*at California (1/10)		DNP														
*USC (1/13)		DNP														
*OREGON (1/18)		DNP														
*OREGON STATE (1/20)	6:19	0-1	.000	0-1	.000	0-0	.000	0	0	0	1	0	0	0	0	0
*at Washington (1/24)	1:45	1-1	1.000	1-1	1.000	2-2	1.000	0	0	0	0	0	0	0	0	5
*at Washington State (1/27)		DNP														
*at Utah (2/3)		DNP														
*ARIZONA STATE (2/8)	2:25	0-0	.000	0-0	.000	0-0	.000	0	1	1	0	0	1	0	0	0
*ARIZONA (2/10)		DNP														
*at UCLA (2/15)		DNP														
*at USC (2/17)		DNP														
*UTAH (2/24)	2:50	0-0	.000	0-0	.000	0-0	.000	0	0	0	0	0	0	0	0	0
*CALIFORNIA (2/28)		DNP														
*STANFORD (3/3)	14:11	1-2	.500	0-0	.000	1-2	.500	0	2	2	0	1	0	1	2	3
*at Oregon (3/7)	11:30	2-2	1.000	0-0	.000	0-0	.000	0	0	0	0	1	1	0	1	4
*at Oregon State (3/9)	7:36	0-2	.000	0-0	.000	0-1	.000	0	2	2	1	0	1	1	0	0
Totals	**129:27**	**9-24**	**.375**	**2-7**	**.286**	**10-18**	**.556**	**4**	**18**	**22**	**10**	**7**	**6**	**4**	**4**	**30**
Pac-12	**66:58**	**5-10**	**.500**	**2-4**	**.500**	**5-11**	**.455**	**0**	**7**	**7**	**2**	**2**	**3**	**2**	**3**	**17**

Career Highs
Points - 5 three times (last at Washington, 1/24/24)
Rebounds - 5 vs. Northern Colorado (12/15/23)
Field Goals - 2 at Oregon (3/7/24), vs. Iona (11/26/23)
FG Attempts - 4 vs. Iona (11/26/23)
3PT Field Goals - 1 at Washington (1/24/24), at Arizona (1/4/24)
3PT FG Attempts - 2 at Arizona (1/4/24)
Free Throws - 2 three times (last at Arizona, 1/4/24)
FT Attempts - 6 at Arizona (1/4/24)
Assists - 2 vs. Miami (12/10/23)
Blocks - 2 vs. Stanford (3/3/24)
Steals - 1 four times (last at Oregon State (3/9/24)
Minutes - 19:41 at Arizona (1/4/24)

Career Statistics

Year	GP	GS	Min	Avg	FG	FGA	Pct	3FG	FGA	Pct	FT	FTA	Pct	Off	Def	Tot	Avg	PF	FO	A	TO	S	B	Pts	Avg
2023-24	17	0	129	7.6	9	24	.375	2	7	.286	10	18	.556	4	18	22	1.3	10	0	7	6	4	4	30	1.8

23 Tristan da SILVA

6-9 - 220 - Sr. - F

Munich, Germany (Ludwigsgymnasium Munich)

2023-24 (Senior): All-Pac-12 Second Team.

- Season-highs with 27 points and 11 rebounds on Senior Day. Career-best five 3-pointers on 10 attempts.

- Has scored in double figures in 23 straight games and in 27 of 28 contests this season.

- 20th player in team history to reach 1,300 career points.

- 10th in career 3-point field goals and 15th in scoring.

- Pac-12 Player of the Week (Dec. 11).

- Against Pepperdine became the first Buff since 1951-52 with at least five field goals and 10 free throws without a miss.

- The only Pac-12 player with those numbers and only one of 12 nationally since 1996-97.

- On the Pac-12 charts, ranks sixth in free throw percentage (.840), ninth in scoring, 11th in minutes (33.5 mpg), 14th in defensive rebounds (4.4 drpg), 18th in 3-point percentage (.375) and 20th in rebounding.

- On the Watch List for Naismith Trophy, Wooden Award Karl Malone Award.

- Blue Ribbon Yearbook Preseason All-America 4th Team.

- Preseason All-Pac-12 (P12 Media, The Almanac)

- NCAA.com's Top Small Forward in the nation and a top 10 senior overall.

2022-23 (Junior):.Chauncey Billups Team MVP

- All-Pac-12 First Team; led Colorado in scoring.

- Named Pac-12 Player of the Week on Jan. 9 averaging 23.5 points, 6.0 rebounds, 2.5 steals and 2.0 assists agianst Oregon and Oregon State.

- On the Pac-12 charts ranked sixth in scoring and 3-point percentage, ninth in steals (1.3 spg), 10th in overall shooting and 14th in free throw accuracy (.755).

- Named to the media's Preseason All-Pac-12 Second Team

2021-22 (Sophomore):
- Second on the team in field goal and free throw percentage, third in assists and fourth in scoring and rebounding.

- Ranked 12th in Pac-12 in overall field goal percentage. During conference games was third in the Pac-12 in 3-point percentage, sixth in free throw percentage and ninth in overall shooting.

2020-21 (Freshman):
- Co-winner of team Most Improved Award.

Before CU/Personal:
- A 2019 graduate of Ludwigsgymnasium in Munich. In 2019-20, he played simultaneously with Schwabing, in Germany's Regionalliga, and IBA Muenchen (International Basketball Academy, Munich), in the NBBL.

- Majoring in Finance at Colorado. Two-time Pac-12 Winter Academic Honor Roll recipient.

- His father Valdemar was a professional boxer in his native Brazil. Has one brother, Oscar, a former All-Pac-12 forward at Stanford.

- At one time played the trumpet so well, he might have been able to be a professional musician.

- Can speak five languages – German, Portuguese, Spanish, French and English.

- Would like to play professional basketball and then get a good job in environmental engineering or another science field.

- Favorite NBA teams is the Los Angeles Lakers and his favorite player is Luka Doncic.

2023-24 GAME-BY-GAME

		Total		3-Pt					Reb.								
Team (Date)	**Min**	**FG-A**	**Pct**	**FGA**	**Pct**	**FT-A**	**Pct**	**O**	**D**	**T**	**F-O**	**A**	**TO**	**S**	**B**	**Pts**
TOWSON (11/6)	*28:22	5-6	.833	3-4	.750	0-1	.000	0	2	2	4	4	2	0	2	13
GRAMBLING STATE (11/10)	*28:39	8-12	.667	3-6	.500	2-3	.667	2	5	7	1	3	3	1	1	21
MILWAUKEE (11/14)	*24:33	6-10	.600	4-6	.667	1-2	.500	0	3	3	1	3	2	1	1	17
vs. Richmond (11/20)	*33:48	6-13	.462	0-3	.000	3-4	.750	1	7	8	2	0	3	1	0	15
vs. Florida State (11/21)	*39:43	2-9	.222	0-4	.000	4-4	1.000	1	3	4	2	3	6	3	1	8
IONA (11/26)	*23:22	6-7	.857	3-3	1.000	2-2	1.000	0	3	3	3	2	1	1	0	17
at #20/21 Colorado State (11/29)	*36:30	3-11	.273	0-5	.000	5-6	.833	2	6	8	2	0	2	1	0	11
PEPPERDINE (12/3)	*24:42	5-5	1.000	2-2	1.000	10-10	1.000	0	5	5	0	2	0	1	0	22
vs. #15/15 Miami (Fla.) (12/10)	*34:46	9-17	.529	1-6	.167	3-3	1.000	3	7	10	1	9	2	2	0	22
NORTHERN COLORADO (12/15)	*31:25	4-10	.400	2-6	.333	2-2	1.000	0	2	2	2	4	0	1	0	12
UTAH TECH (12/21)	*30:20	5-10	.500	1-4	.250	4-6	.667	2	5	7	0	1	2	0	1	15
*WASHINGTON (12/29)		DNP														
*WASHINGTON STATE (12/31)		DNP														
*at #10/10 Arizona (1/4)		DNP														
*at Arizona State (1/6)	*36:16	6-14	.429	2-8	.250	3-4	.750	0	3	3	4	3	1	1	0	17
*at California (1/10)	*37:12	8-14	.571	4-7	.571	0-1	.000	0	6	6	1	2	1	0	0	20
*USC (1/13)	*35:47	5-12	.417	2-6	.333	0-0	.000	1	3	4	1	4	3	2	1	12
*OREGON (1/18)	*35:53	4-13	.308	1-5	.200	4-4	1.000	2	6	8	1	3	4	1	0	13
*OREGON STATE (1/20)	*30:24	6-10	.600	1-3	.333	6-7	.857	0	7	7	0	4	1	1	0	19
*at Washington (1/24)	*26:41	4-9	.444	0-2	.000	2-2	1.000	1	2	3	4	1	1	1	1	10
*at Washington State (1/27)	*35:37	6-15	.400	2-5	.400	2-2	1.000	2	5	7	3	3	1	0	1	16
*at Utah (2/3)	*36:43	3-15	.200	2-5	.400	2-5	.400	3	4	7	5-1	0	2	2	1	10
*ARIZONA STATE (2/8)	*33:54	4-9	.444	2-4	.500	5-5	1.000	1	3	4	3	0	2	1	0	15
*ARIZONA (2/10)	*37:40	8-13	.615	1-2	.500	3-3	1.000	1	2	3	2	0	0	1	1	20
*at UCLA (2/15)	*32:20	6-11	.545	3-6	.500	1-2	.500	0	5	5	2	0	2	0	1	16
*at USC (2/17)	*46:00	6-16	.375	1-6	.167	5-6	.833	1	7	8	1	4	2	2	0	18
*UTAH (2/24)	*30:43	4-14	.286	2-4	.500	2-2	1.000	0	3	3	1	4	1	1	1	12
*CALIFORNIA (2/28)	*39:05	7-13	.538	1-5	.200	7-7	1.000	2	5	7	1	6	4	2	1	22
*STANFORD (3/3)	*37:49	11-18	.611	5-10	.500	0-0	.000	2	9	11	3	0	1	2	0	27
*at Oregon (3/7)	*36:50	9-17	.529	3-6	.500	1-1	1.000	0	1	1	1	2	4	2	0	22
*at Oregon State (3/9)	*32:52	6-12	.500	0-3	.000	0-0	.000	1	4	5	3	1	1	2	3	12
Totals	**937:55**	**162-335**	**.484**	**51-136**	**.375**	**79-94**	**.840**	**28**	**123**	**151**	**54-1**	**68**	**54**	**33**	**17**	**454**
Pac-12	**601:45**	**103-225**	**.458**	**32-87**	**.368**	**43-51**	**.843**	**17**	**75**	**92**	**36-1**	**37**	**31**	**21**	**11**	**281**

Season Highs
Points - 27 vs. Stanford (3/3/24)
Rebounds - 11 vs. Stanford (3/3/24)
Field Goals - 11 vs. Stanford (3/3/24)
FG Attempts - 18 vs. Stanford (3/3/24)
3PT Field Goals - 5 vs. Stanford (3/3/24)
3PT FG Attempts - 10 vs. Stanford (3/3/24)
Free Throws - 10 vs. Pepperdine (12/3/23)
FT Attempts - 10 vs. Pepperdine (12/3/23)
Assists - 9 vs. Miami (12/10/23)
Blocks - 3 at Oregon State (3/9/24)
Steals - 3 vs. Florida State (11/21/23)
Minutes - 46:00 at USC (2/17/24)

Career Highs
Points - 30 vs. Oregon (1/5/23)
Rebounds - 15 at Oregon State (1/28/23)
Field Goals - 11 four times (last vs. Stanford, 3/3/24)
FG Attempts - 21 at Oregon State (1/28/23), vs. Washington (1/19/23)
3PT Field Goals - 5 vs. Stanford (3/3/24)
3PT FG Attempts - 10 vs. Stanford (3/3/24)
Free Throws - 10 vs. Pepperdine (12/3/23)
FT Attempts - 10 vs. Pepperdine (12/3/23)
Assists - 9 vs. Miami (12/10/23)
Blocks - 3 at Oregon State (3/9/24)
Steals - 3 six times (last vs. Florida State, 11/21/23)
Minutes - 46:00 at USC (2/17/24)

Career Statistics

Year	GP	GS	Min	Avg	FG	FGA	Pct	3FG	FGA	Pct	FT	FTA	Pct	Off	Def	Tot	Avg	PF	FO	A	TO	S	B	Pts	Avg
2020-21	24	0	222	9.3	27	51	.529	4	15	.267	7	12	.583	8	17	25	1.0	24	0	8	15	8	2	65	2.7
2021-22	31	31	881	28.4	104	217	.479	28	75	.373	55	69	.797	37	73	110	3.5	75	1	61	57	19	14	291	9.4
2022-23	35	33	1081	30.9	211	425	.496	54	137	.394	80	106	.755	44	124	168	4.8	67	0	46	69	44	13	556	15.9
2023-24	28	28	938	33.5	162	335	.484	51	136	.375	79	94	.840	28	123	151	5.4	54	1	68	54	33	17	454	16.2
Totals	**118**	**92**	**3123**	**26.5**	**504**	**1028**	**.490**	**137**	**363**	**.377**	**221**	**281**	**.786**	**117**	**337**	**454**	**3.8**	**220**	**2**	**183**	**195**	**104**	**46**	**1366**	**11.6**



24 Joe HURLBURT

6-11 - 235 - Fr. - G
Enderlin, N.D. (Enderlin Area)

2023-24 (Redshirt Freshman): Made his collegiate debut against Towson.

2022-23 (Freshman): Sat out the season as a redshirt in the Colorado basketball program.

Before CU/Personal: A three-time all-state selection and two-time North Dakota Gatorade Player of the Year.

- The all-time leading rebounder in the state of North Dakota, he grabbed 1,475 during his career and averaged 14.8 per game as a senior.

- Holds Enderlin records for career points (2,188), assists (373), rebounds and blocks.

- Averaged 25.2 points as a senior, hitting 55 percent from the field and 40 percent from 3-point range.

- Majoring in Communication at Colorado.

- Mother Sonja played basketball at the University of San Francisco.

- Has an older brother, Graham, and a twin, Gus who was an all-state player for Enderlin and a freshman walk-on at Northwestern.

- Has an aunt, Cindy Haugejorde, who played basketball at Iowa and was the long-time career record holder for points (2,059) and rebounds (1,067).

- Enjoys watching movies, being outdoors and hanging out with friends.

- Volunteered with a youth basketball camp called Eagle Buddies.

- Favorite team is the Minnesota Timberwolves and favorite player is Demar Derozan.

2023-24 GAME-BY-GAME

		Total		3-Pt				Reb.								
Team (Date)	**Min**	**FG-A**	**Pct**	**FGA**	**Pct**	**FT-A**	**Pct**	**O**	**D**	**T**	**F-O**	**A**	**TO**	**S**	**B**	**Pts**
TOWSON (11/6)	1:16	0-1	.000	0-0	.000	0-0	.000	0	0	0	0	0	0	0	0	0
GRAMBLING STATE (11/10)		DNP														
MILWAUKEE (11/14)		DNP														
vs. Richmond (11/20)		DNP														
vs. Florida State (11/21)		DNP														
IONA (11/26)		DNP														
at #20/21 Colorado State (11/29)		DNP														
PEPPERDINE (12/3)	3:05	0-1	.000	0-1	.000	0-0	.000	0	0	0	0	0	0	0	0	0
vs. #15/15 Miami (Fla.) (12/10)	2:01	0-0	.000	0-0	.000	0-0	.000	0	0	0	1	0	0	0	0	0
NORTHERN COLORADO (12/15)	1:57	0-1	.000	0-1	.000	0-0	.000	0	0	0	0	0	0	0	0	0
UTAH TECH (12/21)	2:23	0-0	.000	0-0	.000	0-0	.000	0	0	0	0	1	0	0	0	0
*WASHINGTON (12/29)		DNP														
*WASHINGTON STATE (12/31)	7:19	0-2	.000	0-1	.000	0-0	.000	1	0	1	3	0	1	0	0	0
*at #10/10 Arizona (1/4)	3:28	0-1	.000	0-0	.000	0-0	.000	0	0	0	1	1	1	0	0	0
*at Arizona State (1/6)		DNP														
*at California (1/10)		DNP														
*USC (1/13)		DNP														
*OREGON (1/18)		DNP														
*OREGON STATE (1/20)	2:46	0-0	.000	0-0	.000	0-0	.000	0	0	0	0	0	1	0	0	0
*at Washington (1/24)		DNP														
*at Washington State (1/27)		DNP														
*at Utah (2/3)		DNP														
*ARIZONA STATE (2/8)		DNP														
*ARIZONA (2/10)		DNP														
*at UCLA (2/15)		DNP														
*at USC (2/17)		DNP														
*UTAH (2/24)	1:29	0-1	.000	0-1	.000	0-0	.000	0	0	0	1	0	0	0	0	0
*CALIFORNIA (2/28)		DNP														
*STANFORD (3/3)		DNP														
*at Oregon (3/7)		DNP														
*at Oregon State (3/9)	0:26	0-0	.000	0-0	.000	0-0	.000	0	0	0	0	0	0	0	0	0
Totals	**26:10**	**0-7**	**.000**	**0-4**	**.000**	**0-0**	**.000**	**1**	**0**	**1**	**6**	**2**	**3**	**0**	**0**	**0**
Pac-12	**15:28**	**0-4**	**.000**	**0-2**	**.000**	**0-0**	**.000**	**1**	**0**	**1**	**5**	**1**	**3**	**0**	**0**	**0**

Career Highs
Points -
Rebounds - 1 vs. Washington State (12/31/23)
Field Goals -
FG Attempts - 2 vs. Washington State (12/31/23)
3PT Field Goals -
3PT FG Attempts - 1 four times (last vs. Utah, 2/24/24)
Free Throws -
FT Attempts -
Assists - 1 at Arizona (1/4/24), vs. Utah Tech (12/21/23)
Blocks -
Steals -
Minutes - 7:19 vs. Washington State (12/31/23)

Career Statistics

Year	GP	GS	Min	Avg	FG	FGA	Pct	3FG	FGA	Pct	FT	FTA	Pct	Off	Def	Tot	Avg	PF	FO	A	TO	S	B	Pts	Avg
2023-24	10	0	26	2.6	0	7	.000	0	4	.000	0	0	.000	1	0	1	0.1	6	0	2	3	0	0	0	0.0

31 Harrison CARRINGTON

6-7 - 209 - Fr. - G/F
Menlo Park, Calif.
(Northfield Mount Hermon [Mass.])

2023-24 (Redshirt Freshman): Played a career-high 17 minutes and personal-best three rebounds vs. Washington.

- Made his collegiate debut against Towson.

- Scored his first career field goal against Iona.

2022-23 (Freshman): Sat out the season as a redshirt in the Colorado basketball program.

Before CU:
- A 2021 graduate of Sacred Heart Prep.

- Averaged 20.2 points, 8.5 rebounds, 3.0 assists, 2.2 blocks and 1.2 steals per game while shooting 53 percent from the field as a senior.

- Named league and team MVP. Spent the 2021-22 academic year at Northfield Mount Herman, a prep school in Massachusetts.

- Helped the Hoggers to a second-place finish in the New England Prep School Athletic Council Class AAA Division and was a national prep championship finalist.

- Scored 40 points and had 18 rebounds in a game at Northfield Mount Herman.

- Majoring in Business at Colorado.

- His father John is a CU alum.

- Favorite professional teams are the Denver Nuggets and Denver Broncos and is favorite athlete is Kla Thompson.

- Enjoys hanging out with friends and playing golf.

2023-24 GAME-BY-GAME

		Total		3-Pt				Reb.								
Team (Date)	**Min**	**FG-A**	**Pct**	**FGA**	**Pct**	**FT-A**	**Pct**	**O**	**D**	**T**	**F-O**	**A**	**TO**	**S**	**B**	**Pts**
TOWSON (11/6)	1:26	0-0	.000	0-0	.000	1-2	.500	0	0	0	0	0	0	0	0	1
GRAMBLING STATE (11/10)	1:48	0-0	.000	0-0	.000	0-0	.000	0	0	0	0	0	0	0	0	0
MILWAUKEE (11/14)	2:19	0-1	.000	0-0	.000	0-0	.000	0	2	2	0	0	0	0	0	0
vs. Richmond (11/20)		DNP														
vs. Florida State (11/21)		DNP														
IONA (11/26)	1:54	1-1	1.000	0-0	.000	0-0	.000	0	0	0	1	0	0	0	0	2
at #20/21 Colorado State (11/29)		DNP														
PEPPERDINE (12/3)	9:12	0-1	.000	0-0	.000	0-1	.000	0	1	1	1	0	0	0	0	0
vs. #15/15 Miami (Fla.) (12/10)	2:23	0-1	.000	0-1	.000	0-0	.000	0	0	0	1	0	0	0	0	0
NORTHERN COLORADO (12/15)	7:11	1-1	1.000	0-0	.000	0-0	.000	0	1	1	0	0	0	0	0	2
UTAH TECH (12/21)	9:08	1-2	.500	0-1	.000	2-2	1.000	1	1	2	2	0	1	0	0	4
*WASHINGTON (12/29)	16:33	1-2	.500	0-0	.000	0-0	.000	1	2	3	1	0	1	0	0	2
*WASHINGTON STATE (12/31)	10:12	1-2	.500	0-0	.000	2-3	.667	0	0	0	0	0	0	0	0	4
*at #10/10 Arizona (1/4)	11:15	0-1	.000	0-0	.000	0-0	.000	0	0	0	0	0	0	1	1	0
*at Arizona State (1/6)		DNP														
*at California (1/10)		DNP														
*USC (1/13)		DNP														
*OREGON (1/18)		DNP														
*OREGON STATE (1/20)		DNP														
*at Washington (1/24)		DNP														
*at Washington State (1/27)		DNP														
*at Utah (2/3)		DNP														
*ARIZONA STATE (2/8)		DNP														
*ARIZONA (2/10)		DNP														
*at UCLA (2/15)		DNP														
*at USC (2/17)		DNP														
*UTAH (2/24)	1:29	0-0	.000	0-0	.000	0-0	.000	0	0	0	0	0	0	0	0	0
*CALIFORNIA (2/28)		DNP														
*STANFORD (3/3)		DNP														
*at Oregon (3/7)		DNP														
*at Oregon State (3/9)	0:26	0-0	.000	0-0	.000	0-0	.000	0	0	0	0	0	0	0	0	0
Totals	**75:16**	**5-12**	**.417**	**0-2**	**.000**	**5-8**	**.625**	**2**	**7**	**9**	**6**	**0**	**2**	**1**	**1**	**15**
Pac-12	**39:55**	**2-5**	**.400**	**0-0**	**.000**	**2-3**	**.667**	**1**	**2**	**3**	**1**	**0**	**1**	**1**	**1**	**6**

Career Highs
Points - 4 vs. Washington State (12/31/23), vs. Utah Tech (12/21/23)
Rebounds - 3 vs. Washington (12/29/23)
Field Goals - 1 five times (last vs. Washington State, 12/31/23)
FG Attempts - 2 three times (last vs. Washington State 12/31/23)
3PT FG Attempts - 1 vs. Utah Tech (12/21/23), vs. Miami (12/10/23)
Free Throws - 2 vs. Washington State (12/31/23), vs. Utah Tech (12/21/23)
FT Attempts - 3 vs. Washington State (12/31/23)
Steals - 1 at Arizona (1/4/24)
Blocks - 1 at Arizona (1/4/24)
Minutes - 16:33 vs. Washington (12/29/23)

Career Statistics

Year	GP	GS	Min	Avg	FG	FGA	Pct	3FG	FGA	Pct	FT	FTA	Pct	Off	Def	Tot	Avg	PF	FO	A	TO	S	B	Pts	Avg
2023-24	13	0	75	5.8	5	12	.417	0	2	.000	5	8	.625	2	7	9	0.7	6	0	0	2	1	1	15	1.2

35 Assane DIOP

6-8 - 210 - Fr. - F

Dakar, Senegal (Accelerated Schools of Denver)

2023-24 (Redshirt Freshman):

- Career-high seven rebounds against California.

- Career-best 10 points in 16 minutes vs. Oregon State.

- Hit a career-best three field goals against the Beavers on four attempts. Had been just 2 of 4 from the field in seven previous Pac-12 games.

- Made his collegiate debut against Towson.

Before CU/Personal: Spent his senior year with Accelerated Prep, a private basketball program associated with Accelerated Schools of Denver.

- McDonald's All-American nominee.

- A four-star and No. 2 ranked prospect in the state of Colorado for the Class of 2023.

- A top 100 national prospect, he was rated No. 74 overall in the ESPN Top100 and 13th-best at his position. He ranked No. 100 in the nation according to 247Sports Composite Rankings and the 13th-best post player in the nation.

- Spent his junior season at Denver Prep Academy, playing on The Grind Session, a national-travel basketball circuit, averaging eight points and nearly nine rebounds per game.

- Helped Wesminster's Belleview Christian to the Colorado Class 1A State Championship as a sophomore in 2020-21.

- Played three years for the Colorado Hawks club team.

- An Open Option major at Colorado and is interested in Psychology and French.

- A native of Dakar, Senegal, he moved to Colorado in January 2020 to pursue basketball and educational opportunities.

- Enjoys watching movies and hanging out with friends.

- Favorite NBA players are LeBron James and Kyrie Irving and likes the Los Angeles Lakers and Denver Nuggets.

- Enjoys playing ping pong, bowling and is learning how to play pickle ball and tennis.

- Played alongside fellow countryman and Arkansas freshman Baye Fall in high school.

2023-24 GAME-BY-GAME

		Total		3-Pt				Reb.								
Team (Date)	**Min**	**FG-A**	**Pct**	**FGA**	**Pct**	**FT-A**	**Pct**	**O**	**D**	**T**	**F-O**	**A**	**TO**	**S**	**B**	**Pts**
TOWSON (11/6)	11:08	0-1	.000	0-1	.000	2-2	1.000	1	0	1	1	0	1	0	0	2
GRAMBLING STATE (11/10)	11:31	2-2	1.000	0-0	.000	1-2	.500	0	0	0	4	0	0	2	0	5
MILWAUKEE (11/14)	13:43	1-2	.500	0-0	.000	0-0	.000	1	1	2	1	1	2	1	1	2
vs. Richmond (11/20)	1:25	0-0	.000	0-0	.000	0-0	.000	0	0	0	0	0	1	0	0	0
vs. Florida State (11/21)	5:31	0-2	.000	0-0	.000	0-0	.000	1	0	1	1	1	0	0	0	0
IONA (11/26)	8:20	1-1	1.000	0-0	.000	0-0	.000	0	0	0	1	0	2	0	0	2
at #20/21 Colorado State (11/29)	1:48	0-0	.000	0-0	.000	0-0	.000	1	0	1	1	0	1	0	0	0
PEPPERDINE (12/3)	7:42	0-1	.000	0-1	.000	1-2	.500	0	0	0	3	0	1	0	0	1
vs. #15/15 Miami (Fla.) (12/10)	4:10	1-3	.333	0-1	.000	0-0	.000	0	0	0	0	0	1	0	0	2
NORTHERN COLORADO (12/15)	13:45	2-6	.333	0-3	.000	2-2	1.000	1	2	3	1	1	0	0	0	6
UTAH TECH (12/21)	12:46	1-2	.500	0-0	.000	0-0	.000	1	1	2	1	2	1	0	1	2
*WASHINGTON (12/29)	9:03	0-0	.000	0-0	.000	0-0	.000	0	1	1	1	0	1	0	0	0
*WASHINGTON STATE (12/31)	2:00	0-0	.000	0-0	.000	0-0	.000	0	0	0	0	0	0	0	0	0
*at #10/10 Arizona (1/4)	13:36	1-2	.500	0-0	.000	0-0	.000	0	1	1	1	0	1	0	0	2
*at Arizona State (1/6)	9:40	0-1	.000	0-0	.000	1-2	.500	0	2	2	1	0	2	0	0	1
*at California (1/10)	3:22	0-0	.000	0-0	.000	0-0	.000	0	0	0	2	0	0	0	0	0
*USC (1/13)	2:03	0-0	.000	0-0	.000	0-0	.000	0	0	0	0	0	0	0	0	0
*OREGON (1/18)	5:56	1-1	1.000	0-0	.000	0-0	.000	0	0	0	0	0	0	0	0	2
*OREGON STATE (1/20)	16:01	3-4	.750	0-0	.000	4-4	1.000	2	2	4	2	2	0	0	1	10
*at Washington (1/24)	4:38	0-0	.000	0-0	.000	0-0	.000	0	2	2	2	1	0	1	0	0
*at Washington State (1/27)	3:05	0-1	.000	0-1	.000	0-0	.000	0	0	0	0	0	0	0	0	0
*at Utah (2/3)	11:21	0-0	.000	0-0	.000	0-0	.000	1	1	2	3	0	0	0	0	0
*ARIZONA STATE (2/8)	6:15	0-1	.000	0-0	.000	0-0	.000	1	0	1	1	0	0	0	0	0
*ARIZONA (2/10)	2:01	0-1	.000	0-1	.000	0-0	.000	0	1	1	1	0	0	0	0	0
*at UCLA (2/15)		DNP														
*at USC (2/17)	3:18	0-0	.000	0-0	.000	0-0	.000	0	1	1	0	0	0	0	0	0
*UTAH (2/24)	8:15	2-4	.500	0-1	.000	0-0	.000	1	1	2	2	2	0	0	1	4
*CALIFORNIA (2/28)	11:36	0-1	.000	0-0	.000	2-2	1.000	2	5	7	2	0	1	0	0	2
*STANFORD (3/3)	9:15	0-1	.000	0-0	.000	0-0	.000	0	1	1	1	0	0	0	0	0
*at Oregon (3/7)	1:50	0-0	.000	0-0	.000	0-0	.000	0	0	0	0	0	0	0	0	0
*at Oregon State (3/9)	2:21	0-1	.000	0-0	.000	0-0	.000	0	1	1	0	0	0	0	0	0
Totals	**217:25**	**15-38**	**.395**	**0-9**	**.000**	**13-16**	**.813**	**13**	**23**	**36**	**33**	**11**	**14**	**4**	**4**	**43**
Pac-12	**125:36**	**7-18**	**.389**	**0-3**	**.000**	**7-8**	**.875**	**7**	**19**	**26**	**19**	**6**	**4**	**1**	**2**	**21**

Career Highs

Points - 10 vs. Oregon State (1/20/24)
Rebounds - 7 vs. California (2/28/24)
Field Goals - 3 vs. Oregon State (1/20/24)
FG Attempts - 6 vs. Northern Colorado (12/15/23)
3PT Field Goals -
3PT FG Attempts - 3 vs. Northern Colorado (12/15/23)
Free Throws - 4 vs. Oregon State (1/20/24)
FT Attempts - 4 vs. Oregon State (1/20/24)
Assists - 2 three times (last vs. Utah, 2/24/24)
Blocks - 1 four times (last vs. Utah, 2/24/24)
Steals - 2 vs. Grambling State (11/10/23)
Minutes - 16:01 vs. Oregon State (1/20/24)

Career Statistics

Year	GP	GS	Min	Avg	FG	FGA	Pct	3FG	FGA	Pct	FT	FTA	Pct	Off	Def	Tot	Avg	PF	FO	A	TO	S	B	Pts	Avg
2023-24	30	0	217	7.2	15	38	.395	0	9	.000	13	16	.813	13	23	36	1.2	33	0	11	14	4	4	43	1.4

44 Eddie LAMPKIN, JR.

6-11 - 265 - Sr. - C

Houston, Texas (Morton Ranch/TCU)

2023-24 (Senior): Leads Colorado and ranks fifth in the Pac-12 in rebounding.

- Also third in offensive rebounds (2.5 orpg), seventh in field goal percentage and 12th in defensive boards (4.6 drpg) on the Pac-12 charts.

- Has shot 50 percent or better in 23 of 31 games.

- Eighth CU double-double (14th overall) with 17 points and 11 rebounds at Oregon State.

- Career high (both CU & TCU) six assists against UNC.

- Has 10 of Colorado's 16 double-figure rebounding games.

- Made his first CU start with 10 points and eight rebounds vs. Grambling State.

2020-23 (TCU): Averaged 5.7 points and 5.3 rebounds over 67 career games with the Horned Frogs. Shot 58 percent from the field with 39 total steals and 29 blocked shots.

- Played in 24 games with 19 starts in 2022-23, averaging 6.3 points and 5.9 rebounds.

- He was second on the team in rebounds as well as field goal shooting at 54.7 percent.

- Had a season-high 17 points in TCU's home win over Kansas State.

- Had one double-double with 16 points and a season-high 12 rebounds against Providence in the Big 12/Big East Battle series.

- Averaged 6.8 points and ranked ninth in the Big 12 Conference at 6.2 rebounds per game in 2021-22.

- Shot 60.6 percent from the field, a figure that ranked seventh on TCU's single-season list.

- Had one of his finest games against Arizona in the second round of the 2022 NCAA Tournament. He had career-highs with 20 points (8 for 9 FG) and 14 rebounds in an 85-80 overtime loss to the top-seeded Wildcats.

Payed 10 games in limited minutes as a freshman during the pandemic-affected 2020-21 season

Before CU/Personal: An ESPN.com four-star recruit, he was rated the No. 9 player in Texas for the class of 2020 according to TexasHoops.com.

- Averaged 11.6 points and 10.9 rebounds as a senior at Morton Ranch High School, leading the program to its first-ever regional tournament berth, but fell in the 6A regional semifinals and finished with a record of 27-9 (12-0 in district).

- Averaged 14 points, 10 rebounds and 2.4 assists as a junior during the 2018-19 season to lead Morton Ranch to a 27-7 record (12-0 in district).

- Averaged 11.5 points and 3.4 rebounds as a sophomore during the 2017-18 season while Morton Ranch finished with a record of 24-10.

- Attended the Steph Curry Select Camp and earned MVP of the Steph Curry UnderArmour game during the summer of 2019.

- Played eight years in the Houston Defenders club program.

- An Ethnic Studies at Colorado and also has an interest in Criminal Justice.

2023-24 GAME-BY-GAME

		Total		3-Pt				Reb.								
Team (Date)	**Min**	**FG-A**	**Pct**	**FGA**	**Pct**	**FT-A**	**Pct**	**O**	**D**	**T**	**F-O**	**A**	**TO**	**S**	**B**	**Pts**
TOWSON (11/6)	17:31	2-7	.286	0-0	.000	0-0	.000	3	2	5	4	2	5	0	0	4
GRAMBLING STATE (11/10)	*24:45	4-7	.571	0-0	.000	2-2	1.000	2	6	8	0	3	2	0	1	10
MILWAUKEE (11/14)	*21:50	6-7	.857	0-0	.000	2-3	.667	3	9	12	2	2	1	2	1	14
vs. Richmond (11/20)	*29:35	3-7	.429	0-0	.000	0-2	.000	2	4	6	1	2	1	0	0	6
vs. Florida State (11/21)	*24:45	3-10	.300	0-0	.000	2-2	1.000	6	5	11	1	4	2	0	0	8
IONA (11/26)	*24:09	3-5	.600	0-0	.000	1-2	.500	0	7	7	2	1	2	0	0	7
at Colorado State (11/29)	*19:16	1-3	.333	0-0	.000	0-0	.000	1	1	2	2	0	1	0	0	2
PEPPERDINE (12/3)	*25:50	2-7	.286	0-0	.000	3-4	.750	3	7	10	0	3	1	1	0	7
vs. #15/15 Miami (Fla.) (12/10)	*30:07	5-6	.833	0-0	.000	1-1	1.000	0	1	1	2	3	4	0	0	11
NORTHERN COLORADO (12/15)	*23:52	5-8	.625	0-0	.000	0-1	.000	0	10	10	2	6	2	0	0	10
UTAH TECH (12/21)	*23:27	4-7	.571	0-0	.000	8-10	.800	6	4	10	3	2	5	0	1	16
*WASHINGTON (12/29)	*33:57	5-11	.455	0-0	.000	7-12	.583	7	5	12	0	2	5	0	1	17
*WASHINGTON STATE (12/31)	*30:02	3-4	.750	0-0	.000	4-5	.800	2	4	6	4	2	4	1	0	10
*at #10/10 Arizona (1/4)	*28:25	3-5	.600	0-0	.000	0-0	.000	1	3	4	3	3	2	0	0	6
*at Arizona State (1/6)	*30:20	2-4	.500	0-0	.000	4-6	.667	1	5	6	2	2	3	0	0	8
*at California (1/10)	*35:05	7-11	.636	0-0	.000	8-9	.889	5	6	11	3	3	1	0	0	22
*USC (1/13)	*32:58	5-9	.556	0-0	.000	2-3	.667	3	4	7	2	0	1	0	0	12
*OREGON (1/18)	*20:36	1-2	.500	0-0	.000	3-4	.750	2	3	5	4	1	2	0	1	5
*OREGON STATE (1/20)	*26:03	7-13	.538	0-0	.000	3-4	.750	3	5	8	2	1	2	0	0	17
*at Washington (1/24)	*27:34	7-13	.538	0-0	.000	0-0	.000	4	6	10	2	2	4	0	0	14
*at Washington State (1/27)	*28:35	4-6	.667	0-0	.000	2-5	.400	2	2	4	2	1	4	0	0	10
*at Utah (2/3)	*33:37	4-8	.500	0-0	.000	3-4	.750	3	7	10	2	4	8	1	0	11
*ARIZONA STATE (2/8)	*29:17	3-4	.750	0-0	.000	2-4	.500	1	4	5	2	1	3	3	0	8
*ARIZONA (2/10)	*20:44	2-3	.667	0-0	.000	0-0	.000	0	3	3	2	1	1	1	0	4
*at UCLA (2/15)	*35:05	5-7	.714	0-0	.000	2-2	1.000	3	3	6	2	3	2	0	0	12
*at USC (2/17)	*20:48	1-4	.250	0-0	.000	1-4	.250	2	0	2	1	0	2	0	0	3
*UTAH (2/24)	*29:43	4-5	.800	0-0	.000	5-6	.833	1	6	7	3	3	2	0	0	13
*CALIFORNIA (2/28)	*30:44	6-11	.545	0-0	.000	0-2	.000	1	7	8	3	0	0	1	0	12
*STANFORD (3/3)	*20:08	5-7	.714	0-0	.000	1-2	.500	2	4	6	5-1	3	5	0	0	11
*at Oregon (3/7)	*31:52	3-6	.500	0-0	.000	1-4	.250	4	2	6	2	3	2	0	0	7
*at Oregon State (3/9)	*31:29	8-10	.800	0-0	.000	1-2	.500	5	6	11	0	2	1	1	0	17
Totals	**842:08**	**123-217**	**.567**	**0-0**	**.000**	**68-105**	**.648**	**78**	**141**	**219**	**65-1**	**65**	**80**	**11**	**5**	**314**
Pac-12	**577:01**	**85-143**	**.594**	**0-0**	**.000**	**49-78**	**.628**	**52**	**85**	**137**	**46-1**	**37**	**54**	**8**	**2**	**219**

CU Career Highs

Points - 22 at California (1/10/24)
Rebounds - 12 vs. Washington (12/29/23), vs. Milwaukee (11/14/23)
Field Goals - 8 at Oregon State (3/9/24)
FG Attempts - 13 at Washington (1/24/24), vs. Oregon State (1/20/24)
3PT Field Goals -
3PT FG Attempts -
Free Throws - 8 at California (1/10/24), vs. Utah Tech (12/21/23)
FT Attempts - 12 vs. Washington (12/29/23)
Assists - 6 vs. Northern Colorado (12/15/23)
Blocks - 1 five times (last vs. Oregon, 1/18/24)
Steals - 3 vs. Arizona State (2/8/24)
Minutes - 35:05 at UCLA (2/15/24), at California (1/10/24)

Career Statistics

Year	GP	GS	Min	Avg	FG	FGA	Pct	3FG	FGA	Pct	FT	FTA	Pct	Off	Def	Tot	Avg	PF	FO	A	TO	S	B	Pts	Avg
TCU '20-21	10	0	32	3.2	2	5	.400	0	0	.000	2	6	.333	4	5	9	0.9	8	0	1	2	4	1	6	0.6
TCU '21-22	33	32	705	21.4	94	155	.606	0	0	.000	36	70	.514	103	103	206	6.2	77	1	25	34	20	16	224	6.8
TCU '22-23	24	19	522	21.8	64	117	.547	0	0	.000	24	43	.558	67	75	142	5.9	41	1	29	37	15	12	152	6.3
2023-24	31	30	842	27.2	123	217	.567	0	0	.000	68	105	.648	78	141	219	7.1	65	1	65	80	11	5	314	10.1
D1 Totals	**98**	**81**	**2105**	**21.5**	**283**	**494**	**.573**	**0**	**0**	**.000**	**130**	**224**	**.580**	**252**	**324**	**576**	**5.9**	**191**	**3**	**120**	**153**	**50**	**34**	**696**	**7.1**

13 Courtney **ANDERSON, JR.**

6-5 - 182 - Fr. - G
Vallejo, Calif. (Dublin)

Before CU/Personal: A 2023 graduate of Dublin High School.

- Earned all-state and all-area honors his sophomore through senior years.

- A two-time all-league and San Francisco Chronicle All-Metro pick.

- Averaged 20.1 points and nearly five rebounds a game as a junior, helping the Gaels to an 8-1 league record and a spot in the North Coast Section Open Division tournament.

- Rated as a four-star guard by ESPN and the 15th best player in the state of California.

- Scored a Griddly Tournament record 98 points in a three-game span. Played two years with the West Coast Elite club program.

- An Exploratory Studies major at Colorado, he was named a Scholar-Athlete in high school.

- Born Aug. 15, 2005, in Berkeley, Calif., he is considered one of the youngest players in NCAA Division I as a freshman.

- His father, Courtney Sr. played four seasons in the NFL as a tight end, mostly with the Oakland Raiders who selected him in the seventh round of the 2004 NFL Draft.

- Enjoys movies and video games.

- Favorite athlete is LeBron James.

- Chose Colorado over numerous schools, including Arizona State, Cal, San Diego State and Santa Clara in part because “the culture and the experiences I would get on and off the court.”

34 Jack **PEASE**

6-0 - 170 - So. - G
Dallas, Texas (Highland Park)

2023-24 (Sophomore): Made his season debut, and first game in nearly two years, against Oregon State collecting his first two career rebounds and first assist.

2022-23 (Redshirt Freshman): Intended to transfer to NCAA Division II Colorado Christian, but an injury changed those plans and instead took a gap year back home and returned to Colorado for the Fall 2023 semester.

2021-22 (Freshman): Played in two games, appearing in the final minutes of the home wins over Maine (11/15) and Oregon State (2/5).

- Hit one of two field goal attempts on the season, scoring his lone points on a field goal against the Beavers.

- Joined the Colorado program as a walk-on in the fall of 2021.

Before CU: A 2021 graduate of Highland Park High School.

- Averaged 12.1 points and 4.5 assists as a senior, helping the Scots to a 22-5 record, the District 13-5A title and a spot in the region semifinals.

- Named the District 13-5A Offensive Player of the Year and earned Texas Association of Basketball Coaches All-Region honors.

- A three-year letterwinner, two-time captain, team MVP and assist-award winner.

- Averaged 11.7 points and 4.5 assists as a junior. Ranks third in assists on Highland Park’s all-time list.

- Played club basketball for the Texas Dynasty and one year with the Lone Star Elite.

- A Religious Studies major at Colorado.

- Enjoys Church, music, food, golf, playing cards and going to the movies.

- Member of Young Men’s Service League in high school and was honored with the Presidential Award for the most hours of community service as a senior.

- An Eagle Scout.

- Would like to play basketball professionally overseas and then either becoming a coach or doing something in Ministry.

- A Black Belt in Taekwondo.

Career Highs
Points - 2 vs. Oregon State (2/5/22)
Rebounds - 2 vs. Oregon State (1/20/24)
Field Goals - 1 vs. Oregon State (2/5/22)
FG Attempts - 1 three times (last vs. Oregon State, 1/20/24)
3PT FG Attempts - 1 vs. Oregon State (1/20/24)
Assists - 1 vs. Oregon State (1/20/24)
Minutes - 3 vs. Oregon State (2/5/22)

Career Statistics

Year	GP	GS	Min	Avg	FG	FGA	Pct	3FG	FGA	Pct	FT	FTA	Pct	Off	Def	Tot	Avg	PF	FO	A	TO	S	B	Pts	Avg
2021-22	2	0	5	2.5	1	2	.500	0	0	.000	0	0	.000	0	0	0	0.0	1	0	0	0	0	0	2	1.0
2023-24	1	0	2	2.0	0	1	.000	0	1	.000	0	0	.000	0	2	2	2.0	0	0	1	0	0	0	0	0.0
Totals	**3**	**0**	**7**	**2.3**	**1**	**3**	**.333**	**0**	**1**	**.000**	**0**	**0**	**.000**	**0**	**2**	**2**	**0.7**	**1**	**0**	**1**	**0**	**0**	**0**	**2**	**0.7**



30 Greg GERHARDT

6-10 - 218 - Fr. - F/C

Superior, Colo. (Monarch/Sunrise Christian [Kan.])

2023-24 (Redshirt Freshman): Made his collegiate debut in the final minute against Utah Tech.

2022-23 (Freshman): Sat out the season as a redshirt in the Colorado basketball program.

Before CU/Personal: A 2021 graduate of Monarch High School.

- A three-year letter winner for the Coyotes, he averaged 9.5 points and 5.2 rebounds as a senior earning All-Front Range League honors and was an honorable mention to the BoCoPreps All-Region Team.

- Spent the 2021-22 season at Sunrise Christian Academy (Kan.), helping the Buffaloes to the national tournament.

- Played club basketball for the Billups Elite in Denver with current Buff Julian Hammond III.

- Majoring in Business at Colorado.

- Enjoys being outdoors.

- Favorite team is the Portland Trailblazers.

- Chose Colorado because "it was a no-brainer; a dream school of mine ever since I moved here."

Career Highs
Minutes - 1 vs. Utah Tech (12/21/23)

Career Statistics

Year	GP	GS	Min	Avg	FG	FGA	Pct	3FG	FGA	Pct	FT	FTA	Pct	Off	Def	Tot	Avg	PF	FO	A	TO	S	B	Pts	Avg
2023-24	1	0	1	1.0	0	0	.000	0	0	.000	0	0	.000	0	0	0	0.0	0	0	0	0	0	0	0	0.0

40 Grady WHITT

6-3 - 170 - Fr. - G

Raleigh, N.C. (Leesville Road)

Before CU/Personal: A 2023 graduate of Leesville Road High School.

- Averaged 16 points, seven rebounds and nearly eight assists as a senior for the Pride.

- A two-time all-conference selection, helped Leesville Road to a pair of conference titles and regional playoff berths.

- Averaged 12.6 points, seven assists and six rebounds as a junior.

- Holds the school record for most steals in a game with 12.

- Played club ball with Team Go Hard out of Raleigh for four years.

- A Business major at Colorado and is also interested in history. Graduated from high school Magna Cum Laude and is a member of the Rho Kappa Honor Society.

- An older brother, Carter, plays basketball at Furman

- Enjoys golf, traveling, stock trading and politics.

- Would like to pursue being a sports agent or coach or work in politics or on Wall Street, but hasn't decided yet.

- Favorite NBA player is Chris Paul and favorite sports team is the Carolina Hurricanes.

GAME 1
COLORADO 75, TOWSON 57
Nov. 6, 2023, Boulder, Colo. (CU Events Center)

VISITORS: Towson 0-1

## Player		fg-a	3fg-a	ft-a	of	de	tot	pf	tp	a	to	s	bk	min
25 Messiah Jones	f	2-6	1-1	3-3	1	1	2	2	8	0	1	1	0	17
32 Charles Thompson	f	6-11	0-0	1-2	3	2	5	3	13	0	4	3	1	27
5 Christian May	g	0-9	0-4	2-4	1	5	6	3	2	1	0	1	0	27
10 Rahdir Hicks	g	1-3	1-2	0-0	0	1	1	2	3	1	2	0	0	21
15 Tyler Tejada	g	3-7	2-2	1-3	0	1	1	2	9	0	4	0	0	25
4 Dylan Williamson		6-12	2-5	1-1	1	1	2	0	15	3	0	2	0	29
11 Mekhi Lowery		0-1	0-0	0-0	0	2	2	5	0	0	0	0	1	11
1 Tomiwa Sulaiman		1-2	0-0	4-5	1	2	3	1	6	0	0	1	0	21
13 Chase Paar		0-2	0-0	1-2	1	0	1	1	1	0	0	0	2	11
3 Tyler Coleman		0-1	0-0	0-0	0	1	1	1	0	0	0	1	0	7
30 Cole Paar		0-0	0-0	0-0	0	0	0	0	0	0	0	0	0	1
33 Brandon Held		0-0	0-0	0	0	0	0	0	0	0	0	0	0	1
TEAM					2		2							
Totals.....		**19-54**	**6-14**	**13-20**	**10**	**16**	**26**	**20**	**57**	**5**	**11**	**9**	**4**	**200**

TOTAL FG%	1st Half: 10-29 34.5%	2nd Half: 9-25 36.0%	Game: 35.2%	DEADBALL
3-Pt. FG%	1st Half: 2-7 28.6%	2nd Half: 4-7 57.1%	Game: 42.9%	REBOUNDS
F Throw %	1st Half: 2-5 40.0%	2nd Half: 11-15 73.3%	Game: 65.0%	4,1

HOME: Colorado 1-0

## Player		fg-a	3fg-a	ft-a	of	de	tot	pf	tp	a	to	s	bk	min
10 Cody Williams	f	1-4	0-2	2-4	1	3	4	1	4	3	3	0	2	28
23 Tristan da Silva	f	5-6	3-4	0-1	0	2	2	4	13	4	2	0	2	28
0 Luke O'Brien	g	3-7	1-3	0-0	2	5	7	0	7	1	1	2	1	20
1 J'Vonne Hadley	g	5-7	0-0	3-4	1	8	9	3	13	3	1	1	1	27
2 KJ Simpson	g	7-9	3-4	5-5	0	3	3	1	22	3	0	1	0	26
3 Julian Hammond III		3-6	1-2	0-1	1	1	2	2	7	4	1	0	0	23
44 Eddie Lampkin Jr		2-7	0-0	0-0	3	2	5	4	4	2	5	0	0	18
5 RJ Smith		0-1	0-1	0-0	0	2	2	0	0	1	1	1	0	14
35 Assane Diop		0-1	0-1	2-2	1	0	1	1	2	0	1	0	0	11
12 Bangot Dak		0-1	0-0	2-2	0	0	0	1	2	0	0	1	0	4
24 Joe Hurlburt		0-1	0-0	0-0	0	0	0	0	0	0	0	0	0	1
31 Harrison Carrington		0-0	0-0	1-2	0	0	0	0	1	0	0	0	0	1
TEAM					2	1	3				1			
Totals.....		**26-50**	**8-17**	**15-21**	**11**	**27**	**38**	**17**	**75**	**21**	**16**	**6**	**6**	**200**

TOTAL FG%	1st Half: 10-24 41.7%	2nd Half: 16-26 61.5%	Game: 52.0%	DEADBALL
3-Pt. FG%	1st Half: 0-7 0.0%	2nd Half: 8-10 80.0%	Game: 47.1%	REBOUNDS
F Throw %	1st Half: 8-10 80.0%	2nd Half: 7-11 63.6%	Game: 71.4%	2,1

Officials: Verne Harris, Mark Beasley, Layne Barney

Score by Periods	1st	2nd	Total
Towson	24	33	57
Colorado	28	47	75

BOULDER — Colorado's defense set the tone in the first half and the Buffaloes' offense came alive in the second Monday as CU rolled to a 75-57 win over Towson in the season opener at the CU Events Center.

The Buffs led by four at the half but exploded with a 17-1 run to open the second half and Towson never threatened again, as CU pushed its lead to as much as 28 down the stretch.

Colorado improved to 14-0 in home openers in the Tad Boyle era.

KJ Simpson led the Buffs with 22 points and **Tristan da Silva** added 13, all in the second half. **J'Vonne Hadley** added 13 points and a game-high nine rebounds and **Luke O'Brien** had seven points and seven boards.

Dylan Williamson led Towson with 15 points.

Colorado shot 52 percent from the floor, including 8-for-17 from 3-point range. The Buffs missed all seven attempts from beyond the arc in the first half but then hit eight in a row in the second half to build their lead.

CU held the Tigers to 35 percent shooting and had a 38-26 edge on the boards. The Buffs are now 85-6 under Boyle when holding an opponent to 40 percent or less shooting and having at least a plus-8 rebounding edge.

Colorado finished with 21 assists on 26 baskets, with the only downside of the night 16 turnovers.

"That was a good first game," Boyle said. "A tale of two halves, obviously. I thought we fought adversity in the first half offensively and came out in the second half and figured things out a little bit. I was really proud of our defensive effort that first 20 minutes. We really guarded at a high, high level and we did that pretty much the whole game. I'm really happy with this team's defense and rebounding."

HOW IT HAPPENED: Colorado led 28-24 at the half after the Tigers sliced a 13-point deficit to four with a late 11-2 run.

"It's not how we wanted to start offensively," Simpson said. "There was a lot of standing around and not moving the ball. But we got better in the second half."

Indeed, the Buffs needed just a few minutes after intermission to blow the game open.

After missing all seven of their 3-point tries in the first half, the Buffs drained eight in a row to start the second half. Simpson hit two in the first three minutes of the period and da Silva and O'Brien each hit one in the span as Colorado quickly rebuilt its lead to double digits, 40-24.

Towson never threatened again as Colorado steadily built its lead. Another da Silva 3-pointer pushed Colorado's edge to 20 less than six minutes into the period and the cushion ballooned to 28 with 5:26 to play.

Boyle had no gripes about the Buffs' defense in this one. Colorado held Towson to just four points in the first seven minutes of the second half and limited the Tigers to under 30 percent shooting for much of the period.

"We have a chance to be a really good defensive team," Boyle said.

Colorado's defense established the tempo early as the Buffs jumped out to a 14-4 lead in the first eight minutes. The Buffs forced a 6-minute scoring drought from the Tigers in that stretch and got six points from Simpson on the offensive end.

The Buffs continued to apply the pressure and with 6:39 left in the half, pushed their lead to 13 when an **Eddie Lampkin Jr.** bucket inside gave Colorado a 24-11 edge.

But CU's offense then went stagnant and Towson put together an 11-2 run, thanks in part to a handful of Colorado turnovers. A 3-pointer from Messiah Jones with 1:34 left in the half pulled the Tigers to within 26-22 and the two teams traded buckets in the final minute to send Colorado into the break with just a four-point lead, 28-24.

Along with eight turnovers in the opening half the Buffs also shot 0-for-7 from 3-point range.

GAME 2
COLORADO 95, GRAMBLING STATE 63
Nov. 10, 2023, Boulder, Colo. (CU Events Center)

VISITORS: Grambling State 1-1

## Player		fg-a	3fg-a	ft-a	of	de	tot	pf	tp	a	to	s	bk	min
10 Jalen Johnson	f	2-5	0-0	4-4	1	3	4	3	8	0	1	0	0	25
11 Jourdan Smith	f	3-11	0-3	1-1	0	4	4	2	7	0	2	2	1	33
12 Jonathan Aku	f	0-0	0-0	1-2	1	3	4	5	1	1	1	0	0	21
00 Dozier Kintavious	g	1-6	0-3	0-0	1	0	1	0	2	0	1	0	0	12
5 Tra'Michael Moton	g	8-15	3-5	7-8	0	1	1	1	26	5	2	3	0	32
24 Terrence Lewis		4-7	2-4	3-4	0	2	2	1	13	0	1	0	0	21
3 Mikale Stevenson		0-4	0-2	0-0	0	1	1	1	0	0	3	1	0	10
23 Quintin Murrell		0-0	0-0	0-0	0	0	0	3	0	0	1	0	0	10
1 Jimel Cofer		1-2	0-0	0-2	1	1	2	2	2	0	1	0	0	12
2 Zahad Munford		2-2	0-0	0-0	0	2	2	2	4	0	0	1	0	14
22 Elvis Nnaji		0-1	0-1	0-0	0	0	0	0	0	0	0	0	0	6
25 William Reynolds		0-1	0-0	0-0	0	1	1	0	0	0	0	0	0	4
TEAM					2		2							
Totals.....		**21-54**	**5-18**	**16-21**	**6**	**18**	**24**	**20**	**63**	**6**	**13**	**7**	**1**	**200**

TOTAL FG%	1st Half: 6-26 23.1%	2nd Half: 15-28 53.6%	Game: 38.9%	DEADBALL
3-Pt. FG%	1st Half: 2-10 20.0%	2nd Half: 3-8 37.5%	Game: 27.8%	REBOUNDS
F Throw %	1st Half: 6-8 75.0%	2nd Half: 10-13 76.9%	Game: 76.2%	3,0

HOME: Colorado 2-0

## Player		fg-a	3fg-a	ft-a	of	de	tot	pf	tp	a	to	s	bk	min
23 Tristan da Silva	f	8-12	3-6	2-3	2	5	7	1	21	3	3	1	1	29
44 Eddie Lampkin Jr	c	4-7	0-0	2-2	2	6	8	0	10	3	2	0	1	25
0 Luke O'Brien	g	4-9	2-3	0-1	1	3	4	2	10	3	1	0	2	26
1 J'Vonne Hadley	g	5-8	0-0	7-9	4	4	8	2	17	4	1	1	0	31
2 KJ Simpson	g	6-13	0-4	0-0	2	5	7	2	12	8	1	3	0	27
3 Julian Hammond III		5-8	4-7	0-0	0	0	0	3	14	6	2	2	0	23
5 RJ Smith		1-3	1-3	3-3	0	1	1	3	6	1	1	0	0	21
35 Assane Diop		2-2	0-0	1-2	0	0	0	4	5	0	0	2	0	12
12 Bangot Dak		0-1	0-0	0-0	1	1	2	1	0	0	0	0	0	6
31 Harrison Carrington		0-0	0-0	0-0	0	0	0	0	0	0	0	0	0	2
TEAM					4	4					1			
Totals.....		**35-63**	**10-23**	**15-20**	**12**	**29**	**41**	**18**	**95**	**28**	**12**	**9**	**4**	**200**

TOTAL FG%	1st Half: 21-36 58.3%	2nd Half: 14-27 51.9%	Game: 55.6%	DEADBALL
3-Pt. FG%	1st Half: 6-13 46.2%	2nd Half: 4-10 40.0%	Game: 43.5%	REBOUNDS
F Throw %	1st Half: 2-3 66.7%	2nd Half: 13-17 76.5%	Game: 75.0%	3,0

Officials: Marques Pettigrew, Eric Curry, Randy Richardson

Score by Periods	1st	2nd	Total
Grambling State	20	43	63
Colorado	50	45	95

BOULDER — From the very beginning Friday night, the Colorado Buffaloes made it clear they wouldn't set themselves up for another upset at the hands of Grambling State.

Instead, the Buffs avenged last year's loss at GSU with a dominating 95-63 win over the Tigers at the CU Events Center.

Tad Boyle's Buffs improved to 2-0 while Grambling State dropped to 1-1.

A year ago, the Tigers shocked the Buffs with an 83-74 win in Grambling.

Friday, Colorado left no doubt that another upset wasn't in the cards. The Buffs built a 10-point lead six minutes in, extended it to 20 midway through the first half and had a 30-point cushion at the break, 50-20.

The second half proved to be more of the same. The Buffs extended their edge to as much as 34 early in the second half and GSU never came closer than 25 again.

Colorado put six players in double figures, led by 21 points from senior **Tristan da Silva. J'Vonne Hadley** added 17 points, **Julian Hammond III** scored 14, **KJ Simpson** had 12 points and **Luke O'Brien** and **Eddie Lampkin Jr**. each tallied 10. Hadley and Lampkin each had eight rebounds for Colorado and Simpson had a career-high eight assists and just one turnover while Hammond tied his career high with six assists.

Tra'Michael Moton led GSU with 26 points.

The Buffs dominated virtually every statistical category. CU shot 55.6 percent from the floor (35-for-63) while holding GSU to 38.9 percent from the floor (21-for-54). CU also finished with 28 assists and held a 41-24 rebound edge. Colorado is now 86-6 in the Boyle era when holding an opponent to 40 percent shooting or less and having at least a plus-8 rebound edge.

"I was pleased with everything except for the second half defense," said Boyle, whose Buffs outscored Grambling 45-43 after the break. "I thought we got a little soft."

HOW IT HAPPENED: The Buffs were in control from the outset. CU jumped out to a 14-2 lead after six minutes, then bumped the margin to 20 when a Hadley three-point play gave the Buffs a 30-10 cushion with just under eight minutes to play in the half.

By halftime, Colorado's lead had been extended to 30 as the Buffs put three players in double figures en route to building a 50-20 edge at the break. Da Silva led CU in the first half with 16 points, Hammond — who hit his first three 3-point tries — added 11 and Hadley had 10.

The Buffs also delivered a clinic on sharing the ball and making the extra pass in the first 20 minutes. CU finished with 17 assists on 21 baskets in the opening half as Hadley and Hammond each had four assists. The Buffs also dominated the boards, finishing the half with a 25-11 rebound edge as da Silva and Lampkin each hauled down five boards.

"J'Vonne Hadley, I can't say enough good things," Boyle said of his do-everything wing, "His grit, his toughness, his hustle. He handles the ball, he passes the ball, he's just doing so many good things."

Defensively, the Buffs forced two four-minute scoring droughts from the Tigers in the first half and the offense took advantage.

Colorado continued the onslaught early in the second half, building the edge to as much as 34 and the Tigers never cut the deficit below 25 again.

Simpson, who scored 22 points in CU's opening win, turned his attention to making plays for his teammates and had five of his eight assists in the second half.

"KJ had eight assists and one turnover — that's phenomenal," Boyle said. "I talked to KJ before the season. There's gonna be some nights where you need to distribute the ball rather than score the ball and tonight was one of those nights. He made a lot of plays."

Da Silva's 21 points came on efficient 8-for-12 shooting and he also had seven rebounds and three assists.

GAME 3
#25/RV COLORADO 106, MILWAUKEE 79
Nov. 14, 2023, Boulder, Colo. (CU Events Center)

VISITORS: Milwaukee 1-2

## Player		fg-a	3fg-a	ft-a	of	de	tot	pf	tp	a	to	s	bk	min
22 Faizon Fields	f	1-4	0-1	0-0	2	0	2	1	2	1	1	0	0	10
1 Markeith Browning II	g	4-6	1-2	2-2	0	0	0	2	11	1	5	0	0	28
2 Elijah Jamison	g	4-7	1-1	1-2	1	1	2	2	10	0	1	0	0	16
4 Kentrell Pullian	g	1-3	0-2	2-4	3	3	6	4	4	1	2	1	0	24
10 BJ Freeman	g	2-12	1-5	4-4	1	4	5	2	9	5	2	3	0	21
3 Zach Howell		5-9	5-7	0-0	0	3	3	1	15	1	0	1	0	13
5 Angelo Stuart		2-9	1-6	1-1	1	0	1	1	6	1	0	0	0	17
8 Erik Pratt		4-9	1-3	0-0	1	1	2	1	9	1	0	1	0	20
25 Aaron Franklin		2-5	1-2	1-1	4	0	4	2	6	1	0	0	0	13
34 Darius Duffy		0-0	0-0	1-2	0	1	1	0	1	0	0	0	1	12
13 Langston Wilson		2-6	0-2	2-2	2	2	4	1	6	0	0	0	1	14
11 Learic Davis		0-1	0-1	0-0	1	0	1	2	0	0	1	0	0	7
27 Dominic Ham		0-2	0-2	0-0	0	0	0	0	0	0	0	0	0	2
15 Simeon Murchison		0-0	0-0	0-0	0	1	1	0	0	0	0	0	0	2
TEAM					3	2	5				1			
Totals.....		**27-73**	**11-34**	**14-18**	**19**	**18**	**37**	**19**	**79**	**12**	**13**	**6**	**2**	**200**

TOTAL FG%	1st Half: 12-34 35.3%	2nd Half: 15-39 38.5%	Game: 37.0%	DEADBALL
3-Pt. FG%	1st Half: 3-15 20.0%	2nd Half: 8-19 42.1%	Game: 32.4%	REBOUNDS
F Throw %	1st Half: 6-8 75.0%	2nd Half: 8-10 80.0%	Game: 77.8%	2,1

HOME: Colorado 3-0

## Player		fg-a	3fg-a	ft-a	of	de	tot	pf	tp	a	to	s	bk	min
10 Cody Williams	f	6-9	1-1	4-4	1	4	5	1	17	4	2	1	0	25
23 Tristan da Silva	f	6-10	4-6	1-2	0	3	3	1	17	3	2	1	1	25
44 Eddie Lampkin Jr	c	6-7	0-0	2-3	3	9	12	2	14	2	1	2	1	22
1 J'Vonne Hadley	g	2-4	0-0	2-2	0	3	3	2	6	2	1	0	0	28
2 KJ Simpson	g	7-9	3-4	6-7	0	2	2	2	23	6	1	2	0	21
0 Luke O'Brien		1-5	0-1	0-0	1	4	5	2	2	3	1	0	1	20
3 Julian Hammond III		5-10	2-4	2-2	1	0	1	2	14	4	1	0	1	21
5 RJ Smith		3-5	3-4	2-2	0	1	1	1	11	0	0	0	0	18
35 Assane Diop		1-2	0-0	0-0	1	1	2	1	2	1	2	1	1	14
12 Bangot Dak		0-1	0-0	0-2	1	0	1	0	0	0	0	0	0	4
31 Harrison Carrington		0-1	0-0	0-0	0	2	2	0	0	0	0	0	0	2
TEAM					2		2							
Totals.....		**37-63**	**13-20**	**19-24**	**10**	**29**	**39**	**14**	**106**	**25**	**11**	**7**	**5**	**200**

TOTAL FG%	1st Half: 20-32 62.5%	2nd Half: 17-31 54.8%	Game: 58.7%	DEADBALL
3-Pt. FG%	1st Half: 7-11 63.6%	2nd Half: 6-9 66.7%	Game: 65.0%	REBOUNDS
F Throw %	1st Half: 6-6 100%	2nd Half: 13-18 72.2%	Game: 79.2%	2,0

Officials: Tony Padilla, Ray Natili, Brooks Wells

Score by Periods	1st	2nd	Total
Milwaukee	33	46	79
Colorado	53	53	106

BOULDER — Colorado put six players in double figures Tuesday and the Buffaloes celebrated their No. 25 national ranking with a 106-79 win over Milwaukee at the CU Events Center.

Tad Boyle's Buffs improved to 3-0 while Milwaukee dropped to 1-2.

Colorado was dominant from the outset, building a double-digit lead four minutes in and extending the cushion to 20 by halftime. The Buffs then hit their first 10 shots of the second half to bump the edge to 30 and they led by as much as 38 down the stretch.

Guard **KJ Simpson** led Colorado with 23 points on 7-for-9 shooting and a game-high six assists while freshman **Cody Williams** scored 17 points to go with five rebounds and four assists. **Eddie Lampkin Jr.** had his first double-double as a Buff with 14 points and 12 rebounds, **Tristan da Silva** tallied 17 points, **Julian Hammond III** chipped in 14 and **RJ Smith** scored 11.

Zach Howell led Milwaukee with 15 points, all on 3-pointers.

Colorado surpassed the 20-assist mark for the third straight game, finishing with 25, and the Buffs shot 59 percent from the floor (37-63), including 13-for-20 from long range. Colorado has hit 31 of its 60 3-point tries thus far this season.

CU held Milwaukee to 37 percent shooting (27-for-73), but the Panthers did hit 11 of their 34 3-point tries. The Panthers also had 19 offensive rebounds for 18 second-chance points.

"We obviously shot the ball well — offensively we were as good as we've been all year tonight," Boyle said. "(But) with that being said, we still have a lot of room for improvement. Nineteen offensive rebounds given up is something that's not acceptable and we gave up 11 threes against a team that we knew was a good shooting team … Those are the two areas I'm dialing in on because what I've got to do with these guys is make them understand that we can maybe get away with some things early in the season with our schedule that we're not going to be able to get away with as we move forward."

HOW IT HAPPENED: On this night the Buffs got away with just about everything they wanted. CU took control early and the Panthers were on the ropes for the rest of the evening.

Williams, CU's highly touted freshman, came back from missing Colorado's last game with an injury to score seven points in an early CU surge that gave the Buffs a 17-4 lead less than four minutes. Da Silva had two 3-pointers in the burst, including one that sparked a 10-0 run that finished with a thunderous Williams dunk.

CU also held Milwaukee scoreless for 3 minutes in the stretch.

Milwaukee did manage to temporarily narrow the deficit back to single digits but Colorado responded with another double-digit run. CU held the Panthers scoreless for another 3 minute stretch, Lampkin sparked an 11-0 surge with four straight points and Colorado pushed its lead to 20.

Four consecutive points from Simpson gave the Buffs a 37-17 edge midway through the half and the Panthers never seriously threatened again. Colorado kept the pressure on down the stretch and the Buffs took a 53-33 lead into the break.

Williams led CU with 13 points in the first half and Simpson added 11. Colorado shot almost 63 percent (20-for-32) in the half, including 7-for-11 from long range. The Buffs also had 12 assists — three each from Simpson and Williams — and Lampkin had five rebounds.

This is the best passing team we've had since I've been here, without a doubt," Boyle said. "The strength of this team is our depth and our quality depth. Twenty-five assists is fantastic."

The Buffs picked up in the second half where they left off in the first as Colorado hit its first 10 shots of the half to build its lead into the 30s. A Simpson 3-pointer seven minutes into the period gave the Buffs an 80-48 lead and they pushed the cushion to as much as 38 down the stretch.

CU hit the century mark with 5:29 still to play when an RJ Smith 3-pointer gave Colorado a 100-63 lead.

GAME 4
#18/21 COLORADO 64, RICHMOND 59
Nov. 20, 2023, Daytona Beach, Fla. (Ocean Center)

VISITORS: Colorado 4-0

##	Player		fg-a	3fg-a	ft-a	of	de	tot	pf	tp	a	to	s	bk	min
10	Cody Williams	f	3-7	0-0	0-0	0	2	2	1	6	0	0	1	0	32
23	Tristan da Silva	f	6-13	0-3	3-4	1	7	8	2	15	0	3	1	0	34
44	Eddie Lampkin Jr	c	3-7	0-0	0-2	2	4	6	1	6	2	1	0	0	30
1	J'Vonne Hadley	g	1-4	0-1	4-4	2	4	6	1	6	3	1	4	1	35
2	KJ Simpson	g	6-11	2-4	9-10	0	3	3	3	23	2	3	0	0	27
0	Luke O'Brien		0-2	0-0	0-0	1	0	1	0	0	1	0	1	0	16
3	Julian Hammond III		0-2	0-1	5-5	1	0	1	2	5	0	2	0	1	19
5	RJ Smith		1-1	1-1	0-0	0	1	1	1	3	1	1	0	0	6
35	Assane Diop		0-0	0-0	0-0	0	0	0	0	0	0	1	0	0	1
	TEAM					3	1	4							
	Totals.....		**20-47**	**3-10**	**21-25**	**10**	**22**	**32**	**11**	**64**	**9**	**12**	**7**	**2**	**200**

TOTAL FG%	1st Half: 10-25 40.0%	2nd Half: 10-22 45.5%	Game: 42.6%	DEADBALL
3-Pt. FG%	1st Half: 2-6 33.3%	2nd Half: 1-4 25.0%	Game: 30.0%	REBOUNDS
F Throw %	1st Half: 6-9 66.7%	2nd Half: 15-16 93.8%	Game: 84.0%	2,0

HOME: Richmond 2-2

##	Player		fg-a	3fg-a	ft-a	of	de	tot	pf	tp	a	to	s	bk	min
24	Isaiah Bigelow	f	3-5	2-3	0-2	1	3	4	4	8	1	1	1	0	15
35	Aidan Noyes	f	0-1	0-1	0-0	0	0	0	1	0	0	0	0	0	10
32	Neal Quinn	c	4-6	0-0	0-0	2	3	5	3	8	1	4	1	1	28
2	Jordan King	g	8-16	1-6	6-7	1	5	6	2	23	1	2	1	0	38
3	Delonnie Hunt	g	1-4	0-1	2-2	0	2	2	0	4	0	0	0	0	18
4	Dji Bailey		5-6	1-1	0-0	0	0	0	2	11	1	3	1	0	27
11	Jason Roche		0-2	0-2	0-0	0	1	1	1	0	0	1	0	0	14
21	Mike Walz		0-1	0-0	0-0	2	0	2	1	0	0	0	0	1	11
12	Mikkel Tyne		1-7	1-5	0-0	0	0	0	5	3	2	0	2	0	21
9	Tyler Harris		1-3	0-1	0-0	0	4	4	2	2	0	1	1	0	18
	TEAM					1	1	2				1			
	Totals.....		**23-51**	**5-20**	**8-11**	**7**	**19**	**26**	**21**	**59**	**6**	**13**	**7**	**2**	**200**

TOTAL FG%	1st Half: 9-23 39.1%	2nd Half: 14-28 50.0%	Game: 45.1%	DEADBALL
3-Pt. FG%	1st Half: 1-10 10.0%	2nd Half: 4-10 40.0%	Game: 25.0%	REBOUNDS
F Throw %	1st Half: 6-8 75.0%	2nd Half: 2-3 66.7%	Game: 72.7%	2,1

Officials: Mark Schnur, Kellen Milliner, Deselle Dean

Score by Periods	1st	2nd	Total
Colorado	28	36	64
Richmond	25	34	59

DAYTONA BEACH, Fla. — Colorado's **KJ Simpson** scored 23 points and the No. 18 Buffaloes survived a tough shooting night Monday to take a 64-59 win over scrappy Richmond in the Sunshine Slam semifinals.

Tad Boyle's Buffs, who jumped seven spots in the AP poll released Monday, improved to 4-0 while Richmond fell to 2-2.

The Buffs will next face Florida State in Tuesday's championship game at 2 p.m. (CBSSN) at Ocean Center.

Monday's game, CU's first away from home this season, wasn't decided until the final minutes.

Colorado led for the majority of the game, jumping out to a quick 6-0 lead and taking a 28-25 edge into intermission. But the Spiders wouldn't go away and took their second lead of the game, 44-42, with nine minutes to play.

The Buffs, though, responded with a quick 6-0 run to regain control. Richmond managed to cut the deficit to one point again before the Buffs finally put the game away. A **Tristan da Silva** basket with just more than a minute to play bumped CU's edge to five and following a pair of defensive stops, Simpson, da Silva and **J'Vonne Hadley** each hit two free throws to give Colorado a nine-point edge, 62-53, with 32 seconds remaining.

Simpson had three rebounds and a pair of assists to go with his 23 points, bolstered by a 9-for-10 effort from the free throw line. Da Silva added 15 points and eight rebounds while Hadley had six points and six boards.

Jordan King led Richmond with 23 points.

Colorado entered the game as the nation's leading 3-point shooting team (51.7 percent) and the sixth-best field goal shooting team (55.7 percent). But the Buffs struggled to find their shooting eye all night, finishing just 20-for-47 from the floor. They did, however, hit 21 of their 25 free throw tries while also holding a 32-26 rebound edge.

Richmond hit 23 of its 51 field goal tries but was just 5-for-20 from long range.

HOW IT HAPPENED: Colorado led 28-25 at the break and pushed the cushion to seven early in the second half on four Simpson free throws.

But the Buffs could never shake the Spiders. Richmond stayed within range and finally took its second lead of the game, 44-42, when King hit two of three free throws at the 9:07 mark.

Colorado answered with a 6-0 run, getting a Simpson 3-pointer and a Cody Williams layup in transition for a 48-44 lead.

But Richmond stayed within striking range and with just more than four minutes to play, cut Colorado's lead to one on a long King 2-pointer.

Colorado then pushed its lead back to five on a pair of free throws from Simpson and Hadley before Richmond narrowed the gap to three one more time.

CU's defense then stepped up. **Eddie Lampkin Jr.** forced a turnover, then found da Silva underneath with a beautiful pass. Da Silva rammed it home and Colorado had a 58-53 lead with 1:29 to play.

Colorado then recorded back-to-back stops and the Spiders had to foul. Simpson, da Silva and Hadley all hit free throws in the final 1:03 to keep the Spiders at bay and give Colorado the win.

Colorado jumped out to a quick 6-0 lead, sparked by a pair of buckets from Tristan da Silva.

But the Spiders answered with an 8-0 run to take their only lead of the half. Colorado endured a three-minute scoring drought that covered five straight empty possessions, including two turnovers.

CU finally ended the drought on a Lampkin bucket, then regained the lead when **RJ Smith** drained a long 3-pointer to give Colorado an 11-8 lead.

Richmond did manage to tie the game again at 13-13 before the Buffs took the lead on a Simpson 3-pointer. The Buffs then used a 6-0 run to take their biggest lead of the half, 22-15, on the heels of a **Cody Williams** steal and basket, two free throws from **Julian Hammond III** and a Lampkin basket inside.

But Richmond once again battled back to close the gap to two and Colorado led by just three, 28-25, at the break.

GAME 5
FLORIDA STATE 77, #18/21 COLORADO 71 OT
Nov. 21, 2023, Daytona Beach, Fla. (Ocean Center)

VISITORS: Florida State 4-1

##	Player		fg-a	3fg-a	ft-a	of	de	tot	pf	tp	a	to	s	bk	min
2	Jamir Watkins	f	7-11	1-3	3-4	1	10	11	4	18	4	6	4	1	38
3	Cameron Corhen	f	1-2	0-0	0-0	1	1	2	0	2	0	1	1	0	9
11	Baba Miller	f	2-5	1-2	0-0	0	3	3	3	5	3	3	3	1	26
1	Jalen Warley	g	7-11	0-0	5-9	0	1	1	3	19	3	2	3	0	32
22	Darin Green Jr	g	3-12	3-10	3-4	0	2	2	3	12	0	1	4	0	39
0	Chandler Jackson		1-2	1-1	2-2	0	1	1	1	5	1	1	0	0	16
5	De'Ante Green		4-6	0-1	2-3	1	1	2	3	10	0	0	0	2	30
21	Cam'Ron Fletcher		0-5	0-4	0-0	1	5	6	2	0	1	2	2	1	17
20	Josh Nickelberry		2-3	2-3	0-0	0	3	3	0	6	0	1	0	0	15
10	Taylor Bol Bowen		0-0	0-0	0-0	0	0	0	1	0	0	0	0	0	2
51	Sola Adebisi		0-0	0-0	0-0	0	1	1	0	0	0	0	0	0	1
	TEAM					1	5	6				1			
	Totals.....		**27-57**	**8-24**	**15-22**	**5**	**33**	**36**	**20**	**77**	**12**	**18**	**17**	**5**	**225**

TOTAL FG%	1st Half: 10-29 34.5%	2nd Half: 13-24 54.2%	OT: 4-4 100%	Game: 47.4%	DEADBALL
3-Pt. FG%	1st Half: 3-12 25.0%	2nd Half: 4-11 36.4%	OT: 1-1 100%	Game: 33.3%	REBOUNDS
F Throw %	1st Half: 4-7 57.1%	2nd Half: 3-4 75.0%	OT: 8-11 72.7%	Game: 68.2%	5,0

HOME: Colorado 4-1

##	Player		fg-a	3fg-a	ft-a	of	de	tot	pf	tp	a	to	s	bk	min
10	Cody Williams	f	6-10	1-3	4-7	2	4	6	1	17	1	5	2	0	34
23	Tristan da Silva	f	2-9	0-4	4-4	1	3	4	2	8	3	6	3	1	40
44	Eddie Lampkin Jr	c	3-10	0-0	2-2	6	5	11	1	8	4	2	0	0	25
1	J'Vonne Hadley	g	3-4	0-0	2-3	3	4	7	3	8	1	2	2	0	37
2	KJ Simpson	g	5-22	1-6	4-5	3	6	9	4	15	3	1	1	0	38
0	Luke O'Brien		3-6	0-0	0-0	1	2	3	1	6	0	3	1	0	19
3	Julian Hammond III		3-7	3-6	0-0	1	0	1	4	9	1	1	0	0	21
5	RJ Smith		0-2	0-1	0-0	0	2	2	2	0	0	0	0	0	6
35	Assane Diop		0-2	0-0	0-0	1	0	1	1	0	1	0	0	0	5
	TEAM					1	1	2							
	Totals.....		**25-72**	**5-20**	**16-21**	**19**	**27**	**46**	**19**	**71**	**14**	**20**	**9**	**1**	**225**

TOTAL FG%	1st Half: 11-34 32.4%	2nd Half: 11-28 39.3%	OT: 3-10 30.0%	Game: 34.7%	DEADBALL
3-Pt. FG%	1st Half: 2-9 22.2%	2nd Half: 3-8 37.5%	OT: 0-3 0.0%	Game: 25.0%	REBOUNDS
F Throw %	1st Half: 6-9 66.7%	2nd Half: 5-7 71.4%	OT: 5-5 100%	Game: 76.2%	5,0

Officials: Les Jones, David Powell, Tom Deenan

Score by Periods	1st	2nd	OT	Total
Florida State	27	33	17	77
Colorado	30	30	11	71

DAYTONA BEACH, Fla. — Colorado overcame a 10-point second-half deficit Tuesday to force overtime but the No. 18 Buffaloes came up short in the extra period, falling 77-71 to Florida State in the Sunshine Slam championship game.

Tad Boyle's Buffs fell to 4-1 overall while the Seminoles improved to 4-1.

Cold shooting doomed the Buffs, as CU shot just 35 percent from the floor (25-for-72), including 5-for-20 from 3-point range. Colorado also committed 20 turnovers, which the Seminoles converted into 19 points.

The Seminoles shot 47 percent for the game (25-for-57), but were 15-for-28 in the second half and overtime, including 4-for-4 in the extra period.

Cody Williams led CU with 17 points on 6-for-10 shooting. Colorado's two leading scorers for the young season, **KJ Simpson** and **Tristan da Silva**, both suffered poor shooting nights. Simpson finished with 15 points on 5-for-22 shooting (1-for-6 from long range) while da Silva had eight points on 2-for-9 shooting.

FSU had four players in double figures, led by Jalen Warley with 19.

In a game that featured nine lead changes and 13 ties, Colorado held a 30-27 edge at the break. FSU used a 20-7 run early in the second half to take a 10-point lead, but Colorado quickly put together a 10-0 run to tie the game.

The Buffs fell behind again but used an 8-0 surge to regain the lead, only to go scoreless over the last 2:48 of regulation as FSU rallied to force overtime.

Florida State then scored the first nine minutes of the extra period to take control for good.

"We gave one away," a disappointed Boyle said after the game. "We were not very good. We knew Florida State was going to pressure, but when you have 20 turnovers against anybody, it's going to be hard to win. … When something like this happens, it's hard to blame anyone but the coach. I've got to do a better job."

HOW IT HAPPENED: Colorado led 30-27 at the half but a cold start and some hot Seminole shooting from long range resulted in FSU taking a 10-point lead early in the second half. Florida State opened the period with a 20-7 run that included four 3-pointers and CU trailed, 47-37, less than seven minutes into the half.

But the Buffs rallied. Colorado put together a 10-0 run, capped by a Simpson 3-pointer, to tie the game at 47-47.

FSU then regained the lead, taking a 55-49 edge before Colorado staged another rally. **J'Vonne Hadley** sparked an 8-0 run with a pair of baskets and two da Silva free throws gave CU a 57-55 edge with 4:24 to play in regulation.

CU then took a 60-57 lead on a 3-pointer from **Julian Hammond III** before the Seminoles tied it with 1:15 on the clock — and that's how regulation play ended, with both teams coming up empty on offensive possessions in the final minute.

Florida State then took control early in the overtime, scoring the first nine points of the period and a CU rally in the final minute came up short.

"Our guys battled, our guys competed," Boyle said. "It's not a toughness factor, it's not a competitiveness factor, it's not not being ready to play. It was just simply taking care of the basketball and taking great shots and the ability to finish and we weren't good enough with that tonight."

Shooting woes hounded the Buffs for nearly the entire game. CU was just 4-for-17 from the floor to open the first half and while the Seminoles were also having a tough time finding the bucket, FSU finally put together a 6-0 run to take an 18-12 lead with 7 minutes to play in the half.

But the Buffs finally found their shooting eye coming out of a timeout. Williams hit a bucket from the lane to start a 9-0 run that included a pair of Simpson buckets (both off feeds from da Silva), a Williams free throw and two charity tosses from da Silva.

With four minutes to go in the half, Colorado held a 21-18 lead, and they extended the margin to 23-19 on a **Luke O'Brien** dunk at the 3:31 mark.

Florida State rallied to tie the game at 27-27 before Hammond III drained a 3-pointer just before the halftime buzzer to give Colorado a 30-27 lead at the break.

GAME 6
COLORADO 85, IONA 68
Nov. 26, 2023, Boulder, Colo. (CU Events Center)

VISITORS: Iona 2-4

##	Player		fg-a	3fg-a	ft-a	of	de	tot	pf	tp	a	to	s	bk	min
1	Wheza Panzo	f	1-5	1-5	0-0	0	3	3	2	3	1	0	2	0	31
11	Sultan Adewale	f	0-0	0-0	0-0	0	3	3	2	0	0	1	1	0	16
2	Greg Gordon	g	8-13	1-2	2-2	1	1	2	2	19	0	3	2	0	27
3	Jeremiah Quigley	g	4-8	1-3	2-3	0	1	1	3	11	1	4	0	0	20
7	Idan Tretout	g	6-14	2-7	4-5	2	1	3	3	18	2	1	1	0	26
4	Jean Aranguren		1-9	0-3	4-5	1	2	3	1	6	0	2	0	0	21
23	Dylan Saunders		3-3	3-3	0-0	0	1	1	3	9	0	2	1	0	22
0	Isaac Brice		1-2	0-0	0-2	0	2	2	2	2	0	0	0	0	13
10	Terrell Williams Jr		0-2	0-1	0-0	1	1	2	3	0	2	1	0	0	13
13	Alex Bates IV		0-1	0-0	0-0	0	1	1	1	0	0	0	0	0	11
	TEAM					2	2	4							
	Totals.....		**24-57**	**8-24**	**12-17**	**7**	**18**	**25**	**22**	**68**	**6**	**14**	**7**	**0**	**200**

TOTAL FG%	1st Half: 12-30 40.0%	2nd Half: 12-27 44.4%	Game: 42.1%	DEADBALL
3-Pt. FG%	1st Half: 5-12 41.7%	2nd Half: 3-12 25.0%	Game: 33.3%	REBOUNDS
F Throw %	1st Half: 8-10 80.0%	2nd Half: 4-7 57.1%	Game: 70.6%	2,0

HOME: Colorado 5-1

##	Player		fg-a	3fg-a	ft-a	of	de	tot	pf	tp	a	to	s	bk	min
10	Cody Williams	f	5-6	1-1	1-2	0	1	1	2	12	4	0	1	0	23
23	Tristan da Silva	f	6-7	3-3	2-2	0	3	3	3	17	2	1	1	0	23
44	Eddie Lampkin Jr	c	3-5	0-0	1-2	0	7	7	2	7	1	2	0	0	24
1	J'Vonne Hadley	g	5-8	0-1	2-2	2	0	2	2	12	2	3	0	0	26
2	KJ Simpson	g	4-7	0-3	7-8	0	6	6	1	15	5	1	1	0	28
0	Luke O'Brien		0-4	0-3	2-2	3	4	7	0	2	1	1	2	0	23
3	Julian Hammond III		4-6	2-4	1-2	0	3	3	1	11	0	1	0	0	25
5	RJ Smith		0-2	0-1	0-2	0	1	1	2	0	1	1	0	0	12
12	Bangot Dak		2-4	0-1	1-1	0	3	3	0	5	1	1	0	0	6
35	Assane Diop		1-1	0-0	0-0	0	0	0	1	2	0	2	0	0	8
31	Harrison Carrington		1-1	0-0	0-0	0	0	0	1	2	0	0	0	0	2
	TEAM					1	1	2							
	Totals.....		**31-51**	**6-17**	**17-23**	**6**	**29**	**35**	**15**	**85**	**17**	**13**	**5**	**0**	**200**

TOTAL FG%	1st Half: 14-23 60.9%	2nd Half: 17-28 60.7%	Game: 60.8%	DEADBALL
3-Pt. FG%	1st Half: 3-7 42.9%	2nd Half: 3-10 30.0%	Game: 35.3%	REBOUNDS
F Throw %	1st Half: 11-15 73.3%	2nd Half: 6-8 75.0%	Game: 73.9%	2,0

Officials: Gerry Pollard, Keith Kimble, Ray Natili

Score by Periods	1st	2nd	Total
Iona	37	31	68
Colorado	42	43	85

BOULDER — Colorado broke open a tight game early in the second half Sunday and the No. 18 Buffaloes carved out an 85-68 win over Iona at the CU Events Center.

Tad Boyle's Buffs improved to 5-1 with the win while Iona dropped to 2-4.

Tristan da Silva led the Buffs with 17 points and he surpassed the 1,000-point mark for his career. **KJ Simpson** added 15, **Cody Williams** and **J'Vonne Hadley** each scored 12 and **Julian Hammond III** chipped in 11. **Luke O'Brien** and **Eddie Lampkin Jr.** each had seven rebounds and Simpson added six, and Simpson also had five of CU's 17 assists.

Colorado led by five at the half, 42-37, and then used a 14-9 surge in the opening minutes of the second period to take control. The Buffs steadily built their lead for much of the rest of the game, extending their cushion to as much as 20 down the stretch.

CU dominated most of the statistical categories. The Buffs shot 61 percent from the floor (31-for-51) while holding the Gaels to a 24-for-57 day. Colorado also held a 35-25 edge on the boards and the Buffs converted 14 Iona turnovers into 25 points.

"I think our depth wore down a little bit and offensively, you shoot 61% from the field, you feel pretty good about things," Boyle said. "So it was a great night from that standpoint. Once we strung together stops in the second half, we blew the game open."

The road for the Buffs becomes much more difficult in the upcoming week.

CU travels to Fort Collins on Wednesday for a meeting with unbeaten Colorado State. The Rams will likely be ranked in the nation's top 25 when the new polls come out Monday after their 69-48 throttling of No. 8 Creighton last week.

CU then hosts Pepperdine on Sunday (3 p.m., Pac-12 Network) before traveling to Brooklyn for a matchup against No. 10 Miami on Sunday, Dec. 10 (12 p.m., ESPN2) in the NABC Brooklyn Showcase at the Barclays Center.

"Still a lot of room for improvement," Boyle said. "It's still November. And what I don't want to do is get complacent and get happy with where we're at or be satisfied. We have to stay hungry and humble."

HOW IT HAPPENED: After a first half that featured four lead changes and two ties, Colorado took control in the first four minutes of the second half. Williams had six points, including a monster dunk, to fuel a 14-9 surge and the Buffs turned a five-point halftime edge into a double-digit cushion, 56-46.

Colorado then steadily built on its lead for much of the rest of the half, using an 11-0 run midway through the half to put the game away. Lampkin started the burst with a basket inside and Hammond capped the run with a pair of 3-pointers to give Colorado a 70-51 lead with just under nine minutes to play.

The Buffs then stretched their cushion to 20 with four minutes left when a da Silva 3-pointer gave Colorado an 83-63 edge and the Buffs cruised down the stretch to the win.

"We know we have people who can score," Hammond said. "We just have to make sure our defense comes with us to Fort Collins on Wednesday."

Colorado looked ready to take control early after back-to-back baskets from Lampkin and Hadley gave CU an 11-4 lead less than four minutes in.

But the Gaels kept the game close and finally took their first lead of the game, 23-22, with 9:10 to play in the half after a 7-0 run.

The two teams then traded the lead over the next two minutes before the Buffs finally went ahead for good with a 6-0 run. Da Silva had two baskets and an assist in the surge as Colorado took a 34-28 lead and the Buffs kept the edge at five at the half, 42-37.

While da Silva finished as CU's leading scorer, he didn't register his first field goal until seven minutes remained in the first half.

Colorado shot 61 percent in the opening half (14-for-23) and held Iona to 12-for-30 shooting.

GAME 7
#20/21 COLORADO STATE 88, COLORADO 83
Nov. 29, 2023, Fort Collins, Colo. (Moby Arena)

VISITORS: Colorado 5-2

##	Player		fg-a	3fg-a	ft-a	of	de	tot	pf	tp	a	to	s	bk	min
10	Cody Williams	f	8-12	1-1	4-5	0	3	3	4	21	0	2	0	0	31
23	Tristan da Silva	f	3-11	0-5	5-6	2	6	8	2	11	0	2	1	0	37
44	Eddie Lampkin Jr	c	1-3	0-0	0-0	1	1	2	2	2	0	1	0	0	19
1	J'Vonne Hadley	g	3-6	0-1	0-0	2	5	7	4	6	0	1	0	0	24
2	KJ Simpson	g	9-13	3-4	9-9	1	2	3	3	30	4	2	2	0	35
0	Luke O'Brien		2-5	0-3	0-0	0	4	4	3	4	0	0	1	0	25
3	Julian Hammond III		4-4	0-0	1-1	2	2	4	1	9	1	4	0	0	21
5	RJ Smith		0-1	0-0	0-0	0	0	0	0	0	1	0	0	0	7
35	Assane Diop		0-0	0-0	0-0	1	0	1	1	0	0	1	0	0	2
	TEAM						2	2				2			
	Totals.....		**30-55**	**4-14**	**19-21**	**9**	**25**	**34**	**21**	**83**	**6**	**15**	**4**	**0**	**200**

TOTAL FG%	1st Half: 10-26 38.5%	2nd Half: 20-29 69.0%	Game: 54.5%	DEADBALL
3-Pt. FG%	1st Half: 0-5 0.0%	2nd Half: 4-9 44.4%	Game: 28.6%	REBOUNDS
F Throw %	1st Half: 6-6 100%	2nd Half: 13-15 86.7%	Game: 90.5%	2,0

HOME: Colorado State 7-0

##	Player		fg-a	3fg-a	ft-a	of	de	tot	pf	tp	a	to	s	bk	min
1	Joel Scott	f	5-8	0-1	5-6	1	4	5	1	15	1	1	2	2	32
3	Josiah Strong	g	1-4	0-2	2-2	0	2	2	4	4	1	0	2	0	26
4	Isaiah Stevens	g	6-13	1-3	7-8	0	2	2	3	20	11	3	2	0	36
10	Nique Clifford	g	5-10	1-4	4-6	1	5	6	3	15	1	3	1	1	33
21	Rashaan Mbemba	g	2-2	1-1	2-2	1	2	3	3	7	0	0	0	0	16
15	Jalen Lake		4-7	3-5	5-7	0	0	0	2	16	2	0	2	0	22
20	Joe Palmer		4-8	3-6	0-0	2	0	2	1	11	0	0	0	0	18
32	Kyle Evans		0-0	0-0	0-0	0	0	0	0	0	0	0	0	0	5
13	Javonte Johnson		0-1	0-0	0-0	0	0	0	0	0	0	0	1	0	5
0	Kyan Evans		0-0	0-0	0-0	0	0	0	2	0	0	0	0	0	7
	TEAM						1	1							
	Totals.....		**27-53**	**9-22**	**25-31**	**5**	**16**	**21**	**19**	**88**	**16**	**7**	**10**	**3**	**200**

TOTAL FG%	1st Half: 14-28 50.0%	2nd Half: 13-25 52.0%	Game: 50.9%	DEADBALL
3-Pt. FG%	1st Half: 7-14 50.0%	2nd Half: 2-8 25.0%	Game: 40.9%	REBOUNDS
F Throw %	1st Half: 6-7 85.7%	2nd Half: 19-24 79.2%	Game: 80.6%	2,0

Officials: Tony Padilla, Gregory Nixon, Brooks Wells

Score by Periods	1st	2nd	Total
Colorado	26	57	83
Colorado State	41	47	88

FORT COLLINS — Colorado staged a furious second half rally Wednesday but the Buffaloes came up just short against No. 20 Colorado State, dropping an 88-83 decision at Moby Arena.

Tad Boyle's Buffs fell to 5-2 while the Rams improved to 7-0.

The Buffs trailed by 15 at the half but cut the deficit to five early in the second half and were still within five in the final minutes, thanks to 21 second-half points from freshman **Cody Williams** and 20 second-half points from **KJ Simpson**.

But the Buffs could never completely close the gap as the Rams had an answer on the offensive end at every critical moment and held CU at bay down the stretch.

Colorado ended up shooting 54.5 percent from the floor (30-for-55), including a 20-for-29 second half (69 percent). The Buffs also had a 34-21 edge on the boards. But the Rams were 27-for-53 from the floor, including 9-for-22 from 3-point range, and they converted 15 Colorado turnovers into 17 points.

Simpson finished as the game's leading scorer with 30 points. Williams tallied 21 and **Tristan da Silva** scored 11.

Isaiah Stevens led five Rams in double figures with 20 points and he had 11 assists — five more than the entire Colorado team.

Defensively, Colorado failed to string together three stops in a row even once the entire game.

"Disappointing," Boyle said. "The second half we fought our tails off but we weren't good enough defensively all night long. We never strung together stops and that puts a lot of pressure on your offense. Our offense was good enough in the second half but not in the first half because they were the aggressors. Colorado State is good but that was really disappointing because that was a winnable game. It was a great college basketball atmosphere and we didn't do our part."

HOW IT HAPPENED: Colorado trailed by 15 at the break, 41-26, after committing nine turnovers in the first half and shooting just 10-for-26 from the field, including 0-for-5 from long range.

The Rams, meanwhile, were 14-for-28 in the first period, including 7-for-14 from beyond the arc.

But the Buffs burst from the gate in the second half with a 22-12 surge to cut CSU's lead to 53-48 with 13:18 still to play. Williams fueled the surge with 10 points after a scoreless first half and Simpson added seven in the run.

"We switched some things offensively in the second half to get the ball moving side to side," Boyle said. "We have some success with it there."

But CSU pushed its lead back to double digits, building its cushion to 64-52 on four free throws from Stevens. Two of those came after a technical on Boyle, who was vehemently protesting a pair of questionable calls against Colorado.

But the Buffs didn't go away quietly. **Luke O'Brien** and **Julian Hammond III** hit buckets inside to cut the deficit to eight and a Williams basket with 6:13 to play shaved the CSU lead to six, 68-62, with 6:13 to play. Colorado then managed to stay within striking range over the next six minutes but could not come closer than five as the Buffs could not come up with steady defensive stops.

The Buffs pulled within five with just under a minute to play on a Williams drive but the Rams answered with a dunk to break CU's full-court press and a free throw to clinch the win.

Colorado started slowly but took a 10-9 lead seven minutes in when da Silva scored off a lob from Hammond.

But the Rams responded with a 10-0 run to take control and the Buffs had no answer. CU did manage to pull within five, 21-16, on a Simpson drive to the bucket but Colorado State reserve Joe Palmer drained a pair of long 3-pointers to push CU's deficit to nine, 27-18.

The Buffs shaved the deficit back to six when a Hammond basket with 2:41 left in the half cut CSU's cushion to 28-22.

But Colorado State closed the half on a 13-4 surge in the final 1:41, aided by a pair of Colorado turnovers down the stretch. Colorado's ninth miscue of the half came with just 2 seconds on the clock, leading to a CSU layup and 41-26 lead at the break.

GAME 8
COLORADO 91, PEPPERDINE 66
Dec. 3, 2023, Boulder, Colo. (CU Events Center)

VISITORS: Pepperdine 4-6

##	Player		fg-a	3fg-a	ft-a	of	de	tot	pf	tp	a	to	s	bk	min
2	Jalen Pitre	f	3-5	2-3	0-0	3	3	6	4	8	1	2	0	1	31
0	Houston Mallette	g	7-14	1-3	0-0	0	2	2	3	15	3	2	2	1	29
1	Michael Ajayi	g	4-18	1-3	4-8	4	2	6	4	13	2	2	2	0	37
3	Malik Moore	g	2-11	0-4	4-4	0	3	3	1	8	2	1	1	0	32
20	Ethan Anderson	g	3-5	0-0	0-2	0	2	2	3	6	0	4	1	0	22
13	Cord Stansberry		1-2	1-2	0-0	0	1	1	0	3	1	1	0	0	9
21	Nils Cooper		3-6	1-2	3-3	2	3	5	2	10	0	0	0	3	22
35	Aladji Gassama		0-0	0-0	0-0	1	1	2	2	0	0	1	0	0	11
23	Curtis Williams		1-3	1-2	0-0	0	0	0	0	3	0	0	0	0	5
24	John Squire		0-0	0-0	0-0	0	0	0	1	0	0	0	0	0	1
	TEAM					1	1	2							
	Totals.....		**24-64**	**7-19**	**11-17**	**11**	**18**	**29**	**20**	**66**	**9**	**13**	**6**	**5**	**200**

TOTAL FG%	1st Half: 11-37 29.7%	2nd Half: 13-27 48.1%	Game: 37.5%	DEADBALL
3-Pt. FG%	1st Half: 4-11 36.4%	2nd Half: 3-8 37.5%	Game: 36.8%	REBOUNDS
F Throw %	1st Half: 2-2 100%	2nd Half: 9-15 60.0%	Game: 64.7%	2,0

HOME: Colorado 6-2

##	Player		fg-a	3fg-a	ft-a	of	de	tot	pf	tp	a	to	s	bk	min
10	Cody Williams	f	9-13	2-2	1-2	3	1	4	2	21	2	2	1	0	24
23	Tristan da Silva	f	5-5	2-2	10-10	0	5	5	0	22	2	0	1	0	25
44	Eddie Lampkin Jr	c	2-7	0-0	3-4	3	7	10	0	7	3	1	1	0	26
1	J'Vonne Hadley	g	2-6	0-1	1-1	0	7	7	3	5	2	3	2	1	23
2	KJ Simpson	g	6-7	2-2	1-1	0	3	3	1	15	4	2	1	0	26
0	Luke O'Brien		2-4	0-1	2-2	0	2	2	3	6	4	1	0	1	20
3	Julian Hammond III		4-6	1-3	1-3	0	3	3	2	10	4	1	1	0	25
12	Bangot Dak		1-3	0-0	2-2	0	0	0	3	4	1	0	0	1	12
35	Assane Diop		0-1	0-1	1-2	0	0	0	3	1	0	1	0	0	8
31	Harrison Carrington		0-1	0-0	0-1	0	1	1	1	0	0	0	0	0	9
24	Joe Hurlburt		0-1	0-1	0-0	0	0	0	0	0	0	0	0	0	3
	TEAM					2	4	6				2			
	Totals.....		**31-54**	**7-13**	**22-28**	**8**	**33**	**41**	**18**	**91**	**22**	**13**	**7**	**3**	**200**

TOTAL FG%	1st Half: 20-32 62.5%	2nd Half: 11-22 50.0%	Game: 57.4%	DEADBALL
3-Pt. FG%	1st Half: 5-7 71.4%	2nd Half: 2-6 33.3%	Game: 53.8%	REBOUNDS
F Throw %	1st Half: 7-10 70.0%	2nd Half: 15-18 83.3%	Game: 78.6%	3,0

Officials: Verne Harris, DG Nelson, Marques Pettigrew

Score by Periods	1st	2nd	Total
Pepperdine	28	38	66
Colorado	52	39	91

BOULDER — Colorado built a big early lead Sunday and never let up as the Buffaloes rebounded from a loss to Colorado State to post a 91-66 win over Pepperdine at the CU Events Center.

Tad Boyle's Buffs improved to 6-2 overall — 5-0 at home — while the Waves dropped to 4-6.

Colorado put four players in double figures, with **Tristan da Silva** leading the Buffs with 22 points on 5-for-5 shooting. CU freshman **Cody Williams** had his second straight 20-point performance, finishing with 21 on 9-for-13 shooting, **KJ Simpson** tallied 15 points and four assists and **Julian Hammond III** added 10 points and four assists.

CU never trailed, jumping out to a 17-9 lead less than four minutes in, then using an 11-0 run to push the cushion into double digits. A **J'Vonne Hadley** bucket at the 8:02 mark pushed Colorado's lead to 38-18 and the Waves never cut the deficit below 20 again.

The Buffs dominated the stat sheet, shooting 57 percent (31-for-54) from the floor, including 7-for-13 from long range. CU held the Waves to just under 38 percent from the floor (24-for-64) and the Buffs had a 41-29 edge on the boards.

Colorado also finished with a 48-22 edge in the paint and the Buffs finished with 22 assists.

Houston Mallette led Pepperdine with 15 points while the Waves' leading scorer, Michael Ajayi, had just 13 points on 4-for-18 shooting.

"I challenged a couple of our guys I met with after the Colorado State game," Boyle said. "We had a team a couple years ago that didn't lose back-to-back games until late January, maybe February … I think this team can be that kind of team in terms of their resolve and learning from the things that we don't do well and taking that into the next game. I thought we bounced back emotionally, we bounced back with the way we played and had some really efficient offensive performances tonight and some really good defensive performances."

HOW IT HAPPENED: Colorado led from the outset, taking a 17-12 lead less than six minutes in after a pair of offensive rebounds and buckets from Williams.

CU then put the game away over the next seven minutes as Hammond sparked a 23-6 surge to give the Buffs a 22-point lead. Hammond had seven points and three assists in the run, including a beautiful alley-oop pass to Williams for a thunderous dunk. Williams also had seven points in the run and with 7:19 to play in the half, Colorado held a 40-18 lead.

In his last four games, Williams has shot 68 percent from the floor (28-for-41) while averaging almost 18 points per game.

"We wanted to come out and be the aggressor," said Williams. "Our defense kind of dictated the game. We came out aggressive on offense, moving the ball. Just coming out with that intensity, that energy to start the game off really gets us going fast."

The Buffs didn't let up in the final minutes of the half. CU pushed its cushion to 29 points over the ensuing five minutes as da Silva caught fire. The Colorado senior had nine points over a five-minute stretch and his 3-pointer with 2:14 on the clock gave the Buffs a 29-point edge, 49-20.

The Waves did manage to cut the deficit down to 24 by halftime, but Colorado still held a comfortable 52-28 edge at the break.

The Buffs had an outstanding first half on the offensive end, shooting almost 63 percent (20-for-32), including 5-for-7 from 3-point range.

They also had a solid showing on the defensive end, holding Pepperdine leading scorer Ajayi to just 5 points on 2-for-13 shooting.

Colorado continued to dominate in the second half. The Buffs opened the period with a 10-0 run with Williams scoring five in the burst, then built their cushion to 34 when a Williams bucket gave Colorado a 64-30 edge less than two minutes into the half.

Pepperdine never mounted anything resembling a threat for the rest of the game as the Buffs kept their lead in the 20s for the remainder of the contest.

GAME 9
COLORADO 90, #15/15 MIAMI (Fla.) 63
Dec. 10, 2023, Brooklyn, N.Y. (Barclays Center)

VISITORS: Colorado 7-2

##	Player		fg-a	3fg-a	ft-a	of	de	tot	pf	tp	a	to	s	bk	min
23	Tristan da Silva	f	9-17	1-6	3-3	3	7	10	1	22	9	2	2	0	35
44	Eddie Lampkin Jr	c	5-6	0-0	1-1	0	1	1	2	11	3	4	0	0	30
1	J'Vonne Hadley	g	5-7	0-0	1-3	1	5	6	2	11	4	0	2	0	35
2	KJ Simpson	g	8-13	2-3	2-2	1	2	3	1	20	5	1	4	0	33
3	Julian Hammond III	g	5-9	1-4	0-0	0	0	0	3	11	3	2	1	0	31
0	Luke O'Brien		4-6	3-4	2-2	3	2	5	2	13	2	3	2	1	22
12	Bangot Dak		0-1	0-1	0-0	0	3	3	0	0	2	0	0	0	7
35	Assane Diop		1-3	0-1	0-0	0	0	0	0	2	0	1	0	0	4
31	Harrison Carrington		0-1	0-1	0-0	0	0	0	1	0	0	0	0	0	2
24	Joe Hurlburt		0-0	0-0	0-0	0	0	0	1	0	0	0	0	0	2
	TEAM					4	1	5				2			
	Totals.....		**37-63**	**7-20**	**9-11**	**12**	**21**	**33**	**13**	**90**	**28**	**15**	**11**	**1**	**200**

TOTAL FG%	1st Half: 16-33 48.5%	2nd Half: 21-30 70.0%	Game: 58.7%	DEADBALL
3-Pt. FG%	1st Half: 3-12 25.0%	2nd Half: 4-8 50.0%	Game: 35.0%	REBOUNDS
F Throw %	1st Half: 2-3 66.7%	2nd Half: 7-8 87.5%	Game: 81.8%	2,0

HOME: Miami 7-2

##	Player		fg-a	3fg-a	ft-a	of	de	tot	pf	tp	a	to	s	bk	min
15	Norchad Omier	f	5-8	0-1	2-3	2	3	5	5	12	1	1	3	1	26
0	Matthew Cleveland	g	5-9	2-4	5-5	2	0	2	1	17	2	4	2	0	34
4	Bensley Joseph	g	2-4	0-1	2-2	0	1	1	0	6	2	2	0	0	26
5	Wooga Poplar	g	4-11	1-3	2-2	0	5	5	0	11	1	6	0	0	30
24	Nijel Pack	g	3-7	1-1	0-0	0	1	1	2	7	2	3	2	1	29
1	Michael Nwoko		0-0	0-0	0-1	1	0	1	2	0	0	0	0	1	9
7	Kyshawn George		2-4	2-3	2-2	0	2	2	1	8	2	2	2	0	17
3	Christian Watson		0-3	0-2	0-0	0	0	0	1	0	1	1	0	0	14
23	AJ Casey		1-2	0-0	0-0	0	1	1	0	2	0	0	0	2	11
13	Jakai Robinson		0-1	0-0	0-0	0	0	0	0	0	0	0	0	0	3
	TEAM					2	1	3				0			
	Totals.....		**22-49**	**6-15**	**13-15**	**7**	**14**	**21**	**12**	**63**	**11**	**20**	**9**	**5**	**200**

TOTAL FG%	1st Half: 13-27 48.1%	2nd Half: 9-22 40.9%	Game: 44.9%	DEADBALL
3-Pt. FG%	1st Half: 4-6 66.7%	2nd Half: 2-9 22.2%	Game: 40.0%	REBOUNDS
F Throw %	1st Half: 6-7 85.7%	2nd Half: 7-8 87.5%	Game: 86.7%	1,0

Officials: John Gaffney, Mike Palau, Michael Luckie

Score by Periods	1st	2nd	Total
Colorado	37	53	90
Miami	36	27	63

BROOKLYN, N.Y. — Colorado's **Tristan da Silva** recorded a 22-point, 10-rebound double-double and the Buffaloes used a dominant second half Sunday to roll to a 90-63 win over No. 15 Miami in the NABC Brooklyn Showcase at the Barclays Center.

Tad Boyle's Buffs improved to 7-2 with the win while the Hurricanes fell to 7-2.

The Buffs led by just one at halftime but used a 37-13 run over an 11-minute span in the second half to take firm control and the Hurricanes never had an answer.

The Buffs were playing without the services of star freshman **Cody Williams** (injury) but da Silva more than made up for Williams' absence. The CU senior had 18 of his 22 points in the second half and just missed a triple-double, finishing with a career-high nine assists to go with his 10 rebounds.

Colorado finished with six players in double figures. **KJ Simpson** finished with 20, **Luke O'Brien** added 13 and **J'Vonne Hadley**, **Eddie Lampkin Jr.** and **Julian Hammond III** all tallied 11.

Matthew Cleveland led Miami with 17 points.

The Buffs led for most of the game but put the game away with a huge second half, outscoring the Hurricanes 53-27 in the final 20 minutes. CU finished with 28 assists — 16 in the second half — on 37 baskets while shooting 37-for-63, including a red-hot 21-for-30 in the second half. Colorado forced 20 Miami turnovers — 14 in the second half — which the Buffs converted into 25 points.

CU also had a 33-21 edge on the boards, including 12 offensive rebounds that led to 13 second chance points.

Miami shot a respectable 22-for-49 but the Buffs held the Hurricanes to 9-for-22 shooting in the second half, including 2-for-9 from 3-point range.

HOW IT HAPPENED: Colorado led from the outset and had as much as an eight-point lead in the first half before the Hurricanes closed with a 10-3 run to send Colorado into the break with just a one-point edge, 37-36.

The Hurricanes then took their first lead of the game early in the second half on a Nigel Pack 3-pointer and they quickly pushed their edge to three, 46-43.

But the Buffs responded, outscoring the Hurricanes 37-13 over the next 11 minutes to turn the game into a rout.

Simpson started the surge with four points in a quick 13-3 Colorado run before da Silva added a three-point play and Hammond tallied back-to-back buckets to give Colorado a 56-48 lead with 12 minutes remaining.

Defensively, the Buffs forced a pair of turnovers and four straight empty Miami possessions to fuel the run.

Da Silva, who hadn't hit a 3-pointer away from Boulder this year, buried one at the 10:42 mark and O'Brien drained another less than a minute later to push CU's lead into double digits, 62-50, at the midway mark of the half. A da Silva three-point play gave CU a 73-57 lead with just more than six minutes to play and Colorado finally pushed its cushion into the 20s, 80-59, on another O'Brien 3-pointer with just more than four minutes remaining.

Da Silva scored just four points in the first half, but had seven rebounds and five assists before the break. He finally broke the 3-point ice after halftime and poured in 18 points in the second half.

Colorado didn't let up down the stretch, building its lead to as much as 29 in the final minutes before settling for the final 27-point margin.

Colorado led from the outset and never trailed in the first half.

Back-to-back buckets from Lampkin gave the Buffs an early 12-6 lead and CU pushed its margin to eight less than six minutes in when a Simpson 3-pointer gave CU a 15-7 lead.

Miami managed to cut the margin to one with a 7-0 run but the Buffs responded to push their margin back to eight with under three minutes to go in the half. Hammond hit a 3-pointer to give the Buffs a 32-24 lead and a da Silva basket inside with 2:44 to play in the half helped Colorado to a 34-26 edge.

But the Buffs hit a cold spell over the final few minutes of the half as Miami closed with a 10-3 run, fueled by two straight CU turnovers that led to Miami buckets.

GAME 10
COLORADO 90, NORTHERN COLORADO 68
Dec. 15, 2023, Boulder, Colo. (CU Events Center)

VISITORS: Northern Colorado 4-6

##	Player		fg-a	3fg-a	ft-a	of	de	tot	pf	tp	a	to	s	bk	min
0	Saint Thomas	f	10-22	2-8	5-5	2	7	9	1	27	1	3	1	0	37
14	Brock Wisne	f	2-5	0-1	2-2	0	1	1	3	6	1	2	0	0	16
22	Riley Abercrombie	f	1-5	1-5	0-0	0	2	2	1	3	0	0	0	0	20
2	Dejour Reaves	g	2-8	0-2	2-2	0	4	4	2	6	1	3	4	0	31
9	Jaron Rilie	g	2-4	0-1	0-0	0	4	4	0	4	6	2	1	0	29
32	Theo Huges		5-6	0-0	4-6	3	3	6	3	14	1	2	1	0	22
11	Zach Bloch		0-3	0-3	0-0	0	0	0	0	0	0	0	1	0	18
12	Connor Creech		0-0	0-0	0-0	0	1	1	0	0	0	2	0	0	7
3	Langston Reynolds		3-7	0-1	2-5	2	2	4	3	8	0	1	1	0	19
1	Mekhi Cameron		0-0	0-0	0-0	0	0	0	0	0	0	0	0	0	1
	TEAM						1	1							
	Totals.....		**25-60**	**3-21**	**15-20**	**7**	**25**	**32**	**14**	**68**	**10**	**15**	**9**	**0**	**200**

TOTAL FG%	1st Half: 11-27 40.7%	2nd Half: 14-33 42.4%	Game: 41.7%	DEADBALL
3-Pt. FG%	1st Half: 1-10 10.0%	2nd Half: 2-11 18.2%	Game: 14.3%	REBOUNDS
F Throw %	1st Half: 4-8 50.0%	2nd Half: 11-12 91.7%	Game: 75.0%	3,0

HOME: Colorado 8-2

##	Player		fg-a	3fg-a	ft-a	of	de	tot	pf	tp	a	to	s	bk	min
23	Tristan da Silva	f	4-10	2-6	2-2	0	2	2	2	12	4	0	1	0	31
44	Eddie Lampkin Jr	c	5-8	0-0	0-1	0	10	10	2	10	6	2	0	0	24
0	Luke O'Brien	g	5-14	4-8	0-0	2	2	4	3	14	1	0	0	0	26
1	J'Vonne Hadley	g	6-9	0-1	3-4	2	3	5	0	15	6	2	2	0	30
2	KJ Simpson	g	9-12	1-3	2-2	1	4	5	2	21	4	2	5	0	29
3	Julian Hammond III		3-9	2-4	2-2	4	2	6	1	10	0	4	0	0	24
12	Bangot Dak		0-1	0-1	0-0	1	4	5	3	0	1	2	1	0	13
35	Assane Diop		2-6	0-3	2-2	1	2	3	1	6	1	0	0	0	14
31	Harrison Carrington		1-1	0-0	0-0	0	1	1	0	2	0	0	0	0	7
24	Joe Hurlburt		0-1	0-1	0-0	0	0	0	0	0	0	0	0	0	2
	TEAM					2		2							
	Totals.....		**35-71**	**9-27**	**11-13**	**13**	**30**	**43**	**14**	**90**	**23**	**12**	**9**	**0**	**200**

TOTAL FG%	1st Half: 20-36 55.6%	2nd Half: 15-35 42.9%	Game: 49.3%	DEADBALL
3-Pt. FG%	1st Half: 5-14 35.7%	2nd Half: 4-13 30.8%	Game: 33.3%	REBOUNDS
F Throw %	1st Half: 3-5 60%	2nd Half: 8-8 100%	Game: 84.6%	0,0

Officials: Tony Padilla, Keith Kimble, Verne Harris

Score by Periods	1st	2nd	Total
Northern Colorado	27	41	68
Colorado	48	42	90

BOULDER — Colorado had six players in double-figure scoring Friday and the Buffaloes rolled to a 90-68 win over Northern Colorado at the CU Events Center.

Tad Boyle's Buffs improved to 8-2 with their third straight win while the Bears fell to 4-6.

One of Boyle's main goals all week had been to make sure the Buffs didn't experience a letdown in the wake of last Sunday's big 90-63 win over No. 15 Miami.

Colorado put those worries to rest in a hurry. The Buffs used a 21-5 surge over the final nine minutes of the first half to take a 48-27 lead at the break, then opened the second half with a 22-7 run to put the game away.

Guard **KJ Simpson** led CU in scoring with 21 points to go with five steals, five rebounds and four assists. **Eddie Lampkin Jr.** recorded his second double-double of the season with 10 points and 10 rebounds to go with six assists, **J'Vonne Hadley** tallied 15 points and six assists, **Luke O'Brien** scored 14, **Tristan da Silva** added 12 and **Julian Hammond III** chipped in 10.

Saint Thomas led UNC with 27 points, but he shot just 10-for-22.

Colorado finished with 23 assists, the Buffs' sixth game this season with at least 20 assists. CU shot 49 percent from the floor (35-for-71) and held a 43-32 edge on the boards.

Defensively, the Buffs held UNC to 42 percent shooting (25-for-60) and also forced 15 Bears turnovers, which Colorado converted into 28 points.

CU hit the 90-point barrier for the fifth time this season and Colorado improved to 95-8 in home non-conference games in the Boyle era.

"Overall — you get 23 assists and six guys in double figures, that's good," Boyle said. "Our team is starting to come together."

HOW IT HAPPENED: Colorado fell behind in the opening minutes but took the lead four minutes in when a Hadley bucket gave the Buffs an 8-7 edge.

CU never trailed again.

After missing their first two shots of the game, the Buffs hit their next 11 in a row to take a 24-15 edge with 11:33 on a Simpson basket before the Bears momentarily closed the gap, shaving Colorado's lead to five, 27-22, on back-to-back baskets inside.

But the Buffs then took control for good, outscoring the Bears 21-5 over the final nine minutes of the half to take a 48-27 lead into the break.

Da Silva had five points early in the run to push CU's lead into double digits. Simpson then added back-to-back baskets, including a steal and breakaway dunk, before nailing a long 3-pointer to give the Buffs a 20-point edge, 45-25, and CU took a 21-point cushion into halftime, 48-27.

"These games can be trap games if you feel too comfortable after beating a really good team like Miami," Simpson said. "That's why we wanted to set the tone with our defense."

The Buffs dominated nearly every statistical category in the opening 20 minutes. CU had 13 assists in the half — including four from big man Lampkin — and the Buffs defense forced 10 UNC turnovers which the Buffs converted into 19 points.

CU shot 56 percent from the floor in the half (20-for-36) while enjoying a 28-18 edge in points in the paint.

Colorado made sure the Bears harbored no thoughts of a comeback in the second half. The Buffs outscored UNC 22-7 over the first six minutes of the period to take a 36-point lead, 70-34, with Simpson recording another steal and dunk in the surge and O'Brien adding a pair of 3-pointers.

The Bears never threatened to slice the margin under 20 again.

Simpson continues to make his case as being one of the best point guards in the country. Friday was his sixth game with at least 20 points and he now has three times as many assists (44) than turnovers (14) to go with his 20 steals.

GAME 11
COLORADO 98, UTAH TECH 71
Dec. 21, 2023, Boulder, Colo. (CU Events Center)

VISITORS: Utah Tech 5-7

##	Player		fg-a	3fg-a	ft-a	of	de	tot	pf	tp	a	to	s	bk	min
5	Hamed Olayinka	f	1-5	0-0	1-2	2	0	2	5	3	1	3	1	0	16
32	Tanner Christensen	f	3-4	0-1	0-2	1	2	3	2	6	0	0	0	3	27
0	Beon Riley	g	5-9	0-2	0-0	0	2	2	3	10	1	1	1	0	28
1	Aric Demings	g	6-14	1-3	1-2	1	1	2	1	14	3	1	1	0	20
11	Noa Gonsalves	g	5-11	2-5	2-2	2	2	4	3	14	0	0	1	0	31
3	Jaylen Searles		0-3	0-3	2-2	0	3	3	1	2	0	2	0	1	20
4	David Elliott		2-6	2-3	0-0	0	0	0	0	6	1	2	2	0	12
20	Caleb Stearman		0-1	0-0	0-0	1	0	1	2	0	1	0	0	0	9
10	Tennessee Rainwater		1-3	0-1	1-1	0	0	0	0	3	0	0	0	0	8
30	Unisa Turay		3-5	0-2	0-0	0	0	0	2	6	1	1	1	0	15
2	Angelo Kambala		2-3	1-1	2-3	0	1	1	1	7	1	0	1	0	12
23	Stone Htchings		0-0	0-0	0-0	0	0	0	0	0	0	0	0	0	2
	TEAM						3	3				2			
	Totals.....		**28-64**	**6-21**	**9-14**	**7**	**14**	**21**	**22**	**71**	**9**	**12**	**8**	**4**	**200**

TOTAL FG%	1st Half: 11-31 35.5%	2nd Half: 17-33 51.5%	Game: 43.8%	DEADBALL
3-Pt. FG%	1st Half: 0-7 0.0%	2nd Half: 6-14 42.9%	Game: 28.6%	REBOUNDS
F Throw %	1st Half: 3-4 75.0%	2nd Half: 6-10 60.0%	Game: 64.3%	5,0

HOME: Colorado 9-2

##	Player		fg-a	3fg-a	ft-a	of	de	tot	pf	tp	a	to	s	bk	min
23	Tristan da Silva	f	5-10	1-4	4-6	2	5	7	0	15	1	2	0	1	30
44	Eddie Lampkin Jr	c	4-7	0-0	8-10	6	4	10	3	16	2	5	0	1	23
0	Luke O'Brien	g	8-10	2-3	0-0	1	3	4	2	18	1	0	0	0	26
1	J'Vonne Hadley	g	4-9	0-0	3-4	1	3	4	2	11	4	2	3	0	29
2	KJ Simpson	g	8-14	5-8	2-3	1	4	5	2	23	6	4	3	0	36
3	Julian Hammond III		3-5	1-2	0-0	0	3	3	0	7	3	0	0	0	20
35	Assane Diop		1-2	0-0	0-0	1	1	2	1	2	2	1	0	1	13
12	Bangot Dak		1-2	0-0	0-0	1	0	1	0	2	0	0	0	0	11
31	Harrison Carrington		1-2	0-1	2-2	1	1	2	2	4	0	1	0	0	9
24	Joe Hurlburt		0-0	0-0	0-0	0	0	0	0	0	1	0	0	0	2
30	Greg Gerhardt		0-0	0-0	0-0	0	0	0	0	0	0	0	0	0	1
	TEAM					1	5	6							
	Totals.....		**35-61**	**9-18**	**19-25**	**15**	**29**	**44**	**12**	**98**	**20**	**15**	**6**	**3**	**200**

TOTAL FG%	1st Half: 17-28 60.7%	2nd Half: 18-33 54.5%	Game: 57.4%	DEADBALL
3-Pt. FG%	1st Half: 5-8 62.5%	2nd Half: 4-10 40.0%	Game: 50.0%	REBOUNDS
F Throw %	1st Half: 7-10 70.0%	2nd Half: 12-15 80.0%	Game: 76.0%	3,0

Officials: Gerry Pollard, Michael Irving, Scott Brown

Score by Periods	1st	2nd	Total
Utah Tech	25	46	71
Colorado	46	52	98

BOULDER — Colorado wrapped up its non-conference schedule Thursday with a workmanlike 98-71 win over Utah Tech at the CU Events Center.

Tad Boyle's Buffaloes won their fourth straight to improve to 9-2 while the Trailblazers fell to 5-7.

Colorado took care of business early, making sure there would be no pre-holiday slip-up. The Buffs scored the first 10 points of the game to take control and built their cushion into the 20s midway through the half when a quick 7-0 run gave CU a 32-9 lead.

Colorado scored on 13 consecutive possessions in that stretch and led by as many as 26 in the first half before taking a 46-25 lead into halftime.

The Trailblazers never came closer than 18 in the second half as the Buffs hit the 90-point mark for the sixth time this year and fourth game in a row. CU also finished with 20 assists, the seventh time this season the Buffs have dished out at least 20 assists.

KJ Simpson led five Buffs in double figures with 23 points, and he added five rebounds and six assists. **Eddie Lampkin Jr.** had his third double-double as a Buff, finishing with 16 points and 10 rebounds, while **Luke O'Brien** tallied a career-high 18 points. **Tristan da Silva** added 15 points and seven rebounds and **J'Vonne Hadley** chipped in 11 points.

Aric Demings led Utah Tech with 15.

The Buffs dominated the stat sheet, shooting 57 percent from the floor (35-for-61) while holding the Blazers to 44 percent shooting (28-for-64). Colorado held a commanding 44-21 edge on the boards, along with a 48-26 edge in points in the paint.

The only downside for the Buffs came in the turnover category, as CU committed 15 miscues in the game that led to 14 UTU points. The Blazers also shot 51.5 percent from the floor in the second half.

Still, it was overall a solid finish to the non-conference portion of the schedule, and the Buffs will now turn their attention to next week's opening of Pac-12 play when they host Washington and Washington State.

"A good, hard-fought win," Boyle said. "These games are tough mentally on our team coming out of finals. It's hard to get a great week of practice during finals but our guys I thought did a pretty good job of it. I thought we were dialed in from the beginning, which was nice to see."

HOW IT HAPPENED: After missing their first four shots of the game, the Buffaloes hit their next nine to take control.

Five straight points from Simpson gave CU a 10-0 lead less than four minutes in and the Buffs built their lead to 21-4 four minutes later on the heels of a 9-0 run, capped by a Hadley bucket.

"I love our offense," said O'Brien, whose early 3-pointer sparked Colorado's 10-0 start. "Everyone shares the rock."

The Trailblazers never threatened to cut the deficit to single digits again as the Buffs steadily built their lead. A Lampkin free throw at the 2:43 mark gave CU its biggest lead of the half, 43-17, and the Buffs took a 46-25 lead into the locker room at the break.

Colorado's offensive onslaught featured a balanced attack. O'Brien and Simpson each scored 11 points in the first half and Lampkin added 10. Colorado finished the first half with 12 assists while shooting 5-for-8 from 3-point range.

Defensively, the Buffs held Utah Tech to 11-for-30 shooting, including 0-for-6 from long range.

Colorado maintained control throughout the second half, never allowing the Trailblazers to cut the lead under 18 again. The only drama of the half came less than five minutes in when UTU coach Jon Judkins was issued back-to-back technicals and ejected.

The Buffs maintained their lead in the 20s for most of the second half as they hit the 90-point mark for the sixth time this season and fourth game in a row.

GAME 12
COLORADO 73, WASHINGTON 69
Dec. 29, 2023, Boulder, Colo. (CU Events Center)

VISITORS: Washington 8-4, 0-1 Pac-12

##	Player		fg-a	3fg-a	ft-a	of	de	tot	pf	tp	a	to	s	bk	min
1	Keion Brooks Jr.	f	7-17	4-8	2-3	1	7	8	1	20	3	1	0	0	37
13	Moses Wood	f	4-13	4-11	2-3	0	4	4	1	14	0	1	0	1	35
34	Braxton Meah	c	3-4	0-0	1-1	1	6	7	5	7	0	0	1	2	24
5	Sahvir Wheeler	g	7-21	0-3	3-4	0	1	1	4	17	7	2	0	0	37
9	Paul Mulcahy	g	2-4	0-2	2-2	0	1	1	1	6	1	2	0	0	26
32	Wilhelm Breidenbach		0-0	0-0	0-0	0	4	4	3	0	0	2	3	0	16
0	Koren Johnson		2-5	1-2	0-0	0	0	0	3	5	3	0	1	0	16
23	Anthony Holland		0-1	0-1	0-0	0	0	0	3	0	0	1	0	0	8
	TEAM					3	3	6							
	Totals.....		**25-65**	**9-27**	**10-13**	**5**	**26**	**31**	**21**	**69**	**14**	**9**	**5**	**3**	**200**

TOTAL FG%	1st Half: 9-32 28.1%	2nd Half: 16-33 48.5%	Game: 38.5%	DEADBALL
3-Pt. FG%	1st Half: 4-14 28.6%	2nd Half: 5-13 38.5%	Game: 33.3%	REBOUNDS
F Throw %	1st Half: 4-5 80.0%	2nd Half: 6-8 75.0%	Game: 76.9%	1,1

HOME: Colorado 10-2, 1-0 Pac-12

##	Player		fg-a	3fg-a	ft-a	of	de	tot	pf	tp	a	to	s	bk	min
44	Eddie Lampkin Jr	c	5-11	0-0	7-12	7	5	12	0	17	2	5	0	1	34
0	Luke O'Brien	g	5-10	1-2	0-0	2	7	9	4	11	1	2	1	1	32
1	J'Vonne Hadley	g	5-13	1-3	0-0	1	3	4	3	11	1	1	1	0	33
2	KJ Simpson	g	6-14	1-3	8-12	0	10	10	3	21	7	1	3	0	39
3	Julian Hammond III	g	4-8	3-6	0-0	0	5	5	3	11	2	4	0	0	29
31	Harrison Carrington		1-2	0-0	0-0	1	2	3	1	2	0	1	0	0	17
35	Assane Diop		0-0	0-0	0-0	0	1	1	1	0	1	0	0	0	9
11	Javon Ruffin		0-1	0-1	0-0	0	2	2	1	0	0	1	0	0	7
	TEAM					1	2	3							
	Totals.....		**26-59**	**6-15**	**15-24**	**12**	**37**	**49**	**16**	**73**	**14**	**15**	**5**	**2**	**200**

TOTAL FG%	1st Half: 11-30 36.7%	2nd Half: 15-29 51.7%	Game: 44.1%	DEADBALL
3-Pt. FG%	1st Half: 3-8 37.5%	2nd Half: 3-7 42.9%	Game: 40.0%	REBOUNDS
F Throw %	1st Half: 7-12 58.3%	2nd Half: 8-12 62.5%	Game: 62.5%	3,0

Officials: Verne Harris, Marques Pettigrew, Kevin Brill

Score by Periods	1st	2nd	Total
Washington	26	43	69
Colorado	32	41	73

BOULDER — Colorado's **KJ Simpson** and **Eddie Lampkin Jr.** stepped up with double-doubles Friday night to lead the shorthanded Buffaloes to a gutsy 73-69 win over Washington in their Pac-12 opener at the CU Events Center.

Tad Boyle's Buffs, playing without injured stars **Tristan da Silva** and **Cody Williams** as well as **RJ Smith** and **Bangot Dak**, won their fifth in a row to improve to 10-2 overall and 1-0 in Pac-12 play. Washington fell to 8-4, 0-1.

Simpson finished with 21 points, 10 rebounds and seven assists while Lampkin had his third straight double-double with 17 points and 12 rebounds. **Luke O'Brien** just missed a double-double, finishing with 11 points and nine rebounds, and **J'Vonne Hadley** and **Julian Hammond III** each added 11 points.

Keion Brooks Jr. led Washington with 20 points, on 7-for-17 shooting.

The Buffs led by six at the half, 32-26, but the Huskies slowly chipped away at the lead, then used a 9-0 run to take a 63-56 edge with 5:50 to play.

Colorado, though, wouldn't quit as the Buffs answered with a 17-6 surge over the final 5:13 to take the win. Hadley had six points in the run and Simpson had five in the final 1:46.

Colorado shot just 44 percent from the floor (26-for-59) but the Buffs held UW to 38.5 percent shooting (25-for-65). CU also held a commanding 49-31 edge on the boards.

Da Silva, CU's second-leading scorer and third-leading rebounder, went down with an ankle injury in the final minutes of Thursday's practice. Williams has missed the last four games with a wrist injury. Boyle admitted, "I didn't sleep very well last night," but he told his team they still had the talent to win and his players proved him right.

The Buffs were by no means at their best. They committed 15 turnovers and Simpson and Lampkin — the only two Buffs to shoot free throws — combined to hit just 15 of their 24 attempts from the line.

Still, they made plays when most needed.

"Gritty win, obviously, with adjusting to being without one of your best players," Boyle said. "I knew we had enough talent in that locker room to win this game but I also knew that our margin for error went down significantly. Good news is we didn't play our best and we found a way to win this game. That's what good teams do."

HOW IT HAPPENED: Colorado led by six at the half and the Buffs maintained that margin for the first 10 minutes of the second half.

But the Huskies finally caught fire and used a 15-2 surge to take a 63-56 lead with 5:50 to play. UW hit three 3-pointers in the run and with just more than five minutes to play, the Buffs were on the verge of letting the game get away.

But instead of folding the tent, Colorado fought back. Baskets from Hammond, Hadley and Lampkin pulled CU to within one, 63-62, and following a timeout, Lampkin hit a pair of free throws to stretch CU's run to 8-0 and give the Buffs a 64-63 lead with 2:50 to play.

Washington briefly regained the lead after Lampkin's free throws but Hadley scored again to give Colorado a 66-65 lead with 2:18 remaining and the Buffs never trailed again.

Simpson gave CU a three-point lead with 1:46 to play when he forced a UW miss on the defensive end and then took the ball coast-to-coast for a layup and 68-65 edge.

Colorado then forced another UW miss on the defensive end but Simpson missed the front end of a one-and-one with a minute to play. But he then grabbed a rebound on the defensive end, was fouled and hit one of two free throws for a 69-65 CU lead with 46 ticks left on the clock.

Washington again cut the lead to two with two Sahvir Wheeler free throws but Simpson answered with a pair of free throws and the two teams traded buckets in the final seconds to complete the scoring.

Colorado trailed early in the game after the Huskies opened with a pair of quick 3-pointers. But Simpson sparked a quick 6-0 run to give Colorado an 18-12 lead at the 11:15 mark, with O'Brien and **Harrison Carrington** adding baskets in the surge.

CU then continued the run after a timeout, with a Simpson steal and layup part of a 13-2 surge that gave the Buffs a 25-17 cushion with 6:33 to play in the half. Hammond hit a 3-pointer in the run and Simpson added a pair of free throws.

Defensively, the Buffs forced a 1-for-12 Washington drought and Colorado seemed to be in control.

But the Buffs suddenly went cold and the Huskies ended their cold streak with a 7-0 surge to cut CU's lead to one, 25-24, with just more than 3 minutes to play in the half.

Simpson finally ended an 0-for-8 CU stretch with a 3-pointer from the top and Hadley nailed a corner 3-pointer to give CU a 31-26 lead. Lampkin then added a free throw at the 1:31 mark to send Colorado into the break with a 32-26 lead.

GAME 13
COLORADO 74, WASHINGTON STATE 67
Dec. 29, 2023, Boulder, Colo. (CU Events Center)

VISITORS: Washington State 9-4, 0-2 Pac-12

##	Player		fg-a	3fg-a	ft-a	of	de	tot	pf	tp	a	to	s	bk	min
13	Isaac Jones	f	7-7	0-0	2-2	2	6	8	3	16	2	0	0	1	34
23	Andrej Jakimovski	f	7-14	4-6	1-2	0	1	1	1	19	1	1	1	1	36
20	Rueben Chinyelu	c	2-2	0-0	0-0	0	2	2	2	4	0	3	0	1	16
2	Myles Rice	g	3-8	0-2	2-2	0	0	0	5	8	3	3	3	0	29
31	Kymany Houinsou	g	1-7	0-3	0-0	1	3	4	3	2	4	2	0	2	31
0	Jaylen Wells		1-4	0-0	0-0	0	1	1	1	2	1	2	0	0	15
3	Jabe Mullins		0-2	0-1	0-0	0	1	1	0	0	0	0	1	0	6
45	Oscar Cluff		7-12	1-1	1-2	3	4	7	4	16	1	1	0	0	24
12	Isaiah Watts		0-2	0-2	0-0	0	3	3	2	0	0	0	0	0	9
	TEAM					1		1				1			
	Totals.....		**28-58**	**5-15**	**6-8**	**7**	**21**	**28**	**21**	**67**	**12**	**13**	**5**	**5**	**200**

TOTAL FG%	1st Half: 13-28 46.4%	2nd Half: 15-30 50.0%	Game: 48.3%	DEADBALL
3-Pt. FG%	1st Half: 3-7 42.9%	2nd Half: 2-8 25.0%	Game: 33.3%	REBOUNDS
F Throw %	1st Half: 0-0 0.0%	2nd Half: 6-8 75.0%	Game: 75.0%	1,0

HOME: Colorado 11-2, 2-0 Pac-12

##	Player		fg-a	3fg-a	ft-a	of	de	tot	pf	tp	a	to	s	bk	min
44	Eddie Lampkin Jr	c	3-4	0-0	4-5	2	4	6	4	10	2	4	1	0	30
0	Luke O'Brien	g	1-4	0-1	1-2	0	4	4	1	3	1	0	0	0	32
1	J'Vonne Hadley	g	4-7	2-2	2-2	2	2	4	1	12	3	0	0	1	36
2	KJ Simpson	g	10-18	1-3	13-14	0	2	2	3	34	2	3	1	0	37
3	Julian Hammond III	g	4-7	1-1	0-0	0	6	6	1	9	2	3	2	1	31
31	Harrison Carrington		1-2	0-0	2-3	0	0	0	0	4	0	0	0	0	10
11	Javon Ruffin		1-4	0-1	0-0	0	3	3	0	2	2	1	0	0	15
35	Assane Diop		0-0	0-0	0-0	0	0	0	0	0	0	0	0	0	2
24	Joe Hurlburt		0-2	0-1	0-0	1	0	1	3	0	0	1	0	0	7
	TEAM					1	3	4				1			
	Totals.....		**24-48**	**4-9**	**22-26**	**6**	**24**	**30**	**13**	**74**	**12**	**13**	**4**	**2**	**200**

TOTAL FG%	1st Half: 15-27 55.6%	2nd Half: 9-21 42.9%	Game: 50.0%	DEADBALL
3-Pt. FG%	1st Half: 2-5 40.0%	2nd Half: 2-4 50.0%	Game: 44.4%	REBOUNDS
F Throw %	1st Half: 7-7 100%	2nd Half: 15-19 78.9%	Game: 84.6%	1,0

Officials: Michael Irving, Keith Kimble, Roger Ayers

Score by Periods	1st	2nd	Total
Washington State	29	38	67
Colorado	39	35	74

BOULDER — Colorado's **KJ Simpson** scored a career-high 34 points Sunday and the Buffaloes fought off a second-half Washington State rally to collect a 74-67 win over the Cougars at the CU Events Center.

Tad Boyle's Buffs, once again without **Tristan da Silva** and **Cody Williams** (injuries), improved to 11-2 overall and 2-0 in Pac-12 play with their sixth straight win. WSU dropped to 9-4, 0-2.

The win gave CU its first 2-0 start in conference play 2014-15.

Simpson shot 10-for-18 from the floor and 13-for-14 from the free throw line for his 34 points. **J'Vonne Hadley** added 12 points, four rebounds and three assists and **Eddie Lampkin Jr.** chipped in 10 points.

Andrej Jakimovski led WSU with 19 points.

Colorado led by 10 at the half and pushed its lead to 12 early in the second period. But the Cougars slowly chipped away at CU's lead and with 3:24 to play, Colorado's cushion had been shaved to just one, 65-64.

But the Buffs responded with big plays in the final two minutes. Simpson had six points in a 9-0 Colorado run while Hadley had a big block on the defensive end and a huge 3-pointer with just under a minute to play to put the game away.

Colorado shot 50 percent from the floor (24-for-48) while the Cougars were right behind at 28-for-58. But the Buffs hit 22 of 26 free throws while the Cougars hit six of their eight charity tries. CU also had a 22-15 edge in points off turnovers and the Buffs won the rebound battle, 30-28.

"Another hard-fought league win," Boyle said after the game. "It was not easy for us. Washington State, I like their team a lot. They have good personnel. A quality win against a quality team."

HOW IT HAPPENED: The Buffs led by 10 at intermission, 39-29, and briefly pushed the cushion to 12 with a bucket to open the second half.

But the Cougars fought back with a 9-2 run to shave CU's lead to five, then cut the lead to two with six buckets in seven possessions. With 12:22 still to play, Colorado's lead had been cut to 48-46.

The Buffs regained control minutes later when CU's defense forced four straight empty WSU possessions while Colorado scored six in a row. **Luke O'Brien** hit a free throw, Simpson delivered a second-chance bucket after a Hadley offensive rebound and Lampkin converted a three-point play to give Colorado an eight-point lead, 64-56, with 5:33 left on the clock.

But the Cougars answered one more time with a free throw and a 3-pointer from Jakimovski, his fourth trey of the game. With 4:05 left, Colorado's lead was back down to two, 64-62, and 30 seconds later the Cougars cut Colorado' edge to just one, 65-64, with a pair of free throws.

But every time the Cougars threatened to take the lead, the Buffs and Simpson had an answer.

"I talked to KJ early in the season about the fact that it's going to be important for him to recognize night to night what he has to do to help the team win," Boyle said. "There's nights it might be getting 8 to 10 to 12 assists. Friday (against Washington) he had 10 rebounds. Tonight we needed him to score and he went and got 34. He has solidified himself as one of the great point guards in Colorado basketball history."

Simpson certainly fit the bill against the Cougars.

With 2:01 to play, he delivered a bucket off the glass — his 29th and 30th points of the game — to give CU a 67-64 lead. He then hit two free throws after Hadley had a big block on the defensive end, and seconds later Hadley delivered a dagger 3-pointer to give the Buffs a 72-64 lead with less than a minute to play, basically clinching the win for Colorado.

The 3-pointer was Hadley's second of the game and just his third in his two years with the Buffs.

Colorado took control early with a 9-0 run after an opening bucket from WSU, with Simpson scoring five points in the surge.

The Cougars briefly cut the Colorado lead to five but the Buffs responded with an 8-2 burst to push their cushion to double digits. **Julian Hammond III** drained a long 3-pointer to start the run and Hadley added a corner trey to give the Buffs a 23-12 edge with 9 minutes to play in the first half.

But WSU didn't go away quietly. Jakimovski nailed three straight 3-pointers for the Cougars and with 3:24 to play in the half, Colorado's lead had been narrowed to four, 29-25.

Simpson, though, responded with a personal 6-0 run. The junior point guard hit three free throws, then recorded a steal and layup to bump Colorado's lead back to nine, 34-25. Colorado then closed the half with a **Harrison Carrington** bucket and free throw to take a 10-point edge into the break, 39-29.

GAME 14
#10/10 ARIZONA 97, COLORADO 50
Jan. 4, 2024, Tucson, Ariz. (McKale Center)

VISITORS: Colorado 11-3, 2-1 Pac-12

##	Player		fg-a	3fg-a	ft-a	of	de	tot	pf	tp	a	to	s	bk	min
44	Eddie Lampkin Jr	c	3-5	0-0	0-0	1	3	4	3	6	3	2	0	0	28
0	Luke O'Brien	g	3-7	1-2	0-0	0	3	3	1	7	0	0	1	0	22
1	J'Vonne Hadley	g	2-4	1-1	2-2	1	1	2	0	7	3	1	1	0	33
2	KJ Simpson	g	5-17	0-3	0-0	1	6	7	1	10	2	8	0	0	33
3	Julian Hammond III	g	1-6	0-2	0-0	0	0	0	0	2	2	1	1	0	15
35	Assane Diop		1-2	0-0	0-0	0	1	1	1	2	0	1	0	0	14
11	Javon Ruffin		4-10	1-5	2-2	1	3	4	3	11	2	2	0	1	21
31	Harrison Carrington		0-1	0-0	0-0	0	0	0	0	0	0	0	1	0	11
12	Bangot Dak		1-2	1-2	2-6	0	1	1	0	5	0	0	0	0	20
24	Joe Hurlburt		0-1	0-0	0-0	0	0	0	1	0	1	1	0	0	3
	TEAM					2	1	3				2			
	Totals.....		**20-55**	**4-15**	**6-10**	**6**	**19**	**25**	**10**	**50**	**13**	**18**	**4**	**2**	**200**

TOTAL FG%	1st Half: 10-30 33.3%	2nd Half: 10-25 40.0%	Game: 36.4%	DEADBALL
3-Pt. FG%	1st Half: 1-8 12.5%	2nd Half: 3-7 42.9%	Game: 26.7%	REBOUNDS
F Throw %	1st Half: 2-4 50.0%	2nd Half: 4-6 66.7%	Game: 60.0%	2,0

HOME: Arizona 11-3, 2-1 Pac-12

##	Player		fg-a	3fg-a	ft-a	of	de	tot	pf	tp	a	to	s	bk	min
16	Keshad Johnson	f	4-4	0-0	0-0	1	2	3	2	8	0	1	1	1	21
11	Oumar Ballo	c	1-7	0-0	2-6	6	3	9	1	4	3	1	0	2	21
2	Caleb Love	g	7-12	1-4	1-1	0	3	3	2	16	0	2	1	0	25
3	Pelle Larsson	g	8-12	2-2	0-0	1	6	7	2	18	2	0	1	0	28
4	Kylan Boswell	g	5-10	4-7	0-0	1	1	2	1	14	4	0	3	0	26
0	Jaden Bradley		1-3	1-2	0-0	0	4	4	1	3	3	3	2	0	21
14	Motiejus Krivas		7-8	0-0	1-1	3	6	9	4	15	2	2	1	1	17
5	KJ Lewis		2-7	1-2	0-0	0	2	2	1	5	1	1	1	0	18
1	Filip Borovicanin		1-2	0-0	2-2	0	1	1	1	4	2	1	0	0	5
23	Paulius Murauskas		1-2	1-2	0-0	1	1	2	1	3	1	0	0	0	6
55	Conrad Martinez		1-2	0-0	0-0	0	0	0	0	2	1	0	0	0	4
15	Grant Weitman		0-0	0-0	0-0	0	0	0	0	0	0	0	0	0	3
24	Luke Champion		1-1	1-1	0-0	0	0	0	0	3	0	0	0	0	2
33	Will Menough		1-1	0-0	0-0	1	0	1	0	2	0	0	0	0	2
	TEAM						2	2							
	Totals.....		**40-71**	**11-20**	**6-10**	**14**	**31**	**45**	**16**	**97**	**19**	**11**	**10**	**4**	**200**

TOTAL FG%	1st Half: 20-39 51.3%	2nd Half: 20-32 62.5%	Game: 56.3%	DEADBALL
3-Pt. FG%	1st Half: 7-13 53.8%	2nd Half: 4-7 57.1%	Game: 55.0%	REBOUNDS
F Throw %	1st Half: 3-7 42.9%	2nd Half: 3-3 100%	Game: 60.0%	2,0

Officials: Tony Padilla, Greg Nixon, DJ Carstensen

Score by Periods	1st	2nd	Total
Colorado	23	27	50
Arizona	50	47	97

TUCSON, Ariz. — Colorado fell behind early Thursday and the shorthanded Buffaloes never recovered, dropping a 97-50 decision to 10th-ranked Arizona at the McKale Center.

Tad Boyle's Buffs, still without standouts **Tristan da Silva** (ankle) and **Cody Williams** (wrist), saw their six-game win streak come to an end and fell to 11-3 overall and 2-1 in Pac-12 play. The Wildcats bounced back from a weekend loss to Stanford to improve to 11-3, 2-1.

This one got away from the Buffaloes early. Arizona used a 13-0 run to build a 23-6 lead six minutes in and three minutes later CU's deficit hit 20 when the 'Cats assumed a 31-11 lead. Arizona took a 50-23 edge into the break and the Buffs never mounted a serious threat in the second half as Arizona steadily built its lead, pushing it to 50 in the final seconds.

Javon Ruffin scored 11 for Colorado and **KJ Simpson** added 10 as the Buffs shot just 36 percent from the floor (20-for-55). Simpson, CU's leading scorer this season, shot 5-for-17 and had a career-high eight turnovers.

Pelle Larsson led four Wildcats in double figures with 18.

Arizona shot 56 percent (40-for-71), including 11-for-20 from 3-point range. Colorado hit just four of its 15 attempts from beyond the arc and the Buffaloes were dominated on the boards, 45-25, the first time this year Colorado has lost the rebound battle.

The Buffs also finished with 18 turnovers that led to 25 Arizona points, with the Wildcats cashing in 24 points on fast breaks.

"It was not our night in any facet of the game," Boyle said. "We had some really good looks offensively early that didn't go in and in our heads got down. Our key was to keep these guys out of transition and we didn't do a good job of that. We got our tails kicked on the glass and we obviously weren't very good offensively."

HOW IT HAPPENED: Turnovers and poor shooting hit Colorado hard in the first half.

After pulling to within 10-6 early, the Buffs came up empty on their next seven possessions, enabling the 'Cats to put together a 13-0 run.

Ruffin momentarily halted the surge with a 3-pointer, but the Wildcats answered with a 10-4 burst to push their cushion to 33-13 at the midway point of the half.

The Buffs didn't help their own cause, committing nine turnovers in the first half that led to 16 Arizona points, many coming in transition. Arizona tallied 14 fast break points in the half and Colorado trailed, 50-23, at the break.

Colorado's woes continued in the second half. Arizona quickly built its lead to 30 in the opening minutes and the Buffs never managed to make anything resembling a serious run for the remainder of the game. Arizona steadily built its lead, even with reserves in the game, and CU's deficit hit 50 in the final seconds.

"I have to take as much responsibility for this loss as our players because we got beaten in every facet of the game," Boyle said. "I know this team has confidence in each other and we can't lose that after a game like this. We still have to believe in each other and in the system."

Now, the Buffs have to figure out a way to bounce back in a hurry, as they head to surging Arizona State on Saturday.

"We have to look ourselves in the mirror — players, coaches, everybody," Boyle said. "Do we put this one behind us? Absolutely. But we don't ignore it. We watch a little film, flush it out of our system and then figure out a way to win on Saturday."

GAME 15
ARIZONA STATE 76, COLORADO 73
Jan. 6, 2024, Tempe, Ariz. (Desert Financial Arena)

VISITORS: Colorado 11-4, 2-2 Pac-12

##	Player		fg-a	3fg-a	ft-a	of	de	tot	pf	tp	a	to	s	bk	min
23	Tristan da Silva	f	6-14	2-8	3-4	0	3	3	4	17	3	1	1	0	36
44	Eddie Lampkin Jr	c	2-4	0-0	4-6	1	5	6	2	8	2	3	0	0	30
0	Luke O'Brien	g	1-3	1-3	0-2	2	1	3	5	3	0	0	2	0	25
1	J'Vonne Hadley	g	6-7	1-1	6-6	1	4	5	2	19	1	0	1	1	37
2	KJ Simpson	g	8-17	3-6	4-5	0	5	5	2	23	4	3	0	0	40
11	Javon Ruffin		0-2	0-2	2-2	1	3	4	2	2	1	4	0	0	21
35	Assane Diop		0-1	0-0	1-2	0	2	2	1	1	0	2	0	0	10
12	Bangot Dak		0-0	0-0	0-0	0	1	1	0	0	0	0	0	0	1
	TEAM					2	4	6							
	Totals.....		**23-48**	**7-20**	**20-27**	**7**	**28**	**35**	**18**	**73**	**11**	**13**	**4**	**1**	**200**

TOTAL FG%	1st Half: 9-17 52.9%	2nd Half: 14-31 45.2%	Game: 47.9%	DEADBALL
3-Pt. FG%	1st Half: 3-6 50.0%	2nd Half: 4-14 28.6%	Game: 35.0%	REBOUNDS
F Throw %	1st Half: 17-20 85.0%	2nd Half: 3-7 42.9%	Game: 74.1%	3,0

HOME: Arizona State 10-5, 4-0 Pac-12

##	Player		fg-a	3fg-a	ft-a	of	de	tot	pf	tp	a	to	s	bk	min
8	Alonzo Gaffney	f	1-4	1-3	0-0	1	2	3	4	3	1	1	1	3	18
1	Frankie Collins	g	3-11	1-4	5-8	0	1	1	2	12	4	0	3	0	32
5	Jamiya Neal	g	7-13	1-3	4-5	1	6	7	2	19	2	0	4	0	35
12	Jose Perez	g	3-9	1-3	2-4	1	4	5	1	9	4	1	1	1	33
44	Adam Miller	g	5-13	3-8	5-7	0	2	2	2	18	1	1	0	0	32
9	Shawn Phillips Jr		1-1	0-0	1-2	1	1	2	4	3	0	1	0	2	5
0	Kamari Lands		2-2	1-1	0-0	0	1	1	2	5	0	1	0	0	17
2	Braelon Green		0-0	0-0	0-0	0	0	0	1	0	1	1	0	0	4
24	Bryant Selebangue		3-4	0-0	1-1	2	3	5	2	7	0	1	2	2	24
	TEAM						2	2							
	Totals.....		**25-57**	**8-22**	**18-27**	**8**	**22**	**30**	**20**	**76**	**13**	**8**	**11**	**8**	**200**

TOTAL FG%	1st Half: 16-30 53.3%	2nd Half: 9-27 33.3%	Game: 43.9%	DEADBALL
3-Pt. FG%	1st Half: 6-12 50.0%	2nd Half: 2-10 20.0%	Game: 36.4%	REBOUNDS
F Throw %	1st Half: 6-11 54.5%	2nd Half: 12-16 75.0%	Game: 66.7%	5,0

Officials: Michael Greenstein, DG Nelson, Deron White

Score by Periods	1st	2nd	Total
Colorado	38	35	73
Arizona State	44	32	76

TEMPE, Ariz. — Colorado's second half rally came up short Saturday night and the Buffaloes dropped a 76-73 decision to Arizona State at Desert Financial Arena.

Tad Boyle's Buffs dropped their second in a row and fell to 11-4 overall and 2-2 in Pac-12 play. ASU improved to 10-5, 4-0.

The Buffs trailed by 10 midway through the second half but battled back to tie the game at 70-70 with 2:16 to play on a basket from **Eddie Lampkin Jr.**

But Colorado couldn't come up with critical plays in the final minutes. CU missed a chance to take the lead with 1:30 remaining and the Sun Devils hit six free throws in the final 1:04 to collect the win.

KJ Simpson led CU with 23 points to go with five rebounds and four assists. **J'Vonne Hadley** scored 19, his high as a Buff, and **Tristan da Silva** tallied 17 in his return to the lineup after missing three games with an ankle injury.

Jamiya Neal led three players in double digits for ASU with 19 points.

Colorado shot a respectable 48 percent from the floor (23-for-48) but hit just seven of its 20 3-point tries. ASU shot 44 percent (25-for-57) while hitting eight of 22 from beyond the arc. Colorado also had a 35-30 edge on the boards.

But the decisive difference came in the turnover department. Colorado committed 13 miscues that led to 27 ASU points — including 10 in the first half that the Sun Devils converted into 20 points. ASU finished with 21 fast break points compared to CU's 10.

"We lost that game in the first half," said Boyle, whose team was once again missing standout freshman **Cody Williams** (wrist), as well as key reserve **Julian Hammond III** (back). "Our guys battled their tails off in the second half. But they had 20 points off our 10 turnovers in the first half — that's the ballgame."

HOW IT HAPPENED: Colorado trailed by six at intermission, 44-38, and fell behind by as much as 10 midway through the second half.

But the Buffs finally put together some defensive stops and some solid offensive possessions to chip away at the deficit.

Simpson started an 8-0 CU run with a drive to the hoop, followed by a Lampkin basket, two Hadley free throws and another Simpson basket inside. With 6:33 to play, the Buffs trailed by just two, 63-61.

Two minutes later, Colorado finally tied the game at 66-66 on a da Silva 3-pointer and the two teams traded buckets on the ensuing two possessions to set the score at 70-70 with 2 minutes remaining. The Buffs then recorded a defensive stop after an official's replay gave CU possession with 1:47 to play.

The Buffs, though, couldn't convert and take the lead. Instead, the Sun Devils got two Adam Miller free throws on their next trip down the floor to take a 72-70 lead with 1:04 to play.

Colorado then came up empty again on the offensive end and the Buffs were forced to foul with 25 seconds remaining. ASU hit two free throws with 25 seconds left for a four-point lead, 74-70, and the Buffs missed again on their ensuing possession.

ASU then hit two more free throws in the final 15 seconds while CU managed a Simpson 3-pointer with 8 seconds remaining to complete the scoring.

"We just came up a little bit short tonight but it wasn't because of effort, it wasn't because of toughness," Boyle said. "It's just about not being able to make enough plays down the stretch."

After a rough start for both teams, Colorado appeared ready to take control midway through the first half. **Luke O'Brien** drained a long 3-pointer to start a 7-0 CU run and the Buffs grabbed a 17-10 lead at the 10:45 mark.

Colorado maintained its edge over the next five minutes. Simpson scored seven points over the next five minutes and a Simpson layup with 5:55 to go in the half gave the Buffs a 31-26 lead.

But the turnover bug bit the Buffs in a big way over the ensuing three minutes. Colorado committed five miscues on its next six trips down the floor and the Sun Devils reeled off a 13-0 run that included two 3-pointers and a three-point play from Miller.

With 2:43 to go in the half, Colorado's five-point lead had transformed into a 39-31 deficit.

Simpson finally ended a four-minute CU scoring drought with a pair of free throws and he added two more a minute later to go with a 3-pointer to pull the Buffs within 41-38.

But the Sun Devils scored three points in the final 40 seconds to take a 44-38 lead into the break as Colorado finished with 10 turnovers in the first half that led to 20 ASU points.

While da Silva played 36 minutes in his return to the lineup, the Buffs were still without key contributors Williams and Hammond.

GAME 16
CALIFORNIA 82, COLORADO 78
Jan. 10, 2024, Berkeley, Calif. (Haas Pavilion)

VISITORS: Colorado 11-5, 2-3 Pac-12

##	Player		fg-a	3fg-a	ft-a	of	de	tot	pf	tp	a	to	s	bk	min
10	Cody Williams	f	5-13	0-3	6-7	1	3	4	4	16	2	5	0	2	38
23	Tristan da Silva	f	8-14	4-7	0-1	0	6	6	1	20	2	1	0	0	37
44	Eddie Lampkin Jr	c	7-11	0-0	8-9	5	6	11	3	22	3	1	0	0	35
1	J'Vonne Hadley	g	3-6	0-0	0-2	2	6	8	0	6	2	1	1	0	35
2	KJ Simpson	g	5-13	2-4	0-0	2	3	5	4	12	3	1	2	0	29
0	Luke O'Brien		1-2	0-1	0-0	0	1	1	1	2	0	0	0	0	19
35	Assane Diop		0-0	0-0	0-0	0	0	0	2	0	0	0	0	0	3
11	Javon Ruffin		0-0	0-0	0-0	0	1	1	1	0	0	0	0	0	3
	TEAM					2	1	3				1			
	Totals.....		**29-59**	**6-15**	**14-19**	**12**	**27**	**39**	**16**	**78**	**12**	**10**	**3**	**2**	**200**

TOTAL FG%	1st Half: 15-26 57.7%	2nd Half: 14-33 42.4%	Game: 49.2%	DEADBALL
3-Pt. FG%	1st Half: 2-6 33.3%	2nd Half: 4-9 44.4%	Game: 40.0%	REBOUNDS
F Throw %	1st Half: 8-11 72.7%	2nd Half: 6-8 75.0%	Game: 73.7%	2,0

HOME: California 6-10, 2-3 Pac-12

##	Player		fg-a	3fg-a	ft-a	of	de	tot	pf	tp	a	to	s	bk	min
00	Fardaws Aimaq	c	3-8	0-0	0-0	6	4	10	5	6	2	0	1	1	24
3	Keonte Kennedy	g	2-8	1-2	0-2	1	3	4	1	5	2	0	1	1	28
15	Jalen Cone	g	4-17	4-12	5-6	0	1	1	1	17	3	0	1	0	36
20	Jaylon Tyson	g	10-15	3-5	7-7	3	2	5	2	30	2	2	1	0	34
32	Jalen Celestine	g	2-7	2-5	2-2	0	5	5	4	8	0	1	1	0	24
1	Rodney Brown Jr		2-4	2-3	1-2	0	0	0	1	7	0	0	0	0	18
14	Grant Newell		3-5	2-3	0-0	1	3	4	0	8	2	2	0	0	20
13	Devin Curtis		0-1	0-0	0-0	1	1	2	0	0	0	0	0	0	7
31	Gus Larson		0-0	0-0	1-2	0	0	0	3	1	0	0	0	2	9
	TEAM					2	2	4							
	Totals.....		**26-65**	**14-30**	**16-21**	**14**	**21**	**35**	**17**	**82**	**11**	**5**	**5**	**4**	**200**

TOTAL FG%	1st Half: 8-34 23.5%	2nd Half: 18-31 58.1%	Game: 40.0%	DEADBALL
3-Pt. FG%	1st Half: 5-15 33.3%	2nd Half: 9-15 60.0%	Game: 46.7%	REBOUNDS
F Throw %	1st Half: 5-6 83.3%	2nd Half: 11-15 73.3%	Game: 76.2%	3,0

Officials: Verne Harris, Gregory Nixon, Deldre Carr

Score by Periods	1st	2nd	Total
Colorado	40	38	78
California	26	56	82

BERKELEY, Calif. — Colorado's defense collapsed Wednesday as the Buffaloes let a 19-point lead in the second half slip away, allowing Cal to take an 82-78 win at Haas Pavilion.

Tad Boyle's Buffs dropped their third straight game to fall to 11-5 overall and 2-3 in Pac-12 play while Cal improved to 6-10, 2-3.

The Buffs led by 20 late in the first half and held a 50-31 lead early in the second period. But the Bears got hot from 3-point range, draining nine treys in the second half, and the Buffs never came up with an answer on the defensive end.

Colorado still had a chance to get the win in the final seconds. After Cal hit one of two free throws to take an 80-78 lead with 12 seconds remaining, CU's **Tristan da Silva** had an open 3-pointer from the wing. But his shot drew iron, the Bears rebounded and hit two more free throws to finish the scoring.

Eddie Lampkin Jr. led four Buffs in double figures with a career-high 22 points and 11 rebounds. Da Silva added 20, **Cody Williams** scored 16 in his return to the lineup after missing seven games with an injury and **KJ Simpson** chipped in 12.

Jaylon Tyson led Cal with 30 points, 23 coming in the second half.

CU shot a respectable 49 percent from the floor (29-for-59) while the Bears shot just 40 percent (26-for-65). But Cal also hit 14 of its 30 3-point attempts, including a 9-for-15 effort from long range in the second half.

The Buffs did hold a 39-35 edge on the boards and a 42-18 edge in the paint, but Colorado had no answer for the Bears' offense down the stretch as Cal hit 13 of its last 17 field goal attempts.

The Buffs thus ended up 0-3 on their road trip, with two of the losses — to ASU and Cal — coming down to the final seconds.

HOW IT HAPPENED: Colorado dominated the first half, leading by as much as 20 and taking a 40-26 lead into the break.

The Buffs then built their lead to 19 early in the second half when a da Silva 3-pointer gave the Buffs a 50-31 lead less than three minutes in.

At that point, the Buffs looked firmly in control and ready to salvage a win out of their road trip.

But the Buffs defense that had been terrific in the first half suddenly took a break and the Bears staged a furious rally. Cal outscored Colorado 32-12 over the next 12 minutes to finally take a 63-62 lead with 5:38 to play, the Bears' first lead of the game.

Colorado had no answer for the Bears' long-range shooting in the surge as Cal hit seven 3-pointers in the run. Tyson had three treys in the rally and also delivered a drive and dunk to give the Bears their 63-62 edge.

The two teams then traded the lead six times over the next three minutes before a Jalen Cone 3-pointer gave Cal a 73-70 lead with 2:33 to play. The Bears then extended the lead with two free throws with 1:27 to play.

Williams finally ended a two-minute Buffs scoring drought with a layup and free throw at the 1:12 mark. That pulled CU to within 75-73, only to see the Buffs give up another Tyson dunk with 48 seconds left to push CU's deficit back to four.

Da Silva then drained a 3-pointer with 30 seconds left to cut Cal's lead back to one before Tyson hit a pair of free throws with 24 seconds left to give the Bears a 79-76 lead.

Williams then scored again for Colorado to narrow the deficit to one, 79-78, with 12 seconds left and the Buffs had one more chance after Cal hit one of two free throws. But da Silva's 3-point attempt with 4 seconds left drew rim and the Bears added two more free throws with 1.9 seconds to seal the 82-78 win.

The Buffs started the game with a 10-0 run to take control and built their lead to as much as 20 before taking a 40-26 edge into the break.

Lampkin had six points in CU's opening surge and continued to be a force the rest of the half, tallying 15 points and five rebounds in the first 20 minutes.

After CU's opening surge, the Bears briefly managed to shave the Buffs' lead to seven before Colorado responded with a 7-0 run for a 20-6 lead. CU had two steal and breakaway buckets in the run, one each from Simpson and **Luke O'Brien.**

The Buffs then steadily built their lead despite Simpson playing just nine minutes because of two fouls.

A 6-0 run — all from Williams — pushed Colorado's cushion to 35-17 with 4:37 to play in the half and the Buffs built their lead to 20 when a da Silva 3-pointer gave Colorado a 40-20 lead with 2 minutes left in the half.

Cal then hit two 3-pointers in the final minute, but the Buffs still took a comfortable 40-26 lead into the break.

GAME 17
COLORADO 68, USC 58
Jan. 13, 2024, Boulder, Colo. (CU Events Center)

VISITORS: USC 8-9, 2-4 Pac-12

##	Player		fg-a	3fg-a	ft-a	of	de	tot	pf	tp	a	to	s	bk	min
3	Vincent Iwuchukwu	f	5-8	0-0	0-0	1	6	7	2	10	3	0	0	1	27
10	DJ Rodman	f	4-10	1-2	1-1	4	3	7	1	10	1	3	1	0	35
30	Harrison Hornery	f	0-5	0-3	0-1	0	5	5	2	0	0	2	0	0	21
0	Kobe Johnson	g	3-9	1-5	3-3	0	5	5	2	10	4	4	3	1	29
6	Bronny James	g	0-7	0-3	0-0	0	2	2	0	0	1	0	0	0	25
33	Kijani Wright		2-4	0-0	0-0	3	0	3	2	4	0	0	0	0	13
4	Oziyah Sellers		7-14	2-2	2-2	1	2	3	0	18	0	0	1	0	27
22	Arrinten Page		1-4	1-2	3-4	2	4	6	1	6	0	3	0	1	22
	TEAM					2		2				2			
	Totals.....		**22-61**	**5-17**	**9-11**	**13**	**27**	**40**	**11**	**58**	**9**	**14**	**5**	**3**	**200**

TOTAL FG%	1st Half: 15-32 46.9%	2nd Half: 7-29 24.1%	Game: 36.1%	DEADBALL
3-Pt. FG%	1st Half: 4-10 40.0%	2nd Half: 1-7 14.3%	Game: 29.4%	REBOUNDS
F Throw %	1st Half: 3-4 75.0%	2nd Half: 6-7 85.7%	Game: 81.8%	0,2

HOME: Colorado 12-5, 3-3 Pac-12

##	Player		fg-a	3fg-a	ft-a	of	de	tot	pf	tp	a	to	s	bk	min
10	Cody Williams	f	4-10	0-2	5-8	0	2	2	3	13	1	0	1	2	31
23	Tristan da Silva	f	5-12	2-6	0-0	1	3	4	1	12	4	3	2	1	36
44	Eddie Lampkin Jr	c	5-9	0-0	2-3	3	4	7	2	12	0	1	0	0	33
1	J'Vonne Hadley	g	7-11	1-3	0-0	0	9	9	2	15	3	0	1	0	35
2	KJ Simpson	g	4-11	1-1	0-0	3	2	5	2	9	4	2	3	0	27
3	Julian Hammond III		1-5	0-2	0-0	0	2	2	1	2	1	1	0	0	21
0	Luke O'Brien		1-3	1-3	2-2	1	2	3	2	5	1	0	2	0	16
35	Assane Diop		0-0	0-0	0-0	0	0	0	0	0	0	0	0	0	2
	TEAM					4	4					1			
	Totals.....		**27-61**	**5-17**	**9-13**	**8**	**28**	**36**	**14**	**68**	**14**	**8**	**9**	**3**	**200**

TOTAL FG%	1st Half: 9-29 31.0%	2nd Half: 18-32 56.3%	Game: 44.3%	DEADBALL
3-Pt. FG%	1st Half: 2-10 20.0%	2nd Half: 3-7 42.9%	Game: 29.4%	REBOUNDS
F Throw %	1st Half: 4-6 66.7%	2nd Half: 5-7 71.4%	Game: 69.2%	1,0

Officials: DG Nelson, De Selle Dean, Justin Shamion

Score by Periods	1st	2nd	Total
USC	37	21	58
Colorado	24	44	68

BOULDER — Colorado overcame a 16-point first half deficit and the Buffaloes rallied in the second half Saturday to take a 68-58 win over Southern California in front of a crowd of 10,005 at the CU Events Center.

Tad Boyle's Buffs ended a three-game losing streak to improve to 12-5 overall and 3-3 in Pac-12 play while also improving to 10-0 at home. The Trojans, playing without their two top scorers, dropped to 8-9, 2-4.

J'Vonne Hadley led the Buffs with 15 points, nine rebounds and three assists. **Cody Williams** scored 13 and **Tristan da Silva** and **Eddie Lampkin Jr.** each scored 12, with Lampkin adding seven rebounds.

Oziyah Sellers led USC with 18.

Colorado trailed by as much as 16 in the first half and the Trojans led 37-24 at the break. But the Buffs burst from the gate after intermission with a 12-2 run and finally took the lead midway through the half. CU then built a five-point lead and maintained that edge until the final minutes, when the Buffs managed to push their cushion to double digits.

Colorado shot just 31 percent in the first half (9-for-29) while the Trojans hit 15 of their 32 shots.

But the Buffs kicked in their defense in the second half and the offense prospered as a result. CU held the Trojans to just 24 percent shooting in the second period (7-for-29) while forcing 10 turnovers and the Buffs converted those miscues into 12 points. Colorado also shot 56 percent after the break (18-for-32).

The Buffs did lose the rebound battle, 40-36, but the big difference came in the transition game. Colorado outscored USC 21-3 in fast break points, with the Buffs tallying 17 of those in the second half.

HOW IT HAPPENED: After a rough, disjointed first half that saw the Buffs trail 37-24 at the break, Colorado found its footing after intermission.

CU opened the half with a 12-2 run, hitting six of its first seven field goals. Hadley had six points in the surge and da Silva, Lampkin and **KJ Simpson** all added baskets as CU pulled to within 39-36.

USC momentarily pushed its lead back to five but the Buffs kept up the pressure. Lampkin converted a three-point play on a great pass from Simpson inside, Hadley reaped a layup after a da Silva steal and Julian Hammond III converted a transition layup with 12:32 to play to tie the game at 43-43.

The Trojans went back ahead one more time on a putback before Colorado scored five in a row to grab its first lead since early in the first half. **Luke O'Brien** hit a corner 3-pointer off an assist from Hadley and second later Hadley recorded a steal and layup to give the Buffs a 48-45 lead with 10 minutes to play.

Da Silva forced a turnover at midcourt that led to a William dunk and 53-47 lead at the 8:37 mark and a Hadley bucket off the glass with 4:13 to play gave CU a 59-54 edge.

Defensively, the Buffs forced three straight empty possessions from the Trojans and a Williams hook shot from the lane and a Lampkin free throw gave CU a 62-55 lead with two minutes to play.

The Buffs then put the game away with a Simpson 3-pointer with 1:11 left that gave CU a 65-55 lead. Lampkin closed CU's scoring with a dunk underneath before USC hit a 3-pointer in the final seconds.

The win ended Colorado's three-game losing streak and kept the Buffs in the middle of the pack in the Pac-12 standings.

Colorado opened the game on a solid note, taking a momentary 9-8 lead on a Hadley 3-pointer.

But the Trojans quickly regained the lead on a DJ Rodman 3-pointer, the beginning of a 21-4 USC run.

Almost nothing went right for the Buffs over the ensuing eight minutes. Colorado recorded just one field in the stretch, a layup from Simpson, who was playing with two fouls.

USC, meanwhile, hit the Buffs from the inside and outside, with reserve Oziyah Sellers scoring eight points in the surge.

Colorado finally stopped a 12-0 USC run with two Williams free throws before the Trojans bumped their lead back to 29-13 on a Sellers bucket.

The Buffs finally began to chip away at the deficit. Williams hit two more free throws and da Silva hit a 3-pointer to pull the Buffs to within 29-18. Four minutes later, the Buffs cut the deficit to 10 on a da Silva baseline jumper and the Buffs then had two chances to cut the lead to single digits but came up empty on both possessions.

The Trojans then ended a short drought with five straight points before Williams hit a layup at the buzzer for Colorado to send the Buffs into halftime trailing 37-24.

GAME 18
COLORADO 86, OREGON 70
Jan. 18, 2024, Boulder, Colo. (CU Events Center)

VISITORS: Oregon 13-4, 5-1 Pac-12

##	Player		fg-a	3fg-a	ft-a	of	de	tot	pf	tp	a	to	s	bk	min
10	Kwame Evans Jr	f	1-3	1-1	0-0	0	2	2	2	3	0	1	0	0	18
1	N'Faly Dante	c	3-6	0-0	1-3	1	4	5	3	7	1	2	3	1	19
3	Jackson Shelstad	g	3-8	3-7	0-0	0	1	1	0	9	2	3	0	0	31
4	Brennan Rigsby	g	4-8	0-1	0-0	0	4	4	2	8	0	2	0	0	22
5	Jermaine Couisnard	g	3-8	2-6	3-5	1	1	2	1	11	2	3	3	0	30
22	Jadrian Tracey		5-10	1-4	3-3	1	0	1	3	14	2	0	0	0	24
24	Mahamadou Diawara		1-2	0-0	1-2	2	2	4	5	3	0	0	0	1	13
9	Keeshawn Barthelemy		4-8	1-2	0-0	0	1	1	1	9	2	0	3	0	29
0	Kario Oquendo		2-3	0-1	2-4	0	2	2	2	6	0	0	0	0	11
11	Mookie Cook		0-0	0-0	0-0	0	0	0	1	0	0	1	0	0	4
	TEAM					3	3					1			
	Totals.....		**26-56**	**8-22**	**10-17**	**5**	**20**	**25**	**20**	**70**	**9**	**13**	**9**	**2**	**200**

TOTAL FG%	1st Half: 12-22 54.5%	2nd Half: 14-34 41.2%	Game: 46.4%	DEADBALL
3-Pt. FG%	1st Half: 4-7 57.1%	2nd Half: 4-15 26.7%	Game: 36.4%	REBOUNDS
F Throw %	1st Half: 6-11 54.5%	2nd Half: 4-6 66.7%	Game: 58.8%	5,1

HOME: Colorado 13-5, 4-3 Pac-12

##	Player		fg-a	3fg-a	ft-a	of	de	tot	pf	tp	a	to	s	bk	min
10	Cody Williams	f	10-13	3-4	0-1	1	1	2	1	23	3	2	1	2	33
23	Tristan da Silva	f	4-13	1-5	4-4	2	6	8	1	13	3	4	1	0	36
44	Eddie Lampkin Jr	c	1-2	0-0	3-4	2	3	5	4	5	1	2	0	1	21
1	J'Vonne Hadley	g	2-4	1-2	6-6	1	5	6	3	11	2	0	1	2	32
2	KJ Simpson	g	7-15	3-5	5-5	1	4	5	3	22	5	1	3	0	36
0	Luke O'Brien		5-8	0-3	0-1	0	4	4	1	10	1	1	2	0	25
3	Julian Hammond III		0-3	0-0	0-0	0	2	2	0	0	1	1	1	0	11
35	Assane Diop		1-1	0-0	0-0	0	0	0	0	2	0	0	0	0	6
11	Javon Ruffin		0-0	0-0	0-0	0	0	0	0	0	0	1	0	0	1
	TEAM					3	2	5							
	Totals.....		**30-59**	**8-19**	**18-21**	**10**	**27**	**37**	**13**	**86**	**16**	**12**	**9**	**5**	**200**

TOTAL FG%	1st Half: 14-30 46.7%	2nd Half: 16-29 55.2%	Game: 50.8%	DEADBALL
3-Pt. FG%	1st Half: 4-8 50.0%	2nd Half: 4-11 36.4%	Game: 42.1%	REBOUNDS
F Throw %	1st Half: 11-12 91.7%	2nd Half: 7-9 77.8%	Game: 85.7%	1,0

Officials: Brooks Wells, Kipp Kissinger, Gerry Pollard

Score by Periods	1st	2nd	Total
Oregon	34	36	70
Colorado	43	43	86

BOULDER — Colorado freshman **Cody Williams** scored a career-high 23 points and **KJ Simpson** tallied 22 Thursday as the Buffaloes pulled away from Oregon down the stretch to take an 86-70 win at the CU Events Center.

Tad Boyle's Buffs improved to 11-0 at home while pushing their record to 13-5 overall and 4-3 in Pac-12 play. The Ducks, who fell to 1-12 all-time in Boulder, saw their six-game win streak come to an end and dropped to 13-4, 5-1.

Williams shot 10-for-13 from the floor, including 3-for-4 from long range, to lead five Buffs in double figures. Along with Simpson's 22 points, five assists and five rebounds, **Tristan da Silva** tallied 13 points to go with eight rebounds, **J'Vonne Hadley** scored 11 and **Luke O'Brien** chipped in 10.

Jadrian Tracey led Oregon with 14 points while UO's leading scorer, Jackson Shelstad, finished with just nine, nearly six under his season average.

Colorado led by nine at the half, 43-34, only to see a rash of turnovers to open the second half pave the way for a 16-6 Oregon run as the Ducks regained the lead.

But the Buffs recovered from their miscues. After a see-saw five minutes, Colorado sandwiched a pair of 7-0 runs around one Oregon basket to take control and CU outscored the Ducks 30-13 over the final 11 minutes to collect the win.

CU shot 51 percent from the floor (30-for-59), including a 16-for-29 effort in the second half. CU's defense forced 13 UO turnovers to produce 24 points and Colorado also held Oregon to just 41 percent shooting in the second half (14-for-34).

The Buffs also held a 37-25 edge on the boards and they outscored the Ducks 40-28 in the paint.

"Our guys competed," Boyle said. "They competed on offense and competed on defense. Cody was terrific, KJ was terrific, Luke gave us phenomenal minutes off the bench. Just a good all-around team victory."

HOW IT HAPPENED: Colorado led by 14 late in the first half and still had a nine-point edge, 43-34, at the break.

But the Buffs committed four turnovers on their first four possessions of the second half, opening the door for a 16-6 Oregon run and a 50-49 Ducks lead five minutes in.

"We started turning it over and they were right back in the game," Boyle said. "We just can't have those."

The two teams then traded the lead five times over the next four minutes before the Buffs put together a 7-0 run to take the lead for good. Da Silva erased Oregon's final lead with a 3-pointer to start the run, Williams added a layup and da Silva scored again to give the Buffs a 63-57 edge with 9:22 to play.

Da Silva missed eight of his first nine shots but then hit three of his final four, including the go-ahead 3-pointer.

"The thing I love about Tristan is that he missed a couple that he normally makes, but when he got that corner three he didn't hesitate and nailed it," Boyle said.

Oregon momentarily stopped the run with a Brennan Rigsby jumper but the Buffs answered again with another 7-0 run. Back-to-back steals and layups from da Silva and Simpson gave CU a 70-59 lead with 7:06 to play.

One minute later, Williams drained a 3-pointer to give Colorado a 12-point edge, 73-61, and the Buffs never allowed Oregon to come closer than nine again.

The first 10 minutes of the game featured five lead changes. Colorado used a 7-0 run featuring a Simpson 3-pointer to take a 15-9 lead six minutes in before Oregon answered with an 8-0 surge to take a 20-18 lead at the 9:52 mark.

Colorado then took control with a 17-2 run that included 11 unanswered points. Williams had five points in the run, including a long 3-pointer, and Hadley added four. A Simpson jumper in transition gave Colorado a 35-22 lead with 5:04 left in the half and that was enough for an Oregon timeout.

The Ducks managed to narrow the gap to eight with five straight points out of the break but Colorado answered again with a 6-0 run. Da Silva scored four points in the burst, including a dunk in transition, and Colorado had a 14-point edge, 43-29, with 1:23 left in the half.

But Oregon didn't go away. The Ducks scored the last five points of the half, including a Shelstad 3-pointer, and the Buffs took a nine-point lead into intermission.

While the Ducks shot 54.5 percent in the opening half (12-for-22), the Buffs forced eight UO turnovers that led to 17 Colorado points.

GAME 19
COLORADO 90, OREGON STATE 57
Jan. 20, 2024, Boulder, Colo. (CU Events Center)

VISITORS: Oregon State 9-9, 1-6 Pac-12

##	Player		fg-a	3fg-a	ft-a	of	de	tot	pf	tp	a	to	s	bk	min
22	Thomas Ndong	f	1-1	0-0	0-0	1	1	2	3	2	0	1	0	0	12
34	Tyler Bilodeau	f	8-12	0-2	2-2	0	5	5	2	18	1	0	1	1	30
0	Jordan Pope	g	3-11	1-3	3-4	1	2	3	2	10	1	0	0	0	29
4	Dexter Akanno	g	0-6	0-3	0-0	1	1	2	1	0	0	2	1	0	19
5	Justin Rochelin	g	0-3	0-1	1-2	0	2	2	5	1	0	0	1	0	13
12	Michael Rataj		4-12	2-5	1-3	2	4	6	2	11	2	2	0	1	27
24	KC Ibekwe		1-4	0-0	0-0	0	0	0	1	2	0	2	0	0	7
2	Josiah Lake II		2-4	0-2	6-6	0	2	2	3	10	2	1	1	0	29
1	Christian Wright		0-0	0-0	0-0	0	0	0	0	0	1	1	0	0	8
15	Chol Marial		0-1	0-0	0-0	0	0	0	2	0	0	0	0	0	1
14	Jayden Stevens		0-1	0-0	0-0	0	0	0	0	0	1	0	0	0	4
11	DaJohn Craig		0-2	0-1	0-0	1	0	1	0	0	2	0	0	0	13
3	Gavin Marrs		1-3	0-0	1-1	0	1	1	1	3	0	0	1	0	9
	TEAM					3	4	7				1			
	Totals.....		**20-60**	**3-17**	**14-18**	**9**	**22**	**31**	**22**	**57**	**10**	**10**	**5**	**2**	**200**

TOTAL FG%	1st Half: 10-29 34.5%	2nd Half: 10-31 32.3%	Game: 33.3%	DEADBALL
3-Pt. FG%	1st Half: 2-9 22.2%	2nd Half: 1-8 12.5%	Game: 17.6%	REBOUNDS
F Throw %	1st Half: 1-2 50.0%	2nd Half: 13-16 81.3%	Game: 77.8%	3,1

HOME: Colorado 14-5, 5-3 Pac-12

##	Player		fg-a	3fg-a	ft-a	of	de	tot	pf	tp	a	to	s	bk	min
10	Cody Williams	f	6-10	2-3	2-3	3	3	6	2	16	1	0	2	0	32
23	Tristan da Silva	f	6-10	1-3	6-7	0	7	7	0	19	4	1	1	0	30
44	Eddie Lampkin Jr	c	7-13	0-0	3-4	3	5	8	2	17	1	2	0	0	26
0	Luke O'Brien	g	4-6	1-1	1-2	0	2	2	4	10	1	0	0	1	24
2	KJ Simpson	g	4-8	1-2	4-4	1	6	7	3	13	4	1	1	0	30
3	Julian Hammond III		1-6	0-2	0-0	0	1	1	3	2	5	2	1	0	23
35	Assane Diop		3-4	0-0	4-4	2	2	4	2	10	2	0	0	1	16
11	Javon Ruffin		1-2	1-2	0-0	0	1	1	0	3	0	0	0	0	8
12	Bangot Dak		0-1	0-1	0-0	0	0	0	1	0	0	0	0	0	6
24	Joe Hurlburt		0-0	0-0	0-0	0	0	0	0	0	0	1	0	0	3
34	Jack Pease		0-1	0-1	0-0	0	2	2	0	0	1	0	0	0	2
	TEAM					3	3					1			
	Totals.....		**32-61**	**6-15**	**20-24**	**9**	**32**	**41**	**17**	**90**	**19**	**8**	**5**	**2**	**200**

TOTAL FG%	1st Half: 17-34 50.0%	2nd Half: 15-27 55.6%	Game: 52.5%	DEADBALL
3-Pt. FG%	1st Half: 4-10 40.0%	2nd Half: 2-5 40.0%	Game: 40.0%	REBOUNDS
F Throw %	1st Half: 7-9 77.8%	2nd Half: 13-15 86.7%	Game: 83.3%	1,0

Officials: Tony Padilla, Scott Brown, Layne Barney

Score by Periods	1st	2nd	Total
Oregon State	23	34	57
Colorado	45	45	90

BOULDER — Colorado put six players in double figures Saturday and the Buffaloes took control early and never let up, rolling to a 90-57 win over Oregon State at the CU Events Center.

Tad Boyle's Buffs won their third in a row to improve to 14-5 overall and 5-3 in Pac-12 play while also improving to 12-0 at home — CU's best home start since the 1968-69 Buffs had a 12-0 home record.

Oregon State lost its fifth in a row to fall to 9-9, 1-6.

Tristan da Silva led CU with 19 points. **Eddie Lampkin Jr.** added 17, **Cody Williams** scored 16, **KJ Simpson** tallied 13 and **Luke O'Brien** and **Assane Diop** each chipped in 10 for Colorado (a career high for freshman Diop). Lampkin led CU with eight rebounds while Simpson and da Silva each grabbed seven. **Julian Hammond** III had five assists and Simpson dished out four.

Tyler Bilodeau led OSU with 18 as CU held the Beavers' leading scorer, Jordan Pope, to just 10 points — seven under his season average.

The Buffs were in control of this one from the outset. Colorado built a 20-point edge midway through the first half, pushed the margin to 45-23 at the break and extended the cushion to 33 early in the second half. Oregon State never came closer than 23 after intermission and CU led by as much as 37 in the final minutes.

The Buffaloes dominated nearly every statistical category. CU shot 52.5 percent from the floor (32-for-61) while holding the Beavers to 20-for-60 shooting, and Colorado also had a 41-31 edge on the boards.

CU is now 89-6 all-time under Boyle (5-0 this season) while hitting the "gold standard" — holding an opponent to 40 percent or less shooting and having at least a plus-8 margin in rebounds.

Colorado also had a 52-32 edge in the paint and the Buffs finished with 19 assists and just eight turnovers, matching their season low in that department.

"We challenged them at halftime to come out and not do what we've done all year, which is kind of let teams back in," Boyle said. "We did that. Six guys in double figures, 19 assists, eight turnovers — a lot of good things. Just a workmanlike effort by our guys."

HOW IT HAPPENED: Colorado assumed control early on both ends of the floor, taking a 15-4 lead less than seven minutes in and stretching the cushion to 26-6 midway through the half.

The Buffs were efficient on the offensive end, hitting eight of 13 field goal tries in a 19-2 run over a seven-minute stretch. Da Silva scored four in a row to start the surge, Williams added a dunk and Simpson scored six in the run to give CU a 20-point lead, 26-6, at the 9:12 mark.

Defensively, the Buffs held OSU scoreless for five minutes in the run, forcing nine consecutive empty possessions.

While OSU's Bilodeau did finish with 18 points, 12 of those came in the second half, long after the game had been decided. Pope, meanwhile, shot just 3-for-11 for the game and had only one 3-pointer.

"KJ did a terrific job on Pope and I thought Tristan defensively on Bilodeau was phenomenal," Boyle said. "Those two defensive efforts were great."

The Buffs kept the pressure on until halftime, stretching their lead to 22 in the final minutes of the half. Williams, who shot 6-for-10 from the floor, had two 3-pointers in the final five minutes while Simpson and da Silva both added buckets in the final minute to send Colorado into the break with a 45-23 lead.

Da Silva led CU with 11 points in the first half and Williams chipped in 10. Colorado shot 17-for-34 in the opening 20 minutes and the Buffs had 11 assists on those 17 baskets while OSU shot just 10 for 29.

Colorado then made sure the Beavers didn't have a comeback in their pocket in the second half. The Buffs opened the half with a 14-3 run to build a 33-point cushion, 59-26, and CU's lead never dipped below 23 again the rest of the game.

"Every game matters," da Silva said after the game. "We can't be lackadaisical with certain opponents. We have to make sure that we dig in every single time that we step on the floor, whether it's from one half to another or from one game to another."

The Buffs played without regular starter **J'Vonne Hadley,** who missed the game with an injury, but 11 Buffs did see action. Along with his career-best 10 points, Diop also had a career-high four rebounds and two assists.

Now the Buffs turn their attention to an upcoming three-game road trip that will see CU play the Washington schools and Utah.

"We just went on a three-game road trip and came back 0-for-3," Boyle said. "Now we have another opportunity with a three-game road trip. It's not going to be easy and we just have to show what we can do."

GAME 20
COLORADO 98, WASHINGTON 81
Jan. 24, 2024, Seattle, Wash. (Alaska Airlines Arena)

VISITORS: Colorado 15-5, 6-3 Pac-12

##	Player		fg-a	3fg-a	ft-a	of	de	tot	pf	tp	a	to	s	bk	min
10	Cody Williams	f	7-10	2-3	3-3	1	2	3	1	19	4	1	1	0	32
23	Tristan da Silva	f	4-9	0-2	2-2	1	2	3	4	10	1	1	1	1	27
44	Eddie Lampkin Jr	c	7-13	0-0	0-0	4	6	10	2	14	2	4	0	0	28
1	J'Vonne Hadley	g	8-10	1-1	7-8	2	1	3	0	24	1	1	2	1	34
2	KJ Simpson	g	3-10	0-2	10-11	1	7	8	2	16	8	5	3	1	39
0	Luke O'Brien		3-6	2-3	0-0	0	4	4	3	8	0	0	0	1	26
3	Julian Hammond III		0-1	0-1	2-2	0	2	2	2	2	0	1	0	0	9
35	Assane Diop		0-0	0-0	0-0	0	2	2	2	0	1	0	1	0	5
12	Bangot Dak		1-1	1-1	2-2	0	0	0	0	5	0	0	0	0	2
	TEAM					2	1	3							
	Totals.....		**33-60**	**6-13**	**26-28**	**11**	**27**	**38**	**16**	**98**	**17**	**13**	**8**	**4**	**200**

TOTAL FG%	1st Half: 16-28 57.1%	2nd Half: 17-32 53.1%	Game: 55.0%	DEADBALL
3-Pt. FG%	1st Half: 3-7 42.9%	2nd Half: 3-6 50.0%	Game: 46.2%	REBOUNDS
F Throw %	1st Half: 15-15 100%	2nd Half: 11-13 84.6%	Game: 92.9%	2,0

HOME: Washington 11-9, 3-6 Pac-12

##	Player		fg-a	3fg-a	ft-a	of	de	tot	pf	tp	a	to	s	bk	min
1	Keion Brooks Jr	f	9-14	1-3	3-4	0	5	5	3	22	1	2	0	0	34
13	Moses Wood	f	5-7	3-4	0-0	0	6	6	3	13	0	2	0	0	32
32	Wilhelm Breidenbach	f	3-4	0-1	0-2	0	0	0	3	6	1	1	0	0	15
5	Sahvir Wheeler	g	3-11	0-3	0-0	0	1	1	0	6	2	2	2	0	32
9	Paul Mulcahy	g	4-6	0-1	3-3	0	0	0	4	11	1	1	3	0	24
0	Koren Johnson		4-9	0-3	1-2	0	0	0	2	9	7	2	1	1	24
34	Braxton Meah		4-6	0-0	3-7	3	3	6	3	11	1	0	0	1	18
23	Anthony Holland		1-4	1-4	0-0	1	0	1	3	3	0	0	2	0	21
	TEAM					2	1	3							
	Totals.....		**33-61**	**5-19**	**10-18**	**6**	**16**	**22**	**21**	**81**	**13**	**10**	**8**	**2**	**200**

TOTAL FG%	1st Half: 17-32 53.1%	2nd Half: 16-29 55.2%	Game: 54.1%	DEADBALL
3-Pt. FG%	1st Half: 1-8 12.5%	2nd Half: 4-11 36.4%	Game: 26.3%	REBOUNDS
F Throw %	1st Half: 6-11 54.5%	2nd Half: 4-7 57.1%	Game: 55.6%	3,0

Officials: Doug Shows, Eric Curry, Michael Irving

Score by Periods	1st	2nd	Total
Colorado	50	48	98
Washington	41	40	81

SEATTLE — Colorado's **J'Vonne Hadley** led five Buffaloes in double figures with 24 points Wednesday and **Eddie Lampkin Jr**. tallied his sixth double-double of the season as CU collected a 98-81 win over Washington at Alaska Airlines Arena.

Tad Boyle's Buffs won their fourth in a row and collected their first true road win of the season to improve to 15-5 overall and 6-3 in Pac-12 play. Washington fell to 11-9, 3-6.

Hadley shot 8-for-10 from the floor and 7-for-8 from the free throw line to give him his best point total as a Buff. Lampkin scored 14 points and grabbed 10 rebounds and **KJ Simpson** had a terrific all-around night, finishing with 16 points, eight rebounds and eight assists. **Cody Williams** added 19 points on 7-for-10 shooting and **Tristan da Silva** chipped in 10 points.

Keion Brooks led Washington with 22.

The Buffs took control in the first half to lead by nine at intermission, then extended their lead to as much as 21 after the break and Washington never really threatened down the stretch.

Both teams shot well from the field, with the Buffs hitting 55 percent of their attempts (33-for-60) while Washington shot 54 percent (33-for-61). But the big difference came at the free throw line, where CU hit 26 of its 28 attempts while the Huskies were just 10-for-18 from the stripe.

Colorado also held a dominant 38-22 edge on the boards, including 11 offensive rebounds that the Buffs converted into 15 second-chance points.

"I thought our guys really came together tonight," Boyle said. "I told them for the last two days that now is the time to go get a road win — and they went out and did it. They played with great toughness, overcame some adversity early and were really dialed in."

HOW IT HAPPENED: The Buffs took a nine-point lead into the break, 50-41, and quickly built their edge into double digits early in the second half.

Da Silva opened the half with a short jumper for the Buffs, then added a three-point play on CU's next trip down the floor to give Colorado a 55-41 lead less than two minutes into the half. Washington then managed to narrow the deficit back to 10 before the Buffs took firm control for good with a 10-0 run.

Luke O'Brien started the surge with a bucket inside before Hadley scored four in a row to give CU a 67-51 edge.

Hadley missed the final few minutes of the first half after taking a vicious shot to the face. CU personnel evaluated him closely at halftime. But Hadley said he was fine and returned in the second half to play a key role in the victory.

Washington called a timeout after CU's quick 6-0 burst but the Buffs kept the pressure on after the break. **Julian Hammond III** hit two free throws with 11:08 to play and Lampkin followed with a bucket a minute later to give Colorado a 71-51 lead at midpoint of the half.

Washington then answered with a quick 6-0 run but Lampkin stopped the run with a tip-in and Colorado then maintained a comfortable lead down the stretch to collect the win.

After a slow start, neither team managed to string together defensive stops in the first half. Colorado took a four-point lead with 11:36 to play on a da Silva bucket and free throw after a behind-the-back pass from Lampkin but UW came back to momentarily take a 19-18 edge.

But the Buffs rallied to regain a 21-19 lead on three free throws from Simpson, then pushed their edge to five, 27-22, on a Williams 3-pointer.

The Huskies never led again.

The Buffs finally extended their cushion to seven on a Williams drive to the hoop with 4:13 to play, then took a nine-point lead on another Williams basket, fueled by an **Assane Diop** steal and assist.

UW then cut the margin back to six on a Moses Wood 3-pointer. CU, though, took its lead back to nine after a 3-pointer from **Bangot Dak** at the buzzer off a drive-and-dish from Williams, sending the Buffs into the break with a 50-41 edge.

GAME 21
WASHINGTON STATE 78, COLORADO 69
Jan. 27, 2024, Pullman, Wash. (Beasley Coliseum)

VISITORS: Colorado 15-6, 6-4 Pac-12

##	Player		fg-a	3fg-a	ft-a	of	de	tot	pf	tp	a	to	s	bk	min
10	Cody Williams	f	0-4	0-0	6-7	2	4	6	3	6	0	1	1	0	27
23	Tristan da Silva	f	6-15	2-5	2-2	2	5	7	3	16	3	1	0	1	36
44	Eddie Lampkin Jr	c	4-6	0-0	2-5	2	2	4	2	10	1	4	0	0	29
1	J'Vonne Hadley	g	1-6	0-1	0-0	2	5	7	1	2	0	0	1	0	35
2	KJ Simpson	g	7-11	3-5	8-8	1	7	8	3	25	2	3	1	0	39
0	Luke O'Brien		0-4	0-1	0-0	0	1	1	3	0	0	0	0	0	13
3	Julian Hammond III		4-10	2-4	0-0	0	0	0	2	10	0	0	0	0	18
35	Assane Diop		0-1	0-1	0-0	0	0	0	0	0	0	0	0	0	3
	TEAM					1	1	2							
	Totals.....		**22-57**	**7-17**	**18-22**	**10**	**25**	**35**	**17**	**69**	**6**	**9**	**3**	**1**	**200**

TOTAL FG%	1st Half: 10-30 33.3%	2nd Half: 12-27 44.4%	Game: 38.6%	DEADBALL
3-Pt. FG%	1st Half: 2-7 28.6%	2nd Half: 5-10 50.0%	Game: 41.2%	REBOUNDS
F Throw %	1st Half: 8-10 80.0%	2nd Half: 10-12 83.3%	Game: 81.8%	1,0

HOME: Washington State 15-6, 6-4 Pac-12

##	Player		fg-a	3fg-a	ft-a	of	de	tot	pf	tp	a	to	s	bk	min
0	Jaylen Wells	f	6-16	2-6	3-5	4	6	10	4	17	0	1	0	1	37
13	Isaac Jones	f	5-10	0-1	3-3	3	8	11	3	13	0	0	0	1	34
23	Andrej Jakimovski	f	3-11	3-9	2-3	0	9	9	0	11	4	2	1	0	37
45	Oscar Cluff	f	2-4	0-0	1-2	0	1	1	4	5	1	1	1	1	18
2	Myles Rice	g	7-13	0-2	3-4	0	0	0	4	17	2	1	1	0	27
31	Kymany Houinsou		1-2	0-0	4-4	0	1	1	0	6	1	0	0	0	19
12	Isaiah Watts		1-3	1-2	0-0	0	1	1	1	3	0	0	1	0	11
20	Rueben Chinyelu		3-3	0-0	0-0	2	2	4	2	6	0	1	1	3	13
3	Jabe Mullins		0-0	0-0	0-0	0	0	0	0	0	0	0	0	0	3
	TEAM					3		3							
	Totals.....		**28-62**	**6-20**	**16-21**	**12**	**28**	**40**	**19**	**78**	**8**	**6**	**5**	**6**	**200**

TOTAL FG%	1st Half: 12-28 42.9%	2nd Half: 16-34 47.1%	Game: 45.2%	DEADBALL
3-Pt. FG%	1st Half: 5-11 45.5%	2nd Half: 1-9 11.1%	Game: 30.0%	REBOUNDS
F Throw %	1st Half: 7-10 70.0%	2nd Half: 9-11 81.8%	Game: 76.2%	2,0

Officials: Verne Harris, Doug Sturdivan, James Schipper

Score by Periods	1st	2nd	Total
Colorado	30	39	69
Washington State	36	42	78

PULLMAN, Wash. — Colorado narrowed a 13-point deficit to three in the final minutes Saturday but the Buffaloes couldn't completely close the gap and CU dropped a 78-69 decision to Washington State at Beasley Coliseum.

Tad Boyle's Buffs saw their four-game win streak come to an end and fell to 15-6 overall, 6-4 in Pac-12 play. WSU improved to 15-6, 6-4.

KJ Simpson led Colorado with 25 points and eight rebounds, **Tristan da Silva** scored 16 and **Eddie Lampkin Jr.** chipped in 10. CU freshman **Cody Williams** had a rare off day, finishing with just six points, all from the free throw line.

Jaylen Wells and Myles Rice each scored 17 for the Cougars.

The Buffs trailed by eight less than eight minutes in. They briefly managed to tie the game at 22-22 with five minutes left in the first half but the Cougars pushed their lead back to six at intermission, 36-30.

Colorado then gave up an 11-2 run midway through the second half that allowed WSU to build its big lead of the game, 59-46. CU did slowly chip away at the lead, using a 7-0 run to close the gap to three several times in the final minutes, but that was as close as the Buffs could come.

Colorado shot just 22-for-57 (38.6 percent) while WSU was 28-for-62 (45 percent). The big difference came in turnovers and second-chance points. WSU outscored the Buffs 13-5 in points off miscues and the Cougars also had a commanding 16-4 edge in second-chance points.

"It was a physical game and we knew that coming in," Boyle said. "I love our fight. I love our competitiveness. This team's got a lot of grit to it but (WSU's) physicality bothered some of our guys and we weren't good enough to overcome it tonight."

HOW IT HAPPENED: Colorado trailed by six at the break, 36-30, and the Cougars extended their lead to 13 midway through the second half. The Buffs committed three turnovers in a two-minute span that fueled an 11-2 run and the Buffs trailed 59-46 with just under nine minutes to play.

"We lost this game in two areas," Boyle said. "If you take the points off turnovers and the second-chance points and you cut them in half, it's a ballgame."

But the Buffaloes did battle back to close the gap to three down the stretch, using a 14-4 run. A Simpson 3-pointer pulled CU to within 63-60 with 3:28 to play and the Buffs twice cut the deficit to three with less than two minutes to go on two Simpson free throws and a Lampkin basket inside.

That, though, was as close as the Buffs could come. Colorado couldn't come up with a critical defensive stop in the final minutes and the Buffs returned to Boulder in the midst of a logjam in the Pac-12 standings.

"Going on the road in this league — in any league — is not easy," Boyle said. "I told our team that good teams come back. Great teams come back and win on the road. We were a good team, we want to be a great team."

The Buffs have one more road game — next Saturday at Utah, their only game next week — before returning home for a pair the following week.

"There's a lot of basketball to be played," Boyle said. "We're halfway through (the Pac-12 season) and we're not satisfied with where we are. We'd love to have this one back but it doesn't work like that."

The Buffs struggled to find any offensive rhythm the entire game. The Cougars used a 9-0 run early — all from 3-pointers — to take a 10-4 lead four minutes in and the Buffs never led again.

WSU then pushed its cushion to eight, 18-10, before the Buffs battled back to tie the game. CU used a 6-1 surge to knot the score at 22-22, getting a Simpson drive and two free throws each from da Silva and Williams.

But the Cougars answered again, pushing their lead back to six at the half, 36-30.

Colorado shot just 10-for-30 in the opening 20 minutes while the Cougars were 12-for-27, including 5-for-11 from 3-point range.

GAME 22
UTAH 73, COLORADO 68
Feb. 3, 2024, Salt Lake City, Utah (Huntsman Center)

VISITORS: Colorado 15-7, 6-5 Pac-12

##	Player		fg-a	3fg-a	ft-a	of	de	tot	pf	tp	a	to	s	bk	min
23	Tristan da Silva	f	3-15	2-5	2-5	3	4	7	5	10	0	2	2	1	37
44	Eddie Lampkin Jr	c	4-8	0-0	3-4	3	7	10	2	11	4	8	1	0	34
1	J'Vonne Hadley	g	5-10	0-1	5-6	0	5	5	1	15	1	2	1	0	36
2	KJ Simpson	g	10-22	3-8	2-2	2	7	9	3	25	3	1	2	0	39
3	Julian Hammond III	g	3-9	1-4	0-0	3	2	5	1	7	4	0	2	0	31
11	Javon Ruffin		0-2	0-2	0-0	0	1	1	3	0	1	1	1	0	12
35	Assane Diop		0-0	0-0	0-0	1	1	2	3	0	0	0	0	0	11
	TEAM					3	1	4							
	Totals.....		**25-66**	**6-20**	**12-17**	**15**	**28**	**43**	**18**	**68**	**13**	**14**	**9**	**1**	**200**

TOTAL FG%	1st Half: 12-33 36.4%	2nd Half: 13-33 39.4%	Game: 37.9%	DEADBALL
3-Pt. FG%	1st Half: 1-8 12.5%	2nd Half: 5-12 41.7%	Game: 30.0%	REBOUNDS
F Throw %	1st Half: 6-7 85.7%	2nd Half: 6-10 60.0%	Game: 70.6%	1,0

HOME: Utah 15-7, 6-5 Pac-12

##	Player		fg-a	3fg-a	ft-a	of	de	tot	pf	tp	a	to	s	bk	min
13	Keba Keita	c	2-5	0-0	0-0	1	2	3	0	4	0	0	0	0	15
35	Branden Carlson	c	2-10	1-4	0-0	0	5	5	3	5	3	3	0	2	30
2	Cole Bajema	g	2-7	2-6	2-4	0	1	1	1	8	1	0	1	0	26
5	Deivon Smith	g	6-11	0-1	5-5	1	10	11	2	17	9	7	2	1	36
55	Gabe Madsen	g	7-12	2-6	5-6	0	2	2	3	21	1	2	3	0	30
34	Lawson Lovering		4-5	0-0	1-3	2	6	8	3	9	0	2	0	0	22
0	Hunter Erickson		1-3	1-3	1-2	0	2	2	0	4	1	0	0	2	22
1	Ben Carlson		2-2	1-1	0-0	0	2	2	2	5	0	0	0	0	11
10	Jake Wahlin		0-1	0-1	0-0	0	0	0	1	0	0	0	0	0	7
	TEAM														
	Totals.....		**26-56**	**7-22**	**14-20**	**4**	**30**	**34**	**15**	**73**	**15**	**14**	**6**	**5**	**200**

TOTAL FG%	1st Half: 12-29 41.4%	2nd Half: 14-27 51.9%	Game: 46.4%	DEADBALL
3-Pt. FG%	1st Half: 4-14 28.6%	2nd Half: 3-8 37.5%	Game: 31.8%	REBOUNDS
F Throw %	1st Half: 3-4 75.0%	2nd Half: 11-16 68.8%	Game: 70.0%	4,0

Officials: Kipp Kissinger, Michael Greenstein, De Selle Dean

Score by Periods	1st	2nd	Total
Colorado	31	37	68
Utah	31	42	73

SALT LAKE CITY — A late Colorado rally came up just short Saturday and the shorthanded Buffaloes dropped a 73-68 decision to Utah at the Huntsman Center.

Tad Boyle's Buffs, playing without starter **Cody Williams** and key reserve **Luke O'Brien** (both injured), fell to 15-7 overall and 6-5 in Pac-12 play while the Utes improved to 15-7, 6-5.

The Buffs trailed by as much as 13 in the second half before narrowing the deficit to three in the final minutes. But that was as close as they could come as CU fell to 1-6 on the road this season.

KJ Simpson led the Buffs with 25 points, **J'Vonne Hadley** added 15, **Eddie Lampkin Jr.** had an 11-point, 10-rebound double-double and **Tristan da Silva** scored 10.

Gabe Madsen led Utah with 21.

Colorado, one of the top shooting teams in the nation, shot just 25-for-66 (38 percent), CU's second-worst outing in Pac-12 play. Utah, meanwhile, shot 26-for-56, including a 14-for-27 mark in the decisive second half.

CU did have a 43-34 edge on the boards but the Utes outscored Colorado 21-7 in fast-break points, one of the big differences in the game.

"Disappointing," Boyle said "We didn't have the same defensive intensity for the first 32 minutes that we had down the stretch. We had some good looks offensively but they didn't go in and we had some guys who were frustrated on offense and they let that affect their defense. It was a five-point game because our guys are competitive and they play hard. I love them for that. But we have to play better on both sides."

HOW IT HAPPENED: The two teams were tied 31-31 at intermission, but the Utes slowly pulled away in the opening minutes of the second half when Colorado's offense went cold.

A 6-0 Utah burst pushed Colorado's deficit to 10 at the 12:32 mark before the Utes extended their edge to 13 when a Hunter Erickson 3-pointer left the Buffs trailing 55-42.

Colorado missed nine field goal attempts in a row in the stretch before Julian Hammond III ended the drought with a 3-pointer.

But the Buffs didn't go away quietly after the Utes built their big lead. CU put together a 6-0 run following a timeout, getting a Simpson steal and dunk, a Hammond offensive rebound and basket and another putback from Lampkin.

With 6:27 still to play, Colorado trailed by just seven, 55-48.

The Utes then rebuilt their lead to double digits, 62-50, with four minutes to play before the Buffs staged one more rally by forcing three Utah turnovers. Hadley hit two free throws, Simpson scored inside and da Silva hit a free throw to pull CU to within 62-55 with 2:12 still to play. Simpson then sandwiched a pair of treys around a Utah basket and with 1:02 remaining, Colorado had whittled the gap to 66-63.

That, though, was as close as the Buffs could come in the final seconds as the Utes hit their free throws to hold on for the win.

"We had some good looks and they didn't go in, especially coming out of halftime," Boyle said. "I keep talking to the guys about the fact that you have to figure out a way to win games on nights like that and this team hasn't figured that out yet."

After falling behind early in the opening minutes, CU battled back to take a 16-15 lead nine minutes into the game when Hadley scored four points and da Silva added a bucket in a 6-0 Colorado run.

The two teams then traded the lead five more times over the next 11 minutes. Colorado led by three, 27-24, after Simpson put together a personal 5-0 run before the Utes rallied to regain a 31-29 edge.

Hadley then finished the first half scoring with his basket inside to knot the score at 31-31 at the break.

GAME 23
COLORADO 82, ARIZONA STATE 70
Feb. 8, 2024, Boulder, Colo. (CU Events Center)

VISITORS: Arizona State 11-12, 5-7 Pac-12

##	Player		fg-a	3fg-a	ft-a	of	de	tot	pf	tp	a	to	s	bk	min
8	Alonzo Gaffney	f	2-6	2-5	0-0	0	6	6	4	6	2	2	1	1	25
9	Shawn Phillips Jr	f	5-8	0-0	0-0	0	4	4	2	10	0	1	1	0	18
1	Frankie Collins	g	8-14	0-3	2-4	0	4	4	4	18	2	1	1	0	28
5	Jamiya Neal	g	3-11	2-8	4-4	1	4	5	3	12	4	1	3	0	37
44	Adam Miller	g	5-7	2-3	2-4	1	0	1	3	14	0	2	0	0	27
0	Kamari Lands		1-3	1-1	1-2	0	1	1	2	4	2	1	0	0	19
12	Jose Perez		1-9	0-1	0-0	1	1	2	3	2	2	1	1	1	30
24	Bryant Selebangue		2-2	0-0	0-0	2	2	4	3	4	2	0	1	0	15
2	Braelon Green		0-1	0-1	0-0	0	0	0	0	0	0	0	0	0	1
23	Akil Watson		0-0	0-0	0-0	0	0	0	0	0	0	0	0	0	1
25	Jordan Williams		0-0	0-0	0-0	0	0	0	0	0	0	0	0	0	1
	TEAM					2	2								
	Totals.....		**27-61**	**7-22**	**9-14**	**5**	**24**	**29**	**24**	**70**	**14**	**9**	**8**	**2**	**200**

TOTAL FG%	1st Half: 13-32 40.6%	2nd Half: 14-29 48.3%	Game: 44.3%	DEADBALL
3-Pt. FG%	1st Half: 4-12 33.3%	2nd Half: 3-10 30.0%	Game: 31.8%	REBOUNDS
F Throw %	1st Half: 5-8 62.5%	2nd Half: 4-6 66.7%	Game: 64.3%	3,0

HOME: Colorado 16-7, 7-5 Pac-12

##	Player		fg-a	3fg-a	ft-a	of	de	tot	pf	tp	a	to	s	bk	min
10	Cody Williams	f	4-9	1-4	2-2	0	3	3	3	11	3	1	1	1	33
23	Tristan da Silva	f	4-9	2-4	5-5	1	3	4	3	15	0	2	1	0	34
44	Eddie Lampkin Jr	c	3-4	0-0	2-4	1	4	5	2	8	1	3	3	0	29
1	J'Vonne Hadley	g	5-8	2-2	7-7	1	10	11	1	19	1	2	2	0	36
2	KJ Simpson	g	5-14	2-7	5-6	0	6	6	2	17	8	4	0	0	35
3	Julian Hammond III		3-6	1-3	2-2	0	1	1	1	9	0	0	0	0	21
35	Assane Diop		0-1	0-0	0-0	1	0	1	1	0	0	0	0	0	6
11	Javon Ruffin		0-0	0-0	3-3	0	0	0	0	3	0	0	0	0	2
12	Bangot Dak		0-0	0-0	0-0	0	1	1	0	0	0	1	0	0	2
	TEAM					2	3	5							
	Totals.....		**24-51**	**8-20**	**26-29**	**6**	**31**	**37**	**13**	**82**	**13**	**13**	**7**	**1**	**200**

TOTAL FG%	1st Half: 13-25 52.0%	2nd Half: 11-26 42.3%	Game: 47.1%	DEADBALL
3-Pt. FG%	1st Half: 3-9 33.3%	2nd Half: 5-11 45.5%	Game: 40.0%	REBOUNDS
F Throw %	1st Half: 15-16 93.8%	2nd Half: 11-13 84.6%	Game: 89.7%	0,0

Officials: Michael Reed, Earl Walton, Kelly Pfeifer

Score by Periods	1st	2nd	Total
Arizona State	35	35	70
Colorado	44	38	82

BOULDER — Colorado's **J'Vonne Hadley** recorded his first career double-double and the Buffaloes held off Arizona State down the stretch Thursday to collect an 82-70 win at the CU Events Center, giving the Buffs a program-record 13-0 home mark.

Tad Boyle's Buffs improved to 16-7 overall and 7-5 in Pac-12 play. The Sun Devils lost their fifth in a row to fall to 11-12, 5-7.

Hadley finished with 19 points and 11 rebounds, including a huge 3-pointer in the final minutes. **KJ Simpson** had 17 points and eight assists, **Tristan da Silva** scored 15 and **Cody Williams** tallied 11.

Frankie Collins led ASU with 18.

The Buffs led by as much as 18 in the first half, by nine at intermission and by 16 early in the second half. But the Sun Devils refused to go away and cut Colorado's edge to just five, 73-68, with 2:13 to play.

But Hadley, who had a three-point play a minute earlier, drained a long 3-pointer just before the shot clock buzzer to put the Buffs back up by eight, 76-68, with 1:35 to play.

Colorado then hit six free throws in the final 1:28 to salt away the win.

The Buffs shot 24-for-51 (47.1 percent) while ASU was 27-for-61 (44.3 percent) from the floor. Colorado also held a 37-29 edge on the boards.

But the big difference came at the free throw line. CU hit 26 of its 29 attempts from the stripe while ASU shot 9-for-14.

"Winning a game in February is like finding gold," Boyle said. "ASU has a competitive coach and competitive players. I thought we could have blown it open in the second half when we got up 16, but they came back. Competitive teams are going to do that. But our guys did what they had to do."

HOW IT HAPPENED: The Buffs led by as much as 18 in the first half before the Sun Devils cut the deficit in half by intermission, 44-35.

CU then quickly pushed its lead to 16 in the opening minutes of the second half on a 3-pointer from Williams and a four-point play from da Silva. Colorado appeared to be on the verge of blowing the game open.

Instead, the Sun Devils slowly whittled away at the lead. ASU used an 8-0 run midway through the half to cut Colorado's lead to nine, 57-48, then pulled to within seven, 63-56, with seven minutes to play.

"We never quite put them away," Boyle said. "They kept coming back. That's what good teams do."

But the Buffaloes managed to keep the Sun Devils at bay down the stretch. Hadley had a big basket and free throw to give CU a 10-point lead with 2:38 to play before ASU narrowed Colorado's cushion to just five, 73-68, with just more than two minutes remaining.

Hadley then stepped up with his biggest shot of the night. As the shot clock wound down, he drained a 3-pointer from the left wing to give the Buffs an eight-point lead, 76-68, with just 1:35 remaining.

"I've been working on my shot and it's just repetition," Hadley said. "My teammates trust me and I was confident letting it go and it went in."

CU then hit six free throws down the stretch to cement the win and notch the program-record 13-0 home mark.

"Our guys did a good job tonight," Boyle said. "We didn't play our best offensively and we had a few breakdowns defensively, but we did what we had to do and put away a really competitive Arizona State team."

Colorado threatened to turn the game into a blowout early, jumping out to an 18-1 lead. Simpson had six points in the early surge and **Eddie Lampkin Jr.** and Hadley each added four and Colorado had a 17-point cushion less than six minutes in.

The Sun Devils, meanwhile, missed their first seven shots from the floor before finally getting a Collins bucket at the 14:25 mark.

CU kept the pressure on. A Lampkin free throw with 8:57 to play in the half gave Colorado an 18-point edge, 31-13, and the Buffs looked firmly in control.

But the Sun Devils' offense suddenly woke up. Alonzo Gaffney hit two of three ASU 3-pointers in an 11-0 run that was aided by four straight empty CU possessions, including a pair of turnovers. That cut CU's lead to seven, 31-24.

CU momentarily stopped the slide with two free throws each from Simpson and da Silva, plus a Williams dunk — only to see ASU answer with a 7-0 surge. That added up to a 20-6 Arizona State run over a six-minute span and with 2:48 to play in the half, Colorado's lead had been shaved to four, 37-33.

But the Buffs finally righted themselves over the final minutes of the half, getting a basket and two free throws from da Silva and a Hadley basket to send Colorado into the break with a nine-point edge, 44-35.

GAME 24
#8/8 ARIZONA 99, COLORADO 79
Feb. 10, 2024, Boulder, Colo. (CU Events Center)

VISITORS: Arizona 19-5, 10-3 Pac-12

##	Player		fg-a	3fg-a	ft-a	of	de	tot	pf	tp	a	to	s	bk	min
16	Keshad Johnson	f	2-4	1-1	0-0	2	5	7	4	5	2	0	0	0	19
11	Oumar Ballo	c	5-9	0-0	6-8	6	7	13	3	16	1	2	0	1	27
2	Caleb Love	g	6-15	4-6	3-3	0	3	3	2	19	3	1	1	1	35
3	Pelle Larsson	g	7-11	2-4	2-3	1	3	4	4	18	2	1	3	0	31
4	Kylan Boswell	g	6-12	3-8	0-0	0	2	2	2	15	4	2	2	0	35
14	Motiejus Krivas		3-3	0-0	2-2	0	0	0	0	8	0	1	0	1	9
0	Jaden Bradley		6-9	0-2	2-2	0	0	0	3	14	1	0	3	0	27
5	KJ Lewis		0-3	0-0	0-0	0	0	0	5	0	0	1	0	0	8
1	Filip Borovicanin		0-0	0-0	0-0	0	0	0	0	0	1	0	0	0	3
55	Conrad Martinez		1-2	0-1	2-3	0	0	0	0	4	0	0	1	0	5
15	Grant Weitman		0-0	0-0	0-0	0	0	0	0	0	0	0	0	0	1
23	Paulius Murauskas		0-0	0-0	0-0	0	0	0	0	0	0	0	0	0	1
33	Will Menaugh		0-0	0-0	0-0	0	0	0	0	0	0	0	0	0	1
	TEAM					3	1	4				1			
	Totals.....		**36-68**	**10-22**	**17-21**	**12**	**21**	**33**	**23**	**99**	**14**	**9**	**10**	**3**	**200**

TOTAL FG%	1st Half: 16-31 51.6%	2nd Half: 20-37 54.1%	Game: 52.9%	DEADBALL
3-Pt. FG%	1st Half: 5-9 55.6%	2nd Half: 5-13 38.5%	Game: 45.5%	REBOUNDS
F Throw %	1st Half: 10-12 83.3%	2nd Half: 7-9 77.8%	Game: 81.0%	2,0

HOME: Colorado 16-8, 7-6 Pac-12

##	Player		fg-a	3fg-a	ft-a	of	de	tot	pf	tp	a	to	s	bk	min
10	Cody Williams	f	3-7	0-1	2-4	0	1	1	4	8	0	5	0	3	33
23	Tristan da Silva	f	8-13	1-2	3-3	1	2	3	2	20	0	0	1	1	38
44	Eddie Lampkin Jr	c	2-3	0-0	0-0	0	3	3	2	4	1	1	1	0	21
1	J'Vonne Hadley	g	2-5	1-3	8-8	2	4	6	4	13	0	2	0	1	38
2	KJ Simpson	g	7-16	0-4	6-6	0	4	4	3	20	9	1	2	0	38
0	Luke O'Brien		2-4	1-2	0-0	2	2	4	1	5	2	3	1	1	14
3	Julian Hammond III		2-5	2-4	3-5	1	4	5	0	9	0	4	1	0	18
35	Assane Diop		0-1	0-1	0-0	0	1	1	1	0	0	0	0	0	2
	TEAM					3	1	4							
	Totals.....		**26-54**	**5-17**	**22-26**	**9**	**22**	**31**	**17**	**79**	**12**	**16**	**6**	**6**	**200**

TOTAL FG%	1st Half: 15-31 48.4%	2nd Half: 11-23 47.8%	Game: 48.1%	DEADBALL
3-Pt. FG%	1st Half: 4-11 36.4%	2nd Half: 1-6 16.7%	Game: 29.4%	REBOUNDS
F Throw %	1st Half: 6-9 66.7%	2nd Half: 16-17 94.1%	Game: 84.6%	2,0

Officials: Michael Irving, Randy Richardson, Ryan Holmes

Score by Periods	1st	2nd	Total
Arizona	47	52	99
Colorado	40	39	79

BOULDER — Arizona's offense proved to be too much for Colorado on Saturday as the Buffaloes saw their 13-game home win streak come to an end with a 99-79 loss to the No. 8 Wildcats at the CU Events Center.

Tad Boyle's Buffs fell to 16-8 overall and 7-6 in Pac-12 play while the Wildcats improved to 19-5, 10-3.

KJ Simpson and **Tristan da Silva** each scored 20 for Colorado and **J'Vonne Hadley** added 13.

Caleb Love led five Wildcats in double figures with 19 points.

After trailing by 12 midway through the first half, the Buffs cut the deficit to seven at intermission, 47-40. But the Wildcats hit two quick 3-pointers to open the second half and Colorado never came within single digits again the rest of the night.

Colorado didn't have a bad night on the offensive end, shooting 26-for-54 (48%), but the Buffs hit just five of their 17 3-point tries. Arizona shot 36-for-68 (53%), including 10-for-22 from long range.

But the big difference came in points off turnovers and second-chance buckets. Arizona turned 16 Colorado turnovers into 23 points and also scored 23 points off 12 offensive rebounds. CU had 12 points off turnovers and 15 second-chance points.

"Sometimes you have to tip your cap to your opponent," Boyle said. "They were really good. They played well, they shot well, they made plays offensively and they were solid defensively … But our guys battled, they competed, they fought. I have no issues with our team in terms of our effort, in terms of our grit, in terms of our toughness. It's just we didn't play well enough tonight to beat a really, really good Arizona team."

The Buffs now have four road games and three at home remaining in the regular season, beginning with next week's trip to UCLA and USC.

"We have to regroup and we will," Boyle said. "I'm not giving up on this team in any way, shape or form. We got a lot of basketball ahead of us. We can still get hot down the stretch … It's time to regroup and cinch up our bootstraps."

HOW IT HAPPENED: Colorado trailed by just seven, 47-40, at intermission. But the Wildcats opened the second half with a pair of quick 3-pointers and the Buffs never managed to cut the deficit to single digits again.

Colorado did manage to shave Arizona's cushion to 10 when a da Silva three-point play pulled the Buffs to within 55-45 three minutes in. But the Wildcats answered with a 10-0 run to take a 65-45 lead with 15 minutes still to play and CU never came closer than 14 again the rest of the night.

The Buffs committed 10 of their 16 turnovers in the second half and the Wildcats had seven offensive boards after the break, including one that led to a 3-pointer to cap the decisive 10-0 run.

Arizona's win ended Colorado's five-game win streak at home against the Wildcats, who hadn't won in Boulder since 2015.

"We had two areas on the board before we took the floor," Boyle said. "One was we had to take care of the ball. They had 23 points off our turnovers. The second thing we had to do is limit them to one shot. They had 12 offensive rebounds for 23 points. That was the difference in the game."

The Buffs started the night well, scoring on four of their first five possessions to take a quick 8-2 lead.

But the Wildcats responded with a 9-0 run, part of a 16-2 surge that gave UA an 18-10 lead less than seven minutes in. Colorado had five straight empty possessions in the stretch while the Wildcats scored on seven straight.

Colorado answered with a 7-0 run to briefly cut Arizona's lead to one, 18-17, only to see the Wildcats slowly rebuild their lead to double digits.

The Buffs hit another rough stretch offensively, coming up empty on six of seven trips down the floor, while Arizona hit a pair of 3-pointers, including a Love trey that gave UA a 40-28 lead.

Colorado's strength on both ends was also hurt when **Eddie Lampkin Jr.** was whistled for his second foul of the half with 10 minutes still to play.

But the Buffs still whittled away at the lead. Da Silva and **Julian Hammond III** hit 3-pointers and Simpson and **Luke O'Brien** delivered back-to-back baskets in the final minute to pull Colorado to within 47-40 at intermission.

GAME 25
UCLA 64, COLORADO 60
Feb. 15, 2024, Los Angeles, Calif. (Pauley Pavilion)

VISITORS: Colorado 16-9, 7-7 Pac-12

##	Player		fg-a	3fg-a	ft-a	of	de	tot	pf	tp	a	to	s	bk	min
10	Cody Williams	f	8-9	2-3	0-0	0	2	2	4	18	0	4	0	0	31
23	Tristan da Silva	f	6-11	3-6	1-2	0	5	5	2	16	0	2	0	1	32
44	Eddie Lampkin Jr	c	5-7	0-0	2-2	3	3	6	2	12	3	2	0	0	35
1	J'Vonne Hadley	g	3-8	0-0	2-4	0	3	3	2	8	3	1	0	0	36
2	KJ Simpson	g	1-7	1-3	1-2	1	6	7	3	4	5	3	1	1	38
0	Luke O'Brien		0-1	0-1	0-0	1	1	2	2	0	2	0	0	0	12
3	Julian Hammond III		1-3	0-2	0-0	0	2	2	0	2	1	2	1	0	15
	TEAM					1	1	2							
	Totals.....		**24-46**	**6-15**	**6-10**	**6**	**23**	**29**	**15**	**60**	**14**	**14**	**2**	**2**	**200**

TOTAL FG%	1st Half: 12-21 57.1%	2nd Half: 12-25 48.0%	Game: 52.2% DEADBALL
3-Pt. FG%	1st Half: 3-5 60.0%	2nd Half: 3-10 30.0%	Game: 40.0% REBOUNDS
F Throw %	1st Half: 2-4 50.0%	2nd Half: 4-6 66.7%	Game: 60.0% 1,0

HOME: UCLA 14-11, 9-5 Pac-12

##	Player		fg-a	3fg-a	ft-a	of	de	tot	pf	tp	a	to	s	bk	min
3	Adem Bona	f	5-9	0-0	4-5	2	5	7	4	14	1	1	2	1	31
2	Dylan Andrews	g	5-11	2-3	1-2	0	4	4	1	13	2	3	0	0	36
5	Brandon Williams	g	1-4	1-3	1-2	2	1	3	1	4	0	0	0	0	28
10	Lazar Stefanovic	g	2-5	1-2	1-2	0	1	1	1	6	1	0	0	0	34
12	Sebastian Mack	g	7-11	0-1	5-7	1	3	4	3	19	1	1	2	0	30
4	Will McClendon		1-7	0-3	0-0	2	1	3	1	2	3	0	0	0	20
14	Kenneth Nwuba		0-0	0-0	0-0	0	0	0	0	0	0	0	0	0	2
9	Berke Buyuktuncel		2-5	0-0	0-0	2	2	4	0	4	0	0	0	0	14
15	Aday Mara		1-2	0-0	0-0	0	0	0	1	2	0	0	0	2	5
	TEAM					1	2	3							
	Totals.....		**24-54**	**4-12**	**12-18**	**10**	**19**	**29**	**12**	**64**	**8**	**5**	**4**	**3**	**200**

TOTAL FG%	1st Half: 15-33 45.5%	2nd Half: 9-21 42.9%	Game: 44.4% DEADBALL
3-Pt. FG%	1st Half: 3-7 42.9%	2nd Half: 1-5 20.0%	Game: 33.3% REBOUNDS
F Throw %	1st Half: 5-6 83.3%	2nd Half: 7-12 58.3%	Game: 66.7% 3,0

Officials: Roger Ayers, D.J. Carstensen, Paul Szelc

Score by Periods	1st	2nd	Total
Colorado	29	31	60
UCLA	38	26	64

LOS ANGELES — Colorado fought back from a 14-point deficit to tie the game in the final minutes Thursday, but the Buffaloes could never take the lead and dropped a 64-60 decision to UCLA at Pauley Pavilion.

Tad Boyle's Buffs fell to 16-9 overall and 7-7 in Pac-12 play while the Bruins won their sixth in a row to improve to 14-11, 9-5.

Colorado trailed by nine at intermission and by 14 just minutes into the second half.

But the Buffs slowly chipped away at the lead, finally tying the game at 51-51 with 6:50 to play and again at 54-54 with less than five minutes to play.

That, though, was as close as Colorado could come. CU did have a chance to tie the game again in the final seconds but a drive to the rim came up empty and the Buffs lost to the Bruins for the sixth straight time.

Cody Williams led the Buffs with 18 points on 8-for-9 shooting. **Tristan da Silva** added 16 points and **Eddie Lampkin Jr.** chipped in 12. **KJ Simpson** finished with a season-low four points — just his second game this year in single digits — but he also led the Buffs with seven rebounds and five assists.

Sebastian Mack led UCLA with 19.

Colorado shot 52 percent from the floor (24-for-46) while holding the Bruins to 44 percent shooting (24-for-54). The Buffs also fought the Bruins to a 29-29 tie on the boards.

But the difference came in the turnover department. CU committed 14 miscues that the Bruins converted into 19 points, including nine in the first half that resulted in 15 UCLA points.

"Our guys fought their tails off," Boyle said. "They battled, they competed. There's nothing to hang our heads about after a game like this and that's all I can ask of our team. I don't say this very often after losses but I'm proud of the way this team competed, fought back and got back in the game. The one thing we have to do is take better care of the basketball."

HOW IT HAPPENED: The Buffs trailed by nine at the half, 38-29, and the Bruins quickly bumped their cushion to 14 with a quick 5-0 run to start the second half.

But Colorado didn't quit. The Buffs slowly chipped away at the lead, putting together a 9-1 run to pull within 46-41 with 12 minutes to play. **J'Vonne Hadley** had five points in the surge and Williams and Lampkin each added buckets.

The Bruins then pushed their lead back to seven before Colorado crafted a 10-3 run to tie the game at 51-51 with 6:50 to play. Williams had five points in the burst, including a 3-pointer, and a da Silva dunk off a nice feed from Simpson tied the game.

Colorado shot just 10 free throws in the game — tying a season low — and made six. The Bruins hit 12 of their 18 opportunities from the line.

The Buffs then tied the game again at 54-54 on a da Silva 3-pointer and were still within two, 58-56, when Lampkin hit a pair of free throws with 3:19 remaining.

But the Bruins responded with five in a row before CU got a Lampkin bucket inside, then a defensive stop. That gave Colorado possession with 1:16 to play and a five point deficit, 63-58.

Williams then banked his eighth basket of the night off the glass to cut UCLA's lead to 63-60 and the Buffs recorded another defensive stop on the opposite end to take possession.

CU then called timeout with 17 seconds remaining.

But the Buffs couldn't get a clean shot out of the break. A late da Silva drive at the bucket came up short and a scramble for the ball after the shot resulted in a held ball, giving UCLA possession with just 3 seconds remaining.

The Bruins then hit a free throw with 2 seconds left to clinch the win.

Colorado jumped out to an early 8-5 lead on a pair of baskets from da Silva.

But the Bruins answered with a 7-0 run, thanks to a pair of CU turnovers, and the Buffs never led again.

Turnovers continued to plague the Buffs the rest of the period, and they finished the half with nine, leading to 15 UCLA points.

Colorado did manage to close UCLA's cushion to two when a Williams bucket pulled CU to within 18-16, only to see the Bruins deliver another 7-0 run two minutes later to stretch their edge to 30-20.

The Buffs then cut the gap to five on a da Silva 3-pointer with 4:04 left in the half, but UCLA responded again and took a 38-29 edge into the break.

GAME 26
COLORADO 92, USC 89 2OT
Feb. 17, 2024, Los Angeles, Calif. (Galen Center)

VISITORS: Colorado 17-9, 8-7 Pac-12

##	Player		fg-a	3fg-a	ft-a	of	de	tot	pf	tp	a	to	s	bk	min
10	Cody Williams	f	5-6	0-1	4-6	0	4	4	4	14	3	7	1	1	41
23	Tristan da Silva	f	6-16	1-6	5-6	1	7	8	1	18	4	2	2	0	46
44	Eddie Lampkin Jr	c	1-4	0-0	1-4	2	0	2	1	3	0	2	0	0	21
1	J'Vonne Hadley	g	5-8	0-0	3-3	2	8	10	1	13	2	5	2	0	47
2	KJ Simpson	g	9-17	6-9	6-8	3	6	9	4	30	5	2	0	0	48
0	Luke O'Brien		3-4	1-2	2-2	1	3	4	2	9	1	1	0	1	30
3	Julian Hammond III		2-4	1-2	0-0	2	2	4	2	5	0	1	0	0	14
35	Assane Diop		0-0	0-0	0-0	0	1	1	0	0	0	0	0	0	3
	TEAM					4	1	5				1			
	Totals.....		**31-59**	**9-20**	**21-29**	**15**	**32**	**47**	**15**	**92**	**15**	**21**	**5**	**2**	**250**

TOTAL FG%	1st Half: 13-26 50.0%	2nd Half: 14-27 51.9%	OT: 4-6 66.7% Game: 52.5% DEADBALL
3-Pt. FG%	1st Half: 2-6 33.3%	2nd Half: 5-12 41.7%	OT: 2-2 100% Game: 45.0% REBOUNDS
F Throw %	1st Half: 5-6 83.3%	2nd Half: 7-13 53.8%	OT: 9-10 90.0% Game: 72.4% 6,0

HOME: USC 10-16, 4-11 Pac-12

##	Player		fg-a	3fg-a	ft-a	of	de	tot	pf	tp	a	to	s	bk	min
10	DJ Rodman	f	2-6	0-1	2-3	1	3	4	3	6	1	0	2	0	37
24	Joshua Morgan	f	4-7	0-0	0-0	2	2	4	5	8	2	2	1	5	22
0	Kobe Johnson	g	6-13	2-5	0-0	0	3	3	1	14	1	1	4	0	46
1	Isaiah Collier	g	9-19	2-5	5-7	0	1	1	3	25	9	1	3	2	42
5	Boogie Ellis	g	10-19	5-9	5-6	1	3	4	2	30	5	2	1	0	47
3	Vincent Iwuchukwu		0-1	0-0	0-0	0	0	0	3	0	1	1	0	1	13
6	Bronny James		1-2	0-0	0-1	0	1	1	0	2	2	1	0	0	14
33	Kijani Wright		1-3	0-0	0-0	2	1	3	1	2	0	0	0	0	20
4	Oziyah Sellers		0-1	0-1	0-0	0	0	0	0	0	1	0	0	0	4
22	Arrinten Page		1-2	0-0	0-0	0	0	0	0	2	0	0	0	0	5
	TEAM					2		2				1			
	Totals.....		**34-73**	**9-21**	**12-17**	**8**	**14**	**22**	**18**	**89**	**22**	**9**	**11**	**8**	**250**

TOTAL FG%	1st Half: 16-31 51.6%	2nd Half: 12-27 44.4%	OT: 6-15 40.0% Game: 46.6% DEADBALL
3-Pt. FG%	1st Half: 7-13 53.8%	2nd Half: 2-6 33.3%	OT: 0-2 0.0% Game: 42.9% REBOUNDS
F Throw %	1st Half: 0-0 0.0%	2nd Half: 8-13 61.5%	OT: 4-4 100% Game: 70.6% 4,1

Officials: Mike Littlewood, Randy Richardson, Jason Garretson

Score by Periods	1st	2nd	OT	OT2	Total
Colorado	33	40	10	9	92
USC	39	34	10	6	89

LOS ANGELES — Colorado erased a 16-point second half deficit to force overtime Saturday and the Buffaloes then fought through a second overtime to collect a 92-89 victory over Southern California at the Galen Center.

Tad Boyle's Buffs improved to 17-9 overall and 8-7 in Pac-12 play while the Trojans slipped to 10-16, 4-11.

KJ Simpson led CU with 30 points — 24 coming in the second half — and nine rebounds as the Buffs collected a much-needed road victory. **J'Vonne Hadley** had a 13-point, 10-rebound double-double, his second of the season, **Tristan da Silva** tallied 18 points and **Cody Williams** chipped in 14.

Boogie Ellis led USC with 30 points.

The Buffs trailed by 16 with 9:52 to play in regulation but never quit, slowly chipping away at the lead. CU used a 9-0 run to narrow the deficit to single digits with just under six minutes to play, then whittled the USC lead to one with just more than a minute to play.

Colorado finally tied the game at 73-73 with 3 seconds remaining in regulation when Simpson dished a pass underneath to **Luke O'Brien**, who delivered a thundering dunk to force overtime.

USC then forced a second overtime with a layup to tie the game at 83-83 at the end of the first extra period but the Buffs outscored the Trojans 9-6 in the second overtime to collect the win. Simpson hit two free throws with 1:09 remaining to give the Buffs the cushion they needed.

The Buffs were once again hampered by turnovers, committing 21. But they made up for the miscues by shooting 52.5% from the floor (31-for-59) while also holding a commanding 47-22 edge on the boards.

USC shot 47% from the floor (34-73), but the Buffs held the Trojans to just 15-for-35 shooting over the last 17 minutes of regulation and 10 minutes of extra play.

"I'm not big on historical wins and stuff like that, but I know this was the grittiest, grittiest win I've experienced at Colorado in a long, long time," Boyle said. "Our guys deserved it for all the things we've been through. All the injuries and just coming up short so many times. Tonight we figured out a way to come out a winner. Sometimes it's not pretty but you find a way to win and our guys did that."

HOW IT HAPPENED: Colorado trailed by just six at intermission, 39-33, after a first half that saw CU turn the ball over nine times, leading to eight USC points.

But the Buffs dug their hole deeper in a hurry in the opening minutes of the second half. CU turned the ball over on each of its first three possessions and less than five minutes in, the Trojans extended their cushion to 14. With 9:52 to play, the deficit reached 16 when an Ellis 3-pointer and a Bronny James layup gave USC a 65-49 lead.

Colorado refused to go away. Simpson pulled Colorado to within 10 with a pair of free throws at the 6:31 mark before the Buffs crafted a quick 9-0 run to shave USC's lead to just two. Da Silva hit a short jumper, Williams added a three-point play and another free throw and Simpson buried a long 3-pointer and CU trailed just 68-66 with 3:42 on the clock.

USC then temporarily bumped the lead back to four before the Buffs got another Simpson 3-pointer to cut the Trojans' lead to one, 70-69, with 1:58 to play.

The Trojans then got two free throws from DJ Rodman before da Silva answered with a bucket underneath to keep CU with one, 72-71, with 1:05 to play.

Both teams then came up empty on ensuing possessions before USC's Isaiah Collier hit one of two free throws with 11 seconds remaining to give the Trojans a 73-71 lead.

Colorado then called timeout and drew up the perfect play. Simpson brought the ball down court, dribbled underneath into a crowd and dished to O'Brien, who slammed home a dunk to tie the game with 3 seconds remaining in regulation, sending the game into overtime.

Colorado then took its first lead since early in the game halfway through the extra period. Simpson delivered a layup to give CU a 78-77 edge, then forced a turnover and handed another assist to O'Brien underneath to give CU an 80-77 lead with 1:58 to play.

USC cut the lead back to one with two free throws but da Silva answered with a 3-pointer with 1:08 to play to give the Buffs an 83-79 lead.

The Trojans answered with two more free throws and the Buffs came up empty on their next possession. That left just enough time for USC's Collier to hit a driving layup with four ticks left on the clock to tie the game at 83-83, sending the game into a second overtime.

The Buffs made sure the second extra period would be the last one. CU jumped out to a quick five-point lead, getting a banked 3-pointer from Simpson and two free throws from O'Brien.

The Trojans fought back to cut the CU lead to one, 90-89, before Simpson hit two free throws with 1:09 to play.

Both teams then came up empty on ensuing possessions before USC grabbed a rebound and called timeout with 11 seconds to go.

CU's defense came through, forcing a wild USC 3-pointer that was nowhere close at the buzzer and the Buffaloes slipped away with the win.

GAME 27
COLORADO 89, UTAH 65
Feb. 24, 2024, Boulder, Colo. (CU Events Center)

VISITORS: Utah 16-11, 7-9 Pac-12

##	Player		fg-a	3fg-a	ft-a	of	de	tot	pf	tp	a	to	s	bk	min
13	Keba Keita	c	2-6	0-0	4-6	3	1	4	3	8	2	0	1	2	17
35	Branden Carlson	c	3-8	0-3	0-0	2	4	6	0	6	1	1	0	2	28
2	Cole Bajema	g	2-6	0-3	0-0	0	2	2	3	4	1	1	0	0	28
5	Deivon Smith	g	6-11	1-2	2-5	2	4	6	3	15	5	2	1	0	32
55	Gabe Madsen	g	7-14	3-9	1-1	0	4	4	1	18	1	3	0	0	36
0	Hunter Erickson		2-5	0-2	0-0	0	0	0	1	4	2	0	0	0	24
34	Lawson Lovering		3-4	0-0	0-1	1	1	2	2	6	90	2	0	0	16
1	Ben Carlson		2-6	0-4	0-0	1	4	5	0	4	0	0	0	0	17
10	Jake Wahlin		0-1	0-0	0-0	0	1	1	2	0	0	1	0	0	3
	TEAM					1	2	3							
	Totals.....		**27-61**	**4-23**	**7-13**	**10**	**23**	**33**	**15**	**65**	**12**	**10**	**2**	**4**	**200**

TOTAL FG%	1st Half: 15-30 50.0%	2nd Half: 12-31 38.7%	Game: 44.3% DEADBALL
3-Pt. FG%	1st Half: 3-15 20.0%	2nd Half: 1-8 12.5%	Game: 17.4% REBOUNDS
F Throw %	1st Half: 1-2 50.0%	2nd Half: 6-11 54.5%	Game: 53.8% 3,0

HOME: Colorado 18-9, 9-7 Pac-12

##	Player		fg-a	3fg-a	ft-a	of	de	tot	pf	tp	a	to	s	bk	min
10	Cody Williams	f	2-4	0-1	0-0	0	1	1	1	4	2	0	0	0	25
23	Tristan da Silva	f	4-14	2-4	2-2	0	3	3	1	12	4	1	1	1	31
44	Eddie Lampkin Jr	c	4-5	0-0	5-6	1	6	7	3	13	3	2	0	0	30
1	J'Vonne Hadley	g	7-10	1-2	5-6	1	8	9	1	20	4	0	0	0	33
2	KJ Simpson	g	10-15	5-8	3-3	0	4	4	3	28	3	1	1	0	35
0	Luke O'Brien		3-4	2-3	0-0	2	2	4	1	8	1	0	1	0	23
35	Assane Diop		2-4	0-1	0-0	1	1	2	2	4	2	0	0	1	8
11	Javon Ruffin		0-2	0-1	0-0	0	0	0	2	0	0	0	0	0	9
12	Bangot Dak		0-0	0-0	0-0	0	0	0	0	0	0	0	0	0	3
24	Joe Hurlburt		0-1	0-1	0-0	0	0	0	1	0	0	0	0	0	2
31	Harrison Carrington		0-0	0-0	0-0	0	0	0	0	0	0	0	0	0	2
	TEAM					2	2								
	Totals.....		**32-59**	**10-21**	**15-17**	**5**	**27**	**32**	**15**	**89**	**19**	**4**	**3**	**2**	**200**

TOTAL FG%	1st Half: 16-31 51.6%	2nd Half: 16-28 57.1%	Game: 54.2% DEADBALL
3-Pt. FG%	1st Half: 4-11 36.4%	2nd Half: 6-10 60.0%	Game: 47.6% REBOUNDS
F Throw %	1st Half: 7-8 87.5%	2nd Half: 8-9 88.9%	Game: 88.2% 1,0

Officials: Earl Walton, Kelly Pfeifer, Layne Barney

Score by Periods	1st	2nd	Total
Utah	34	31	65
Colorado	43	46	89

BOULDER — Colorado's **KJ Simpson** scored 28 points Saturday and the Buffaloes' men's basketball team rolled to an 89-65 win over Utah at the CU Events Center.

Tad Boyle's Buffs improved to 14-1 at home this year while bumping their overall record to 18-9 and their Pac-12 mark to 9-7. The Utes fell to 16-11, 7-9.

Colorado led by nine at the half and the Utes were still within 10 with just under 14 minutes to play. But the Buffs used a 9-0 run to boost their cushion to 19, then quickly pushed the margin into the 20s and Utah never shaved the margin below 20 again.

Simpson led four Buffs in double figures while shooting 10-for-15 from the floor, including a 5-for-8 night from long range. **J'Vonne Hadley** added 20 points and nine rebounds, **Eddie Lampkin Jr.** scored 13 points and grabbed seven rebounds and **Tristan da Silva** chipped in 12 points.

Gabe Madsen led Utah with 18 points, but he scored just two in the second half thanks to stellar defense from Hadley.

Colorado had an outstanding shooting night, connecting on 54 percent of its shots (32-for-59), including a 10-for-21 effort from 3-point range. The Utes shot 44 percent (27-for-61) but hit just four of their 23 attempts from beyond the arc and were just 12-for-31 in the second half.

But perhaps the most important statistics for the Buffs came in the turnover department. Colorado entered the game dead last in the Pac-12 in turnovers, but gave the ball away just four times against the Utes — a season low and tying the fewest ever by CU in a conference game. The Buffs also forced 10 Utah turnovers that led to 10 CU points.

The turnover number produced a big smile on Boyle's face.

"That was fantastic, and 19 assists to go with it," Boyle said. "If you do that, you're going to win a lot of games. We were efficient offensively, we showed great patience, we shared the ball and defensively we cranked it up in the second half. KJ did what he's been doing for us all year and J'Vonne was phenomenal both offensively and defensively."

HOW IT HAPPENED: The Buffs led by as much as 17 in the first half before the Utes cut the lead to nine, 43-34, at the break.

CU then pushed its lead back to 15 less than three minutes into the second half when a Simpson 3-pointer gave Colorado a 53-48 edge at the 17:20 mark.

Utah briefly cut the deficit back to 10 before the Buffs put together a 6-0 run to take control for good. Da Silva hit two free throws, Simpson added a driving layup and **Assane Diop** recorded a block on the defensive end before tipping in a miss on the offensive end to give Colorado a 63-47 lead with 12:06 to play.

The run was enough to convince Utah coach Craig Smith to call a timeout but the stoppage didn't slow the Buffs. Simpson added his fourth 3-pointer out of the break to extend CU's run to 9-0 and Colorado's lead to 66-47, the Buffs' biggest of the game to that point.

The Utes never threatened again as CU continued to build its lead. Lampkin rammed home a dunk and added two free throws and a Simpson three-point play with 8:48 to play gave the Buffs a 24-point lead, 75-51.

Colorado then maintained control down the stretch, pushing its cushion to as much as 31 in the final minutes.

Along with his 28 points, Simpson had just one turnover in 35 minutes on the floor.

Simpson, who leads the Pac-12 with three 30-point games, continues to be a force for the Buffs in nearly every department.

"His maturity level as a player on the floor, off the floor, in the film room is just off the charts," Boyle said. "He's just really coachable."

The Buffs were in control for virtually the entire game. After Utah scored first, Colorado rolled out a 12-0 run to take charge. Simpson had a pair of buckets in the surge, including a 3-pointer, as CU grabbed a 12-3 lead less than five minutes in.

The Buffs then continued to build their cushion. Simpson notched another 3-pointer from the corner to push CU's lead into double digits and the Buffs then put together a 9-0 run. **Luke O'Brien** started the burst with a corner trey, Diop added a basket inside and Hadley and Simpson both added buckets to give Colorado a 17-point edge, 33-16, with 7:06 still to play in the half.

The Buffs kept the lead in double digits over the next several minutes before Utah closed the half with a 9-2 run to cut the Buffs' lead to nine, 43-34, at the break.

Hadley led CU with 17 points and five rebounds in the opening half while Simpson added 14 points. CU's **Cody Williams** left the game with an injury and did not return the rest of the half, but he did start the second half before leaving the game again.

GAME 28
COLORADO 88, CALIFORNIA 78
Feb. 28, 2024, Boulder, Colo. (CU Events Center)

VISITORS: California 13-16, 9-9 Pac-12

##	Player		fg-a	3fg-a	ft-a	of	de	tot	pf	tp	a	to	s	bk	min
00	Fardaws Aimaq	c	5-13	0-3	1-3	2	9	11	3	11	2	5	1	4	31
3	Keonte Kennedy	g	6-10	1-4	0-0	2	3	5	3	13	2	0	0	0	32
15	Jalen Cone	g	1-10	0-6	4-4	0	1	1	4	6	2	0	0	0	36
20	Jaylon Tyson	g	9-19	2-7	5-5	2	3	5	3	25	4	2	1	0	32
32	Jalen Celestine	g	4-10	3-6	0-0	1	2	3	1	11	0	0	5	0	33
31	Gus Larson		0-0	0-0	0-0	0	0	0	3	0	0	0	0	0	4
1	Rodney Brown Jr.		2-4	2-3	0-0	0	0	0	2	6	0	2	0	0	11
13	Devin Curtis		1-1	0-0	0-0	1	0	1	0	2	0	1	2	0	5
14	Grant Newell		1-2	1-2	1-2	0	3	3	1	4	0	2	1	0	15
	TEAM					1	1	2							
	Totals.....		**29-69**	**9-31**	**11-14**	**9**	**22**	**31**	**20**	**78**	**10**	**12**	**10**	**4**	**200**

TOTAL FG%	1st Half: 11-33 33.3%	2nd Half: 18-36 50.0%	Game: 42.0%	DEADBALL
3-Pt. FG%	1st Half: 6-19 31.6%	2nd Half: 3-12 25.0%	Game: 29.0%	REBOUNDS
F Throw %	1st Half: 3-4 75.0%	2nd Half: 8-10 80.0%	Game: 78.6%	2,1

HOME: Colorado 19-9, 10-7 Pac-12

##	Player		fg-a	3fg-a	ft-a	of	de	tot	pf	tp	a	to	s	bk	min
23	Tristan da Silva	f	7-13	1-5	7-7	2	5	7	1	22	6	4	2	1	39
44	Eddie Lampkin Jr	c	6-11	0-0	0-2	1	7	8	3	12	0	0	1	0	31
0	Luke O'Brien	g	2-7	2-3	0-0	1	2	3	1	6	1	0	0	0	29
1	J'Vonne Hadley	g	4-8	0-0	5-7	1	3	4	2	13	3	3	0	0	39
2	KJ Simpson	g	8-15	2-5	9-11	0	7	7	3	27	8	2	4	0	40
35	Assane Diop		0-1	0-0	2-2	2	5	7	2	2	0	1	0	0	12
11	Javon Ruffin		2-3	2-3	0-0	0	2	2	1	6	0	0	1	0	11
	TEAM					2		2				2			
	Totals.....		**29-58**	**7-16**	**23-29**	**9**	**31**	**40**	**13**	**88**	**18**	**12**	**8**	**1**	**200**

TOTAL FG%	1st Half: 16-30 53.3%	2nd Half: 13-28 46.4%	Game: 50.0%	DEADBALL
3-Pt. FG%	1st Half: 4-7 57.2%	2nd Half: 3-9 33.3%	Game: 43.8%	REBOUNDS
F Throw %	1st Half: 9-12 75.0%	2nd Half: 14-17 82.4%	Game: 79.3%	3,1

Officials: Verne Harris, Gregory Nixon, Ray Natili

Score by Periods	1st	2nd	Total
California	31	47	78
Colorado	45	43	88

BOULDER — Colorado put four players in double figures and the Buffaloes' men's basketball team hammered out an 88-78 win over Cal on Wednesday at the CU Events Center.

Tad Boyle's Buffs won their third in a row to improve to 15-1 at home, 19-9 overall and 10-7 in Pac-12 play. The Bears dropped to 13-16, 9-9.

KJ Simpson led the Buffs with 27 points — 18 in the second half — and added seven rebounds and eight assists. **Tristan da Silva** tallied 22 points, seven rebounds and six assists; **J'Vonne Hadley** scored 13 and **Eddie Lampkin Jr.** chipped in 12.

Jaylon Tyson led Cal with 25 points.

The Buffs took the lead less than four minutes into the game and never trailed, but there were still some tense moments. Colorado had a 14-point lead at the half thanks to 18 points from da Silva, only to see the Bears shave that deficit to just five midway through the second half.

But Simpson then took control to help the Buffs push their lead back to double digits and the Bears never threatened down the stretch.

The Buffs shot 50% from the floor (29-for-58) and hit 23 of their 29 free throw attempts. CU held the Bears to 42 percent shooting (29-for-69), including just 9-for-31 from long range.

Colorado also held a 40-31 edge on the boards and the Buffs' strategy of trying to push the pace all night paid off with a 22-8 edge in fast break points.

CU also collected the win without the services of starter **Cody Williams** and key reserve **Julian Hammond III**, both of whom were out with injuries.

"Cal's a heck of a team but I thought our guys locked in as the second half wore on," Boyle said. "I thought the pace of the game was key. We're playing at altitude, we're in good shape and it takes its toll. Tristan was phenomenal in the first half and I can't say enough about KJ in that second half."

HOW IT HAPPENED: The Buffs led by 14 at the half, 45-31, thanks in large part to 18 points from da Silva.

"Tristan was terrific tonight and we need him to be, especially with being short-handed," Boyle said. "The guys that are playing in that rotation are so critical."

But the Bears stormed back in the opening minutes of the second half, hitting 10 of their first 13 field goal attempts to close the gap to five, 58-53, with 12:56 still to play.

Colorado, though, weathered the storm as guard Simpson took charge.

Simpson hit two free throws with 9:04 to play to give CU a 67-59 lead, then stole the Cal inbounds pass and dished to **Javon Ruffin**, who buried a 3-pointer to put the Buffs up by 11.

Cal momentarily cut the deficit back to eight on three free throws before the Buffs answered again with a 9-2 run to take firm control. Simpson had six points in the surge, including a layup with 4:41 to play that gave Colorado an 83-68 lead.

CU played just seven players, with Simpson logging all 40 minutes and da silva and Hadley each playing 39. But the Buffs did get quality minutes from reserves Ruffin and **Assane Diop**, with Ruffin hitting two key 3-pointers in the second half and Diop finishing with a career-best seven rebounds.

After the Buffs pushed their lead to 15, the Bears never came closer than nine again.

The victory kept the Buffs in the hunt for a top-four conference finish and the first-round Pac-12 tourney bye that goes with it.

CU is also still squarely in the hunt for an NCAA Tournament berth, currently hovering in the "bubble" range.

While the Bears kept it relatively close for much of the game, Colorado used an 8-0 run in the opening minutes to erase a 6-2 Cal lead and the Buffs never trailed again.

The Bears managed to stay within striking range for the first 10 minutes by knocking down five 3-pointers, pulling to within 23-19 with 9:29 remaining in the half.

But the Buffs put together a 10-0 run to take control. Da Silva sparked the surge with seven points before a **Luke O'Brien** 3-pointer gave Colorado a 33-19 lead. Colorado then pushed its edge to 15 points minutes later on a Hadley three-point play before increasing the cushion to 16 when two da Silva free throws gave the Buffs a 43-27 lead.

The Bears did cut the lead with a basket in the final minute but the Buffs still took a comfortable 14-point edge, 45-31, into the break.

GAME 29
COLORADO 81, STANFORD 71
March 3, 2024, Boulder, Colo. (CU Events Center)

VISITORS: Stanford 12-17, 7-12 Pac-12

##	Player		fg-a	3fg-a	ft-a	of	de	tot	pf	tp	a	to	s	bk	min
23	Brandon Angel	f	3-6	2-3	2-4	0	1	1	3	10	2	1	0	1	27
42	Maxime Raynaud	f	10-13	2-2	4-4	0	12	12	1	26	2	0	1	3	28
2	Andrej Stojakovic	g	1-7	0-5	2-5	0	3	3	0	4	2	0	0	0	30
3	Kanaan Carlyle	g	4-17	2-11	2-2	1	1	2	1	12	3	2	0	1	33
13	Michael Jones	g	4-7	1-4	4-5	1	0	1	1	13	2	1	0	1	30
10	Max Murrell		1-1	0-0	0-0	2	1	3	1	2	0	1	1	0	19
22	James Keefe		1-2	0-0	0-0	1	1	2	3	2	0	0	0	0	11
15	Benny Gealer		1-4	0-3	0-0	0	1	1	3	2	2	3	2	0	23
	TEAM					1	1	2							
	Totals.....		**25-57**	**7-28**	**14-20**	**6**	**21**	**27**	**13**	**71**	**13**	**8**	**4**	**6**	**200**

TOTAL FG%	1st Half: 14-28 50.0%	2nd Half: 11-29 37.9%	Game: 43.9%	DEADBALL
3-Pt. FG%	1st Half: 4-10 40.0%	2nd Half: 3-18 16.7%	Game: 25.0%	REBOUNDS
F Throw %	1st Half: 5-7 71.4%	2nd Half: 9-13 69.2%	Game: 70.0%	3,0

HOME: Colorado 20-9, 11-7 Pac-12

##	Player		fg-a	3fg-a	ft-a	of	de	tot	pf	tp	a	to	s	bk	min
23	Tristan da Silva	f	11-18	5-10	0-0	2	9	11	3	27	0	1	2	0	38
44	Eddie Lampkin Jr	c	5-7	0-0	1-2	2	4	6	5	11	3	5	0	0	20
0	Luke O'Brien	g	1-3	0-2	1-2	0	2	2	3	3	0	2	1	0	24
1	J'Vonne Hadley	g	7-11	1-3	0-1	2	4	6	0	15	4	1	1	1	39
2	KJ Simpson	g	8-17	5-9	1-2	0	4	4	4	22	7	3	1	0	40
11	Javon Ruffin		0-3	0-1	0-0	0	2	2	0	0	2	0	0	0	16
35	Assane Diop		0-1	0-0	0-0	0	1	1	1	0	0	0	0	0	9
12	Bangot Dak		1-2	0-0	1-2	0	2	2	0	3	1	0	1	2	14
	TEAM					4		4							
	Totals.....		**33-62**	**11-25**	**4-9**	**10**	**28**	**38**	**16**	**81**	**17**	**12**	**6**	**3**	**200**

TOTAL FG%	1st Half: 19-35 54.3%	2nd Half: 14-27 51.9%	Game: 53.2%	DEADBALL
3-Pt. FG%	1st Half: 4-11 36.4%	2nd Half: 7-14 50.0%	Game: 44.0%	REBOUNDS
F Throw %	1st Half: 2-5 40.0%	2nd Half: 2-4 50.0%	Game: 44.4%	3,1

Officials: Tony Padilla, John Gaffney, Michael Reed

Score by Periods	1st	2nd	Total
Stanford	37	34	71
Colorado	44	37	81

BOULDER — Colorado's **Tristan da Silva** celebrated Senior Night with a 27-point, 11-rebound double-double Sunday to lead the Buffaloes men's basketball team to an 81-71 win over Stanford at the CU Events Center.

Tad Boyle's Buffs won their fourth straight game to improve to 20-9 overall and 11-7 in Pac-12 play. Stanford lost its sixth straight game to fall to 12-17, 7-12.

Colorado also improved to 16-1 at home this season as the Buffs cliched their 10th 20-win season in Boyle's 14 years in Boulder.

Along with da Silva's second double-double of the season, **KJ Simpson** added 22 points and seven assists for the Buffs, **J'Vonne Hadley** scored 15 and **Eddie Lampkin Jr.** chipped in 11.

Maxime Raynaud led Stanford with 26 points and 12 rebounds.

Colorado trailed at the midway point of the first half but used a 23-6 run to take control and the Buffs led by seven at the half, 44-37. Stanford briefly cut the lead to just three early in the second half but Colorado quickly responded to push the lead into double digits and led by as much as 20 down the stretch.

The victory moved the Buffs into a tie for third with Oregon in the Pac-12 standings, with the top four in the league earning a first-round bye in the conference tournament. The win also guaranteed the Buffs a winning conference record, Boyle's ninth winning conference mark in 13 Pac-12 seasons.

The Buffs were once again without the services of starter **Cody Williams** and key reserve **Julian Hammond III** (injuries), but the Buffs had more than enough firepower to dispatch the Cardinal.

Colorado shot 53 percent from the floor (33-for-62), including 11-for-25 from long range. CU also had a 38-27 edge on the boards and tallied 13 second-chance points.

Stanford shot 25-for-57 (44 percent), but the Buffs limited the Cardinal to just 11-for-29 shooting in the second half, including a dismal 3-for-18 effort from long range.

Da Silva finished 11-for-18 from the floor (5-for-10 from beyond the arc) while Simpson shot 8-for-17, including a 5-for-9 night from long range.

"KJ and Tristan were phenomenal," Boyle said. "Our guys believe in each other. They've overcome the injuries. It's next man up … That's what makes me most proud of this team, is all of the injuries that we have overcome. It hasn't gotten us down. We haven't made excuses, we just keep chugging along and we've won 20 games. That says a lot for all the adversity that we've had to fight you know as a group, players and coaches."

HOW IT HAPPENED: Colorado led by as much as 12 in the first half before the Cardinal cut the deficit to seven, 44-37, at the break.

But the Buffs slowly took full control in the second half. A da Silva bucket gave the Buffs a 57-47 lead less than five minutes into the half and Colorado then pushed its lead to 15 when a da Silva 3-pointer capped a 7-0 CU run for a 64-49 lead.

Stanford's Raynaud temporarily stopped the Buffs run with a pair of free throws but Colorado soon pushed its cushion to 20. Simpson hit a pair of 3-pointers before da Silva drained another to give Colorado a 76-56 lead with 7:42 to play.

Colorado then kept the Cardinal at bay down the stretch to collect the win and maintain a spot in the top four in the Pac-12 standings.

"We just wanted to come out and play for the seniors," Simpson said. "We knew they were a good offensive team but in the second half we wanted to take away their threes and we did that."

The Buffs trailed midway through the first half after the Cardinal hit nine of its first 12 field goal attempts, giving Stanford a 24-19 lead with 9:46 to play..

But the Buffs battled back on both ends of the floor to take command, putting up a 23-6 run over the next seven minutes. Hadley had nine points in the surge, Lampkin added six and da Silva chipped in four as Colorado took a 42-30 lead with 2:54 left in the half.

Defensively, the Buffs forced nine empty Stanford possessions in the surge.

The Cardinal, though, battled back to shave the deficit to seven at the half as the Buffs took a 44-37 lead into the break.

GAME 30
COLORADO 79, OREGON 75
March 7, 2024, Eugene, Ore. (Matthew Knight Arena)

VISITORS: Colorado 21-9, 12-7 Pac-12

##	Player		fg-a	3fg-a	ft-a	of	de	tot	pf	tp	a	to	s	bk	min
23	Tristan da Silva	f	9-17	3-6	1-1	0	1	1	1	22	2	4	2	0	37
44	Eddie Lampkin Jr	c	3-6	0-0	1-4	4	2	6	2	7	3	2	0	0	32
0	Luke O'Brien	g	2-4	0-1	2-4	2	4	6	3	6	21	0	1	1	26
1	J'Vonne Hadley	g	8-11	4-4	0-0	2	10	12	0	20	1	2	0	0	38
2	KJ Simpson	g	7-17	0-5	3-4	0	6	6	3	17	6	2	2	0	40
11	Javon Ruffin		1-1	1-1	0-0	0	0	0	0	3	2	1	0	0	14
12	Bangot Dak		2-2	0-0	0-0	0	0	0	0	4	1	1	0	1	12
35	Assane Diop		0-0	0-0	0-0	0	0	0	0	0	0	0	0	0	2
	TEAM					4	1	5				1			
	Totals.....		**32-58**	**8-17**	**7-13**	**12**	**24**	**36**	**9**	**79**	**16**	**13**	**5**	**2**	**200**

TOTAL FG%	1st Half: 17-28 60.7%	2nd Half: 15-30 50.0%	Game: 55.2%	DEADBALL
3-Pt. FG%	1st Half: 2-7 28.6%	2nd Half: 6-10 60.0%	Game: 47.1%	REBOUNDS
F Throw %	1st Half: 1-2 50.0%	2nd Half: 6-11 54.5%	Game: 53.8%	2,0

HOME: Oregon 19-11, 11-8 Pac-12

##	Player		fg-a	3fg-a	ft-a	of	de	tot	pf	tp	a	to	s	bk	min
10	Kwame Evans Jr	f	3-4	0-1	0-0	1	4	5	2	6	1	0	0	1	32
22	Jadrian Tracey	f	2-7	1-5	0-0	0	0	0	3	5	0	1	3	0	30
1	N'Fale Dante	c	10-10	0-0	0-2	4	8	12	2	20	4	1	3	5	36
3	Jackson Shelstad	g	10-15	3-7	0-0	0	2	2	3	23	6	4	0	0	36
5	Jermaine Couisnard	g	6-16	3-9	2-2	0	1	1	4	17	2	1	1	0	33
4	Brenan Rigsby		0-5	0-1	0-0	0	0	0	1	0	1	0	1	0	19
24	Mahamadou Diawara		0-1	0-0	0-0	0	0	0	1	0	0	0	0	0	2
0	Kario Oquendo		1-2	0-1	2-2	1	1	2	0	4	0	0	1	1	12
	TEAM						2	2							
	Totals.....		**24-54**	**4-12**	**12-18**	**10**	**19**	**29**	**12**	**64**	**8**	**5**	**4**	**3**	**200**

TOTAL FG%	1st Half: 16-30 53.3%	2nd Half: 16-30 53.3%	Game: 53.3%	DEADBALL
3-Pt. FG%	1st Half: 3-11 27.3%	2nd Half: 4-13 30.8%	Game: 29.2%	REBOUNDS
F Throw %	1st Half: 2-4 50.0%	2nd Half: 2-2 100%	Game: 66.7%	0,0

Officials: Randy Richardson, Earl Walton, Chance Moor

Score by Periods	1st	2nd	Total
Colorado	37	42	79
Oregon	37	38	75

EUGENE, Ore. — Colorado rallied from a 12-point first-half deficit Thursday and the Buffaloes' men's basketball team took a crucial 79-75 win at Oregon to clinch the third spot in the Pac-12 standings.

Tad Boyle's Buffs won their fifth in a row to improve to 21-9 overall and 12-7 in Pac-12 play while the Ducks dropped to 19-11, 11-8.

The Buffs thus guaranteed themselves of a first-round bye in next week's Pac-12 tournament and will open play Thursday at 9:30 p.m. (MT) against the winner of the No. 6 seed and No. 11 seed.

Equally importantly, the victory is a huge boost to CU's NCAA Tournament resumé, giving the Buffs another much-needed Quad 1 victory.

CU's **J'Vonne Hadley** delivered a 20-point, 12-rebound double-double on 8-for-11 shooting, with 18 of those points coming in a second half that included a 4-for-4 effort from 3-point range. **Tristan da Silva** scored 22 points and **KJ Simpson** added 17 points, six rebounds and six assists.

Jackson Shelstad led Oregon with 23 points.

Colorado fell behind early, 18-6, after the Ducks opened with an 11-0 run. But the Buffs didn't flinch and slowly climbed back into the game. CU put together its own 11-0 run to close the gap and the score was tied at 37-37 at the break.

Neither team managed to create anything resembling a big lead for much of the second half as there were seven lead changes. But Colorado finally took the lead for good with a 9-0 run that gave the Buffs a 70-61 edge with 3:20 to play.

Oregon then battled back to close the gap to one, 76-75, in the final minute. But the Buffs got a big bucket from Hadley with 13 seconds remaining, then notched a defensive stop and added one more free throw from **Luke O'Brien** with 2 seconds left to clinch what is arguably CU's biggest win thus far this season.

The Buffs were once again missing starter **Cody Williams** (ankle injury) and **Julian Hammond III** (knee) but CU still had enough firepower for the win. Colorado shot 55 percent from the floor (32-for-58), including 8-for-17 from 3-point range, and the Buffs had a dominant 36-24 edge on the boards.

Oregon finished 32-for-60 from the field but hit just seven of its 24 3-point attempts.

Colorado had an uncharacteristic off night from the free throw line, hitting just 7 of 13 attempts — but the Buffs made just enough of them in the final minute to come away with the win.

"Our guys showed unbelievable grit and toughness, especially getting off to the start that we did," Boyle said. "Oregon scored on the first five possessions but we just didn't get our heads down. We just kept battling, kept battling, and got back in the game. Just a gut-check win and it was not easy. Our guys really executed down the stretch and I'm really proud of them."

HOW IT HAPPENED: After trailing by 12 early, the Buffs battled back to tie the game at 37-37 by halftime.

The two teams then traded the lead five times over the first nine minutes of the second half. Colorado took a 47-46 lead on a Hadley 3-pointer and then grabbed a 50-48 edge on an O'Brien offensive board and putback.

Hadley then unleashed a hot streak. He hit his third 3-pointer of the half to give the Buffs a 56-52 edge midway through the half, grabbed an offensive rebound and scored to end a mini-Oregon run a minute later, then drained another trey to give Colorado a 61-57 lead with eight minutes remaining.

Oregon then hit a pair of buckets to tie it up at 61-61 but the Buffs answered with their decisive 9-0 run to take a lead they never relinquished.

Da Silva hit a 3-pointer from the win off a nice feed from O'Brien before Simpson recorded a steal and layup to give the Buffs a 66-61 edge with 4:10 to play.

That run prompted an Oregon timeout but the Buffs kept the pressure up after the break. Simpson grabbed a long defensive rebound and cashed in a transition layup and Hadley drove to the hoop to extend CU's run to 9-0 and the Colorado lead to 70-61.

Oregon, though, didn't go away quietly. The Ducks shaved CU's lead down to four with a 3-pointer and finally pulled to within two with 40 seconds remaining on an N'Faly Dante bucket.

Colorado pushed its lead back to four with two Simpson free throws with 40 seconds remaining before the Ducks answered with a Jermane Couisinard 3-pointer to cut Colorado's lead to 76-75 with 36 seconds to play.

But CU took care of business in the final seconds. After a block by Dante sent the ball out of bounds on CU's ensuing possession, Hadley delivered again with a bucket off a Simpson assist to give CU a 78-75 lead with 13 seconds on the clock.

Oregon then missed a 3-pointer on the ensuing possession and O'Brien grabbed the rebound and was fouled. The CU senior hit one free throw with two seconds left to clinch the critical win.

GAME 31
COLORADO 73, OREGON STATE 57
March 9, 2024, Corvallis, Ore. (Gill Coliseum)

VISITORS: Colorado 22-9, 13-7 Pac-12

##	Player		fg-a	3fg-a	ft-a	of	de	tot	pf	tp	a	to	s	bk	min
23	Tristan da Silva	f	6-12	0-3	0-0	1	4	5	3	12	1	1	2	3	33
44	Eddie Lampkin Jr	c	8-10	0-0	1-2	5	6	11	0	17	2	1	1	0	31
0	Luke O'Brien	g	4-9	2-5	0-0	1	3	4	4	10	2	1	0	0	30
1	J'Vonne Hadley	g	4-8	1-2	6-6	3	4	7	0	15	3	0	0	0	38
2	KJ Simpson	g	6-16	3-5	0-1	1	3	4	2	15	7	2	0	0	39
11	Javon Ruffin		1-3	1-3	1-2	2	4	6	2	4	0	0	1	0	18
35	Assane Diop		0-1	0-0	0-0	0	1	1	0	0	0	0	0	0	2
12	Bangot Dak		0-2	0-0	0-1	0	2	2	1	0	0	1	1	0	8
24	Joe Hurlburt		0-0	0-0	0-0	0	0	0	0	0	0	0	0	0	1
31	Harrison Carrington		0-0	0-0	0-0	0	0	0	0	0	0	0	0	0	1
	TEAM					2	1	3				1			
	Totals.....		**29-61**	**7-18**	**8-12**	**15**	**28**	**43**	**12**	**73**	**15**	**7**	**5**	**3**	**200**

TOTAL FG%	1st Half: 17-36 47.2%	2nd Half: 12-25 48.0%	Game: 47.5%	DEADBALL
3-Pt. FG%	1st Half: 4-13 30.8%	2nd Half: 3-5 60.0%	Game: 38.9%	REBOUNDS
F Throw %	1st Half: 3-6 50.0%	2nd Half: 5-6 83.3%	Game: 66.7%	2,0

HOME: Oregon State 13-18, 5-15Pac-12

##	Player		fg-a	3fg-a	ft-a	of	de	tot	pf	tp	a	to	s	bk	min
12	Michael Rataj	f	5-12	0-3	2-4	0	0	0	3	12	1	0	3	1	30
34	Tyler Bilodeau	f	5-9	1-3	3-4	1	6	7	1	14	0	0	0	1	34
15	Chol Marial	c	1-4	0-0	0-0	1	0	1	3	2	0	0	0	2	11
0	Jordan Pope	g	3-12	0-1	4-5	1	6	7	0	10	3	3	0	0	34
4	Dexter Akanno	g	6-10	3-4	0-0	1	1	2	2	15	1	0	1	1	33
24	KC Ibekwe		1-3	0-0	0-0	2	1	3	2	2	1	1	0	2	13
2	Josiah Lake II		0-1	0-0	0-0	1	2	3	1	0	0	0	0	0	12
5	Justin Rochelin		0-1	0-0	0-0	0	0	0	1	0	0	1	0	0	3
14	Jayden Stevens		0-2	0-0	0-0	0	1	1	1	0	0	0	0	0	9
3	Gavin Marrs		0-0	0-0	0-0	1	1	2	1	0	0	0	0	0	7
1	Christian Wright		0-2	0-0	2-3	0	0	0	1	2	0	1	0	0	12
22	Thomas Ndong		0-0	0-0	0-0	0	0	0	0	0	0	0	0	0	1
23	Felipe Palazzo		0-0	0-0	0-0	0	0	0	0	0	0	0	0	0	1
	TEAM					2	1	3							
	Totals.....		**21-56**	**4-11**	**11-16**	**10**	**19**	**29**	**16**	**57**	**6**	**6**	**4**	**7**	**200**

TOTAL FG%	1st Half: 9-26 34.6%	2nd Half: 12-30 40.0%	Game: 37.5%	DEADBALL
3-Pt. FG%	1st Half: 2-6 33.3%	2nd Half: 2-5 40.0%	Game: 36.4%	REBOUNDS
F Throw %	1st Half: 7-8 87.5%	2nd Half: 4-8 50.0%	Game: 68.8%	2,0

Officials: Michael Irving, Kelly Pfeifer, Justin Shamion

Score by Periods	1st	2nd	Total
Colorado	41	32	73
Oregon State	27	30	57

CORVALLIS, Ore. — Colorado put all five starters in double figures Saturday and the Buffaloes' men's basketball team collected its program-record 22nd regular season victory, a 73-57 win over Oregon State at Gill Coliseum.

Tad Boyle's Buffs won their sixth straight to improve to 22-9 overall and wrap up their Pac-12 season at 13-7. OSU fell to 13-18, 5-15.

The win also marked CU's first six-game winning streak to end a regular season since the 1954-55 season and the first six-game conference winning streak since 1996-97.

Eddie Lampkin led Colorado with 17 points and 11 rebounds for his eighth double-double of the season. **KJ Simpson** added 15 points and seven assists, **J'Vonne Hadley** tallied 15 points and seven rebounds, **Tristan da Silva** scored 12 and **Luke O'Brien** chipped in 10.

Dexter Akanno led the Beavers with 15 points.

The Buffs took command early and never let up, using an early 7-0 run to grab a lead they never relinquished. CU held a 14-point edge at the break, 41-27, and extended the margin to as much as 22 in the second half as the Beavers never managed to cut the deficit to single digits again.

The Buffs were once again without the services of **Cody Williams** (ankle) and **Julian Hammond III** (knee) but they had more than enough weapons to take care of the Beavers.

Colorado shot 47.5% from the floor (29-for-61) while holding the Beavers to 37.5% shooting (21-for-56). CU also held a commanding 43-29 edge on the boards, including 15 offensive rebounds that produced 21 second-chance points.

Colorado is now 90-6 in the Boyle era when it hits the "gold standard" of holding an opponent to 40 percent shooting or less and also having at least a plus-8 rebound margin.

"Just a great win," Boyle said "I'm so proud of this team for what they've overcome this year. To win 22 games, which is more regular season games than any team in Colorado history, says a lot about this group and all we've had to overcome to do it. This team just has a toughness, a competitiveness about them and they're coming together at the right time."

The Buffs will now turn their attention to next week's Pac-12 tournament in Las Vegas. They open play Thursday at T-Mobile Arena as the third seed in a 9:30 p.m. (MT) game against the winner of the No. 6 and No. 11 seeds.

"Hopefully we're playing three games in three days and competing for a championship on Saturday night in Las Vegas," Boyle said. "But we've got to take care of business on Thursday between now and then and get our bodies right, our minds, everything right. There's no doubt in my mind, this team will be ready to go when we tip it off."

HOW IT HAPPENED: After Oregon State scored first, the Buffs answered with a 7-0 run and Colorado never trailed again.

The Beavers did manage to keep it close for the first eight minutes, cutting CU's lead to 14-10 before the Buffs answered with an 11-2 run to take firm control. O'Brien hit a pair of buckets, including a 3-pointer from the top of the key, and a da Silva dunk gave the Buffs a 25-12 lead with 8:22 to play in the half.

That was enough to spark an Oregon State timeout and the Beavers came out of the break to cut Colorado's cushion in half with an 11-4 run.

But the Buffs slowly rebuilt their edge. Simpson drained a long 3-pointer, then hit O'Brien in the corner for another trey to build Colorado's lead back to 12.

Hadley then connected on a pair of free throws with :01 on the clock to send the Buffs into the halftime break with a 14-point edge, 41-27.

The Buffs shot 17-for-36 in the opening half with nine assists.

"We were really sharing the ball," Boyle said. "Great offense. That's all you can ask for as a coach and guys are playing unselfishly."

Colorado then steadily built its lead in the second half. The Buffs used an 11-0 run to take a 52-30 lead, getting a 3-pointer from Simpson and a da Silva steal and dunk to push Colorado's lead to 22 less than three minutes into the half.

Oregon State then made a brief run, slicing Colorado's lead to 15 with a quick 7-0 run. But the Buffs answered with a Hadley 3-pointer off a Simpson offensive rebound, a Lampkin basket inside and another Hadley bucket to push CU's lead back to 20, 61-41, with 11:21 to play.

Lampkin had an excellent game on both ends of the floor.

"Eddie was dialed in tonight," Boyle said. "When Eddie's dialed in mentally like that, he is so good."

Colorado then held the Beavers at bay down the stretch as they never came closer than 12 over the final minutes.

2023-24 Colorado Men's Basketball
Combined Team Statistics
All games

as of Mar 10, 2024

Game Records

Record	Overall	Home	Away	Neutral
ALL GAMES	22-9	16-1	4-7	2-1
CONFERENCE	13-7	9-1	4-6	0-0
NON-CONFERENCE	9-2	7-0	0-1	2-1

Score by Periods

Team	1st	2nd	OT	TOT
Colorado	1191	1277	30	2498
Opponents	1025	1177	33	2235

Team Box Score

No.	Player				Total		3-Point		F-Throw		Rebounds											
		GP-GS	MIN	AVG	FG-FGA	FG%	3FG-3FGA	3FG%	FT-FTA	FT%	OFF	DEF	TOT	AVG	PF	DQ	A	TO	BLK	STL	PTS	AVG
2	SIMPSON, KJ	31-31	1067:13	34.4	205-420	.488	64-142	.451	135-156	.865	26	145	171	5.5	78	0	152	67	2	53	609	19.6
23	DA SILVA, Tristan	28-28	937:55	33.5	162-335	.484	51-136	.375	79-94	.840	28	123	151	5.4	54	1	68	54	17	33	454	16.2
10	WILLIAMS, Cody	18-18	551:48	30.7	92-156	.590	16-35	.457	46-65	.708	15	44	59	3.3	42	0	33	40	13	14	246	13.7
1	HADLEY, J'Vonne	30-30	1013:31	33.8	129-227	.568	18-36	.500	92-110	.836	44	141	185	6.2	48	0	69	39	10	32	368	12.3
44	LAMPKIN, Eddie	31-30	842:08	27.2	123-217	.567	0-0	.000	68-105	.648	78	141	219	7.1	65	1	65	80	5	11	314	10.1
3	HAMMOND III, Julian	24-5	506:54	21.1	65-145	.448	28-70	.400	19-25	.760	16	43	59	2.5	37	0	44	39	3	13	177	7.4
0	O'BRIEN, Luke	29-13	665:02	22.9	73-161	.453	27-68	.397	15-24	.625	30	79	109	3.8	60	1	32	21	12	21	188	6.5
5	SMITH, RJ	7-0	82:36	11.8	5-15	.333	5-11	.455	5-7	.714	0	8	8	1.1	9	0	5	4	0	1	20	2.9
11	RUFFIN, Javon	14-0	156:38	11.2	10-33	.303	6-22	.273	8-9	.889	4	22	26	1.9	15	0	10	11	1	3	34	2.4
12	DAK, Bangot	17-0	129:27	7.6	9-24	.375	2-7	.286	10-18	.556	4	18	22	1.3	10	0	7	6	4	4	30	1.8
35	DIOP, Assane	30-0	217:25	7.2	15-38	.395	0-9	.000	13-16	.813	13	23	36	1.2	33	0	11	14	4	4	43	1.4
31	CARRINGTON, Harrison	13-0	75:16	5.8	5-12	.417	0-2	.000	5-8	.625	2	7	9	0.7	6	0	0	2	1	1	15	1.2
34	PEASE, Jack	1-0	02:02	2.0	0-1	.000	0-1	.000	0-0	.000	0	2	2	2.0	0	0	1	0	0	0	0	0.0
24	HURLBURT, Joe	10-0	26:10	2.6	0-7	.000	0-4	.000	0-0	.000	1	0	1	0.1	6	0	2	3	0	0	0	0.0
30	GERHARDT, Greg	1-0	00:54	0.9	0-0	.000	0-0	.000	0-0	.000	0	0	0	0.0	0	0	0	0	0	0	0	0.0
Team											57	53	110					19				
Total		**31**	**6275**		**893-1791**	**.499**	**217-543**	**.400**	**495-637**	**.777**	**318**	**849**	**1167**	**37.6**	**463**	**3**	**499**	**399**	**72**	**190**	**2498**	**80.6**
Opponents		**31**	**6275**		**821-1867**	**.440**	**216-657**	**.329**	**377-529**	**.713**	**264**	**654**	**918**	**29.6**	**565**	**12**	**348**	**337**	**119**	**231**	**2235**	**72.1**

Team Statistics

	CU	OPP
Scoring	**2498**	**2235**
Points per game	80.6	72.1
Scoring margin	+8.5	-
Field goals-att	**893-1791**	**821-1867**
Field goal pct	.499	.440
3 point fg-att	**217-543**	**216-657**
3-point FG pct	.400	.329
3-pt FG made per game	7.0	7.0
Free throws-att	**495-637**	**377-529**
Free throw pct	.777	.713
F-Throws made per game	16.0	12.2
Rebounds	**1167**	**918**
Rebounds per game	37.6	29.6
Rebounding margin	+8.0	-
Assists	**499**	**348**
Assists per game	16.1	11.2
Turnovers	**399**	**337**
Turnovers per game	12.9	10.9
Turnover margin	-2.0	-
Assist/turnover ratio	1.3	1.0
Steals	**190**	**231**
Steals per game	6.1	7.5
Blocks	**72**	**119**
Blocks per game	2.3	3.8
Winning streak	**6**	**-**
Home win streak	3	-
Attendance	**128033**	**74823**
Home games-Avg/Game	17-7531	11-6802
Neutral site-Avg/Game	-	3-3242

Team Results

Date	Opponent		Score	Att.
11/06/2023	Towson	W	75-57	6078
11/10/2023	Grambling	W	95-63	6541
11/14/2023	Milwaukee	W	106-79	6181
11/20/2023	vs Richmond	W	64-59	2153
11/21/2023	vs Florida St.	Lot	71-77	1502
11/26/2023	Iona	W	85-68	6346
11/29/2023	at Colorado St.	L	83-88	8083
12/03/2023	Pepperdine	W	91-66	7231
12/10/2023	vs Miami (FL)	W	90-63	6072
12/15/2023	Northern Colo.	W	90-68	7177
12/21/2023	Utah Tech	W	98-71	6426
12/29/2023	Washington	W	73-69	7799
12/31/2023	Washington St.	W	74-67	6952
01/04/2024	at Arizona	L	50-97	14286
01/06/2024	at Arizona St.	L	73-76	8128
01/10/2024	at California	L	78-82	2258
01/13/2024	Southern California	W	68-58	10005
01/18/2024	Oregon	W	86-70	8177
01/20/2024	Oregon St.	W	90-57	7944
01/24/2024	at Washington	W	98-81	5210
01/27/2024	at Washington St.	L	69-78	3273
02/03/2024	at Utah	L	68-73	9294
02/08/2024	Arizona St.	W	82-70	7109
02/10/2024	Arizona	L	79-99	10548
02/15/2024	at UCLA	L	60-64	7183
02/17/2024	at Southern California	Wot2	92-89	6142
02/24/2024	Utah	W	89-65	9075
02/28/2024	California	W	88-78	6926
03/03/2024	Stanford	W	81-71	7518
03/07/2024	at Oregon	W	79-75	7794
03/09/2024	at Oregon St.	W	73-57	3172

2023-24 Colorado Men's Basketball
Combined Team Statistics
In Conference games

as of Mar 10, 2024

Game Records

Record	Overall	Home	Away	Neutral
ALL GAMES	13-7	9-1	4-6	0-0
CONFERENCE	13-7	9-1	4-6	0-0
NON-CONFERENCE	0-0	0-0	0-0	0-0

Score by Periods

Team	1st	2nd	OT	TOT
Colorado	751	780	19	1550
Opponents	702	758	16	1476

Team Box Score

No.	Player				Total		3-Point		F-Throw		Rebounds											
		GP-GS	MIN	AVG	FG-FGA	FG%	3FG-3FGA	3FG%	FT-FTA	FT%	OFF	DEF	TOT	AVG	PF	DQ	A	TO	BLK	STL	PTS	AVG
2	SIMPSON, KJ	20-20	741:22	37.1	130-290	.448	42-97	.433	88-104	.846	17	105	122	6.1	56	0	102	49	2	30	390	19.5
23	DA SILVA, Tristan	17-17	601:45	35.4	103-225	.458	32-87	.368	43-51	.843	17	75	92	5.4	36	1	37	31	11	21	281	16.5
1	HADLEY, J'Vonne	19-19	688:45	36.3	88-155	.568	18-31	.581	64-74	.865	26	95	121	6.4	24	0	38	22	7	15	258	13.6
10	WILLIAMS, Cody	11-11	355:59	32.4	54-95	.568	10-25	.400	30-41	.732	8	26	34	3.1	30	0	19	26	11	8	148	13.5
44	LAMPKIN, Eddie	20-20	577:01	28.9	85-143	.594	0-0	.000	49-78	.628	52	85	137	6.9	46	1	37	54	2	8	219	11.0
0	O'BRIEN, Luke	18-9	422:52	23.5	41-89	.461	15-39	.385	9-17	.529	15	48	63	3.5	42	1	15	10	6	12	106	5.9
3	HAMMOND III, Julian	13-4	255:39	19.7	26-73	.356	11-33	.333	7-9	.778	6	29	35	2.7	16	0	18	20	1	9	70	5.4
11	RUFFIN, Javon	14-0	156:38	11.2	10-33	.303	6-22	.273	8-9	.889	4	22	26	1.9	15	0	10	11	1	3	34	2.4
12	DAK, Bangot	9-0	66:58	7.4	5-10	.500	2-4	.500	5-11	.455	0	7	7	0.8	2	0	2	3	3	2	17	1.9
31	CARRINGTON, Harrison	5-0	39:55	8.0	2-5	.400	0-0	.000	2-3	.667	1	2	3	0.6	1	0	0	1	1	1	6	1.2
35	DIOP, Assane	19-0	125:36	6.6	7-18	.389	0-3	.000	7-8	.875	7	19	26	1.4	19	0	6	4	2	1	21	1.1
34	PEASE, Jack	1-0	02:02	2.0	0-1	.000	0-1	.000	0-0	.000	0	2	2	2.0	0	0	1	0	0	0	0	0.0
24	HURLBURT, Joe	5-0	15:28	3.1	0-4	.000	0-2	.000	0-0	.000	1	0	1	0.2	5	0	1	3	0	0	0	0.0
Team											39	33	72					11				
Total		**20**	**4050**		**551-1141**	**.483**	**136-344**	**.395**	**312-405**	**.770**	**193**	**548**	**741**	**37.1**	**292**	**3**	**286**	**245**	**47**	**110**	**1550**	**77.5**
Opponents		**20**	**4050**		**554-1231**	**.450**	**142-425**	**.334**	**226-323**	**.700**	**173**	**445**	**618**	**30.9**	**358**	**7**	**246**	**188**	**88**	**136**	**1476**	**73.8**

Team Statistics

	CU	OPP
Scoring	**1550**	**1476**
Points per game	77.5	73.8
Scoring margin	+3.7	-
Field goals-att	**551-1141**	**554-1231**
Field goal pct	.483	.450
3 point fg-att	**136-344**	**142-425**
3-point FG pct	.395	.334
3-pt FG made per game	6.8	7.1
Free throws-att	**312-405**	**226-323**
Free throw pct	.770	.700
F-Throws made per game	15.6	11.3
Rebounds	**741**	**618**
Rebounds per game	37.1	30.9
Rebounding margin	+6.2	-
Assists	**286**	**246**
Assists per game	14.3	12.3
Turnovers	**245**	**188**
Turnovers per game	12.3	9.4
Turnover margin	-2.9	-
Assist/turnover ratio	1.2	1.3
Steals	**110**	**136**
Steals per game	5.5	6.8
Blocks	**47**	**88**
Blocks per game	2.4	4.4
Winning streak	**6**	**-**
Home win streak	3	-
Attendance	**82053**	**66740**
Home games-Avg/Game	10-8205	10-6674
Neutral site-Avg/Game	-	0-0

Team Results

Date	Opponent		Score	Att.
12/29/2023	Washington	W	73-69	7799
12/31/2023	Washington St.	W	74-67	6952
01/04/2024	at Arizona	L	50-97	14286
01/06/2024	at Arizona St.	L	73-76	8128
01/10/2024	at California	L	78-82	2258
01/13/2024	Southern California	W	68-58	10005
01/18/2024	Oregon	W	86-70	8177
01/20/2024	Oregon St.	W	90-57	7944
01/24/2024	at Washington	W	98-81	5210
01/27/2024	at Washington St.	L	69-78	3273
02/03/2024	at Utah	L	68-73	9294
02/08/2024	Arizona St.	W	82-70	7109
02/10/2024	Arizona	L	79-99	10548
02/15/2024	at UCLA	L	60-64	7183
02/17/2024	at Southern California	Wot2	92-89	6142
02/24/2024	Utah	W	89-65	9075
02/28/2024	California	W	88-78	6926
03/03/2024	Stanford	W	81-71	7518
03/07/2024	at Oregon	W	79-75	7794
03/09/2024	at Oregon St.	W	73-57	3172

2023-24 Colorado Men's Basketball
Points-rebounds-assists
All games

Opponent	Date	Score		0 O'BRIEN,LU	1 HADLEY,J'V	2 SIMPSON,KJ	3 HAMMOND II	5 SMITH,RJ	10 WILLIAMS,C	11 RUFFIN,JAV	12 DAK,BANGOT	23 DA SILVA,T	24 HURLBURT,J	30 GERHARDT,G
Towson	11/06/2023	75-57	W	7-7-1	13-9-3	22-3-3	7-2-4	0-2-1	4-4-3	DNP	2-0-0	13-2-4	0-0-0	DNP
Grambling	11/10/2023	95-63	W	10-4-3	17-8-4	12-7-8	14-0-6	6-1-1	DNP	DNP	0-2-0	21-7-3	DNP	DNP
Milwaukee	11/14/2023	106-79	W	2-5-3	6-3-2	23-2-6	14-1-4	11-1-0	17-5-4	DNP	0-1-0	17-3-3	DNP	DNP
vs Richmond	11/20/2023	64-59	W	0-1-1	6-6-3	23-3-2	5-1-0	3-1-1	6-2-0	DNP	DNP	15-8-0	DNP	DNP
vs Florida St.	11/21/2023	71-77	Lot	6-3-0	8-7-1	15-9-3	9-1-1	0-2-0	17-6-1	DNP	DNP	8-4-3	DNP	DNP
Iona	11/26/2023	85-68	W	2-7-1	12-2-2	15-6-5	11-3-0	0-1-1	12-1-4	DNP	5-3-1	17-3-2	DNP	DNP
at Colorado St.	11/29/2023	83-88	L	4-4-0	6-7-0	30-3-4	9-4-1	0-0-1	21-3-0	DNP	DNP	11-8-0	DNP	DNP
Pepperdine	12/03/2023	91-66	W	6-2-4	5-7-2	15-3-4	10-3-4	DNP	21-4-2	DNP	4-0-1	22-5-2	0-0-0	DNP
vs Miami (FL)	12/10/2023	90-63	W	13-5-2	11-6-4	20-3-5	11-0-3	DNP	DNP	DNP	0-3-2	22-10-9	0-0-0	DNP
Northern Colo.	12/15/2023	90-68	W	14-4-1	15-5-6	21-5-4	10-6-0	DNP	DNP	DNP	0-5-1	12-2-4	0-0-0	DNP
Utah Tech	12/21/2023	98-71	W	18-4-1	11-4-4	23-5-6	7-3-3	DNP	DNP	DNP	2-1-0	15-7-1	0-0-1	0-0-0
Washington	12/29/2023	73-69	W	11-9-1	11-4-1	21-10-7	11-5-2	DNP	DNP	0-2-0	DNP	DNP	DNP	DNP
Washington St.	12/31/2023	74-67	W	3-4-1	12-4-3	34-2-2	9-6-2	DNP	DNP	2-3-2	DNP	DNP	0-1-0	DNP
at Arizona	01/04/2024	50-97	L	7-3-0	7-2-3	10-7-2	2-0-2	DNP	DNP	11-4-2	5-1-0	DNP	0-0-1	DNP
at Arizona St.	01/06/2024	73-76	L	3-3-0	19-5-1	23-5-4	DNP	DNP	DNP	2-4-1	0-1-0	17-3-3	DNP	DNP
at California	01/10/2024	78-82	L	2-1-0	6-8-2	12-5-3	DNP	DNP	16-4-2	0-1-0	DNP	20-6-2	DNP	DNP
Southern California	01/13/2024	68-58	W	5-3-1	15-9-3	9-5-4	2-2-1	DNP	13-2-1	DNP	DNP	12-4-4	DNP	DNP
Oregon	01/18/2024	86-70	W	10-4-1	11-6-2	22-5-5	0-2-1	DNP	23-2-3	0-0-0	DNP	13-8-3	DNP	DNP
Oregon St.	01/20/2024	90-57	W	10-2-1	DNP	13-7-4	2-1-5	DNP	16-6-1	3-1-0	0-0-0	19-7-4	0-0-0	DNP
at Washington	01/24/2024	98-81	W	8-4-0	24-3-1	16-8-8	2-2-0	DNP	19-3-4	DNP	5-0-0	10-3-1	DNP	DNP
at Washington St.	01/27/2024	69-78	L	0-1-0	2-7-0	25-8-2	10-0-0	DNP	6-6-0	DNP	DNP	16-7-3	DNP	DNP
at Utah	02/03/2024	68-73	L	DNP	15-5-1	25-9-3	7-5-4	DNP	DNP	0-1-1	DNP	10-7-0	DNP	DNP
Arizona St.	02/08/2024	82-70	W	DNP	19-11-1	17-6-8	9-1-0	DNP	11-3-3	3-0-0	0-1-0	15-4-0	DNP	DNP
Arizona	02/10/2024	79-99	L	5-4-2	13-6-0	20-4-9	9-5-0	DNP	8-1-0	DNP	DNP	20-3-0	DNP	DNP
at UCLA	02/15/2024	60-64	L	0-2-2	8-3-3	4-7-5	2-2-1	DNP	18-2-0	DNP	DNP	16-5-0	DNP	DNP
at Southern California	02/17/2024	92-89	Wot2	9-4-1	13-10-2	30-9-5	5-4-0	DNP	14-4-3	DNP	DNP	18-8-4	DNP	DNP
Utah	02/24/2024	89-65	W	8-4-1	20-9-4	28-4-3	DNP	DNP	4-1-2	0-0-0	0-0-0	12-3-4	0-0-0	DNP
California	02/28/2024	88-78	W	6-3-1	13-4-3	27-7-8	DNP	DNP	DNP	6-2-0	DNP	22-7-6	DNP	DNP
Stanford	03/03/2024	81-71	W	3-2-0	15-6-4	22-4-7	DNP	DNP	DNP	0-2-2	3-2-1	27-11-0	DNP	DNP
at Oregon	03/07/2024	79-75	W	6-6-1	20-12-1	17-6-6	DNP	DNP	DNP	3-0-2	4-0-1	22-1-2	DNP	DNP
at Oregon St.	03/09/2024	73-57	W	10-4-2	15-7-3	15-4-7	DNP	DNP	DNP	4-6-0	0-2-0	12-5-1	0-0-0	DNP

Opponent	Date	Score		31 CARRINGTON	34 PEASE,JACK	35 DIOP,ASSAN	44 LAMPKIN,ED
Towson	11/06/2023	75-57	W	1-0-0	DNP	2-1-0	4-5-2
Grambling	11/10/2023	95-63	W	0-0-0	DNP	5-0-0	10-8-3
Milwaukee	11/14/2023	106-79	W	0-2-0	DNP	2-2-1	14-12-2
vs Richmond	11/20/2023	64-59	W	DNP	DNP	0-0-0	6-6-2
vs Florida St.	11/21/2023	71-77	Lot	DNP	DNP	0-1-1	8-11-4
Iona	11/26/2023	85-68	W	2-0-0	DNP	2-0-0	7-7-1
at Colorado St.	11/29/2023	83-88	L	DNP	DNP	0-1-0	2-2-0
Pepperdine	12/03/2023	91-66	W	0-1-0	DNP	1-0-0	7-10-3
vs Miami (FL)	12/10/2023	90-63	W	0-0-0	DNP	2-0-0	11-1-3
Northern Colo.	12/15/2023	90-68	W	2-1-0	DNP	6-3-1	10-10-6
Utah Tech	12/21/2023	98-71	W	4-2-0	DNP	2-2-2	16-10-2
Washington	12/29/2023	73-69	W	2-3-0	DNP	0-1-1	17-12-2
Washington St.	12/31/2023	74-67	W	4-0-0	DNP	0-0-0	10-6-2
at Arizona	01/04/2024	50-97	L	0-0-0	DNP	2-1-0	6-4-3
at Arizona St.	01/06/2024	73-76	L	DNP	DNP	1-2-0	8-6-2
at California	01/10/2024	78-82	L	DNP	DNP	0-0-0	22-11-3
Southern California	01/13/2024	68-58	W	DNP	DNP	0-0-0	12-7-0
Oregon	01/18/2024	86-70	W	DNP	DNP	2-0-0	5-5-1
Oregon St.	01/20/2024	90-57	W	DNP	0-2-1	10-4-2	17-8-1
at Washington	01/24/2024	98-81	W	DNP	DNP	0-2-1	14-10-2
at Washington St.	01/27/2024	69-78	L	DNP	DNP	0-0-0	10-4-1
at Utah	02/03/2024	68-73	L	DNP	DNP	0-2-0	11-10-4
Arizona St.	02/08/2024	82-70	W	DNP	DNP	0-1-0	8-5-1
Arizona	02/10/2024	79-99	L	DNP	DNP	0-1-0	4-3-1
at UCLA	02/15/2024	60-64	L	DNP	DNP	DNP	12-6-3
at Southern California	02/17/2024	92-89	Wot2	DNP	DNP	0-1-0	3-2-0
Utah	02/24/2024	89-65	W	0-0-0	DNP	4-2-2	13-7-3
California	02/28/2024	88-78	W	DNP	DNP	2-7-0	12-8-0
Stanford	03/03/2024	81-71	W	DNP	DNP	0-1-0	11-6-3
at Oregon	03/07/2024	79-75	W	DNP	DNP	0-0-0	7-6-3
at Oregon St.	03/09/2024	73-57	W	0-0-0	DNP	0-1-0	17-11-2

2023-24 Colorado Men's Basketball
Team Game-by-Game
All games

				Total		3-Pointers		Free throws		Rebounds										
Opponent	**Date**	**Score**		**FG-FGA**	**PCT**	**3FG-3FGA**	**PCT**	**FT-FTA**	**PCT**	**OFF**	**DEF**	**TOT**	**AVG**	**PF**	**A**	**TO**	**BLK**	**STL**	**PTS**	**AVG**
Towson	11/06/2023	75-57	W	26-50	.520	8-17	.471	15-21	.714	11	27	38	38.0	17	21	16	6	6	75	75.0
Grambling	11/10/2023	95-63	W	35-63	.556	10-23	.435	15-20	.750	12	29	41	39.5	18	28	12	4	9	95	85.0
Milwaukee	11/14/2023	106-79	W	37-63	.587	13-20	.650	19-24	.792	10	29	39	39.3	14	25	11	5	7	106	92.0
vs Richmond	11/20/2023	64-59	W	20-47	.426	3-10	.300	21-25	.840	10	22	32	37.5	11	9	12	2	7	64	85.0
vs Florida St.	11/21/2023	71-77	Lot	25-72	.347	5-20	.250	16-21	.762	19	27	46	39.2	19	14	20	1	9	71	82.2
Iona	11/26/2023	85-68	W	31-51	.608	6-17	.353	17-23	.739	6	29	35	38.5	15	17	13	0	5	85	82.7
at Colorado St.	11/29/2023	83-88	L	30-55	.545	4-14	.286	19-21	.905	9	25	34	37.9	20	6	15	0	4	83	82.7
Pepperdine	12/03/2023	91-66	W	31-54	.574	7-13	.538	22-28	.786	8	33	41	38.3	18	22	13	3	7	91	83.8
vs Miami (FL)	12/10/2023	90-63	W	37-63	.587	7-20	.350	9-11	.818	12	21	33	37.7	13	28	15	1	11	90	84.4
Northern Colo.	12/15/2023	90-68	W	35-71	.493	9-27	.333	11-13	.846	13	30	43	38.2	14	23	12	0	9	90	85.0
Utah Tech	12/21/2023	98-71	W	35-61	.574	9-18	.500	19-25	.760	15	29	44	38.7	12	20	15	3	6	98	86.2
Washington	12/29/2023	73-69	W	26-59	.441	6-15	.400	15-24	.625	12	37	49	39.6	16	14	15	2	5	73	85.1
Washington St.	12/31/2023	74-67	W	24-48	.500	4-9	.444	22-26	.846	6	24	30	38.8	13	12	13	2	4	74	84.2
at Arizona	01/04/2024	50-97	L	20-55	.364	4-15	.267	6-10	.600	6	19	25	37.9	10	13	18	2	4	50	81.8
at Arizona St.	01/06/2024	73-76	L	23-48	.479	7-20	.350	20-27	.741	7	28	35	37.7	18	11	13	1	4	73	81.2
at California	01/10/2024	78-82	L	29-59	.492	6-15	.400	14-19	.737	12	27	39	37.8	16	12	10	2	3	78	81.0
Southern California	01/13/2024	68-58	W	27-61	.443	5-17	.294	9-13	.692	8	28	36	37.6	13	14	8	3	9	68	80.2
Oregon	01/18/2024	86-70	W	30-59	.508	8-19	.421	18-21	.857	10	27	37	37.6	13	16	12	5	9	86	80.6
Oregon St.	01/20/2024	90-57	W	32-61	.525	6-15	.400	20-24	.833	9	32	41	37.8	17	19	8	2	5	90	81.1
at Washington	01/24/2024	98-81	W	33-60	.550	6-13	.462	26-28	.929	11	27	38	37.8	16	17	13	4	8	98	81.9
at Washington St.	01/27/2024	69-78	L	22-57	.386	7-17	.412	18-22	.818	10	25	35	37.7	17	6	9	1	3	69	81.3
at Utah	02/03/2024	68-73	L	25-66	.379	6-20	.300	12-17	.706	15	28	43	37.9	18	13	14	1	9	68	80.7
Arizona St.	02/08/2024	82-70	W	24-51	.471	8-20	.400	26-29	.897	6	31	37	37.9	13	13	13	1	7	82	80.7
Arizona	02/10/2024	79-99	L	26-54	.481	5-17	.294	22-26	.846	9	22	31	37.6	17	12	16	6	6	79	80.7
at UCLA	02/15/2024	60-64	L	24-46	.522	6-15	.400	6-10	.600	6	23	29	37.2	15	14	14	2	2	60	79.8
at Southern California	02/17/2024	92-89	Wot2	31-59	.525	9-20	.450	21-29	.724	15	32	47	37.6	15	15	21	2	5	92	80.3
Utah	02/24/2024	89-65	W	32-59	.542	10-21	.476	15-17	.882	5	27	32	37.4	15	19	4	2	3	89	80.6
California	02/28/2024	88-78	W	29-58	.500	7-16	.438	23-29	.793	9	31	40	37.5	13	18	12	1	8	88	80.9
Stanford	03/03/2024	81-71	W	33-62	.532	11-25	.440	4-9	.444	10	28	38	37.5	16	17	12	3	6	81	80.9
at Oregon	03/07/2024	79-75	W	32-58	.552	8-17	.471	7-13	.538	12	24	36	37.5	9	16	13	2	5	79	80.8
at Oregon St.	03/09/2024	73-57	W	29-61	.475	7-18	.389	8-12	.667	15	28	43	37.6	12	15	7	3	5	73	80.6
Total		**2498**		**893-1791**	**.499**	**217-543**	**.400**	**495-637**	**.777**	**318**	**849**	**1167**	**37.6**	**463**	**499**	**399**	**72**	**190**	**2498**	**80.6**
Opponents		2235		821-1867	.440	216-657	.329	377-529	.713	264	654	918	29.6	565	348	337	119	231	2235	72.1

Colorado Averages

Games Played	Points/ game	FG Pct	3FG Pct	FT Pct	Rebounds/ game	Assists/ game	Turnovers/ game	Assist/Turnover ratio	Steals/ game	Blocks/ game
31	80.6	49.9	40.0	77.7	37.6	16.1	12.9	1.3	6.1	2.3

2023-24 Colorado Men's Basketball
Opponents Game-by-Game
All games

				Total		3-Pointers		Free throws		Rebounds										
Opponent	**Date**	**Score**		**FG-FGA**	**PCT**	**3FG-3FGA**	**PCT**	**FT-FTA**	**PCT**	**OFF**	**DEF**	**TOT**	**AVG**	**PF**	**A**	**TO**	**BLK**	**STL**	**PTS**	**AVG**
Towson	11/06/2023	75-57	W	19-54	.352	6-14	.429	13-20	.650	10	16	26	26.0	20	5	11	4	9	57	57.0
Grambling	11/10/2023	95-63	W	21-54	.389	5-18	.278	16-21	.762	6	18	24	25.0	20	6	13	1	7	63	60.0
Milwaukee	11/14/2023	106-79	W	27-73	.370	11-34	.324	14-18	.778	19	18	37	29.0	19	12	13	2	6	79	66.3
vs Richmond	11/20/2023	64-59	W	23-51	.451	5-20	.250	8-11	.727	7	19	26	28.3	21	6	13	2	7	59	64.5
vs Florida St.	11/21/2023	71-77	Lot	27-57	.474	8-24	.333	15-22	.682	5	33	38	30.2	20	12	18	5	17	77	67.0
Iona	11/26/2023	85-68	W	24-57	.421	8-24	.333	12-17	.706	7	18	25	29.3	22	6	14	0	7	68	67.2
at Colorado St.	11/29/2023	83-88	L	27-53	.509	9-22	.409	25-31	.806	5	16	21	28.1	19	16	7	3	10	88	70.1
Pepperdine	12/03/2023	91-66	W	24-64	.375	7-19	.368	11-17	.647	11	18	29	28.3	20	9	13	5	6	66	69.6
vs Miami (FL)	12/10/2023	90-63	W	22-49	.449	6-15	.400	13-15	.867	7	14	21	27.4	12	11	20	5	9	63	68.9
Northern Colo.	12/15/2023	90-68	W	25-60	.417	3-21	.143	15-20	.750	7	25	32	27.9	14	10	15	0	9	68	68.8
Utah Tech	12/21/2023	98-71	W	28-64	.438	6-21	.286	9-14	.643	7	14	21	27.3	20	9	12	4	8	71	69.0
Washington	12/29/2023	73-69	W	25-65	.385	9-27	.333	10-13	.769	5	26	31	27.6	21	14	9	3	5	69	69.0
Washington St.	12/31/2023	74-67	W	28-58	.483	5-15	.333	6-8	.750	7	21	28	27.6	21	12	13	5	5	67	68.8
at Arizona	01/04/2024	50-97	L	40-71	.563	11-20	.550	6-10	.600	14	31	45	28.9	16	19	11	4	10	97	70.9
at Arizona St.	01/06/2024	73-76	L	25-57	.439	8-22	.364	18-27	.667	8	22	30	28.9	20	13	8	8	11	76	71.2
at California	01/10/2024	78-82	L	26-65	.400	14-30	.467	16-21	.762	14	21	35	29.3	17	11	5	4	5	82	71.9
Southern California	01/13/2024	68-58	W	22-61	.361	5-17	.294	9-11	.818	13	27	40	29.9	10	9	14	3	5	58	71.1
Oregon	01/18/2024	86-70	W	26-56	.464	8-22	.364	10-17	.588	5	20	25	29.7	20	9	13	2	9	70	71.0
Oregon St.	01/20/2024	90-57	W	20-60	.333	3-17	.176	14-18	.778	9	22	31	29.7	22	10	10	2	5	57	70.3
at Washington	01/24/2024	98-81	W	33-61	.541	5-19	.263	10-18	.556	6	16	22	29.4	21	13	10	2	8	81	70.8
at Washington St.	01/27/2024	69-78	L	28-62	.452	6-20	.300	16-21	.762	12	28	40	29.9	18	8	6	6	5	78	71.1
at Utah	02/03/2024	68-73	L	26-56	.464	7-22	.318	14-20	.700	4	30	34	30.0	15	15	14	5	6	73	71.2
Arizona St.	02/08/2024	82-70	W	27-61	.443	7-22	.318	9-14	.643	5	24	29	30.0	24	14	9	2	8	70	71.2
Arizona	02/10/2024	79-99	L	36-68	.529	10-22	.455	17-21	.810	12	21	33	30.1	23	14	9	3	10	99	72.3
at UCLA	02/15/2024	60-64	L	24-54	.444	4-12	.333	12-18	.667	10	19	29	30.1	12	8	5	3	4	64	72.0
at Southern California	02/17/2024	92-89	Wot2	34-73	.466	9-21	.429	12-17	.706	8	14	22	29.8	18	22	9	8	11	89	72.7
Utah	02/24/2024	89-65	W	27-61	.443	4-23	.174	7-13	.538	10	23	33	29.9	15	12	10	4	2	65	72.4
California	02/28/2024	88-78	W	29-69	.420	9-31	.290	11-14	.786	9	22	31	29.9	20	10	12	4	10	78	72.6
Stanford	03/03/2024	81-71	W	25-57	.439	7-28	.250	14-20	.700	6	21	27	29.8	13	13	8	6	4	71	72.5
at Oregon	03/07/2024	79-75	W	32-60	.533	7-24	.292	4-6	.667	6	18	24	29.6	16	14	7	7	9	75	72.6
at Oregon St.	03/09/2024	73-57	W	21-56	.375	4-11	.364	11-16	.688	10	19	29	29.6	16	6	6	7	4	57	72.1
Total		**2235**		**821-1867**	**.440**	**216-657**	**.329**	**377-529**	**.713**	**264**	**654**	**918**	**29.6**	**565**	**348**	**337**	**119**	**231**	**2235**	**72.1**
Colorado		2498		893-1791	.499	217-543	.400	495-637	.777	318	849	1167	37.6	463	499	399	72	190	2498	80.6

Opponents Averages

Games Played	Points/ game	FG Pct	3FG Pct	FT Pct	Rebounds/ game	Assists/ game	Turnovers/ game	Assist/Turnover ratio	Steals/ game	Blocks/ game
31	72.1	44.0	32.9	71.3	29.6	11.2	10.9	1.0	7.5	3.8

Team (Date)	Result	Starters G	G	G/F	G/F	F	High Scoring	High Rebounds	High Assists	High Steals	High Blocks
TOWSON (11/6)	W 75-57	Simpson	O'Brien	Hadley	Williams	da Silva	22-Simpson	9-Hadley	4-Hammond/da Silva	2-O'Brien	2-da Silva/Williams
GRAMBLING STATE (11/10)	W 95-63	Simpson	O'Brien	Hadley	da Silva	Lampkin	21-da Silva	8-Lampkin/Hadley	8-Simpson	3-Simpson	2-O'Brien
MILWAUKEE (11/14)	W 106-79	Simpson	Williams	Hadley	da Silva	Lampkin	23-Simpson	***12-Lampkin***	6-Simpson	2-Lampkin/Simpson	1-5 players
vs. Richmond (11/20)	W 64-59	Simpson	Williams	Hadley	da Silva	Lampkin	23-Simpson	8-da Silva	3-Hadley	4-Hadley	1-Hammond/Hadley
vs. Florida State (11/21)	L 71-77 OT	Simpson	Wiliams	Hadley	da Silva	Lampkin	17-Williams	11-Lampkin	4-Lampkin	3-da Silva	1-da Silva
IONA (11/26)	W 85-68	Simpson	Williams	Hadley	da Silva	Lampkin	17-da Silva	7-Lampkin/O'Brien	5-Simpson	2-O'Brien	0
at Colorado State (11/29)	L 83-88	Simpson	Williams	Hadley	da Silva	Lampkin	30-Simpson	8-da Silva	4-Simpson	2-Simpson	0
PEPPERDINE (12/3)	W 91-66	Simpson	Williams	Hadley	da Silva	Lampkin	22-da Silva	10-Lampkin	4-KS/JH/LO	2-Hadley	1-JH/LO/BD
vs. Miami (Fla.) (12/10)	W 90-63	Simpson	Hammond	Hadley	da Silva	Lampkin	22-da Silva	10-da Silva	***9-da Silva***	4-Simpson	1-O'Brien
NORTHERN COLORADO (12/15)	W 90-68	Simpson	O'Brien	Hadley	da Silva	Lampkin	21-Simpson	10-Lampkin	6-Hadley/Lampkin	***5-Simpson***	0
UTAH TECH (12/21)	W 98-71	Simpson	O'Brien	Hadley	da Silva	Lampkin	23-Simpson	10-Lampkin	6-Simpson	3-Hadley/Simpson	1-TD/EL/AD
*WASHINGTON (12/29)	W 73-69	Simpson	Hammond	O'Brien	Hadley	Lampkin	21-Simpson	***12-Lampkin***	7-Simpson	3-Simpson	1-Lampkin/O'Brien
*WASHINGTON STATE (12/31)	W 74-67	Simpson	Hammond	O'Brien	Hadley	Lampkin	***34-Simpson***	6-Hammond/Lampkin	3-Hadley	2-Hammond	1-Hadley/Hammond
*at Arizona (1/4)	L 50-97	Simpson	Hammond	O'Brien	Hadley	Lampkin	11-Ruffin	7-Simpson	3-Hadley/Lampkin	1-4 players	1-Ruffin/Carrington
*at Arizona State (1/6)	L 73-76	Simpson	O'Brien	Hadley	da Silva	Lampkin	23-Simpson	6-Lampkin	4-Simpson	2-O'Brien	1-Hadley
*at California (1/10)	L 78-82	Simpson	Williams	Hadley	da Silva	Lampkin	22- Lampkin	11-Lampkin	3-Lampkin/Simpson	2-Simpson	2-Williams
*USC (1/13)	W 68-58	Simpson	Williams	Hadley	da Silva	Lampkin	15-Hadley	9-Hadley	4-da Silva/Simpson	3-Simpson	2-Williams
*OREGON (1/18)	W 86-70	Simpson	Williams	Hadley	da Silva	Lampkin	23-Williams	8-da Silva	5-Simpson	3-Simpson	2-Hadley/Williams
*OREGON STATE (1/20)	W 90-57	Simpson	O'Brien	Williams	da Silva	Lampkin	19-da Silva	8-Lampkin	5-Hammond	2-Williams	1-Diop/O'Brien
*at Washington (1/24)	W 98-81	Simpson	Williams	Hadley	da Silva	Lampkin	24-Hadley	10-Lampkin	8-Simpson	3-Simpson	1-4 players
*at Washington State (1/27)	L 69-78	Simpson	Williams	Hadley	da Silva	Lampkin	25-Simpson	8-Simpson	3-da Silva	1-CW/JH/KS	1-da Silva
*at Utah (2/3)	L 68-73	Simpson	Hammond	Hadley	da Silva	Lampkin	25-Simpson	10-Lampkin	4-Hammond/Lampkin	2-TD/KS/JH	1-da Silva
*ARIZONA STATE (2/8)	W 82-70	Simpson	Williams	Hadley	da Silva	Lampkin	19-Hadley	11-Hadley	8-Simpson	3-Lampkin	1-Williams
*ARIZONA (2/10)	L 79-99	Simpson	Williams	Hadley	da Silva	Lampkin	20-da Silva/Simpson	6-Hadley	***9-Simpson***	2-Simpson	***3-Williams***
*at UCLA (2/15)	L 64-60	Simpson	Williams	Hadley	da Silva	Lampkin	18-Williams	7-Simpson	5-Simpson	1-Simpson/Hammond	1-da Silva/Simpson
*at USC (2/17)	W 92-89 2OT	Simpson	Williams	Hadley	da Silva	Lampkin	30-Simpson	10-Hadley	5-Simpson	2-da Silva/Hadley	1-O'Brien/Williams
*UTAH (2/24)	W 89-65	Simpson	Williams	Hadley	da Silva	Lampkin	28-Simpson	9-Hadley	4-da Silva/Hadley	1-TD/KS/LO	1-da Silva/Diop
*CALIFORNIA (2/28)	W 88-78	Simpson	O'Brien	Hadley	da Silva	Lampkin	27-Simpson	8-Lampkin	8-Simpson	4-Simpson	1-da Silva
*STANFORD (3/3)	W 81-71	Simpson	O'Brien	Hadley	da Silva	Lampkin	27-da Silva	11-da Silva	7-Simpson	2-da Silva	2-Dak
*at Oregon (3/7)	W 79-75	Simpson	O'Brien	Hadley	da Silva	Lampkin	22-da Silva	***12-Hadley***	6-Simpson	2-da Silva/Simpson	1-Dak/O'Brien
*at Oregon State (3/9)	W 73-57	Simpson	O'Brien	Hadley	da Silva	Lampkin	17-Lampkin	11-Lampkin	7-Simpson	2-da Silva	***3-da Silva***

Starting Combinations	Record
Simpson, Williams, Hadley, da Silva, Lampkin	10-6
Simpson, O'Brien, Hadley, da Silva, Lampkin	7-1
Simpson, Hammond, O'Brien, Hadley, Lampkin	2-1
Simpson, Hammond, Hadley, da Silva, Lampkin	1-1
Simpson, O'Brien, Hadley, Williams, da Silva	1-0
Simpson, O'Brien, Williams, da Silva, Lampkin	1-0

Double-Doubles - 14

Eddie Lampkin Jr - 8
14 pts, 12 reb vs. Milwaukiee (11/14)
10 pts, 10 reb vs. Northern Colorado (12/15)
16 pts, 10 reb vs. Utah Tech (12/21)
17 pts, 12 reb vs. Washington (12/29)
22 pts, 11 reb at California (1/10)
14 pts, 10 reb at Washington (1/24)
11 pts, 10 reb at Utah (2/3)
17 pts, 11 reb at Oregon State (3/9)

J'Vonne Hadley - 3
19 pts, 11 reb vs. Arizona State (2/8)
13 pts, 10 reb at USC (2/17)
20 pts, 12 reb at Oregon (3/7)

Tristan da Silva - 2
22 pts, 10 reb vs. Miami (12/10)
27 pts, 11 reb vs. Stanford (3/3)

KJ Simpson - 1
21 pts, 10 reb vs. Washington (12/29)

20-Point Games - 33

KJ Simpson - 18
22 vs. Towson (11/6)
23 vs. Milwaukee (11/14)
23 vs. Richmond (11/20)
30 at Colorado State (11/29)
20 vs. Miami (12/10)
21 vs. Northern Colorado (12/15)
23 vs. Utah Tech (12/21)
21 vs. Washington (12/29)
34 vs. Washington State (12/31)
23 at Arizona State (1/6)
22 vs. Oregon (1/18)
25 at Washington State (1/27)
25 at Utah (2/3)
20 vs. Arizona (2/10)
30 at USC (2/17)
28 vs. Utah (2/24)
27 vs. California (2/28)
22 vs. Stanford (3/3)

Tristan da Silva - 8
21 vs. Grambling State (11/10)
22 vs. Pepperdine (12/3)
22 vs. Miami (12/10)
20 at California (1/10)
20 vs. Arizona (2/10)
22 vs. California (2/28)
27 vs. Stanford (3/3)
22 at Oregon (3/7)

Cody Williams - 3
21 at Colorado State (11/29)
21 vs. Pepperdine (12/3)
23 vs. Oregon (1/18)

J'Vonne Hadley - 3
24 at Washington (1/24)
20 vs. Utah (2/24)
20 at Oregon (3/7)

Eddie Lampkin - 1
22 at California (1/10)

10-Rebound Games - 16

Eddie Lampkin Jr - 10
12 vs. Milwaukee (11/14)
11 vs. Florida State (11/21)
10 vs. Pepperdine (12/3)
10 vs. Northern Colorado (12/15)
10 vs. Utah Tech (12/21)
12 vs. Washington (12/29)
11 at California (1/10)
10 at Washington (1/24)
10 at Utah (2/3)
11 at Oregon State (3/9)

J'Vonne Hadley - 3
11 vs. Arizona State (2/8)
10 at USC (2/17)
12 at Oregon (3/7)

Tristan da Silva - 2
10 vs. Miami (12/10)
vs. Stanford (3/3)

KJ Simpson - 1
10 vs. Washington (12/29)

5-Assist Games - 22

KJ Simpson - 16
8 vs. Grambling State (11/10)
6 vs. Milwaukee (11/14)
5 vs. Iona (11/26)
5 vs. Miami (12/10)
6 vs. Utah Tech (12/21)
7 vs. Washington (12/29)
5 vs. Oregon (1/18)
8 at Washington (1/24)
8 vs. Arizona State (2/8)
9 vs. Arizona (2/10)
5 at UCLA (2/15)
5 at USC (2/17)
8 vs. California (2/28)
7 vs. Stanford (3/3)
6 at Oregon (3/7)
7 at Oregon State (3/9)

Tristan da Silva - 2
9 vs. Miami (12/10)
6 vs. California (2/28)

Julian Hammond III - 2
6 vs. Grambling State (11/10)
5 vs. Oregon State (1/20)

J'Vonne Hadley - 1
6 vs. Northern Colorado (12/15)

Eddie Lampkin Jr - 1
6 vs. Northern Colorado (12/15)

Scoring Double-Digits	'23-24	Career
Tristan da Silva	27	72
K.J. Simpson	29	64
J'Vonne Hadley	21	28
Eddie Lampkin Jr.	18	18
Julian Hammond III	8	18
Luke O'Brien	8	16
Cody Williams	13	13
Javon Ruffin	1	7
Assane Diop	1	1
RJ Smith	1	1

Double-Digit Rebounding Games	'23-24	Career
Eddie Lampkin Jr.	10	10
J'Vonne Hadley	3	5
Luke O'Brien	0	5
Tristan da Silva	2	4
K.J. Simpson	1	2

Double-Doubles	'23-24	Career
Eddie Lampkin Jr.	8	8
Tristan da Silva	2	4
J'Vonne Hadley	3	3
K.J. Simpson	1	2
Luke O'Brien	0	2

20-Point Games	'23-24	Career
KJ Simpson	18	25
Tristan da Silva	8	20
Cody Williams	3	3
J'Vonne Hadley	3	3
Eddie Lampkin Jr.	1	1
Julian Hammond III	0	1

Led in Scoring	'23-24	Career
K.J. Simpson	15	31
Tristan da Silva	8	25
J'Vonne Hadley	3	5
Cody Williams	3	3
Julian Hammond III	0	3
Eddie Lampkin Jr.	2	2
Javon Ruffin	1	1

Rebounding Leaders	'23-24	Career
Eddie Lampkin Jr.	16	16
J'Vonne Hadley	8	16
Luke O'Brien	1	13
Tristan da Silva	5	12
K.J. Simpson	3	7
Julian Hammond III	1	2

Assist Leaders	'23-24	Career
K.J. Simpson	20	59
Tristan da Silva	5	15
Julian Hammond III	4	15
J'Vonne Hadley	5	9
Eddie Lampkin Jr.	5	5
Luke O'Brien	1	5

Steal Leaders	'23-24	Career
K.J. Simpson	18	40
Tristan da Silva	7	30
Julian Hammond III	4	16
J'Vonne Hadley	6	13
Luke O'Brien	5	13
Javon Ruffin	0	3
Eddie Lampkin Jr.	2	2
Cody Williams	2	2
Harrison Carrington	1	1

Block Leaders	'23-24	Career
Tristan da Silva	11	29
Luke O'Brien	8	17
J'Vonne Hadley	6	11
K.J. Simpson	2	8
Cody Williams	7	7
Assane Diop	4	4
Julian Hammond III	3	4
Bangot Dak	3	3
Javon Ruffin	1	3
Eddie Lampkin Jr.	2	2
Harrison Carrington	1	1

Career Games	Starts	Played
Tristan da Silva	92	118
Luke O'Brien	23	105
K.J. Simpson	60	92
Julian Hammond III	15	88
J'Vonne Hadley	49	52
Javon Ruffin	2	38
Eddie Lampkin	30	31
Assane Diop	0	30
Cody Williams	18	18
Bangot Dak	0	17
Harrison Carrington	0	13
Joe Hurlburt	0	10
RJ Smith	0	7
Jack Pease	0	3
Greg Gerhardt	0	1

THE LAST TIME … INDIVIDUAL

20-29 Points: 22, Tristan da Silva; 20, J'Vonne Hadley at Oregon (March 7, 2024)
30-39 Points 30, KJ Simpson at USC (Feb. 17, 2024)
40-Plus Points 43, Askia Booker at USC, 3 ots (Jan. 29, 2015)

Two 20-point Scorers in Same Game: 22, Tristan da Silva; 20, J'Vonne Hadley at Oregon (March 7, 2024)

Three 20-point Scorers Same Game: Xavier Johnson (27), Josh Scott (21), Askia Booker (20) vs. Washington (Feb. 9, 2014)

Five Double-Figure Scorers in Same Game: at Oregon State (March 9, 2024): Eddie Lampkin Jr (17), J'Vonne Hadley (15), KJ Simpson (15), Tristan da Silva (12), Luke O'Brien (10).

Six Double-Figure Scorers in Same Game: vs. Oregon State (Jan. 20, 2024): Tristan da Silva (19), Eddie Lampkin Jr (17), Cody Williams (16), KJ Simpson (13), Assane Diop (10), Luke O'Brien (10).

Seven Double-Figure Scorers in Same Game: vs Iona (Dec. 29, 2019): D'Shawn Schwartz (14), McKinley Wright IV (13), Evan Battey (12), Lucas Siewert (12), Tyler Bey (11), Maddox Daniels (10), Daylen Kountz (10).

Double-Double: Eddie Lampkin Jr., 17 points, 11 rebounds at Oregon State (March 9, 2024)

CU Pair w/Double-Double Same Game: Eddie Lampkin Jr, 17 points, 12 rebounds; KJ Simpson, 21 points, 10 rebounds vs. Washington (Dec. 29, 2023)

Triple-Double: David Harrison (20 points, 10 rebounds, 11 blocks) vs. Nebraska (Mar. 8, 2003)

20+ Rebounds: 20, Andre Roberson Stanford (Jan. 27, 2013)
15+ Rebounds: 15, Tristan da Silva at Oregon State (Jan. 28, 2023)
10+ Rebounds: 11, Eddie Lampkin Jr. at Oregon State (March 9, 2024)

Pair with 15+ rebounds in same game: Andre Roberson (15) & Alec Burks (15) vs. Iowa State (Mar. 9, 2011, at Kansas City)

10+ Assists: 13, McKinley Wright IV vs. Georgetown (Mar. 20, 2021)
5+ Steals: 5, KJ Simpson vs. Northern Colorado (Dec. 15, 2023)
6+ 3-Point FGs Made: 6, KJ Simpson at USC (Feb. 17, 2024)
5+ Blocked Shots: 5, Tyler Bey vs. Loyola Marymount (Dec. 4, 2019)

THE LAST TIME … TEAM

100+ Points: 106 vs. Milwaukee (Nov. 14, 2023)
Sub-50 Points: 43 at Washington State (Jan. 30, 2022)
Sub-40 Points: 33, at Wyoming (56), (Nov. 22, 2014)

Shot 60%+: 60.9 vs. Iona (Nov. 26, 2023)
Shot Sub-35%: 34.7 vs. Florida State (Nov. 21, 2023)

30+ Free Throws: 30 vs. Stanford (Feb. 8, 2020)
10+ 3-Point Field Goals: 11 vs. Stanford (March 3, 2024)

50+ Rebounds: 55 vs. Oregon (Mar. 10, 2022)
25+ Assists: 28 vs. Miami (Dec. 10, 2023)

15+ Steals: 15 vs. USC (Jan. 10, 2013)
10+ Blocked Shots: 10 at Utah (March 5, 2016)

Sub-6 Turnovers: 4 vs. Utah (Feb. 24, 2024

COLORADO - PLAYER GAME HIGHS

POINTS	34	KJ Simpson vs. WSU (12/31/23)
	30	KJ Simpson at USC (2/17/24)
	30	KJ Simpson at CSU (11/29/23)
	28	KJ Simpson vs. UTAH (2/24/24)
	27	Tristan da Silva vs. STAN (3/3/24)
	27	KJ Simpson vs. CAL (2/28/24)
FG MADE	11	Tristan da Silva vs. STAN (3/3/24)
	10	4 times
	last by KJ Simpson vs. UTAH (2/24/24)	
FG ATTEMPTS	22	KJ Simpson at UTAH (2/3/24)
	22	KJ Simpson vs. FSU (11/21/23)
	18	Tristan da Silva vs. STAN (3/3/24)
	18	KJ Simpson vs. WSU (12/31/23)
FG %	1.000 (5-5) Tristan da Silva vs. PU (12/3/23)	
	1.000 (4-4) Julian Hammond III at CSU (11/29/23)	
	.889 (8-9) Cody Williams at UCLA (2/15/24)	
	.857 (6-7) 4 times	
	last by J'Vonne Hadley at ASU (1/6/24)	
3 PT FG MADE	6	KJ Simpson at USC (2/17/24)
	5	Tristan da Silva vs. STAN (3/3/24)
	5	KJ Simpson vs. STAN (3/3/24)
	5	KJ Simpson vs. UTAH (2/24/24)
	5	KJ Simpson vs. UTU (12/21/23)
3 PT FG ATT	10	Tristan da Silva vs. STAN (3/3/24)
	9	KJ Simpson vs. STAN (3/3/24)
	9	KJ Simpson at USC (2/17/24)
	8	5 times
	last by KJ Simpson vs. UTAH (2/24/24)	
3 PT FG %	1.000 (4-4) J'Vonne Hadley at ORE (3/7/24)	
	1.000 (3-3) Tristan da Silva vs. IONA (11/26/23)	
	1.000 (2-2) 5 times	
	last by J'Vonne Hadley vs. ASU (2/8/24)	
FT MADE	13	KJ Simpson vs. WSU (12/31/23)
	10	KJ Simpson at WASH (1/24/24)
	10	Tristan da Silva vs. PU (12/3/23)
	9	KJ Simpson vs. CAL (2/28/24)
	9	KJ Simpson at CSU (11/29/23)
	9	KJ Simpson vs. RICH (11/20/23)
FT ATTEMPTS	14	KJ Simpson vs. WSU (12/31/23)
	12	KJ Simpson vs. WASH (12/29/23)
	12	Eddie Lampkin Jr vs. WASH (12/29/23)
	11	KJ Simpson vs. CAL (2/28/24)
	11	KJ Simpson at WASH (1/24/24)
FT %	1.000 (10-10) Tristan da Silva	
	1.000 (9-9) KJ Simpson at CSU (11/29/23)	
	1.000 (8-8) J'Vonne Hadley at ARIZ (2/10/24)	
	1.000 (8-8) KJ Simpson at WSU (1/27/24)	
	1.000 (7-7) Tristan da Silva vs. CAL (2/28/24)	
	1.000 (7-7) J'Vonne Hadley vs. ASU (2/8/24)	
REBOUNDS	12	J'Vonne Hadley at ORE (3/7/24)
	12	Eddie Lampkin Jr vs. WASH (12/29/23)
	12	Eddie Lampkin Jr vs. MKE (11/14/23)
	11	5 times
	last by Eddie Lampkin Jr at OSU (3/9/24)	
ASSISTS	9	KJ Simpson at ARIZ (2/10/24)
	9	Tristan da Silva vs. UM (12/10/23)
	8	4 times
	last by KJ Simpson vs. CAL (2/28/24)	
STEALS	5	KJ Simpson vs. UNC (12/15/23)
	4	KJ Simpson vs. CAL (2/28/24)
	4	KJ Simpson vs. UM (12/10/23)
	4	J'Vonne Hadley vs. RICH (11/20/23)
BLOCKS	3	Tristan da Silva at OSU (3/9/24)
	3	Cody Williams at ARIZ (2/10/24)
	2	8 times
	last by Bangot Dak vs. STAN (3/3/24)	
TURNOVERS	8	Eddie Lampkin Jr. at UTAH (2/3/24)
	8	KJ Simpson at ARIZ (1/4/24)
	7	Cody Williams at USC (2/17/24)
	6	Tristan da Silva vs. FSU (11/21/23)
FOULS	5	Eddie Lampkin Jr. vs. STAN (3/3/24)
	5	Tristan da Silva at UTAH (2/3/24)
	5	Luke O'Brien at ASU (1/6/24)

OPPONENT - PLAYER GAME HIGHS

POINTS	30	Boogie Ellis at USC (2/17/24)
	30	Jaylon Tyson at CAL (1/10/24)
	27	Saint Thomas vs. UNC (12/15/23)
	26	Maxime Raynaud vs. STAN (3/3/24)
	26	Tra'Michael Moton vs. GSU (11/10/23)
FG MADE	10	6 times
	last by Dante, Shelstad at ORE (3/7/24)	
FG ATTEMPTS	22	Saint Thomas vs. UNC (12/15/23)
	21	Sahvir Wheeler vs. WASH (12/29/23)
	19	Jaylon Tyson vs. CAL (2/28/24)
	19	Boogie Ellis at USC (2/17/24)
	19	Isaiah Collier at USC (2/17/24)
FG %	1.000 (10-10) N'Faly Dante at ORE (3/7/24)	
	1.000 (7-7) Isaac Jones vs. WSU (12/31/23)	
	1.000 (4-4) Keshad Johnson at ARIZ (1/4/24)	
	.875 (7-8) Motiejus Krivas at ARIZ (1/4/24)	
	.833 (5-6) Theo Hughes vs. UNC (12/15/23)	
	.833 (5-6) Dji Bailey vs. RICH (11/20/23)	
3-PT FG MADE	5	Boogie Ellis at USC (2/17/24)
	5	Zach Howell vs. MKE (11/14/23)
	4	6 times
	last by Caleb Love at ARIZ (2/10/24)	
3 PT FG ATT	12	Jallen Cone at CAL (1/10/24)
	11	Kanaan Carlyle vs. STAN (3/3/24)
	11	Moses Wood vs. WASH (12/29/23)
	10	Darin Green Jr vs. FSU (11/21/23)
3 PT FG %	1.000 (3-3) Dylan Saunders vs. IONA (11/26/23)	
	1.000 (2-2) 4 times	
	last by Maxime Raynaud vs. STAN (3/3/24)	
FT MADE	7	Jaylon Tyson at CAL (1/10/24)
	7	Isaiah Stevens at CSU (11/29/23)
	7	Tra'Michael Moton vs. GSU (11/10/23)
	6	Oumar Ballo at ARIZ (2/10/24)
	6	Josiah Lake II vs. OSU (1/20/24)
	6	Jordan King vs. RICH (11/20/23)
FT ATTEMPTS	9	Jalen Warley vs. FSU (11/21/23)
	8	5 times
	last by Oumar Ballo at ARIZ (2/10/24)	
FT %	1.000 (7-7) Jaylon Tyson at CAL (1/10/24)	
	1.000 (6-6) Josiah Lake II vs. OSU (1/20/24)	
	1.000 (5-5) 4 times	
	last by Jaylon Tyson vs. CAL (2/28/24)	
REBOUNDS	13	Oumar Ballo at ARIZ (2/10/24)
	12	N'Faly Dante at ORE (3/7/24)
	12	Maxime Raynaud vs. STAN (3/3/24)
	11	4 times
	last by Fardaws Aimaq vs. CAL (2/28/24)	
ASSISTS	11	Isaiah Stevens at CSU (11/29/23)
	9	Isaiah Collier at USC (2/17/24)
	9	Deivon Smith at UTAH (2/3/24)
	7	Koren Johnson at WASH (1/24/24)
	7	Sahvir Wheeler vs. WASH (12/29/23)
STEALS	5	Jalen Celestine vs. CAL (2/28/24)
	4	5 times
	last by Kobe Johnson at USC (2/17/24)	
BLOCKS	5	N'Faly Dante at ORE (3/7/24)
	5	Joshua Morgan at USC (2/17/24)
	4	Fardaws Aimaq vs. CAL (2/28/24)
	3	5 times
	last by Maxime Raynaud vs. STAN (3/3/24)	
TURNOVERS	8	Deivon Smith at UTAH (2/3/24)
	6	Wooga Poplar vs. UM (12/10/23)
	6	Jamir Watkins vs. FSU (11/21/23)
	5	Fardaws Aimaq vs. CAL (2/28/24)
	5	Markeith Browning II vs. MKE (11/14/23)
FOULS	5	12 times
	last by Joshua Morgan at USC (2/17/24)	

COLORADO - GAME HIGHS

POINTS	106	vs. Milwaukee (11/14/23)
	98	at Washington (1/24/24)
	98	vs. Utah Tech (12/21/23)
FG MADE	37	vs. Miami (12/10/23)
	37	vs. Milwaukee (11/14/23)
FG ATTEMPTS	72	vs. Florida State (11/21/23)
	71	vs. Northern Colorado (12/15/23)
FG %	.608 (31-51)	vs. Iona (11/26/23)
	.587 (37-63)	vs. Miami (12/10/23)
3 PT FG MADE	13	vs. Milwaukee (11/14/23)
	11	vs. Stanford (3/3/24)
3 PT FG ATT	27	vs. Northern Colorado (12/15/23)
	25	vs. Stanford (3/3/24)
3 PT FG %	.650 (13-20)	vs. Milwaukee (11/14/23)
	.538 (7-13)	vs. Pepperdine (12/3/23)
FT MADE	26	vs. Arizona State (2/8/24)
	26	at Washington (1/24/24)
FT ATTEMPTS	29	3 times
	last vs. California (2/28/24)	
FT %	.929 (26-28)	at Washington (1/24/24)
	.905 (19-21)	at Colorado State (11/29/23)
REBOUNDS	49	vs. Washington (12/29/23)
	47	at USC (2/17/24)
ASSISTS	28	vs. Miami (12/10/23)
	28	vs. Grambling State (11/10/23)
STEALS	11	vs. Miami (12/10/23)
	9	6 times (last at Utah, 2/3/24)
BLOCKED SHOTS	6	vs. Arizona (2/10/24)
	6	vs. Towson (11/6/23)
TURNOVERS	21	at USC (2/17/24)
	20	vs. Florida State (11/21/23)
FOULS	21	at Colorado State (11/29/23)
	19	vs. Florida State (11/21/23)

OPPONENT - GAME HIGHS

POINTS	99	vs. Arizona (2/10/24)
	97	at Arizona (1/4/24)
FG MADE	40	at Arizona (1/4/24)
	36	vs. Arizona (2/10/24)
FG ATTEMPTS	73	at USC (2/17/24)
	73	vs. Milwaukee (11/14/23)
FG %	.563 (40-71)	at Arizona (1/4/24)
	.541 (33-61)	at Washington (1/24/24)
3-PT FG MADE	14	at California (1/10/24)
	11	at Arizona (1/4/24)
	11	vs. Milwaukee (11/14/23)
3 PT FG ATT	34	vs. Milwaukee (11/14/23)
	31	vs. California (2/28/24)
3 PT FG %	.550 (11-20)	at Arizona (1/4/24)
	.467 (14-30)	at California (1/10/24)
FT MADE	25	at Colorado State (11/29/23)
	18	at Arizona State (1/6/24)
FT ATTEMPTS	31	at Colorado State (11/29/23)
	27	at Arizona State (1/6/24)
FT %	.867 (13-15)	vs. Miami (12/10/23)
	.818 (9-11)	vs. USC (1/13/24)
REBOUNDS	45	at Arizona (1/4/24)
	40	at Washington State (1/27/24)
	40	vs. USC (1/13/24)
ASSISTS	22	at USC (2/17/24)
	19	at Arizona (1/4/24)
STEALS	17	vs. Florida State (11/21/23)
	11	at USC (2/17/24)
	11	at Arizona State (1/6/24)
BLOCKED SHOTS	8	at USC (2/17/24)
	8	at Arizona State (1/6/24)
TURNOVERS	20	vs. Miami (12/10/23)
	18	vs. Florida State (11/21/23)
FOULS	24	vs. Arizona State (2/8/24)
	23	vs. Arizona (2/10/24)

COLORADO - GAME LOWS

POINTS	50	at Arizona (1/4/24)
	60	at UCLA (2/15/24)
FG MADE	20	at Arizona (1/4/24)
	20	vs. Richmond (11/20/23)
FG ATTEMPTS	46	at UCLA (2/15/24)
	47	vs. Richmond (11/20/23)
FG %	.347 (25-72)	vs. Florida State (11/21/23)
	.364 (20-55)	at Arizona (1/4/24)
3 PT FG MADE	3	vs. Richmond (11/20/23)
	4	3 times (last at Arizona, 1/4/24)
3 PT FG ATT	9	vs. Washington State (12/31/23)
	10	vs. Richmond (11/20/23)
3 PT FG %	.250 (5-20)	vs. Florida State (11/21/23)
	.267 (4-15)	at Arizona (1/4/24)
FT MADE	4	vs. Stanford (3/3/24)
	6	at UCLA (2/15/24)
	6	at Arizona (1/4/24)
FT ATTEMPTS	9	vs. Stanford (3/3/24)
	10	at UCLA (2/15/24)
	10	at Arizona (1/4/24)
FT %	.444 (4-9)	vs. Stanford (3/3/24)
	.538 (7-13)	at Oregon (3/7/24)
REBOUNDS	25	at Arizona (1/4/24)
	29	at UCLA (2/15/24)
ASSISTS	6	at Washington State (1/27/24)
	6	at Colorado State (11/29/23)
STEALS	2	at UCLA (2/15/24)
	3	vs. Utah (2/24/24)
	3	at Washington State (1/27/24)
BLOCKED SHOTS	0	vs. Northern Colorado (12/15/23)
	0	at Colorado State (11/29/23)
	0	vs. Iona (11/26/23)
TURNOVERS	4	vs. Utah (2/24/24)
	7	at Oregon State (3/9/24)
FOULS	9	at Oregon (3/7/24)
	10	at Arizona (1/4/24)

OPPONENT - GAME LOWS

POINTS	57	at Oregon State (3/9/24)
	57	vs. Oregon State (1/20/24)
	57	vs. Towson (11/6/23)
FG MADE	19	vs. Towson (11/6/23)
	20	vs. Oregon State (1/20/24)
FG ATTEMPTS	49	vs. Miami (12/10/23)
	51	vs. Richmond (11/20/23)
FG %	.333 (20-60)	vs. Oregon State (1/20/24)
	.352 (19-54)	vs. Towson (11/6/23)
3-PT FG MADE	3	vs. Oregon State (1/20/24)
	3	vs. Northern Colorado (12/15/23)
3 PT FG ATT	11	at Oregon State (3/9/24)
	12	at UCLA (2/15/24)
3 PT FG %	.143 (3-21)	vs. Northern Colorado (12/15/23)
	.174 (4-23)	vs. Utah (2/24/24)
FT MADE	4	at Oregon (3/7/24)
	6	at Arizona (1/4/24)
	6	vs. Washington State (12/31/23)
FT ATTEMPTS	6	at Oregon (3/7/24)
	8	vs. Washington State (12/31/23)
FT %	.538 (7-13)	vs. Utah (2/24/24)
	.556 (10-18)	at Washington (1/24/24)
REBOUNDS	21	vs. Utah Tech (12/21/23)
	21	vs. Miami (12/10/23)
	21	at Colorado State (11/29/23)
ASSISTS	5	vs. Towson (11/6/23)
	6	4 times (last at Oregon State, 3/9/24)
STEALS	2	vs. Utah (2/24/24)
	4	3 times (last at Oregon State, 3/9/24)
BLOCKED SHOTS	0	vs. Northern Colorado (12/15/23)
	0	vs. Iona (11/26/23)
TURNOVERS	5	at UCLA (2/15/24)
	5	at California (1/10/24)
FOULS	11	vs. USC (1/13/24)
	12	at UCLA (2/15/24)
	12	vs. Miami (12/10/23)

2023-24 Colorado Men's Basketball Radio/TV Roster

0 Luke O'Brien
6-8, 222, Sr., G
Littleton, Colo.

1 J'Vonne Hadley
6-6, 205, Sr., G
St. Paul, Minn..

2 KJ Simpson
6-2, 189, Jr., G
Panorama City, Calif.

3 Julian Hammond III
6-2, 193, Jr., G
Denver, Colo.

5 RJ Smith
6-3, 186, Fr., G
Chino, Calif.

10 Cody Williams
6-8, 190, Fr., F
Gilbert, Ariz.

11 Javon Ruffin
6-5, 201, So., G
New Orleans, La.

12 Bangot Dak
6-11, 180, Fr., F
Lincoln, Neb.

13 Courtney Anderson, Jr.
6-5, 182, Fr., G
Vallejo, Calif.

23 Tristan da Silva
6-9, 220, Sr., F
Munich, Germany



24 Joe Hurlburt
6-11, 235, Fr., F
Enderlin, N.D.

30 Greg Gerhardt
6-10, 218, Fr., F
Superior, Colo.

31 Harrison Carrington
6-7, 209, Fr., G/F
Menlo Park, Calif.

34 Jack Pease
6-0, 170, So., G
Dallas, Texas

35 Assane Diop
6-8, 210, Fr., F
Dakar, Senegal

40 Grady Whitt
6-3, 170, Fr., G
Raleigh, N.C.

44 Eddie Lampkin, Jr.
6-11, 265, Sr., C
Houston, Texas

Tad Boyle
Head Coach
14th Season

Mike Rohn
Associate Head Coach
14th Season

Bill Grier
Assistant Coach
Eighth Season

Rick Ray
Assistant Coach
Fourth Season

Bill Cartun
Assistant Coach
14th Season

Zach Ruebesam
Assistant Coach
Third Season