



UNIVERSITY OF COLORADO BUFFALOES / SPORTS INFORMATION SERVICE

2150 Stadium Drive (574 Champions Center), 357 UCB, Boulder, CO 80309-0357

Telephone 303/492-5626 (FAX: 303/492-3811; E-mail (FB contacts): david.plati@colorado.edu; jason.clay@colorado.edu)

David Plati (Associate AD/SID), Jason Clay (Associate SID), Troy Andre (Associate SID/CUBuffs.com M.E.), Linda Sprouse (Associate SID), Andy Schlichting (Assistant SID), Maggie Still (Assistant SID), Neill Woelk (Contributing Editor/CUBuffs.com), Ryan Megay (Grad Asst/Football)

www.CUBuffs.com

© 2017 CU Athletics

2017 COLORADO BUFFALO FOOTBALL WEEKLY RELEASE, NOTES & STATISTICS

2017 COLORADO SEASON NOTES

RELEASE NUMBER 13 (Updated February 7, 2018)

CUBUFFS.COM

BUFFALO BITS ...

The **Colorado Buffaloes** closed out their 128th season of intercollegiate football with a 5-7 record, which included a 2-7 mark in Pac-12 play ... Looking at preliminary numbers for 2017, Colorado will return **49** lettermen for the 2017 season, including **11** starters (five offense, six defense) and both kicking specialists; four others with significant starting experience will also return, as will 23 others with significant game experience ... Colorado has not had a true freshman start a game over the last two seasons; the last it had happened was in 2001, and the last time it happened two years in a row was in 1989 and 1990 ... In the season finale, **Mike MacIntyre** coached his **100th** career game as a head coach (63 games at Colorado, 37 at San Jose State), and it was

No. 100 for **Darian Hagan** as an assistant coach (two stints at CU) ... The Buffaloes played eight bowl teams in 2017, as all eight opponents with 6-6 records or better earned invitations, tied for the 16th most in the nation ...

Spring Practice: CU will start (15 sessions) on Friday, Feb. 23; the spring showcase is set for **Saturday, March 17** with a 1 p.m. start time (the Pac-12 Networks will carry it live), and practices will end on March 23 ... The Pac-12 released the 2018 schedules earlier than in the past (in November); Colorado's slate next season is on page 5 of these notes ... **CUBuffs.com/media** as your one stop for everything, including our on-line media guide and live stats.

FINAL DEPTH CHART ON PAGE 77; ROSTERS ON PAGES 78-80

STAT OF THE WEEK

QB Steven Montez threw for over **300** yards four times in 2017, including in three of the last four games, three of which came in a row (Cal, Arizona State, USC), a CU record for the most consecutive games with 300 yards passing. The four total games this season was just one off of tying the school record of five that Montez's predecessor, Sefo Liufau, set in 2014 (Koy Detmer had four in 1996). When analyzing Montez by down, his stats were consistent:

Down	Att-Com-Int	Pct.	Yards	att. comp.	TD	Long	Sacked	Rating
First	153- 95- 3	62.1	1,268	8.3 13.3	6	65t	10/67	140.7
Second.....	126- 74- 2	58.7	960	7.6 13.0	5	79t	10/77	132.7
Third/Fourth....	98- 59- 4	60.2	747	7.6 12.7	7	39	15/81	139.6
Totals	377-228- 9	60.5	2,975	7.9 13.0	18	79t	35/225	137.7



OBSOLETE NOTE OF THE YEAR

68.8. That was CU's conversion percentage on 3rd-&-4, or 11-of-16, the best percentage on any down other than first in 2017 (which was 79.3, 23-of-29). It was also the best percentage in any situation of 3rd-&-3 or longer since 2010, when the Buffs were 9-of-13 (69.2) on 3rd-&-4; then you have to go back to 2004, when CU was also 9-of-13 on 3rd-&-4. In 2016, CU's best down with four or more yards to go was on 3rd-&-6 plays, when the Buffs were 9-of-17 (or 52.9 percent). The benchmark in this stat remains in 1989, when the Buffs were 30-of-30 on 3rd-&-1 and didn't miss until the Orange Bowl (which if replay had existed, wouldn't have happened then, either).

TWO SET TO TRANSFER

Two players have been granted releases to transfer, sophomore **WR Johnny Huntley** and senior **WR Lee Walker**. In Walker's case, he is graduating this week and can go to any school that offers a major field of study that CU doesn't offer. Both saw very limited action at their position but were on several special team units.

2017 COLORADO SCHEDULE & RESULTS (5-7, 2-7 Pac-12)

		2017							
Date	CU* Opponent	Opp*	TV	Result/Time	Record	Series	This-N-That or '16 rewind		
Sept. 1	RV Colorado State (N; Denver)	NR	PAC12	W 17-3	7-6	65-22-2	Buff go up 17-0 early, play first scoreless second half in eight seasons		
SEPT. 9	RV TEXAS STATE	NR	PAC12	W 37-3	2-9	1- 0-0	Second straight game not allowing a TD a first to open a season since 1958		
SEPT. 16	RV NORTHERN COLORADO	NR	PAC12	W 41-21	3-7	10- 2-0	CU wins first meeting with former in-state rival since 1934 game in Greeley		
SEPT. 23	RV + WASHINGTON (N)	7	FS-1	L 10-37	10-3	5-11-1	Game plays out eerily similar to '16 Pac-12 title game, as UW pulls away in 3Q		
Sept. 30	RV + at UCLA	NR	ESPN2	L 23-27	6-7	3-10-0	Fourth straight tight game between the two (the four decided by 21 points)		
OCT. 7	NR + ARIZONA (N; FW)	NR	PAC12	L 42-45	7-6	14- 6-0	Teams combine for 713 rush yards, record 608 by two players (Lindsay: 281)		
Oct. 14	NR + at Oregon State	NR	PAC12	W 36-33	1-11	5- 5-0	Montez leads 9-play, 82-yard drive for winning score with 1:34 remaining		
Oct. 21	NR + at Washington State (N)	15	ESPN	L 0-28	9-4	6- 5-0	Buff shutout for first time since 2012 (60 games); Lindsay goes over 1K rushing		
OCT. 28	NR + CALIFORNIA (HC)	NR	PAC12	W 44-28	5-7	4- 5-0	Montez throws for 347 yards and 3 TDs, adds fourth on ground		
Nov. 4	NR + at Arizona State (N)	NR	PAC12	L 30-41	7-6	1- 8-0	Buff led for most of the game (nearly 48 minutes), only to see ASU rally late		
NOV. 11	NR + SOUTHERN CALIFORNIA	15	FOX	L 24-38	11-3	0-12-0	Last two games: first half, USC 34-0; second half, CU 41-25 as Trojans prevail		
Nov. 25	NR + at Utah (N)	NR	FS-1	L 13-34	7-6	32-29-3	Utes take 5-2 lead since both join Pac-12; first 6 games were decided by 32 points		

(KEY: *—AP rank at time of game; +—Pac-12 Conference game; N—Night game; HC—Homecoming; FW—Family Weekend.)

COLORADO MEDIA SERVICES

Head coach **Mike MacIntyre** holds a **Tuesday press luncheon**, located in the Champions Center (third floor, room 319). All will start at 11:30 a.m. with lunch, followed by MacIntyre promptly at Noon and select players before and/or afterwards depending on class conflicts. This year's dates: **Aug. 29; Sept. 5-12-19-26; Oct. 3-10-17-24-31; Nov. 7-21-28; Dec. 5-TBA** (bowl). The **press conference portions are streamed live** on www.CUBuffs.com (in the BuffsTV area); press conferences on CUBuffs.com do not require access codes. (**TV Pool Assignments for 2017:** KCNC will coordinate all CU press luncheons).

MacIntyre can be heard Tuesdays (Aug. 29-Nov. 21) on the **Pac-12 Teleconference Call** at 11:25 a.m. MT, with a taped replay available after 4 p.m. MT those afternoons. All 12 coaches participate; for access numbers to the conference call and the replay, e-mail David Plati (david.plati@colorado.edu) with audio files available at www.pac-12.com.

Video highlights of CU games are available through the Pac-12 Network/Digital Xchange. There are some restrictions; contact **Duane Lindberg** to coordinate your needs (dlindberg@pac-12.org).

The **Pac-12 Networks** are available nationwide through many platforms; check with local cable or satellite subscribers for more info. Comcast and Time Warner carry the Network in Colorado and DISH Network is the league's satellite provider. In the Boulder-Denver area: Comcast 430 & 431 (840 HD); Pac-12 DISH channels include 406 and 413 (along with 5453 and 5454 in its auxiliary area).

The **Colorado locker room** (home and road) is closed after games; following the customary 10-minute cooling off period, players will be available (a list will be solicited immediately following the game; no cutoff to request players).

Colorado's **football practices** are generally closed (to the media and public), but have a 25-30 minute window open for any media photography/video needs (follow parameters listed in CU's media policies). Thursday & Friday practices are entirely closed (except to network TV).

This year's standard **meeting/practice schedule** (mountain time): **Sunday:** Off; **Monday:** 7:00-9:40 meetings/9:50-10:50 practice; **Tuesday:** 7:45/9:10-10:55; **Wednesday:** 7:30/8:35-10:30; **Thursday:** 8:45/9:55-10:55 practice; **Friday:** 9:00/10:20-11:00 walkthrough (home games), 9:00/9:50-10:30 (road games).

Interviews with Colorado players are allowed post-practice on Mondays, Tuesdays and Wednesdays. Phone interviews with media are allowed all three days in all time slots. Interviews on Sundays are at the discretion of the player, as it being the standard player day off, CU can't arrange due to NCAA rules.

Collegepressbox.com is the official media website for Division I (FBS) football. Access weekly game notes, quotes, statistics, media guides, headshots, logos and more for all major conferences and their member schools. Login information will be distributed to accredited media or you can apply for a password at www.collegepressbox.com/password.

CU On-Line Photo Database. The CU SID office has an online photo database that allows registered members of the media instant access to

obtain head shots of all CU coaches and athletes as well as action shots of key players. Registration is easy: for a login and password, simply log on to www.cubuffs.com/photodatabase. Registration can also be found through CUBuffs.com by selecting "Sports Information" from the "Athletics" menu located on the top navigation bar and click on "Enter Media Center."

The **Pac-12 Mountain Network** is the television home of the Buffaloes; it produces a variety of programming featuring all 12 member institutions.

THE BUFFS ON THE INTERNET

The official CU site on the Internet can be found at www.CUBuffs.com, which has the most up-to-date information, releases, game notes, press conference broadcasts (free), articles by former *Boulder Camera* sportswriter Neill Woelk and podcasts/video by the voice of the Buffs, Mark Johnson. Go to www.CUBuffs.com/, click on Multimedia and then click on Football Media Center (second column under For The Media). It will link you to everything you'll need to know about CU football. Breaking news with the program will be found here first every time and delivered in full without others editing out what they might deem unessential or don't have room for.

Stats. A live in-game stats link is available for media only in the press box.

Audio. CU football can be heard (free) on the Internet at either CUBuffs.com or KOA-Radio (or its sister station, KDSP/AM760). Links: www.CUBuffs.com, www.850koe.com, www.am760.net.

BuffsTV. Through the Pac-12, "BuffsTV" offers the opportunity to listen and/or watch live game action along with weekly features; find it here: <http://www.cubuffs.com/mediaPortal/player.dbm?id=3093348>.

THE BUFFS ON THE AIRWAYS

KOA-Radio in Denver (850 AM & 94.1 FM; KDSP 760 AM when conflicts) originates the CU Football Network, with **Mark Johnson** in his 14th year as the play-by-play voice of the Buffs. **Former CU head coach Gary Barnett** (analysis) is in his second full season on the broadcasts. Sideline duties will be handled by **Andy Lindahl**, **Bobby Pesavento** and **Mike Pritchard**. Cities on the network in addition to KOA: Aspen (KNFO/106.1FM, which serves Redstone, 105.7FM, Roaring Fork, 94.3FM, Thomasville, 96.3FM and Vail, 105.5FM), Buena Vista (KBVCm 104.1FM), Glenwood Springs (KTMS/96.1FM & 99.1FM), Fort Morgan (KRFD/100.1FM), Grand Junction (KTMM/1340AM), Rifle (KNAM/1490 AM) and Steamboat Springs (KTYV/ 98.9FM). KOA has been the home to CU football for 73 of the last 76 years. *Both stations will stream the game live on the Internet.*

The **CU Coaches Radio Show** originates from Fate Brewery (1600 38th St., Boulder) Thursdays from 12:30-1:30 p.m. (Aug. 31-Nov. 21); Johnson and Barnett host (the show will be taped and air later that day on KOA, or AM760 if a conflict with Rockies baseball, between 7-8 p.m.). The show will be taped and air earlier in the week for the Utah (Nov. 25) game.

Satellite Radio: Sirius-XM is the satellite home of the Buffs; the CU-CSU game (KOA broadcast) will be on **Sirius Channel TBA** (also **XM TBA/Internet TBA**).

PRONUNCIATION GUIDE

Coaches/Staff

ShaDon **BROWN** (shay-don)
Darrin **CHIAVERINI** (shiv-ah-ree-knee)
Darian **HAGAN** (hay-gun)

Players

57 Sam **BENNION** (ben-yun)
35 Beau **BISHARAT** (bish-er-rot)
4 Bryce **BOBO** (bo-bo)
44 Jacob **CALLIER** (cal-e-yea)
88 Curtis **CHIAVERINI** (shiv-ah-ree-knee)
89 Kevin **DEMENT** (duh-ment)
9 Javier **EDWARDS** (ha-vee-air)
17 **KABION ENTO** (kay-be-on / N-toe)
8 Alex **FONTENOT** (font-en-know)
56 **JASE FRANKE** (rhymes w/case; frank-E)
45 Tanner **GRZESIEK** (gress-ick)
64 Aaron **HAGLER** (Hague-ler)
13 Shamar **HAMILTON** (shuh-mar)
96 **TERRAN HASSELBACH** (tare-run / hass-el-back)
46 Trent **HEADLEY** (head-lee)
29 **URYAN** Hudson (you-ryan)
10 **JAYLON JACKSON** (jay-lynn)
36 **AKIL** Jones (ah-keel)
75 Josh **KAISER** (ky-zer)
68 **GERRAD KOUGH** (jair-ed / coe)
1 **AFOLABI LAGUDA** (ah-foe-lobby / la-goo-duh)
56 Tim **LYNOTT** (lynn-knot)
74 Chance **LYTLE** (lie-tull, hard T)
7 Tyler **LYTLE** (lie-dull, soft T)
93 Michael **MATHEWES** (mathews)
98 **NICO MAGRI** (knee-co mah-gree)
25 Ryan **MOELLER** (mole-er)
15 Chris **MULUMBA** (muh-lum-bah)
15 Sam **NOYER** (noy-er)
66 Grant **POLLEY** (poly)
85 Jared **POPLAWSKI** (pop-law-ski)
65 Colby **PURSELL** (per-sell)
3 Derrion **RAKESTRAW** (rake-straw)
90 **TERRIEK** Roberts (terr-reek)
39 **JAISEN** Sanchez (jy-son, as in tyson)
3 **LAVISKA SHENAULT** (luh-visk-uh shuh-nault)
10 Dante **SPARACO** (spuh-rock-oh)
48 James **STEFANOU** (steff-ah-know)
55 Brett **TONZ** (rhymes with bronze)
22 Kyle **TREGO** (tree-go)
72 Lyle **TUULOMA** (two-E-loma)
8 Trey **UDOFFIA** (U-doe-fee-ah)
4 Dante **WIGLEY** (wig-lee)
9 **JUWANN** Winfree (juh-juan)

ROSTER CHANGES/DUPE I.D.'s

Number Changes: WR **Johnny Huntley** (#10, was #6); QB/H **T.J. Patterson** (#18, was #42); CB **Trey Udoffia** (#8; was #5). **Dismissed:** 50 Umu, DL.

DUPE NUMBERS: Those who appear below are in dupe numbers where both likely see action (jerseys do have name tags). Skin tone key to help identify on special teams: **A**—African-American, **C**—Caucasian, **H**—Hispanic; **P**—Polynesian or Pacific Islander:

Offense/Specialist	Defense/Specialist
1 Fields, WR (A)	1 Laguda, S (A)
2 Ross, WR (A)	2 Blackmon, CB (A)
4 Bobo, WR (A)	4 Wigley, CB (A)
7 Lytle, QB (C)	7 Fisher, DB (A)
8 Shenault, WR (A)	8 Udoffia, CB (A)
9 Winfree, WR (A)	9 Edwards, DT (A)
10 Huntley, WR (A)	10 *Sparaco, OLB (C)
15 Noyer, QB (C)	15 Graham, PK (C)
18 Patterson, QB/H (C)	18 Walker, WR/ST (A)
29 Lee, TB (A)	29 Hudson, CB/ST (A)
56 Lynott Jr., OL (C)	56 Franke, DL (C)

(*—wears #42 on special teams)

DECEMBER LETTER-OF-INTENT SIGNED

The first early signing period in football took place in 2017, with high school seniors allowed to ink letters-of-intent over a three-day period (December 20-22). Colorado signed 21 players in all, including five junior college transfers, seven of whom have already enrolled and will participate in spring practices. The second signing period begins on Wednesday, February 7 and runs through April 1; Mike MacIntyre indicated the Buffaloes may add up to four or even five players to the group listed below:

High School (16)

Player	Pos.	Ht.	Wt.	Hometown (High School)
ANTWINE, Israel	DL	6- 3	290	Oklahoma City, Okla. (Millwood)
ARIAS, Daniel	WR	6- 3	190	Mill Creek, Wash. (Henry M. Jackson)
BROUSSARD, Jarek	RB	5- 9	175	Dallas, Texas (Bishop Lynch)
FILLIP, Frank	OL	6- 7	275	Houston, Texas (Clear Lake)
FINAU, Tava	DL	6- 3	260	Sacramento, Calif. (Luther Burbank)
GUSTAV, Joshka	LB	6- 3	230	Cherry Valley, Calif. (Aquinas)
HYPOLITE, Hasaan	DB	5-11	200	Fresno, Texas (Hightower)
JYNES, Joshua	OL	6- 2	310	Cedar Hill, Texas (DeSoto)
MOORE, Clyde	LB	6- 0	225	Newport Beach, Calif. (Corona del Mar)
★ RAY, Kanan	OL	6- 4	275	Chatsworth, Calif. (Sierra Canyon)
★ ROBINSON, Ray	DB	6- 1	200	Highlands Ranch, Colo. (Highlands Ranch)
SMITH, Deion	RB	6- 0	180	Houston, Texas (Second Baptist)
STANLEY, Dimitri	WR	5-11	170	Aurora, Colo. (Cherry Creek)
STENSTROM, Blake	QB	6- 3	205	Highlands Ranch, Colo. (Valor Christian)
THOMAS, Dylan	WR	6- 0	185	Los Angeles, Calif. (Cathedral)
WALLACE, Lavon (L.J.)	DB	6- 1	190	Atwater, Calif. (Buhach Colony)

Junior College (5)

Player	Pos.	Ht.	Wt.	Class	Hometown (High School/Previous School)
★ ABRAMS, Delrick	DB	6- 3	185	Jr.	Angie, La. (Varnado/Independence Community College)
★ JOHNSON, Mustafa	DL	6- 2	285	So.	Turlock, Calif. (Turlock/Modesto Junior College)
★ JONES, Darrion	TE	6- 6	250	Jr.	Compton, Calif. (Carson/Los Angeles Harbor College)
★ MADDOX, Aaron	DB	6- 1	195	So.	North Augusta, S.C. (North Augusta/Pima Community College)
★ TAYLOR, Davion	BUFF	6- 3	220	Jr.	Magnolia, Miss. (South Pike/Coahoma Community College)

Grayshirts (2; *not in counts below*)

Player	Pos.	Ht.	Wt.	Hometown (High School)
★ RODDICK, Casey	OL	6- 4	340	Ventura, Calif. (St. Bonaventure)
★ SAMI, Jalen	DT	6- 6	320	Colorado Springs, Colo. (Vista Ridge)

4-Year Scholarship Transfer Eligible This Season (*not in counts below*)

Player	Pos.	Ht.	Wt.	Class	Hometown (High School/Previous School)
BROWN, Tony	WR	6- 1	185	Jr.	La Mirada, Calif. (LaMirada/Texas Tech)

Breakdown

Total	21 (16 high school, 5 junior college transfers)
By State	California 7, Texas 5, Colorado 3, Mississippi 2, Louisiana 1, Oklahoma 1, South Carolina 1, Washington 1.
By Position	Offense 11 (4 linemen, 3 receivers, 2 running backs, 1 quarterback, 1 tight end) Defense 10 (5 backs, 3 linemen—ends/tackles, 2 linebackers) Specialists 0

★—enrolled at CU for the 2018 spring semester.

FALO REINSTATED; HANDFUL OF WALK-ONS DEPART

N.J. Faló was reinstated to the program in time for spring semester classes, as he completed all the requirements to do so after being suspended from team last summer. He re-enrolled in school and will now go by his full first name, **Nu'umoto** to honor his deceased father. The first early signing period in football took place in 2017, with high school seniors allowed to ink letters-of-intent over a three-day period (December 20-22). In addition, a handful of undergraduate walk-ons will not return, including **WR Xavier Cochrane**, **WR Cameron Frazier**, **TB Riley Hillis**, **QB Casey Marksberry**, **QB Tyler McGarry**, **PK Nick Porter** and **SN Devin Roth**.

ALL-AMERICAN

CB ISAIAH OLIVER (second-team: SB Nation, collegesportsmadness.com)

FRESHMAN ALL-AMERICAN

PK JAMES STEFANOU (first-team: ESPN.com)

ALL-PAC 12

ILB RICK GAMBOA (third-team: Phil Steele's College Football; honorable mention: Pac-12 Coaches)

OT JEROMY IRWIN (second-team: Associated Press; third-team: Phil Steele's College Football; honorable mention: Pac-12 Coaches)

P ALEX KINNEY (third-team: Phil Steele's College Football)

TB PHILLIP LINDSAY (second-team: Associated Press (at all-purpose); third-team: Phil Steele's College Football; honorable mention: Pac-12 Coaches)

QB STEVEN MONTEZ (honorable mention: Pac-12 Coaches)

CB ISAIAH OLIVER (first-team: Associated Press, Pac-12 Coaches, Phil Steele's College Football)

S EVAN WORTHINGTON (honorable mention: Pac-12 Coaches)

BUFFALOES ON NATIONAL AWARD LISTS

(Semifinalists/Watch Lists/Official Nominations)

Lou Groza Award (top placekicker): PK James Stefanou (one of 20 semifinalists)

Doak Walker (top running back): TB Phillip Lindsay (one of 11 semifinalists)

Jason Witten Collegiate Man of the Year (exemplary leadership): OLB Derek McCartney (one of 20 finalists)

Maxwell Award (national player of the year): TB Phillip Lindsay (one of 85 players on official watch list)

Biletnikoff Award (top receiver): WR Shay Fields, WR Devin Ross (two of 45 players on official watch list)

CFPA National Performer of the Year (CFB performance awards): TB Phillip Lindsay (one of 36 players on preseason watch list)

Bulsworth Trophy (top walk-on): S/OLB Ryan Moeller (one of 63 official nominations)

Earl Campbell Tyler Rose Award (most outstanding offensive player with ties to state of Texas): QB Steven Montez (one of 45 on the official watch list)

Paul Hornung Award (most versatile player): TE/DE George Frazier (one of 46 players on official watch list)

Lott IMPACT Trophy (character & performance/defensive player): OLB Derek McCartney (one of 42 players on official watch list)

Danny Wuerffel Award (athletic, academic & community achievement): OLB Derek McCartney (one of 109 players on official watch list)

Senior Bowl Watch List: WR Bryce Bobo, WR Shay Fields, OG Gerrad Kough, S Afolabi Laguda, TB Phillip Lindsay, OLB Derek McCartney, WR Devin Ross.

PAC-12 ALL-ACADEMIC TEAM

OT ISAAC MILLER (first-team: Integrative Physiology & Psychology, 3.77 GPA)

OLB DEREK MCCARTNEY (first-team: Integrative Physiology, 3.71 GPA)

DB LUCAS COOPER (honorable mention: Business, 3.29 GPA)

OL AARON HAIGLER (honorable mention: Strategic Communication, 3.09 GPA)

TE GEORGE FRAZIER (honorable mention: Education Foundations, Policies & Practices, 3.43 GPA)

OLB MICHAEL MATHEWES (honorable mention: Business Management, 3.14 GPA)

UC HEALTH CU ATHLETES-OF-THE-WEEK

FS AFOLABI LAGUDA (Aug. 27-Sept. 3; vs. Colorado State: 11 tackles (seven solo, one for a loss), forced fumble, fumble recovery/return for 11 yards)

QB STEVEN MONTEZ (Sept. 11-17; vs. Northern Colorado: 41-29-1, 357, 4 TD passing, 171.2 rating; 10-68 rushing; 425 yards total offense; 20 FDE)

TB PHILLIP LINDSAY (Oct. 2-8; vs. Arizona: 41-281, 3 TD rushing; 4-39 receiving; 320 yards total offense; 17 FDE)

WR BRYCE BOBO (Oct. 9-15; vs. Oregon State: 9-126, 2 TD, 1 2-point PAT receiving; 1-1-0, 11, 1 TD passing)

PK JAMES STEFANOU (Oct. 30-Nov. 5; at Arizona State: 3-3 FG, 3-3 PAT, 9 points; career-long 53 yard FG, second longest by a CU freshman)

NFF/COLORADO CHAPTER STATE OF COLORADO PLAYER OF THE WEEK

QB STEVEN MONTEZ (Sept. 16 vs. Northern Colorado: 41-29-1, 357, 4 TD passing, 171.2 rating; 10-68 rushing; 425 yards total offense; 20 FDE)

QB STEVEN MONTEZ (Oct. 28 vs. California: 26-20-0, 347, 3 TD passing, 227.1 rating; 13-17 rushing, 1 TD; 364 yards total offense; 15 FDE)

WR JUWANN WINFREE (Nov. 11 vs. Southern California: 5-163 receiving, 2 TD (79 & 57 yards), 3 FDE)

ALLSTATE SUGAR BOWL MANNING AWARD STARS OF THE WEEK (eight selected weekly)

QB STEVEN MONTEZ (Oct. 28 vs. California: 26-20-0, 347, 3 TD passing, 227.1 rating; 13-17 rushing, 1 TD; 364 yards total offense; 15 FDE)

LOU GROZA AWARD "STARS OF THE WEEK" (three selected weekly)

PK JAMES STEFANOU (Nov. 4 at Arizona State: 3-3 FG, 3-3 PAT, 9 points; career-long 53 yard FG, second longest by a CU freshman)

DAVEY O'BRIEN AWARD "GREAT EIGHT" NATIONAL AWARD WINNERS (eight selected weekly)

QB STEVEN MONTEZ (Oct. 28 vs. California: 26-20-0, 347, 3 TD passing, 227.1 rating; 13-17 rushing, 1 TD; 364 yards total offense; 15 FDE)

EARL ROSE TYLER ROSE AWARD

QB STEVEN MONTEZ (honorable mention: Sept. 16 vs. Northern Colorado: 41-29-1, 357, 4 TD passing; 10-68 rushing; 425 yards total offense; 20 FDE)

QB STEVEN MONTEZ (honorable mention: Oct. 28 vs. California: 26-20-0, 347, 3 TD passing, 227.1 rating; 13-17 rushing, 1 TD; 364 yards total offense; 15 FDE)

COLLEGESPORTSMADNESS.COM PAC-12 PLAYER OF THE WEEK

FS AFOLABI LAGUDA (Sept. 1, Defensive vs. Colorado State: 11 tackles (seven solo, one for a loss), forced fumble, fumble recovery/return for 11 yards)

QB STEVEN MONTEZ (Oct. 28, Offensive vs. California: 26-20-0, 347, 3 TD passing, 227.1 rating; 13-17 rushing, 1 TD; 364 yards total offense; 15 FDE)

COLLEGE FOOTBALL PERFORMANCE AWARDS NATIONAL PLAYER OF THE WEEK

QB STEVEN MONTEZ (honorable mention: Oct. 28 vs. California: 26-20-0, 347, 3 TD passing, 227.1 rating; 13-17 rushing, 1 TD; 364 yards total offense; 15 FDE)

COLORADO CHAPTER / NFF COLLEGE FOOTBALL HALL OF FAME ALL-COLORADO TEAM

OT JEREMY IRWIN (first-team)
TB PHILLIP LINDSAY (first-team)
CB ISAAH OLIVER (first-team)
WR BRYCE BOBO (second-team)

ILB RICK GAMBOA (second-team)
ILB DREW LEWIS (second-team)
DE LEO JACKSON (second-team)
PK JAMES STEFANO (second-team)

OFFENSIVE PLAYER OF THE YEAR: TB Phillip Lindsay

FBS FOOTBALL HERO OF THE WEEK (HERO SPORTS)

S NICK FISHER (Oct. 28 vs. California: 100 interception return (TD), 2,0—2 TT, 1 3DS, 1 QBH)

AFCA 2017 ACADEMIC ACHIEVEMENT

COLORADO (Tier 2: one of 22 schools recognized with a graduate rate of 90 percent or higher).

POSTSEASON ALL-STAR GAMES

WR BRYCE BOBO (East-West Shrine Game)
S AFOLABI LAGUDA (East-West Shrine Game)

TB PHILLIP LINDSAY (East-West Shrine Game)
CB ISAAH OLIVER (All-Star Football Challenge)

COLORADO SPORTS HALL OF FAME 2018 INDUCTEE

TB RASHAAN SALAAM (played at Colorado from 1992-94; 2,055 rushing yards, 24 TDs in '94: won Heisman Trophy, Doak Walker Award and Walter Camp POY Trophy)

2017 TEAM AWARDS: LINDSAY GARNERS COLORADO'S MOST VALUABLE PLAYER HONOR

Senior tailback **Phillip Lindsay** was named the University of Colorado's most valuable player at the team's annual senior banquet on December 10 at the Dal Ward Athletic Center.

He's the first running back to win the honor, named for Zack Jordan, since Rodney Stewart in 2011, and the seventh overall. He set 24 school records and tied two others in his career, in which he played in the maximum 51 games over the course of four years; he set all but four of those records this season.

The second-team All-Pac-12 performer by the *Associated Press* at the all-purpose position, he finished his career as CU's all-time leader in all-purpose yards (5,760) and in yards from scrimmage (4,683), while finishing second in rushing yards (3,707). He set marks for the most receptions (110) and receiving yards (976) by a running back and is CU's fourth all-time leading scorer (234 points). This year, he rushed for 1,474 yards, the fifth-most in a single-season at Colorado, with five 100-yard games that included a high of 281 against Arizona when he also scored three touchdowns. He led the Buffs in scoring with 90 points on the strength of 15 touchdowns (14 rushing), and earned 93 first downs.

The John Mack Award for the most outstanding player on offense was given to sophomore quarterback **Steven Montez**. He had 3,313 yards of total offense, including 2,995 passing, the second and third highest single-season totals in school history, respectively. In completing 228-of-377 passes (60.5 percent), he threw 18 touchdowns against nine interceptions; he set several school marks this season, including the most consecutive passes without an interception (172).

The Dave Jones Award for the outstanding defensive player was presented to junior inside linebacker **Rick Gamboa**, who finished second on the team in tackles with 117 (45 unassisted). He also had seven passes broken up, 10 third down stops, five quarterback hurries, and seven tackles at or behind the line of scrimmage, including five tackles for zero. He had at least seven tackles in all 12 games, including 10 or more four times, with a high of 17 at Arizona State.

The Bill McCartney Award for special teams achievement was given to sophomore tailback **Beau Bisharat** for the second straight year, the sixth player to earn the nod at least twice. Bisharat again played on almost all of CU's special team units and led the Buffs in special team points earned with 29; he was in on 13 tackles (three inside-the-20), with five forced fair catches, three knockdown blocks to free return men, two first downfield credits that altered the return path, two downed punts and one punt pressure.

CU's inspirational honors went to senior safety **Ryan Moeller** (the Derek Singleton Award for spirit, dedication and enthusiasm); senior outside linebacker **Derek McCartney** (the Eddie Crowder Award for outstanding team leadership); junior tailback **Kyle Evans** (the Tyronee "Tiger" Bussey Award for inspiration in the face of physical adversity); and senior **Andrew Bergner** (the Tom McMahon Award for dedication and work ethic).

Senior tight end and defensive end **George Frazier** claimed the Dean Jacob Van Ek Award for academic achievement. Frazier will graduate later this month with

the second of two degrees, a master's in Education Foundations, Policies & Practices; he earned his bachelor's in Ethnic Studies. He recently made the honorable mention Pac-12 All-Academic Team with a 3.43 grade point average.

The Scout Team Awards were presented to walk-on performers, with the offensive honors going to tight end **Brady Russell** (the nephew of Matt Russell, CU's 1996 Butkus Award winner) and the defensive nod awarded to lineman **Nico Magri**. The coaches selected the players who contributed the most to the weekly preparation on their respective scout teams over the course of the entire season.

The Lee Willard Award for the most outstanding freshman went to placekicker **James Stefanou**, who was the nation's oldest freshman at 30. He set CU freshman records for scoring (86 points), field goals made (17) and attempted (22) while making all 35 of his extra point tries.

Lindsay also captured the "Best Interview" honor from CU's beat media, for his availability and straightforward and thoughtful answers. It was the second straight year he was recognized with the nod, the fourth to be twice since it was created in 1987.

In all, 71 players earned letters this season, including 21 seniors and 27 who were cited as first-year lettermen, with 16 of those players freshmen (nine redshirt, seven true). The lettermen broke down into 32 offensive and 33 defensive players along with six specialists.

The complete list of CU's team award winners announced at the team's senior banquet; all honors were selected by the coaching staff unless otherwise noted:

Zack Jordan Award (most valuable player): TB Phillip Lindsay
John Mack Award (outstanding offensive players): QB Steven Montez
Dave Jones Award (outstanding defensive players): ILB Rick Gamboa
Bill McCartney Award (special teams achievement): TB Beau Bisharat
Lee Willard Award (outstanding freshman): PK James Stefanou
Offensive Scout Player of the Year: TE Brady Russell
Defensive Scout Players of the Year: DL Nico Magri
Dean Jacob Van Ek Award (academic excellence): TE/DE George Frazier
Derek Singleton Award (spirit/dedication/enthusiasm): S Ryan Moeller
Tyronee "Tiger" Bussey Award (inspiration in the face of physical adversity): TB Kyle Evans
Tom McMahon Award (dedication/work ethic): CB Andrew Bergner
Eddie Crowder Award (outstanding team leadership): OLB Derek McCartney
Offensive Trench Award: OT Jeromy Irwin and OG Gerrad Kough
Defensive Trench Award: DE Leo Jackson III
Hammer Award (hardest legal hit of the year): OG Gerrad Kough
Best Interview (selected by team beat media): TB Phillip Lindsay
Buffalo Heart Award (selected by the fans): TB Phillip Lindsay

GAME-BY-GAME STARTERS (2017)

Here are CU's starters for the 2017 season (**bold** indicated first career start):

OFFENSE	WR (X)	WR (Z)	WR (H)	LT	LG	C	RG	RT	TE	QB	TB
Colorado State	Bobo	Fields	Ross	Kaiser	Kough	Huckins	Lynott	Haigler	MacIntyre (WR)	Montez	Lindsay
Texas State	Bobo	Fields	Ross	Kaiser	Kough	Huckins	Lynott	Haigler	MacIntyre (WR)	Montez	Lindsay
Northern Colorado	Bobo	Fields	Ross	Irwin	Kough	Lynott	Haigler	Kaiser	MacIntyre (WR)	Montez	Lindsay
Washington	Bobo	Fields	Ross	Irwin	Kough	Lynott	Haigler	Kaiser	Winfrey (WR)	Montez	Lindsay
UCLA	Bobo	Fields	Ross	Irwin	Kough	Huckins	Lynott	Haigler	Frazier	Montez	Lindsay
Arizona	Bobo	Fields	Bounds (TE)	Irwin	Kough	Huckins	Lynott	Miller	Frazier	Montez	Lindsay
Oregon State	Bobo	Fields	Ross	Irwin	Kough	Huckins	Lynott	Miller	Frazier	Montez	Lindsay
Washington State	Bobo	Fields	Ross	Irwin	Kough	Huckins	Lynott	Miller	Frazier	Montez	Lindsay
California	Bobo	Fields	Ross	Irwin	Kough	Lynott	Haigler	Miller	MacIntyre (WR)	Montez	Lindsay
Arizona State	Bobo	Fields	Ross	Irwin	Kough	Lynott	Haigler	Kaiser	MacIntyre (WR)	Montez	Lindsay
Southern California	Bobo	Fields	Ross	Irwin	Kough	Huckins	Haigler	Miller	Frazier	Montez	Lindsay
Utah	Bobo	Fields	Ross	Irwin	Kough	Huckins	Haigler	Miller	Bounds	Montez	Lindsay
DEFENSE	OLB	LDE	NT	RDE	OLB	JLB	MLB	LCB	SS	FS	RCB
Colorado State	McCartney	Jackson	Edwards	Mulumba	Hasselbach	Lewis	Gamboa	Oliver	Moeller	Laguda	Udoffia
Texas State	McCartney	Jackson	Edwards	Mulumba	Moeller	Lewis	Gamboa	Oliver	Worthington	Laguda	Udoffia
Northern Colorado	McCartney	Jackson	Edwards	Mulumba	Moeller	Lewis	Gamboa	Oliver	Worthington	Laguda	Udoffia
Washington	McCartney	Jackson	Edwards	Franke	Moeller (N)	Lewis	Gamboa	Oliver	Worthington	Laguda	Udoffia
UCLA	McCartney	Jackson	Tuiloma	Franke	Moeller (N)	Lewis	Gamboa	Oliver	Worthington	Laguda	Udoffia
Arizona	McCartney	Jackson	Edwards	Mulumba	Moeller (N)	Lewis	Gamboa	Oliver	Worthington	Laguda	Wigley
Oregon State	McCartney	Jackson	Franke	Mulumba	Moeller (N)	Lewis	Gamboa	Oliver	Worthington	Laguda	Wigley
Washington State	McCartney	Franke	Tuiloma	Mulumba	Moeller (N)	Lewis	Gamboa	Oliver	Worthington	Laguda	Wigley
California	McCartney	Jackson	Edwards	Mulumba	Moeller (N)	Lewis	Gamboa	Wigley	Worthington	Laguda	Udoffia
Arizona State	McCartney	Jackson	Edwards	Mulumba	Moeller (N)	Lewis	Gamboa	Wigley	Worthington	Laguda	Udoffia
Southern California	McCartney	Jackson	Edwards	Mulumba	Worthington	Lewis	Gamboa	Oliver	Fisher	Laguda	Udoffia
Utah	McCartney	Jackson	Edwards	Mulumba	Worthington	Lewis	Gamboa	Oliver	Fisher	Laguda	Wigley

(N)—Nickel back. **CONSECUTIVE STARTS**—Gamboa 37, Fields 29, Laguda 26, Lindsay 17. **CAREER STARTS**—Fields 46, Gamboa 37, Irwin 36, McCartney 36, Kough 35, Ross 31, Lindsay 30, Moeller 29. **PLAYER PARTICIPATION** (dressed/played): Colorado State 91/54; Texas State 83/61; Northern Colorado 83/60; Washington 76/61; UCLA 70/58; Arizona 75/57; Oregon State 70/57; Washington State 70/57; California 75/56; Arizona State 70/55; Southern California 71/58; Utah 67/53.

INJURY REPORT

The injury report for the Buffs as of January 24 a.m.; the list only contain players out for an extended period of time, those lost for the season and/or updates on those previously discussed by the head coach:

Pos	Player	Injury	Notes	Status/Spring
OLB	Shamar Hamilton	knee	surgery prior to season, missed entire year	FULL GO
WR	Jaylon Jackson	ankle	suffered a fracture and ligament damage in the 8/05 scrimmage; had successful surgery to repair but it out for the season	LIMITED
TE	Dylan Keeney	back spasms	endured throughout entire 2017 season, career-ending	N/A
OL	Tim Lynott, Jr.	Achilles	suffered a torn Achilles in the first half of the Arizona State game (Nov. 4); underwent surgery on Nov. 8	OUT
TE	Jared Poplawski	torn ACL	injured against USC (Nov. 11); surgery post-Thanksgiving break	OUT
S	Jaisen Sanchez	torn pec	injured on August 8; out for the season	LIMITED
ILB	Jacob Stoltzenberg	torn ACL	injured in practice on October 18; surgery on Oct. 31 and lost for season	OUT
ILB	Jonathan Van Diest	torn ACL	injured in practice on November 8; surgery on Nov. 17 (was redshirting as a true freshman)	OUT

HIPAA: The players listed above have signed waivers for their injury information to be released/discussed with the media.

SEASON TICKET JUMP SIXTH-MOST IN SCHOOL HISTORY

When all was said and tabulated, Colorado sold **20,808** public season tickets and the maximum **11,500** student passes for a total of **32,274**; that's well ahead of last year's final numbers (18,011, 9,890). For the Rocky Mountain Showdown, **27,464** public tickets were sold with students numbering 11,395 at the time, CU moved **38,859**; 26 percent of CU's season ticket holders opted out of the Denver game in exchange for another game in Boulder. The increase of **2,797** season tickets over last year's total represents the sixth-largest increase from one year to the next since records are available dating back to World War II:

10,885	27,989	(1972)	17,104	(1971)	3,865	31,331	(1976)	27,466	(1975)
6,963	26,331	(1990)	19,368	(1989)	2,798	19,083	(1986)	16,285	(1985)
5,534	25,172	(2011)	19,638	(2010)	2,797	20,808	(2017)	18,011	(2016)

As for the student pass count, it's the largest since the maximum of 12,500 were sold for the 2008-09 and 2009-10 athletic seasons. CU continued to sell season tickets through the Arizona game on Oct. 7 with assorted three-game packages for the second half of the season.

ATTENDANCE IMPROVED (ALBEIT SLIGHTLY) AGAIN

Last year, CU averaged **46,609** for the season (**279,652** for six home games), or 7,220 more than in 2015; it was CU's largest improvement from one season to the next since 1988-89 (when the average jumped by 9,764) and the seventh largest in school history. There wasn't that kind of gain for 2017, as CU averaged **47,056** for six games (**282,335** through the gates), still 400-plus over '16. CU also experienced increases from 2014 (36,578) to 2015 (39,389) and to 2016, thus the Buffs experienced their first increases in attendance for four consecutive seasons for the first time since 1988 through 1991.

COLORADO 2018 SCHEDULE ANNOUNCED

The Pac-12 Conference released its schedule for conference football games for the 2018 season on Nov. 16, with University of Colorado set to play two Friday night games along with ending the regular season for the first time on the west coast since 1915.

Colorado will once again open the season against Colorado State in Denver in the **Rocky Mountain Showdown** at Sports Authority Field on Saturday, Sept. 1. CSU is the home team this time around, as the Rams have been the season opening opponent for the Buffaloes 20 times since the rivalry resumed after a 25-year dormancy in 1983.

Speaking of dormancies, CU and Nebraska will resume their rivalry the following Saturday (Sept. 8) in Lincoln; the two have played 69 times in their histories beginning in 1898, with 63 of the meetings coming as members of the Big Seven, Big Eight and Big 12 Conferences from 1948 through 2010. The Buffaloes then departed to join the then-Pacific 10 Conference, while the Cornhuskers left to join the Big Ten. Nebraska is the first former Big 12 school to appear on CU's non-conference schedule, though the Buffs did square off against Oklahoma State in the Alamo Bowl last December.

The Buffaloes will then have their home opener at Folsom Field against New Hampshire on Saturday, Sept. 15, the first-ever meeting between the two schools. A member of the Colonial Athletic Association, the Wildcats are currently ranked No. 14 in the FCS Coaches poll. CU will then have a bye the following Saturday (Sept. 22), ahead of its conference opener against UCLA in Boulder on Friday night, Sept. 28. It's just the second scheduled bye prior to a league lid-lifter since 2004, though the 2013 floods in Boulder would give the Buffs two weeks off.

As was the case this year, four of the Buffaloes' first five games in 2018 will be in the state of Colorado, as Arizona State visits Folsom Field the next Saturday (Oct. 6) for CU's annual Family Weekend. CU then hits the Pac-12 road for back-to-back games at Southern California (Oct. 13) and Washington (Oct. 20) before closing out the month at home against Oregon State (Oct. 27), which will serve as CU's annual homecoming game.

The Buffaloes open November on a Friday night in the desert, as they will travel to Arizona (Nov. 2). The next two on the docket are in Boulder, against Washington State (Nov. 10) and Utah (Nov. 17). Colorado will finish the regular season on the road at California on Nov. 24, just the second time in

school history the final scheduled game of the year will be on the west coast (not including last year's Pac-12 title game in Santa Clara, Calif.); CU wrapped up its 1915 season at Washington.

(In the first seven years as members of the Pac-12, CU and Utah finished the year against each other, but the Utes will host BYU that day to counter USC hosting Notre Dame, enabling all 12 schools to finish on the same weekend and enjoy a regular season bye.)

"There's much to like about this schedule," CU athletic director **Rick George** said. "What stands out is the resumption of the Nebraska rivalry, the Friday night home game against UCLA, finishing the Pac-12 schedule in California and having the bye week fall at what is really the perfect time before conference play."

Television game selections and start times for the first three weeks of the season will be known by June 1, with all remaining games from Sept. 22 through the final week of the regular season to be made 12- or six-days in advance per contractual agreements with the Pac-12's television partners, ESPN, FOX and the Pac-12 Networks.

2018 COLORADO FOOTBALL SCHEDULE

Date	Opponent	Site
Sept. 1	Colorado State	Denver
Sept. 8	at Nebraska	Lincoln
SEPT. 15	NEW HAMPSHIRE	BOULDER
Sept. 22	—BYE—	
SEPT. 28	<i>(Fri.)</i> *UCLA	BOULDER
OCT. 6	*ARIZONA STATE (FW)	BOULDER
Oct. 13	*at Southern California	Los Angeles
Oct. 20	*at Washington	Seattle
OCT. 27	*OREGON STATE (HC)	BOULDER
Nov. 2	<i>(Fri.)</i> *at Arizona	Tucson
NOV. 10	*WASHINGTON STATE	BOULDER
NOV. 17	*UTAH	BOULDER
Nov. 24	*at California	Berkeley
Nov. 30	Pac-12 Championship Game	Santa Clara

(*—Pac-12 Conference game; FW—Family Weekend; HC—Homecoming)

FOURTH 2,000/1,000

This marks just the fourth time that the Buffaloes have had a 2,000-yard passer and a 1,000-yard runner in the same season, and the first time it's been done back-to-back. **QB Steven Montez** (2,780 yards) and **TB Phillip Lindsay** (1,402) joined this very exclusive club, which Lindsay joined last year (1,189 yards) with **QB Sefo Liufau** (2,171). The first two pairs to do it are CU legends: in 1994, **QB Kordell Stewart** (2,071) and the late **TB Rashaan Salaam** (2,055) made the initial history, and then in 2004, **QB Joel Klatt** (2,065) and **TB Bobby Purify** (1,017) made it.

In 2017, 32 schools (six in the Pac-12) had a 2,000-yard passer and a 1,000-yard runner (Colorado was one of 24 with a 2,500 passer/1,000 rusher):

School	Quarterback (Yards)	Running Back (Yards)	School	Quarterback (Yards)	Running Back (Yards)
Alabama	Jalen Hurts (2,081)	Damien Harris (1,000)	North Carolina State	Ryan Finley (3,518)	Nyheim Hines (1,112)
Arizona State	Manny Wilkins (3,270)	Demario Richard (1,027)	North Texas	Mason Fine (4,052)	Jeffery Wilson (1,215)
Auburn	Jarrett Stidham (3,158)	Kerryon Johnson (1,391)	Northwestern	Clayton Thorson (2,844)	Justin Jackson (1,311)
Boise State	Brett Rypien (2,877)	Alexander Mattison (1,086)	Ohio State	J.T. Barrett (3,053)	J.K. Dobbins (1,403)
California	Ross Bowers (3,039)	Patrick Laird (1,127)	Oklahoma	Baker Mayfield (4,627)	Rodney Anderson (1,161)
Colorado	Steven Montez (2,975)	Phillip Lindsay (1,474)	Oklahoma State	Mason Rudolph (4,904)	Justice Hill (1,467)
Colorado State	Nick Stevens (3,799)	Dalyn Dawkins (1,399)	Penn State	Trace McSorley (3,570)	Saquon Barkley (1,271)
Georgia	Jake Fromm (2,615)	Nick Chubb (1,345)/Sony Michel (1,227)	SMU	Ben Hicks (3,569)	Xavier Jones (1,075)
Hawai'i	Dru Brown (2,785)	Diocemy Saint Juste (1,510)	South Florida	Quintin Flowers (2,911)	Quinton Flowers (1,078)
Idaho	Matt Linehan (2,056)	Aaron Duckworth (1,025)	Toledo	Logan Woodside (3,882)	Terry Swanson (1,363)
Iowa	Nathan Stanley (2,437)	Akrum Wadley (1,109)	UAB	A.J. Erdely (2,331)	Spencer Brown (1,329)
Kentucky	Stephen Johnson (2,305)	Benny Snell (1,333)	USC	Sam Darnold (4,143)	Ronald Jones II (1,550)
Louisville	Lamar Jackson (3,660)	Lamar Jackson (1,601)	Utah	Tyler Huntley (2,411)	Zack Moss (1,173)
LSU	Danny Etling (2,463)	Derrius Guice (1,251)	Washington	Jake Browning (2,719)	Myles Gaskin (1,380)
Memphis	Riley Ferguson (4,257)	Darrell Henderson (1,154)	West Virginia	Will Grier (3,490)	Justin Crawford (1,061)
Mississippi	Shea Patterson (2,259)	Jordan Wilkins (1,011)	Wisconsin	Alex Hornibrook (2,644)	Jonathan Taylor (1,977)

BUFFS ADD THREE NEW COACHES TO STAFF, TWO DEPART

Following the season, head coach **Mike MacIntyre** made changes to his coaching staff, as two longtime assistants left the program with three new ones coming on board, including filling the position of a 10th assistant allowed by the NCAA for the first time beginning January 9. Co-offensive coordinator and quarterbacks coach **Brian Lindgren** returned to his native Northwest, accepting similar positions on December 5 at Oregon State under its new head coach, Jonathan Smith. Defensive line coach **Jim Jeffcoat** was not retained after five years on the CU staff (and the previous three with MacIntyre at San Jose State). **Darrin Chiaverini**, co-offensive coordinator, will now call the plays, with offensive line coach **Klayton Adams** assuming co-coordinator duties on the offense, while **Kurt Roper** was hired to coach the quarterbacks on January 3. Defensively, **ShaDon Brown** was promoted to passing game coordinator with the additions of **Ashley Ambrose** as cornerbacks coach (January 18) and **Kwahn Drake** as line coach (January 25).

ROPER NAMED CU QUARTERBACKS COACH

Kurt Roper, a 22-year veteran in the coaching ranks, was hired as quarterbacks coach at Colorado on January 3. Most recently, he was the co-offensive coordinator and quarterbacks coach at South Carolina for the past two seasons and previously was an offensive coordinator for two SEC programs and another in the ACC. Earlier in his career had worked with MacIntyre for six years when the two were coaching together at Mississippi (1999-02) and Duke (2008-09).

"Kurt brings a tremendous amount of quarterback coaching experience and has tutored some of the great ones like Eli Manning at Ole Miss and Thaddeus Lewis at Duke," MacIntyre said. "He has great offensive knowledge and we are extremely excited to have a coach of his caliber on our staff to work with our quarterbacks."

"My family and I are excited about coming to the University of Colorado," said Roper, who spent 15 of his first 22 years of coaching in the SEC and has helped his teams appear in 14 bowl games. "We are excited about the opportunity to compete for championships with the Buffaloes. Getting back with coach MacIntyre is obviously really appealing, we have a great relationship, have spent a lot of time together and I know how talented and how hard he works at putting together great teams. I am really looking forward to being a part of this group."

Roper, 45, tutored All-America signal-caller Eli Manning, the 2003 SEC Player of the Year and No. 1 overall pick of the 2004 NFL Draft, during his six-years as the quarterbacks coach at Ole Miss (1999-04). After winning the Maxwell and Johnny Unitas Golden Arm Awards in 2003, Manning has gone on to win two Super Bowls, was twice named the Super Bowl MVP and is a four-time Pro Bowl selection. Another one of his quarterbacks, Thaddeus Lewis at Duke, spent six years in the NFL after a record-breaking career in Roper's offense at Duke where he was the offensive coordinator and quarterbacks coach from 2008-13. Lewis finished his career as Duke's all-time leader in pass attempts, pass completions, passing yards and passing touchdowns. He joined Phillip Rivers as just the second player in ACC history to throw for over 10,000 yards.

In Roper's last year at Duke, the Blue Devils enjoyed a record-setting campaign as they won a program-best 10 games en route to capturing the ACC's Coastal Division championship. His offense set the school record for total touchdowns (60), while becoming the first squad in Blue Devil history to post 20+ rushing and 20+ passing TDs in the same season. Under Roper's guidance, Anthony Boone finished his career as the winningest quarterback in Duke history with 19 victories, Brandon Connette became Duke's all-time leader in rushing touchdowns, while wide receiver Jamison Crowder established school single-season records for receptions (108) and receiving yards (1,301). Quarterback Sean Renfree was selected to the prestigious AFCA Good Works Team before going on to be a seventh round draft pick of the Atlanta Falcons in 2013.

After leaving Duke, he was the offensive coordinator/quarterbacks coach at the University of Florida in 2014 and had a year-long stint with the Cleveland Browns as a senior offensive assistant coach prior to going to South Carolina in 2016. He helped lead the Gamecocks to the Birmingham Bowl in his first year in Columbia, S.C. and an eight-win regular season this past fall.

Roper got his start in coaching at Tennessee as a graduate assistant from 1996-98, working with the defensive and special teams' units. After his six years in Oxford, Miss. with the Rebels, he went to Kentucky for the 2005 season as quarterback coach of Andre' Woodson, who went on to be a sixth round draft pick of the New York Giants. From 2006-07 he was at Tennessee, where he coached the running backs. During that span, the Vols won 19 games, earned a pair of Outback Bowl berths and captured the SEC Eastern Division championship. In 2007, Tennessee's rushing attack was led by Arian Foster, who gained 1,193 yards on 245 carries, while scoring 12 touchdowns on the ground. Foster went on to lead the NFL in rushing yards in 2010 and rushing touchdowns in 2010 and 2012. Another one of his running backs at UT, Montario Hardesty, went on to be a second round draft pick of the Cleveland Browns.

A native of Ames, Iowa, Roper was a three-year letterman as a quarterback and defensive back at Rice from 1992-94. He earned a bachelor's degree from Rice in 1995 and a master's degree from Tennessee in 1998.

BROWN NAMED DEFENSIVE PASSING GAME COORDINATOR

MacIntyre named **ShaDon Brown**, who finished his first season coaching the secondary for the Buffaloes, will add defensive passing game coordinator duties to his role. Brown will still coach the safeties and now take the lead under defensive coordinator **D.J. Eliot**.

"I'm excited about it and the good thing is working with **D.J. Eliot**, who is a defensive coordinator who gives his assistant coaches an opportunity to have input in the game plan," Brown said. "It will be a good working relationship in that facet. I'm just excited to continue to build on what we started and I think the future is bright with the talent we will be working with in 2018."

In his first season in Boulder, the Buffaloes only allowed opposing quarterbacks to complete 55.8 percent of their passes, which ranked in a tie for the fourth lowest opposing completion percentage in the Pac-12.

"I think we made some strides with the younger players that we were able to play a lot," Brown added. "We have those guys coming back, so I am excited about the future of what we have coming back as well as kids that we have recruited. We have been able to put together a solid 2018 recruiting class that and I think both will propel us into next season."

NEW COACHES, CONTINUED

AMBROSE RETURNS TO CU AS CORNERBACKS COACH

Ashley Ambrose, a former All-Pro who played 13 years in the NFL and was a former CU assistant coach from 2008-10, has been hired to coach the cornerbacks for the Buffaloes. Ambrose, the 1996 AFC Defensive Back of the Year, spent the past two seasons at Boise State serving as its defensive backs coach and in his nine years coaching in college has mentored 10 defensive backs that have earned all-conference honors.

"We're really excited about Ashley Ambrose coming to the University of Colorado, he brings great expertise for our corners that he'll be coaching," MacIntyre said. "He was here before, loved it then and I am glad to have him back now. Not only does he bring great coaching experience over the last few years, but he also brings phenomenal playing experience from being in the NFL, so he'll add a lot to our secondary."

Among the players that he guided to all-conference honors were CU's Jimmy Smith, a first-team All-Big 12 selection in 2010, and Jalil Brown, 2010 All-Big 12 honorable mention. Smith was taken 27th overall in the first round by the Baltimore Ravens in the 2011 NFL Draft while Brown was selected in the fourth round by the Kansas City Chiefs.

"It's really a blessing for us and I'm excited about the opportunity," Ambrose said of making his return to Colorado. "I know we are going to win a lot of football games and I am excited to be a part of it. The staff seemed very energetic, great guys to work with. I got a chance to talk to those guys and I'm looking forward to working with them. I'm excited about the young corners that they have there and to work with them to try to help them become better football players and young men."

In the past two seasons at Boise State, CB Tyler Horton drew first-team All-Mountain West honors in 2017 while S Kekoa Nawahine (2017), S Chancellor James (2016) and CB Jonathan Moxey (2016) all garnered second-team honors playing under Ambrose. In 2015 he coached the cornerbacks at Texas State, held the same position at Idaho in 2014 and from 2011-12, was the secondary coach at California. Ambrose spent the 2013 season as an intern with the New Orleans Saints. He began his coaching career in 2006 as an intern with the Atlanta Falcons.

A second-round draft pick out of Mississippi Valley State in 1992, Ambrose played 13 seasons in the NFL with the Indianapolis Colts (1992-95), Cincinnati Bengals (1996-98), Atlanta Falcons (2000-02) and New Orleans Saints (1999, 2003-04). He was named an All-Pro and AFC Defensive Back of the Year in 1996 after recording a career-best eight interceptions (second-most in the league) with the Bengals. Over 192 games played (of which he started 141), Ambrose hauled in 42 interceptions, three of which he returned for touchdowns. He also broke up 35 passes and registered 514 tackles (464 solo).

DRAKE NAMED DEFENSIVE LINE COACH

Kwahn Drake, the defensive line coach last season at Eastern Illinois University, was named to the similar position at the University of Colorado on January 25. Considered a rising star in the profession, EIU head coach Kim Dameron had promoted Drake, 32, to co-defensive coordinator following the 2017 season. Last fall, the Panthers finished 6-5, with a 5-3 record in Ohio Valley Conference play for third place and including a win over a ranked Tennessee State team.

"Kwahn is dynamic young coach that came highly recommended by many different individuals from both the NFL and college," Mike MacIntyre said. "I'm really excited about Kwahn's ability to teach and coach, and the energy he is going to bring to the table for us. I know our defensive linemen are going to be really excited about having Kwahn coach them, and I too am excited about having Kwahn join our staff."

"I'm totally excited to be a Colorado Buffalo," Drake said, noting that this is the farthest west he has ever been in the United States as most of his life has been spent in the Central Time Zone. "I want to thank Coach MacIntyre and Coach D.J. Eliot (CU defensive coordinator) for this opportunity to be a part of this great organization and a chance to bring what I feel is my expertise to the program. I also enjoyed interviewing with and want to thank Rick George (athletic) director and Lance Carl (associate AD who supervises football)."

At EIU, under Drake's tutelage, David Johnson earned second-team All-OVC honors for a second consecutive season. Under Drake's tutelage, he finished his senior season with 51 tackles, 9.5 tackles for a loss which included three-and-a-half quarterback sacks. He ranked 11th in the OVC in sacks and 12th in tackles for a loss.

Prior to his one-year stint at EIU, Drake spent the 2016 season as an offensive analyst for the University of Memphis under head coach Mike Norvell. The Tigers finished 8-5 and earned an invitation to the Boca Raton Bowl. The offense was the second most-prolific in program history, amassing 6,028 yards of offense and scoring 57 touchdowns and 505 points, all the second-highest numbers in school annals. The Tigers' 3,957 passing yards and 303 completions both were the third-most for a season in school history, with 34 touchdown passes a school best.

He got his start in coaching in 2008 as a student assistant at his alma mater, Nicholls State, where he assisted with the defensive line and scouting reports. In 2009, he served as the defensive line and special teams coach for St. James (La.) High school, where it finished as the District 8-3A co-champions.

He then moved on New Orleans' St. Augustine High School as defensive line coach for two years (2011-12). The Purple Knights claimed the District 10-4A championship in 2011 and finished as District 10-5A co-Champions in 2012. He was also the recruiting coordinator and academic advisor, and saw 25 of his players receiving football scholarships at NCAA Division I colleges during his time at St. Augustine.

His first taste in the collegiate coaching ranks came as graduate assistant at Tulane in 2012; he was named the full-time defensive line coach for the 2014-15 seasons, the latter of which saw his players help Tulane rank 12th in the FBS in tackles for a loss per game. In 2012, Drake assisted the Green Wave defensive unit that ranked 22nd in the nation in total defense (352.1), 17th against the rush (123.7) and 18th in scoring (21.4).

He received his bachelor's degree in Business Administration with a concentration in computer information systems from Nicholls State in 2009. He earned his master's degree in Liberal Arts from Tulane in 2013. A New Orleans native, he graduated from Destrehan (La.) High School where he lettered in football, basketball and track.

OLIVER TO FOREGO SENIOR YEAR, DECLARES FOR NFL DRAFT

University of Colorado junior **Isaiah Oliver**, considered to be one of the top cornerbacks in the nation, announced on Dec. 1 that he will forego his senior season with the Buffs and make himself eligible for the 2018 National Football League Draft.

"I've been going back and forth with it over the last few weeks," Oliver said. "A lot went into the decision, but after having talks with my family, my dad and everybody, we felt like it was the best time after the season I had. We weren't necessarily against coming back for another year — I loved playing for Colorado and I wouldn't have minded another year, as well as another year of track — but we felt like where I am physically and mentally as a player, it's time to take the next step. We're really excited about it and looking forward to the next challenge."

Oliver's father, Muhammad Oliver, was a standout cornerback at Oregon and had a five-year NFL career.

He is the ninth CU player to declare early for the NFL Draft dating back to 1993, when defensive tackle Leonard Renfro was the first to do so, and would be a first round selection by the Philadelphia Eagles. Rashaan Salaam was a first round pick by the Chicago Bears in the '95 draft, and most recently, receiver Paul Richardson was a second round choice by the Seattle Seahawks in 2014. All eight Buffs who came out early did so after their junior years and were drafted.

The 6-foot-1, 195-pound Oliver played in 10 games this season after missing two late in the year with a leg injury. He finished with two interceptions, 13 pass breakups, five third-down stops, four touchdown saves and 27 tackles (22 solo). Opposing quarterbacks made it a point to avoid him whenever possible and he was seldom targeted over the last half of the season.

For his career, Oliver finished with 71 tackles, three interceptions and 32 pass break-ups. He also returned punts for Colorado, and had a 68-yard return for a touchdown in 2016 against UCLA.

Oliver said his family members have spent the last several months discussing his draft prospects with NFL front office officials, scouts and agents. While there is no guarantee where he will be drafted, Oliver said the general consensus is that he could be taken in the first two rounds. "The main thing they've come back with is a lot of it is going to come down to testing," Oliver said. "But most people seem to think I'm a top five corner ... it could be anywhere from the first round to the mid- to late second round, all based on combine testing from here on out."

Oliver was also a standout track athlete at Colorado. Last spring, he finished fourth in the Pac-12 decathlon despite practicing only part of the spring. When he was being recruited out of Brophy Prep High School in Goodyear, Ariz., CU head coach **Mike MacIntyre** promised him that he could continue his track career at Colorado if he so chose.

"It was a huge honor to play for Colorado and Coach MacIntyre," Oliver said. "He had the trust and faith in me coming out of high school to give me a scholarship. He allowed me to run track, which was big for me. Everything he has done for me over these last three football seasons have helped me tremendously as a player and as a person as well. I can't thank him enough for everything he's done, and everything the staff has done. Everything he did helped prepare me for where I am today. He's a great coach and a better person."

MacIntyre obviously would have loved to see Oliver return for his senior season — but he also clearly understands the opportunity in front of his latest star defensive back.

"Isaiah is a model student athlete," MacIntyre said. "He did well academically, he did well socially and he did well on the football field and track. He's a phenomenal person and a phenomenal athlete. We're honored to have had him for three years and now he's going on to the next chapter of his life. I'm honored and privileged and proud that I was able to coach him. He will represent the Buffaloes well at the next level — he always has."



Oliver also cited the importance of **Lindsey Malone**, CU's assistant track coach, that she had on him.

"It was a privilege working with coach Malone, she's a tremendous all around coach, and I've always been a firm believer that track makes me a better football player. I feel like she understood that as well, so I honestly believe a lot of my football success is a credit to her. What she allowed me to do the last few years helped make me the football player I am today."

In his career at CU, Oliver played with four defensive backs who are now on NFL rosters — Kenneth Crawley (Saints), Chidobe Awuzie (Cowboys), Ahkello Witherspoon (49ers) and Tedric Thompson (Seahawks). Awuzie, Witherspoon and Thompson were all selected in last April's NFL Draft.

"It has a lot to do with Coach Mac," Oliver said. "His defensive back history, his knowledge of the position and the game — look at the guys who have come through here under him. I feel like they all took his coaching really well, did the things he coached them up to do and it translated to the field. Along with that, he knows what to look for as recruits. He knows who is going to be a good defensive back in college football."

The 2018 NFL Draft will be conducted April 26-28. Late Friday afternoon, Oliver issued the following statement announcing his decision:

"After meeting with my coaches and family I have decided to forego my final year of eligibility and enter the 2018 NFL Draft. The University of Colorado has offered me an incredible experience and will always be a part of who I am. I am extremely grateful for Coach MacIntyre, Coach Brown and the entire coaching staff, along with the support staff of the football program, for molding me as a person, player and student-athlete."

"Playing in the NFL has been a goal of mine and I believe it's time to pursue this opportunity and provide for my family. This was an extremely difficult decision. The coaching staff has done an amazing job developing and mentoring me. If it weren't for the incredible support I have received, this would not be possible. I will take everything that I've learned as a student-athlete at the University of Colorado and will work hard to become the best that I can be."

"Being a part of this team was something special that I will always treasure. I will miss my teammates. I am going to miss representing the University—this is a special place. I am a better person because of my time here and I am forever thankful for the opportunities that were provided to me. Go Buffs!"

SCORING RACE

This was the fifth time in school (known) history that two players scored 80 or more points; **TB Phillip Lindsay** wrestled the lead away from **PK James Stefanou** in the final game, as Lindsay finished with 90 points and Stefanou with 86. All instances involved a placekicker, and all include running backs; the only other was a quarterback in 1989 when three players scored 90-plus. This marked the first time that the running back scored 80-plus with a TD receiving; all others scored all of theirs on the ground. This was the second-closest scoring race with this many points scored, and was the first within 10 points since 2012, when **PK Will Oliver** scored 46 points and **TB Christian Powell** 42. (And it's only the seventh time there have been two 70-plus scoring seasons in school history, though not including 1905, when it likely happened but no statistics are available for that 9-game season when CU scored 359 points):

1989

Player	G	TD	Ru	Re	Rt	2Pt	PAT	FG	Pts
J.J. Flannigan	11	18	18	0	0	0-0	0-0	0-0	108
Darian Hagan	11	17	17	0	0	0-0	0-0	0-0	102
Ken Culbertson.....	11	0	0	0	0	0-0	59-59	13-17	98

1990

Player	G	TD	Ru	Re	Rt	2Pt	PAT	FG	Pts
Eric Bieniemy.....	11	17	17	0	0	0-0	0-0	0-0	102
Jim Harper.....	12	0	0	0	0	0-0	41-41	14-22	83

1994

Player	G	TD	Ru	Re	Rt	2Pt	PAT	FG	Pts
Rashaan Salaam.....	11	24	24	0	0	0-0	0-0	0-0	144
Neil Voskeritchian	11	0	0	0	0	0-0	50-51	10-17	80

2001

Player	G	TD	Ru	Re	Rt	2Pt	PAT	FG	Pts
Chris Brown.....	12	16	16	0	0	0-0	0-0	0-0	96
Jeremy Flores	11	0	0	0	0	0-0	40-42	18-24	94

2017

Player	G	TD	Ru	Re	Rt	2Pt	PAT	FG	Pts
Phillip Lindsay.....	12	15	14	1	0	0-0	0-0	0-0	90
James Stefanou.....	11	0	0	0	0	0-0	35-35	17-22	86

SEVENTY-ONE PLAYERS EARN LETTERS

Colorado had **71** players earn letters in 2017, **32** offensive players, **33** defensive players and **6** specialists; 27 players lettered for the first time. There are generally five ways a player has lettered historically at Colorado since the platoon era: participate in 100 plays (scrimmage snaps plus special teams; this was waived back in the 90s in favor of if they appeared for at least one play in one game); possess a special skill—punter/kicker/special teams; be a true freshman (or JUCO) who gave up his redshirt year for the benefit of the team (unless injured and can get a medical redshirt); being lost for the season due to injury without a redshirt year available; or be a senior in good academic standing. The 2017 lettermen (21 seniors listed in **bold**):

ADKINS II, Michael	5L	FRANKE, Jase	3L	KINNEY, Alex	3L	MOELLER, Ryan	4L	STEFANO, James	1L
BALE, J.T.	2L	FRAZIER, George	4L	KOUGH, Gerrad	4L	MONTEZ, Steven	2L	TALLEY, Daniel	2L
BERGNER, Andrew	3L	GAMBOA, Rick	3L	LAGUDA, Afolabi	3L	MULUMBA, Chris	1L	TONZ, Brett	2L
BISHARAT, Beau	2L	GRAHAM, Chris	4L	LANDMAN, Nate	1L	NIXON, K.D.	1L	TREGO, Kyle	2L
BLACKMON, Ronnie	1L	GRZESIEK, Tanner	1L	LEWIS, Drew	2L	NOYER, Sam	1L	TUJLOMA, Lyle	2L
BOBO, Bryce	4L	HAIGLER, Aaron	2L	LINDSAY, Phillip	4L	OLIVER, Isaiah	3L	UDOFFIA, Trey	1L
BOUNDS, Chris	2L	HASSELBACH, Terran	3L	LOPEZ, Eddy	3L	PATTERSON, T.J.	1L	VAUGHN, Hunter	1L
CALLIER, Jacob	1L	HEADLEY, Trent	1L	LYNOTT, Tim Jr.	2L	POPLAWSKI, Jared	1L	WALKER, Lee	3L
COLEMAN, Timothy Jr.	4L	HUCKINS, Jonathan	4L	MacINTYRE, Jay	3L	PRICE, Davis	2L	WIGLEY, Dante	1L
COOPER, Lucas	2L	HUDSON, Uryan	1L	MARKSBERRY, Casey	1L	RAKESTRAW, Derrion	1L	WINFREE, Juwann	1L
DEMENT, Kevin	1L	HUNTLEY III, Johnny	2L	MATHEWES, Michael	3L	ROBERTS, Terriek	1L	WORTHINGTON, Evan	3L
EDWARDS, Javier	1L	IRWIN, Jeromy	5L	McCARTNEY, Derek	4L	ROSS, Devin	4L		
EVANS, Kyle	3L	JACKSON III, Leo	3L	MEEK, Bryan	1L	SANDERS, Chase	1L		
FIELDS, Shay	4L	JONES, Akil	1L	MIDDLEMISS, Dillon	2L	SHENAU, Laviska	1L		
FISHER, Nick	3L	KAISER, Josh	3L	MILLER, Isaac	1L	SPARACO, Dante	1L		

STEFANO NAMED SEMIFINALIST FOR LOU GROZA AWARD, FROSH ALL-AMERICAN

PK James Stefanou was one of 20 semifinalists for the Lou Groza Award given to the nation's top place kicker, the third Buffalo to be a semifinalist for the award, joining **Will Oliver** and **Mason Crosby**, who was the runner-up in 2005 and a semifinalist in 2006. Stefanou did not advance to finalist status; here's how he compared to the three finalists:

STEFANO COMPARED TO THE LOU GROZA AWARD FINALISTS (*—winner)

Placekicker, School	FGM	FGA	Pct.	1-19	20-29	30-39	40-49	50+	Long	Games w/ 3+ FGM	Long Streak/ Consec. FGM	XPA	XPM	PTS
*Matt Gay, Utah	27	31	87.1	0-0	9-9	9-10	4-6	5-6	56	5	14	37	37	118
Daniel Carlson, Auburn	21	28	75.0	0-0	6-7	6-7	5-7	4-7	54	4	7	45	54	117
Dominik Eberle, Utah State	16	18	88.9	0-0	8-8	3-4	4-5	1-1	52	3	9	45	45	93
James Stefanou, Colorado	17	22	77.3	0-0	2-2	12-14	2-3	1-3	53	4	9	35	35	86

► He earned first-team **Freshman All-American** honors from ESPN.com.

► Stefanou's **53-yard** field goal at Arizona State was a career-long and also the second-longest by a freshman in CU history (behind the 54-yarder Davis Price made in 2016). It is tied for the fourth-longest by a freshman in the NCAA this season and tied for the 13th-longest overall.

► The 53-yarder is tied for the 19th-longest in CU history ... the seventh-longest on the road.

► He had streaks of nine and six consecutive field goals this season (the nine tied the second-most, but the most in one season; the others overlapped two).

► His **17** field goals made tied for the sixth-most in a single season at Colorado and his **86** points were the sixth-most by kicking (both the most by a frosh, kicking and overall).

► He is just the third freshman to have a 1.000 percentage on multiple extra-point kicks, but by far and away made the most (35-of-35; Patrick Blottiaux was 7-of-7 in 1988 and Jason Lesley 2-of-2 in 1995).

TDS, PICKS AND THROWS

QB Steven Montez threw 18 touchdown passes in 2017, tied for the seventh-most in a single season in school history. Of course, that can be dependent on the number of throws. For those 10 seasons where a quarterback threw at least 15 TD passes, his percentage was the second-lowest at 4.77; but he countered that by have the best interception percentage among the group, at just 2.39 percent. So his 2-to-1 ratio of 18 TD passes to nine picks also played out in the percentages, which only Joel Klatt (2003), John Hessler (1995) and Mike Moschetti (1998) bettered. A closer look:

Quarterback	Season	Class	Att	TD	Pct.	Int	Pct.	Quarterback	Season	Class	Att	TD	Pct.	Int	Pct.
Sefo Liufau	2014	Soph.	498	28	5.62	15	3.01	Cody Hawkins	2007	Fr-RS	424	19	4.48	15	3.54
Koy Detmer	1996	Sr.	363	22	6.06	12	3.31	Steven Montez	2017	Soph.	377	18	4.77	9	2.39
Joel Klatt	2003	Soph.	358	21	5.87	10	2.79	Mike Moschetti	1999	Sr.	331	18	5.44	12	3.63
John Hessler	1995	Soph.	266	20	7.52	9	3.38	Cody Hawkins	2008	Soph.	320	17	5.31	10	3.13
Tyler Hansen	2011	Sr.	412	20	4.85	11	2.67	Mike Moschetti	1998	Jr.	276	15	5.43	7	2.54

KINNEY ENDS ON A ROLL

P Alex Kinney was a bit under the radar this season, but in the end had a career year. The junior not only enjoyed his best season in gross (43.8) and net (41.7) averages, he set school records for the most punts (28) inside-the-20 as well as the highest percentage of kicks doing so (50.0 percent). CU's best in the latter (team leaders with a third of their kicks inside-the-20 or better, along with how many were also inside-the-15):

Player	Season	Class	Punts	In20	Pct.	In15	Pct.	Player	Season	Class	Punts	In20	Pct.	In15	Pct.
Alex Kinney	2017	Jr.	56	28	50.0	15	26.8	Dick Anderson	1967	Sr.	19	7	36.8	4	21.1
Darragh O'Neill	2014	Sr.	65	27	41.5	14	21.5	Matt DiLallo	2007	Soph.	61	22	36.1	12	19.7
Keith English	1988	Sr.	51	21	41.2	12	23.5	Alex Kinney	2015	Fr.	66	23	34.8	17	25.8
Boyd Dowler	1958	Sr.	33	13	39.4	6	18.2	John Torp	2005	Sr.	72	24	33.3	13	18.1
Tom Rouen	1989	Jr.	36	14	38.9	7	19.4	Darragh O'Neill	2013	Jr.	66	22	33.3	18	27.3

HANGING ON TO THE BALL ... AGAIN

The Buffaloes tied the school record for the fewest fumbles lost in a season with five, matching the mark set some 61 years ago in 1956; the 14 fumbles overall tied the second-fewest in history. In the latter, the three lowest totals have all occurred in the MacIntyre Era (2013-present). A closer look:

Season	Fumbles	Lost	Season	Fumbles	Lost
2014	12	6	1956	23	5
2017	14	6	2017	14	5
2013	14	9	2014	12	6
1960	17	11	1993	18	6
Four occasions	18	...	1989	24	7
			Four occasions	...	8

PERFECT IN CLOSE

Colorado scored in all 18 goal-to-go situations in 2017, including 17 touchdowns. A look at perfect (or near) seasons in this regard since 1984 when the stat was first tracked:

Season	Number	Scores	TD (Pct.)	FG	Pct.	Season	Number	Scores	TD (Pct.)	FG	Pct.
1996	26	26	21 (80.7)	5	100.0	2014	21	20	17 (81.0)	4	95.2
2017	18	18	17 (94.4)	1	100.0	1989	34	32	31 (91.2)	1	94.1
2002	16	16	15 (93.8)	1	100.0	1993	16	15	14 (87.5)	1	93.8
1985	13	13	13 (100.0)	0	100.0	1986	14	13	13 (92.9)	0	92.9
1994	31	30	29 (93.5)	1	96.7	2008	14	13	13 (92.9)	0	92.9
1988	19	18	16 (84.2)	2	94.7						

► Under MacIntyre, CU has scored in **93** of **105** goal-to-go situations (88.6 percent), with **78** touchdowns. The 12 non-scores: six ended by fourth down misses, four missed field goals and two turnovers.

SPECIAL TEAMS POINTS CHAMP

Sophomore **TB Beau Bisharat** was CU's special teams point champion this season, leading the Buffs with 29 points, tied for the ninth-most since CU created the category in 1987. His 13 total tackles, three of which have been inside the opposing 20 yard-line, were the most by a player since 2010 (14 by Arthur Jaffee). Along with those, Bisharat was credited with three knockdown or springing blocks on kick returns, he downed two punts, forced five fair catches, had two "first downfield" credits on a kickoff or punt that altered the return path two times and one caused penalty. Bisharat also finished third on the team in rushing with 61 yards on 21 attempts.

MISCELLANEOUS STAT BOX / MACINTYRE ERA

Season	Red Zone (Scores-Att; TD/FG); Plays-Yds)			Avg./1st Down		2nd Down Eff.		3rd /Avg-to-Go		Colorado					Opponent				
	Colorado	Opponent		Colo.	Opp.	Colo.	Opp.	Colo.	Opp.	Plays	20+	10+	5+	0 Neg	Plays	20+	10+	5+	0 Neg
2013	26-32 (14/12)	89-252	51-62 (42/ 9)	184-602	5.8	6.5	91-281	103-301	7.1	6.4	832	42	138	322	210	67	924	73	201
2014	40-45 (29/11)	117-410	47-52 (34/13)	108-405	5.4	6.8	116-337	83-267	6.5	6.8	996	48	176	419	242	83	845	72	189
2015	39-53 (27/12)	153-438	39-44 (26/13)	123-360	5.8	5.7	116-336	92-319	7.1	6.3	1008	50	174	417	209	100	948	65	169
2016	51-57 (37/14)	155-538	31-41 (22/ 9)	96-305	6.0	5.1	116-350	80-301	6.3	7.4	1037	57	188	439	214	90	910	48	150
2017	37-44 (25/12)	102-251	39-44 (25/14)	109-385	5.7	6.2	97-297	119-301	7.3	6.6	909	50	186	377	205	87	884	62	181

LINDSAY NAMED STATE'S OFFENSIVE PLAYER OF THE YEAR

Senior tailback **Phillip Lindsay** has been named the state's offensive player of the year by the Colorado Chapter of the National Football Foundation.

Largely unrecruited after tearing his ACL as a senior at Denver South High School, he proceeded to play in all 51 of CU's games in his career (including the Alamo Bowl with 30 starts), and in the process became Colorado's all-time leader in all-purpose yards (5,760) and yards from scrimmage (4,683). He finished as the Buffs' second all-time leading rusher with 3,707 yards and is the first player in CU history to record back-to-back 1,000-yard seasons (and just the second to have two).

He also finished fourth on the scoring chart (234 points, second to only Eric Bieniemy by non-kickers), and with 110 receptions for 976 yards, he also set school records for the most in each by a running back; he became the 14th player to join CU's 500/500 Club (rushing and receiving yards), narrowly missing becoming the first to hit 1,000 in both (which he did counting the bowl game, but CU does not include those numbers—for any player). Overall, he set 24 records and tied two others in his CU career.

"It's an honor to be able to win this award, especially coming out of Denver South (High School), the University of Colorado and the state of Colorado," Lindsay said. "It's been a fun ride, and it's really a privilege to represent the state with this kind of honor – but also coming out of and representing the DPS (Denver Public Schools) is a privilege in itself to receive this recognition."

As a senior this season, he earned second-team All-Pac-12 honors from the Associated Press at the all-purpose position, and honorable mention accolades at running back by the league coaches. He emerged as one of the top running backs in the nation and was named one of 11 semifinalists for the Doak Walker Award while being named CU's Zack Jordan Award as the team's most valuable player. He rushed for 1,474 yards, the fifth-most in a single-season at Colorado, which was the 10th-most in the NCAA for the regular season (fifth in the Pac-12) ... His 301 attempts set a school single-season mark and also led the nation. He led the Buffs in scoring with 90 points on the strength of 15 touchdowns (14 rushing), and earned 93 first downs in averaging 144.3 all-purpose yards per game, which was good for second in the Pac-12 and 11th nationally.



Lindsay is the first Buffalo to win the offensive honor since the award was conceived by the chapter's board in 2003. Linebacker **Jordan Dizon** won the defensive nod in 2007, with **Jeremy Bloom** (2002) and placekicker **Mason Crosby** (2004, 2005, 2006) claiming special team player of the year accolades.

Lindsay, along with offensive tackle Jeromy Irwin and cornerback Isaiah Oliver garnered first-team All-Colorado honors, with receiver **Bryce Bobo**, guard **Gerrad Kough**, linebackers **Rick Gamboa** and **Drew Lewis** and placekicker **James Stefanou** earning second-team mention.

The defensive player of the year award winner was linebacker **Dean Wegner** from Colorado Mines; the special teams honor went to receiver/kick returner **Virnel Moon** from Colorado Mesa; and the coach of the year selection was CSU-Pueblo's **John Wristen** for the sixth time in the last seven seasons (Colorado's **Mike MacIntyre** snapped that streak in 2016).

All recipients will be recognized at the chapter's 25th annual scholar-athlete banquet, scheduled for Monday, April 9 in Golden. The team and specialty awards are voted on by members of the chapter's board and one representative from each school.

LINDSAY COMPARISON TO OTHER TOP TAILBACKS IN THE FBS

TB Phillip Lindsay accounted for **1,731** yards from scrimmage this season, which equated to **34.5** percent of Colorado's total offense. He touched the ball 328 times since his last fumble, which was on his last touch of the third quarter in the 2016 Alamo Bowl (a fumble he recovered). He finished his senior season ranked fifth in the FBS in yards from scrimmage, 10th in rushing yards with 1,474 on an NCAA-high 301 carries (13 more than the next player). To say that Lindsay did it all for the Buffaloes is an understatement; below are comparisons for him against the 10 other semifinalists for the Doak Walker Award:

Runs of 35+ yards				Fewest Lost Yardage on Carries			
Player, School.....	Total Carries	35+ runs	Games w/ 35+ run	Player, School	Total Carries	Att/Gm	Lost Yardage
Bryce Love, Stanford.....	237	17	11	Royce Freeman, Oregon.....	244	20.3	28
Josh Adams, Notre Dame.....	191	11	6	Ronald Jones, USC.....	242	18.6	26
Rashaad Penny, SDSU.....	275	12	9	Phillip Lindsay, Colorado.....	301	25.7	33
Saquon Barkley, Penn State.....	199	7	7	Jonathan Taylor, Wisconsin.....	273	21.0	36
Phillip Lindsay, CU.....	301	6	4	Josh Adams, Notre Dame.....	191	15.9	44
Jonathan Taylor, Wisconsin.....	273	7	7	Kerryon Johnson, Auburn.....	263	20.2	58

Fewest Fumbles				Percentage of Team's Yards From Scrimmage			
Player, School	Total Touches	Fumbles	Fumbles Lost	Player, School	Rush	Rec-Yds.	% of Teams
Phillip Lindsay, CU.....	324	0	0	Rashaad Penny, SDSU.....	2,027	18-142	44.1
Saquon Barkley, Penn State.....	261	0	0	Bryce Love, Stanford.....	1,973	6-33	39.6
Kerryon Johnson, Auburn.....	286	1	1	Jonathan Taylor, Wisconsin...	1,847	7-82	35.7
Ronald Jones, USC.....	256	0	0	Phillip Lindsay, CU.....	1,474	23-257	34.5
Josh Adams, Notre Dame.....	201	0	0	Saquon Barkley, Penn State...	1,134	47-594	31.8
Royce Freeman, Oregon.....	258	2	1	Devin Singletary, FAU.....	1,796	18-185	31.0
Bryce Love, Stanford.....	243	2	0	Royce Freeman, Oregon.....	1,475	14-164	30.1

(A lot more on CU's Tasmanian Devil (Lindsay) beginning on page 20)

100: DOUBLE YOUR PLEASURE

No, we're not referring to the 1971 song that peaked at No. 22, *Double Lovin'* by the Osmonds that was recently parodied in a CitiBank ad (that was a cover of the '70 tune by Spencer Wiggins that was used in the commercial—but it never cracked the top 40—your trivia lesson for this release). Juniors **Rick Gamboa** and **Drew Lewis** are Colorado's first pair of players to record 100-plus tackles in a season since 2006 (and the second pair of 'backers to do it since 1994). They're the 20th tandem (one did it twice) to post triple digits in tackles the same season (on three occasions, three players hit the century mark:

Season	Pos	Players	UT, AT—Total	Season	Pos	Players	UT, AT—Total	Season	Pos	Players	UT, AT—Total
1971	ILB	Randy Geist.....	37, 71—108	1986	ILB	Barry Remington.....	58, 69—127	1996	SS	Ryan Black.....	78, 76—154
	ILB	Bud Magrum.....	39, 65—104		SS	Mickey Pruitt.....	73, 33—106		ILB	Matt Russell.....	83, 54—137
	ILB	Billie Drake.....	34, 68—102						FS	Steve Rosga.....	71, 51—122
1975	ILB	Gary Campbell.....	59, 55—114	1987	ILB	Eric McCarty.....	88, 60—148	1997	FS	Ryan Sutter.....	98, 72—170
	DE	Troy Archer.....	60, 45—105		ILB	Michael Jones.....	74, 57—121		ILB	Hannibal Navies.....	85, 45—130
1979	ILB	Bill Roe.....	73, 89—162		SS	Mickey Pruitt.....	63, 45—108	1999	ILB	Jashon Sykes.....	82, 52—134
	NT	Laval Short.....	66, 70—136	1988	ILB	Michael Jones.....	73, 40—113		FS	Rashidi Barnes.....	74, 34—108
1980	ILB	Steve Doolittle.....	38, 76—114		OLB	Kanavis McGhee.....	66, 36—102	2000	SS	Michael Lewis.....	76, 41—117
	ILB	Bob Humble.....	35, 75—110	1990	ILB	Greg Biekert.....	105, 45—150		ILB	Jashon Sykes.....	78, 33—111
1983	ILB	Terry Irvin.....	58, 63—121		ILB	Chad Brown.....	72, 34—106	2002	CB	Donald Strickland.....	85, 24—109
	ILB	Don Fairbanks.....	49, 61—110	1991	OLB	Chad Brown.....	70, 55—125		FS	Medford Moorer.....	75, 32—107
1984	ILB	Barry Remington.....	60, 63—123	1994	ILB	Ted Johnson.....	92, 55—147	2006	ILB	Jordon Dizon.....	80, 57—137
	DT	George Smith.....	61, 52—113		ILB	Matt Russell.....	63, 42—105		ILB	Thaddeus Washington..	60, 47—107
1985	ILB	Barry Remington.....	83, 79—162	1995	ILB	Matt Russell.....	88, 31—119	2017	ILB	Drew Lewis.....	49, 70—119
	ILB	Don DeLuzio.....	77, 64—141		FS	Steve Rosga.....	63, 41—104		ILB	Rick Gamboa.....	45, 72—117

MORE GAMBOA

ILB Rick Gamboa had a career-high 17 tackles against Arizona State on Nov. 4, and were the most by a Buffalo since ILB Kenneth Olugbode posted 18 (10 unassisted) in the 10-5 win at Stanford last season. Of Gamboa's 17 tackles, six of them were solo stops, including two third down stops and one quarterback chasedown (near sack). Gamboa now has 110 tackles on the season, a single-season best for the junior (he had 96 in 2015 and 79 in 2016). Perhaps a bit under the radar, his 292 career tackles rank 19th in Colorado history; there have been 15 Buffs in school history that have posted 300 or more career tackles, with Gamboa's sights set on becoming the 16th.

JACKSON NEARLY SETS UNIQUE MARK

DE Leo Jackson III kind of flew under the radar this season, in which he was in the best condition of his collegiate career. In the end, he wound up playing the second-highest percentage of total plays by a defensive lineman in school history since total plays have been tracked. He was in for 794 total snaps out of a possible 885, which equated to 89.7 percent of all defensive plays. Jackson finished with 60 tackles (40 solo), fifth-most on the team and the most by a defensive lineman. His 5½ quarterback sacks were the team-high, three coming against Texas State, the most in a single game by a Buff since 2010. Jackson edged out DE Abraham Wright, who played 88.4 percent of CU's snaps in 2006. Here's a look at the highest percent of snaps played by defensive linemen (ends, tackles) over the last 31 seasons since play counts started to be tracked:

Season	Player, Pos.	Snaps	Team	Pct.	Season	Player, Pos.	Snaps	Team	Pct.
1987	Curt Koch, DT	681	750	90.8	2007	George Hypolite, DT	684	830	82.4
2017	Leo Jackson III, DE	794	885	89.7	2001	Justin Bannan, DT	690	838	82.3
2006	Abraham Wright, DE	707	800	88.4	1995	Kerry Hicks, DT	625	771	81.1
2007	Brandon Nicolas, DT	711	830	85.7	2002	Marques Harris, DE	755	936	80.7
2002	Tyler Brayton, DT	801	936	85.6	2008	Brandon Nicolas, DT	670	834	80.4
1994	Darius Holland, DT	648	758	85.5	2000	Justin Bannan, DT	660	822	80.3
1988	Alfred Williams, DE	674	790	85.3	2008	George Hypolite, DT	668	834	80.1
1987	Kyle Rappold, MG	639	750	85.2	2001	Tyler Brayton, DT	671	838	80.1
1988	Kanavis McGhee, DE	666	790	84.3	1989	Art Walker, DT	593	742	80.1
2000	Brady McDonnell, DE	690	822	83.9	2013	Chidera Uzo-Diribe, DE	739	924	80.0
1992	Leonard Renfro, DT	611	731	83.6	2005	Vaka Manupuna, DT	701	877	79.9
1990	Garry Howe, NT	681	823	82.7	1993	Shannon Clavelle, DT	596	763	78.1
2015	Jordan Carrell, DT	784	949	82.6	2016	Jordan Carrell, DT	695	910	76.4

TIME TIME TIME

Colorado had its fourth-longest drive, time-wise, in its history against Arizona on Oct. 7; the Buffs gobbled up over nine-and-a-half minutes on a second quarter touchdown drive against the Wildcats; it was the second longest drive by time in the last 22 seasons. Colorado was 3-of-5 on third downs on the drive, including a 1-yard touchdown run by Phillip Lindsay, and 2-of-2 on fourth downs. The longest drives by time in CU history:

10:07—(21 plays, 99 yards) vs. Miami, Fla., at Miami, Oct. 13, 1961 (TD)
 10:03—(16 plays, 85 yards) vs. Colorado State in Denver, Sept. 17, 2011 (TD).
 9:54—(22 plays, 70 yards) vs. Kansas in Boulder, Nov. 23, 1985 (FG).

9:34—(19 plays, 85 yards) vs. Arizona in Boulder, Oct. 7, 2017 (TD).
 9:33—(19 plays, 97 yards) vs. Tennessee at Anaheim, Aug. 26, 1990 (TD).
 8:51—(18 plays, 96 yards) vs. Colorado State at Fort Collins, Sept. 7, 1996 (TD).

The **19** plays tied for the third most, all of which are accounted for in the above list. CU did have another 18 play drive in 2017 (against Oregon State; it ate up 88 yards in "just" 6:22).

WINFREE BREAKS OUT

WR Juwann Winfree, who transferred to CU from Maryland via Coffeyville Community College, rose to the occasion after **WR Shay Fields** went out early in the USC game with a concussion. He caught five balls for 163 yards and two touchdowns, his first score covering 79 yards pulling the Buffs to 27-7 and the second (57 yards) accounting for the final points of the game in CU's 38-24 setback to the No. 15 Trojans.

► He had the first 100-yard game of his CU career, as well as his first CU touchdowns (coming into the game, he had 12 catches for 109 yards, and in his one season at Maryland, he caught 11 balls for 158 yards and two touchdowns in 2014).

► His 79-yard touchdown that put CU on the board was the longest play from scrimmage this season, as well as the longest from scrimmage since the 2013 season opener, when Paul Richardson caught an 82-yard TD pass from Connor Wood against Colorado State.

► The 163 yards were the 20th-most in a single game in Colorado history, as well as the most by a player on the team since Fields had 168 against Arizona in 2015; Winfree is the 53rd player in CU history to record a 100-yard receiving game.

► Of the 31 games in school history where players had 150 or more receiving yards, his 32.6 average per catch is the fourth-best, and the highest in 14 years (Derek McCoy caught four passes for 192 yards and two scores, averaging 48.0 yards against CSU in 2003 ... also the highest average among those 31).

► Along with **WR Bryce Bobo** (10-113), they were the two first Buffaloes to have 100-yard games in the same game since Paul Richardson (11-140) and Nelson Spruce (8-140) against California in Boulder on Nov. 16, 2013.

► His 163 receiving yards tied for the seventh-most yards put up by any Pac-12 receiver in 2017, with the 32.6 average the highest yard per catch average by any league player in 2017 with a minimum of five receptions. It was also the sixth highest average posted by any FBS player with a minimum of five catches:

FBS SINGLE-GAME HIGH FOR YARDS PER RECEPTION (minimum 5 receptions)

Player, School	Opponent	Rec	Yards	TD	Avg/Catch	Long
James Washington, Oklahoma State	Baylor	6	235	1	39.2	68t
Chris Murray, Arkansas State	Georgia Southern	5	188	2	37.6	57t
Jalen Virgil, Appalachian State	Coastal Carolina	5	186	2	37.2	83t
Kalib Woods, Florida Atlantic	North Texas	6	208	1	34.7	54t
Jalen Reagor, TCU	Stanford (Alamo)	5	169	1	33.8	93t
Juwann Winfree, Colorado	#15 USC	5	163	2	32.6	79t
Trevon Brown, East Carolina	Cincinnati	9	270	2	30.0	95t

Next highs from Pac-12 players

Vic Wharton III, California	North Carolina	5	156	1	31.2	67t
N'Keal Harry, Arizona State	#24 Oregon	7	170	1	24.3	52

TALK ABOUT A RARITY THESE DAYS

The scoreless first quarter in CU's 28-0 loss at Washington State was just the seventh involving the Buffs in a 178-game span (dating back to 2003), and the first since Washington in Boulder (Nov. 17, 2012; UW won, 38-3), and then you have to go back to the 2008 opener against CSU in Denver (eventually a 38-17 CU win), which followed three in 2007 and one in 2006. The Buffs had scored in 12 straight quarters up until that point (and the opponent in 15). And then:

► Colorado hadn't had a scoreless first quarter in a home game at Folsom Field since Oct. 20, 2007 (a 19-14 loss to Kansas), or in 20 years, until the Buffs and Southern California dueled to 0-0 draw after 15 minutes on Nov. 11.

CAREER HIGH FOR McCARTNEY

OLB Derek McCartney played his best football of the season down the stretch. On Nov. 4 at Arizona State he, posted a career-high 14 tackles (12 solo), a sack, three third down stops, one tackle for no gain (the sack) and three pass breakups. Not only was the three pass breakups a new single-game high, but coming into the game he only had five pass breakups in his first 35 career games. At Utah, in the final game of his career, he had 11 tackles (eight solo, two for losses with a sack--the latter of which gave him 14½ for his career, which is the 16th most by any Buffalo in school history. He finished with 57 tackles on the season (42 over the last six games) and 167 for his career (118 solo, 23 for losses). McCartney's previous career-high for tackles in a game was the 10 he had as a sophomore in 2015 against Colorado State in Denver.

FIRST OF THE YEAR FOR FOUR BUFFS

The Buffs had four sacks against California, which is the most they've had in any Pac-12 Conference game this season. **DE George Frazier**, **ILB Drew Lewis**, **S Evan Worthington** and **DL Jase Franke** were the four Buffs with the sacks -- the first of the season for each of those players (was the first career sack of

► Colorado had 22 sacks by 13 different players; those include three sacks for "zero." Why? The NCAA doesn't recognize a sack for zero, but the NFL does. When CU started keeping sacks, it followed the NFL guideline and historically and with dozens of sacks for zero, the school maintains that for historical purposes.

FOURTH DOWN STREAK





Early in the season, the Buffaloes converted on nine straight fourth down attempts (over a span of four games, including a 4-for-4 effort against Arizona, the second-best single-game performance in CU history, earning first downs needing 2, 1 and 4 yards on runs by **TB Phillip Lindsay**, and a touchdown from 2 yards out on a **QB Steven Montez** to **TE Chris Bounds** pass). The streak ended at Washington State, shy of the school record of 12 over the 2008-09 seasons.

➡ The Buffaloes were 13-of-26 on fourth down tries this season (50 percent); the most makes and attempts in a single season came way back in 1962, when the Buffs were 21-of-41. The best percentage is 72.7, in 1993, but CU was just 8-of-11; the top percentage with 20 or more tries came in 1976 (70.0, 14-of-20), followed by 1964 (69.0, 20-of-29); yes, we researched third and fourth down efficiency at CU dating back to the early 1950s.

➡ CU coach **Mike MacIntyre** has not been shy about going for it on fourth down; in his five seasons at the reins of the program, the Buffaloes are 53-of-112 (47.3) converting on fourth down (35-of-69 the last three seasons).

TALE OF THE TAPE / COLORADO – COLORADO STATE

Looking ahead to the 2018 opener, here's a comparative look between **Colorado** and **Colorado State** in both general areas as well as several statistical categories in the 2017 season (NCAA/national rankings, if applicable, are in parenthesis):

 			 		
Category	Colorado	Colorado State	Category	Colorado	Colorado State
Starters Returning For 2018	11	8	Third Down Conversion Offense	41.8 (46)	50.3 (2)
2017 Overall Record	5-7	7-6	Third Down Conversion Defense	42.2 (93)	44.1 (108)
Streak	Lost 3	Lost 1	Fourth Down Conversion Offense	50.0 (69)	35.0 (115)
vs. AP Ranked Teams (at time of game)	0-3	0-1	Fourth Down Conversion Defense	37.5 (13)	38.9 (16)
Alumni On NFL Rosters (as of Dec. 31)	15	9	Three & Outs on Defense	39 (--)	-- (--)
First Downs	271 (53)	331 (8)	Tackles For Loss	4.5 (111)	5.2 (89)
Rushing Offense	157.2 (74)	200.2 (31)	Tackles For Allowed	6.0 (17)	4.5 (17)
Average Per Rush	3.8	5.0	Quarterback Sacks By	19 (102)	27 (62)
Passing Offense	260.4 (39)	292.2 (20)	Quarterback Sacks Allowed	39 (122)	13 (5)
Completion Percentage	59.5 (59)	61.9 (35)	Net Punting	40.0 (23)	38.2 (55)
Average Per Attempt	7.6	8.3	Punt Returns	10.5 (23)	8.7 (44)
Passing Efficiency	134.4 (57)	147.9 (24)	Punt Return Yardage Defense	5.0 (32)	10.5 (102)
Total Offense	417.8 (48)	492.5 (11)	Kickoff Returns	21.7 (47)	21.5 (57)
Average Per Play	5.51	6.55	Kickoff Return Yardage Defense	19.9 (47)	21.5 (77)
Scoring Offense	26.4 (81)	33.4 (31)	Penalties Per Game	6.3 (78)	6.2 (77)
First Downs Allowed	279 (95)	277 (93)	Penalty Yards Per Game	55.7 (76)	57.0 (83)
Rushing Defense	208.0 (108)	187.1 (89)	Turnovers Gained	14 (105)	18 (70)
Average Per Rush	5.2	5.1	Turnovers Lost	14 (19)	16 (34)
Passing Defense	242.6 (94)	244.5 (96)	Turnover Margin	0.00 (64)	+0.15 (56)
Completion Percentage	55.8	56.7	Interceptions	8 (89)	12 (54)
Average Per Attempt	7.15	7.6	Red Zone Scoring Percentage (Offense) ..	84.1 (68)	85.7 (53)
Pass Efficiency Defense	125.7 (54)	131.2 (74)	Red Zone Scoring Percentage (Defense) ..	85.1 (81)	81.3 (48)
Total Defense	450.6 (109)	431.6 (97)	Time of Possession	28:51 (88)	31:55 (21)
Average Per Play	6.12	6.29	Strength of Record (ESPN Power Index)	67	71
Scoring Defense	28.2 (74)	27.8 (72)	Schedule Strength (USA Today/Sagarin)	63	102

MacINTYRE HEADING INTO SIXTH SEASON

Colorado's had 25 full-time head coaches in its 128-year history, and **Mike MacIntyre** is about to become the seventh in the group to coach the team for six seasons when he is at the reins in 2018. Five of the six went on to pilot the program for 11 seasons or more. A closer look:

Coach	Sixth Season	Record	First 5 Seasons	(Home)	Seasons 4 & 5 Record	Total Seasons	Record
Fred Folsom	1901	5-1-1	28-8	(17-2)	11-6	15	77-23-2
Myron Witham	1925	6-3	29-7-4	(14-2-2)	17-1-1	12	63-26-7
Dal Ward	1953	6-4	24-22-3	(17-6-2)	13-5-2	11	63-41-6
Eddie Crowder	1968	4-6	26-23	(12-12-1)	16-5	11	67-49-2
Bill McCartney	1987	7-4	20-36-1	(12-19)	13-11	13	93-55-5
Gary Barnett	2004	8-5	34-28	(18-10)	14-12	7	48-38
Mike MacIntyre	2018	?	25-38	(15-15)	15-11	5	25-38

► MacIntyre has been at the CU helm for **63** games, which is already the seventh-most in school history; he trails **Bill McCartney** (153), **Eddie Crowder** (118), **Dal Ward** (110), **Fred Folsom** (102), **Myron Witham** (96) and **Gary Barnett** (88).

2017 GAME RECOGNITIONS

Here is the list of those players who carried Colorado's symbolic artifacts when they took the field prior to each game; the sledgehammer is awarded for the toughest legal hit in the previous game (or in camp). The out of state flags were carried by natives of Texas and Florida as a show of support for the victims of Hurricanes Harvey and Irma:

Opponent	Toolbox	Sledgehammer	Colorado Flag	United States Flag	Other
Colorado State	C Jonathan Huckins	SS Ryan Moeller	OT Isaac Miller	ILB Trent Headley
Texas State	ILB Trent Headley	ILB Drew Lewis	CB Andrew Bergner	SN Brian Meek	C Jonathan Huckins (Texas flag)
Northern Colorado	TB Kyle Evans	S Evan Worthington	ILB Jonathan Van Diest	TB Phillip Lindsay	WR Johnny Huntley (Florida flag)
Washington	S Daniel Talley	OG Gerrad Kough	S Evan Worthington	CB Andrew Bergner
UCLA	TE Chris Bounds	S Daniel Talley	S Ryan Moeller	S Kyle Trego
Arizona	OT Aaron Haigler	TE/DE George Frazier	OT Isaac Miller	QB Sam Noyer
Oregon State	OT Josh Kaiser	OG Gerrad Kough	WR Jay MacIntyre	CB Isaiah Oliver
Washington State	DE Sam Bennion	ILB Nate Landman	OLB Tim Coleman	TE Chris Bounds
California	DE Michael Mathewes	TE Chris Bounds	OLB Terran Hasselbach	CB Derrion Rakestraw
Arizona State	CB Lucas Cooper	WR Juwann Winfree	OT Hunter Vaughn	ILB Bryan Meek
Southern California	C Jonathan Huckins	WR Juwann Winfree	TB Phillip Lindsay	TE/DE George Frazier
Utah	OL Josh Kaiser	TE/DE George Frazier	OLB Terran Hasselbach	TB Beau Bisharat

IN GOES FRAZIER ...

TE/DE George Frazier was truly a three-way player this season. He first dabbled a bit on both sides of the ball as a freshman in 2014 (195 plays on defense and caught five passes, three for touchdowns on offense). He was strictly on offense the last two years, but in 2017, he was on the field for **506** plays (**266** offense, **147** defense, **93** special teams). He was easily the first player to play over 100 snaps on both offense and defense in the same season since the platoon era ended with the 1964 season.

KINNEY'S "SHOE" CAME OF AGE

P Alex Kinney, CU's nomination for the Ray Guy Award, enjoyed the best year of his career. He averaged a healthy and career-best **43.8** yards per punt (26th in the NCAA, third in the PAC-12), and that figure was affected by 10 of his 56 kicks coming in opponent territory (it's **46.4** on kicks in CU territory; he did place eight of those boots inside-the-20). His net was 41.7, where he has made the greatest strides, up from 38.1 his freshman year and 35.4 as a sophomore. Of his 56 punts, 28 landed inside-the-20 (15 inside-the-15), with a career-high five inside-the-20 at Washington State in the rain and wind; he got off his career long of 70 yards against Texas State and had boots of 67 and 64 yards at Arizona State (*where the altitude is around 1,200 feet*). A look at his expanded punting numbers:

KINNEY'S EXPANDED STATS

	Punts	Yards	Avg.	Spot	No. Ret.	Return Yards	Avg. Return	Long Return	Pct. Returned	Net Avg.	In20 / 15 / 10 / 5	TB	FC	60+	Inside Own 25----- No. Yds. Avg.	Opp. Territory No.-Yds (In20)	Adjusted 50 & Out No. Yds. Avg.
ALEX KINNEY.....	56	2,451	43.77	C36	13	57	4.4	12	76.8	41.68	28 / 15 / 7 / 1	3	23	5	10 459 45.9	10-318 (8)	46 2133 46.4

Average Spot—yardline where punts average from: Kinney 56/2030. Left-footed punts: none.

SEASON PUNTS INSIDE-THE-20

Alex Kinney, 2017	28
Darragh O'Neill, 2014	27
Darragh O'Neill, 2012	25
John Torp, 2005	24
Alex Kinney, 2015	23
John Torp, 2004	22
Matt DiLallo, 2007	22
Darragh O'Neill, 2015	22
Keith English, 1988	21

CAREER PUNTS INSIDE-THE-20

Darragh O'Neill (2011-14)	95
Alex Kinney (2015-17)	66
John Torp (2002-05)	65
Matt DiLallo (2006-09)	61
Stan Koleski (1973-76)	51

LONGEST PUNTS THIS CENTURY

73 Matt DiLallo vs. Colorado State in Denver, Sept. 9, 2006
72 John Torp vs. Colorado State in Boulder, Sept. 3, 2005
70 Alex Kinney vs. Texas State in Boulder, Sept. 9, 2017
69 John Torp vs. Nebraska in Boulder, Nov. 28, 2003
68 Mark Mariscal vs. Southern California in Boulder, Sept. 14, 2002
68 John Torp vs. Clemson in Orlando (Champs Sports Bowl), Dec. 27, 2005
67 Alex Kinney vs. Arizona State at Tempe, Nov. 4, 2017
All-Time Record:
83 Byron White vs. Missouri in Boulder, Oct. 2, 1937

- ▶ He set single-season CU records for the most punts inside-the-20 (28) and percentage of punts inside-the-20 (50.0).
- ▶ He had the two longest punts in the Pac-12 this season (70 against Texas State, 67 at Arizona State) and three of the four longest.
- ▶ Over the last four games of the season (Cal, Arizona State, Southern California, Utah), he punted 16 times for a 49.3 average ... with 12 of those 16 kicks landing inside-the-20 (and seven inside-the-15).
- ▶ Due to his improvement in hang time combined with CU's punt team defense, Colorado allowed just 5.0 yards per 15 punt returns, 18th in the NCAA for those schools allowing 15 or more, 30th overall). That figure was the best by the Buffaloes since 1997, when opponents averaged just 4.9 yards (18 returns for 88 yards).
- ▶ He had his best single game average of his career at Arizona State (Nov. 4), with five punts for a 51.2 average, four inside-the-20 (47, 38, 67, 64, 40), and ended the year with five for 50.0 at Utah (54, 35, 53, 48, 60).

CHIV'S "COACHED" A HATRICK

Darrin Chiaverini finished his second year as CU's co-offensive coordinator and wide receivers coach. During his 26 games to date, he's coached three players who have passed him on CU's all-time receiving yards list. **WR Shay Fields** passed him as a junior in 2016, while seniors **WR Devin Ross** and **WR Bryce Bobo** did so this year (and a fourth, **WR Jay MacIntyre**, is lurking for the future (he has 870):

Rk	Player (Seasons)	No.	Yards	Avg.	TD	Rk	Player (Seasons)	No.	Yards	Avg.	TD
2	Shay Fields (2014-17).....	190	2,552	13.4	21	18	Darrin Chiaverini (1995-98).....	97	1,199	12.4	6
11	Bryce Bobo (2014-17)	150	1,638	10.9	10	37	Jay MacIntyre (2015-17)	66	870	13.2	4
12	Devin Ross (2013-17)	140	1,626	11.7	9						

BOBO & HALF A HUN(DRED) ... AND MORE

Senior **WR Bryce Bobo**, after making 10 receptions against USC to give him 58 on the season, became the 14th player in school history to record 50 or more receptions in a single season (the 14 have combined to do it 20 times). He joined current teammates **WR Shay Fields** (52 in 2016, 20 in 2014) and **WR Devin Ross** (66 in 2016) and one-time teammate **WR Nelson Spruce**, who did it three times (including a school record 106 in 2014). Fields was shutout in the season finale at Utah and finished with 46 catches this season, thus four shy to reach 50 for the third time to match Spruce's accomplishment.

▶ Colorado did not have a player catch 50 passes in a season until 1984, when **TE Jon Embree** caught 51. The first wide receivers to snare 50 were **Michael Westbrook** (76) and **Charles E. Johnson** (57) in 1992.

▶ And 60. Bobo caught four balls at Utah to finish with 62 receptions, the ninth 60-plus for a single-season at Colorado, and the eighth player to do it (Spruce is the only one to record two 60-plus catch seasons). Westbrook (76 in 1992) was the first to reach the plateau, which didn't occur again until 2003, when **D.J. Hackett** (78) and **Derek McCoy** (63) hit the mark.

500 TIMES THREE

For the second straight year, and the only two times in school history, three different players had at least 500 yards receiving: **WR Bryce Bobo** (693), **WR Shay Fields** (623) and **WR Devin Ross** (508); the same trio did it last year (Fields 845, Ross 765, Bobo 523). Bobo and Fields are just the eighth pair to record 600 or more yards in a single-season. In addition, Bobo (62), Fields (46) and Ross (43) all had 40-plus receptions, just the second time in school annals three players reached the 40 plateau, joining four who did it last year: Ross (66), Fields (52), **TB Phillip Lindsay** (47) and Bobo (41).

RECORD WATCH

The list of records set or tied this season; the Buffaloes set **30** records and tied **6** others, for a total of **36** in 2017; *NOTE: CU did not adopt the NCAA 2002 policy of adding bowl game statistics in its season or career numbers, thus some may differ from NCAA totals.*

INDIVIDUAL RECORDS (32)

Most Games Played, Career/Running Back —50, Phillip Lindsay, 2014-17. <i>Old Record: 46, Hugh Charles, 2004-07.</i>	RECORD
Most Rushing Attempts, Quarter —14, Phillip Lindsay vs. Arizona in Boulder, Oct. 7, 2017 (80 yards) <i>Old Record: 13, on five previous occasions.</i>	RECORD
Most Rushing Attempts, Game —41, Phillip Lindsay vs. Arizona in Boulder, Oct. 7, 2017 (281 yards) <i>Old Record: 40, James Mayberry vs. Kansas State in Boulder, Nov. 19, 1977 (174 yards).</i>	RECORD
Most Rushing Attempts, Game/Senior —41, Phillip Lindsay vs. Arizona in Boulder, Oct. 7, 2017 (281 yards) <i>Old Record: 38, Eric Bieniemy vs. Nebraska at Lincoln, Nov. 3, 1990 (137 yards).</i>	RECORD
Most Rushing Attempts, Game —41, Phillip Lindsay vs. Arizona in Boulder, Oct. 7, 2017 (281 yards) <i>Old Record: 40, James Mayberry vs. Kansas State in Boulder, Nov. 19, 1977 (174 yards).</i>	RECORD
Most Rushing Attempts, Season —301, Phillip Lindsay, 2017 (1,474 yards) <i>Old Record: 298, Rashaan Salaam, 1994 (2,055 yards)</i>	RECORD
Most Rushing Attempts, Season/Senior —301, Phillip Lindsay, 2017 (1,474 yards) <i>Old Record: 288, Eric Bieniemy, 1990 (1,628 yards)</i>	RECORD
Most Rushing Yards, Game/Senior —281, Phillip Lindsay vs. Arizona in Boulder, Oct. 7, 2017 (41 attempts) <i>Old Record: 246, J.J. Flannigan vs. Kansas State at Manhattan, Nov. 18, 1989 (20 attempts)</i>	RECORD
Most Rushing Yards Gained Against One Opponent —605, Phillip Lindsay vs. Arizona (114 in 2014; 91 in 2015, 119 in 2016, 281 in 2017) <i>Old Record: 508, Eric Bieniemy vs. Missouri (68 in 1987, 106 in 1988, 116 in 1989, 217 in 1990)</i>	RECORD
Most 1,000-Yard Rushing Seasons —2, Phillip Lindsay, 2016 (1,189) & 2017 (1,402) <i>Record: 2, Eric Bieniemy, 1988 (1,243) & 1990 (1,628).</i>	TIED RECORD
Most Attempts Without An Interception —172, Steven Montez (seven games, Sept. 23-Nov. 4, 2017) <i>Old Record: 152, Sefo Liufau (nine games, Nov. 13, 2015 to Nov. 3, 2016)</i>	RECORD
Most Consecutive 300-Yard Passing Games —3, Steven Montez (Oct. 28-Nov. 11, 2017; current) <i>Old Record: 2, on three occasions (Koy Detmer, Connor Wood, Sefo Liufau)</i>	RECORD
Most 400-Yard Total Offense Games, Season —2, Steven Montez, 2017 <i>Record: 2, Mike Moschetti, in 1999</i>	TIED RECORD
Most 400-Yard Total Offense Games, Career —3, Steven Montez, 2016-17. <i>Old Record: 2, on three previous occasions (Koy Detmer, Mike Moschetti, Sefo Liufau)</i>	RECORD
Most Receptions By A Running Back, Career —110 (for 976 yards), Phillip Lindsay, 2014-17 <i>Old Record: 93 (for 969 yards), Rodney Stewart, 2008-11</i>	RECORD
Most Receiving Yards By A Running Back, Career —976 yards, Phillip Lindsay, 2014-17 (110 receptions) <i>Old Record: 969 yards, Rodney Stewart, 2008-11 (93 receptions)</i>	RECORD
Most All-Purpose Plays, Half —24 for 136 yards), Phillip Lindsay vs. Arizona in Boulder, Oct. 7, 2017 (first half: 22 rushing, 2 receiving) <i>Old Record: 23 (for 119 yards), James Mayberry vs. Kansas State in Boulder, Nov. 19, 1977 (23 rushing).</i>	RECORD
Most All-Purpose Plays, Game —44 (for 320 yards), Phillip Lindsay vs. Arizona in Boulder, Oct. 7, 2017 (41 rushing, 3 receiving) <i>Old Record: 41 (for 187 yards), James Mayberry vs. Kansas State in Boulder, Nov. 19, 1977 (40 rushing, 1 receiving).</i>	RECORD
Most All-Purpose Yards, Career —5,760, Phillip Lindsay, 2014-17 (3,707 rushing, 976 receiving, 1,077 return) <i>Old Record: 4,828, Rodney Stewart, 2008-11 (919 plays: 3,598 rushing, 969 receiving, 261 return).</i>	RECORD
Most All-Purpose Yards, Game/Senior —320, Phillip Lindsay vs. Arizona in Boulder, Oct. 7, 2017 (281 rushing, 39 receiving) <i>Old Record: 287, Carroll Hardy vs. Kansas State in Boulder, Nov. 20, 1954 (13 plays, 238 rush, 49 return).</i>	RECORD
Most Yards Gained From Scrimmage, Game/Senior —320, Phillip Lindsay vs. Arizona in Boulder, Oct. 7, 2017 (281 rushing, 39 receiving) <i>Old Record: 277, Cortlen Johnson vs. Iowa State at Ames, Nov. 10, 2001 (172 rushing, 105 receiving).</i>	RECORD
Most Yards Gained From Scrimmage, Career —4,683, Phillip Lindsay, 2014-17 (3,707 rushing, 976 receiving) <i>Old Record: 4,567, Rodney Stewart, 2008-11 (3,598 rushing, 969 receiving)</i>	RECORD
Most Points Scored, Season/Freshman —86, James Stefanou, 2017 <i>Old Record: 62, Will Oliver, 2011.</i>	RECORD
Highest Percentage of Extra Points Made, Season/Freshman —1.000 (35-of-35), James Stefanou, 2017 <i>Record: 1.000 (7-of-7, Patrick Blottiaux, 1988)</i>	RECORD
Most Field Goals Attempted, Season/Freshman —22, James Stefanou, 2017 (made 17) <i>Old Record: 16, Will Oliver, 2011 (made 11).</i>	RECORD
Most Field Goals Made, Season/Freshman —17, James Stefanou, 2017 (22 attempts) <i>Old Record: 11, Will Oliver, 2014 (16 attempts).</i>	RECORD
Most Punts Inside-the-20, Season —28, Alex Kinney, 2017 (56 punts) <i>Old Record: 27, Darragh O'Neill, 2014 (65 punts).</i>	RECORD
Highest Percentage of Punts Inside-the-20, Season —50.0, Alex Kinney, 2017 (28 of 56 punts) <i>Old Record: 41.5, Darragh O'Neill, 2014 (27 of 65 punts).</i>	RECORD
Most First Downs Earned, Game, Non-Quarterback —17, Phillip Lindsay vs. Arizona in Boulder, Oct. 7, 2017 (16 rushing, 1 receiving) <i>Record: 17, Rashaan Salaam vs. Texas at Austin, Oct. 1, 1994 (15 rushing, 2 receiving).</i>	TIED RECORD
Most First Downs Earned, Career, Non-Quarterback —234, Phillip Lindsay, 2014-17 (195 rushing, 39 receiving) <i>Old Record: 226, Rodney Stewart, 2008-11 (185 rushing, 39 receiving, 2 passing).</i>	RECORD
Most First Downs Earned Rushing, Career —195, Phillip Lindsay, 2017 <i>Old Record: 185, Rodney Stewart, 2008-11.</i>	RECORD
Longest Interception Return —100, Nick Fisher vs. California in Boulder, Oct. 28, 2017. <i>Record: 100, on four previous occasions (last: Steve Rosga vs. Oklahoma State in Boulder, Oct. 12, 1996).</i>	TIED RECORD

TEAM RECORDS (4)**Most Consecutive Quarters Without A Turnover**—16, Sept. 23-Oct. 21, 2017.**RECORD***Old Record: 12, on two occasions.***Fewest Fumbles Lost, Season**—5, in 2017**TIED RECORD***Record: 5, in 1956.***Most Consecutive Turnover-Free Games**—3, Sept. 30-Oct. 14, 2017**RECORD***Old Record: 2, on five occasions.***Most Turnover-Free Games, Season**—4, in 2017**TIED RECORD***Record: 4, in 1989, 1993, 2006 and 2011.***JACKSON TEAM SACK CHAMP**

CU's quarterback sack leader was **DE Leo Jackson**, who had five-and-a-half for official school records; he became just the 11th Buffalo defensive lineman to record five or more sacks this century. Two of those were "sacks for zero," as *CU, like the NFL, has always counted those dating back to the 1970s, and even though the NCAA doesn't, it still does to have a consistent history*). Derek McCartney was next with five sacks.

MOST SACKS BY A CU DEFENSIVE LINEMAN – SINCE 2000

Player	Year	Sacks	Yards
DE Abraham Wright	2006	11½	93
DE Chidera Uzo-Diribe	2012	7	66
DT Tyler Brayton	2002	7	51
DE Marquez Herrod	2009	6	35
DT George Hypolite	2007	6	42
DE Jordan Carrell	2016	5½	48
DE Chidera Uzo-Diribe	2011	5½	37

Player	Year	Sacks	Yards
DE Forrest West	2010	5½	28
DE Brady McDonnell	2000	5½	31
DE Leo Jackson III	2017	5½	19
DE Abraham Wright	2005	5	28
DT Sam Wilder	2002	5	27
DE Anwawn Jones	2000	5	28

100 QUADFECTA ... AGAIN

Four different Buffaloes had 100-yard receiving games for the second straight year, only the third time in CU history: seniors: **Bryce Bobo**, **Shay Fields** and **Devin Ross** and junior **Juwann Winfree**. The only other year it happened was in 1984 when Loy Alexander, Ron Brown, Jon Embree and Ed Reinhardt all posted 100-yard receiving games. There have been five other seasons in program history where three different players had 100-yard games, the last of those being in 2015 with Fields, Ross and Nelson Spruce. A look at the '84, '16 and '17 quadfectas:

2017

Player	Date	Opponent	No-Yards	Avg.	TD
Shay Fields	Sept. 9	TEXAS STATE	5-110	22.0	0
Devin Ross	Sept. 16	NORTHERN COLORADO	8-143	17.9	1
Bryce Bobo	Oct. 14	at Oregon State	9-126	14.0	2
Shay Fields	Oct. 28	CALIFORNIA	4-101	25.3	1
Shay Fields	Nov. 4	at Arizona State	6-128	21.3	1
Juwann Winfree	Nov. 11	SOUTHERN CALIFORNIA	5-163	32.6	2
Bryce Bobo	Nov. 11	SOUTHERN CALIFORNIA	10-113	11.3	0

1984

Player	Date	Opponent	No-Yards	Avg.	TD
Ed Reinhardt	Sept. 8	MICHIGAN STATE	10-142	14.2	2
Jon Embree	Sept. 8	MICHIGAN STATE	7-112	16.0	0
Jon Embree	Sept. 29	UCLA	8-145	18.1	1
Ron Brown	Oct. 13	IOWA STATE	5-158	31.6	2
Ron Brown	Oct. 27	at Oklahoma State	4-141	35.3	1
Jon Embree	Nov. 3	KANSAS	8-133	16.6	0
Loy Alexander	Nov. 3	KANSAS	7-118	16.9	1

2016

Player	Date	Opponent	No-Yards	Avg.	TD
Devin Ross	Sept. 24	at Oregon	7-153	21.9	1
Shay Fields	Oct. 1	OREGON STATE	7-169	24.1	3
Phillip Lindsay	Oct. 8	at Southern Cal	6-105	17.5	1
Bryce Bobo	Oct. 15	ARIZONA STATE	6-110	18.3	0
Shay Fields	Nov. 12	at Arizona	6-108	18.0	3
Devin Ross	Nov. 19	WASHINGTON STATE	8-121	15.1	0
Phillip Lindsay	Dec. 29	Oklahoma State (Alamo)	6-103	17.2	0

ELEVEN HAVE DASHED 100 ... OR FURTHER

Junior **DB Nick Fisher** joined a very exclusive club when he returned an interception 100 yards in the fourth quarter to close out CU's 44-28 win over California on Oct. 28. It was the 11th 100-yard play in CU history, the fourth interception return of that length. However, the NCAA seals returns at a 100-yard maximum; if it allowed returns to be scored like the NFL, counting end zone yardage, Fisher would have been credited with a 109-yard return (CU's head statistician is also the Broncos'). It was the first 100-yard interception return since 1996, when **FS Steve Rosga** pulled it off against Oklahoma State (his would have been 105 yards). **ILB Marcus Burton** came close in 2005, when he picked one off at the half yard line and raced 99 yards for a score – at Oklahoma State.

COLORADO / 100-YARD PLAYS**KICKOFF RETURNS**

Yards	Player, Opponent, Site, Date (*—opening kickoff of game)
100	Byron White vs. Denver at Denver, Nov. 26, 1936 (TD).
100	*Cliff Branch vs. Kansas in Boulder, Nov. 7, 1970 (TD).
100	*Billy Waddy vs. Kansas State in Boulder, Nov. 22, 1975 (TD).
100	Howard Ballage vs. Nebraska in Boulder, Oct. 21, 1978 (TD).
100	Walter Stanley vs. Oklahoma in Boulder, Oct. 4, 1980 (TD).
100	*Ben Kelly vs. Missouri in Boulder, Oct. 9, 1999 (TD).
100	Marques Mosley vs. Utah in Boulder, Nov. 23, 2012 (TD).

INTERCEPTION RETURNS

Yards	Player, Opponent, Site, Date
100	Dick Kearns vs. Denver at Denver, Nov. 24, 1938 (TD).
100	Johnny Zeigler vs. Colorado Mines in Boulder, Sept. 26, 1942 (TD).
100	Steve Rosga vs. Oklahoma State in Boulder, Oct. 12, 1996 (TD).
100	Nick Fisher vs. California in Boulder, Oct. 28, 2017 (TD).

► **Nick Fisher's** 100-yard interception return for the touchdown is the longest in the FBS this season. Wisconsin's Joe Ferguson has the next longest of 99 yards (against Utah State on Sept. 1). It was the ninth 100-yard return in the FBS in the last five years (first by a Pac-12 player in this time frame). The last Pac-12 player to return a pick 100 yards was Arizona State's Troy Nolan in 2008 against UCLA (there have been 13 in Pac-12 history).

THE 100 CLUB

QB Steven Montez set the school record for the most passing attempts without an interception with **172** over a seven-game span; it only ended on the last play of the game at Arizona State, when he was picked off on a batted ball in the end zone on “Hail Mary” thrown. It was the ninth streak of 100 passes or more in Colorado history (and he was the seventh different quarterback to do it). The 172-game streak was the **longest active streak** in the nation at the time, as the two ahead of him on the list were picked off the week before (N.C. State’s Ryan Finley saw his streak end at 340 and San Diego State’s Christian Chapman’s ended at 168). His last pick had been a third quarter interception against No. 7 Washington on Sept. 23.

► During the streak, he was 100-of-172 for 1,391 yards and 10 touchdowns (58.1 completion percentage, 145.3 rating).

► He finished with 18 touchdowns against nine interceptions for the season. The most attempts without an interception in CU history:

172 Steven Montez (seven games, Sept. 23-Nov. 4, 2017)	107 Sefo Liufau (four games, Oct. 10-31, 2015)
152 Sefo Liufau (nine games, Nov. 13, 2015 to Nov. 3, 2016)	104 Craig Ochs (four games, Oct. 14 to Nov. 4, 2000)
139 Joel Klatt (five games, Oct. 15 to Nov. 12, 2005)	100 John Hessler (six games, Sept. 2 to Oct. 7, 1995)
131 Tyler Hansen (four games, Sept. 3 to Oct. 1, 2011)	99 Darian Hagan (six games, Sept. 21 to Nov. 2, 1991)
118 Sefo Liufau (five games, Sept. 3 to Oct. 3, 2015)	98 Kordell Stewart (five games, Oct. 22 to Nov. 19, 1994)
114 Cody Hawkins (four games, Oct. 9 to Nov. 6, 2010)	

DOUBLE-DIGIT TACKLERS

There were **18** double-digit tackle performances produced by five different Buffaloes this season. **ILB Drew Lewis** led the team with seven, his high being 15 in the win over Oregon State. Fellow **ILB Rick Gamboa** was next with four (high of 17 at Arizona State), **OLB Derek McCartney** had three (career-best of 14 at Arizona State), while **S Afolabi Laguda** (high of 11 versus Colorado State) and **S Evan Worthington** (12 twice, all solo at Oregon State and at Utah, with six unassisted) with two each. In 2016, five Buffs combined to produce 16 double-digit tackle performances with ILB Kenneth Olugbode leading the way with seven of those. Colorado’s current leader in career games with 10 or more tackles is Rick Gamboa, who has produced 11. Lewis is next in line with seven (all from this year) and Laguda was third with five such games.

TURNOVER FREE

Colorado saw its record run of consecutive quarters played without turning the ball over end at Washington State with a fourth quarter; the streak ended at a school-record **16** straight quarters (**253:52** in total time), and nearly went four straight games without one as there was just 3:20 remaining in the 28-0 loss to WSU when the streak came to a close. Colorado has played 13 games out of 63 under Mike MacIntyre without a turnover, easily the highest percentage in any CU head coach’s tenure over two years since World War II. Take a look (TFG—turnover free games; TG—total games):

Coach	TFG	(Record)	TG	Pct.	Coach	TFG	(Record)	TG	Pct.	-----two or fewer seasons/interims-----				
Mike MacIntyre	13	(8-5)	63	20.6	Rick Neuheisel	3	(3-0)	47	6.4	Mike Hankwitz	1	(0-1)	1	100.0
Bill McCartney	23	(18-3-2)	153	15.0	Eddie Crowder	6	(5-1)	118	5.1	Jon Embree	5	(1-4)	25	20.0
Dan Hawkins	8	(3-5)	58	13.8	Dal Ward	5	(2-1-2)	110	4.5	Brian Cabral	1	(1-0)	3	33.3
Gary Barnett	11	(49-38)	87	12.6	Bill Mallory	1	(1-0)	57	1.7	Bud Davis	0	(0-0)	10	0.0
Sonny Grandelius	3	(2-1)	31	9.7	Chuck Fairbanks	0	(0-0)	33	0.0	Jim Yeager	0	(0-0)	19	0.0

- Colorado played four turnover-free games in 2017, tying the school record previously accomplished in 1989, 1993, 2006 and 2011. It nearly had a fifth—an interception on a Hail Mary as time ran out at Arizona State was the lone turnover of that game.
- **Wow:** The Buffaloes committed eight turnovers in the first four games this year, but had just six in the last eight contests (**726** touches).
- Post-World War II (dating back to 1946), Colorado has played **80** turnover-free games, owning a record of **52-24-4** in those games (**2-1** in bowls).
- Colorado has played at least two turnover-free games the last four seasons, matching the longest previous streak in school history (1987-90); the **10** games without a turnover over the last three seasons are the most in any three-year span in school history, as this also marks the first time the Buffs have played at least three turnover-free games in three straight seasons (3 each in 2015 and 2016 with 4 this year).
- Colorado has had at least one turnover-free game for eight straight seasons (2010-17, **21** total), the third-longest run in school annals: the Buffs had at least one for 10 straight years (1998-2007, **19** total) and for nine consecutive seasons (1987-95, **22** total).

THE “BLACKOUT BOYZ”

Colorado’s receiving corps have nicknamed themselves the “**Blackout Boyz**,” mainly led by the four starters: seniors **Bryce Bobo**, **Shay Fields** and **Devin Ross** and junior **Jay MacIntyre**. The quartet’s season totals for 2017 (they again owned the top four spots): **179** receptions, **2,220** yards, **12.3** per, **13** TDs and **99** first downs earned (102 including rushes); those four against Northern Colorado combined for **26** catches for **342** yards (**13.2** per), with **four** touchdowns and all **16** first downs earned in the passing game. It was the first time since Sept. 27, 2014 at California that four different Buffaloes caught TD passes (when five did so in the 59-56 double overtime loss: Nelson Spruce had three while Bryce Bobo, George Frazier, D.D. Goodson and Sean Irwin all caught one).

- The four combined to play **186** games, with **122** career starts.
- The career numbers of the four add to: **546** receptions, **6,681** yards (**12.2** per) and **44** touchdowns.
- To put those 546 receptions in perspective to school history, Colorado completed 547 passes in a 10-year span from 1946-55.

Marriage Proposal ... At the end of CU’s Senior Salute prior to the home finale against Southern California on Nov. 11, senior **ILB Trent Headley** (Littleton, Colo./Columbine High School) proposed to **Elizabeth Trujillo** (a CU cheerleader) ... and she did say yes!

D.J.'s DEBUT

New Colorado defensive coordinator **D.J. Eliot** joined some fine as well as rare company after the Buffaloes held Colorado State to just 3 points in his first game overseeing the CU defense. That was some 55 points fewer than the Rams scored in their opener in a 58-27 win over Oregon State). Since the defensive coordinator position evolved in the late 1960s, the three points by CSU tied for the fewest point Colorado has allowed in the first game of a new DC. Take a look:

FIRST GAME AS DC / FEWEST POINTS ALLOWED

Pts	Defensive Coordinator	Date	Opponent	(Score)	Plays	Yards	Avg.
3	Mike Hankwitz	Sept. 10, 1988	vs. Fresno State	(CU, 45-3)	60	177	2.95
3	D.J. Eliot	Sept. 1, 2017	vs. Colorado State in Denver	(CU, 17-3)	80	397	4.96
7	Don James	Sept. 21, 1968	vs. Oregon	(CU, 28-7)	53	191	3.60
7	A.J. Christoff	Sept. 2, 1995	at Wisconsin	(CU, 43-7)	67	297	4.43
10	Dan Radakovich	Sept. 9, 1972	vs. California	(CU, 20-10)	85	377	4.44
10	Lou Tepper	Sept. 7, 1995	vs. Colorado State	(CU, 23-10)	63	290	4.60

END ZONE BLOCKADE

D.J. Eliot's defense made some history in his first season as CU's defensive coordinator: holding Colorado State and Texas State to one field goal apiece, it marked the first time since 1958 that Colorado had not allowed a touchdown in its first two games of the year (offensive or otherwise). In 1958, CU opened with a 13-3 win over Kansas State at home and then shut out Kansas on the road, 31-0. CU and Vanderbilt are tied for the second-fewest points allowed in the FBS with six, trailing only Air Force (which has allowed zero but has played just one game). The 123-plus minutes played this season were the fourth-most in the post-World War II Era that CU has gone without allowing a touchdown (offensive or otherwise); a closer look:

Fewest Points Allowed/First Two Games Of Season (post-World War II)

0	1954	(had shutouts in first three games)
0	1955	(Bufs allowed 6 points in game three)
3	1958	(three points in opener; 12 allowed in game three)
6	2017	(three points in both games)
7	1965	(TD in game two after opening with 0-0 tie at Wisconsin; 0 in third game)

Time Into Season, First TD Allowed (Team)

189:30	(Arizona; 5-yard rush)
135:06	(Arizona; 8-yard rush)
138:45	(Arizona; 5-yard rush)
123:52	(Northern Colorado, 33-yard pass)
64:05	(Fresno State; 1-yard rush)

SWEET 16

Dating back to the start of the 2016 season, Colorado has held eight of 24 opponents to 16 points or less, including four Pac-12 foes; it had been awhile since the Buffs have accomplished these feats. In 2016, CU held six opponents to 16 or fewer (four in the Pac-12); within one season, you have to go back to 1998, when CU held those same exact numbers (six and four) to 16 or fewer, except that the four league opponents were Big 12 Conference mates. The Buffs held seven teams overall to 16 or less in 1985 and 1991, and also held six teams to that in 1971, 1972, 1977, 1987, 19983 and 1998 (the best in the last 50 seasons is nine in 1967, when six Big 8 opponents were limited to 16 or less). League foes were held to 16 or less five times in 1985, 1993 and 1996.

SIX SACKS AGAINST TEXAS STATE THE MOST IN SIX YEARS

Colorado recorded six quarterback sacks against Texas State (for 27 yards in losses); it marked CU's first six-sack game since Nov. 25, 2011 (six at Utah in the season finale); the last time with more than six was in 2010 (nine at Iowa State). **DE Leo Jackson III** had three of those sacks, becoming the first Buffalo in seven years to record that many in a game; **OLB Josh Hartigan** had been the last to do it, with three against Kansas State in Boulder on Nov. 20, 2010.

STATISTICALLY SPEAKING

Here's where the Buffs ranked statistically in select categories in the Pac-12 and the NCAA in 2017:

TEAM

Pac12	NCAA	Category	Stat	Pac12	NCAA	Category	Stat	Pac12	NCAA	Category	Stat
8th	74th	RUSHING OFFENSE	157.2	10th	108th	RUSHING DEFENSE	208.0	3rd	23rd	PUNT RETURNS	10.5
4th	39th	PASSING OFFENSE	260.4	9th	94th	PASSING DEFENSE	242.6	6th	47th	KICKOFF RETURNS	21.7
7th	48th	TOTAL OFFENSE	417.6	9th	109th	TOTAL DEFENSE	450.6	3rd	23rd	NET PUNTING	40.0
6th	46th	3rd DOWN EFFICIENCY	41.8	7th	93rd	3rd DOWN EFF DEFENSE	42.2	7th	64th	TURNOVER MARGIN	0.00
11th	81st	SCORING OFFENSE	26.4	6th	74th	SCORING DEFENSE	28.2	8th	88th	TIME OF POSSESSION	28:51

INDIVIDUAL (Top 25 in conference or top CU leader; players must meet NCAA minimum of 75% of team's games; *—if had enough attempts to qualify)

Rushing	Pac-12	NCAA	Yds/Gm	Devin Ross	19th	152nd	3.6	Punting	Pac-12	NCAA	Avg.
Phillip Lindsay	4th	11th	122.8	Receiving Yards	Pac-12	NCAA	Yds/Gm	Alex Kinney	3rd	23rd	43.8
Passing Yards	Pac-12	NCAA	Yards	Bryce Bobo	11th	97th	57.8	Punt Returns	Pac-12	NCAA	Avg.
Steven Montez	6th	35th	2,975	Shay Fields	13th	130th	51.9	None			
Passing Efficiency	Pac-12	NCAA	Rating	Devin Ross	20th	201st	42.3	Kickoff Returns	Pac-12	NCAA	Avg.
Steven Montez	8th	46th	137.7	Yards Per Reception	Pac-12	NCAA	Yds/Gm	Ronnie Blackmon	7th	67th	21.0
Completion Pct.	Pac-12	NCAA	Rating	Jay MacIntyre	8th	142nd	14.14	Quarterback Sacks	Pac-12	NCAA	Avg./Gm
Steven Montez	8th	49th	60.5	Shay Fields	13th	179th	13.54	None			
Total Offense	Pac-12	NCAA	Yds/Gm	Scoring	Pac-12	NCAA	Pts/Gm	Interceptions	Pac-12	NCAA	Avg./Gm
Steven Montez	5th	28th	276.1	James Stefanou	10th	49st	7.8	Evan Worthington	6th	81st	0.25
Phillip Lindsay	14th	118th	122.8	Phillip Lindsay	13th	61st	7.5	Isaiah Oliver	15th	152nd	0.20
All-Purpose	Pac-12	NCAA	Yds/Gm	Field Goal Pct.	Pac-12	NCAA	Pct.	Passes Defended	Pac-12	NCAA	Avg./Gm
Phillip Lindsay	2nd	11th	144.3	James Stefanou	5th	49th	77.3	Isaiah Oliver	1st	7th	1.5
Receptions	Pac-12	NCAA	No./Gm	Field Goals	Pac-12	NCAA	FG/Gm	Tackles			
Bryce Bobo	7th	51st	5.2	James Stefanou	3rd	17th	1.55	<i>CU uses coaches' video; numbers do not match.</i>			
Shav Fields	19th	130th	3.8								

CU uses coaches' video; numbers do not match.

COLORADO IN THE POLLS – 2016 WEEK-BY-WEEK

A weekly look at where Colorado has placed weekly in each of the three major polls in 2017 (the College Football Playoff committee first released its weekly rankings on Tuesday, Oct. 31; RV—denotes received votes; number is place outside top 25):

Poll	PS	9/05	9/10	9/17	9/24	10/01	10/08	10/15	10/22	10/29	11/05	11/12	11/19	11/26	12/03	Final
Associated Press	RV (35)	RV (29)	RV (28)	RV (27)	RV (34)	---	---	---	---	---	---	---	---	---	---	---
USA Today Coaches	RV (27)	RV (27)	RV (27)	RV (28)	RV (43)	---	---	---	---	---	---	---	---	---	---	---
FWAA-NFF Super 16	---	RV	---	---	---	---	---	---	---	---	---	---	---	---	---	---
CFP Committee Poll	N/A	---	---	---	---	---	---	---	---	---	---	---	---	---	---	---

IN THE POLLS / SOME HISTORY

Colorado re-entered the national polls on October 2, 2016 for the first time in 11 years (since 2005), as the Buffaloes came in at No. 21 in the *Associated Press* (media) poll and No. 23 in the *USA Today Coaches* ballot; while it lasted for just the one week, it was the first appearance since November 6, 2005, when the Buffs were No. 21 in the coaches' ballot and No. 22 in the AP survey. However, the Buffs reappeared three weeks later for the remainder of 2016. The Buffs own the ninth longest streak of all-time, as from the 1989 preseason poll through the fifth week of 1997, CU had a run of **143** consecutive weeks in the AP poll. CU has now been ranked **302** times in its history, the 26th most all-time (Georgia Tech is 25th with 307), and has finished in the top four on four occasions, tied for 22nd most (the top four you say? ... the College Football Playoff includes the top four teams; only USC, with 12, has more than CU from the Pac-12).

45 WINS OVER AP RANKED TEAMS 20TH BEST SINCE '89

CU's **45** wins over *Associated Press* ranked teams dating back to the 1989 season (when the AP expanded to a top 25) are the 20th most in the nation in this time frame (29 seasons). Through the 2017 season, Alabama has the most (88), followed by Florida State (82), Ohio State (83), Florida (76), LSU (70), Michigan (68), Southern Cal (68), Oklahoma (68), Miami, Fla. (60), Tennessee (58), Georgia (57), Auburn (56), Texas (54), Notre Dame (53), Oregon (53), Clemson (51), Penn State (51), UCLA (51), Washington (49), Nebraska (47), Michigan State (46) and **Colorado (45)**. All-time, Colorado's **68** wins over ranked teams are tied for the 23rd most in history. **Since 1989, CU has played the sixth most ranked teams in the nation (132, with a record of 45-85-2), trailing only Florida (147: 75-71-1), LSU (143: 70-73), Alabama 146 (88-57-1), Ohio State 135 (82-50-3) and Michigan 134 (68-66-2); the runner-up in wins, Florida State, has played 130: 82-48.**

- CU had lost **23** straight against ranked teams until defeating No. 23 Washington State, 38-24, in Boulder on Nov. 19; its previous win was against No. 17 Kansas in Boulder on Oct. 17, 2009 (CU, 34-30). CU's last win over a top 5 or 10 team was on Sept. 29, 2007 (a 27-24 win over No. 3 Oklahoma in Boulder).
- **Note:** ASU State was ranked No. 24 in the *USA Today/Coaches* poll when CU defeated it, 40-16; but all historical records are solely against those teams ranked by the AP.
- The Buffs have still lost **28** straight road games against ranked opponents, with the last win a 31-17 over UCLA at the Rose Bowl in 2002.

FOUR STRAIGHT IN THE CENTENNIAL STATE

The Buffaloes opened 2017 by playing their first four games of the season within the state, three of them being at Folsom Field. CU did not leave the state until week five, when the Buffs traveled to UCLA on Sept. 30 (a 27-23 loss). The last time Colorado played its first four games to start a year within the Centennial State was in 2001, opening at home with Fresno State before facing Colorado State in Denver in week two and then hosted San Jose State in week three. However, a Sept. 15 game at Washington State was cancelled and CU resumed the following Saturday against Kansas at Folsom Field. Otherwise, other years in which CU opened with four straight games in Colorado was in 1998 and 1978; both times opening with 4-0 records. The 2001 team, like the '17 edition, won three of the four. CU finished 8-4 in '98 and 6-5 in '78. Looking ahead, in 2019 and 2021 there is the potential for the same: CU will open up both those seasons with three non-conference games within the state, so if the Pac-12 gives the Buffs a home conference opener in week four, the same could occur.

A COLORADO FIRST: FOUR WITH 100-PLUS

Colorado was the only team in the country to finish 2017 with four active players with 100 or more career receptions. **Shay Fields** is the leader with 190, and he was joined during the Texas State game by both **Devin Ross** and **Bryce Bobo** as they surpassed the century mark (becoming the 15th and 16th Buffaloes in history to catch over 100 balls). That marked the first time that the Buffaloes had three players on the same team to hit the century mark in receptions, and when **Phillip Lindsay** caught four balls at UCLA, he then reached the century mark. Prior to this, only two other times in CU history had the Buffs featured a roster that sported two players with over 100 career catches at the same time. It first occurred in 1993 when both **Charles E. Johnson** and **Michael Westbrook** surpassed the mark, with the second time in 1996 when **Rae Carruth** and **Phil Savoy** were above the century mark; the 2013 team came close with Paul Richardson (156) and Nelson Spruce (99). Colorado was also one of five FBS teams in 2017 that had at least three receivers with 100 or more career receptions:

Colorado	Washington State	Oklahoma State	East Carolina	Clemson
Shay Fields – 190	Jamal Morrow – 202	James Washington – 225	Davon Grayson – 135	Hunter Renfrow – 137
Bryce Bobo – 150	Tavares Martin Jr. – 150	Jalen McCleskey – 152	Quay Johnson – 130	Ray-Ray McCloud – 127
Devin Ross – 140	Robert Lewis – 117	Marcell Ateman – 146	Jimmy Williams – 119	Deon Cain – 127
Phillip Lindsay – 110				

BOUNDS TWO SCORES IN ONE GAME, FIRST TIGHT END TO DO SO IN 12 YEARS

In making the first two TD receptions of his career against Arizona (Oct. 7), **TE Chris Bounds** became the first Colorado tight end to have two in a game since Joe Klopfenstein did so against Kansas in Boulder on Oct. 22, 2005. The TD grabs were Bounds' only two receptions of the game (he entered the contest with just two career catches for 14 yards); the first TD was a 2-yard score on 4th-and-goal, which was then followed by a 39-yarder, most of which he covered on the ground. His game was almost identical to Klopfenstein's back in '05: against the Jayhawks he also only had two catches in that game; they were three-yard and 40-yard TD passes from Joel Klatt. He also had two-touchdown games in 2004 against North Texas and in 2003 versus Washington State.

- His **seven** receptions this year (for 102 yards) were three more than CU tight ends had in all of 2016 (14 games: four for 35 yards, including the bowl).

LINDSAY TOPS 5,000 APY; A MEMBER OF CU's 500/500 CLUB; NEARLY FIRST 1,000/1,000

TB Phillip Lindsay, who has been nicknamed the “Tazmanian Devil” by the coaches, has rapidly moved up CU’s all-time all-purpose yards chart every season until taking over the top spot; he rose from 33rd to third last year alone with 4,029 yards at season’s end. He finished his career with 3,707 rushing yards, 973 receiving and 1,077 in kickoff return yardage. He became the 14th player to join CU’s 500/500 Club (rushing and receiving yards), and has the most total combined yards of the 14. He narrowly missed becoming CU’s first 1,000/1,000 player (though he did so if the Alamo Bowl is included). The exclusive club:

500/500 CLUB (Rushing & Receiving)

Rk	Player (Seasons)	Rush	Rec	Total	Plays	Avg.	Rk	Player (Seasons)	Rush	Rec	Total	Plays	Avg.
1	Phillip Lindsay (2014-17).....	3,707	976	4,683	857	5.46	8	Mervin Hodel (1949-51).....	2,102	540	2,642	550	4.80
2	Rodney Stewart (2008-11).....	3,598	969	4,567	902	5.06	9	Ron Brown (1981-85).....	751	1,217	1,968	192	6.34
3	Bobby Purify (2000-04).....	3,016	508	3,524	645	5.46	10	Tony Jones (2011-14).....	1,269	558	1,827	398	4.68
4	Herchell Troutman (1994-97)...	2,487	725	3,212	628	5.11	11	Mike Pritchard (1987-90).....	585	1,241	1,826	102	17.90
5	Hugh Charles (2004-07).....	2,659	552	3,211	577	5.56	12	Woody Shelton (1950-52).....	1,065	586	1,651	271	6.09
6	Lee Rouson (1981-84).....	2,296	699	2,995	667	4.49	13	Bill Symons (1962-64).....	734	537	1,271	258	4.93
7	Cortlen Johnson (1998-2001) ..	2,199	691	2,890	497	5.81	14	Lawrence Vickers (2002-05).....	616	546	1,162	228	5.10

LINDSAY'S 100-YARD GAMES

Date	Opponent	Att.	Yards	Avg.	TD	20+	10+	Date	Opponent	Att.	Yards	Avg.	TD	20+	10+
10/07/17	ARIZONA	41	281	6.9	3	3	8	9/01/17	Colorado State (Denver)	19	140	7.4	1	1	5
10/15/16	ARIZONA STATE	26	219	8.4	3	1	7	10/22/16	at Stanford	12	131	10.9	0	2	5
10/14/17	at Oregon State	28	185	6.6	2	1	2	11/12/16	at Arizona	25	119	4.8	3	1	4
10/28/17	CALIFORNIA	33	161	4.9	0	1	3	11/08/14	at #21 Arizona	17	114	6.7	0	1	3
9/16/17	NORTHERN COLORADO	26	151	5.8	1	0	8	9/26/15	NICHOLLS STATE	17	113	6.6	2	2	3
11/19/16	#20 WASHINGTON STATE	31	144	4.6	2	1	4								

► He fell just short of becoming CU’s first **1,000/1,000** player, as in 1,000 yards each in rushing and receiving (he exceeded both when including his Alamo Bowl stats, but again, CU does not count bowl stats in its records).

AND LINDSAY HAS MADE SOME OTHER HISTORY

When **TB Phillip Lindsay** had career-highs of six receptions for 105 yards in the 21-17 loss at USC last October 8, he made some history in the process. He became just the fifth running back to have 100-plus receiving yards in Colorado history, and the first to do it since 2001, when **TB Cortlen Johnson** had identical numbers in a 40-27 Colorado win at Iowa State. Then in the Alamo Bowl against Oklahoma State, he did it again, becoming the first running back to have 100 or more receiving yards twice in a game. A look at this rare quintet of players:

Player	Date	Opponent	Score	No.	Yds	TD	Player	Date	Opponent	Score	No.	Yds	TD
Jim Haley	Oct. 25, 1930	COLORADO A&M	W 7-0	3	108	1	Phillip Lindsay	Oct. 8, 2016	at Southern Cal	L 17-21	6	105	1
Ron Johnson	Sept. 29, 1951	at Northwestern	L 14-35	2	108	0	Phillip Lindsay	Dec. 29, 2016	*Oklahoma State	L 8-38	6	103	0
Leon Mavity	Nov. 11, 1961	UTAH	L 12-21	2	112	1							
Cortlen Johnson	Nov. 10, 2001	at Iowa State	W 40-27	6	105	1							

*—Alamo Bowl at San Antonio.

LINDSAY ONE-LINERS

- Lindsay never missed a game because of injury; he’s appeared in all 51 possible games (including the Alamo Bowl), with 30 starts.
- Lindsay rushed for a then career-high **219** yards (on 26 carries) against Arizona State in CU’s 40-16 win in 2016. It was CU’s first 200-plus game since 2002 (Chris Brown, 211 at Missouri) and the 24th 200-yard game in school history. He became the **15th** different Buffalo to rush for 200-plus in a game.
- He then topped that effort with **281** yards (on a school-record 41 carries) against Arizona on Oct. 7 this season.
- In 2016, he became CU’s first 1,000-yard rusher since 2010, when Rodney “Speedy” Stewart had 1,318 (with 10 touchdowns on 290 carries).
- His **11** receptions versus UCLA (for 76 yards) in 2016 were a record for the most in a game by a CU running back; the old mark was nine.
- ▣ Lindsay had **110** receptions in his career, the most-ever by a running back at Colorado (he passed Rodney Stewart, who had 93 from 2008-11); his **976** receiving yards were also the most (he passed Stewart’s 969 in his final game).
- ▣ He had **14** rushing touchdowns this year (**16** in 2016, which were the most by a Buff since 2002); he is the first with back-to-back seasons of 10 or more since Chris Brown in 2001-02 (16 & 18, respectively); Charlie Davis (10 in 1971, 12 in 1972) is the only other Buffalo to do it in back-to-back years.
- He scored at least one touchdown in **21** of his last 27 games, going back to the 2015 finale at Utah,
- He was one of **19** active NCAA players to have at least two 200-yard games (joined by Arizona’s Khalil Tate, Oregon’s Royce Freeman and Stanford’s Bryce Love in the Pac-12).
- He had **11** career games in his career rushing for over 100 yards (five in 2017); that’s tied for the sixth-most in school history. Five of the games are 150 or more yards (Eric Bieniemy has the most with 22 and eight, respectively).
- He finished fourth in scoring at Colorado (**234** points, but the second by non-kickers; Eric Bieniemy scored 254 in his career that spanned 1987-90).
- He also become CU’s career leader in yards from scrimmage with **4,683**, passing **TB Rodney Stewart** (4,567) in the USC game.

LINDSAY GAVE ALL-TIME RUSHING YARDS MARK A BRIEF SCARE

TB Phillip Lindsay entered the year needing 1,708 rushing yards to surpass Eric Bieniemy (3,940, 1987-90) as CU’s all-time leading rusher. A tall task, as only two Colorado tailbacks have topped 1,700 rushing yards in a season (Rashaan Salaam with 2,055 in 1994 and Chris Brown with 1,744 in 2002). Lindsay put up the fourth-most with **1,474** yards and did become the fifth Buff to hit the 3,000-yard milestone (**3,707**). Bieniemy had 1,628 yards in 1990 (missing the season opener), the only other higher season total with Salaam’s and Brown’s than Lindsay’s number in 2017.

LINDSAY SETS CU ALL-PURPOSE YARDS MARK

TB Phillip Lindsay started out gaining most of his yards returning kickoffs as a freshman; once he took over the role as CU's top running back, most of his yards came on offense. The one mark that is really the bell cow for a player who was barely recruited after tearing his ACL in his season opener as a high school senior is CU's all-purpose yards record. He has **5,760** on CU's official list, and **5,926** on the NCAA's, finishing his career as the fifth active all-purpose yards leader in the nation (the reason for the difference: CU does not include bowl statistics – for any player – since the NCAA only does since 2002):

NCAA ACTIVE CAREER ALL-PURPOSE YARDS LEADERS (Includes bowls)

Player, School	Pos.	G	Rush	Rec.	INT	PR	KR	Total
Rashaad Penny, San Diego St.	RB	54	3,656	479	0	70	2,449	6,654
Ito Smith, Southern Miss.	RB	52	4,536	1,446	0	0	550	6,532
Royce Freeman, Oregon	RB	51	5,621	814	0	0	0	6,435
Justin Jackson, Northwestern	RB	51	5,440	858	0	0	0	6,298
Phillip Lindsay, Colorado	TB	51	3,770	1,079	0	0	1,077	5,926

LINDSAY THE FIRST TO HIT 1,000 YARDS BACK-TO-BACK

TB Phillip Lindsay recorded a second consecutive 1,000-yard rushing season, the first running back in school history to rush for over 1,000 yards in back-to-back seasons. **Eric Bienenmy** is the only other CU player with two 1,000-yard seasons, but he did not do consecutively, as he did so in 1988 and 1990 but came up short in 1989 when he was injured for the first few games of the year).

Fastest to 1,000 in Colorado History

Tailback, Year	Carries	Games	Yards	Final Total	Run to go over 1,000 yards
Chris Brown, 2002	143	7	1,154	1,744	Scored on a 55-yard TD to go over 1,000 yards
J.J. Flannigan, 1989	146	11	1,187	Same	Scored on a 2-yard TD run on the first drive of the game
Rashaan Salaam, 1994	149	6	1,054	2,055	12-yard first-down run on 2nd play of 2nd quarter
Charlie Davis, 1971	167	10	1,190	1,386	Scored on a 67-yard TD to go over 1,000 yards
Bob Stransky, 1957	170	10	1,097	Same	11-yard first-down play on a reverse
Eric Bienenmy, 1988	171	8	1,104	1,243	11-yard first-down run midway through second quarter
Eric Bienenmy, 1990	175	7	1,040	1,628	Scored on a 41-yard TD to go over 1,000 yards
Phillip Lindsay, 2016	179	11	1,081	1,189	10-yard first-down run early in second quarter
Phillip Lindsay, 2017	181	8	1,093	(1,334+)	3-yard rush on a second-and-6 in the first quarter
James Mayberry, 1977	182	9	1,017	1,299	11-yard first-down run late in the fourth quarter
Darian Hagan, 1989	186	11	1,004	Same	Scored on a 14-yard TD run to go over 1,000 yards
Bobby Purify, 2004	192	11	1,010	1,017	13-yard first-down run in third quarter
Tony Reed, 1976	214	10	1,070	1,210	Nine-yard run on a first down in the third quarter
Rodney Stewart, 2010	223	10	1,035	1,318	His 4-yard run put him right at 1,000 yards even
Byron White, 1937	Unknown	7	1,002	1,121	Play-by-Play not available for 1937
Kayo Lam, 1935	Unknown	9	1,043	Same	Game-by-game stats unavailable for 1935

LINDSAY NCAA's CAREER LINERS

- His **5,926** career all-purpose yards, counting bowl games, for NCAA career leaders ranked fifth among active FBS players.
- His **3,770** career rushing yards, counting bowl games, for NCAA career leaders ranked 13th among active FBS players.
- His **39** career touchdowns, counting bowl games, for NCAA career leaders ranked 20th among active FBS players.

ROLL CALL OF LINDSAY'S RECORDS

Lindsay set **24** school records and tied **two** others in his Colorado career:

Most Rushing Attempts, Quarter —14, Phillip Lindsay vs. Arizona in Boulder, Oct. 7, 2017 (80 yards)	RECORD
Most Rushing Attempts, Game —41, Phillip Lindsay vs. Arizona in Boulder, Oct. 7, 2017 (281 yards)	RECORD
Most Rushing Attempts, Game —41, Phillip Lindsay vs. Arizona in Boulder, Oct. 7, 2017 (281 yards)	RECORD
Most Rushing Attempts, Game/Senior —41, Phillip Lindsay vs. Arizona in Boulder, Oct. 7, 2017 (281 yards)	RECORD
Most Rushing Attempts, Season —301, Phillip Lindsay, 2017 (1,474 yards)	RECORD
Most Rushing Attempts, Season/Senior —301, Phillip Lindsay, 2017 (1,474 yards)	RECORD
Most Rushing Yards Gained, Game/Senior —281, Phillip Lindsay vs. Arizona in Boulder, Oct. 7, 2017 (41 attempts)	RECORD
Most Rushing Yards Gained Against One Opponent —605, Phillip Lindsay vs. Arizona (114 in 2014; 91 in 2015, 119 in 2016, 281 in 2017)	RECORD
Most 1,000-Yard Rushing Seasons —2, Phillip Lindsay, 2016 (1,189) & 2017 (1,474)	TIED RECORD
Most Consecutive 1,000-Yard Rushing Seasons —2, Phillip Lindsay, 2016 (1,189) & 2017 (1,402)	RECORD
Most Receptions By A Running Back, Game —11 (for 76 yards), Phillip Lindsay vs. UCLA in Boulder, Nov. 3, 2016	RECORD
Most Receptions By A Running Back, Season —47 (for 390 yards), Phillip Lindsay, 2016	RECORD
Most Receptions By A Running Back, Career —110 (for 976 yards), Phillip Lindsay, 2014-17	RECORD
Most Receiving Yards By A Running Back, Career —976 (110 receptions), Phillip Lindsay, 2014-17	RECORD
Most All-Purpose Plays, Half —24 (for 136 yards), Phillip Lindsay vs. Arizona in Boulder, Oct. 7, 2017 (first half: 22 rushing, 2 receiving)	RECORD
Most All-Purpose Plays, Game —44 (for 320 yards), Phillip Lindsay vs. Arizona in Boulder, Oct. 7, 2017 (41 rushing, 3 receiving)	RECORD
Most All-Purpose Yards, Career —5,760, Phillip Lindsay, 2014-17 (3,707 rushing, 976 receiving, 1,077 return)	RECORD
Most All-Purpose Yards, Game/Senior —320, Phillip Lindsay vs. Arizona in Boulder, Oct. 7, 2017 (281 rushing, 39 receiving)	RECORD
Most Yards Gained From Scrimmage, Game/RS Freshman —207, Phillip Lindsay at Oregon, Nov. 22, 2014 (142 return, 49 rush, 26 receiving)	RECORD
Most Yards Gained From Scrimmage, Game/Senior —320, Phillip Lindsay vs. Arizona in Boulder, Oct. 7, 2017 (281 rushing, 39 receiving)	RECORD
Most Yards Gained From Scrimmage, Season/Redshirt Freshman —1,358, Phillip Lindsay, 2014 (849 return, 391 rush, 118 receiving)	RECORD
Most Yards Gained From Scrimmage, Career —4,683, Phillip Lindsay, 2014-17 (3,635 rushing, 963 receiving)	RECORD
Most First Downs Earned, Game, Non-Quarterback —17, Phillip Lindsay vs. Arizona in Boulder, Oct. 7, 2017 (16 rushing, 1 receiving)	TIED RECORD
Most First Downs Earned, Career, Non-Quarterback —234, Phillip Lindsay, 2014-17 (195 rushing, 39 receiving)	RECORD
Most First Downs Earned Rushing, Game —16, Phillip Lindsay vs. Arizona in Boulder, Oct. 7, 2017	RECORD
Most First Downs Earned Rushing, Career —195, Phillip Lindsay, 2017	RECORD

LINDSAY'S LINE

TB Phillip Lindsay was a workhorse for the Buffaloes; his 301 carries set a team record; Rashaan Salaam owned the record with 298 in 1994. Lindsay has been stopped at or behind the line of scrimmage just 41 times in those 301 carries (just a little over one in 10 attempts). Lindsay's numbers dissected:

LINDSAY'S LINE	Rushing													Receiving						
Opponent	Att	Gain	Loss	NET	Avg.	Long	20+	10+	5+	0	Neg.	TD	(Avg./Distances)	FDE	(R/Rec)	No.	Yards	Avg.	Long	TD
Colorado State	19	144	4	140	7.4	45t	1	5	8	0	3	1	(45.0/45)	7	(6,1)	2	16	8.0	11	0
Texas State	26	87	0	87	3.3	9	0	0	8	3	0	1	(7.0/7)	6	(5,1)	1	16	16.0	16	0
Northern Colorado	26	152	1	151	5.8	18	0	8	11	3	1	1	(5.0/5)	8	(8,0)	1	0	0.0	0	0
Washington.....	19	70	2	68	3.6	9	0	0	6	1	1	1	(1.0/1)	5	(3,2)	5	32	6.4	11	0
at UCLA.....	19	86	3	83	4.4	14	0	4	7	2	2	1	(2.0/2)	9	(7,2)	4	47	11.8	21t	1
Arizona.....	41	282	1	281	6.9	45	3	8	16	2	1	3	(5.8/5,1,11)	17	(16,1)	3	39	13.0	16	0
at Oregon State	28	186	1	185	6.6	74	1	2	10	1	1	2	(41.5/74,9)	9	(9,0)	0	0	0.0	0	0
at Washington State.....	29	103	5	98	3.4	24	1	3	5	5	2	0	(0.0/---)	7	(7,0)	1	0	0.0	0	0
California.....	33	166	5	161	4.9	39	1	3	13	1	2	0	(0.0/---)	10	(9,1)	2	23	11.5	12	0
at Arizona State.....	23	85	5	80	3.5	7	0	0	9	2	1	2	(3.5/6,1)	7	(6,1)	1	60	60.0	60	0
Southern California	20	72	4	68	3.4	16	0	2	6	4	3	1	(1.0/1)	4	(3,1)	2	11	5.5	7	0
at Utah	18	74	2	72	4.0	13	0	3	6	0	2	1	(6.0/6)	4	(4,0)	1	13	13.0	13	0
Totals.....	301	1507	33	1474	4.90	74t	7	38	105	22	19	14	(12.4/174)	93	(83,10)	23	257	11.2	60	1

LINDSAY GOES OFF; SETS TWO SCHOOL RECORDS

Against Arizona, **TB Phillip Lindsay** set a new school record for rushing attempts in a game (41) and also became Colorado's all-time leader in all-purpose yards. His career-high 281 yards rushing (fourth most in CU history) along with his three receptions for 39 yards gave him **320** all-purpose yards (seventh most in school history) and pushed him past Rodney Stewart (2008-11) for the most ever by a Colorado Buffalo. Lindsay finished with **5,760** career all-purpose yards (not counting the 2016 Alamo Bowl. When including the Alamo Bowl, he is the fifth active player in the stat (5,926; see page 21).

► He scored three rushing touchdowns against the Wildcats, his third career three-TD game and two of those three have come against Arizona (the other was against Arizona State). Lindsay's three touchdowns gave him 30 for his career at the time, making him the fifth Buff in history to score 30 or more touchdowns on the ground (he ended with 36).



MOST RUSHING TDS IN CU HISTORY

Eric Bieniemy (1987-90).....	41
Phillip Lindsay (2014-17).....	36
Chris Brown (2001-02).....	34
Bob Anderson (1967-69).....	34
Rashaan Salaam (1992-94).....	33

SINGLE SEASON RUSHING ATTEMPTS

Phillip Lindsay (2017)	301
Rashaan Salaam (1994)	298
Rodney Stewart (2011)	290
Eric Bieniemy (1990)	288
Chris Brown (2002)	275

SINGLE SEASON RUSHING YARDS

Rashaan Salaam (1994)	2,055
Chris Brown (2002)	1,744
Eric Bieniemy (1990)	1,628
Phillip Lindsay (2017)	1,474
Charlie Davis (1971)	1,386

PENSION FOR FIRST(S)

In 1987, Colorado started tracking first downs earned; it caught on in the NFL a few years later but not in college, but it's a cool stat: a player is credited with one when he earns one by rushing or receiving or when throwing one. **TB Phillip Lindsay** had a game for the ages in this regard against Arizona, as he tied the school mark for a non-quarterback with **17** (a record 16 of which were rushing); the late Rashaan Salaam set the mark on Oct. 1, 1994 when he had 17 (15, 2) at Texas. Even more remarkable was that 11 of those came on third (8) and fourth (3) downs: Lindsay was 8-of-11 on third downs and made all three of his fourth down tries.

► He has set the school record for the most first downs earned by a non-quarterback with **234** (195 rushing, 39 receiving), topping Rodney Stewart (185 rushing, 39 receiving, 2 passing) in his career that spanned 2008-11.

BEST FIVE-GAME RUSHING YARD SPANS IN CU HISTORY

Phillip Lindsay's five game span (805 yards) from the Washington through Arizona State games are up there with the finest by any tailback in CU history, as he is the fourth Buff to run for at least 800 yards over a five-game span (all have done it at least twice). Here are the top marks over five games in CU annals:

TOP BACK-TO-BACK-TO-BACK-TO-BACK-TO-BACK RUSHING GAMES IN COLORADO HISTORY

Rashaan Salaam	1994	1,001	202 (Kansas State), 134 (Nebraska), 188 (Oklahoma State), 232 (Kansas), 259 (Iowa State)
Rashaan Salaam	1994	980	317 (Texas), 166 (Missouri), 161 (Oklahoma), 202 (Kansas State), 134 (Nebraska)
Chris Brown	2002	980	188 (UCLA), 167 (Kansas State), 309 (Kansas), 167 (Baylor), 149 (Texas Tech)
Rashaan Salaam	1994	917	161 (Oklahoma), 202 (Kansas State), 134 (Nebraska), 188 (Oklahoma State), 232 (Kansas)
Chris Brown	2002	895	167 (Kansas State), 309 (Kansas), 167 (Baylor), Texas Tech (149), 103 (Oklahoma)
Rashaan Salaam	1994	893	184 (NE Louisiana), 85 (Wisconsin), 141 (Michigan), 317 (Texas), 166 (Missouri)
Chris Brown	2002	875	44 (USC), 188 (UCLA), 167 (Kansas State), 309 (Kansas), 167 (Baylor)
Rashaan Salaam	1994	870	85 (Wisconsin), 141 (Michigan), 317 (Texas), 166 (Missouri), 161 (Oklahoma)
Eric Bieniemy	1990	853	143 (Washington), 217 (Missouri), 131 (Iowa State), 174 (Kansas), 188 (Oklahoma)
Eric Bieniemy	1990	847	217 (Missouri), 131 (Iowa State), 174 (Kansas), 188 (Oklahoma), 137 (Nebraska)
Phillip Lindsay	2017	808	83 (Washington), 281 (Arizona), 185 (Oregon State), 98 (Washington State), 161 (California)
Phillip Lindsay	2017	805	281 (Arizona), 185 (Oregon State), 98 (Washington State), 161 (California), 80 (Arizona State)
J.J. Flannigan	1989	766	178 (Kansas), 103 (Oklahoma), 96 (Nebraska), 143 (Oklahoma State), 246 (Kansas State)

700 CLUB

With the 44-28 win over California, Colorado became the 25th school to reach the 700-win mark; the Buffs have an all-time record of **700-501-36** (a .580 winning percentage). In addition to being 25th on the all-time win list, CU is 36th in winning percentage (29th for schools with 1,000 or more games played in the FBS). The top 30 in all-time wins through the 2017 season:

Team	Years	Games	Won	Lost	Tied	Pct.	Team	Years	Games	Won	Lost	Tied	Pct.	Team	Years	Games	Won	Lost	Tied	Pct.
1 Michigan	138	1,318	943	339	36	.729	11 Georgia	124	1,282	808	420	54	.651	21 Florida	111	1,169	714	415	40	.628
2 Notre Dame	129	1,272	906	324	42	.729	12 LSU	124	1,246	787	412	47	.650	22 Arkansas	124	1,247	713	494	40	.588
3 Ohio State	128	1,275	898	324	53	.725	13 Auburn	125	1,242	759	436	47	.630	23 Syracuse	128	1,295	709	537	49	.566
3 Texas	125	1,297	898	366	33	.705	14 West Virginia	125	1,280	742	493	45	.597	24 Navy	137	1,323	708	558	57	.557
5 Nebraska	128	1,313	893	380	40	.695	15 Virginia Tech	124	1,249	737	466	46	.608	25 COLORADO	128	1,237	700	501	36	.580
6 Alabama	123	1,262	891	328	43	.723	16 Texas A&M	123	1,257	732	477	48	.601	26 Wisconsin	129	1,240	697	490	53	.583
7 Oklahoma	123	1,260	884	323	53	.723	17 Clemson	122	1,233	729	459	45	.609	27 Michigan State	121	1,191	694	453	44	.601
8 Penn State	131	1,305	878	386	41	.689	18 Georgia Tech	125	1,267	728	496	43	.592	28 North Carolina	127	1,276	689	533	54	.561
9 USC	124	1,227	834	339	54	.702	19 Washington	128	1,220	725	445	50	.615	29 Minnesota	134	1,248	688	516	44	.569
10 Tennessee	121	1,269	833	383	53	.677	20 Pittsburgh	128	1,286	717	527	42	.574	30 Miami-Ohio	129	1,183	684	455	44	.597

AHEAD IN A BIG WAY

From 2006-15, the opponent had almost always had a distinct advantage in TSL (time spent in the lead), but CU reversed that and then some in 2016 and is off to a good start this season. The Buffs led for **457** minutes and **20** seconds, or **59** percent of the time; opponents for just 24 percent and the score tied the other 17 percent. CU led for more minutes in 2016 than it had in all 11 previous years after just eight games (and when it held the edge over an entire season just twice: 2005 and 2010). But alas, the opponent held a slight edge in 2017 (*bowl games not included*):

Season	Colorado	Tied	Opponent	Season	Colorado	Tied	Opponent	Season	Colorado	Tied	Opponent
2005.....	320:31	101:55	297:34	2010.....	312:45	113:54	293:21	2015.....	192:47	158:14	428:59
2006.....	269:22	123:11	327:27	2011.....	191:12	78:44	510:04	2016.....	457:20	133:33	189:07
2007.....	280:56	130:11	308:53	2012.....	77:38	112:18	530:04	2017.....	285:30	132:17	302:13
2008.....	191:24	119:07	409:29	2013.....	197:17	108:56	413:47				
2009.....	110:29	165:18	444:13	2014.....	261:22	83:52	374:46				

MAC 3.0

In his **28** seasons as a coach, head or assistant, pro or college, this was the first time **Mike MacIntyre** was part of team that opened a season **3-0**. He has been a member of several teams that started out 2-0 (which he has done three times at CU). As a player, as a freshman at Vanderbilt playing for his late father, George, the Commodores started 3-0 in 1984.

30

Colorado is **18-8** under head coach Mike MacIntyre in games where it scores 30 or more points, including **4-2** this season after going **7-0** in 2016 (7-30 when held to under 30).

100/300

The Buffaloes have historically done well when holding the opponent to under 100 yards rushing and under 300 yards total offense. Dating back to the start of the 1985 season, Colorado is **102-14-1** when the opponent fails to reach 100 yards on the ground, and **101-20-1** when the enemy is held under 300 yards overall. CU is **9-0** and **12-0** in each, respectively, in 63 games under Mike MacIntyre.

HOME COOKING IN '16

Colorado won its **400th** game in Boulder against Washington State last November (dating back to the 1890s on assorted campus fields); the Buffs enjoyed their first undefeated season at home (**6-0**) since 1994. The friendly confines of Folsom Field were just that, as CU outscored the opponents **228-85**, allowing just eight touchdowns (three on short fields). CU outgained the six by **3,025-1,532**, with a **158-78** edge in first downs. Opponents converted at just a **24.2** clip on third downs (24-of-99) and crossed the 50 just **36** times in **90** drives (eight three-and-outs, running **144** plays for only **515** yards in plus territory).

► The home griddle wasn't as good in 2017, as the Buffaloes went **3-3** at Folsom (2-2 in Pac-12 play); CU did outscore the opponent **196-172**. Colorado was 4-3 in the state's borders including the CSU win in Denver (and thus are **11-3** in games in Colorado the last two years).

AN ASTOUNDING RARITY

The Colorado Buffaloes and Denver Broncos, which began play in 1960 in the American Football League, played on **582** weekends (Thursday-Monday) before both were shutout within hours of each other. On Saturday, Oct. 21, the Buffaloes lost 28-0 at Washington State, and roughly 18 hours later, Denver lost at the Los Angeles Chargers, 21-0. Both have two of the longest scoring streaks in history, Colorado at 242 (from 1988-2008) and Denver at 394 (1992-2017); it's a testimony to how rare both don't put points on the board: the Buffs have been shutout just 11 times in their last 589 games dating back to 1968, while Denver has been shutout just 10 times in its history (917 games).

PAC-12 GAME LENGTH EXPERIMENT

The Pac-12 experimented in the non-conference season with a few shortened commercial breaks (60 seconds cut from quarter breaks), kickoff times 1 minute past the hour (instead of 7) and/or halftimes cut from 20 to 15 minutes; all experiments took place in games on the Pac-12 Networks. The **CU-Texas State** had a reduced commercial format and took **3:01** to play, while the **CU-Northern Colorado** tried out the 15-minute halftime (the game still took **3:22** to play, largely due to 21 combined penalties and several replay reviews). Ironically, the next game (Washington) took just **2:57** to play, CU's fastest game since 2014.

"BIG PLAY SHAY": MR. DEEP THREAT

Senior **WR Shay Fields** had 11 career plays from scrimmage that are 50 yards or longer; the school record is 13, set by **WR Paul Richardson** (2010-13). Fields had his first two additions to the list for 2017 in the last three weeks; his previous long was this year was "just" 44 yards. He rose fast on CU's all-time receiving charts and has **190** receptions (third), **2,552** yards (second) and **21** touchdowns (tie-third). Fields' long receptions (quarterback in parenthesis):

75 at Arizona	2014	(Liufau; TD)	65 vs. Colorado State	2015	(Liufau; TD)	54 at Arizona State	2017	(Montez; TD)
72 Arizona	2015	(Liufau; TD)	65 California	2017	(Montez; TD)	52 Utah	2014	(Liufau)
70 at Michigan	2016	(Liufau; TD)	63 Oregon State	2016	(Montez; TD)	51 Oregon State	2016	(Montez; TD)
67 at Arizona State	2015	(Liufau)	60 vs. Colorado State	2016	(Liufau)			

Fields' **21** career touchdown receptions covered some **740** yards (19, 4, 2 and 75 as a freshman in 2013; 65, 8, 72 and 30 as a sophomore in 2015; 70, 7, 51, 33, 63, 15, 15, 27 and 6 in 2016; and 31, 28, 65 and 54 this season); that works to **35.2** per score.

► What's the CU record? Richardson averaged **40.0** per touchdown grab (his 21 scores covered 841 yards).

Career Receiving Touchdowns (20-plus)

Rk	Player (Seasons)	G	No.	Yards	Avg.	TD
1	Nelson Spruce (2012-15)	49	294	3,347	11.4	23
2	Scotty McKnight (2007-10)	48	215	2,521	11.7	22
3	Paul Richardson (2010-13)	33	156	2,412	15.5	21
3	Shay Fields (2014-17)	48	190	2,552	13.4	21
5	Rae Carruth (1992-96)	40	135	2,540	18.8	20
5	Derek McCoy (2000-03)	48	134	2,038	15.2	20

MOST YARDS AGAINST ONE OPPONENT: Fields had two 100-yard games versus Arizona, but came up just short for the record for the most against a single team, as he caught 22 passes for 408 yards (with 5 touchdowns) against the Wildcats; still, it was the second most by a Buff against any team:

424—Paul Richardson vs. California (0 in 2010, 284 in 2011, 140 in 2013); **408—Shay Fields vs. Arizona (94 in 2014, 168 in 2015, 108 in 2016, 38 in 2017)**, 319—Nelson Spruce vs. California (140 in 2013, 179 in 2014); 318—Charles Johnson vs. Oklahoma (182 in 1992, 136 in 1993).

SHAY FIELDS AMONG PAC-12 LEADERS

WR Shay Fields was among the conference leaders in several categories, and is one of 13 active FBS players to have 20 or more TD receptions; the active FBS leaders in TD catches: James Washington, Oklahoma State 38; Anthony Miller, Memphis, 36; Courtland Sutton, SMU, 31; Allen Lazard, Iowa State, 25; Ryan Yurachek, Marshall, 25; Dante Pettis, Washington, 24; Richie James, Middle Tennessee, 23; Christian Kirk, Texas A&M, 23; Tre'Quan Smith, USC, 22; **Shay Fields, Colorado, 21**; Darren Carrington, Utah, 21; Michael Gallup, Colorado State, 21; Cody Thompson, Toledo, 20. **THE PAC-12 LEADERBOARD (including bowls):**

Career Receptions	Career Receiving Yards	Career Touchdown Receptions	Most Career Starts (all positions)
202 Jamal Morrow (RB), WSU	2,899 Darren Carrington, Utah/Oregon	24 Dante Pettis, Washington	47 WR Shay Fields, Colorado
194 Shay Fields, Colorado	2,590 Shay Fields, Colorado	21 Shay Fields, Colorado	47 OL Cole Madison, WSU
182 Darren Carrington, Utah/Oregon	2,116 Dante Pettis, Washington	21 Darren Carrington, Utah/Oregon	46 RB Royce Freeman, Oregon
158 Dante Pettis, Washington	1,847 Jordan Villamin, Oregon St.	14 Charles Nelson, Oregon	46 OL Jacob Alsadek, Arizona
150 Bryce Bobo, Colorado	1,638 Bryce Bobo, Colorado	12 Jordan Villamin, Oregon State	45 two others (ASU, USC)

MORE FIELDS

One of CU's all-time deep threats, **WR Shay Fields** had 11 career plays of 50 yards or longer (eight of which are over 60 yards); that tied for second in the NCAA among current players. After eight games in 2017, his long was "just" 44 yards until hauling in a 65-yard touchdown against California and then followed up with a 54-yard score at Arizona State. FBS active career leaders with 50-plus yard receptions at the end of 2017:

19 – James Washington, Oklahoma State	9 – Anthony Miller, Memphis	7 – Richie James, Middle Tennessee
11 – Shay Fields, Colorado	9 – Christian Kirk, Texas A&M	7 – Jamire Jordan, Fresno State
11 – Calvin Ridley, Alabama	8 – J'Mon Moore, Missouri	
10 – Cody Thompson, Toledo	8 – Jester Weah, Pittsburgh	
9 – Devonte Boyd, UNLV	7 – Marquise Brown, Oklahoma	
9 – Keke Coutee, Texas Tech	7 – Michael Gallup, Colorado State	

► Fields among active players is 15th in the NCAA in receptions (194) and 17th in receiving yards (2,590), including bowls.

ACTIVE NCAA RECEIVING DUOS

The Buffaloes had four of the top 15 active receiving duos (receptions) through the end of the 2017 season (initial research by Syracuse SID):

442 Syracuse: Ervin Philips (223), Steve Ishmael (219)	346 Penn State: DaeSean Hamilton (214), Mike Gesicki (132)
386 Middle Tennessee: Richie James (244), Ty Lee (142)	343 Iowa State: Allen Lazard (241), Trever Ryan (102)
383 Houston: Linell Bonner (203), Steven Dunbar (180)	337 Colorado: Shay Fields (194), Devin Ross (143)
381 Memphis: Anthony Miller (238), Phil Mayhue (143)	331 SMU: Courtland Sutton (195), Trey Quinn (136)
377 Oklahoma State: James Washington (225), Jalen McCleskey (152)	319 Washington State: Jamal Morrow (202), Robert Lewis (117)
371 Oklahoma State: James Washington (225), Marcell Ateman (146)	304 Colorado: Shay Fields (194), Phillip Lindsay (110)
352 Washington State: Jamal Morrow (202), Tae Martin (150)	298 Oklahoma State: Jalen McCleskey (152), Marcell Ateman (146)
347 Colorado: Shay Fields (194), Bryce Bobo (153)	296 Colorado: Bryce Bobo (153), Devin Ross (143)

CB ISAIAH OLIVER AMONG PAC-12, NATION'S ELITE

Up until the Oregon State game in week seven, the action coming **CB Isaiah Oliver's** way in every game had decreased. After being injured in the second quarter of the Washington State game, Oliver missed the next two contests, and only played in the first half of the USC tilt, but despite missing two games and a half of a third, Oliver still ranked first in the Pac-12 and seventh in the FBS in passes defended with 1.5 per game. Opposing quarterbacks only completed 41.3 percent of their passes when targeting the receiver Oliver was covering. He finished his career with 32 pass breakups, which tied with Mickey Pruitt (1984-87) for the 10th most in Colorado history (his 35 total passes defended tied for 13th). Top active pass defenders in the Pac-12 through the 2017 season:

PAC 12 / CAREER PASSES DEFENDED

Name, School	Cl.	Total (PBU/INT)
Arrión Springs, Oregon	Sr.	46 (43/3)
Isaiah Oliver, CU	Jr.	35 (32/3)
Iman Marshall, USC	Jr.	33 (27/6)
Darius Allensworth, Cal	Sr.	26 (23/3)
Marcellus Pippins, WSU	Sr.	19 (14/5)

COLORADO / CAREER PASSES DEFENDED

Name, Seasons	Total (PBU/INT)
Marcus Washington (1995-98)	47 (42/5)
Damen Wheeler (1996-99)	47 (39/8)
Ben Kelley (1997-99)	47 (34/11)
Tedric Thompson (2012-15)	47 (34/13)
Terrence Wheatley (2003-07)	43 (32/11)
Greg Henderson (2010-13)	41 (36/5)
Deon Figures (1988-92)	39 (27/12)

Name, Seasons	Total (PBU/INT)
Lorenzo Sims (2003-06)	39 (33/6)
Ken Crawley (2012-15)	39 (36/3)
Mickey Pruitt (1984-87)	38 (32/6)
Chidobe Awuzie (2013-16)	38 (35/3)
Donald Strickland (1999-2002)	36 (33/3)
Chris Hudson (1991-94)	35 (20/15)
Isaiah Oliver (2015-17)	35 (32/3)
Victor Scott (1980-83)	34 (24/10)

Oliver, who was a two-sport star, competed two seasons in the decathlon on CU's outdoor track team, and was a two-time All-Pac-12 performer in the event. As a sophomore, he finished fourth at the 2017 Pac-12 Championships with 7,394 points (just 136 out of the lead), and he won the 100-meter (10.82) and 400-meter (48.15) dashes and the long jump (24-1); placed second in the 110-hurdles (14.36) and the shot put (42-2) and third in the discus (121-7).

His father, Muhammad, was also a two-sport star in college. He was a world-class decathlete (an NCAA track All-American) at Oregon and was also a cornerback for the Ducks before being selected in the ninth round of the 1992 NFL Draft by the Denver Broncos and playing five seasons in the league with five teams (Denver, Green Bay, Kansas City, Miami and Washington).

WHEN QUARTERBACKS TARGET ISAIAH OLIVER

Game	Att-Com-Int	Pct.	Yards	PBU	TDs	QBR Against	Notes
Colorado State	15-6-1 (1)	.400	63	4	0	61.95	Held Michael Gallup (Biletnikoff finalist) to lows of 5 receptions & 67 yards (no TD)
Texas State	8-1-1	.125	9	2	0	-3.05	Returned his interception 41 yards
Northern Colorado	7-4-1	.571	94	0	2	235.66	One defensive pass interference penalty
Washington	6-1-1 (1)	.167	25	1	0	18.33	Held Dante Pettis to 3 rec. for 54 yards-his lowest rec. total and 2nd lowest yardage figure
UCLA	5-2-0	.400	16	1	0	66.88	QB Josh Rosen, who leads the FBS with 245 pass attempts, only threw Oliver's way 5 times
Arizona	2-2-0	1.000	24	0	1	365.80	TD allowed was a miscommunication between Oliver and the safety inside the red zone
Oregon State	7-4-1 (1)	.571	46	1	0	83.77	Most passes thrown his way since week three, had his 28th career PBU in the game
Washington State	3-2-0	.666	53	1	1	325.07	One defensive pass interference penalty; exited the game early 2nd Q with an injury
California	DNP						Injured
Arizona State	DNP						Injured
USC	5-4-0	.800	72	1	1	266.96	Played first half only, held out of second half due to leg injury he faced previous two weeks
Utah	5-0-0	.000	0	2	0	0.0	One defensive pass interference penalty
Totals	63-26-5 (3)	.413	402	13	5	105.19	

Note: interceptions listed in parenthesis are interceptions by teammates on passes thrown at the receiver Oliver was covering.

TOUGH TO THROW AT

In 2016, **CB Isaiah Oliver** ranked No. 2 among Pac-12 cornerbacks returning in 2017 in completion percentage against, as opponents connected on just 43.1 percent of passes targeted his way. Oliver got off to quite the strong start this year, as he only allowed 6 of 15 passes to be completed on him against Colorado State; that was just 40 percent and of the 15 passes thrown his way, 10 of them were when he was in coverage on CSU wide receiver Michael Gallup. Gallup, one of three Biletnikoff finalists for the nation's top receiver honor, the previous week in CSU's win over Oregon State, caught 11 passes for 134 yards. Oliver broke up four passes in the game, a career-high, and Ram quarterback Nick Stevens had just a 61.95 passer efficiency rating when throwing at Oliver (one of Stevens' passes was picked off by Evan Worthington when he was targeting the receiver Oliver was covering).

► In CU's 2017 season opener, Oliver's four pass breakups were the second-most of any player in week one (or week zero for that matter) of the college football season, and tied for the 18th-most in any game this season.

WORTH(INGTON) THE WAIT

After a year off from football in 2016, **S Evan Worthington** posted 86 tackles (66 solo, six for losses), third on the team, and also had all three of his career interceptions to go with seven pass deflections, eight third down stops and 10 touchdown saves. He had career-highs of 12 tackles (all solo stops) in CU's 36-33 win at Oregon State and in the season finale at Utah (six solo), along with nine against Cal, with eight on two other occasions (Colorado State and UCLA). In his true freshman season, he played in 12 games (three starts) and recorded 31 tackles; in 2015, he was in just three games on defense (he made two tackles). Note: he was Evan White his first two years as a Buff, but took on a family name upon his return).

THE HEAVENS

The solar eclipse on August 21 was all the rage; for those wondering, the Buffaloes are **90-62-3** when any part of the United States has been fortunate to view a **total** eclipse of the sun (not partial or annular; **5-6** this year). Those previous years were 1900, 1918, 1923, 1925, 1932, 1943, 1945, 1954, 1959, 1963, 1970, 1972, 1979, 1990 and 1991.

➤ Colorado is also **38-15** when Halley's Comet is visible from Earth (1910-11-12, 1985-86-87), opening at 20-0. It won't return until the year 2061.

OLIVER SNAPPED 11-YEAR DROUGHT; SHENAULT MADE IT TWO IN EIGHT-GAME SPAN

CB Isaiah Oliver's 68-yard punt return for a touchdown in the fourth quarter in CU's 20-10 win over UCLA last Nov. 3 was the first punt return for a TD by a Buffalo since **WR Stephone Robinson** brought one back 81 yards against Kansas in Boulder on Oct. 22, 2005. In the game, Oliver returned five punts for 124 yards and was the first Buff to have over 100 yards in punt returns in a game since **WR Josh Smith** (4-108) against Eastern Washington on Sept. 6, 2008; it was the most yards since **WR Roman Hollowell** had 148 on six returns against Fresno State on Aug. 26, 2001. Then against Texas State this year, **WR Laviska Shenault** scooped up a fumble and raced it back 55 yards for a score — the NCAA officially terms it a punt return (and not a fumble), so thus, he made the list. CU's punt returns for touchdowns over the last 20 years (yards listed first):

82	Cedric Cormier vs. Colorado State in Denver, Sept. 5, 1998 (TD).	69	Roman Hollowell vs. Missouri in Boulder, Nov. 3, 2001 (TD).
68	Ben Kelly vs. Utah State in Boulder, Sept. 19, 1998 (TD).	75	Jeremy Bloom vs. Colorado State in Denver, Aug. 31, 2002 (TD).
76	Ben Kelly vs. Iowa State in Boulder, Nov. 14, 1998 (TD).	80	Jeremy Bloom vs. Oklahoma at Houston, Dec. 7, 2002 (TD).
88	Ben Kelly vs. Boston College at Tucson (Insight Bowl), Dec. 31, 1999 (TD).	81	Stephone Robinson vs. Kansas in Boulder, Oct. 22, 2005 (TD).
66	Roman Hollowell vs. Kansas at Lawrence, Oct. 21, 2000 (TD).	68	Isaiah Oliver vs. UCLA in Boulder, Nov. 3, 2016 (TD).
77	Roman Hollowell vs. Fresno State in Boulder, Aug. 26, 2001 (TD).	55	Laviska Shenault vs. Texas State, Sept. 9, 2017 (TD).

GOING LOW

The CU-Stanford game was the fifth-lowest scoring game of the 2016 season involving an FBS program, as the Buffs won 10-5 in Palo Alto; it was one of 11 games with 20 or fewer points the entire year. *Fast-forward to 2017*, and the Buffaloes once again have participated in one of the nation's lowest-scoring affairs, their 17-3 season-opening win over Colorado State. In fact, it tied for the fifth-lowest scoring in 2017:

Nov. 4	OLD DOMINION 6, Charlotte 0	6	Nov. 18	Coastal Carolina 13, IDAHO 7	20
Nov. 24	Virginia Tech 10, VIRGINIA 0	10	Nov. 18	Fresno State 13, WYOMING 7	20
Nov. 18	UT-SAN ANTONIO 9, Marshall 7	16	Sept. 16	VANDERBILT 14, Kansas State 7	21
Oct. 7	Marshall 14, CHARLOTTE 3	17	Sept. 16	MARSHALL 21, Kent State 0	21
Sept. 1	Colorado 17, Colorado State 3 (Denver)	20	Oct. 21	IOWA STATE 14, Texas Christian 7	21
Sept. 9	CLEMSON 14, Auburn 6	20	Nov. 4	ARMY 21, Air Force 0	21
Sept. 23	Florida International 13, RICE 7	20	Nov. 4	FLORIDA INTERNATIONAL 14, UTSA 7	21
Oct. 14	ARIZONA STATE 13, Washington 7	20	Oct. 21	Oklahoma State 13, TEXAS 10 (OT)	23

➤ Colorado won three games in 1966 when scoring fewer than 14 points; but how rare was CU's 10-5 win at Stanford in 2016? It was just the ninth win in the last 50 seasons where the Buffs won when scoring under 14 points, and the first in 20 years. A look at these low scoring affairs (#—Orange Bowl):

Nov. 11, 1967	KANSAS	W 12- 8	Sept. 18, 1982	at Washington State	W 12- 0	Oct. 8, 1992	at Missouri	W 6- 0
Nov. 5, 1977	at Iowa State	W 12- 7	Jan. 1, 1991	#Notre Dame	W 10- 9	Nov. 16, 1996	KANSAS STATE	W 12- 0
Oct. 17, 1981	OKLAHOMA STATE	W 11-10	Oct. 26, 1991	at Kansas State	W 10- 0	Oct. 22, 2016	at Stanford	W 10- 5

Note: CU scored two touchdowns in the '67 and '96 games, four field goals in the '82 game; and two field goals in the '92 game; others were a combination.

BALL SECURITY UNDER MAC

The Buffaloes have had nothing short of incredible ball security in the Mike MacIntyre Era, including CU's all-time low of 12 in the 2014 season. In **63** games under MacIntyre, CU has not had any fumbles in **25** games, has not lost a fumble in **29** of those 63 and had just one in **19** other games (meaning more than one only 19 times); that's just **82** total fumbles. In the four-plus seasons, the tailbacks have been exceptionally good: they total just **16** fumbles in **1,805** attempts, or one every **112.8** carries (they didn't have a fumble among them in Mac's first year until the ninth game of the year—254 attempts).

- *Career counts of current Buffaloes:* **Phillip Lindsay** had nine in 895 touches (750 rushes; but two of those fumbles were on kickoff returns as a freshman); **Michael Adkins II** just three in 275 (247 rushes); **Kyle Evans** one in 108 (101 rushes) and **Beau Bisharat** one in 36 (35 rushes).
- Lindsay had no fumbles this season in **324** touches (301 rushes, 23 receptions).
- In five seasons under MacIntyre, the Buffs have just the **82** fumbles in **5,724** touches, or one for every **69.8** plays (this year: 14 in **1,082** touches: 911 offensive plays (includes two 2-pt plays), 116 special team snaps, 55 returns). And of those **82** fumbles, the Buffs have lost just **38**.

POSSESSIONS DOWN IN '17

A few opponents have played keep-away from the Buffaloes in 2017, and it likely affected CU's offensive production. Compared to 2016 (at the 12-game mark), the Buffs had **18** fewer possessions or 150 total, compared to **168** a year ago. Thus, the difference was more than an entire game's worth. While not the only factor, it contributed to **30** fewer first downs, **100** less points and **628** fewer yards.

THIRD AND LONG

Colorado was **11-of-17** on third down against Cal (a huge comeback after going 1-of-17 at Washington State the previous week). Within that number was a 4-of-5 on 3rd-&-9 or longer. The Buffs converted on a 3rd-&-9, a 3rd-&-11 and two 3rd-&-17s, missing only on a 3rd-&-22, making up 54 yards. The top two performances from that distance or more had been 3-of-5 at Oregon State (making up 37 yards) and then a 1-of-4 versus Arizona. Colorado was a respectable **12-of-65** on 3rd-&-9 or longer (18.5 percent); in 2016, the Buffs were 12-of-64 (18.8 percent). The best percentage for converting these third-and-longs since we started tracking the stat in 1984 was in 1990, when CU was 20-of-58 (34.4 percent), followed by 1988 (12-of-38, 31.6), the only years over 30 percent. By comparison, the opponent this year in the same situations were 16-of-58 (27.6 percent).

2017 Note: Colorado opened **3-0** for the 41st time in its 128-year history, but for the first time since 2008 and just the second time since opening 5-0 in 1998 (3-0 also in 2004; 1998 remains the last time the Buffs were 4-0 — Rick Neuheisel's final year as head coach before moving on to Washington in 1999).

2017 SENIORS (21)

No.	Player	Pos.	Ht.	Wt.	Cl.	Exp.	Hometown (High School/Previous College)	Major	TGD
19	*ADKINS II, Michael	TB	5-10	205	Sr.	4L	San Diego, Calif. (Helix)	Business-Finance & Accounting	Graduated (Dec. '17)
41	*BERGNER, Andrew	CB	5-11	165	Sr.	2L	Parker, Colo. (Legend/Arizona State)	Sociology	Graduated (Dec. '17)
4	*BOBO, Bryce	WR	6- 2	200	Sr.	3L	Covina, Calif. (Charter Oak)	Sociology	May '18
59	*COLEMAN, Timothy Jr.	DE	6- 3	255	Sr.	3L	Denver, Colo. (Mullen)	Ethnic Studies	Graduated (Dec. '17)
89	DEMENT, Kevin	WR	5-11	180	Sr.	VR	Centennial, Colo. (Arapahoe)	Business-Management	May '18
1	FIELDS, Shay	WR	5-11	185	Sr.	3L	Bellflower, Calif. (St. John Bosco)	Sociology	May '18
5	*FRAZIER, George	DE/TE	6- 2	275	Sr.	3L	Duarte, Calif. (Monrovia)	Ethnic Studies/EFPP	Graduated (Dec. '17)
15	*GRAHAM, Chris	PK	6- 3	235	Sr.	3L	Burlingame, Calif. (Burlingame)	Integrated Physiology & Anthropology	Graduated (May '17)
45	*GRZESIEK, Tanner	TB	5-10	205	Sr.	VR	Colorado Springs, Colo. (Classical Academy/UCCS)	Business-Marketing	Graduated (Dec. '17)
46	*HEADLEY, Trent	ILB	6- 2	225	Sr.	VR	Littleton, Colo. (Columbine/Metro State)	Psychology	Graduated (Dec. '17)
79	*HUCKINS, Jonathan	OL	6- 4	290	Sr.	3L	The Woodlands, Texas (The Woodlands)	Economics	May '18
76	*IRWIN, Jeremy	OL	6- 5	295	Sr.	4L	Cypress, Texas (Cypress Fairbanks)	Communication & History	Graduated (May '17)
52	*JACKSON III, Leo	DE	6- 3	275	Sr.	2L	Decatur, Ga. (North Atlanta/Foothill College)	Sociology	Graduated (Dec. '17)
68	*KOUGH, Gerrad	OG	6- 4	300	Sr.	3L	Pomona, Calif. (Pomona)	Communication & Ethnic Studies	Graduated (Dec. '16)
1	*LAGUDA, Afolabi	DB	6- 1	205	Sr.	2L	Snellville, Ga. (Brookwood/Butler CC)	Economics	Graduated (Dec. '17)
23	*LINDSAY, Phillip	TB	5- 8	190	Sr.	3L	Aurora, Colo. (Denver South)	Communication & Sociology	Graduated (Dec. '17)
95	*MCCARTNEY, Derek	OLB	6- 3	240	Sr.	3L	Westminster, Colo. (Faith Christian)	Integrative Physiology	Graduated (May '16)
51	*MEEK, Bryan	LB	6- 0	215	Sr.	RS	Niwot, Colo. (Niwot/Air Force)	Business-Management	May '18
25	*MOELLER, Ryan	DB	6- 1	215	Sr.	3L	Rifle, Colo. (Rifle)	Communication	Graduated (Dec. '17)
13	*PATTERSON, T.J.	QB	6- 3	185	Sr.	VR	Boulder, Colo. (Boulder/Wyoming)	Sociology	May '18
2	*ROSS, Devin	WR	5-11	180	Sr.	3L	Altadena, Calif. (Bishop Alemany)	Sociology	Graduated (Dec. '17)

Redshirting:

17	ENTO, Kabion	WR	6- 3	185	Sr.	1L	Pine Bluff, Ark. (Dollarway/East Central [Miss.] CC)	Sociology	May '18
29	LEE, Donovan	TB	5- 9	180	Sr.	3L	West Hills, Calif. (Chaminade College Prep)	Ethnic Studies & Sociology	May '18

(*—fifth-year senior)

THE UNDERGRADUATE FOUR: Five players, all juniors in eligibility, have already earned their degrees: **PK Chris Graham** (Integrative Physiology, May '17); **OT Jeremy Irwin** (Communication & History, May '17); **OG Gerrad Kough** (Communication, Dec. '16) and **OLB Derek McCartney** (Integrative Physiology, May '16).

GRADUATION REVIEW

(*Through August 2017*) Over the last 16 years, Colorado has had **286** of its **317** seniors graduate, or translating to **90.2** percent in this time frame (including 25 of the 31 seniors in 2016); these are the 2001-2016 senior classes, including those players who received medicals. Over the last eight years, 171 of the last 187 have graduated (**91.4%**), with nine of those 16 playing in the NFL and haven't yet been able to complete their requirements. NCAA numbers will not match these (it doesn't allow a school to count transfers who graduate, but it does count against a school if it had a player transfer; it also does not count walk-ons). It's one of the reasons the numbers are skewed to be lower than they really are, especially at tougher academic schools like Colorado and its Pac-12 brethren. **TEAM GRADE POINT AVERAGE:** The team's **2.58** cumulative grade point average through the Spring 2017 semester is its sixth highest on record (data collected since 1996); the team has 14 straight semester GPA's over **2.50**.

CAPTAINS

On the Thursday prior to this year's spring game (March 16), the team met to elect their 2017 captains; head coach Mike MacIntyre has a two-stage process to select the captains, and the voting is limited to those players who have been in the program at least 18 months (one year if a JUCO transfer). Six players emerged from the process and were selected as captains of MacIntyre's fifth CU team: three who were captains last year: seniors **TE/DE George Frazier**, **OT Jeremy Irwin** and **TB Phillip Lindsay**, one who was in 2015, **OLB Derek McCartney** (when it was 12-man leadership group that rotated as game captains), and two first-timers: senior **S Afolabi Laguda** and junior **ILB Rick Gamboa**.

❶ In 2016, **QB Sefo Liufau** became the just the second player in CU history to serve three years as a captain, the first since **Pat Carney** did so 123 years earlier in 1891-92-93; Lindsay now joins that most exclusive group, having served as a sophomore in 2015 and last year as a junior.

❷ Frazier, Irwin and McCartney become the 11th, 12th and 13th players in school history to be named a captain twice; in addition to the trio of three-year captains, they also join these players selected twice: **Harry Gamble** (1894-96), **ILB Barry Remington** (1985-86), **TB Bobby Purify** (2003-04), **QB Joel Klatt** (QB, 2004-05), **ILB Addison Gillam** (2014-15), **WR Nelson Spruce** (2014-15) and **ILB Kenneth Olugbode** (2015-16).

❸ Lindsay is one of six players in the nation currently serving in his third year as a team captain; he's joined by **Justin Lawler** and **Courtland Sutton** (SMU), **J.T. Barrett** (Ohio State), **Ja'Whaun Bentley** (Purdue) and **Lamar Jordan** (New Mexico).

CAREER CHART WATCH

Here's where several Buffaloes ranked on some of CU's all-time statistical charts following the 2017 season (*Note: Colorado does not count bowl stats into career totals to protect past history, thus career numbers for players past and present will differ from NCAA*):

- ⇒ **TB MICHAEL ADKINS** is 40th in rushing yards (**1,200**).
- ⇒ **WR BRYCE BOBO** finished seventh in receptions (**150**), 11th in receiving yards (**1,638**) and tied for 17th in touchdown receptions (**10**).
- ⇒ **WR SHAY FIELDS** finished third in receptions (**190**), second in receiving yards (**2,552**), fourth in touchdown receptions (**21**) and 30th in scoring (**132** points).
- ⇒ **ILB RICK GAMBOA** is 19th in tackles (**292**).
- ⇒ **TB DONOVAN LEE** is 60th in receptions (**46**) and is 21st in kickoff return yards (**586**).
- ⇒ **TB PHILLIP LINDSAY** finished second in rushing yards (**3,707**), first in all-purpose yards (**5,760**), 14th in receptions (**110**), 28th in receiving yards (**976**), first in yards from scrimmage (**4,683**), 13th in total offense (**3,707**), fourth in scoring (**234** points) and is sixth in kickoff return yards (**1,077**).
- ⇒ **WR JAY MACINTYRE** is 36th in receptions (**66**) and is 37th in receiving yards (**870**).
- ⇒ **OLB DEREK MCCARTNEY** is tied for 16th in quarterback sacks (**14½**).
- ⇒ **QB STEVEN MONTEZ** is ninth in passing yards (**3,992**), is 11th in touchdown passes (**27**), is 86th in rushing yards (**546**) and is 11th in total offense (**4,538**).
- ⇒ **CB ISAIAH OLIVER** finished tied for 10th in pass deflections (**32**).
- ⇒ **TB DEVIN ROSS** finished eighth in receptions (**140**) and 12th in receiving yards (**1,621**) and tied for 19th in touchdown receptions (**9**).

MAC'S LONG DRIVES

Under Mike MacIntyre, the Buffaloes have occasionally had a pension for long drives with **37** of 80 yards or longer (**7** of 90 or longer, *three in 2017, see below*), drives with 15 or more plays (**10**), and a handful (**10**) that have consumed six or more minutes. In 14 games last year, Colorado had 11 scoring drives over 80 yards (long of 87 twice, both engineered by Steven Montez in the Oregon and Oregon State games).

Longest Drives – Mike MacIntyre Era

Date	Opponent	Plays	Yards	Time	Result	How	Quarterback
9/13/14	ARIZONA STATE	7	99	2:15	TD	Spruce 31 pass from Liufau	Liufau
9/09/17	TEXAS STATE	9	96	2:44	TD	Montez 2 run	Montez
10/28/17	CALIFORNIA	6	96	2:57	TD	Fields 65 pass from Montez	Montez
9/01/17	Colorado State	6	94	1:30	TD	Lindsay 45 run	Montez
9/12/15	MASSACHUSETTS	14	91	7:24	TD	Liufau 7 run	Liufau
10/18/14	at Southern California	13	91	4:15	TD	Gehrke 9 run	Gehrke

100+ RETURN YARDS NOT THAT COMMON

Often lost in all the conversation about total offense and defense are return yards – but they often swing a game. This year, CU owned a **396-234** edge, and had two games with 100-plus return yards (116-9 versus Texas State and 126-5 against Cal). CU's had just five games since 2002 with over 100 return yards in a game (and have had two in the same season since 2002; the last time with three was 2001). Last year, CU had **175** against UCLA in its 20-10 win, and they played a huge role, accounting for one touchdown via punt return and setting up CU's lone offensive score via an interception return. It was the most return yards by the Buffs since Oct. 26, 2002, when they had **183** in a 37-13 win over Texas Tech (125 interception, 44 punt, 14 fumble). The other two games with 100-plus came in 2008 against Eastern Washington (135) and in 2013 against Central Arkansas (125).

► For the ultimate example of how rare 100 return yards can be, look no further than CU's game at UCLA on Sept. 30. The Buffs held the edge in return yardage ... **1-0**. There were no punt or fumble returns, no miscellaneous returns, and the only yard game on the lone interception and return of the game. And then against Arizona, the Wildcats had a **6-0** edge (a single punt return). CU had two games with zero return yards, the opponent two as well.

COLORADO NEAR THE TOP IN ALL-TIME 1,000-YARD / 2,000-YARD CAREER RUNNERS

In 2015, **Michael Adkins** became the 52nd player in Colorado history rush for 1,000 or more yards in a career and later in the year, **Phillip Lindsay** joined him and became No. 53 to hit the grand mark (and the 19th to hit 2,000 late in his junior year). CU is seventh all-time in known 1,000-yard runners (many schools don't know the number). Oklahoma tops the list with 72, as well the 2K list with 30 (the Buffs are tied for eighth with the most 2,000-yard career runners). The all-time leaders in players who have reached the career 1K and 2K plateaus:

Oklahoma	72/31	LSU	48/16	Auburn	43/17	Wisconsin	41/16	San Diego State	37/14	Tulsa	32/15
Ohio State	69/25	Texas A & M	47/19	Georgia Tech	43/13	North Carolina	41/13	Mississippi	37/13	Western Michigan	--/15
Nebraska	64/29	Arkansas	47/18	Minnesota	43/13	Virginia Tech	40/19	Baylor	37/11	Utah	--/13
Southern Cal	60/20	Houston	47/15	Air Force	43/10	Boston College	40/17	Mississippi State	35/11	SMU	21+/12
Alabama	58/19	Iowa	47/15	Syracuse	42/22	Illinois	40/16	Wake Forest	34/11		
Army	53/11	Duke	46/ 7	South Carolina	42/16	Indiana	40/13	New Mexico	25+/13		
Colorado	53/19	Mississippi	45/ 8	Florida State	42/15	-----	-----	Bowling Green	37/13		
West Virginia	50/15	Oklahoma State	44/25	Virginia	41/17	Northern Illinois	39/17	Michigan	?/20		
Texas	51/19	Penn State	43/19	Michigan State	41/16	Florida	37/17	Colorado State	?/16		

In 1989, Colorado had four players on the roster at the same time with at least 1,000 career yards: **TB Eric Bieniemy**, **TB J.J. Flannigan**, **QB Darian Hagan** and **FB Erich Kissick**. Only two other times did the Buffs have three players that had hit that plateau on the same team, in 1993: **FB James Hill**, **TB Rashaan Salaam** and **TB Lamont Warren** and in 2015: **Christian Powell**, **Michael Adkins** and **Phillip Lindsay**.

THORNS IN WILDCATS' PAWS

Seniors **WR Shay Fields** and **TB Phillip Lindsay** left indelible marks against Arizona, Fields finishing with the second most receiving yards against one opponent, with Lindsay's record night bumping him into first:

MOST RUSHING YARDS GAINED AGAINST ONE OPPONENT (400+)

605—Phillip Lindsay vs. Arizona (114 in 2014; 91 in 2015, 119 in 2016, 281 in 2017)
 508—Eric Bieniemy vs. Missouri (68 in 1987, 106 in 1988, 116 in 1989, 217 in 1990)
 470—Charles Davis vs. Oklahoma State (342 in 1971, 58 in 1972, 70 in 1973)
 449—Chris Brown vs. Kansas (140 in 2001, 309 in 2002)
 444—Bobby Purify vs. Colorado St. (191 in 2001, 33 in 2002, 31 in 2003, 189 in 2004)
 420—J.J. Flannigan vs. Kansas State (23 in 1987, 151 in 1988, 246 in 1989)
 411—Eric Bieniemy vs. Kansas (42 in 1987, 195 in 1988, 174 in 1990)

MOST RECEIVING YARDS GAINED AGAINST ONE OPPONENT (300+)

424—Paul Richardson vs. California (0 in 2010, 284 in 2011, 140 in 2013)
408—Shay Fields vs. Arizona (94 in 2014, 168 in 2015, 108 in 2016), 38 in 2017)
 319—Nelson Spruce vs. California (140 in 2013, 179 in 2014)
 318—Charles Johnson vs. Oklahoma (182 in 1992, 136 in 1993)
 308—Rae Carruth vs. Oklahoma State (15 in 1992, 127 in 1995, 166 in 1996)

STREAKIN'

WR Shay Fields had owned the longest streak on the team of making at least one reception at 24 games (25 including the Alamo Bowl), but was shutout in his career finale at Utah. **WR Bryce Bobo** ended with catches in 12 straight (all multiple receptions). **WR Jay MacIntyre's** brings the longest streak into 2018 with receptions in five straight, with **WR Laviska Shenault** and **WR Juwann Winfree** next at two in a row.

Freshman **WR Laviska Shenault** became the 15th known Buffalo to score a touchdown on his first collegiate touch (excluding kickers, offensive linemen and defensive players), but statistically, it wasn't an official touch. Against Texas State, he scooped up an Isaiah Oliver fumble after the latter had returned it four yards; Shenault then ran 55 yards for a TD to open the scoring in what would be a 37-3 Colorado win. However, the NCAA does not score it as a fumble return but views it as an extension of a punt return, thus he was credited with no return for 55 yards, much like a lateral is scored (*full list on page 58*).

MONTEZ /QUICKLY

Sophomore **QB Steven Montez** is 7-8 as CU's starting quarterback with the team's 5-7 record this season. In the opener against Colorado State (having all spring and fall camp to think about it), he completed **21-of-29** passes for 202 yards (1 TD/2 INT) for a rating of 128.5. His **72.4** completion percentage was a career-best, as he was **7-of-11** on first downs (for 42 yards), **6-of-10** for 68 yards on second down and **8-of-8** for 92 yards on third down.

➤ Montez opened **5-1** as a starter was the best by a CU quarterback since **Mike Moschetti** opened **5-0** in 1998 (he went on to be 5-1, 6-1, 6-2, 6-3 and 7-3); Moschetti was the last to open 6-1 (along with **John Hessler** in 1995, who went on to be 8-1 in his first nine games as starter from 1995-97).

TAKING THE WORLD BY STORM

QB Steven Montez had quite a debut as CU's starter subbing for an injured Sefo Liufau at Oregon (Sept. 24, 2016). In leading the Buffs to a 41-38 win, he arguably had the best first game as a starter in school history. He completed 23 of 32 passes for 333 yards (3 TD/2 INT), for a passer rating of 177.7 and also had 21 rushes for 135 yards (6.4 per), with a touchdown and a long run of 32 yards. It all added up to 468 yards of total offense and 23 first downs earned (8 rush/15 passing). He received seven different national and/or conference accolades for his efforts, as well as:

- He enjoyed the fifth-best game in a quarterback's first start at Colorado in terms of passing yards, but the best in total offense (*see charts below*).
- His 135 yards rushing were the most in a debut by a starting Buff QB (topping the 116 by Darian Hagan vs. Texas in 1989) and is the 10th most in any game all-time at Colorado by a quarterback (and the first 100-yard game by a quarterback since Nov. 4, 2006 when Bernard Jackson had 105 against Kansas State).
- His 468 yards of total offense were the fourth-most in a single-game in Colorado history.
- It was the first-ever 300 passing/100 rushing game in CU history and just the second 200/100 game (Stewart had 205/143 vs. Notre Dame in the '95 Fiesta Bowl).
- His 14 straight completions in the first half tied for the second-most in school history (trailing 15 by Mike Moschetti over two games in 1999); it matched the most in one game (Koy Detmer, 14 at Colorado State in 1996).

Most Yards Passing / CU Quarterback Debuts

Yards	(A-C-I, TD)	Player	Opponent	Date	Result
418	(50-33-5, 2)	Koy Detmer	Oklahoma	10/24/1992	T, 24-24
409	(36-21-1, 4)	Kordell Stewart	Colorado State	9/05/1992	W, 37-17
402	(34-21-0, 4)	Joel Klatt	Colorado State (Denver)	8/30/2003	W, 42-35
348	(34-24-0, 5)	John Hessler	at Oklahoma	9/30/1995	W, 38-17
333	(32-23-2, 2)	Steven Montez	at Oregon	9/24/2016	W, 41-38
257	(32-21-0, 3)	Mike Moschetti	Colorado State (Denver)	9/05/1998	W, 42-14

Most Total Offense / CU Quarterback Debuts

Yards (Pass, Rush)	Player	Opponent	Date	Result
468 (333, 135)	Steven Montez	at Oregon	9/24/2016	W, 41-38
430 (409, 21)	Kordell Stewart	Colorado State	9/05/1992	W, 37-17
396 (418, -22)	Koy Detmer	Oklahoma	10/24/1992	T, 24-24
392 (402, -10)	Joel Klatt	Colorado State (Denver)	8/30/2003	W, 42-35
270 (257, 13)	Mike Moschetti	Colorado State (Denver)	9/05/1998	W, 42-14

A FIRST BY MONTEZ SINCE 1959

QB Steven Montez became the first know player in CU history to throw a touchdown on his first career passing attempt since **Joe Dowler** did so back in 1959. Montez hit **WR Kabion Ento** on a 69-yard scoring strike in the second quarter last week against Idaho State. Dowler did so on Oct. 3, 1959 at Oklahoma, a 15-yard TD pass to Kirk Campbell in a 42-12 loss to the Sooners.

MONTEZ THE 12TH FRESHMAN AT COLORADO TO START A GAME AT QUARTERBACK

QB Steven Montez became just the 12th freshman in school history to start a game at quarterback at Colorado (the sixth redshirt frosh to do so). He had the second-most passing yards by a freshman in a starting debut at CU quarterback. A closer look at every freshman's first career start at CU (*—denotes redshirt freshman):

FRESHMAN PERFORMANCES, FIRST CAREER START AT COLORADO

Quarterback	Date	Opponent	Result	Passing
Randy Essington	10/18/80	at Missouri	L 7-45	22-11-1, 58 , 0 td
*Steve Vogel	10/24/81	at Iowa State	L 10-17	16-12-0, 89 , 0 td
Marc Walters	11/22/86	at Kansas State	W 49-3	4- 4-0, 111 , 1 td
Koy Detmer	10/17/92	OKLAHOMA	T 24-24	50-33-5, 418 , 2 td
*Zac Colvin	10/23/99	at Iowa State	W 16-12	23-14-1, 116 , 1 td
Craig Ochs	10/07/00	at Texas A&M	W 26-19	25-15-0, 239 , 1 td

Quarterback	Date	Opponent	Result	Passing
*Cody Hawkins	9/01/07	Colorado State (Denver; OT)	W 31-28	31-18-1, 201 , 2 td
Tyler Hansen	10/25/08	at Missouri	L 0-58	16-12-0, 72 , 0 td
*Nick Hirschman	10/29/11	at Arizona State	L 14-48	7- 4-0, 52 , 0 td
Sefo Liufau	10/19/13	CHARLESTON SOUTHERN	W 43-10	20-14-0, 198 , 1 td
*Cade Apsay	11/21/15	at Washington State	L 3-27	40-26-2, 238 , 0 td
*Steven Montez	9/24/16	at Oregon	W 41-38	32-23-2, 333, 3 td

THE "RUSHING/PASSING" QB's

Montez is a two-way threat with his arm and his legs, as evidenced by being the first 300/100 player in CU history (300 yards passing/100 rushing in the same game). He's cracked CU's list of all-time rushing yards by quarterbacks (adjusted to allow for sacks; *—Anderson switched to tailback in the third game of the 1969 season):

Rk	Player (Seasons)	Gross Att-Yards	Sacked/Yds Lost	Adjusted Att	Yards	Avg.	TD
1	Darian Hagan (1988-91).....	489-2,007	42/264	447	2,271	5.08	27
2	Byron White (1935-37).....	342-1,864	?	342	1,864	5.45	22
3	*Bob Anderson (1967-69).....	390-1,580	24/162	366	1,742	4.76	20
4	Kordell Stewart (1991-94).....	302-1,289	55/451	247	1,740	7.04	15
5	Mark Hatcher (1984-87).....	375-1,470	16/ 95	359	1,565	4.36	16
6	Sefo Liufau (2013-16).....	368- 941	71/441	297	1,382	4.65	12
7	David Williams (1973-75).....	276- 959	32/251	244	1,210	4.96	12
8	Sal Aunese (1987-88).....	235-1,009	18/102	217	1,111	5.12	14
9	Tyler Hansen (2008-11).....	279- 478	82/617	197	1,095	5.56	8

Rk	Player (Seasons)	Gross Att-Yards	Sacked/Yds Lost	Adjusted Att	Yards	Avg.	TD
10	Ken Johnson (1971-73).....	274- 727	32/264	242	991	4.10	8
11	Bill Solomon (1977-79).....	287- 509	63/447	224	956	4.27	10
12	Harry Narcisian (1947-49).....	227- 894	?	227	894	3.94	8
13	Bernard Jackson (2004-06).....	164- 690	28/155	136	845	6.21	7
14	Bernie McCall (1964-66).....	289- 725	14/120	275	845	3.07	6
15	Steven Montez (2016-17).....	180- 566	43/276	137	842	6.15	4
16	Jim Bratten (1968-70).....	220- 724	17/105	203	829	4.08	4
17	Zack Jordan (1950-52).....	227- 748	?	227	748	3.30	7
18	Dan Kelly (1965-67).....	168- 590	14/112	154	702	4.56	7

THREE-HEADED MONSTER

Montez on his three primary receivers, seniors **Bryce Bobo**, **Shay Fields** and **Devin Ross**: "It's like having three super heroes to throw to." Last year, the trio combined for 159 catches for 2,133 yards (13.4 per) and 16 touchdowns, and all three had at least 40 receptions, the first time in CU history that three wide receivers have made 40-plus catches in the same season. It was more of the same in 2017, as the three have combined for 151 catches for 1,824 yards (12.0 per) and 11 scores.

MONTEZ JOINED SOME ELITE COMPANY

Though just with 15 career starts (7-8 record), **QB Steven Montez** has already set significant CU record with three career 400-yard total offense games. He has two this season, tying Mike Moschetti for the most in a single season. The list of all 14 games with 400-plus at Colorado:

Yds	(pass,rush)	Player	Opponent	Date	Yds	(pass,rush)	Player	Opponent	Date
527	(455,72)	Sefo Liufau	at California (2 OT)	Sept. 27, 2014	430	(426,4)	Koy Detmer	NE Louisiana	Sept. 16, 1995
500	(465,35)	Mike Moschetti	San Jose State	Sept. 11, 1999	430	(409,21)	Kordell Stewart	Colorado State	Sept. 5, 1992
500	(474,25)	Tyler Hansen	California (OT)	Sept. 10, 2011	429	(336,93)	Craig Ochs	Oklahoma State	Oct. 28, 2000
468	(333,135)	Steven Montez	at Oregon	Sept. 24, 2016	425	(357,68)	Steven Montez	Northern Colorado	Sept. 16, 2017
457	(457,0)	Koy Detmer	at Missouri	Nov. 2, 1996	424	(419,5)	Joel Klatt	Kansas (OT)	Oct. 11, 2003
453	(345,108)	Sefo Liufau	Washington State	Nov. 19, 2016	416	(376,40)	Steven Montez	Southern California	Nov. 11, 2017
446	(382,64)	Mike Moschetti	Oklahoma	Oct. 30, 1999	408	(400,8)	Connor Wood	Colorado State (Denver)	Sept. 1, 2013

MONTEZ CONNECTION TO CAREER HIGHS

An interesting note from quarterback Steven Montez's time on the field last year is that three wide receivers all had career-highs in games that he started. **Devin Ross** started the trend in Montez's first career start at Oregon when he caught seven passes for a personal-best 153 yards and one touchdown. The next week versus Oregon State, it was **Shay Fields** who went for a career-high 169 yards receiving and three touchdowns, which tied the CU record for most TD receptions in a game (all were in the first half, a new school record for TD catches in a half). In Montez's third and final start at USC, **Bryce Bobo** caught a career-high 10 passes. Eight of those were from Montez, as Liufau did complete two passes to Bobo in his limited action in the second quarter when Montez went down briefly with a minor injury.

MONTEZ AT FOLSOM

Steven Montez has appeared nine times in games at Folsom Field, and generally has played very well; he owns a rating of 169.6. He has started five of the seven games (indicated by an *), and CU is 6-3 overall in games he has appeared in:

Date	Opponent	Att-Com-Int	Pct.	Yards	TD	50+	20+	Rating	Date	Opponent	Att-Com-Int	Pct.	Yards	TD	50+	20+	Rating
9/10/16	Idaho State	W 10-6-0	.600	117	2	1	1	224.3	9/23/17	*Washington	L 27-21-3	.778	171	0	0	2	108.8
10/01/16	*Oregon State	W 27-19-0	.704	293	3	2	5	198.2	10/07/17	*Arizona	L 32-19-0	.594	251	3	0	2	156.2
11/03/16	UCLA	W 3-1-1	.333	17	0	0	0	14.3	10/28/17	*California	W 26-20-0	.769	347	3	1	6	227.1
9/09/17	*Texas State	W 31-19-0	.613	299	1	0	5	153.0	11/11/17	*USC	L 49-27-2	.551	376	2	2	4	124.9
9/16/17	*N. Colorado	W 41-29-1	.707	357	4	0	5	171.2	9-Game Totals	6-3	245-161-7	.657	2,228	18	6	30	160.6

MONTEZ LINERS

- ▶ He is the 13th player in school history to throw for **3,000** career yards (the sixth to do it this millennium; eight have thrown for 4,000).
- ▶ He was just 25 yards shy of becoming the third player to throw for **3,000** yards in a **season** (Sefo Liufau, 3,200 in 2014; Koy Detmer, 3,156 in 1996).
- ▶ He is tied for 11th at Colorado with **27** career touchdown passes; he had 18 this year—five different players have 20 in a season: Sefo Liufau, 28 in 2014 (CU's sophomore record); Koy Detmer, 22 in 1996; Joel Klatt, 21 in 2003; John Hessler, 20 in 1995; and Tyler Hansen, 20 in 2011.

QB EXPERIENCE

As one would imagine with **QB Sefo Liufau** making 40 career starts over the past four seasons, the Buffaloes didn't have a lot of "starts" by other players at the position. Research Temple sports information showed that CU ranked 16th nationally (out of 129 schools) in the fewest starts made by players returning at the position (3, all by sophomore Steven Montez). Texas State had no returning players that even appeared in a single game at quarterback, and was joined by seven other schools that did not return anyone who made a single start. The Buffs had the fewest starts at the position returning by any Pac-12 school.

300/100/100

The Buffaloes have now had two of its 12 occasions this season with a 300-yard passer, 100-yard rusher and 100-yard receiver, with six of the 12 occurring the Mike MacIntyre Era. **Steven Montez** has tied **Sefo Liufau** as quarterbacks involved the most (three), while **Devin Ross** has been a participant in the most at receiver (four) and **Phillip Lindsay** the most as a running back (three). Colorado is 7-5 in these games, but has won four in a row.

COLORADO'S 300/100/100 GAMES

Date	Opponent	Score	Quarterback	Rusher	Receiver
Oct. 12, 1996	OKLAHOMA STATE	W 35-13	Koy Detmer (402)	Lendon Henry (101)	Rae Carruth (166)
Sept. 11, 1999	SAN JOSE STATE	W 63-35	Mike Moschetti (465)	Cortlen Johnson (104)	Marcus Stiggers (174)
Nov. 26, 1999	NEBRASKA (OT)	L 27-30	Mike Moschetti (317)	Cortlen Johnson (135)	Javon Green (100)
Oct. 23, 2004	Texas A&M	L 26-29	Joel Klatt (346)	Bobby Purify (130)	Dusty Sprague (101)
Nov. 6, 2010	at Kansas	L 45-52	Cody Hawkins (322)	Rodney Stewart (175)	Paul Richardson (141)
Sept. 22, 2012	at Washington State	W 35-34	Jordan Webb (345)	Tony Jones (105)	Nelson Spruce (103)
Nov. 1, 2014	WASHINGTON	L 23-38	Sefo Liufau (314)	Michael Adkins (109)	Nelson Spruce (138)
Oct. 31, 2015	at UCLA	L 31-35	Sefo Liufau (312)	Patrick Carr (100)	Devin Ross (101)
Sept. 24, 2016	at Oregon	W 41-38	Steven Montez (333)	Steven Montez (135)	Devin Ross (153)
Nov. 19, 2016	WASHINGTON STATE	W 38-24	Sefo Liufau (345)	Phillip Lindsay (144) and Sefo Liufau (108)	Devin Ross (121)
Sept. 16, 2017	NORTHERN COLORADO	W 41-21	Steven Montez (357)	Phillip Lindsay (151)	Devin Ross (143)
Oct. 28, 2017	CALIFORNIA	W 44-28	Steven Montez (347)	Phillip Lindsay (161)	Shay Fields (101)

COLORADO BY THE NUMBERS IN 2017

- 0-5-2** The Buffs record in Pac-12 road “doubleheaders” (road games in back-to-back weeks: no sweeps, two splits, swept five times);
- 1:23:52** The time it took for the opponent to score the first touchdown (offense or otherwise) against Colorado this season;
- 2** Punt return touchdowns by Colorado in an 8-game span (UCLA last year, Texas State this year), after none in the previous **137** games;
- 2:03 (a.m.)** The time the Buffs arrived back in Boulder after the Arizona State game (Nov. 4-5), which kicked off at 7:07 p.m. MDT;
- 3** The fewest points allowed in a season opener since 2010 (17-3 win over CSU; in 2010, CU defeated CSU, 24-3 ... both games in Denver);
- 3:17** The average length of CU’s games in 2017 (the quickest—Washington, **2:57**; the longest—at Arizona State, **3:40**);
- 3:21 (a.m.)** The time the Buffs arrived back in Boulder after the Utah game (Nov. 25-26), which kicked off at 8:10 p.m. MST;
- 5:17 (a.m.)** The time the Buffs arrived back in Boulder after the Washington State game (Oct. 21-Oct. 22), which kicked off at 8:51 p.m. MDT;
- 5:30 (a.m.)** The time the Buffs arrived back in Boulder after the UCLA game (Sept. 30-Oct. 1), which kicked off at 8:36 p.m. MDT;
- 6** The fewest points allowed in the first two games of a season since 1958 (three points in each; in ‘58, opened 13-3 over Kansas State, 31-0 at Kansas);
- 7** The number of true freshmen the Buffs have played in 2017 (**3** offense/**3** defense/**1** specialist), or four more than in 2015 and 2016;
- 13-5** Colorado’s non-conference record over the last four seasons under Mike MacIntyre (includes Pac-12 title game and Alamo Bowl);
- 16** The number of fumbles by CU tailbacks (on offense) in **63** games under Mike MacIntyre (**1,805** carries; **1** this year in **335**);
- 17** The number of first downs earned by **TB Phillip Lindsay** against Arizona, tying the CU record by a non-quarterback (**11** coming on third and fourth downs);
- 19** The jersey number of CU’s 1994 Heisman Trophy winner, **TB Rashaan Salaam**, which was officially retired during the homecoming game against Cal on Oct. 28;
- 21-of-26** The number of coin tosses CU has won dating back to the ‘16 opener (CU was 13-of-14 in ‘16; 36-of-61 in the MacIntyre Era);
- 25** The number of players making their debut in CU uniform this season;
- 26** The number of different NFL teams that have scouted the Buffaloes on game days this season;
- 27** The fewest points allowed in the first three games of a season since 1978 (21 points, seven in each of the first three games);
- 30** The number of Colorado games played in less than three hours since 1990 (out of **342** games; one this year—2:57 versus Washington);
- 30.8** The opponents’ third down conversion percentage on 3rd-&-5 or longer (**33-of-107**);
- 33** The distance of four field goals this season by **PK James Stefanou** (including all three in the UCLA game);
- 34-1-1** Colorado’s all-time record when rushing for 300-plus yards in a game (first loss this year, had **300** against Arizona on Oct. 7);
- 35.6** The third down efficiency of opponents against Colorado in the state’s borders since the ‘09 opener (**316-of-888**);
- 37.2** The opponents’ combined percentage on third down inside-the-CU 20 (**87-of-234**) in the last 101 games (dating to 2008; **10-of-25** this year);
- 50th** This year marked the **50th** anniversary of CU’s live buffalo mascot leading the team out on the field;
- 51** The number of Buffaloes who have scored 100 or more career points;
- 53** The number of Buffaloes who have 1,000 or more career rushing yards; who will make it 54?
- 56.8** The opponents’ touchdown percentage on drives inside-the-20 (red zone) against CU (**25 TDs/44** trips);
- 66.7** Colorado’s third down efficiency on 3rd-&-4 or less (**52-of-78**);
- 69.8** The average number of plays (plays, kicks, returns) per fumble in the MacIntyre Era at Colorado (**82** fumbles, **5,724** touches; 1 in **76.6** in 2017);
- 70** The career long punt by junior **P Alex Kinney**, the longest by a Buff since 2006.
- 201:04** The time into the season before Colorado had its first kickoff return (K.D. Nixon, 27 yards versus Washington);
- 231** The number of trips into the red zone by CU under **Mike MacIntyre** (**193** scores, or **83.5** percent: **132** touchdowns, **61** field goals);
- 234** The number of first downs earned in his career by **TB Phillip Lindsay** (**195** rushing, **39** receiving; a CU non-QB record);
- 253:51** The amount of time between turnovers committed by the Buffaloes between games four and eight (school record three straight full games in the middle);
- 312** The number of all-time wins Colorado has recorded at Folsom Field since it opened on Oct. 11, 1924 (**404** overall at all home venues);
- 324** The number of touches by **TB Phillip Lindsay** without a fumble in 2017 (**9** in **896** career touches);
- 506** The number of snaps **TE/DE George Frazier** played in all phases of the game this season (**266** offense / **147** defense / **93** special teams);
- 608** The combined rushing yards of **TB Phillip Lindsay** (281) and Arizona QB Khalil Tate (327), the most by two players in the same game in NCAA history;
- 700** The number of all-time wins by Colorado, as the Buffaloes became the 25th school to win 700 games;
- 757.6** The passer rating for **WR Bryce Bobo**, as he is 2-for-2 for 78 yards and a two touchdowns (the NCAA formula does not cap it like the NFL’s).

SOME LEFTOVER 2016 NUMBERS

- 0-18** Colorado’s record coming into the year against Arizona State, Oregon, Stanford and UCLA since joining the Pac-12 (**4-0** in 2016);
- 5-0** Colorado’s record against Pac-12 South opponents in 2016 (it was **3-17** entering the year);
- 25** Consecutive games Colorado forced a turnover from the start of the 2015 season through the 12th game in 2016, the longest streak in the nation when it ended;
- 41** The margin of victory over Oregon State (**47-6**), CU’s largest in a conference game since 1992 (a **54-7** win over Kansas State);
- 468** The total offense that **QB Steven Montez** amassed in his first career start at Oregon on Sept. 24 (**333** passing, **135** rushing and accounting for **4** TDs);

EARLIEST CAMP START IN PROGRAM HISTORY

With the NCAA eliminating two-a-day sessions but keeping the preseason practice count at 29, CU, like many schools, had its earliest reporting date and practices in program history. Players officially reported July 28 and started practice the next day. The previous earliest reporting date was July 31 in 1990 and 2001 (ahead of games on August 26); the earliest practice was on August 1 in those years (at the time for just the newcomers in 1990 but for the full squad in ‘01).

ROAD NOTES

- 3-2:** Colorado finished the 2016 season with a 3-2 mark in true road games, its first time with a winning record in opponent stadiums since a similar mark in 2004, and nearly matched CU’s road win total over the previous eight seasons (4-40). The Buffs also won two straight league games on the road (at Stanford, at Arizona) for the first time since winning three straight in the Big 12 over the 2004 (at Kansas, at Nebraska) and 2005 (at Oklahoma State) seasons.
- 4:** CU’s 36-33 win at Oregon State was its fourth away from home over the last two years (2016-17), matching its win total outside the state from 2008-15.
- 25:** The Buffaloes’ 49-24 win at Arizona on Nov. 12, 2016 (by 25 points) was its largest away from home since Oct. 1, 2005, when CU shutout Oklahoma State in Stillwater, 34-0. The only other larger margin of victory on the road thus millennium came in 2003, a 44-10 win at Iowa State.

30-YEAR OLD FRESHMAN

PK James Stefanou was the oldest freshman in the FBS in 2017, and the second oldest player overall; he signed with the Buffs on March 14 and came to the United States in July from Australia. He comes from a soccer background where he has elite level experience as a defender; he represented Australia on its U19 team, a youth progression team that is the feeder squad to the Olympic team. He also played professionally, most notably in two stints for South Melbourne FC, first from 2005-06 before he signed again with them in 2010. Stefanou got into football by training periodically over the past six years at ProKick Australia, an academy developed to assist in the transition to American football by providing the fundamentals of punting and kicking. Academy alumni include the last four Ray Guy Award winners: Tom Hornsey of Memphis in 2013 and three from Utah, Tom Hackett (2014, 2015) and Mitch Wishnowsky (2016). The elderly:

Age	Name, School	Position	Class	Birthdate	Hometown
30	Derrick Mitchell, Western Michigan	Punter	Jr.	1/05/87	Paw Paw, Mich. (played 10 seasons of minor league baseball)
30	James Stefanou, Colorado	Placekicker	Fr.	4/15/87	Melbourne, Australia (played 10 seasons of professional soccer)
29	Wade Lees, Maryland	Punter	So.	April 1988	Melbourne, Australia (has extensive Australian Rules Football experience)
28	Tom Sheldon, North Carolina	Punter	So.	10/19/1988	Echuca, Victoria, Australia
28	Dane Roy, Houston	Punter	So.	Jan. 1989	Bunyip, Australia (another ProKick Australia product)

► Stefanou made his first collegiate field goal attempt (39 yards) against Colorado State; he opened **10-of-11** before his second miss, which came after he made nine in a row, the second-best streak in school history (and tied for the best during the same season). Here are the best career starts with just a single miss in CU field goal history (Flores owns the school record for the most consecutive field goals made to start a career with 7; Aldrich was next with 6):

			Most Consecutive Field Goals Made
13-of-14	.929	Jeremy Aldrich (1996-97)	10 Mason Crosby, Nov. 6, 2004 to Sept. 10, 2005 (<i>five games</i>)
13-of-14	.929	Jeremy Flores (2000-01)	9 Jeremy Aldrich, Nov. 15, 1997 to Sept. 19, 1998 (<i>five games</i>)
10-of-11	.909	James Stefanou (2017)	9 Will Oliver, Oct. 4-Nov. 8, 2014 (<i>five games</i>)
8-of-9	.889	Will Oliver (2011)	9 James Stefanou, Sept. 1-30, 2017 (<i>five games</i>)
7-of-8	.875	Tom Field (1979)	

► He was announced as semifinalist for the Lou Groza Award (on Nov. 2), as he made his first 16-of-18 field goals (88.9%); he finished 17-of-22 (77.3%).

OLDEST BUFFS

Aside from Stefanou, the next oldest Buff on the roster is **DE Chris Mulumba**, who turned 25 during the season. Next up on the list is the only sixth-year senior on the squad, **OT Jeromy Irwin**, who is 24. Irwin, **OG Gerrad Kough** (23) and **OLB Derek McCartney** (24) are the three remaining players on the roster who were signed by former head coach Jon Embree. Kough and McCartney both grayshirted in 2012 and joined the team in January 2013 when Mike MacIntyre had taken over the program. Irwin played in 10 games as a true freshman in 2012, redshirted in 2013 after breaking his foot doing yard work the summer before the season and was granted a medical redshirt in 2015 after suffering a torn ACL in the second game of the season.

Historic: The Buffs have had a few players in the past in their 30s, most recently walkon Matt Adinolfi, who was 31 when he was on the 1989 team.

PRICE MADE MARK AS A FROSH

PK Davis Price joined the team as a recruited walk-on in June 2016, and wound up seeing action as a true freshman due to a season-ending injury in the Michigan game to **Diego Gonzalez**. He was first pressed into service as the kickoff specialist at Oregon in game four, and the next week, he was promoted into the first-team role the next week for Oregon State. He responded by making all five of his extra point tries and both of his field goals, including a 54-yard boot on his first try, the CU record for both the longest made by a freshman and the longest first-career make. He was recognized for his performance as the Pac-12's Special Teams Player of the Week; the 54-yarder was the longest by a freshman in the NCAA in 2016 and tied for the fourth-longest overall.

Longest Field Goals By A Freshman In The NCAA / 2016

54	Davis Price, Colorado (Oct. 1 vs. Oregon State)
53	Matt Ammendola, Oklahoma State (Sept. 10 vs. Central Michigan)
53	Logan Tyler, Florida State (Nov. 11 vs. Boston College)
No others over 50 yards	

Longest Field Goals / Colorado Freshmen

54	Davis Price, vs. Oregon State in Boulder, Oct. 1, 2016
53	James Stefanou vs. Arizona State at Tempe, Nov. 4, 2017
52	Will Oliver, vs. California in Boulder, Sept. 11, 2011
51	Tom Field, vs. Oregon in Boulder, Sept. 8, 1979
50	Tom Field, vs. Oklahoma State in Boulder, Nov. 10, 1979
49	James Stefanou vs. Washington in Boulder, Sept. 23, 2017

► **A FIRST?** It was for sure for CU: United Airlines provides the team charter for CU's travel, and for the USC trip, the pilot was Doug Price — Davis' father. A CU graduate himself, he is an Air Force Veteran who has been flying for United for 20 years; he normally flies military charters bringing troops back home from overseas.

O-LINE ROTATIONS

CU started seven different players in six different combinations on the offensive line this season, as a combination of an early season suspension (Irwin) and injuries have forced OL **Coach Klayton Adams'** hand a bit. In 14 games in 2016, the Buffs used five different starting offensive line groups; in 2015, that number was 10, well more than the first two seasons of Mike MacIntyre's tenure. In 2014, CU utilized just three different groups and in 2013, CU had the same starting five up front in all 12 games. This year's starting groups (number in parenthesis is the number start for that group):

O-LINE STARTERS	LT	LG	C	RG	RT	O-LINE STARTERS	LT	LG	C	RG	RT
Colorado State (1)	Kaiser	Kough	Huckins	Lynott	Haigler	Oregon State (2)	Irwin	Kough	Huckins	Lynott	Miller
Texas State (2)	Kaiser	Kough	Huckins	Lynott	Haigler	Washington State (3)	Irwin	Kough	Huckins	Lynott	Miller
Northern Colorado (1)	Irwin	Kough	Lynott	Haigler	Kaiser	California (1)	Irwin	Kough	Lynott	Haigler	Miller
Washington (2)	Irwin	Kough	Lynott	Haigler	Kaiser	Arizona State (3)	Irwin	Kough	Lynott	Haigler	Kaiser
UCLA (1)	Irwin	Kough	Huckins	Lynott	Haigler	Southern California (1)	Irwin	Kough	Huckins	Haigler	Miller
Arizona (1)	Irwin	Kough	Huckins	Lynott	Miller	Utah (2)	Irwin	Kough	Huckins	Haigler	Miller

CAREER GAMES PLAYED/STARTED CHART

Listed below are the career games played/started for the returning players from last season for the 2017 Colorado Buffaloes. The players on the opening camp roster collectively have played in **1,027** games (the third-most by a returning team in school history), with **313** starts (fifth-most). Both all-time highs for any returning Colorado team occurred last year: **1,072/412**. The numbers in Mike MacIntyre's other seasons: **824/327** (2015), **904/314** (2014) and **896/268** (2013). The list through three games in 2017 (includes the '16 Alamo Bowl):

Player	G	GS	Player	G	GS	Player	G	GS	Player	G	GS	Player	G	GS
ADKINS II	32	4	FISHER	36	2	KLEMMER	0	0	MILLER, C.	0	0	SANCHEZ	13	0
BALE	26	0	FONTENOT	0	0	KOUGH	43	35	MILLER, I.	9	6	SANDERS	1	0
BANDI	0	0	FOULK	0	0	LAGUDA	39	26	MOELLER	43	29	SHENAUT	12	0
BELL	0	0	FRANKE	35	5	LANDMAN	11	0	MONTEZ	23	15	SHERMAN	0	0
BENNION	0	0	FRAZIER	49	11	LANG	0	0	MORAN	0	0	SMITH	0	0
BERGNER	27	0	GAMBOA	39	37	LAWSON	0	0	MORETTI	0	0	SPARACO	7	0
BISHARAT	26	0	GEORGE	0	0	LEE	32	5	MULUMBA	12	10	STEFANOU	11	—
BLACKMON	12	0	GRAHAM	28	—	LEWIS, D.	26	12	NEWMAN	0	0	STOLTENBERG	0	0
BOBO	50	28	GRZESIEK	0	0	LEWIS, I.	0	0	NIXON	12	0	TALLEY	16	0
BOUNDS	24	2	HAIGLER	24	16	LINDSAY	51	30	NOTH	0	0	TONZ	21	0
CALLIER	11	0	HASSELBACH	38	1	LOPEZ	23	0	NOYER	4	0	TREGO	16	0
CHIAVERINI	0	0	HEADLEY	1	0	LUKELA	0	0	OLIVER	37	16	TUOLOMA	12	2
COCHRANE	1	0	HILLIS	0	0	LYNOTT, Jr.	24	24	PAIGE	0	0	UDOFFIA	9	7
COLEMAN, D.	0	0	HUCKINS	36	21	LYTLE, C.	0	0	PATTERSON	11	0	VAN DIEST	0	0
COLEMAN, T.	41	2	HUDSON	6	0	LYTLE, T.	0	0	POLLEY	0	0	VAUGHN	11	0
COOPER	17	0	HUNTLEY III	25	0	MacINTYRE	37	18	POPLAWSKI	9	0	WALKER	27	1
DEMENT	1	0	IRWIN	46	36	MAGRI	0	0	PORTER	0	—	WELLS	0	0
EDRIDGE	0	0	ISEN	0	0	MARKSBERRY	1	0	PRICE	20	—	WIGLEY	12	7
EDWARDS	11	9	JACKSON III	38	22	MATHEWES	19	1	PURSELL	0	0	WINFREE	12	1
EGGERS	0	0	JONES	11	0	McCARTNEY	38	36	RAKESTRAW	12	0	WORTHINGTON	34	14
ENTO	14	1	KAISER	39	5	McGARRY	0	0	ROBERTS	2	0	2017 TOTALS	1703	577
EVANS	32	0	KEENEY	23	3	MEEK	0	0	ROSS	49	31	2016 FINAL	1902	720
FIELDS	50	46	KINNEY	39	—	MIDDLEMISS	14	0	RUSSELL	0	0			

LAST TRUE FRESHMEN TO START: TB Patrick Carr, CB Nick Fisher, CB Isaiah Oliver, ILB Grant Watanabe (**2015**); WR Shay Fields, WR Donovan Lee, DE Christian Shaver, S Evan White (**2014**); TB Michael Adkins II, CB Chidobe Awuzie, DE Jimmie Gilbert, ILB Addison Gillam, QB Sefo Liufau, S Tedric Thompson, CB John Walker (**2013**); TB Donta Abbron, CB Ken Crawley, DT Tyler Henington, TE Vincent Hobbs, DL Samson Kafovalu, S Marques Mosley, TB Christian Powell, DT Justin Solis, WR Gerald Thomas, DT Josh Tupou, CB Yuri Wright (**2012**); DB D.D. Goodson, CB Greg Henderson, OL Alex Lewis, WR Tyler McCulloch, OLB Juda Parker, S Kyle Washington (**2011**); SS Jered Bell one of four in **2010**.

LAST TRUE FRESHMEN TO START AT QUARTERBACK: Sefo Liufau (**2013**), Tyler Hansen (**2008**), Craig Ochs (**2000**), Koy Detmer (**1992**). **IN A SEASON OPENER:** Has not occurred.

LAST TRUE FRESHMEN TO START AT RUNNING BACK: TB Patrick Carr (**2015**), Michael Adkins II (**2013**), Donta Abbron, Christian Powell (**2012**); Darrell Scott (**2008**), Rodney Stewart (**2008**), Brian Lockridge (**2007**), Brian Calhoun (**2002**), Marcus Houston (**2000**). **IN A SEASON OPENER:** Kent Kahl (**1991**).

LAST REDSHIRT FRESHMEN TO START: CB Trey Udoffia (**2017**); OT Aaron Haigler, OG Tim Lynott, Jr., QB Steven Montez (**2016**); DT Jase Franke, LB Rick Gamboa, TE Dylan Keeney, WR Jay MacIntyre, DE Michael Mathewes, WR Lee Walker (**2015**); DE Derek McCartney, FS Ryan Moeller (**2014**); TE Sean Irwin, CB John Walker (**2013**); C Brad Cotner, WR Nelson Spruce (**2012**); QB Nick Hirschman, TB Tony Jones, CB Josh Moten, C Daniel Munyer, OT Stephan Nembot, TE Kyle Slavin (**2011**).

LAST PLAYERS TO START FOR THE FIRST TIME AS A SENIOR: OLB David Goldberg, WR Logan Gray, FB Evan Harrington, DT Conrad Obi, DE Tony Poremba, OG Sione Tau (**2011**); TE Luke Walters (**2010**); TB Kevin Moyd, OLB Bryan Stengel (**2009**); WR Steve Melton (**2008**), TE Joe Sanders (**2007**).

LAST PLAYERS TO START WHILE WALK-ONS: FS Ryan Moeller (**2014**); FB Jordan Murphy (**2013**); WR Dusty Ebner, C Keenan Stevens (**2009**), WR Steve Melton (**2008**); ILB Jake Duren, SS D.J. Dykes (**2007**).

STARTING STREAKS

Through the 2017 season, **ILB Rick Gamboa** has made the most consecutive starts with 37, followed by **WR Shay Fields** (29), **S Afolabi Laguda** (26) and **TB Phillip Lindsay** (17).

11 MADE FIRST CAREER STARTS IN 2017 (SIX IN OPENER AGAINST CSU)

In the season opener against Colorado State in Denver, six Buffaloes made their first career starts (or one more than over the course of the entire 2016 season): **DT Javier Edwards**, **OLB Terran Hasselbach**, **OT Josh Kaiser**, **ILB Drew Lewis**, **DE Chris Mulumba** and **CB Trey Udoffia**. Since, **WR Juwann Winfree** (Washington), **DT Lyle Tuiloma** (at UCLA) and **TE Chris Bounds**, **OT Isaac Miller** and **CB Dante Wigley** (all versus Arizona) have made their first starts. **Historically:** Only 12 true freshmen have started from scrimmage for CU in a season opener: **TB Billy Waddy**, 1973 (at Louisiana State); **CB Victor Scott** and **OLB Scott Hardison**, 1980 (at UCLA); **HB Eric Bieniemy**, 1987 (vs. Oregon); **OG Clint Moore**, 1991 (vs. Wyoming); **ILB Jordon Dizon**, 2004 (vs. Colorado State); **CB Greg Henderson**, 2011 (vs. Hawai'i); **CB Kenneth Crawley** and **WR Gerald Thomas**, 2012 (vs. Colorado State); **ILB Addison Gillam**, 2013 (vs. Colorado State); **WR Shay Fields** and **DE Christian Shaver**, 2014 (vs. Colorado State); add a 13th for the first play of the game/season on special teams (kickoff coverage team): **PK Kevin Eberhart** (2003, kicked off vs. CSU in Denver).

ANNUAL FIRST-TIME STARTERS: 1984 (29), 1985 (9), 1986 (15), 1987 (14), 1988 (16), 1989 (7), 1990 (16), 1991 (23), 1992 (15), 1993 (7), 1994 (6), 1995 (11), 1996 (8), 1997 (14), 1998 (27), 1999 (14), 2000 (16), 2001 (12), 2002 (16), 2003 (20), 2004 (12), 2005 (11), 2006 (24), 2007 (18), 2008 (15), 2009 (18), 2010 (21), 2011 (21), 2012 (21), 2013 (12), 2014 (14), 2015 (23); 2016 (5); **2017 (11)**.

25 PLAYERS SAW FIRST CU ACTION

A total of **15** players saw their first action in a CU uniform in the 2017 opener against Colorado State, again one of the lower numbers in recent years to appear in an opener (it was 13 in 2016 and 18 in 2015). Seven more joined them in the Texas State game, and one each against Northern Colorado, Washington State and Utah. Here's the breakdown by class of those players (*—mainly special teams duty):

TRUE FRESHMEN (7): OLB Jacob Callier, ILB Nate Landman, WR K.D. Nixon, TE Jared Poplawski, WR Laviska Shenault, OLB Dante Sparaco, PK *James Stefanou

REDSHIRT FROSH (10): CB Ronnie Blackmon, CB *Uryan Hudson, ILB Akil Jones, QB Casey Marksberry, QB Sam Noyer, CB *Derrion Rakestraw, DE Terriek Roberts, TB *Chase Sanders, CB Trey Udoffia, OT *Hunter Vaughn.

JUNIORS (2): DE Chris Mulumba, WR Juwann Winfree.

SOPHOMORES (3): DT Javier Edwards, OT Isaac Miller, CB Dante Wigley.

SENIORS (3): WR Kevin Dement, ILB *Trent Headley, QB/H *T.J. Patterson.

Recent counts: **23** (2016), **35** (2015), **26** (2014), **18** (2013), **26** (2012), **33** (2011), **26** (2010), **22** (2009), **30** (2008), **28** (2007), **19** (2006), **16** (2005).

2017 PARTICIPATION CHART

The participation chart for the 2017 Colorado Buffaloes; KEY: **S**—started; **✓**—played; **DNP**—dressed, but did not play; **INJ**—injured/illness; **SSP**—suspended; (—) denotes did not dress; **●**—saw first action as a Buffalo in 2017:

Player	CSU	TXST	UNC	UW	Ucla	UA	OSU	WSU	Cal	ASU	USC	UU
ADKINS	✓	✓	✓	✓	✓	✓	✓	✓	✓	✓	✓	✓
BALE	✓	✓	✓	✓	✓	✓	✓	✓	✓	✓	✓	✓
BANDI	DNP	—	—	—	—	—	—	—	—	—	—	—
BELL	—	—	—	DNP	—	DNP	—	—	—	—	—	—
BENNION	DNP	DNP	DNP	—	—	DNP	—	DNP	DNP	DNP	DNP	DNP
BERGNER	✓	✓	✓	✓	✓	✓	✓	✓	✓	✓	✓	✓
BISHARAT	✓	✓	✓	✓	✓	✓	✓	✓	✓	✓	✓	✓
● BLACKMON	✓	✓	✓	✓	✓	✓	✓	✓	✓	✓	✓	✓
BOBO	S	S	S	S	S	S	S	S	S	S	S	S
BOUNDS	✓	✓	✓	✓	✓	✓	✓	✓	✓	✓	✓	✓
● CALLIER	✓	✓	✓	✓	✓	✓	✓	✓	✓	✓	ILL	—
CHIAVERINI	DNP	—	—	—	DNP	—	—	—	—	—	—	—
COCHRANE	—	DNP	DNP	—	DNP	DNP	—	—	—	—	—	—
COLEMAN, D.	—	—	DNP	—	—	—	—	—	—	—	—	—
COLEMAN, T.	✓	✓	✓	✓	✓	✓	✓	✓	INJ	INJ	✓	✓
COOPER	✓	✓	✓	✓	✓	✓	✓	✓	✓	DNP	✓	✓
● DEMENT	DNP	✓	DNP	—	—	—	—	—	—	—	DNP	—
EDRIDGE	DNP	—	—	—	—	—	—	—	—	—	—	—
● EDWARDS	S	S	S	S	✓	S	INJ	✓	S	S	S	S
EGGERS	—	DNP	DNP	—	—	DNP	—	—	—	—	—	—
ENTO	DNP	DNP	DNP	DNP	DNP	DNP	DNP	—	—	—	—	—
EVANS	INJ	INJ	✓	✓	✓	✓	✓	DNP	✓	✓	DNP	✓
FIELDS	S	S	S	S	S	S	S	S	S	S	S	S
FISHER	INJ	INJ	✓	✓	✓	✓	✓	✓	✓	✓	S	S
FONTENOT	—	—	—	—	DNP	—	—	—	—	—	—	—
FOULK	DNP	—	—	—	—	—	—	—	—	—	—	—
FRANKE	✓	✓	✓	S	S	✓	S	S	✓	✓	✓	✓
FRAZIER, G.	SSP	SSP	✓	✓	S	S	S	S	S	S	S	✓
GAMBOA	S	S	S	S	S	S	S	S	S	S	S	S
GEORGE	—	—	—	—	—	—	DNP	—	—	—	—	—
GRAHAM	✓	DNP	DNP	DNP	DNP	DNP	✓	DNP	DNP	DNP	DNP	DNP
GRZESIEK	DNP	DNP	DNP	—	—	—	—	—	—	DNP	—	—
HAIGLER	S	S	S	S	S	S	✓	✓	✓	S	S	S
HASSELBACH	S	✓	✓	✓	✓	✓	✓	✓	✓	✓	✓	✓
● HEADLEY	DNP	DNP	DNP	—	—	DNP	DNP	DNP	DNP	DNP	DNP	✓
HILLIS	DNP	—	DNP	—	—	—	—	—	—	—	—	—
HUCKINS	S	S	INJ	✓	S	S	S	S	INJ	✓	S	S
● HUDSON	DNP	✓	✓	✓	✓	DNP	DNP	DNP	✓	✓	DNP	DNP
HUNTLEY	✓	✓	✓	✓	✓	✓	✓	✓	✓	✓	✓	✓
IRWIN	SSP	SSP	S	S	S	S	S	S	S	S	S	S
ISEN	—	—	—	—	DNP	—	—	—	—	—	—	—
JACKSON, L.	S	S	S	S	S	S	✓	✓	S	S	S	S
● JONES	DNP	✓	✓	✓	✓	✓	✓	✓	✓	✓	✓	✓
KAISER	S	S	S	S	S	S	✓	✓	✓	S	✓	✓
KEENEY	INJ	INJ	INJ	INJ	INJ	INJ	INJ	INJ	INJ	INJ	INJ	INJ
KINNEY	✓	✓	✓	✓	✓	✓	✓	✓	✓	✓	✓	✓
KLEMMER	—	—	—	—	—	—	DNP	—	—	—	—	—
KOUGH	S	S	S	S	S	S	S	S	S	S	S	S
LAGUDA	S	S	S	S	S	S	S	S	S	S	S	S
● LANDMAN	DNP	✓	✓	✓	✓	✓	✓	✓	✓	✓	✓	✓
LANG	—	—	—	DNP	—	—	—	—	—	—	—	—
LAWSON	DNP	—	DNP	—	—	—	—	—	—	—	—	—
LEE	DNP	DNP	—	—	—	—	—	—	—	—	—	—
LEWIS, D.	S	S	S	S	S	S	S	S	S	S	S	S
LEWIS, I.	—	—	—	DNP	—	—	—	—	—	—	—	—
LINDSAY	S	S	S	S	S	S	S	S	S	S	S	S
LOPEZ	DNP	✓	✓	✓	✓	✓	✓	DNP	✓	DNP	✓	✓

Player	CSU	TXST	UNC	UW	Ucla	UA	OSU	WSU	Cal	ASU	USC	UU
LUKELA	—	—	—	—	—	—	—	—	DNP	—	—	—
LYNOTT, Jr.	S	S	S	S	S	S	S	S	S	S	INJ	INJ
LYTLE, C.	—	—	DNP	—	—	—	—	—	—	—	—	—
LYTLE, T.	DNP	DNP	DNP	DNP	DNP	DNP	DNP	DNP	DNP	DNP	DNP	DNP
MacINTYRE	S	S	S	INJ	✓	✓	✓	✓	✓	S	S	✓
MAGRI	—	—	—	—	—	—	—	—	—	—	—	—
● MARKSBERRY	DNP	DNP	DNP	DNP	DNP	DNP	DNP	✓	DNP	DNP	DNP	DNP
MATHEWES	✓	✓	DNP	✓	DNP	DNP	DNP	✓	✓	✓	✓	✓
McCARTNEY	S	S	S	S	S	S	S	S	S	S	S	S
McGARRY	—	—	—	—	—	—	—	DNP	—	—	—	—
MEEK	DNP	DNP	—	—	—	—	—	—	—	DNP	DNP	—
MIDDLEMISS	✓	✓	✓	✓	✓	✓	✓	✓	✓	✓	✓	✓
MILLER, C.	DNP	DNP	DNP	—	—	—	—	—	—	—	—	—
● MILLER, I.	DNP	✓	DNP	✓	✓	S	S	S	S	DNP	S	S
MOELLER	S	S	S	S	S	S	S	S	S	S	INJ	INJ
MONTEZ	S	S	S	S	S	S	S	S	S	S	S	S
MORAN	—	—	—	—	—	—	—	DNP	—	—	—	—
● MULUMBA	S	S	S	✓	✓	S	S	S	S	S	S	S
NEWMAN	—	INJ	INJ	INJ	INJ	INJ	INJ	INJ	INJ	INJ	INJ	INJ
● NIXON	✓	✓	✓	✓	✓	✓	✓	✓	✓	✓	✓	✓
NOTH	DNP	—	—	—	—	—	—	—	—	—	—	—
● NOYER	DNP	✓	DNP	✓	DNP	DNP	DNP	✓	✓	DNP	DNP	DNP
OLIVER	S	S	S	S	S	S	S	S	S	INJ	INJ	S
PAIGE	DNP	—	—	—	—	—	—	—	—	—	—	—
● PATTERSON	✓	✓	✓	✓	✓	✓	✓	✓	DNP	✓	✓	✓
POLLEY	—	DNP	—	—	—	—	—	—	—	—	—	—
● POPLAWSKI	✓	✓	✓	✓	DNP	✓	DNP	✓	✓	✓	✓	INJ
PORTER	DNP	—	DNP	DNP	—	DNP	—	—	—	—	—	—
PRICE	✓	✓	✓	✓	✓	✓	✓	✓	✓	✓	✓	✓
PURSELL	DNP	DNP	DNP	DNP	DNP	DNP	DNP	DNP	DNP	DNP	DNP	DNP
● RAKESTRAW	DNP	✓	✓	✓	DNP	DNP	DNP	DNP	DNP	DNP	DNP	DNP
● ROBERTS	DNP	✓	✓	✓	DNP	DNP	DNP	DNP	DNP	DNP	DNP	DNP
ROSS	S	S	S	S	S	✓	S	S	S	S	S	S
RUSSELL	DNP	—	—	—	—	—	—	—	—	—	—	—
● SANDERS	DNP	DNP	✓	DNP	DNP	DNP	DNP	DNP	DNP	DNP	DNP	DNP
● SHENAUT	✓	✓	✓	✓	✓	✓	✓	✓	✓	✓	✓	✓
SHERMAN	DNP	DNP	DNP	—	—	—	—	—	—	—	—	—
SMITH	INJ	INJ	INJ	INJ	INJ	INJ	INJ	INJ	INJ	INJ	INJ	INJ
● SPARACO	✓	✓	✓	✓	✓	✓	✓	✓	INJ	INJ	DNP	DNP
● STEFANO	✓	✓	✓	✓	✓	✓	✓	DNP	✓	✓	✓	✓
STOLTENBERG	DNP	DNP	INJ	—	—	—	—	—	INJ	INJ	INJ	INJ
TALLEY	✓	✓	✓	✓	✓	✓	✓	✓	✓	✓	✓	✓
TONZ	✓	✓	✓	✓	✓	✓	✓	✓	✓	✓	✓	DNP
TREGO	✓	✓	✓	✓	✓	INJ	INJ	INJ	INJ	✓	✓	✓
TUJLOMA	✓	✓	✓	✓	✓	S	INJ	S	✓	✓	✓	✓
● UDOFFIA	S	S	S	S	S	INJ	INJ	✓	S	S	✓	DNP
UMU	SSP	SSP	SSP	SSP	(dismissed from team on 9/26)							
VAN DIEST	DNP	DNP	DNP	DNP	—	DNP	—	—	—	—	—	—
● VAUGHN	✓	✓	✓	✓	✓	✓	✓	DNP	✓	✓	✓	✓
WALKER	✓	✓	INJ	✓	INJ	✓	✓	✓	✓	✓	✓	✓
WELLS	DNP	—	—	—	—	—	—	—	—	—	—	—
● WIGLEY	✓	✓	✓	✓	✓	✓	S	S	S	S	S	S
● WINFREE	✓	✓	✓	✓	✓	✓	✓	✓	✓	✓	✓	✓
WORTHINGTON	✓	S	S	S	S	S	S	S	S	S	S	S
DRESSED	91	83	83	76	70	75	70	70	75	70	71	67
PLAYED	54	61	60	61	58	57	57	57	56	55	58	53

Inactive For 2017: Brown, C.Frazier, Hamilton, J. Jackson, Landwehr, Moretti, Sanchez, Shutack.

EXPERIENCE ANALYSIS

A look at annual fluctuations in the percentage of upperclassmen starting games over the last decade or so at Colorado; in 2012, the Buffaloes started its fewest seniors believed ever (17.8%) and a record number of freshmen (28.0%; 21.6% true frosh). A year-by-year glance at starts by class since 1999:

Season	G	SR	JR	SO	FR (RS-True)	UpperCl%	Fr-Pct.
1999	12	115	42	86	21 (20- 1)	59.5	8.0
2000	11	55	116	38	33 (15-18)	70.7	13.6
2001	13	102	95	83	7 (0- 7)	68.9	2.4
2002	14	155	130	14	9 (0- 9)	92.5	2.9
2003	12	105	49	78	32 (14-18)	58.3	12.1
2004	13	72	103	100	11 (0-11)	61.2	3.8
2005	13	116	112	48	10 (4- 6)	79.7	3.5
2006	12	92	84	71	17 (11- 6)	66.7	6.4
2007	13	89	106	38	53 (29-24)	68.2	18.5
2008	12	106	54	63	41 (24-17)	60.6	15.5

Season	G	SR	JR	SO	FR (RS-True)	UpperCl%	Fr-Pct.
2009	12	57	90	89	28 (24- 4)	55.7	10.6
2010	12	82	111	37	34 (22-12)	73.1	12.9
2011	13	141	55	57	33 (10-23)	68.5	11.5
2012	12	47	84	59	74 (17-57)	49.6	28.0
2013	12	70	92	69	33 (2-31)	61.4	12.5
2014	12	83	50	96	35 (18-17)	50.4	13.3
2015	13	59	110	86	31 (25- 6)	59.1	11.7
2016	14	141	116	27	24 (24- 0)	83.4	7.8
2017	12	127	85	45	7 (7- 0)	80.3	2.7

HEAD COACH MIKE MacINTYRE

Mike MacIntyre is in his fifth season as the head coach of the University of Colorado football program, and his seventh season as a collegiate head coach; he has a **25-38** record at Colorado and is **41-59** as a head coach in NCAA Division I (FBS). The 25th full-time head coach in CU history (27th overall) brought an impressive pedigree with him to Boulder, resuscitating a San Jose State Spartan team from a 1-12 record in 2010 to one that finished 11-2 in 2012 and was nationally ranked. Now a veteran coach of 27 seasons, MacIntyre arrived at San Jose State after two years as the defensive coordinator at Duke University, where he was reunited with head coach **David Cutcliffe** from earlier in his coaching days. Those Blue Devil defenses were among Duke's best statistically over a 20-year span, and in 2009, Duke's five wins were the most in a season by the Blue Devils since 1994. The American Football Coaches Association (AFCA) named him its 2009 FBS Assistant Coach of the Year. Another one of his mentors was the legendary and now Pro Football Hall of Fame coach **Bill Parcells**, and of course, his late father, **George MacIntyre**, coached at Vanderbilt (the 1982 national coach of the year).



	Overall	Home	Road	Neutral	2nd Half	Ranked	Unranked	Non-league	League	Bowls
MacIntyre at Colorado.....	25-38	15-15	6-20	4-3	10-23	2-17	23-21	13-5	12-33	0-1
MacIntyre / Career.....	41-59	24-23	13-33	4-3	19-32	2-24	39-35	21-13	20-46	0-1

COLORADO STREAKS: 2-game plus wins, 2-game plus losses: **6, 9**. 3-game plus wins, 3-game plus losses: **3, 8**. 4-game plus wins, 4-game plus losses: **2, 2**. 5-game plus wins, 5-game plus losses: **1, 2**. 6-game plus wins, 6-game plus losses: **1, 1**. Longest winning streak: **6**. Longest losing streak: **9**.

- ◆ MacIntyre, 51, has coached in a total of **356** football games in his career (**100** as a head coach): **197** in NCAA Division I (and another **23** as a grad assistant at Georgia); **82** as a full-time assistant coach in the National Football League; **54** in NCAA Division I-AA (at the time).
- ◆ He became just the second coach at Colorado since 1932 to win his first game at the reins of the Buffaloes (out of 15 coaches), and just the ninth (out of 25) to open with **two** wins. Rick Neuheisel was the last to do both (in 1995).
- ◆ MacIntyre is an '89 graduate of Georgia Tech and is the first Atlantic Coast Conference alum to take over the reins of the CU football program.
- ◆ **MacIntyre On His Roots:** *"I'm the son of a coach. And I received my Ph.D. in coaching from Bill Parcells. I used to sit next to him in staff meetings with the Cowboys. The two most important things I probably learned from him were how to evaluate personnel and how to organize practices."* He says Parcells taught him that quarterbacks learn more in 11-on-11 drills than the standard 7-on-7.
- ◆ He has also been influenced immensely by the late John Wooden (UCLA basketball); he has read all his books numerous times. On his own success: *"It takes a lot of people to be successful, it's never just you. It's everyone around you. The team effort starts before you ever get to the players."*
- ◆ Throughout his coaching career, MacIntyre has crafted an approach to coaching college football that incorporates **"The Four F's"** – Foundation, Family, Future and Football. He believes that if Colorado's student-athletes focus on these 4 F's, it will lead to great things:
Foundation is about becoming a solid person on a daily basis in their daily activities. That includes a commitment to things like self-discipline, perseverance, time management and responsibility;
Family is about being close, caring about each other and being accountable to each other. CU's players have to fully understand how their actions affect their teammates – on the field and in life. They will understand how their actions represent Colorado and their individual legacies;
Future is about putting the necessary energy into their academics; education is their future. Even if our student-athletes go on to play in the NFL for three-to-five years (the average length of a pro career), they need to have an idea about what they want to be the rest of their lives. Football is what they currently do, it's not who they are. Use football to get an education and a better future;
Football is the final F. MacIntyre believes if they have a good foundation, if they're doing the right things, they care about the guys around them and they're doing well academically and know what their future is, when they come to football practice, they are freed up; they'll play better and won't have a lot of baggage.
- ◆ MacIntyre has coached on both sides of the ball, spending four years at Ole Miss (1999-2002) where he started as the wide receivers coach for two seasons and the defensive secondary coach in his final two years. The Rebels posted a 29-19 record in that time with bowl appearances in the 1999 and 2002 Independence Bowls and the 2000 Music City Bowl. The 2001 Rebels ranked fifth nationally in pass defense, allowing just 161.3 yards per game.
- ◆ **The Coin.** MacIntyre always carries the same commemorative coin in his pocket, one his dad received in 1982 as the Bobby Dodd National Coach of the Year. *"I'm the proud son of George MacIntyre,"* he says in referring to his father coaching the Commodores to an 8-4 record that season.
- ◆ **Unique End of Spring.** The coaching staff put the players through one more practice *after* the spring game (in both 2013 and 2014). MacIntyre said it was to go over what they did right and wrong in the game, as well as to teach them how he wanted them to practice on their own in summer workouts.
- ◆ **On players having to be ready at a moment's notice to go into the game:** *"It's the only game in the world where you have 100 guys on the side watching just eleven in the game at any one time. So you're like the dog sitting on the porch. When that rabbit runs by, you've got to be ready to go."*
- ◆ **On playing music at practice:** *"Bill Belichick, Eric Mangini both did it. They believed it enhanced practice in many ways, including maintaining rhythm. It's no different than crowd noise; you're teaching the players to block out distractions, all background noise, yet and at the same time to still hear us."*
- ◆ At Mississippi, among his recruits were quarterback **Eli Manning** and Butkus Award winning linebacker **Patrick Willis**. And along his coaching trail, he has mentored many current and former NFL players including recently retired former Dallas and Cincinnati safety **Roy Williams**, a five-time Pro Bowl player. At Dallas, he also tutored **Terrence Newman**, the former Kansas State cornerback who longtime CU fans certainly remember.
- ◆ Unhappy that he had gained weight since college, slowly adding one or two pounds here and there over the years, he decided to do something about it. In early 2014, he read the book, *Why Diets Fail Us*; he started to eat much healthier, consume one or two nutrition-rich shakes a day (as replacement meals) and increased his workout regimen. The end result was that after six months, he dropped **63** pounds (he now weighs 180, what he did as a collegian).
- ◆ **MacIntyre** is a voter in the *USA Today*/ESPN Coaches poll for third straight year and fourth time overall; coaches are selected by a random draw (he is one of six Pac-12 voters). CU's head coach voted every season from 1987-2009, and the Buffalo coach has now had a vote for the 27 of the last 30 seasons.
- ◆ **CONTRACT.** MacIntyre was officially named CU's 25th full-time head coach on Dec. 10, 2012, and signed a 5-year contract worth just over \$2 million overall (\$250,000 base; \$875,000 radio/TV income, \$875,000 sponsorship income), plus various incentives that add to well over \$1 million. He received a one-year extension through 2018 in February 2014, and in January 2017, he signed a new agreement for five years (through 2021) for \$16.25 million (3.1 for the 2017 season with modest increases each year).

HEAD COACH MIKE MacINTYRE continued

- ♦ A 1989 graduate of Georgia Tech (Business Management), he lettered twice (1987-88) at free safety/punt returner for coach Bobby Ross. Prior to becoming a Yellow Jacket, MacIntyre played two seasons (1984-85) at Vanderbilt for his father, George, the head coach of the Commodores from 1979-85. The elder MacIntyre was the national coach of the year in 1982 when Vandy beat Alabama on its way to an 8-4 record.
- ♦ He earned his Master's degree in Education with an emphasis on Sports Management from the University of Georgia in 1991.

Mike MacIntyre Year-By-Year Coaching Record

Season	School	Overall					Pac-12 Conference					Finish / Conf.
		W	L	Pct.	Pts	Opp	W	L	Pct.	Pts	Opp	
2010	San Jose State	1	12	.077	209	451	0	8	.000	160	295	9th/Western Athletic
2011	San Jose State	5	7	.417	294	364	3	4	.429	193	196	t-4th/Western Athletic
2012	San Jose State	10	2	.833	423	257	5	1	.833	251	156	t-1st/Western Athletic
2013	Colorado	4	8	.333	305	459	1	8	.111	183	398	6th/Pac-12 South
2014	Colorado	2	10	.167	342	468	0	9	.000	263	387	6th/Pac-12 South
2015	Colorado	4	9	.308	320	357	1	8	.111	177	291	6th/Pac-12 South
2016	Colorado	10	4	.714	435	304	8	1	.889	289	166	1st/Pac-12 South
2017	Colorado	5	7	.417	317	338	2	7	.222	222	311	6th/Pac-12 South
Colorado Totals		25	38	.397	1719	1926	12	33	.267	1134	1553	
Career Totals		41	59	.410	2645	2998	20	46	.303	1738	2200	

As a graduate assistant at Georgia (SEC, 2 seasons, 1990-91) 14-9 1 bowl (1-0)
As an assistant at Davidson (1 season, 1992) 5-5
As an assistant at UT-Martin (OVC, 4 seasons, 1993-96) 17-27
As an assistant at Temple (Big East, 2 seasons, 1997-98) 5-17

As an assistant at Mississippi (SEC, 4 seasons, 1999-2002) 31-20 3 bowls (2-1)
As an assistant at Dallas (NFL, 4 seasons, 2003-06) 34-32 2 playoffs (0-2)
As an assistant at New York Jets (NFL, 1 season, 2007) 4-12
As an assistant at Duke (ACC, 2 seasons, 2008-09) 9-15

COLORADO SUPERLATIVES UNDER MIKE MacINTYRE

The home (listed first) and road/neutral bests in the Mike MacIntyre Era at Colorado (2013-present; *—denotes school record):

MOST FIRST DOWNS

33 Nicholls State Sept. 26, 2015
39 *at California (2ot) Sept. 27, 2014

MOST RUSHING YARDS

390 Massachusetts Sept. 12, 2015
260 on two occasions (CSU, UO 2016)

MOST PASSING YARDS

376 Southern California Nov. 11, 2017
455 at California (2ot) Sept. 27, 2014

MOST OFFENSIVE PLAYS

100 Washington State Nov. 19, 2016
114 at UCLA Oct. 31, 2015

MOST TOTAL OFFENSE

636 Nicholls State Sept. 26, 2015
630 at California (2ot) Sept. 27, 2014

MOST POINTS

56 Idaho State Sept. 10, 2016
56 at California (2ot) Sept. 27, 2014

MOST TIME OF POSSESSION

36:36 Idaho State Sept. 10, 2016
41:05 at UCLA Oct. 31, 2015

LONGEST SCORING DRIVE (TD; Yards)

99 Arizona State Sept. 13, 2014
91 at Southern Cal Oct. 18, 2014

FEWEST FIRST DOWNS ALLOWED

7 on two occasions (ISU, ASU 2016)
12 Colo. St. (Denver) Sept. 2, 2016

FEWEST RUSHING YARDS ALLOWED

25 UCLA Nov. 3, 2016
88 Colo. St. (Denver) Sept. 1, 2017

FEWEST PASSING YARDS ALLOWED

40 Nicholls State Sept. 26, 2015
63 Colo. St. (Denver) Sept. 2, 2016

FEWEST OFFENSIVE PLAYS ALLOWED

55 Idaho State Sept. 10, 2016
57 at UCLA Nov. 2, 2013

LEAST TOTAL OFFENSE ALLOWED

96 Idaho State Sept. 10, 2016
225 Colo. St. (Denver) Sept. 2, 2016

FEWEST POINTS ALLOWED

0 Nicholls State Sept. 26, 2015
3 Colo. St. (Denver) Sept. 1, 2017

MOST TURNOVERS FORCED

4 on two occasions
4 on three occasions (all in 2016)

MIKE MacINTYRE VERSUS THE NATION

School	W	L	Pts	Opp	School	W	L	Pts	Opp	School	W	L	Pts	Opp
Alabama	0	1	3	48	Louisiana Tech	1	2	118	126	Southern Utah	1	0	16	11
Arizona	1	4	162	189	Massachusetts	2	0	89	52	Stanford	1	3	40	124
Arizona State	1	4	130	197	Michigan	0	1	28	45	Texas-San Antonio	1	0	52	24
Boise State	0	1	0	48	Navy	2	0	39	24	Texas State	2	0	68	23
Brigham Young	1	1	36	43	Nevada	0	2	27	52	UC-Davis	1	1	58	27
California	2	1	141	111	New Mexico State	2	1	108	60	UCLA	1	5	151	184
Central Arkansas	1	0	38	24	Nicholls State	1	0	48	0	Utah	1	5	108	194
Charleston Southern	1	0	43	10	Northern Colorado	1	0	41	21	Utah State	0	3	94	121
Colorado State	6	1	224	143	Oklahoma State	0	1	8	38	Washington	0	4	50	175
Fresno State	1	1	45	57	Oregon	1	3	91	180	Washington State	1	2	41	79
Hawaii	2	2	76	108	Oregon State	3	2	148	132	Wisconsin	0	1	14	27
Idaho	1	2	94	71	San Diego State	1	0	38	34	Totals	41	59	2645	2998
Idaho State	1	0	56	7	Southern California	0	5	122	189					

MIKE MacINTYRE TEAMS / SITUATIONAL

Category	W	L	Category	W	L	Category	W	L	Category	W	L
Overall	41	59	Ranked Teams (AP)	2	24	Overtime	1	3	Sunday	1	0
Home	24	23	Top 5 (0-0 vs. No. 1)	0	6	1 OT	1	1	Monday	0	0
Road	13	33	Top 10	0	9	2 OT	0	2	Tuesday	0	0
Neutral	4	3	Unranked Teams	39	35	3 OT	0	0	Wednesday	0	0
Bowl Games	0	1	As A Ranked Team	4	3	August	0	2	Thursday	1	2
Day Games	24	26	Pac-12 Conference Games	12	33	September	19	13	Friday	3	4
Night Games	17	33	Home	7	15	October	11	21	Saturday	36	53
Shutouts	2	2	Road	5	18	November	11	20	Eastern Time Zone	2	1
Scoring 50+ Points	3	1	Non-Conference	21	14	December	0	3	Central Time Zone	1	4
Scoring 20+ Points	36	30	At Colorado	13	6	January	0	0	Mountain Time Zone	23	28
Scoring <20 Points	5	29	7-Point Games Or Closer	14	21	In the state of Colorado	20	26	Pacific Time Zone	15	24
Allowing <20 Points	19	2	At Colorado	7	12	In Denver	4	1	Hawaii-Aleutian Time Zone	0	2

MacINTYRE / POINT DIFFERENTIAL AT COLORADO

Margin	1	2	3	4	5	6	7	8	9	10	11	12	13	14	15	16	17	18	20	21	22	24	25	27	28	30	31	32	32	34	37	41	48	49	52	Total	
Won	0	0	4	1	2	0	0	0	1	1	0	0	0	4	0	1	1	0	1	0	0	1	1	0	0	0	0	0	1	2	1	1	1	1	0	—	25
Lost	0	0	4	4	1	1	2	1	0	0	1	0	0	3	1	0	2	2	0	1	1	2	1	2	2	1	1	1	0	1	0	2	0	0	1	—	38

MACINTYRE 2016 CONSENSUS COACH OF THE YEAR

The avalanche of honors all started late last November when **Mike MacIntyre** was named the Pac-12 Conference Coach of the Year, CU's first as a member of the league it joined in 2011, and the first since **Gary Barnett** won it for the Big 12 in 2004. Then the National Coach of the Year awards started to roll in, and when all was said and done, he captured eight of the 10 earning the honor from: the *Associated Press*, Walter Camp, Bobby Dodd, ESPN/Home Depot, FWAA/Eddie Robinson, American Football Coaches Association (AFCA), SB Nation and Scout.com; he was as well a finalist for the other two, the Bear Bryant and Maxwell Club awards. He also earned the AFCA Region 5 Coach of the Year honor and the group's inaugural Comeback Coach of the Year Award. The Colorado Sports Hall of Fame presented him with its "King of the Hill" honor for all sports within the state for 2016. MacIntyre joined **Bill McCartney** as CU's only national coaches of the year, as "Mac I" was the unanimous selection for the 1989 season.

WHAT THEY'VE SAID ABOUT MIKE MACINTYRE

ELI MANNING, New York Giants Quarterback

MacIntyre recruited Manning to Mississippi while on the Rebels' staff.

"As good a coach as Mike MacIntyre is, he is an even better person. He recruited me to Ole Miss with a little help from my mother and father, and I was fortunate enough to work with him on both sides of the ball. He coached our wide receivers my freshman year, so I worked closely with him on our passing game, and then for the next two years I got to throw against his secondary every day in practice when he coached the defensive backs, which was invaluable in my preparation. He's a great coach and a great recruiter, and he will not be outworked."

PATRICK WILLIS, San Francisco 49ers Linebacker

MacIntyre recruited Willis to Mississippi while on the Rebels' staff.

"Coach MacIntyre is a great guy, a guy who knows how to recruit. A guy who knows how to get guys to play, get guys on one accord. He proved that at San Jose State this year, leading them to a great season. I'm really happy for him and I wish him the best of luck at Colorado."

DUKE IHENACHO, Denver Broncos

MacIntyre coached Ihenacho at San Jose State

"That's my guy, Coach Mac. CU has a good coach. They have a very passionate coach obviously. I think they got somebody that cares for the players and cares about the

program. I can't say [anything] but nice things and great things about Coach Mac because I played under him and he benefitted me. Coach Mac is a great guy and he is going to get that program on the right track."

MARV SUNDERLAND, Tennessee Titans Scout

MacIntyre worked Sunderland when both were with the New York Jets

"He's highly organized, a very good teacher, and a disciplinarian, but not in a nasty way, he commands it through respect. He's a very people-oriented type of person who will be a great recruiter for the University of Colorado. This man is a class guy."

DAVID CUTCLIFFE, Duke Head Football Coach

MacIntyre worked for Cutcliffe at both Mississippi and Duke.

"Congratulations to Coach MacIntyre and his family — the University of Colorado has hired an excellent coach and an even finer man. Obviously our history together runs deep, and I couldn't be happier for him, Trisha and their children. Plain and simple, Coach MacIntyre knows how to coach the game of football. It's in his blood. He understands the importance of the well-rounded student-athlete as well as the football program's place in the community. His success in three years at San Jose State is well-documented and his work as an assistant coach on both the collegiate and professional levels speaks for itself. But on top of all of his coaching excellence — and there is a great deal of that — Coach MacIntyre is a tremendous person."

THE CLASS OF '13

Ahead of the 2013 season, 31 programs including Colorado hired new head coaches, 14 of whom (denoted by an *) were first-time head coaches on the collegiate level. Here's a look at the remaining 13 coaches that make up the "class of 2013" and their records through all games of 2017 (#—fired):

Coach, School (2017 record)	W	L	Pct.
Gus Malzahn, Auburn (10-4).....	45	21	.682
*Rod Carey, Northern Illinois (8-5).....	43	24	.642
Skip Holtz, Louisiana Tech (7-6).....	39	28	.582
Dave Doeren, N.C. State (9-4).....	34	30	.531
Matt Wells, Utah State (6-7).....	34	32	.515
Steve Addazio, Boston College (7-6).....	31	33	.484
*Kliff Kingsbury, Texas Tech (6-7).....	29	34	.460
*Mark Stoops, Kentucky (7-6).....	26	36	.419
Mike MacIntyre, Colorado (5-7).....	25	38	.397
*Paul Petrino, Idaho (4-8).....	19	41	.317
Doug Martin, New Mexico State (7-6).....	17	44	.279

No longer with school (resigned/fired/hired elsewhere):

Coach, School	W	L	Pct.
Gary Anderson, Wisconsin.....	19	7	.731
*Mark Helfrich, Oregon.....	37	16	.698
Bobby Petrino, Western Kentucky.....	8	4	.667

Coach, School	W	L	Pct.
*Bryan Harsin, Arkansas State.....	7	5	.583
*P.J. Fleck, Western Michigan.....	30	22	.577
Tommy Tuberville, Cincinnati.....	30	22	.577
Butch Jones, Tennessee (4-6 in 2017).....	34	27	.557
*Matt Rhule, Temple.....	28	23	.549
Willie Taggart, South Florida.....	24	25	.490
*Brian Polian, Nevada.....	23	27	.460
Bret Bielema, Arkansas (4-8).....	29	34	.460
Rob Caragher, San Jose State.....	19	30	.388
Sonny Dykes, California.....	19	30	.388
*Scott Shafer, Syracuse.....	14	23	.378
*Todd Monken, Southern Miss.....	13	25	.342
*Sean Kugler, Texas-El Paso (0-5 in 2017).....	18	36	.333
Ron Turner, Florida International.....	10	30	.250
*Paul Haynes, Kent State (2-10).....	14	45	.237
Darrell Hazell, Purdue.....	9	33	.214
Trent Miles, Georgia State.....	9	38	.191

COACHES ON GAME DAY (2017)

The coaching staff, as always, is split between the sidelines and the press box. Head coach **Mike MacIntyre** wears a headset on the sideline; other full-time assistants on the sideline are defensive coordinator **D.J. Eliot**, defensive line coach **Jim Jeffcoat**, secondary coach **ShaDon Brown**, co-offensive coordinator and receivers coach **Darrin Chiaverini**, offensive line coach **Klayton Adams** and running backs coach **Darian Hagan**. In the coaches booth are co-offensive coordinator **Brian Lindgren**, tight ends/H-backs coach **Gary Bernardi** and inside linebackers coach **Ross Els**. Three of the four graduate assistants are also in the press box: **John Hughes** and **Peter Tuitupou** (offense) and **Chidera Uzo-Diribe** (defense); **Matt Daniels** is on the field. Colorado signals in plays when not brought in by substituting players on offense (signal on defense).

HEAD COACHING FATHERS AND THEIR PLAYER SONS

There have been **89** known players in Division I-A (FBS) history who have played for their head-coaching fathers in college, including **three** active pairings, according to a survey of I-A sports information departments. The count includes CU head coach **Mike MacIntyre** and his oldest son, **Jay**; Colorado is one of a handful of schools to have it happen twice, as **Dan Hawkins** had son Cody on his CU teams from 2007-10.

Perhaps the most famous and best head coach father and son tandem in NCAA history is **Jim and Kevin Sweeney** at Fresno State. Kevin played for his father from 1982-86, when he became the first player in NCAA history to throw for 10,000 career passing yards (Jim was FSU's head coach for 19 years, retiring No. 17 on the all-time win list with 200 in his 32-year coaching career).

Note: Marshall had a famous combo when it was a I-AA powerhouse just before moving up to I-A, **Todd Donnan** started at QB for his father, **Jim**, in 1993-94.

A FIRST? We polled the nation on two occasions, and no other instance has yet to turn up where a head coach had his father as a head coach in college and then had a son on a team that he is the head coach. But that appears to be the case with **Mike MacIntyre**, who was coached by his father **George** at Vanderbilt in 1984-85 and is now coaching his son, **Jay**, a junior at Colorado.

There are currently **nine** schools where a player is playing for his head coach father, and in one case, two sons are (Iowa State). Here's a look at the all-time list of known head coaching father-player son pairings at the same school (#—denotes active in 2017):

School	Head Coach	Son (Position)	Years	School	Head Coach	Son (Position)	Years
Alabama-Birmingham	Watson Brown	*Steven (WR)	2005-06	Miami, Fla.	Randy Shannon	Xavier (C)	2008
#Alabama-Birmingham	Bill Clark	Jacob (LS)	2017	Michigan	Lloyd Carr	Jason (QB)	1994-95
#Arizona	Rich Rodriguez	Rhett (QB)	2017	#Middle Tennessee	Rick Stockstill	Brent (QB)	2014-present
Arizona State	Frank Kush	*Danny (PK)	1973-76	Minnesota	Joe Salem	*Tim (QB)	1980-82
Arizona State	Larry Marmie	Larry Jr. (DB)	1989-91	Minnesota	Tim Brewster	Clint (QB)	2007
Arkansas	Bobby Petrino	Bobby (WR)	2009	Mississippi State	Bob Tyler	Breck (WR)	1977-78
Arkansas	Bobby Petrino	Nick (QB)	2008-09	North Texas	Todd Dodge	*Riley (QB)	2008-10
Army	Earl "Red" Blaik	*Robert (QB)	1949-50	Notre Dame	Ara Parseghian	Mike (RB)	1971-74
Army	Rich Ellerson	*Andrew (LS)	2011-13	Notre Dame	Lou Holtz	Skip (WR)	1986
Ball State	Bill Lynch	Billy (WR)	1998-01	Ohio	Cleve Bryant	*Rodney (QB)	1989-90
Ball State	Bill Lynch	Joey (QB)	2002	Oklahoma State	Bob Simmons	Nathan (RB)	1996-99
Baylor	Bill Beal	*Phil (S)	1970-71	#Old Dominion	Bobby Wilder	Derek (LB)	2015-present
Boston College	Steve Addazio	Louie (TE)	2012-15	Oregon	Jim Aiken	*James Jr. (RB)	1948
BYU	LaVell Edwards	*Jimmy (WR)	1981, 84-86	Oregon	Rich Brooks	Brady (FS)	1988-89
California	Jeff Tedford	Quinn (WR)	2008-09	Oregon	Mike Bellotti	Luke (PK)	2003-07
Chicago, U of.	Amos Alonzo Stagg	Amos Alonzo Jr.	1922	Penn State	Joe Paterno	Jay (QB)	1986-89
#Clemson	Dabo Swinney	Will (WR)	2017	San Diego State	Tom Craft	Kevin (QB)	2005
Colorado	Dan Hawkins	*Cody (QB)	2006-10	South Carolina	Steve Spurrier	Scott (WR)	2006-09
#Colorado	Mike MacIntyre	*Jay (WR)	2014-present	SMU	Rusty Russell	*H.N. (QB)	1950-51
Colorado State	Harry Hughes	William	1935, 37	SMU	Phil Bennett	*Sam (LS)	2006-07
Florida	Doug Dickey	Don (DB)	1975-76	Southern Miss	Jim Carmody	Steve (C)	1982-83
Florida State	Bobby Bowden	Jeff (WR)	1981-82	Southern Miss	Jim Carmody	Keith (DT)	1985-86
Fresno State	Jim Sweeney	*Kevin (QB)	1982-86	#TCU	Gary Patterson	Blake (LB)	2017
Fresno State	Pat Hill	Zak (SS)	2007-09	Tennessee	Robert Neyland	Bob, Jr. (HB)	1952
Houston	Art Briles	Kendal (WR/QB)	2004-05	Tennessee	Butch Jones	Alex (K)	2015-16
Illinois	Mike White	Chris (PK)	1983-85	Texas	Fred Akers	Danny (QB)	1983-85
Indiana	Lee Corso	*Steve (SE)	1979-80	Tulsa	Glen Dobbs	Glenn III (QB)	1963-67
Iowa	Bob Commings	*Bobby Jr. (QB)	1977-78	Tulsa	Glen Dobbs	Johnny (QB)	1966-68
Iowa	Kirk Ferentz	*Brian (OL)	2002-05	Tulsa	John Cooper	John, Jr. (DB)	1981-84
Iowa	Kirk Ferentz	James (C)	2009-12	#Tulsa	Phillip Montgomery	Cannon (WR)	2017
Iowa	Kirk Ferentz	Steve (OL)	2012-16	USC	John McKay	*John, Jr. (WR)	1972-74
Iowa State	Jim Criner	Mark (LB)	1986	USC	Larry Smith	Corby (QB)	1992
Iowa State	Paul Rhoads	Jake (WR)	2013-15	Utah	Kyle Whittingham	Tyler (DB/ST)	2010-11
Iowa State	Paul Rhoads	Wyatt (WR)	2015	#Utah	Kyle Whittingham	Alex (LS)	2014-present
Kansas State	Jim Dickey	*Darrell (QB)	1979-82	Utah State	Gary Andersen	Keegan (TE)	2010-12
Kansas State	Bill Snyder	*Sean (P)	1991-92	Vanderbilt	George MacIntyre	*Mike (DB)	1984-85
Kentucky	Hal Mumme	Matt (QB)	1997-98	Virginia Tech	Frank Beamer	*Shane (LS/WR)	1996-99
Louisiana Tech/Mississippi	%Billy Brewer	Brett (P)	1980-84	Wake Forest	Jim Caldwell	Jimmy Caldwell (WR)	1999
Louisiana-Lafayette	Rickey Bustle	Brad (OG)	2006-09	Washington State	Mike Price	*Aaron (PK)	1991-93
Louisiana-Lafayette	Mark Hudspeth	Gunner (QB)	2015-16	West Virginia	Bobby Bowden	*Tommy (WR)	1973-75
Louisiana-Monroe	Pat Collins	*Mike (C)	1981-82	West Virginia	Bobby Bowden	Terry (RB)	1975
Maryland	Jerry Claiborne	Jonathan (S)	1975-77	Western Michigan	Bill Cubit	*Ryan (QB)	2003-06
Massachusetts	Mark Whipple	Austin (QB)	2014-16	Wisconsin	Gary Andersen	Chasen (LB)	2014
Memphis	Rip Scherer	Scott (QB)	1998-00	*—denotes started/first-team (at some point when father was head coach at the time; in some cases, they became the starter after the father moved on).			
Memphis	Tommy West	Turner (WR)	2006-09	%—The elder Brewer moved on to Mississippi in 1983 and son followed.			
Miami, Fla.	Dennis Erickson	Bryce (QB)	1993				



MacIntyre "Row" — Jay, Mike & George

While this is the second time that CU has had the head coach father-player son active combo, the Buffaloes have seen it against them in the past. Iowa State (**Criners**), Kansas State (**Dickeys, Snyders**), Oklahoma State (**Simmons**) and perhaps one of the most famous father-son duos, **Lee** and **Steve Corso** at Indiana. When confirming with Lee, he was pretty proud that Steve caught the game winning TD in a 36-30 win against Kentucky his senior year, and reminded us that he had two pretty good games against Colorado (5 catches for 87 yards in a 17-16 CU win in 1979, and 3-for-38 in a 49-7 Indiana win in 1980).

2017 COACHING CHANGES

There were four new members of CU's coaching staff: **D.J. Eliot**, defensive coordinator/outside linebackers (replaces Jim Leavitt, who coached all the LBs); **ShaDon Brown** (secondary, replaces Charles Clark and Joe Tumpkin, who coached the corners and safeties, respectively); and **Ross Els** (outside linebackers). **Matt Daniels** joined as an offensive graduate assistant, replacing Corey Edsall, who took a full-time position at UConn coaching tight ends under his father.

- ➔ Following the season, co-offensive coordinator **Brian Lindgren** accepted a similar position at Oregon State under its new head coach, Jonathan Smith.
- ➔ The CU staff has remained intact twice since **Bill McCartney's** 1988 and 1989 teams, in 2011-12 (under **Jon Embree**) and 2013-14 (under MacIntyre).

FIFTH YEAR USUALLY A WINNER

MacIntyre is now the 10th coach in CU history (out of 25 full-time) who is coaching the team for a fifth consecutive season; he became the eighth of the 11 to lead CU to a winning season in their fourth year. He matched the 1985 Buffaloes under Bill McCartney for the most dramatic fourth-year by a coach in the program; both teams had a +5½ game improvement over the previous year and both ended long bowl droughts. The 1985 team went 7-5 after the previous six CU teams went 7-25-1. The 2016 Buffs went 10-4, matching the team's win total over the previous three years (10-27), and went 8-1 in league play (CU was 7-46 the previous six years). A look at Colorado's 10 coaches who coached the Buffs at least five straight years:

Head Coach	Inaugural Season	1st Yr Record	2nd Yr Record	3rd Yr Record	4th Yr Record	5th Yr Record	Notes
Fred Folsom.....	1895	5-1	5-0	7-1	4-4	7-2	Folsom would have a second run of four-plus straight years (1908-15)
Myron Witham.....	1920	4-1-2	4-1-1	4-4	9-0	8-1-1	Two-year record of 17-1-1 remains best in school history (next best: 22-2-1 in 1989-90)
Bunny Oakes	1935	5-4	4-3	8-1	3-4-1	5-3	After an 0-3 start, Buffs rebound to win five in a row to close season
Dal Ward	1948	3-6	3-7	5-4-1	7-3	6-2-2	The game of this year was a 21-21 tie with No. 4 Oklahoma; OU's only blemish in league play over 11 seasons
Eddie Crowder.....	1963	2-8	2-8	6-2-2	7-3	9-2	Colorado zooms to No. 3 in the nation after 5-0 start; win second bowl game in program history
Bill Mallory	1974	5-6	9-3	8-4	7-3-1	6-5	Buffs ascend to No. 13 ranking nationally with 5-0 start (for second straight year), but drop five of six
Bill McCartney	1982	2-8-1	4-7	1-10	7-5	6-6	After opening 0-4 (three losses by eight points), Buffs rally to finish 6-1 in Big 8 (with win over No. 3 NU)
Gary Barnett	1999	7-5	3-8	10-3	9-5	5-7	Buffs would rebound to win the Big 12 North Division in his sixth and seventh years
Dan Hawkins	2006	2-10	6-7	5-7	3-9	3-6	He was relieved of head coaching duties with three games remaining in season
Mike MacIntyre	2013	4-8	2-10	4-9	10-4	5-7	His '16 Buffs were the third team in CU history to post a winning record in Year 4 after a sub-.500 Year 3

JEFFCOAT ON PAC-12 ALL-CENTURY TEAM

Two CU assistant coaches earned finalist status for the Pac-12 All-Century team announced in 2015, with defensive line coach **Jim Jeffcoat** named to the final team as one of five defensive ends for accomplishments at Arizona State as a player. Jeffcoat recorded 102.5 quarterback sacks in his 15-year career in the National Football League (with Dallas and Buffalo), a number that still ranks 26th all-time in the NFL, which was 10th at the time he retired (though he might enjoy talking about his two career interceptions which he returned 65 and 26 yards, respectively, and both for touchdowns).

BUFF ALUMNI IN THE FBS COACHING RANKS: Brad Bedell ('99), OL, Boise State; Ronnie Bradford ('92), DB, USC; Jalil Brown ('10), Asst. S&C, Boise State; Jason Burianek ('02), HC, Missouri Baptist; Cedric Cormier ('01), WR, UNLV; Rich Fisher ('92), WR, Nebraska; David Gibbs ('90), DC, Texas Tech; Chris Naeole ('96), OL, Hawaii; Anthony Perkins ('11), CB, Ohio; Rod Perry ('75), DB, Oregon State; Pete Shinnick ('86), HC, West Florida; Steve Stripling ('76), Assoc. HC/DL, Tennessee; Ryan Walters ('08), DC/DB, Missouri. **IN THE FCS:** Paul Creighton ('03), UC Davis, TE; Ty Gregorak ('99), DC/LB, Montana; Parker Orms ('13), GA/CB, West Georgia; Anthony Perkins ('11), DB, Indiana State; Jeff Smart ('09), LB, Penn. I

IN DIVISION II: Pete Shinnick ('88), head coach at West Florida; Donnell Leomiti ('95), DB.

CU GRAD SHINNICK LEADS WEST FLORIDA TO DIVISION II TITLE GAME

Pete Shinnick ('88) was hired to start the football program at the University of West Florida in 2014; in their first season of competition, the Argonauts went 5-6. In the school's second season, UWF reached the Division II championship game against Texas A&M Commerce in Kansas City on Dec. 15, but dropped a 37-27 decision to the Lions (WFLU trailed 20-14 at halftime; the Argonauts forced a fumble and set themselves up with a 1st-&-goal from the 5, but couldn't punch it in, settling for a field goal to pull to within 20-17, those closest they could come the rest of the game. The Argonauts won four straight road games in the playoffs to make it to KC, including knocking off the No. 1 seed (Indiana, Pa.) on the way and finished with an 11-4 record. Shinnick lettered two seasons for the Buffaloes (1985-86) at offensive guard, CU's first two winning seasons at the time since 1978. He began his coaching career in 1988 at Richmond, was a grad assistant at Clemson (1991-92) while earning his master's, and has been a head coach at Azusa Pacific and UNC-Pembroke (in fact, he also started the program at the latter).

2017 COLORADO FOOTBALL STAFF

Head Coach	Mike MacIntyre (<i>Georgia Tech '89</i>)	Director of Recruiting	Adam Toyama (<i>Hawai'i '04</i>)
Co-Offensive Coordinator / Quarterbacks	Brian Lindgren (<i>Idaho '04</i>)	Director of Player Personnel	Brad Forsyth (<i>Illinois Wesleyan '90</i>)
Co-Offensive Coordinator / Receivers	Darrin Chiaverini (<i>Colorado '99</i>)	Director of Quality Control/Offense	Daniel Da Prato (<i>UL-Monroe '03</i>)
Offensive Line	Klayton Adams (<i>Boise State '05</i>)	Director of Quality Control/Defense	Nate Taye (<i>San Jose State '13</i>)
Running Backs	Darian Hagan (<i>Colorado '96</i>)	Director of Quality Control/Special Teams	Matt Thompson (<i>Fort Lewis '05</i>)
Tight Ends / H-Backs	Gary Bernardi (<i>Cal State-Northridge '76</i>)	Director of Football Academics	Katie Bason (<i>Wake Forest '05</i>)
Defensive Coordinator / O-Linebackers	D.J. Eliot (<i>Wyoming '99</i>)	Operations & Recruiting Assistant	Scott Unrein (<i>Colorado '11</i>)
Defensive Line	Jim Jeffcoat (<i>Arizona State '82</i>)	Intern	Erik Aunese (<i>Colorado Mesa '16</i>)
Secondary	ShaDon Brown (<i>Campbellsville '02</i>)	Intern	Cory Hall (<i>Colorado '16</i>)
Inside Linebackers	Ross Els (<i>Nebraska-Omaha '88</i>)	Intern	Bruce Jones (<i>Texas Tech '15</i>)
Offensive Graduate Assistant	Peter Tuitupou (<i>San Jose State '13</i>)	Intern	Mike Slife
Offensive Graduate Assistant	John Hughes (<i>Humboldt State '12</i>)	Director of Strength & Conditioning	Drew Wilson (<i>King's College '00</i>)
Defensive Graduate Assistant	Matt Daniels (<i>Duke '12</i>)	Asst. Strength & Conditioning Coach	Terrance Motley (<i>BYU '15</i>)
Defensive Graduate Assistant	Chidera Uzo-Diribe (<i>Colorado '14</i>)	Asst. Strength & Conditioning Coach	Justin Geyer (<i>Mt. St. Joseph '10</i>)
Director of Football Operations	Bryan McGinnis (<i>San Jose State '07</i>)	Asst. Strength & Conditioning Coach	Jeremy Layport (<i>Cal Lutheran '02</i>)

THE RISE ... FROM FOUR OR FEWER TO 10 OR MORE

Taking a look at the current landscape of the so-called Power-5 conferences (Atlantic Coast, Big 12, Big Ten, Pac-12 and Southeastern) and examining the history of those teams, CU's turnaround in 2016 is up there with some of the all-time finest among college football's "big boys." The Buffaloes became the ninth team among the Power-5 schools since 1972 to win 10 or more games after finishing the previous season with four or fewer wins (1972 was the year freshmen became eligible to play in NCAA Division I football, thus defining the modern era). (*CU was just the 30th team to go from four to nine wins.*) Here's a look at those current power-5 programs with the largest turnarounds since 1972 (conference listed after school name is the one it belonged to at the time).

Power-5 Programs Jumping from Four or Fewer Wins to 10 or More Wins in Just One Season

School	Improvement		Previous Season		Next Season		School	Improvement		Previous Season		Next Season	
	Overall	Wins	Record	Year	Record	Year		Overall	Wins	Record	Year	Record	Year
Auburn (SEC)	+ 8	+ 9	3-9	2012	12-2	2013	Northwestern (Big Ten)	+ 6	+ 7	3-7-1	1994	10-2	1995
TCU (Big 12)	+ 7½	+ 8	4-8	2013	12-1	2014	Wake Forest (ACC)	+ 5½	+ 7	4-7	2005	11-3	2006
Penn State (Big Ten)	+ 6½	+ 7	4-7	2004	11-1	2005	Washington State (Pac-10)	+ 5½	+ 6	4-7	2000	10-2	2001
Colorado (Pac-12)	+ 6	+ 6	4-9	2015	10-4	2016	Arkansas (SEC)	+ 4½	+ 6	4-7	2005	10-4	2006
Colorado (Big 12)	+ 6	+ 7	3-8	2000	10-3	2001							

MOST IMPROVED TEAMS ALL-TIME IN PAC-12 LEAGUE PLAY

Colorado completed the single biggest improvements in league record from one year to the next in the history of the Pac-12 Conference with its 27-22 win over Utah. Finishing at 8-1 in league play, that was a reversal from a 1-8 mark in 2015, or a difference of seven games. While those inside the CU program thought it could be done, after going 5-40 in Pac-12 play from 2011 through 2015, CU was picked to finish last in the South Division in the 2016 preseason media poll.

In Pac-12 history, there are just two instances where a school won seven or more games in league play than it did the season before, with Colorado joining the 1940 Stanford team as the only ones to accomplish the feat. Stanford's 6½-game improvement that year had been the best from one year to the next, with three others improving by five games; but at +7, this year's Buffaloes became the league's all-time most improved team. A closer look:

ALL-TIME BIGGEST OVERALL IMPROVEMENT IN PAC-12 CONFERENCE PLAY FROM ONE YEAR TO THE NEXT

School	Improvement		Previous Season		Next Season		School	Improvement		Previous Season		Next Season	
	Overall	Wins	Record	Year	Record	Year		Overall	Wins	Record	Year	Record	Year
*Colorado	+ 7	+ 7	1-8	2015	8-1	2016	Stanford	+ 5	+ 5	2-6	1998	7-1	1999
*Stanford	+ 6½	+ 7	0-6-1	1939	7-0	1940	UCLA	+ 4	+ 5	2-3	1945	7-0	1946
*California	+ 5	+ 5	1-6	1957	6-1	1958	Washington	+ 4	+ 5	1-5-1	1951	6-2	1952
Oregon	+ 5	+ 5	2-6	1993	7-1	1994							

***—LAST TO FIRST:** Colorado is technically the first AND fourth team to go from "worst to first" in Pac-12 history. The Stanford and Cal teams did it, along with the '59 Washington team that was 1-6 in 1958 but went 3-1 in 1959 (the year Oregon, Oregon State and Washington State left the conference for up to five seasons). But in all three cases, Idaho was a member of the league those years but always played an abbreviated schedule (finishing 0-3 all three times).

MOST IMPROVED FBS TEAMS IN 2016

There have now been three seasons in school history where CU finished as or tied as the nation's most improved team. In one of the more dramatic turnarounds in NCAA history, CU went from 1-10 in 1984 to 7-5 in 1985, a 5½-game improvement, after the Buffs switched from a pro passing attack to the wishbone on offense. Then in 2001, Colorado improved six games, finishing 10-3 after going 3-8 the year before; in fact, CU just missed playing in the BCS Championship game by .05 of a point. This year, CU tied for the biggest jump over its 2015 record with five other schools; the Buffs also debuted as No. 15 in the first College Football Playoff Poll of the season, one of only two teams (with Nebraska) that had losing seasons in 2015. The most improved teams in 2016:

School	2015	2016	Diff.	School	2015	2016	Diff.	School	2015	2016	Diff.
Colorado	4-9	10-4	+ 5½	Troy	4-8	10-3	+ 5½	Wyoming	2-10	8-6	+ 5
UCF	0-12	6-7	+ 5½	Army	2-10	8-5	+ 5½				
Eastern Michigan	1-11	7-6	+ 5½	Georgia Tech	3-9	9-4	+ 5½				

TRENDING ...

Here's a look at the improvement that CU has made from the season prior to Mike MacIntyre's hiring at Colorado (2012) and the present in some rather unique categories (does not include the Alamo Bowl):

Category	2016	2015	2014	2013	2012	Category	2016	2015	2014	2013	2012
Snaps per TD/Offense	20.7	28.0	23.7	26.8	30.7	Average To Go/Third Down	6.3	7.1	6.5	7.1	7.5
Snaps per TD/Defense	33.7	22.0	15.1	16.8	12.3	Red Zone Offense	51-57	39-53	40-45	26-32	26-33
Opening Drive/Points Scored	49	24	24	17	14	Red Zone Defense	31-41	39-44	47-52	51-62	53-57
Opening Drive/Points Allowed	7	42	27	34	35	TD Drives 60+ Yards	38	25	35	24	23
Points per Drive/Offense	2.20	1.78	1.99	1.62	1.26	Opp. TD Drives 60+ Yards	12	28	38	35	43
Points per Drive/Defense	1.29	2.02	2.60	2.57	3.21	Opponent 20+ Plays	49	66	72	74	81
Average Gain/First Down	6.0	5.1	5.4	5.8	4.2	Touchdowns Allowed (<i>offensive</i>)	27	43	56	55	67
Average Gain Allowed/First Down	5.1	5.7	6.8	6.5	8.0	Points Allowed	266	357	468	459	552

HISTORICALLY

Colorado is in its second century of intercollegiate football, as the Buffaloes are in their 128th season of competition having played **1,237** games with an all-time record of **700-501-36**. CU currently stands 25th on the all-time win list and is 36th in all-time winning percentage (.580); the Buffs are 29th for those schools with 1,000 or more games played in Division I-A). Only 12 Division I schools have played more seasons of intercollegiate football than Colorado; Washington is the only Pac-12 school that matches CU's total of 128 (Cal is the only one who has played more games – 1,245), with only USC (834) and Washington (725) having won more games (CU is sixth in the league in winning percentage).

➔ In Boulder, the Buffs are **404-194-16** (.671) all-time and **312-172-10** (.642) in 94 seasons on the “hilltop” (Folsom Field).

OVERTIME

Colorado is **6-7** all-time in overtime games (**3-4** at home), all seven losses by three points; the Buffs became the 84th team in FBS/I-A to play an overtime game when it played its first extra session affair against Missouri in 1999. Here's a chart summarizing the Buffs in overtime (*—denotes in Denver):

Date	Opponent	Score	Regulation	Coin Toss	---Total Yards---			Notes
					Choice	Offense	Defense	
Oct. 9, 1999	MISSOURI	W 46-39	39-39	Missouri	Defense	25	13	Ends with Kelly INT
Nov. 26, 1999	NEBRASKA	L 30-33	27-27	Nebraska	Defense	9	25	CU trailed 27-3 early in 4th
Nov. 9, 2002	at Missouri	W 42-35	35-35	Missouri	Defense	25	18	Ends with Mossoni FR
Dec. 28, 2002	Wisconsin	L 28-31	28-28	Wisconsin	Defense	-2	5	Alamo Bowl
Oct. 11, 2003	KANSAS	W 50-47	44-44	Colorado	Defense	25	7	Calhoun 3-25, TD rushing in OT
Oct. 23, 2004	at Texas A & M	L 26-29	26-26	Colorado	Defense	14	33	First CU turnover in an OT ends it
Oct. 7, 2006	BAYLOR	L 31-34 (3 OT)	17-17	Colorado	Defense	42	72	Ends in 3OT on Baylor INT
Sept. 1, 2007	*Colorado State	W 31-28	28-28	Colorado	Defense	7	16	Eberhart kicks GWFG (35) after Wheatley INT
Sept. 18, 2008	WEST VIRGINIA	W 17-14	14-14	Colorado	Defense	18	19	Goodman kicks GWFG (25) after WVU FG miss
Sept. 10, 2011	CALIFORNIA	L 33-36	30-30	California	Defense	20	45	CU drives to CA4 but drive stalled
Sept. 27, 2014	at California	L 56-59 (2 OT)	49-49	Colorado	Defense	46	34	CU drives to CA1 but failed on 4th down
Oct. 25, 2014	UCLA	L 37-40 (2 OT)	31-31	Colorado	Defense	13	40	CU rallied from 31-14 down in 4th; two OT FGs
Sept. 19, 2015	*Colorado State	W 27-24	24-24	Colorado	Defense	10	2	Gonzalez kicks GWFG (32) after Thompson FG block

COMEBACK BUFFS

Over the last 10 seasons, Buffs rallied to win from 10 or more points down 12 times, including twice under Mike MacIntyre, including rallying from its largest deficit ever against CSU. In 2014, UMass was up by 11 early in the second half after cashing in on a pick-six. Two of the rallies came from 17 down: in 2012, Washington State led, 31-14, early in the fourth quarter, but CU scored three straight TDs to close the game, capped by **QB Jordan Webb** scoring on fourth down from four yards out with 0:09 remaining; **PK Will Oliver** added the game winning PAT. In 2007, the Buffs got the best of No. 3 Oklahoma when **PK Kevin Eberhart** capped a run of 20 straight points with a 45-yard field goal for a 27-24 win. Eight have taken place in Boulder, a ninth (the first one) in Denver against CSU, and two on the road (the Washington State comeback was the largest fourth quarter comeback on the road CU has ever had).

COLORADO COMEBACKS

Trailed By	Time, Qtr.	Final	Opponent (Date)
14 (0-14)	2:44, 1Q	27-24	OT; Colorado State (Sept. 19, 2015)
11 (20-31)	12:24, 3Q	41-38	at Massachusetts (Sept. 6, 2014)
17 (14-31)	8:07, 4Q	35-34	at Washington State (Sept. 22, 2012)
11 (3-14)	3:47, 1Q	44-36	KANSAS STATE (Nov. 20, 2010)
10 (14-24)	10:40, 3Q	29-27	GEORGIA (Oct. 2, 2010)
10 (0-10)	0:00, 2Q	31-13	HAWAII (Sept. 18, 2010)
10 (21-31)	11:01, 4Q	35-34	TEXAS A&M (Nov. 7, 2009)
11 (13-24)	9:14, 4Q	28-24	IOWA STATE (Nov. 8, 2008)
14 (7-21)	7:29, 2Q	31-24	EASTERN WASHINGTON (Sept. 6, 2008)
11 (24-35)	0:23, 2Q	65-51	NEBRASKA (Nov. 23, 2007)
17 (7-24)	12:23, 3Q	27-24	OKLAHOMA (Sept. 29, 2007)
11 (17-28)	10:05, 3Q	31-28	OT; Colorado State (Sept. 1, 2007)

LITTLE KNOWN RARITY

In CU history, the Buffaloes have had a 100-yard rusher and receiver in the same game on **43** occasions (and are **33-10** in games when this occurs). It's happened three times this year, against Northern Colorado (**TB Phillip Lindsay**/**WR Devin Ross** as the duo just missed one becoming the first to do 150/150), Oregon State (Lindsay/**WR Bryce Bobo**) and Cal (Lindsay/**WR Shay Fields**). Since CU joined the Pac-12 in 2011, it has happened **13** times overall (once each in 2011, 2012, 2013, 2014 and 2015; four times in 2016 and now thrice in 2017). In 2001, the first time the same player had 100 yards in both in the same game at Colorado occurred when **TB Cortlen Johnson** had 172 rushing and 105 receiving at Iowa State. *The full list can be found on page 197 of the 2017 CU Media Guide.*

FOLSOM FIELD CAPACITY SNAPSHOT

Folsom Field's official capacity had been 53,613, expanded last in 2003 when 1,903 club seats and 41 suites were added in the east side stadium expansion; however, with CU's \$156 million Athletics Complex Expansion nearing completion and the northeast corner of the stadium and the north stands now redesigned, the new capacity now stands at **50,183**. Folsom is tied for the 18th oldest venue among the 128 NCAA Division I-A/FBS stadiums. It is the fourth oldest stadium in the Pac-12 Conference, as only Husky Stadium (Washington, 1920), Rose Bowl Stadium (UCLA, 1922) and Los Angeles Memorial Coliseum (USC, 1923) are older.

CU FOOTBALL REMAINS SECOND MOST POPULAR PER-GAME SELL IN STATE

The final home attendance figure for 2017 was **282,335**, an average of 47,056 for six home games, the fourth straight year the average has increased. It will mark the 23rd straight season that Colorado football is the second largest average draw per game in the state behind the NFL Denver Broncos (and the 41st time in the last 43 years). The fledgling Colorado Rockies took over the second spot the two years they played at old Mile High Stadium, averaging in the mid-to-upper 50s in 1993 and 1994. The Broncos wrestled the state's top spot away from the Buffs permanently in 1975 after first doing so in 1969, with six years of see-sawing in-between (CU had been the state attendance leader since Folsom Field was built in 1924). CU continues to have the second largest public and overall season ticket base in the state (the count for 2017 was 32,308 when adding in 11,500 student holders to 20,808 public tickets (student tickets are purchased, just at a discounted rate). In 2017, CU was again first in the state in college football attendance for the **52nd** straight year, ahead of Colorado State Colorado State (32,062, six games) and Air Force (31,534, five games; AFA was the last school top CU's figure, in 1965). The Broncos averaged 76,744 fans per game in 2016; the Rockies averaged 36,464 this past summer.

SCORING STREAKS

The Buffs scored in a school record **242** consecutive games until Missouri ended the streak on October 25, 2008; it was first shutout loss since November 12, 1988 to Nebraska in Lincoln (7-0). The Buffs had scored in **94** consecutive road games (123 including neutral sites) as well as in 153 straight league games, all 103 in Big 12 play, including the four title games, and their final 50 in Big Eight competition, dating back to the '88 shutout at Nebraska. CU had scored in **150** straight games at home until Stanford shut out the Buffs, 48-0 on Nov. 3, 2012; the previous last shutout was a 28-0 loss to Oklahoma on Nov. 15, 1986.

Current streaks:

- CU had scored in **60** straight games overall, dating back to 2012, before being shut out at Washington State (0-28) on Oct. 21.
- CU has scored in **160** straight games against non-conference opponents (last shutout: a 44-0 loss at home to LSU on September 15, 1979).
- The home shutout losses to Stanford ('12), Oklahoma in '86 and LSU in '79 are the only three times CU has not scored at Folsom Field over the course of the last **316** games (all the way back to 1963).
- CU has been shutout just four times in the last **359** games overall (by Missouri in 2008 and 2010, by Stanford in 2012 and Washington State in 2017).
- CU has been shutout just 11 times in its last **592** games (dating to October 5, 1968), but only six schools have administered them: Oklahoma (three times), Missouri (twice), Nebraska (twice), Louisiana State, Michigan and Stanford.

SAFELY AHEAD

The Buffs have been a virtual lock to win once they have a lead of two or more scores (nine-plus points) over the past 41-plus seasons. Since the 1976 opener, CU has protected a two-score lead **239** of **271** times, losing 29 and tying three when it blew the lead; a closer look (*—Disneyland Pigskin Classic at Anaheim):

Date	Opponent	CU Lead (when)	Result	Date	Opponent	CU Lead (when)	Result
11/04/18	at Arizona State	10 (27-17, 4th Quarter)	L, 30-41	10/28/06	at Kansas	9 (9- 0; 3rd Quarter)	L, 15-20
9/17/16	at Michigan	14 (21-7, 1st Quarter)	L, 28-45	09/23/06	at Georgia	13 (13- 0; 4th Quarter)	L, 13-14
11/13/15	SOUTHERN CALIFORNIA	14 (17-3; 2nd Quarter)	L, 24-27	10/23/04	at Texas A&M	12 (19- 7; 3rd Quarter)	L, 26-29 OT
11/01/14	WASHINGTON	10 (20-10; 2nd Quarter)	L, 23-38	11/01/03	at Texas Tech	14 (14- 0; 1st Quarter)	L, 21-26
09/27/14	at California	14 (28-14; 3rd Quarter)	L, 56-59 2OT	10/04/03	at Baylor	9 (23-14, 3rd Quarter)	L, 30-42
08/29/14	Colorado State (Denver)	10 (17-7; 3rd Quarter)	L, 17-31	11/11/00	Iowa State	11 (20- 9; 2nd Quarter)	L, 27-35
09/08/12	SACRAMENTO STATE	14 (14-0; 1st Quarter)	L, 28-30	09/02/00	Colorado State (Denver)	10 (24-14; 3rd Quarter)	L, 24-28
09/01/12	Colorado State (Denver)	11 (14-3; 2nd Quarter)	L, 17-22	10/23/93	at Kansas State	9 (9- 0; 2nd Quarter)	T, 16-16
10/01/10	WASHINGTON STATE	10 (27-17; 4th Quarter)	L, 27-31	09/18/93	at Stanford	10 (37-27; 4th Quarter)	L, 37-41
11/06/10	at Kansas	28 (45-17; 4th Quarter)	L, 45-52	09/15/90	at Illinois	14 (17- 3; 2nd Quarter)	L, 22-23
10/23/10	TEXAS TECH	10 (24-14; end 3rd Qtr)	L, 24-27	08/26/90	*Tennessee	14 (31-17; 4th Quarter)	T, 31-31
11/19/09	at Oklahoma State	11 (21-10; 3rd Quarter)	L, 28-31	09/27/86	ARIZONA	9 (21-12; 4th Quarter)	L, 21-24
10/10/09	at Texas	11 (14-3; 2nd Quarter)	L, 14-38	11/03/84	KANSAS	11 (27-16; 4th Quarter)	L, 27-28
11/28/08	at Nebraska	14 (14-0; 1st Quarter)	L, 31-40	10/16/82	at Oklahoma State	13 (13- 0; 1st Quarter)	T, 25-25
11/10/07	at Iowa State	21 (21- 0; 3rd Quarter)	L, 28-31	09/19/81	WASHINGTON STATE	10 (10- 0; 4th Quarter)	L, 10-14
09/08/07	at Arizona State	14 (14- 0; 2nd Quarter)	L, 14-33	10/10/79	OKLAHOMA STATE	20 (20- 0; 4th Quarter)	L, 20-21

Colorado has lost only 35 games (and was tied twice) dating back to 1980 when leading by *any* margin at any point in the fourth quarter or overtime. The most recent loss was this year, a 41-30 setback at Arizona State after leading 27-17 and 30-27 in the fourth quarter. The ties came against Tennessee in 1990 (31-31, after leading 31-17) and Kansas State in 1993 (16-16 after taking a late 16-13 lead).

- Colorado has won **124** of its last **146** games in which it at any point has held a two-score lead. A 2003 loss to Baylor snapped a 26-game winning streak in such situations on the road, and an overall streak of 49 consecutive wins from 1993 to 1999 was snapped by CSU in 2000. In this same span, **Colorado has rallied to win 39 games and tie two others dating back to 1981 after once trailing at some point in the fourth quarter** (not including coming from 27-3 down against Nebraska in 1999 before losing in OT). The most recent was the 36-33 win at Oregon State on Oct. 14, as the lead see-sawed down the stretch. Previously, it was in a 41-38 win at Oregon in 2016; CU had led most of the game but Oregon went ahead, 38-33, late in the third quarter. But a Steven Montez to Bryce Bobo 31-yard TD pass (and the two connecting again on the two-point conversion) were the only points in the fourth quarter and CU held the Ducks off for the win. Two of the biggest ones occurred in 2007: CU rallied from 28-17 down in the third and 28-25 in the fourth to defeat CSU 31-28 in overtime) and Oklahoma (down 24-7 late in the third, eventually tying the fourth largest comeback in school history in winning 27-24).

INJURIES DOWN TWO YEARS IN A ROW AFTER 2015 COUNT SIXTH-WORST IN LAST 30 SEASONS

Injuries have been kept to a minimum since the injury bug hit the Buffs in 2015, as 10 positions had a starter miss at least one game due to injury. The injury bug avoided Mike MacIntyre's first two teams for the most part, but 2015 was a different story: the Buffs lost **93** full games from players who figured in the two-deep (or those who regularly rotated in at the skill positions), and **120** games overall by the entire team. Below are the worst regular seasons for injuries/illness for the CU program over the last 32 years (KEY: GL—Games lost to injury; GL/2—Games lost by 2-deep scrimmage players; MG—"Man games" as defined by as the total number of games if all players NOT ticketed to redshirt played every game; Pct. Lost – percentage of man games lost, knowing that in actuality, the number is higher as third-team players and reserves don't see that much action; 2/MG—2-deep man games, or starting 24 positions (including kickers and punters plus backups):

Season	G	GL	MG	Pct. Lost	GL/2	2/MG	Pct. Lost	Season	G	GL	MG	Pct. Lost	GL/2	2/MG	Pct. Lost
2008	12	121	1008	12.0	110	576	19.1	2012	12	108	984	11.0	71	576	12.3
2011	13	141	1066	12.8	115	624	18.4	2016	14	129	1224	10.6	75	672	11.2
1998	11	101	864	11.7	89	528	16.9	2003	12	74	876	8.4	58	576	10.1
2000	11	101	880	11.5	82	528	15.5	1997	11	51	770	6.6	41	528	7.8
2010	12	103	924	11.1	88	576	15.3								
2015	13	120	1053	11.4	93	624	14.9	2017	12	61	960	6.4	39	576	6.8
2002	13	139	1118	12.4	80	624	12.8	*—man-games for 2-deep include PK spot.							

Dating back to 1987, only 14 times has CU lost over five percent of its "man game" count due to injury (1995-97-98-2000-02-03-08-10-11-12-13-15-16-17).

BUFFS AGAINST THE BEST

Here's a look at how CU has fared all-time against nationally ranked teams (*Associated Press* poll):

Games	All-Time Record	1989-2017 Record	Mike MacIntyre Record	Coach With The Most Wins
versus Top 5.....	12-55-2	8-23-1	0-4	5 / Bill McCartney
versus Top 10.....	25-93-3	14-39-2	0-6	8 / Eddie Crowder & Bill McCartney
versus Top 15.....	37-122-3	20-56-2	0-9	10 / Bill McCartney
versus Top 25.....	71-164-3	45-85-2	2-16	20 / Bill McCartney

"OUTSIDE THE NINE DOTS"

Some out of the ordinary records by the Buffs in some unique situations:

- ❑ Colorado is **85-45** against teams with three or more losses dating back to the 1985 season;
- ❑ Colorado is **84-48-1** in its last **132** games against schools that include the word "State" (dating to 1986);
- ❑ Colorado is **553-282-25** all-time in games played in the Mountain Time Zone (Colorado, Arizona, Montana, New Mexico, Utah, Wyoming)

SEVENTEEN TO THE HOUSE ON THE FIRST TRY WHEN IT COMES TO THEFTS & SCORES

CU players have a penchant to return their first career interceptions for touchdowns, as since 1992, **17** Buffaloes have scored after stealing their first college pass. Junior **DB Nick Fisher** is the most recent to accomplish it, doing so in grand style on Oct. 28: he picked off a pass in the end zone against Cal, his momentum taking him back nine yard deep, and then he raced 109 yards for the score (100 officially by the NCAA). Previously, **ILB Rick Gamboa** had been the latest to join the club, returning a deflected pass 20 yards for a score against Oregon State in 2016, and **ILB Kenneth Olugbode** had the one before that, racing 60 yards for a score in a 27-24 overtime win over Colorado State in 2015. That was the first in eight years, going back to 2007, when redshirt frosh **CB Jimmy Smith** had a 31-yard return that cut Nebraska's lead to 35-31 early in the second half and was the impetus to a 65-51 comeback win. Prior to that was another spectacular one: **ILB Marcus Burton** returned a pick 99 yards at Oklahoma State in 2005, preserving CU's shutout in the waning seconds of the game. Three did it in 2004: **OLB Brian Iwuh** did it off the bat when he made his first career pick and returned it 37 yards for what proved to be the winning touchdown against Colorado State in the season opener; a week later, **Joe Sanders**, plucked off a ball against Washington State and raced 51 yards for six, snapping a 3-3 deadlock in the process; then versus Texas, **CB Terrence Wheatley** plucked one off and ran 37 yards for six with his first theft. Two did it in 2001: **S Medford Moorer** picked off his first career pass and returned it 64 yards for a touchdown against Texas in the Big 12 Championship game, while **CB Donald Strickland** returned his first career pick 31 yards for a touchdown just one minute into the CSU game. Frosh redshirt **CB Phil Jackson** did it in 2000, as he returned his first career INT 28 yards for a TD against Washington. **SS Rashidi Barnes** had his first one in CU's win over CSU in 1997, returning it 26 yards for a score, rallying the Buffs into a 14-14 tie early in the second half. Barnes was the fourth Buff in a 14-game span to return a first career pick for a TD—**Marcus Washington** had a 95-yard theft for a score in the '96 Cotton Bowl against Oregon; **Vili Maumau** had a 33-yard interception for six (and a Hula dance) at Colorado State in 1996; and **Nick Ziegler** stole one for a 31-yard score against Washington in the '96 Holiday Bowl. In 1992, **Dwayne Davis** returned one 31 yards for a TD in a 21-20 win at Minnesota to start this amazing run.

➤ And three did it with their first punt returns: **Ben Kelly** (vs. Utah State in 1998), **Jeremy Bloom** (vs CSU in 2002) and **Laviska Shenault** (2017 vs. Texas State).

BUFFALO DINOSAURS

The longtime radio voice of the Buffs, **Larry Zimmer** wrapped up his career following the 2015 season, calling **486** CU games; a string of **251** in a row came to an end after he was hospitalized in October 2014 (he would miss the final six games of the season). He only missed 17 games overall; prior to the six due to illness, he had missed three bowls (two due to contracts forbidding teams to originate broadcasts), three regular season games due to travel conflicts and five road games this season; his 400th at CU was also the 1,000 of his professional career. At their current school, only Bob Robertson, Washington State (552 at the time) and Bill Hillgrove, Pittsburgh (535) had called more games than Zim, who was tied for fourth in the number of years calling major college football for the same team (42nd season) behind Robertson (49th), Hillgrove (46th) and Don Fischer, Indiana (43rd; South Carolina's Tommy Suggs was also in his 42nd year). In 2009, Zim was honored as the 15th recipient of the Chris Schenkel Award, which recognizes those who have enjoyed a long and distinguished career broadcasting college football at a single institution (he called a total of **570** college games, including 50 for Michigan and 34 for CSU).

OTHER DINOSAURS: **Jon Burianek**, who retired as senior associate AD in June 2006 and then briefly rejoined the department on a contract basis in 2013, worked **444** CU football games, including a run of **415** in a row (229 of which were at home). **SID Dave Plati** has worked **455** overall (a streak of **410** dating from the '83 finale to the sixth game of 2017; a streak of **240** straight home games is intact); **Darian Hagan** has been a part of **246** (100 in two stints as an assistant coach, 62 as a football staff member, 35 as the Alumni C-Club director and 49 as a player); and **Gary Barnett**, now an analyst with KOA, has worked **221** (106 as an assistant coach, 87 as head coach and 28 on the radio). The late **Fred Casotti**, the school's longtime SID/associate AD from 1952-87, witnessed **477** CU football games in person prior to his passing in 2001; included within that was **268** in a row at Folsom Field. The record by a coach is held by **Brian Cabral**, who, including his playing days (46 games), was a part of **340** CU games (the last 294 in a row); former facilities man **John Krueger** worked 325 in all (1980s to 2012). Then there are CU's "Super Twins," **Betty Hoover** and **Peggy Coppom**, who have been to all but handful of CU's home games — since 1940 (they're 93). And the late **F.M. "Dutch" Westerberg** is the all-timer; the long-time season ticket holder saw *every* CU home game (**394** of 'em) from 1921 until 1999, when he passed away at the age of 94.

STAT CREW: **Jack Landon** (son of one-time presidential candidate Alf Landon) completed his 45th year as a member of the CU football stat crew in 2017; he joined the basketball crew in 1971 and then football two years later. Virginia did a survey on longest tenured state people, and Jack is 18th nationally.

NFL SCOUT WATCH

Colorado had 23 seniors on its 2017 roster, and as history has indicated, they received plenty of looks from scouts all around the National Football League; scouts/player personnel types pass through Boulder every season for a game and/or practice(s), with over three fourths of the league doing so on average every season. In 2016, **28** teams scouted the Buffs in person at games, and in 2017, **26** teams have: Arizona, Atlanta, Baltimore, Buffalo, Carolina, Chicago, Cleveland, Dallas, Denver, Detroit, Houston, Indianapolis, Kansas City, L.A. Chargers, L.A. Rams, New England, New Orleans, N.Y. Giants, N.Y. Jets, Oakland, Philadelphia, San Francisco, Seattle, Tampa Bay, Tennessee and Washington. Not including camps or practices, **893** scouts have attended Colorado games since 2000 (home, road and neutral sites). At the 2016 UCLA game in Boulder, the record for a CU game occurred: **31** scouts from 20 teams were in attendance for the game (20 at USC this year).

PLAYING ON SUNDAY: IN-THE-PROS

There are **15** former Colorado Buffaloes on the 2017 National Football League as of December 17, six more than at the end of 2016. Colorado has had **242** players all-time go on to make an active NFL roster and **270** all-time draft picks, which ranks as the fourth most among Pac-12 programs and the 22nd overall. CU had continually been one of the top 20 producers for the last quarter century of NFL talent and at one time in the late 1970's had the most active players (47) of any school in the nation. The last time Colorado was in the top 10 in players produced was in 2002 (10th, 29). The active list (KEY: **Exp.**—denotes number of years in the league; **i**—on injured reserve/physically unable to perform; **p**—practice squad):



Player	Pos.	Team	Exp.
Chidobe Awuzie	CB	Dallas Cowboys	R
David Bakhtiari	OT	Green Bay Packers	4
Ken Crawley	CB	New Orleans Saints	1
Mason Crosby	PK	Green Bay Packers	10
i —Jimmie Gilbert	OLB	San Francisco 49ers	R
Daniel Munyer	OG-C	Arizona Cardinals	1
i —Stephone Nembot	OT	Baltimore Ravens	1
p —Will Pericak	OG	Buffalo Bills	3
Paul Richardson	WR	Seattle Seahawks	3
Jimmy Smith	CB	Baltimore Ravens	6
Nate Solder	OT	New England Patriots	6
p —Nelson Spruce	WR	Chicago Bears	1
Tedric Thompson	SS	Seattle Seahawks	R
Josh Tupou	DT	Cincinnati Bengals	R
Ahkello Witherspoon	CB	San Francisco 49ers	R

Joe Bleymaier	QC/Offense	Kansas City	QC/MacIntyre Staff, 2013-15
Tom Cable	OL/AHC	Seattle	Asst. Coach, 1998-99
Moses Cabrera	Str/Cond	New England	Asst. S&C Coach, 2010
Karl Dorrell	WR	N.Y. Jets	Asst. Coach, 1992-93, 95-98
Jon Embree	TE/AHC	San Francisco	Player '83-86/Asst. Coach '91-02
			Head Coach 2011-12
Andre Gurode	DL Asst.	Dallas	Player, 1998-2001
James Hardy	Str/Cond Asst.	New England	Asst. S&C Coach, 2008-16
Nick Holz	WR Asst.	Oakland	Player, 2003-06
Vance Joseph	Head Coach	Denver	Player, 1990-94
			Asst. Coach, 2002-03
Steve Marshall	OL	N.Y. Jets	Asst. Coach, 2000-01, 11-12
Chris Morgan	OL	Atlanta	Player, 1995-99
Robert Prince	WR	Detroit	Asst. Coach, 2010
Chris Strausser	OL	Denver	Asst. Coach, 2006
Chris Wilson	DL	Philadelphia	Asst. Coach, 2000-04

IN CAMPS BUT WAIVED

Player (cut date)	Pos.	Team	Exp.
Jordan Carrell (9/02)	DT	Dallas Cowboys	R
Justin Drescher (8/30; inj.)	LS	New Orleans Saints	7
Sefo Lufau (9/02)	QB	Tampa Bay Buccaneers	R
Kenneth Oluogbode (9/02)	ILB	Cleveland Browns	R

COACHES

Name	Pos.	Team	Tie To Colorado
Eric Bieniemy	OC/RB	Kansas City	Player, 1987-90; Asst. Coach, 2000-02, '11-12

PLAYER PERSONNEL/DEVELOPMENT

Name	Team	Tie To Colorado
Malcolm Blacken	Washington (Dir., PD)	Strength Coach, 2011-12
Jordan Dizon	Denver (Scout)	Player, 2004-07/Butkus runner-up
Dave McCloughan	Oakland (Asst., PP)	Player, 1987-90
Bob Morris	San Francisco (Scout)	Player, 1973-76
Matt Russell	Denver (Dir., PP)	Player, 1992-96/Butkus Award
Duke Tobin	Cincinnati (Dir. PP)	Player, 1992-93
Patrick Williams	Baltimore (Personnel Asst.)	Player, 2005-08
Omar Young	Green Bay (QC)	Quality Control, 2013-14

CANUCKS: Two former Buffs are playing in the Canadian Football League. **CB Greg Henderson** is in his second year with the Montreal Alouettes; **ILB Kenneth Oluogbode** is in his first year with the Calgary Stampeders.

DAD PLAYED ON SUNDAYS: Six players are the sons of former National Football League players: **DL Terran Hasselbach** (father Harald played with Washington and Denver); **ILB Drew Lewis** (father Will played with Seattle and is now the director of scouting for the Kansas City Chiefs); **OLB Derek McCartney** (father Shannon Clavelle, Green Bay); **QB Steven Montez** (father Alfred, Oakland); **CB Isaiah Oliver** (father Muhammad, five years with as many teams: Denver, Green Bay, Kansas City, Miami, Washington); and **ILB Jacob Stoltenberg** (father Bryan played with San Diego, N.Y. Giants and Carolina).

COLORADO HIGH SCHOOL COACHES: Five former Buffaloes are serving as high school head coaches in the state; the five who head prep programs: **Matt Flavin** (Buena Vista), **Phil Jackson** (Sierra), **Dave Logan** (Cherry Creek), **Vincent Smith** (Boulder) and **Scott Yates** (Kent Denver).

ALL-TIME CU PRO NOTE: How good was CU's 1994 offense? Ten of the 11 starters were drafted into the NFL (Tony Berti, Rae Carruth, Christian Fauria, Heath Irwin, Chris Naeole, Rashaan Salaam, Kordell Stewart, Bryan Stoltenberg, Derek West and Michael Westbrook), with the 11th signing as a free agent (Lepis). All played, and three even remained on NFL rosters some 11 years later. And six of the '94 defensive starters wound up playing professionally as well.

O-LINEMEN PIPELINE TO THE NFL

CU has been a solid conduit to the NFL League when it has come to offensive linemen and the research below indicates CU may very well be the place to go if an offensive lineman wants to take it to the next level. Dating back to the 1991 NFL draft, or the '87 recruiting class, 29 of 41 players who started at least two years on the Buff offensive line were either drafted or signed as free agents. The list is impressive (with three others who started just one season):

Player	Pos	Full Years		NFL (Round or FA)
		As A Starter		
Stephane Nembot	OT	(4)	2012-15	Baltimore (FA)
Daniel Munyer	C/G	(3)	2012-14	Kansas City (FA)
David Bakhtiari	T	(3)	2010-12	Green Bay (4)
Ryan Miller	G	(5)	2007-11	Cleveland (5)
Nate Solder	T	(3)	2008-10	New England (1)
Daniel Sanders	G/C	(3)	2006-08	St. Louis (FA)
Edwin Harrison	G/T	(3)	2005-07	Kansas City (FA)
Tyler Polumbus	T	(3)	2005-07	Denver (FA)
Brian Daniels	G	(4)	2003-06	Minnesota (FA)
Mark Fenton	C	(3)	2004-06	Denver (FA)
Clint O'Neal	T	(2)	2004-05	Washington (FA)
Sam Wilder	T	(2)	2003-04	Dallas (FA)
Marwan Hage	G/C	(3)	2001-02-03	Jacksonville (FA)
Wayne Lucier	G/C	(2)	2001-02	N.Y. Giants (7)
Justin Bates	T/G	(3)	2000-01-02	Dallas (7)
Andre Gurode	G/C	(3)	1999-00-01	Dallas (2)
Victor Rogers	T	(3)	1999-00-01	Detroit (7)

Player	Pos	Full Years		NFL (Round or FA)
		As A Starter		
Brad Bedell	G	(2)	1998-99	Cleveland (6)
Shane Cook	T	(2)	1998-99	New Orleans (FA)
Ryan Johannngmeier	G/T	(3)	1997-98-99	Atlanta (FA)
Melvin Thomas	G/T	(3)	1995-96-97	Philadelphia (7)
Chris Naeole	G	(3)	1994-95-96	New Orleans (1)
Heath Irwin	G	(3)	1993-94-95	New England (4)
Bryan Stoltenberg	C	(4)	1992-93-94-95	San Diego (6)
Derek West	T	(3)	1992-93-94	Indianapolis (5)
Tony Berti	T	(2)	1993-94	San Diego (6)
Jay Leeuwenburg	C	(3)	1989-90-91	Kansas City (9)
Mark VanderPoel	T	(3)	1988-89-90	Indianapolis (4)
Joe Garten	G	(4)	1987-88-89-90	Green Bay (6)
One-Year Starters:				
Tom Ashworth	T	(1)	2000	New England (FA)
Ben Nichols	G	(1)	1998	Atlanta (FA)
Ariel Solomon	T	(1)	1990	Pittsburgh (10)

CROSBY WATCH

PK Mason Crosby ('06) is the Green Bay Packers' all-time leading scorer both for the regular season and the regular and postseason combined; he set the record with a 21-yard field goal late in the Packers' 27-17 win over Seattle on Sept. 20, 2015, his 13th point of the night (he made all four field goal tries in the game, including a 54-yarder, and an extra point). He now has scored **1,345** points in 176 regular season games (**35th** in NFL history) and **137** in 18 playoff games for a total of **1,482** (through the 2017 season; he also made an NFL record 23 straight field goals in the postseason). Crosby also holds both Packers' field goal marks (**275** regular season, 26 postseason). Crosby, of course, is CU's all-time leading scorer with 307 points.

➔ How many players have led a professional team and their college alma mater in scoring (regular season and playoffs combined)? The list is short (six including Crosby): **PK Jason Elam**, Denver Broncos/Hawai'i (1,870/395); **PK Stephen Gostkowski**, New England Patriots/Memphis (1,384/369); **PK Martin Gramatica**, Tampa Bay Buccaneers/Kansas State (640/349), **WR Jerry Rice**, San Francisco 49ers/Mississippi Valley State (1,244/310); and **PK Jeff Wilkins**, St. Louis Rams/Youngstown State (1,300/373).

ALL-TIME FWAA ALL-AMERICAN TEAM: The Football Writers Association of America placed Crosby on the second-team of its All-Time All-America Team, announced in conjunction with the group's 75th anniversary in August 2015.



A LONG LINE OF WALK-ONS HAVE RISEN TO FIRST-TEAM AT COLORADO

After the NCAA reduced the number of scholarships from 95 to 85 (completed in 1992), more and more players have had to make their bones starting as walk-ons. Here's a short list (38 count) of some of the standout former and current walk-ons who rose to first-team status at Colorado:

Player	Pos	First Season	Letters	Notes
Willie Beebe	FB	1978	4L	Solid blocker who scored nine career touchdowns as a bruiser near the goal line
Kyle Rappold	NT	1985	3L	Known as the "trash compactor" for his stature, the Fort Lewis transfer clogged the run
Jeff Campbell	WR/KR	1986	4L	Earned scholarship second day of freshman camp; played five years in the NFL
Ken Culbertson	PK	1986	3L	Scored 98 points in CU's 11-0 run in '89 season, making 59-59 PAT and 11-17 FG
David Gibbs	CB	1986	4L	Solid corner and special teams performer, now coaching with NFL Kansas City Chiefs
Mark Henry	WR	1987	3L	Big play guy with 18 career catches for 416 yards, or 23.1 per catch
Robbie James	WR	1987	1L	Threw TD pass on third down FG fake at Oklahoma State to lead CU to 16-12 win in 1991
Charles Johnson	QB	1987	2L	Often subbed for an injured Darian Hagan, earning Orange Bowl MVP honors in '91 vs. Notre Dame
Erik Norgard	C	1987	2L	Walked on in the spring after transferring from Western Washington; All-Big 8 as a senior
Chris O'Donnell	LB/SN	1987	4L	Solid as a rock at long snapper on special teams all four years
Keith Miller	FB	1992	2L	From tiny Ovid, Colo., he was a solid blocking back. Now an opera singer with the MET.
Ryan Black	SS	1993	4L	Led team in tackles as a junior in 1996 with 154 (78 solo)
Ryan Sutter	FS	1993	3L	CU's all-time special team points leader, led Buffs in tackles (170, 98 solo) in 1997
Neil Voskeritchian	PK	1993	2L	Won the starting placekicker job in 1994, finished career ninth in scoring at CU (161 points)
Nick Pietsch	P	1996	4L	Led CU in punting in 1997-98-99, finished with a career average of 39.9
Beau Williams	TE	1998	2L	Primarily a blocking tight end, played a big role on CU's 2001 Big 12 title team
D.J. Hackett	WR	2001	2L	Walked on after CS-Northridge dropped football; led CU in receiving in '03, four-year NFL veteran
Tom Hubbard	FS	2001	2L	Defensive MVP of the 2004 Houston Bowl with two interceptions
Evan Judge	WR	2001	4L	Caught 69 balls for 903 yards to finish in top 20 in receiving yards
John Torp	P	2001	3L	Finished second for the '05 Ray Guy Award; set a school records with 205 punts, 65 inside the 20
Paul Creighton	TE	2002	4L	Also saw action at FB, he primarily was a
Greg Pace	SN	2002	4L	Took over all special team snapping chores early as a freshman and handled through senior year
Joel Klatt	QB	2003	3L	Former infielder in Padres organization went on to set 44 CU passing and total offense records
Cody Crawford	WR	2004	3L	Has cracked the school's all-time lists in catches and yards
Jeff Smart	ILB	2005	4L	Earned a scholarship 3 games into the 2007 season, first LB to do so under Cabral; second most tackles by a WO
Scotty McKnight	WR	2006	4L	First freshman WR to ever lead CU in receiving (43-488, 4 TD), finished first in career receptions and third in yards
Aric Goodman	PK	2008	3L	In his first season, he was awarded a scholarship after making the game-winning FG versus West Virginia
Jason Espinoza	WR	2008	3L	Suffered two breaks to his collarbone in '08, playing briefly in-between; co-first team WR in '09
Dustin Ebner	WR	2009	3L	Primarily on special teams until his senior year, when he became a regular in the rotation and caught his first TD pass
Keenan Stevens	C	2009	2L	Pressed into duty in the season opener due to injury, he soon became a fixture and started 10 games
Alex Wood	FB	2009	2L	Hybrid tight end/fullback worked exceptionally hard and became the first player from Steamboat to start in decades.
Scott Fernandez	TE	2010	2L	Ascended to the top of the depth chart his senior year ('13); first career catch was fifth longest (71 yards vs.UA).
Travis Sandersfeld	DB (N)	2010	4L	One of the CU's top perennial special teams performers, he emerged as the starting nickel back for 5 games in 2010
David Goldberg	DE	2011	3L	Coaches cited how hard he worked daily in practice and assumed a starting spot midway through his senior year
Darragh O'Neill	P	2011	4L	Had more punts (74) than any other freshman at CU, with his 42.3 average second best by a frosh in the NCAA
Ryan Moeller	FS	2013	2L	Starred at Rifle HS in the middle of the Colorado Rockies, top special teams performer and had 14 UT in first start
Colin Johnson	H	2015	1L	He earned the holder position in spring drills
T.J. Patterson	QB	2016	1L	He earned the holder position in spring drills

THE VERTICAL GAME (EXPLOSION PLAYS)

CU, as in the case with most teams, often is most dangerous on offense when the unit can strike for the big play both via the rush and pass. Colorado had 57 "explosion" plays in 2016, or ones that gained 20 or more yards; that was the most by a CU team since 2007 (49 in 2017). Here's a look at CU's 20-plus plays in recent memory, not including bowls, going back to 1994, when CU had a high of 76 plays over 20-yards, almost equal in nature (37 rush, 39 pass):

Season	Total	Rush	Pass	Season	Total	Rush	Pass	Season	Total	Rush	Pass	Season	Total	Rush	Pass	Season	Total	Rush	Pass
1994	76	37	39	1999	57	12	45	2004	48	13	35	2009	44	7	37	2014	48	12	36
1995	61	11	50	2000	38	8	30	2005	54	16	38	2010	43	11	32	2015	50	15	35
1996	64	12	52	2001	58	21	37	2006	35	18	17	2011	56	14	42	2016	57	16	41
1997	46	9	37	2002	58	35	23	2007	58	18	40	2012	36	9	27	2017	49	11	38
1998	40	11	29	2003	47	5	42	2008	40	8	32	2013	42	5	37				

BUFFS ON ESPN'S GAMEDAY

Colorado has hosted ESPN's College GameDay three times (Sept. 23, 1995 vs. Texas A&M, Oct. 28, 1995 vs. Nebraska, Sept. 14, 1996 vs. Michigan); the Buffs have been the visiting team on three occasions as well (Oct. 29, 1994 at Nebraska, Sept. 30, 1995 at Oklahoma, Sept. 13, 1997 at Michigan).

STAT SHOTS

Here are some interesting statistical bullets about Colorado football:

- ➔ **30+.** In its history, Colorado is **319-25-1** when scoring 30 or more points (4-2 in 2017, 6-0 in 2016), along with records of **231-9** with 35-plus points and **214-7** with 36-plus, **189-5** with 38-plus and **120-2** with 43 or more tallies. The seven losses with 36 or more points came to Air Force (58-35 in 1968), Oklahoma (82-42 in 1980), Stanford (41-37 in 1993), Toledo (54-38 in 2009), Kansas (52-45 in 2010), Utah (42-35 in 2012), California (59-56 in 20T in 2014) and Arizona this year (45-42). CU has played **1,237** games in its history, registering point totals of every number between 0 and 70 except 1 (duh!) and 68, and has hit 75 and 109 above that mark.
- ➔ Colorado is **117-113-3** in its last **233** league games: within this record is a 25-game span in which CU did not lose a conference game, the fourth longest streak all-time in the Big Eight (1958-1995). Colorado was 23-0-2 during that run. Colorado, however, is **15-48** as a member of the Pac-12.
- ➔ **30 points / 3 TDs.** Colorado has scored 30 or more points in **147** of its last **346** games, posting a **126-20-1** record; the Buffs have scored at least three touchdowns in **226** of these games dating to the start of 1989; in this time frame, CU is **27-101-2** when held to two or fewer touchdowns.
- ➔ For years, the mark of a strong CU team was that the Buffaloes routinely averaged six or more yards on first down. Technically the last time the Buffs averaged six or more for a season was in 2001, their Big 12 Championship year (6.7; CU did average **5.98** per first down play in 2016). Colorado did it six times between 1989 and 1997, including a team record best of 7.2 in both 1989 and 1994.
 - ➔ Since 1966, CU has averaged less than **4.3** just seven times (last in 2012) and less than 4.1 once—3.5 in 1979. In 2012, the Buffs averaged **4.25** yards on first down, their lowest number since that 3.5 figure in 1979.
 - ➔ In 2013, in MacIntyre's first season, the Buffs had their best average on first down in years: CU averaged **5.83**, their best since 2001 (6.7). In 2014, the average was **5.36** and in 2015 it was back up to **5.76**. So with the **5.98** figure in 2016, it improved almost every year.
 - ➔ In **2017**, the Buffs averaged **5.71** per 397 first down plays.
- ➔ Dating back to the fifth game of the 1999 season, an OT win over Missouri, the Buffs have **61** scores by return, or non-offensive scores, in the last 19 seasons (highs of eight in 1999 and 2002). Since the '95 opener and including postseason, CU has **80** scores by return in **280** games (73 regular season, seven bowl). *Twelve in the MacIntyre Era (5 in 2013, 2 in 2015, 4 in 2016, 2 in 2017).*
- ➔ **200/200.** Colorado has accomplished the 200 "double-double," that is 200 yards both rushing and passing **49** times in the last **307** games, dating to 1993), having accomplished it **13** times under MacIntyre (9-4). CU averaged over 200 in each for the season in 1993, 1994 and in 2001 (and threatened to do it in 2016). The Buffs are **48-7** since 1981 when they have reached the 200 plateaus in both and **56-10** overall. *Prior to '93, CU had accomplished the feat only 19 times in its first 929 games in its history.*
- ➔ **600+.** Colorado is **17-1** all-time in games when it has gained 600 or more yards on offense; the first loss was last year when the Buffs had 630 in the 59-56 double overtime loss at California on Sept. 27, 2014. CU is **2-0** under MacIntyre (Nicholls State, 2015; Washington State, 2016).
- ➔ **Grass.** Colorado is **91-97** in its last **188** games on grass, including a **59-56** mark at home (though **9-3** in the last 12 games at Folsom), dating back to the 1999 season when Folsom Field converted back to grass (CU is **12-7** on grass over the last two seasons).
- ➔ **Artificial Turf.** Colorado is **99-62-3** in its last **164** games on non-grass fields dating back to 1989, including a **65-45-3** mark in conference games. CU was **1-2** in 2017 (and is **6-12** under MacIntyre).
- ➔ **First Quarter Dominance.** Dating to the start of 2016, Colorado has been fairly dominant in the first quarter: the Buffs have outscored its opponents **203-128**, with an edge in total offense of **2,857-2,342** (**plus-3** in TO margin).
- ➔ **Goal-to-Go Situations:** Under MacIntyre, the Buffs have scored in **93** out of **105** situations when it has been first-and-goal. This includes **78** touchdowns and **15** field goals, thus the TD percentage is **83.9** and the overall percentage is **88.6**. The **12** non-scores: six fourth down misses, four missed field goals (from 26, 28, 31 and 33 yards) and two turnovers.
- ➔ **Third & Short.** Colorado is **186-of-309** (**60.2** percent) on third down with three or less yards to go under MacIntyre; **92-of-123** on 3rd-&-1, **63-of-106** on 3rd-&-2 and **31-of-80** on 3rd-&-3. In the same situations, the opponent is **170-of-270** (**63.0**, including **78-of-103** on 3rd-&-1).
Third & Long (11-plus): Colorado is **16-of-158**, Opponents **31-of-148**.
- ➔ **No Turns or Sacks.** Dating back to 1972, Colorado is **17-3** in games when not allowing a sack or committing a turnover (**2-2** under MacIntyre, including the 27-23 loss to UCLA this season). In these 20 games, the Buffs have outscored the opponent by **795-422**, with only five games decided by less than 17 points.
- ➔ **Turnover Free.** Colorado has played **80** turnover-free games dating back to the 1946 season, owning a record of **52-24-4** in those games (**2-1** in bowls). Under MacIntyre, CU is **8-5** in miscue-free contests (**3-0** in 2016, **2-2** in 2017).
- ➔ **Time Spent In The Lead.** The Buffaloes held leads in 11 of 14 games in 2016 (two-score leads in 10 of those), and were ahead for a total of **457:20** on the season. That's the second-most by a hair in the 21 years CU has tracked the stat (CU led for 458:01 in 1996—a 12-game season including the bowl).
 - ➔ In 2017, CU held the edge up until the season finale at Utah, and for the year, the opponent wound up with a **302:13** to **285:30** (tied 132:17).
- ➔ Between 2010 and 2013, opponents had **279** plays of 20 yards or more, earning a combined **8,651** yards (31.0 yards per); the average annually has always hovered around 30 yards, which makes sense since the cutoff is all plays of 20 yards or longer. But it's the count that's the concern: in 2008, opponents had just **44** plays of 20-plus, followed by **53** (2009) and **50** (2010); those counts ballooned to **75** in 2011 and **81** in 2012.
 - ➔ Under MacIntyre, the number has been dwindling: in his first season (2013) opponents had **73** plays of 20 yards or more (out of 924, 7.9%), netting **2,316** yards (**31.7** per); in 2014, opponents had **72** plays of 20-plus (8.5 percent of the 845 overall), with those collectively gaining **2,456** yards (1,472 pass/984 rush, **34.1** per). And in 2015, opponents had **65** plays of 20 or more yards (of 948, 6.9%, totaling **2,242** yards (still **34.5** per).
 - ➔ In 2016 (13 games), a noticeable difference: CU allowed **49** plays of 20-plus for **1,548** yards (31.6 per, but 5.4% of plays yielding 36% of yards).
 - ➔ It was feast or famine for the opponent in **2017**: it had **62** plays of 20 or more yards that totaled **2,052** yards (a whopping **33.1** yards per); the other **822** plays netted **3,355** yards (or **4.1** per).
- ➔ The Buffs averaged **439.2** yards per game in 2014, in part thanks to a school record eight games in a row with **400** or more, with an average **284.6** yards through the air. Colorado has averaged 400 or more yards per game over the course of an entire season 16 times, including three of the last four seasons (417.6 in 2017), with the school record of 495.3 set during the 1994 season.
 - ➔ The Buffaloes have averaged over 300 yards passing in a season just once — 303.5 — in 1996, and came close the year before (297.2) and in 1992 (297.4); otherwise, CU has thrown for 250 or more per game just four times, including 2014 and 2016 (254.4).
- ➔ Colorado rarely folds when the opponent is faced with a 3rd-and-20 or longer. Dating back to 1993, opponents are just **5-of-126** on 3rd-and-20 or more. The Buff defense have had streaks of 51 and 30 in this span (Stanford is the last team to convert one, in 2011; the opponent is now **0-of-17** since). The CU offense is **12-of-142** when it's faced with 3rd-and-20 plus in the same span (last converting on a 3rd-&-27 in the Alamo Bowl against Oklahoma State).
- ➔ CU scored in **35** of **48** quarters this year (**43** of **56** quarters in 2016), and in **185** of **252** under MacIntyre (75 percent).

TRENDS

MacINTYRE ERA (2013-PRESENT)

Mike MacIntyre took over the Buffalo program in 2013; here are some numbers through 61 games (25-38 record, including the Alamo Bowl):

Category

➤ When winning the coin toss	17-21
➤ when scoring 20 or more points (3-16 when not)	22-22
➤ when scoring 30 or more points	18- 8
➤ when scoring 40 or more points	14- 2
➤ when scoring 50 or more points	1- 1
➤ when holding opponent to 17 points or less	13- 0
➤ in games decided by 7 points or less	7-12
➤ with two or fewer turnovers (8-5 with zero)	22-26
➤ when turnover margin was plus or even	21-14
➤ when not throwing an interception or allowing a sack	4- 2
➤ when scoring first (7-27 when not)	18-11
➤ when running 90 or more plays	2- 7
➤ when leading at halftime	18- 7
➤ when trailing at halftime (2-2 when tied)	5-29

Category

➤ when leading after three (2-33 trailing, 4-1 tied)	19- 4
➤ when holding opponent under 70 plays	12-10
➤ when holding opponent under 100 yards rushing	10- 1
➤ when holding opponent under 300 yards offense	12- 0
➤ when rushing for 100-plus yards (15-6 in last 21)	25-22
➤ when rushing for 200-plus yards	13- 5
➤ when rushing for 250-plus yards (1-0 300-plus)	7- 1
➤ when rushing for more yards than passing	7- 6
➤ when averaging 6.0 or more yards on first down	13-14
➤ with a 100-yard rusher	12- 6
➤ when rushing and passing for at least 200 yards	9- 4
➤ when passing for 200-plus yards	19-25
➤ with 400-plus yards total offense	17-14
➤ with 500-plus yards total offense (2-1 with 600-plus)	11- 5

TRENDS II

1985-2017

Since 1985, when the Buffs returned to their traditional winning ways after six frustrating years from 1978-84, Colorado is **218-182-4**; in these 404 games spanning the last 33 seasons, CU has posted the following records (including bowls):

◆ with 400-plus yards total offense	127-39-2	◆ when holding opponent under 300 yards total offense	102-20-1
◆ with 500-plus yards total offense	65-11-0	◆ when leading at halftime	172-33-2
◆ when converting 50 percent or better on 3rd down	89-15-1	◆ when leading after three quarters	178-25-3
◆ when punting three or fewer times	74-28-1	◆ when scoring 24 or more points	178-46-2
◆ with zero turnovers (163-78-2 with two or fewer)	44-21-2	◆ when held to 13 points or less	4-64-0
◆ when holding opponent to 17 points or less	125-19-1	◆ when not committing a turnover or allowing a sack	17- 3-0
◆ when holding opponent under 100 yards rushing	109-15-1	◆ when holding edge in 1st downs & possession time	124-37-2

TRENDS III

1989-2017

Since 1989, when the Buffs became a regular in the national rankings for the next 16 seasons, Colorado has posted an overall record at **190-164-4**. Here are some trends during this time frame (358 games over the last 29 seasons, including bowls):

➤ when running more plays than the opponent	111-66-3	➤ when rushing for 200-plus yards	96-11-1
➤ with 400-plus yards total offense (60-11 with 500-plus)	113-39-2	➤ when rushing for 250-plus yards	63- 3-1
➤ when scoring 30 or more points	126-20-1	➤ when rushing for 300-plus yards	34- 1-1
➤ when leading in possession time (62-101-1 when not)	128-63-3	➤ when rushing and passing for at least 200 yards	46- 7-0
➤ when making 20-plus first downs	125-63-1	➤ when passing for 200-plus yards	109-88-2
➤ when converting 50 percent or better on 3rd down	75-13-1	➤ when passing for 300-plus yards (11-3-1 400-plus)	37-29-1
➤ when scoring first	120-45-1	➤ when passing for more yards than rushing	100-136-2
➤ with zero turnovers (146-102-2 with two or fewer)	38-20-2	➤ when holding edge in 1st downs & possession time	107-37-2
➤ when holding opponent to 17 points or less	100-13-1	➤ when holding edge in field position	142-42-1
➤ when holding opponent under 100 yards rushing	93-15-1	➤ when not committing a turnover or allowing a sack	16- 3-0
➤ when holding opponent under 300 yards total offense	80-15-1	➤ when out-rushing the opponent	152-22-3
➤ when average field position is CU 30+ (27-3 40+)	130-60-2	➤ when owning the edge in return yards	134-56-2
➤ when play selection is 50 percent rushing calls	156-53-2		

TURNOVER ANALYSIS / MAC ERA

Most head coaches believe that when it comes to turnovers, they are one of the single most important factors in winning or losing ball games. Statistics back up the argument, as the below shows that it is definitely better to take than to give in the four-plus seasons Mike MacIntyre has been head coach. A closer look:

MacIntyre Era	Turnovers	Turnovers	+/-	Scoring Off Turnovers		
	Committed	Forced		PF	PA	+/-
25 WINS	29	51	+22	147	68	+ 79
38 LOSSES	71	43	-28	83	291	- 208
63 GAMES	100	94	- 6	230	359	- 129

POST BYE WEEKS

Colorado is **26-22** in games following a bye week since 1948, when the Buffaloes joined the Big Seven Conference; CU stopped playing Denver in an annual Thanksgiving game that year and byes became much rarer. In fact, the Buffs had just five bye weeks between 1948 and 1984 (going 3-2; one was created in 1963 after the assassination of JFK). Since 1985, CU has had at least one bye in 29 of 32 seasons, with two weeks off 11 of those years and one season with three idle Saturdays (2001, due to the Sept. 11 terrorist attacks). CU is **23-20** in games following byes dating back to 1985, which includes a **1-5** mark as a member of the Pac-12 (losing to Arizona State in 2012, at Oregon State in 2013, at USC and Oregon in 2014 and at Utah in 2017; and the first win over UCLA in 2016).

2017 ANNIVERSARIES

The annual listing of what happened years ago, or anniversaries of 5, 10 and 25-year increments:

- 1892** (Feb. 10, 1893) This result was tacked on to the 1892 season: Colorado A&M challenged the University of Colorado to a game ... Oops, CU wins big in Fort Collins, 70-6, with it enabling the Silver & Gold to finish with their first winning record (3-2) in year three of their history.
- 1897** Every school has years like this and the NCAA counts the wins: in a 7-1 season, CU is 3-0 against DPL school (East, West, Manual), topples Mines, an Athletic Club from Littleton and the infamous Denver Wheel Club, though did beat Colorado College before ending the season with a loss to the Denver A.C.
- 1902** **Fred Folsom** coaches the Buffs to a 5-1 mark, including an 11-6 win over Colorado A&M; there's no available account of the game, but this was in the span of 1898 through 1903 where both touchdowns and field goals were worth five points and a PAT one, so CU had at least one TD/PAT... or three safeties.
- 1907** The 105th anniversary of the weirdest score in CU's football history: on Thanksgiving Day, Mines beats CU in Denver, 5-4 (field goals were back at 4 points, so it was either one of those or two safeties).
- 1912** Colorado A&M beats CU, 21-0, six months to the day of the Titanic setting sail; Colorado takes it out on Wyoming a week later, winning 75-0 in Boulder.
- 1917** After leading CU to a 1-5-1 mark in his first year, **Bob Evans**, the successor to **Fred Folsom**, pilots the team to a 6-2 mark and then leaves the profession.
- 1922** CU travels by train to Kansas where it succumbs, 39-6, then travels back for a Thanksgiving Day game just five days later and manages to beat Mines, 16-0.
- 1927** (Oct. 8) At the same time the '27 Yankees defeat Pittsburgh, 4-3, to win the World Series and finish 114-44 on the year, CU falls at Montana State, 12-6.
- 1932** **William Saunders** takes over the coaching reins from **Myron Witham** (who went 63-26-7 from 1920-31), and CU goes 2-4 in his first season.
- 1937** **Byron White** is named CU's first All-American in football, captivating the nation with his feats leading CU to an 8-0 regular season record and its first bowl game (Cotton Bowl, where Rice defeats CU, 28-14). White led the nation in rushing, scoring and all-purpose yards.
- 1942** The Buffs go 7-2, tie for the Mountain States title with Utah (though losing 13-0 to the Utes) in the last season before World War II brings the sport to a near standstill with many CU players, as was the case nationwide, enlisting to fight; many returned to play and graduate later in the decade.
- 1947** CU's last year in the Mountain States, as the Buffs announced earlier in the summer they were joining the Big 6/Missouri Valley Conference (to make it the Big 7); CU goes 3-3 in league play, but loses the season finale on Thanksgiving at Denver, 26-20, before the largest crowd in the series (28,063).
- 1952** (Sept. 27) The only blemish on Oklahoma's incredible 63-0-1 record in Big Seven and Eight conference play between 1947-1958 came on this day in Boulder: CU's **Zack Jordan** was a one-man wrecking crew for the Buffaloes in a 21-21 tie with the No. 4 Sooners. He scored on runs of 10 and 6 yards and caught a 16-yard touchdown pass from Lee Venzke with 11:50 remaining to put CU ahead, 21-14; OU tied it on a Billy Vessels 1-yard run with 1:51 left and the PAT; Frank Bernardi broke free for a 22-yard run to the Sooner 21 on the game's last play, as time ran out before CU had a chance to win it.
- 1957** **Bob Stransky** earned All-America honors, finishing second in the nation in rushing with 1,097 yards (CU led the nation with 322.4 yards per game); an Interesting year: CU opens 3-1-1 but isn't ranked until it falls in game six at Oklahoma, 14-13; edged at home by Missouri 9-6, CU falls out of the rankings but doesn't reappear despite closing with three blowout wins at Colorado State (20-0) and Nebraska (27-0), and over Iowa State at home (38-21).
- 1962** Devastated by NCAA penalties, Bud Davis ('51) takes over for Sonny Grandelius as head coach for just the '62 season to right the program; the team didn't know he was a one-year wonder until he told them the morning of the last game, and the Buffs go out and upset Air Force, 34-10, to end a 2-8 year.
- 1967** Eddie Crowder coaches the Buffs back into the postseason, where CU defeated Miami, Fla., in the Bluebonnet Bowl, 31-21, to finish 9-2. CU was 5-2 in Big 8 play, finishing second to Oklahoma (the Sooners won the head-to-head matchup 23-0 in Norman a week after Oklahoma State tripped up the Buffs in Boulder, 10-7). The **Anderson** brothers paced CU, senior **Dick** being named an All-American at safety (sixth nationally with seven interceptions) with sophomore **Bobby** passing for 733 yards and rushing for 625 more.
- 1972** (Sept. 30) Thirty-five years ago, some had Colorado pegged to be a national champion contender, but a stunning 38-6 loss at Oklahoma State sidetracked the dream; Oklahoma rolled into town ranked No. 2, but behind **Gary Campbell** and **Jon Keyworth**, the Buffaloes pull off a 20-14 upset. The latter, played on October 22, drew a then-record 52,022 in attendance for any sporting event in the state of Colorado. The Buffs climb back to No. 7 after the win but back-to-back losses to Missouri and No. 3 Nebraska drop CU back into the teens in the rankings, with the 33-10 loss to Huskers played before 52,128, breaking the state mark set just two weeks earlier versus Oklahoma (Mile High wasn't expanded over 50,000 until 1976).
- 1977** (Oct. 1) Colorado's last trip to the Northeast results in a 31-0 whitewash of Army at West Point; CU will finally return to the area on Sept. 6, 2014, playing the University of Massachusetts in Foxboro (home of the NFL New England Patriots).
- 1982** (Sept. 11) **Bill McCartney** makes his coaching debut for the Buffaloes, but California wins a rain-soaked game in Boulder, 31-17, to spoil it; he gets in the win column the next Saturday (Sept. 18) with a 12-0 win against Washington State in Spokane. McCartney took over the program on June 9 after **Chuck Fairbanks** resigned on June 1 to become head coach of the New Jersey Generals of the fledgling USFL.
- 1987** (Oct. 3) **Sal Aunese** makes his starting quarterback debut at Colorado State; in leading CU to a 29-16 win, he rushes 18 times for 83 yards a touchdown and completes 4-of-6 passes for 139 yards and a score. That was a 316.3 quarterback rating for the game (still third best in CU history for a game with five or more attempts). The Buffs rolled to a 26-0 lead early in the second quarter and coasted from there.
- 1992** (Oct. 17) **Mitch Berger's** 53-yard field goal at the gun completes a furious Colorado rally as the Buffs tie Oklahoma, 24-24, in Boulder; it extends CU's unbeaten streak in Big Eight play to 24 games; the streak would reach 25 (23-0-2) before coming to an end with a loss two weeks later at Nebraska.
- 1997** Following a 33-29 loss at Oklahoma State, CU drops out of the polls for the first time since the 1988 season; it ends a 143-consecutive week run being ranked, the eighth longest streak of all-time (at the time). The Buffs lose two family members in the offseason, linebacker **Tyronee Bussey** on January 3 to leukemia and assistant coach (running backs) **Ben Gregory** on April 10 to a heart attack.
- 2002** **TB Chris Brown** rushes for 1,744 yards, third in the nation, but his Heisman hopes are dashed by a late season ankle injury that forced him to miss the better part of three games. **WR Jeremy Bloom** makes his CU debut in style, returning a punt 75 yards for a touchdown the first time he touches the ball as a collegian in the season-opener against Colorado State. CU opens 9-3 in defending its Big 12 North Division title, but drops the league title game to Oklahoma and the Alamo Bowl to Wisconsin to finish 9-5, with the 14 games the most in a single season in school history.
- 2007** The last season the Buffaloes went to a bowl game (Independence); CU defeated both Oklahoma and Nebraska in the same season for a record fifth time (1960-61-89-90-2007); CU rallied from 17 down in the third quarter to beat No. 3 Oklahoma, 27-24 (on a 45-yard **Kevin Eberhart** field goal as time expired) and beat Nebraska in a wild affair, 65-51, qualifying for the postseason with the win.

COLORADO BY THE NUMBERS ALL-TIME HISTORIC

- 6-7** Colorado's record in overtime games (**0-0** in 2017).
- 8** The number of Buffaloes enshrined in the College Football Hall of Fame (six players: Byron White, Joe Romig, Dick Anderson, Bobby Anderson, Alfred Williams, John Wooten, Herb Orvis (to be inducted this December); and one coach: Bill McCartney)
- 16** The number of career interceptions by CU's all-time leader, **S John Stearns** (1970-72).
- 17-3** Colorado's record in games since 1972 when not committing a turnover or allowing a quarterback sack (**0-1** in 2017; **1-0** in 2016).
- 33-10** Colorado's record in games in its history when it has had a 100-yard rusher and a 100-yard receiver in the same game.
- 28** The number of national championships CU has won in its athletic history: 20 skiing, 7 cross country (5 men's/2 women's), 1 football.
- 30** The number of tackles by **LB Jeff Geiser** against Kansas State on Nov. 24, 1973, CU's single game record (5 solo, 25 assists).
- 30** The number of states CU has played a football game in with the most recent addition of Massachusetts in 2014
- 35** The number of career quarterback sacks by CU's all-time leader, **OLB Alfred Williams** (1987-90).
- 42-30** Colorado's all-time record in games decided by one (27-17) or two (15-13) points.
- 53** The number of all-time players who have rushed for 1,000 or more yards in a CU uniform (seventh in the NCAA).
- 54-21** Colorado's record in games against unranked teams in the month of November, dating back to 1989.
- 60** The length of the school record field goal **PK Mason Crosby** made against Iowa State in 2004.
- 62-36** The final score of CU's 2001 win over BCS No. 1 Nebraska, which earned the Buffs the Big 12 North title.
- 64** The length of the pass from **QB Kordell Stewart** to **WR Michael Westbrook** (via **WR Blake Anderson** tip), known as "The Catch" at Michigan.
- 67** The length of **TB Charlie Davis'** TD run against Oklahoma State on Nov. 13, 1971, one that put him over the 1,000-yard mark for the season.
- 67** The length of **TB Rashaan Salaam's** TD run against Iowa State on Nov. 19, 1994, one that put him over the 2,000-yard mark for the season.
- 68** The number of wins Colorado has over teams ranked in the Associated Press weekly polls (23rd most all-time; **45** since 1989, 19th most).
- 72** The number of yards that 64-yard pass was in the air, thrown from the CU 32 to four yards deep in the end zone to rally CU to a 27-26 win.
- 78-15-4** Colorado's record in games from 1989-96, the nation's fourth best overall record in the nation during that time frame.
- 93** The number of wins by Bill McCartney, CU's all-time winningest coach (93-55-5, 1982-94).
- 198, 6** The number of rushing yards and touchdowns, respectively, by **TB Chris Brown** against Nebraska on Nov. 23, 2001 in CU's 62-36 win.
- 231-9** Colorado's all-time record in games when it has scored 35 or more points (**319-24-1** with 30 or more points, with **121-2** with 43 or more).
- 237** The number of players from CU who have played in the National Football League, a top 20 figure nationally.
- 242** The number of consecutive games Colorado scored in between 1988 and 2008, the ninth-longest all-time in Division I football.
- 263** The number of national or regional regular season games CU has had on television since 1990, one of the top 10 figures in the nation.
- 284** The number of receiving yards by **WR Paul Richardson** (vs. California, Sept. 10, 2011), breaking the old mark of **222** first set by **WR Walter Stanley** (vs. Texas Tech, Sept. 12, 1981) and then matched by **WR Rae Carruth** (at Missouri, Nov. 2, 1996).
- 294** The number of career receptions by CU's all-time reception leader, **WR Nelson Spruce** (2012-15).
- 302** The number of times Colorado has been ranked in the Associated Press weekly poll (26th most all-time).
- 307** The number of career points by CU's all-time scoring leader, **PK Mason Crosby** (2003-06).
- 312** The number of wins Colorado has at Folsom Field since it opened on Oct. 1, 1924 (**312-172-10**).
- 342** The number of rushing yards by **TB Charlie Davis** against Oklahoma State on Nov. 13, 1971, CU's single-game rushing record.
- 362** The number of all-purpose yards by **TB Rashaan Salaam** at Texas on Oct. 1, 1994, CU's single-game record (317 rushing, 45 receiving).
- 404** The number of home wins Colorado has in its history (combined between campus fields, Gamble Field and Folsom Field).
- 465** The number of passing yards by **QB Mike Moschetti** against San Jose State on Sept. 11, 1999, CU's single-game passing record.
- 486** The number of games announcer **Larry Zimmer** called on the radio for the Buffaloes, the most by anyone in CU history (retired after 2015).
- 493** The number of career tackles by CU's all-time leading tackler, **ILB Barry Remington** (1982-86).
- 533** The number of passing yards against Northeast Louisiana on Sept. 16, 1995, CU's single-game record.
- 551** The number of rushing yards at Arizona on Oct. 11, 1958, CU's single-game record.
- 700** The number of wins Colorado has in its history (25th most all-time).
- 767** The number of yards of total offense against San Jose State on Sept. 11, 1999, CU's single-game record.
- 1,149** The number of receiving yards by **WR Charles Johnson** in 1992, CU's single-season record.
- 1,237** The number of games Colorado has played in its history (128 seasons of intercollegiate football).
- 2,055** The number of rushing yards **TB Rashaan Salaam** had in 1994 (the fourth at the time with a 2,000-yard season), on his way to the Heisman.
- 3,156** The number of passing yards by **QB Koy Detmer** in 1996, CU's single-season record.
- 3,347** The number of career yards by CU's all-time receiving leader, **WR Nelson Spruce** (2012-15).
- 3,940** The number of career yards by CU's all-time rushing leader, **TB Eric Bieniemy** (1987-90).
- 5,345** The elevation in feet of CU's Folsom Field (field level), the third highest stadium elevation in the FBS (behind Wyoming and Air Force).
- 9,568** The number of career passing yards by CU's all-time passing leader, **QB Sefo Liufau** (2013-16).
- 10,509** The number of career yards by CU's all-time total offense leader, **QB Sefo Liufau** (2013-16).

MONTHLY TAB

Colorado is **61-50-1** in its last **112** November games (**55-38** against all-comers aside from Nebraska, going 6-12-1 against NU in turkey month, and **54-21** against unranked teams; in 2016, Colorado was **4-0** in November for the first time since 1975). The Buffs are **58-57-2** in their last **117** October games dating back to 1989 and are **65-40** in their last **105** September games, a pretty decent record considering the quality of non-conference schedule CU almost annually plays. CU is **5-9** in December games since 1993, including bowls, and is **3-3-1** in August games in its history.

PAC-12 BOWL AGREEMENTS FOR 2017

Here are the Pac-12 bowl agreements that were signed in 2014 and run through the 2020 season; the conference's lineup for the 2017 bowl season:

- | | |
|---|--|
| # 1 Rose Bowl presented by Northwestern Mutual (Jan. 1, if in CFP semifinal; otherwise, see below). | # 4 Foster Farms (Dec. 27 vs. Big Ten) |
| # 2 Valero Alamo (Dec. 28 vs. Big 12) | # 5 Hyundai Sun (Dec. 29 vs. ACC) |
| # 3 San Diego County Credit Union Holiday (Dec. 28 vs. Big Ten) | # 6 Las Vegas (Dec. 16 vs. MW or BYU) |
| | # 7 Cactus (Dec. 26 vs. Big 12) |

Note: If the Pac-12 champion is in the top four of the College Football Playoff poll following the 2017 season it would play in the Rose Bowl as a participant in the CFP semifinals. If the champion is not among those four, it would play in either the Fiesta, Orange, Peach or Cotton bowls.

RANKED "UNDEFEATEDS" FALL AT FOLSOM

Eleven ranked, undefeated teams have lost their "0" in the loss column at Folsom Field since 1989. The last was Kansas in 2009, as the Jayhawks (5-0) hit town ranked No. 17 and lost 34-30. In 2007, Oklahoma (4-0) rolled in ranked No. 3 and left with a 27-24 setback; in 2002, Kansas State came to Boulder ranked No. 13 at 4-0 and lost, 35-31. Two bit the dust in 2001: Nebraska (11-0, No. 1 in the BCS and No. 2 in the polls) fell 62-36 game to the Buffs, as did Texas A & M (5-0, No. 20), 31-21. In 1998, No. 22 Texas Tech (6-0) lost 19-17; in 1995, No. 3 Texas A&M (2-0) lost, 29-21; in 1994, No. 10 Wisconsin (2-0) was crushed, 55-17; and in 1990, No. 12 Washington (3-0) left a 20-14 loser. In 1989, No. 10 Illinois (2-0) lost 38-7 and No. 3 Nebraska (8-0) fell, 27-21. *(Not included is a 43-10 win over No. 23-FCS Charleston Southern in 2013, which came to Boulder with a 7-0 mark.)*

STREAKING

Colorado has active multiple win streaks going against 11 Division I-A schools. The list: **5**—Air Force; **4**—San Jose State; **3**—Colorado State, Minnesota, Oregon State, Utah State, Wyoming; **2**—Iowa, Louisiana-Monroe, Massachusetts and Notre Dame. CU's longest current losing streaks are to Southern California (12), Washington (8), Missouri and Texas (5), and LSU, Michigan, Ohio State and Oklahoma State (3).

THE PRIMO TWENTY-FOUR

Colorado is one of just **24** schools in I-A/FBS history to be able to make the claim of winning (or sharing) a national championship and also having a Heisman Trophy winner. The criteria for national championship consideration included those crowned by the *Associated Press*, the coaches and the BCS; 30 total schools at one point in the past have been able to claim the throne. This prestigious short list (Alabama is the latest to join, doing so in 2009):

School	National Championships	Heisman Trophies	School	National Championships	Heisman Trophies
Alabama	1961-64-65-73-78-79-92-09-11-12-15	2009-15	Nebraska	1970-71-94-95-97	1972-83-2001
Army	1944-45	1945-46-58	Notre Dame	1943-46-47-49-66-73-77-88	1943-47-49-53-56-64-87
Auburn	1957-2010	1971-85-2010	Ohio State	1942-54-57-68-2002	1944-50-55-74-75-95-2006
Brigham Young	1984	1990	Oklahoma	1950-55-56-74-75-85-2000	1952-69-78-2003-08-17
Colorado	1990	1994	Penn State	1982-86	1973
Florida	1996-2006-08	1966-96-2007	Pittsburgh	1937-76	1976
Florida State	1993-99-2013	1993-2000-13	Syracuse	1959	1961
Georgia	1980	1942-82	Texas	1963-69-70-2005	1977-98
Louisiana State	1958-2003	1959	Texas A & M	1939	1957-2012
Miami, Fla.	1983-87-89-91-2001	1986-92	TCU	1938	1938
Michigan	1948-97	1940-91-97	UCLA	1954	1967
Minnesota	1936-40-60	1941	USC	1962-67-72-74-78-2003-04	1965-68-79-81-2002-04-05

Schools with national championships and no Heisman winner are Michigan State (2), Tennessee (2) and Clemson, Georgia Tech, Maryland and Washington (all 1).

THE BUFFS & COLLEGE FOOTBALL HARDWARE

Colorado is in an elite group when it comes to claiming college football's prestigious trophies dating back to the 1990 season. A proliferation of awards has emerged since the late 1980s, and the Buffs are near the top of the list when it comes to collecting these statuettes. CU has had seven different players win nine trophies over the last 27 seasons (1990-2016), the 16th most nationally when it comes to trophies (and tied for 16th as well in the number of *different* players who have been honored). The below postseason "hardware" count includes the Heisman Trophy and the Lombardi, Maxwell, Walter Camp, Butkus, Thorpe, O'Brien, Unitas, Groza, Biletnikoff, Doak Walker, Nagurski, Bednarik, Mackey, Tatupu (defunct), Ray Guy, Rimington, Lott, Hendricks, Hornung and Bullworth (on-field player awards only—for example, if the Draddy/Campbell was included, CU would have one more on each list; so players only, no coaches, no "fad" awards around for a year or two, and no Disney Spirit, Orange Bowl Courage, etc. awards). The list of schools that have had winners between 1990 and 2016 (players only; LSU and Michigan players shared the 2004 Rimington Award and thus were both compensated for in the trophy count):

School	Players	Trophies	School	Players	Trophies	School	Players	Trophies	School	Players	Trophies	School	Players	Trophies
Alabama	19	27	UCLA	8	9	Utah	5	5	Oregon State	3	3	Cincinnati	1	1
Oklahoma	15	25	COLORADO	7	9	TCU	4	5	Purdue	3	3	Colorado State	1	1
Ohio State	14	23	Arizona	6	9	Washington	4	5	Louisiana Tech	2	3	East Carolina	1	1
Texas	12	23	Georgia	6	9	Arizona State	3	5	Maryland	2	3	Fresno State	1	1
Florida State	12	22	Iowa	9	9	Baylor	3	5	N.C. State	2	3	Hawai'i	1	1
Michigan	10	18	Louisville	5	8	Tennessee	3	5	Virginia Tech	2	3	Houston	1	1
Penn State	10	18	Texas A&M	6	7	Brigham Young	2	5	California	2	2	Kentucky	1	1
Miami, Fla.	9	17	Auburn	4	7	Georgia Tech	4	4	Missouri	2	2	Marshall	1	1
Florida	8	15	Pittsburgh	3	7	Kansas State	4	4	Tulane	2	2	Mississippi State	1	1
Notre Dame	8	15	Oklahoma State	6	6	Minnesota	3	4	Virginia	2	2	Rutgers	1	1
Nebraska	9	14	Clemson	5	6	Mississippi	3	4	Wake Forest	2	2	South Carolina	1	1
Wisconsin	10	13	Arkansas	4	6	Northwestern	1	4	Washington State	2	2	Southern Miss	1	1
USC	8	13	Boston College	3	6	Illinois	3	3	West Virginia	2	2	Wyoming	1	1
Louisiana State	7	11	Oregon	2	6	Memphis	3	3	North Carolina	1	2			
Stanford	7	10	Texas Tech	5	5	Michigan State	3	3	Temple	1	2			

2017 OPPONENT SCHEDULES & RESULTS

COLORADO STATE (7-6)

58	OREGON STATE	27
3	Colorado (Denver)	17
38	ABILENE CHRISTIAN	10
23	at Alabama	41
51	at Hawai'i	21
27	at Utah State	14
44	NEVADA	42
27	at New Mexico	24
28	AIR FORCE	45
13	at Wyoming	16
52	BOISE STATE (OT)	59
42	at San Jose State	14
28	Marshall (New Mexico Bowl)	31

TEXAS STATE (2-9)

20	HOUSTON BAPTIST	11
3	at Colorado	37
13	APPALACHIAN STATE	20
14	TEXAS-SAN ANTONIO	44
10	at Wyoming	45
27	LOUISIANA-MONROE	45
7	at Louisiana	24
27	at Coastal Carolina	7
35	NEW MEXICO STATE	45
30	GEORGIA STATE	33
12	at Arkansas State	30
9	at Troy	62

NORTHERN COLORADO (3-7)

41	COLLEGE OF IDAHO	14
...	at Florida (cancelled)	...
21	at Colorado	41
43	IDAHO STATE	42
20	at Northern Arizona	48
38	at North Dakota	48
24	MONTANA STATE	27
14	SOUTHERN UTAH	17
21	at Sacramento State	50
14	at Montana	44
42	CAL POLY	0

WASHINGTON (10-2)

30	at Rutgers	14
63	MONTANA	7
48	FRESNO STATE	16
37	at Colorado	10
42	at Oregon State	7
38	CALIFORNIA	7
7	at Arizona State	13
44	UCLA	23
38	OREGON	3
22	at Stanford	30
33	UTAH	30
41	WASHINGTON STATE	14

UCLA (6-6)

45	TEXAS A&M	44
56	HAWAII	23
45	at Memphis	48
34	at Stanford	58
27	COLORADO	23
30	at Arizona	47
31	OREGON	14
23	at Washington	44
17	at Utah	48
44	ARIZONA STATE	37
23	at Southern California	28
30	CALIFORNIA	27

ARIZONA (7-5)

62	NORTHERN ARIZONA	24
16	HOUSTON	19
63	at Texas-El Paso	16
24	UTAH	30
45	at Colorado	42
47	UCLA	30
45	at California (2 OT)	44
58	WASHINGTON STATE	37
35	at Southern California	49
49	OREGON STATE	28
28	at Oregon	48
30	at Arizona State	42

OREGON STATE (1-11)

27	at Colorado State	58
35	PORTLAND STATE	32
14	MINNESOTA	48
23	Washington State	52
7	WASHINGTON	42
10	at Southern California	38
33	COLORADO	36
14	STANFORD	15
23	at California	37
28	at Arizona	49
24	ARIZONA STATE	40
10	at Oregon	69

WASHINGTON STATE (9-3)

31	MONTANA STATE	0
47	BOISE STATE (3OT)	44
52	OREGON STATE	23
45	NEVADA	7
30	SOUTHERN CALIFORNIA	27
33	at Oregon	10
3	at California	37
28	COLORADO	0
37	at Arizona	58
24	STANFORD	21
33	at Utah	25
14	at Washington	41

CALIFORNIA (5-7)

35	at North Carolina	30
33	WEBER STATE	20
27	MISSISSIPPI	16
20	SOUTHERN CALIFORNIA	30
24	at Oregon	45
7	at Washington	38
37	WASHINGTON STATE	3
44	ARIZONA (2 OT)	45
28	at Colorado	44
37	OREGON STATE	23
14	at Stanford	17
27	at UCLA	30

ARIZONA STATE (7-5)

37	NEW MEXICO STATE	31
20	SAN DIEGO STATE	30
45	at Texas Tech	52
37	OREGON	35
24	at Stanford	34
13	WASHINGTON	7
30	at Utah	10
17	SOUTHERN CALIFORNIA	48
41	COLORADO	30
37	at UCLA	44
40	at Oregon State	24
42	ARIZONA	30

USC (11-2)

49	WESTERN MICHIGAN	31
42	STANFORD	24
27	TEXAS (2 OT)	24
30	at California	20
27	at Washington State	30
38	OREGON STATE	10
28	UTAH	27
14	at Notre Dame	49
48	at Arizona State	17
49	ARIZONA	35
38	at Colorado	24
28	UCLA	23
31	Stanford (P12Ch)	28

UTAH (6-6)

37	NORTH DAKOTA	16
19	at Brigham Young	13
54	SAN JOSE STATE	16
30	at Arizona	24
20	STANFORD	23
27	at Southern California	28
10	ARIZONA STATE	30
20	at Oregon	41
48	UCLA	17
25	WASHINGTON STATE	33
30	at Washington	33
34	COLORADO	13

KEY: ◆—Pac-12 Conference game; ⇄—Mountain West game; ◇—Sun Belt Conference game; □—Big Sky Conference game.

OPPONENTS & 2017 SCHEDULE TIDBITS

The 12 opponents on the 2017 Colorado schedule combined for a 75-74 record in 2016 (50.3 winning percentage); five teams made the postseason, including one College Football Playoff participant (Washington).

- The Buffaloes opened on a weeknight for the fourth straight season (2015 in Honolulu, and 2014, 2016 and 2017 in Denver); the Buffs opened the MacIntyre Era on a Sunday in 2013, so Colorado has not opened a season on a Saturday since 2012.
- Colorado didn't leave the state for its first road game until Sept. 30, the fifth week/game of the season (one game in Denver followed by three in Boulder); the last time that happened was in 2001, but that was due to 9/11 (CU was supposed to play at Washington State in week four, or on Sept. 15). Otherwise you have to go back to 1998 (three in Boulder, one in Denver) and then 1978 (when the Buffaloes opened with five straight games at home en route to a record eight home games). A little different from last year, when for the first time in CU history the Buffs played one week in the Eastern Time Zone (at Michigan) and then the next in the Pacific (at Oregon).
- The Buffaloes played Northern Colorado for the first time since 1934; the Bears won that, 13-7, over the Silver & Gold as CU was a month-plus shy of adopting "Buffaloes" as its permanent nickname. That was also CU's first-ever night game in the state of Colorado.
- 2 & 2. Colorado didn't have a game the week before two games (Colorado State, Utah), while Northern Colorado and Arizona have a bye prior to playing the Buffs (Arizona's was scheduled; UNC's was not, as a Sept. 9 game at Florida was cancelled due to Hurricane Irma, giving the Bears an unscheduled bye).
- Colorado traveled 7,086 miles round-trip for its non-Boulder games in 2017: CSU (Denver, 60), UCLA (Los Angeles, 1,666), Oregon State (Eugene, 1,916), Washington State (Lewiston, 1,554), Arizona State (Tempe, 1,178) and Utah (Salt Lake City: 712). Last year, CU traveled 11,704 miles over the course of the season (eight trips, including to Denver for CSU, the Pac-12 Championship game and the Alamo Bowl).
- Colorado had at least one regular season game on a non-Saturday for the 22nd straight season; the Buffs had played the Friday after Thanksgiving from 1996 through 2012, a span of 17 seasons (Nebraska 1995-2010, Utah 2011-12). But starting in 2013, the game with the Utes has been passed on by the Pac-12's television partners for Friday airing.
- Conference regular season misses: the Buffaloes did not play Oregon or Stanford (replaced by California and Washington); Oregon was the last school that has come off CU's schedule from the North Division, the only team in the division CU played in all of its first six years in the conference.



THE 2017 SCHEDULE ... THEN AND NOW

CU's home opener followed the CSU game against Texas State (Sept. 9), the first-ever meeting between the two and then the Buffaloes closed out non-league play in Boulder with the first game against Northern Colorado since 1934 (Sept. 16). Texas State replaced San Jose State on the schedule (who asked out in 2015) and that was after the Spartans had replaced Arizona State once CU joined the Pac-12 in 2011; UNC replaced a scheduled home game against Oregon for the same reason. Thus, Colorado's original 2017 non-conference schedule was: CSU in Denver, ASU in Tempe and Oregon in Boulder.

2017 PAC-12 COMPOSITE SCHEDULE & RESULTS

Week Zero (Aug. 26)

COLORADO STATE 58, Oregon State 27
Stanford 62, Rice 7 *(at Sydney, Australia)*

Week One (Aug. 31-Sept. 3)

(Aug. 31) UTAH 37, North Dakota 16
(Aug. 31) ARIZONA STATE 37, New Mexico State 31
(Sept. 1) COLORADO 17, Colorado State 3 *(at Denver)*
(Sept. 1) Washington 30, RUTGERS 14
ARIZONA 62, Northern Arizona 24
California 35, NORTH CAROLINA 30
OREGON 77, Southern Utah 21
Oregon State 35, Portland State 32
SOUTHERN CALIFORNIA 49, Western Michigan 31
WASHINGTON STATE 31, Montana State 0
(Sept. 3) UCLA 45, Texas A&M 44

Week Two (Sept. 9)

COLORADO 37, Texas State 3
*SOUTHERN CALIFORNIA 42, Stanford 24
CALIFORNIA 33, Weber State 20
Houston 19, ARIZONA 16
Minnesota 48, OREGON STATE 14
OREGON 42, Nebraska 35
San Diego State 30, ARIZONA STATE 20
UCLA 56, Hawai'i 23
Utah 19, BRIGHAM YOUNG 13
WASHINGTON 63, Montana 7
WASHINGTON STATE 47, Boise State 44 **(3 OT)**

Week Three (Sept. 16)

(Sept. 15) Arizona 63, TEXAS-EL PASO 16
COLORADO 41, Northern Colorado 21
CALIFORNIA 27, Mississippi 16
MEMPHIS 48, UCLA 45
Oregon 49, WYOMING 13
SAN DIEGO STATE 20, Stanford 17
SOUTHERN CALIFORNIA 27, Texas 24 **(2 OT)**
TEXAS TECH 52, Arizona State 45
UTAH 54, San Jose State 16
WASHINGTON 48, Fresno State 16
*WASHINGTON STATE 52, Oregon State 23

Week Four (Sept. 23)

(Sept. 22) *Utah 30, ARIZONA 24
*Washington 37, COLORADO 10
*ARIZONA STATE 37, Oregon 35
*Southern California 30, CALIFORNIA 20
*STANFORD 58, UCLA 34
WASHINGTON STATE 45, Nevada 7

Week Five (Sept. 30)

(Sept. 29) * WASHINGTON STATE 30, Southern Cal 27
*UCLA 27, Colorado 23
*OREGON 45, California 24
*STANFORD 34, Arizona State 24
*Washington 42, OREGON STATE 7

Week Six (Oct. 7)

*Arizona 45, COLORADO 42
*SOUTHERN CALIFORNIA 38, Oregon State 10
*Stanford 23, UTAH 20
*WASHINGTON 38, California 7
*Washington State 33, OREGON 10

Week Seven (Oct. 14)

(Oct. 13) *CALIFORNIA 37, Washington State 3
*Colorado 36, OREGON STATE 33
*SOUTHERN CALIFORNIA 28, Utah 27
*ARIZONA 47, UCLA 30
*ARIZONA STATE 13, Washington 7
*STANFORD 49, Oregon 7

Week Eight (Oct. 21)

*WASHINGTON STATE 28, Colorado 0
*Arizona State 30, UTAH 10
*UCLA 31, Oregon 14
NOTRE DAME 49, Southern California 14
*Arizona 45, CALIFORNIA 44 **(2 OT)**

Week Nine (Oct. 28)

(Oct. 26) *Stanford 15, OREGON STATE 14
*COLORADO 44, California 28
*ARIZONA 58, Washington State 37
*OREGON 41, Utah 20
*Southern California 48, ARIZONA STATE 17
Washington 44, UCLA 23.

Week Ten (Nov. 4)

(Nov. 3) *UTAH 48, UCLA 17
*Arizona State 41, Colorado 30
*CALIFORNIA 37, Oregon State 23
*SOUTHERN CALIFORNIA 49, Arizona 35
*WASHINGTON 38, Oregon 3
*WASHINGTON STATE 24, Stanford 21

Week Eleven (Nov. 11)

(Nov. 10) *STANFORD 30, Washington 22
*Southern California 38, COLORADO 24
*Washington State 33, UTAH 25
*UCLA 44, Arizona State 37
*ARIZONA 49, Oregon State 28

Week Twelve (Nov. 18)

*Arizona State 40, OREGON STATE 24
*OREGON 48, Arizona 28
*STANFORD 17, California 14
*SOUTHERN CALIFORNIA 28, UCLA 23
*WASHINGTON 33, Utah 30

Week Thirteen (Nov. 25)

(Nov. 24) *UCLA 30, California 24
*UTAH 34, Colorado 13
*ARIZONA STATE 42, Arizona 30
*OREGON 69, Oregon State 10
*WASHINGTON 41, Washington State 14
STANFORD 38, Notre Dame 20

Week Fourteen (Dec. 1)

Pac-12 Championship game at Santa Clara:
Southern California 31, Stanford 28

All times listed are MDT/MST. Home team in CAPS. *—denotes Pacific-12 Conference game. Television selections Sept. 23 and beyond are made on 12 days' notice by the Pac-12 television partners (ESPN/ABC, FOX/FOX Sports 1 or 2, Pac-12 Networks); ESPN/ABC also has an option of utilizing a 6-day selection process three times annually. With the advent of the Pac-12 Networks (National; Arizona, Mountain, Oregon, Northern California, Southern California, Washington), all conference games and non-league home games will again be televised in 2017 (78 in all). ABC's standard afternoon regional telecast window is at 1:30 p.m. MT in addition to a number of prime-time windows (6 p.m. MT; those games will be selected from the Pac-12, American Athletic, ACC, Big 10 or Big 12). ESPN/ESPN 2 will utilize several windows, including a 7 p.m. MT window on Thursdays, with those games preselected ahead of the season.

2017 PAC-12 CONFERENCE STANDINGS

South Division (+2)

School (AP/Coaches/CFP)	conference-----					overall-----					Next Up (2018 opener)	
	W	L	Pct.	Pts	Opp	W	L	Pct.	Pts	Opp		
Southern California (#12/#10/#8).....	8	1	.889	328	210	11	3	.786	456	366	S 1	NEVADA-LAS VEGAS
Arizona State.....	6	3	.667	281	262	7	6	.538	414	427	S 1	UT-SAN ANTONIO
Arizona.....	5	4	.556	361	350	7	6	.538	537	447	S 1	BRIGHAM YOUNG
UCLA.....	4	5	.444	259	326	6	7	.462	432	476	S 1	CINCINNATI
Utah (--/RV/--).....	3	6	.333	244	242	7	6	.538	384	301	A 30	WEBER STATE
COLORADO.....	2	7	.222	222	311	5	7	.417	317	338	S 1	Colorado State (Denver)

North Division (-2)

School (AP/Coaches/CFP)	conference-----					overall-----					Next Up (2018 opener)	
	W	L	Pct.	Pts	Opp	W	L	Pct.	Pts	Opp		
Stanford (#20/#19/#13).....	7	2	.778	271	201	9	5	.643	453	318	S 1	SAN DIEGO STATE
Washington (#16/#15/#11).....	7	2	.778	302	137	10	3	.769	471	209	S 1	Auburn (Atlanta)
Washington State (RV/RV/#18).....	6	3	.667	254	242	9	4	.692	394	335	S 1	at Wyoming
Oregon.....	4	5	.444	272	270	7	6	.538	468	377	S 1	BOWLING GREEN
California.....	2	7	.222	238	275	5	7	.417	333	341	S 1	NORTH CAROLINA
Oregon State.....	0	9	.000	172	378	1	11	.083	248	516	S 1	at Ohio State

A LOOK AT THE PAC-12 DIVISIONS

After the Pac-12 announced it was expanding to 12 teams in 2010 with the additions of Colorado (June 10) and Utah (June 17), later that year the divisions in football only were announced: CU and Utah joined Arizona, Arizona State, Southern California and UCLA in the Pac-12 South; the Oregon and Washington schools along with Cal and Stanford would comprise the Pac-12 North. Here's a look at the divisions and the all-time records of each program as listed by the NCAA through games of 2017 (with 2017 records in parenthesis):

PAC-12 SOUTH	Seasons	Games	W	L	T	Pct.	PAC-12 NORTH	Seasons	Games	W	L	T	Pct.
Arizona (7-6).....	114	1,099	608	458	33	.568	California (5-7).....	122	1,245	661	533	51	.551
Arizona State (7-6).....	105	1,019	607	388	24	.607	Oregon (7-6).....	122	1,187	648	493	46	.565
Colorado (5-7).....	128	1,237	700	501	36	.580	Oregon State (1-11).....	121	1,173	530	593	50	.473
Southern California (11-3).....	124	1,227	834	339	54	.702	Stanford (9-5).....	111	1,148	644	455	49	.582
UCLA (6-7).....	99	1,051	602	412	37	.590	Washington (10-3).....	128	1,220	725	445	50	.615
Utah (7-6).....	124	1,158	668	459	31	.591	Washington State (9-4).....	122	1,135	535	555	45	.491
Totals	6,791	4019	2557	215	.608		Totals	7,108	3743	3074	291	.547	

ALL-TIME PAC-12 HEAD-TO-HEAD SERIES RECORDS

A look at the team versus team football histories in the Pac-12 (won-lost-tied; does not include vacated games):

School	UA	ASU	CAL	COLO	OREG	OSU	STAN	UCLA	USC	UTAH	WASH	WSU	Totals
Arizona	40-40-1	18-14-2	6-14	16-26	23-15-1	14-16	15-24-2	8-33	19-22-2	11-21-1	27-16	198-240- 9
Arizona State	40-40-1	16-18	8-1	17-19	28-13-1	17-13	13-20-1	12-22	21-8	20-15	26-15-2	218-184- 5
California	14-18-2	18-16	5-4	38-37-1	36-33	41-50-6	33-54-1	30-70-5	6-5	39-55-4	47-27-5	307-369-24
Colorado	14-6	1-8	4-5	9-12	5-5	4-6	3-10	0-12	32-29-3	5-11-1	6-5	83-109- 4
Oregon	26-16	19-17	37-38-1	12-9	64-47-10	32-45-1	28-40	20-39-2	22-9	45-60-5	47-41-7	352-361-25
Oregon State	15-23-1	13-28-1	33-36	5-5	47-64-10	25-56-3	16-43-4	11-62-4	11-9-1	34-64-4	47-52-3	257-442-31
Southern California	33-8	22-12	70-30-5	12-0	39-20-2	62-11-4	63-32-3	49-31-7	11-5	52-29-4	59-10-4	472-188-29
Stanford	16-14	13-17	50-41-6	6-4	45-32-1	56-25-3	41-45-3	32-63-3	4-4	41-42-4	40-27-1	344-314-21
UCLA	24-15-2	20-13-1	54-33-1	10-3	40-28	43-16-4	45-41-3	31-49-7	11-5	40-31-2	40-20-1	358-254-21
Utah	22-19-2	8-21	5-6	29-32-3	9-22	9-11-1	4-4	5-11	5-11	1-10	7-8	104-155- 6
Washington	21-11-1	15-20	55-39-4	11-5-1	60-45-5	65-34-4	42-41-4	31-40-2	29-52-4	10-1	72-32-6	401-321-31
Washington State	16-27	15-26-2	27-47-5	5-6	41-47-7	52-47-3	27-40-1	20-40-1	10-59-4	8-7	32-72-6	253-418-28

PERCEPTION

Here's a quick fact when it comes to CU and Utah joining the Pac-12: the two are travel partners, and most assumed it wouldn't be a cozy as the other five pairs. Well, first of all, it's not like they travel together, the same teams will roll into Boulder and Salt Lake City the same weekends, and the other schools will host CU and Utah in one order or the other. The campus of CU and Utah are 356 miles apart; did you know Washington and Washington State's campuses are 252 miles apart? And the Arizona schools are separated by 102 miles; the others are all under 40, with USC and UCLA the closest. Bottom line is that CU and Utah are not really that far out of whack (Texas A&M and Texas Tech are further apart than the Buffs and the Utes by some 29 miles).



FOLSOM FIELD RANKED SEVENTH TOUGHEST PLACE TO PLAY

Yahoo! Sports in 2012 came out with its top 25 toughest places to play list, and lo and behold, Folsom Field came in at No. 7. In ranking CU in that spot, Yahoo! wrote: "Folsom Field, home of the Colorado Buffaloes, is one of the most underrated venues in college sports. The fans here always cheer hard and loud, and they are quite respectful and friendly to visiting fans." The Top 10 were comprised of: 1. Ohio State (*Ohio Stadium*); 2. Florida (*Ben Hill Griffin Stadium, a.k.a. the Swamp*); 3. Louisiana State (*Tiger Stadium, a.k.a., Death Valley*); 4. Auburn (*Jordan-Hare Stadium*); 5. Michigan State (*Spartan Stadium*); 6. Miami, Fla. (*Sun Life Stadium*); 7. **Colorado (*Folsom Field*)**; 8. West Virginia (*Mountaineer Field at Milan Puskar Stadium*); 9. Iowa (*Kinnick Stadium*); 10. Texas A&M (*Kyle Field*). The next Pac-12 school on the list was Oregon (*Autzen Stadium*) at No. 21, with Washington at No. 23 (*Husky Stadium*).

FOLSOM FIELD #1

LawnStarter.com recently ranked its top 16 College Football Stadiums with the Best Natural Scenery, and lo and behold, coming in at the top was CU's own **Folsom Field**. The top 10: 1. **Folsom Field (Colorado)**; 2. Lavell Edwards Stadium (BYU); 3. Utah Stadium (Utah); 4. Romney Stadium (Utah State); 5. Rose Bowl (UCLA); 6. Sun Bowl (UTEP); 7. Ryan Field (Northwestern); 8. Scott Stadium (Virginia); 9. Michie Stadium (Army); 10. **Kidd Brewer Stadium (Appalachian State)**; 11. Dowdy-Ficklen Stadium (East Carolina); 12. Dix Stadium (Kent State); 13. Memorial Stadium (California); 14. Kenan Stadium (North Carolina); 15. Memorial Stadium (Kansas); 16. Spartan Stadium (San Jose State).

The same publication ranked CU's natural grass field the third best national behind Iowa State (Jack Trice Field) and Northwestern (Ryan Field).

300+ AT FOLSOM

Colorado is now **312-172-10** in 94 seasons playing its home games at Folsom Field. The first game at Folsom was Oct. 11, 1924 (*then known as Colorado Stadium, built at a cost of \$75,000*); previous, CU was **73-17-6** at Gamble Field and **19-5** on other grass areas of campus; the Buffs are **404-194-16** all-time at home. The 2016 season marked CU's first winning one at home in six years, as the Buffaloes went **6-0**; Colorado's last winning record at home had been in 2010 (with a 4-2 mark); it was CU's first undefeated season at home since 1994, when the Buffs went 6-0 in the late Rashaan Salaam's Heisman Trophy winning year. Over the 2011-12 seasons, CU was just 1-10 in Boulder before going 3-3 in Folsom in Mike MacIntyre's first season; the Buffs pulled even at home under "Mac" with the 6-0 mark in 2016 (and were **3-3** in 2017) and are now **15-15** at Folsom in his tenure.

ACTIVE COLORADO CAREER STATISTICAL CHARTS

RUSHING

Rk	Player (Seasons)	Att.	Yards	Avg.	TD
1	Eric Bieniemy (1987-90)	699	3,940	5.63	41
2	Phillip Lindsay (2014-17)	750	3,707	4.94	36
3	Rodney Stewart (2008-11)	809	3,598	4.45	25
4	Rashaan Salaam (1992-94)	486	3,057	6.29	33
5	Bobby Purify (2000-04)	595	3,016	5.07	20
10	Herchell Troutman (1994-97)	568	2,487	4.38	21
15	Kayo Lam (1933-35)	313	2,140	6.84	18
20	Carroll Hardy (1951-54)	291	1,999	6.87	23
25	William Harris (1965-67)	330	1,585	4.80	4
30	Mark Hatcher (1984-87)	375	1,470	3.92	16
35	Erich Kissick (1986-89)	256	1,297	5.07	8
40	Michael Adkins II (2013-17)	247	1,200	4.86	13
86	Steven Montez (2016-17)	172	546	3.17	4
106	Donovan Lee (2014-17)	85	422	4.96	3
112	Kyle Evans (2015-17)	104	400	3.85	4

PASSING

Rk	Player (Seasons)	Att-Com-Int	Pct.	Yards	TD	Rating
1	Sefo Liufau (2013-16)	1383-870-36	62.9	9,568	60	130.13
2	Cody Hawkins (2007-10)	1214-667-41	54.9	7,409	60	115.76
3	Joel Klatt (2002-05)	1095-666-33	60.8	7,375	44	124.63
4	Kordell Stewart (1991-94)	785-456-19	58.1	6,481	33	136.47
5	Tyler Hansen (2008-11)	872-505-28	57.9	5,705	35	119.69
6	Koy Detmer (1992-96)	594-350-25	58.9	5,390	40	148.95
7	Mike Moschetti (1998-99)	607-366-19	60.3	4,797	33	138.36
8	John Hessler (1994-97)	627-347-26	55.3	4,788	34	129.09
9	Steven Montez (2016-17)	508-307-13	60.4	3,992	27	138.86
10	Steve Vogel (1981-84)	688-309-33	44.9	3,912	27	96.03
11	Darian Hagan (1988-91)	424-213-19	50.2	3,801	27	137.59
12	Craig Ochs (2000-02)	453-265-15	58.5	3,325	16	125.19
13	Gale Weidner (1959-61)	480-218-32	45.4	3,033	18	97.76

TOTAL OFFENSE

Rk	Player (Seasons)	Rush	Pass	Total	TDR
1	Sefo Liufau (2013-16)	941	9,568	10,509	73
2	Kordell Stewart (1991-94)	1,289	6,481	7,770	48
3	Cody Hawkins (2007-10)	-159	7,409	7,250	67
4	Joel Klatt (2002-05)	-130	7,375	7,245	47
5	Tyler Hansen (2008-11)	478	5,705	6,183	43
6	Darian Hagan (1988-91)	2,007	3,801	5,808	54
7	Koy Detmer (1992-96)	-31	5,390	5,359	43
8	John Hessler (1994-97)	276	4,788	5,064	44
9	Mike Moschetti (1998-99)	70	4,797	4,867	40
10	Bobby Anderson (1967-69)	2,367	2,198	4,565	43
11	Steven Montez (2016-17)	546	3,992	4,538	31
12	Eric Bieniemy (1987-90)	3,940	63	4,003	42
13	Phillip Lindsay (2014-17)	3,707	0	3,707	36

RECEIVING (Receptions)

Rk	Player (Seasons)	No.	Yards	Avg.	TD
1	Nelson Spruce (2012-15)	294	3,347	11.4	23
2	Scotty McKnight (2007-10)	215	2,521	11.7	22
3	Shay Fields (2014-17)	190	2,552	13.4	21
4	Michael Westbrook (1991-94)	167	2,548	15.3	19
5	Paul Richardson (2010-13)	156	2,412	15.5	21
6	Phil Savoy (1994-97)	152	2,176	14.3	14
7	Bryce Bobo (2014-17)	150	1,638	10.9	10
8	Devin Ross (2013-17)	140	1,621	11.6	9
9	Javon Green (1997-2000)	136	2,031	14.9	17
10	Rae Carruth (1992-96)	135	2,540	18.8	20
11	Derek McCoy (2000-03)	134	2,038	15.2	20
12	Charles E. Johnson (1990-93)	127	2,447	19.3	15
13	Monte Huber (1967-69)	111	1,436	12.9	5
14	Phillip Lindsay (2014-17)	110	976	8.8	3
15	*Daniel Graham (1998-2001)	106	1,543	14.6	11
16	Patrick Williams (2005-08)	104	1,070	10.3	3
17	Dusty Sprague (2004-07)	103	1,261	12.2	4
18	*Christian Fauria (1991-94)	98	1,058	10.8	11
19	Darrin Chiaverini (1995-98)	97	1,199	12.4	6
20	D.J. Hackett (2002-03)	93	1,194	12.8	9
20	Rodney Stewart (2008-11)	93	969	10.4	0
36	Jay MacIntyre (2015-17)	66	870	13.2	4
60	Donovan Lee (2014-17)	46	244	5.3	1

RECEIVING (Yards)

Rk	Player (Seasons)	No.	Yards	Avg.	TD
1	Nelson Spruce (2012-15)	294	3,347	11.4	23
2	Shay Fields (2014-17)	190	2,552	13.4	21
3	Michael Westbrook (1991-94)	167	2,548	15.3	19
4	Rae Carruth (1992-96)	135	2,540	18.8	20
5	Scotty McKnight (2007-10)	215	2,521	11.7	22
6	Charles E. Johnson (1990-93)	127	2,447	19.3	15
7	Paul Richardson (2010-13)	156	2,412	15.5	21
8	Phil Savoy (1994-97)	152	2,176	14.3	14
9	Derek McCoy (2000-03)	134	2,038	15.2	20
10	Javon Green (1997-2000)	136	2,031	14.9	17
11	Bryce Bobo (2014-17)	150	1,638	10.9	10
12	Devin Ross (2013-17)	140	1,621	11.7	9
13	*Daniel Graham (1998-2001)	106	1,543	14.6	11
14	Monte Huber (1967-69)	111	1,436	12.9	5
15	Dusty Sprague (2004-07)	103	1,261	12.2	4
16	Mike Pritchard (1987-90)	47	1,241	26.4	10
17	Marcus Stiggers (1996-99)	80	1,223	15.1	10
18	Ron Brown (1981-85)	57	1,217	21.4	8
19	Darrin Chiaverini (1995-98)	97	1,199	12.4	6
20	D.J. Hackett (2002-03)	93	1,194	12.8	9
28	Phillip Lindsay (2014-17)	110	976	8.8	3
32	Rodney Stewart (2008-11)	93	969	10.4	0
37	Jay MacIntyre (2015-17)	66	870	13.2	4

ALL-PURPOSE YARDS

Rk	Player (Seasons)	Rush	Rec	KOR	PR	Total
1	Phillip Lindsay (2014-17)	3,707	976	1,077	0	5,760
2	Rodney Stewart (2008-11)	3,598	969	239	22	4,828
3	Eric Bieniemy (1987-90)	3,940	380	31	0	4,351
4	Hugh Charles (2004-07)	2,659	552	411	0	3,622
5	Nelson Spruce (2012-15)	2	3,347	63	180	3,592
10	Charlie Davis (1971-73)	2,958	131	75	0	3,164

YARDS FROM SCRIMMAGE

Rk	Player (Seasons)	Rush	Rec	Total
1	Phillip Lindsay (2014-17)	3,707	976	4,683
2	Rodney Stewart (2008-11)	3,598	969	4,567
3	Eric Bieniemy (1987-90)	3,940	380	4,320
4	Bobby Purify (2000-04)	3,016	508	3,524
5	Rashaan Salaam (1992-94)	3,057	412	3,469
10	Lee Rouson (1981-84)	2,296	699	2,995
15	Lamont Warren (1991-93)	2,242	432	2,674
16	Merwin Hodel (1949-51)	2,102	540	2,642
17	Michael Westbrook (1991-94)	84	2,548	2,632
18	Shay Fields (2014-17)	53	2,552	2,603
20	Paul Richardson (2010-13)	38	2,412	2,450

SCORING

Rk	Player (Seasons)	TD	2Pt	EP-EPA	FG-FGA	PTS
1	Mason Crosby (2003-06)	0	0-0	109-117	66-88	307
2	Will Oliver (2011-14)	0	0-0	129-131	50-69	279
3	Eric Bieniemy (1987-90)	42	1-1	0-0	0-0	254
4	Phillip Lindsay (2014-17)	39	0-0	0-0	0-0	234
5	Jeremy Aldrich (1996-99)	0	0-0	87-95	48-64	231
6	Bobby Anderson (1967-69)	35	1-2	0-0	0-0	212
7	Chris Brown (2001-02)	34	0-0	0-0	0-0	204
8	Rashaan Salaam (1992-94)	33	0-0	0-0	0-0	198
9	Tom Field (1979-83)	0	0-0	82-86	36-55	190
10	Byron White (1935-37)	24	0-0	30-32	1-2	177
11	Merwin Hodel (1949-51)	28	0-0	0-0	0-0	168
11	Aric Goodman (2008-10)	0	0-0	93-96	25-47	168
15	Neil Voskeritchian (1994-95)	0	0-0	95-96	22-34	161
20	James Mayberry (1975-78)	25	0-0	0-0	0-0	150
25	Bob Stransky (1955-57)	21	0-0	12-22	0-0	138
25	Lamont Warren (1991-93)	23	0-0	0-0	0-0	138
25	Scotty McKnight (2007-10)	23	0-0	0-0	0-0	138
30	Shay Fields (2014-17)	22	0-0	0-0	0-0	132
60	James Stefanou (2017)	0	0-0	35-35	17-22	86
65	Michael Adkins (2013-17)	14	0-0	0-0	0-0	84
92	Bryce Bobo (2014-17)	10	2-0	0-0	0-0	64
---	Devin Ross (2013-17)	9	0-0	0-0	0-0	54

ACTIVE COLORADO CAREER STATISTICAL CHARTS, CONTINUED

KICK SCORING

Rk	Player (Seasons)	EP-EPA	FG-FGA	PTS
1	Mason Crosby (2003-06)	109-117	66-88	307
2	Will Oliver (2011-14)	129-131	50-69	279
3	Jeremy Aldrich (1996-99)	87-95	48-64	231
4	Tom Field (1979-83)	82-86	36-55	190
5	Aric Goodman (2008-10)	93-96	25-47	168
10	Fred Lima (1972-73)	59-62	21-45	122
15	Tom Mackenzie (1974-75)	62-68	14-28	104
18	James Stefanou (2017)	35-35	17-22	86

PUNTING

Rk	Player (Seasons)	No.	Yards	Avg.	Long	In 20
1	Mark Mariscal (1999-2002)	99	4,632	46.79	68	25
2	Barry Helton (1984-87)	153	6,873	44.92	68	44
3	Keith English (1985-88)	55	2,457	44.67	77	21
4	Zack Jordan (1950-52)	137	6,113	44.62	78	23
5	John Torp (2002-05)	205	9,145	44.61	72	65
12	Alex Kinney (2015-17)	187	7,687	41.11	70	66

INSIDE THE 20: O'Neill 95, Kinney 66, Torp 65, DiLallo 61, Koleski 51,

KICKOFF RETURNS

Rk	Player (Seasons)	No.	Yards	Avg.	TD
1	Ben Kelly (1997-99)	64	1,798	28.1	3
2	Terrence Wheatley (2003-07)	56	1,350	24.1	0
3	Josh Smith (2007-08)	50	1,276	25.5	1
4	M.J. Nelson (1986-89)	51	1,198	23.5	0
5	Walter Stanley (1980-81)	49	1,172	23.9	1
6	Phillip Lindsay (2014-17)	44	1,077	24.5	0
7	Bill Symons (1962-64)	43	1,051	24.4	1
8	Brian Lockridge (2007-11)	44	968	22.0	1
9	Roman Hollowell (1998-2001)	44	914	20.8	0
10	Ryan Severson (2013-16)	40	872	21.8	0
15	Cliff Branch (1970-71)	30	755	25.2	2
21	Donovan Lee (2014-17)	23	586	25.5	0

INTERCEPTIONS

Rk	Player (Seasons)	No.	Yards	Avg.	TD
1	John Stearns (1970-72)	16	339	21.2	0
2	Chris Hudson (1991-94)	15	204	13.6	2
3	Dick Anderson (1965-67)	14	151	10.8	0
3	Terrence Wheatley (2003-07)	14	154	11.0	2
5	Tim James (1987-90)	13	120	9.2	0
5	Tedric Thompson (2013-16)	13	241	18.5	0

TACKLES

Rk	Player (Position, Seasons)	UT	AT	—	TOT	TFL
1	Barry Remington (LB, 1982-86)	245	248	—	493	21- 60
2	Matt Russell (LB, 1993-96)	282	164	—	446	44-144
3	Greg Biekert (LB, 1989-92)	280	161	—	441	33- 73
4	Jordan Dizon (LB, 2004-07)	293	147	—	440	35-137
5	Ted Johnson (LB, 1991-94)	253	156	—	409	21- 61
6	Laval Short (DL, 1976-79)	141	231	—	372	37-239
7	Chad Brown (LB, 1989-92)	242	127	—	369	38-169
8	Michael Jones (LB, 1986-89)	218	131	—	349	13- 41
9	Thaddeus Washington (LB, 2003-06)	202	136	—	338	25- 80
10	Michael Lewis (DB, 1998-2001)	225	111	—	336	17- 73
11	Mickey Pruitt (DB, 1984-87)	201	131	—	332	18- 71
12	Jashon Sykes (LB, 1998-2001)	212	118	—	330	33- 97
13	J.J. Billingsley (DB 2002-06)	211	96	—	307	25-115
14	Steve Rosga (DB, 1992-96)	181	123	—	304	1- 1
14	Don DeLuzio (LB, 1984-88)	175	129	—	304	16- 45
16	Kenneth Olugbode (LB, 2013-16)	193	106	—	299	10- 30
17	Kanavis McGhee (LB, 1987-90)	179	118	—	297	38-163
17	Brian Cabral (LB, 1974-77)	120	177	—	297	10- 38
19	Rick Gamboa (2015-17)	145	147	—	292	6- 18
20	Jeff Smart (LB, 2006-09)	188	103	—	291	12- 34
25	Addison Gillam (LB, 2013-16)	186	84	—	270	26-115
30	Phil Irwin (LB, 1968-70)	88	170	—	258	16- 48
35	Billie Drake (LB, 1970-72)	82	170	—	252	10- 31
40	Jeff Donaldson (DB, 1980-83)	141	103	—	244	11- 47
40	Randy Geist (LB, 1971-73)	85	159	—	244	8- 39
101	Afolabi Laguda (DB, 2015-17)	114	57	—	171	7- 21
104	Derek McCartney (LB, 2014-17)	118	49	—	167	23- 83
---	Ryan Moeller (DB, 2014-17)	118	38	—	156	8- 16
---	Drew Lewis (LB, 2016-17)	56	71	—	127	5- 35

QUARTERBACK SACKS

Rk	Player (Seasons)	No.	Yards
1	Alfred Williams (1987-90)	35	242
2	Ron Woolfork (1990-93)	33	241
3	Greg Jones (1992-96)	25	158
4	Laval Short (1976-79)	24½	192
5	Abraham Wright (2004-06)	21	151
6	Jimmie Gilbert (2013-16)	20	156
16	Derek McCartney (2014-17)	14½	69
19	Garry Howe (1989-90)	13½	90

TACKLES FOR LOSS

Rk	Player (Seasons)	No.	Yards
1	Alfred Williams (1987-90)	59	303
2	Ron Woolfork (1990-93)	53	303
3	Greg Jones (1992-96)	45	205
4	Matt Russell (1993-96)	44	144
5	Leonard Renfro (1989-92)	43	142
25	Addison Gillam (2013-16)	26	115
25	Chidobe Awuzie (2013-16)	26	104
25	Marques Harris (2000-03)	26	102
---	Derek McCartney (2014-17)	23	83

THIRD DOWN STOPS

Rk	Player (Seasons)	No.
1	Jordon Dizon (2004-07)	48
2	Chidobe Awuzie (2013-16)	47
3	Matt Russell (1993-96)	45
4	Jimmie Gilbert (2013-16)	44
5	Chad Brown (1989-92)	42
10	Ted Johnson (1991-94)	32
---	*Joel Steed (1988-91; most by a DL)	26
---	Rick Gamboa (2015-17)	24
---	Derek McCartney (2014-17)	22

PASS DEFLECTIONS

Rk	Player (Seasons)	No.
1	Marcus Washington (1995-98)	42
2	Damen Wheeler (1996-99)	39
3	Greg Henderson (2011-14)	36
3	Ken Crawley (2012-15)	36
5	Chidobe Awuzie (2013-16)	35
10	Mickey Pruitt (1984-87)	32
10	Isaiah Oliver (2015-17)	32
12	Phil Jackson (2000-03)	29
12	Terrence Wheatley (2003-07)	29
14	Dalton Simmons (1992-96)	28
14	Ahkello Witherspoon (2014-16)	28
16	Deon Figures (1988-92)	27

SPECIAL TEAM TACKLES

Rk	Player (Seasons)	UT	AT	—	Total
1	Ryan Sutter (1994-97)	32	32	—	64
2	Darren Fisk (1995-97)	25	23	—	48
3	Ryan Black (1994-97)	21	19	—	40
4	Paul Rose (1987-90)	14	25	—	39
5	Arthur Jaffee (2008-11)	21	13	—	34
5	Terrel Smith (2010-14)	24	10	—	34
10	Greg Lindsey (1990-93)	23	4	—	27
19	Ryan Moeller (2014-17)	16	6	—	22
---	Beau Bisharat (2016-17)	14	6	—	20

SPECIAL TEAM POINTS

Rk	Player (Seasons)	Points
1	Ryan Sutter (1994-97)	123
2	Arthur Jaffee (2008-11)	88
3	Darren Fisk (1995-97)	86
4	Ryan Severson (2013-16)	84
5	Derrick Webb (2010-13)	81
6	Travis Sandersfeld (2008-11)	72
7	Ryan Black (1994-97)	68
8	Jalil Brown (2007-10)	65
8	Terrel Smith (2010-14)	65
10	Paul Rose (1987-90)	63
14	Ryan Moeller (2014-17)	56
---	Beau Bisharat (2016-17)	41

ALL-BLACK UNIFORMS

Colorado has worn its all black uniforms on **51** occasions, when the Buffaloes wear both black jerseys and black pants, owning a **22-28-1** record; the Buffs have also added black helmets to the look, having worn black top-to-bottom on five occasions (**0-6** in that combo). A little history on the all-black look: the brainchild of then-head coach Bill McCartney, CU first wore the garb on Nov. 28, 1987 for a game after Thanksgiving at the time; the opponent was CU's old Big 8 rival, Nebraska. The Buffs came out and warmed up in gold pants, and upon returning to the locker room at the conclusion of warm-ups, the players found black pants hanging in their lockers. "It was something we thought about a long time ago," Mac said at the time. "You couldn't do this overnight. We didn't tell the kids, and they were real excited." He went on to say that it was planned a month or so out to give the team a shot of adrenaline prior to kickoff.

COLORADO / ALL-BLACK UNIFORMS (22-28-1)

Year	Opponent	Result	Year	Opponent	Result	Year	Opponent	Result	Year	Opponent	Result
1987	Nebraska	L 7-24	1998	Kansas State	L 9-16		Kansas State	W 38-31		Nebraska	L 20-28
1988	Oklahoma	L 14-17	1999	Nebraska (OT)	L 30-33	2005	Nebraska	L 3-30	2011	*Southern California	L 17-42
1990	Iowa State	W 28-12	2000	Iowa State	L 27-35	2006	Texas Tech	W 30-6	2012	UCLA	L 14-42
1991	Missouri	W 55-7	2001	Nebraska	W 62-36		Kansas State	L 21-34		*Arizona State	L 17-51
1992	Oklahoma	T 24-24	2002	Kansas State	W 35-31		Iowa State	W 33-16	2013	*Arizona	L 20-44
1993	Nebraska	L 17-21		Baylor	W 34-0	2007	c—Colorado St. (OT)	W 31-28		Southern California	L 29-47
1994	Oklahoma State	W 17-3		Texas Tech	W 37-13		Florida State	L 6-16	2014	*Arizona State	L 24-38
1995	Missouri	W 21-0		Iowa State	W 41-27		Nebraska	W 65-51		Oregon State	L 31-36
	a—Oregon	W 38-6		b—Oklahoma	L 7-29	2008	c—Colorado State	W 38-17	2015	*Southern California	L 24-27
1996	Texas	W 28-24	2003	Oklahoma	L 20-34		West Virginia (OT)	W 17-14	2016	Utah	W 27-22
	Kansas State	W 12-0		Nebraska	L 22-31		Texas	L 14-38	2017	*at UCLA	L 23-27
1997	Kansas	W 42-6	2004	Colorado State	W 27-24		Oklahoma State	L 17-30		at Arizona State	L 30-41
	Missouri	L 31-41		Texas	L 7-31	2009	Colorado State	L 17-23			

a—Cotton Bowl; b—Big 12 Championship at Houston; c—in Denver (*—wore black helmets).

BLACK HELMETS: Colorado has worn black helmets on **17** occasions in its history, usually with a gold or sometimes a silver logo, but once with a pink logo; CU is **2-15** in the black headgear. The games (*—matte black; #—worn with a pink logo as part of Blackout Breast Cancer awareness):

Year	Opponent	Result	Year	Opponent	Result	Year	Opponent	Result
1998	BAYLOR	W 18-16	2013	#ARIZONA	L 20-44	2014	*at Oregon	L 10-44
2011	SOUTHERN CALIFORNIA	L 17-42	2013	at UCLA	L 23-45	2015	*OREGON	L 24-41
2011	at UCLA	L 6-45	2013	at Utah	L 17-24	2015	*SOUTHERN CALIFORNIA	L 24-27
2012	ARIZONA STATE	L 17-51	2014	*ARIZONA STATE	L 24-38	2016	IDAHO STATE	W 56-7
2012	at Arizona	L 31-56	2014	*at Southern California	L 28-56	2017	at UCLA	L 23-27
2013	at Arizona State	L 13-54	2014	*at Arizona	L 20-38			

OTHER UNIFORM LOOKS

GOLD HELMET/WHITE UNIS/BLACK PANTS: Last: **2017** (at Oregon State, W); Colorado's standard road combination through much of the 1980s/1990s/2000s.

GOLD HELMET/WHITE UNIS/GOLD PANTS: **2016** (at Arizona, W); **2015** (at Oregon State, W); **2014** (at Massachusetts, W); **2013** (CSU in Denver, W; Oregon State, L; at Washington, L);

2008 (at Texas A&M, L); **2007** (at Iowa State, L; at Arizona State, L); **2006** (at Missouri, L; at Georgia, L); **2004** (UTEP, Houston Bowl, W)

GOLD HELMET/WHITE UNIS/WHITE PANTS: **2013** (at Utah, L); **2010** (at Nebraska, L); **2009** (at Kansas State, L); **2008** (at Nebraska, L; at Florida State, L); **2005** (at Miami-Fla., L);

2004 (at Nebraska, W).

BLACK HELMET/WHITE UNIS/BLACK PANTS (0-5): **2014** (at USC, L); **2013** (at UCLA, L; at Arizona State, L); **2012** (at Arizona, L); **2011** (at UCLA, L)

BLACK HELMET/BLACK UNIS/GOLD PANTS (1-0): **2016** (Idaho State, W).

BLACK HELMET/SILVER UNIS/BLACK PANTS (0-1): **2015** (Oregon, L).

BLACK HELMET/WHITE UNIS/GOLD PANTS (0-1): **2014** (at Arizona, L).

BLACK HELMET/WHITE UNIS/WHITE PANTS (0-2): **2014** (at Oregon, L); **2013** (at Utah, L).

SILVER HELMET/BLACK UNIS/SILVER PANTS (1-1): **2017** (Washington, L); **2016** (Washington State, W).

SILVER HELMET/SILVER UNIS/SILVER PANTS (1-1): **2016** (at Stanford, W); **2015** (Arizona, L).

SILVER HELMET/WHITE UNIS/SILVER PANTS (0-2): **2016** (at USC, L); **2015** (at Hawai'i, L).

SILVER HELMET/WHITE UNIS/WHITE PANTS (0-2): **2017** (at Washington State, L), **2015** (at Utah, L).

WHITE HELMET/BLACK UNIS/WHITE PANTS (2-1): **2017** (Arizona, L); **2016** (Oregon State, W); **2015** (Nicholls State, W).

WHITE HELMET/SILVER UNIS/WHITE PANTS (1-0): **2017** (Texas State, W).

WHITE HELMET/WHITE UNIS/BLACK PANTS (0-1): **2015** (at Arizona State, L).

WHITE HELMET/WHITE UNIS/SILVER PANTS (0-1): **2015** (at UCLA, L).

WHITE HELMET/WHITE UNIS/WHITE PANTS (2-2): **2017** (at Utah, L); **2016** (at Oregon, W; Washington, L); **2015** (CSU in Denver, W).

IN-SEASON BIRTHDAYS

Here's the list of those coaches and players who have birthdays to celebrate during the 2017 season (starting last week of August; *—denotes on a game day):

Aug. 22	Bryan Meek (21)	Sept. 9	*Dillon Middlemiss (21)	Oct. 5	Sam Bennion (22)	Oct. 25	Tim Coleman (22)	Nov. 22	Derek McCartney (24)
Aug. 25	Lee Walker (22)	Sept. 15	Dante Sparaco (19)	Oct. 5	Leo Jackson III (23)	Oct. 27	Javier Edwards (21)	Nov. 27	Terran Hasselbach (22)
Aug. 26	Jonathan Van Diest (19)	Sept. 17	Shamar Hamilton (20)	Oct. 5	Grant Polley (19)	Nov. 3	Ronnie Blackmon (20)	Dec. 7	Chris Graham (23)
Aug. 31	Brady Russell (19)	Sept. 17	Jack Shutack (21)	Oct. 5	Laviska Shenault (19)	Nov. 10	Tim Lynott, Jr. (21)	Dec. 17	Isaiah Lewis (19)
Aug. 31	Scott Unrein (29)	Sept. 18	Evan Worthington (22)	Oct. 9	Sam Noyer (20)	Nov. 10	T.J. Patterson (23)	Dec. 18	J.T. Bale (21)
Sept. 1	*Daniel Talley (22)	Sept. 24	Gary Bernardi (63)	Oct. 10	Chris Mulumba (25)	Nov. 14	Trey Udoffia (20)	Dec. 19	Jacob Callier (19)
Sept. 4	Juwann Winfree (21)	Sept. 24	Xavier Cochrane (22)	Oct. 12	Darrin Chiaverini (40)	Nov. 17	Miguel Rueda (46)	Dec. 29	Kevin George (20)
Sept. 5	Lucas Cooper (20)	Sept. 25	Chase Sanders (20)	Oct. 14	*Heston Paige (19)	Nov. 18	Erik Lawson (21)	Dec. 29	Davis Price (20)
Sept. 7	Drew Lewis (22)	Sept. 27	Matt Daniels (28)	Oct. 14	*Colby Pursell (19)	Nov. 19	Nate Landman (19)	Dec. 30	Johnny Huntley (20)
Sept. 8	Jean Onaga	Sept. 30	*Isaiah Oliver (21)	Oct. 20	Kyle Evans (22)	Nov. 19	Jack Moran (19)	Dec. 31	Frank Umu (21)
Sept. 8	Lyle Tuiloma (20)	Oct. 1	Brad Forsyth (49)	Oct. 23	Jaylon Jackson (19)	Nov. 19	Terriek Roberts (20)	Jan. 3	Kabion Ento (21)

2017 SPECIAL WEEKENDS

The list of special weekends at Folsom Field this fall:

Sept. 23 (Washington): Ski Ball; Men's & Women's Tennis Reunion
Oct. 7 (Arizona): Family Weekend; Living Legends; '57 Orange Bowl Team Reunion

Oct. 28 (California): Homecoming; Ralphie 50th Anniversary Celebration; 1967 CU Bluebonnet Bowl Team Reunion; Salaam Jersey Retirement
Nov. 11 (USC): CU Athletic Hall of Fame; Honorary C; Military Appreciation

CU IS BLACK & GOLD, BUT FOLSOM IS "GREEN"

The University of Colorado at Boulder established a goal to move toward zero-waste at Folsom Field during the 2008 football season and invest in local carbon-reduction projects. They anticipated recycling or composting at least 90% of the waste generated at Folsom Field and met those goals. According to U.S. Environmental Protection Agency information and other sources, Folsom Field was the first major sports stadium in the nation, professional or collegiate, to collect all materials in recycling or compost containers, eliminate trash cans and transform its materials collections systems into a zero-waste process. For more information, visit Ralphie's Green Stampede at http://www.cubuffs.com/ViewArticle.dbml?&DB_OEM_ID=600&ATCLID=1549954.

WHO IS/HAS BEEN IN ON OFFENSE & DEFENSE

George Frazier, as he did his freshman year in 2014, appeared on both offense (TE/FB) and defense (DE) as senior in 2017 (he played 506 total snaps between offense, defense and special teams). In 2014, he played both defensive end and fullback for the first time against Arizona State, becoming the first Buff to appear on both sides of the ball since 2005 in the process, and continued to do so the remainder of the season. In 2008, **Eugene Goree** was on-call to do so, as the redshirt frosh was both a DT and an OG during the second half of the season; he did appear on both sides of the ball but not in the same game. Through the years, there have been a few players who wind up playing on both sides of the ball in the same game: **DT John Guydon** was the latest to do so, seeing action on defense (13 snaps at tackle) and offense (3 snaps at guard) at Texas on October 15, 2005; it was the first time it happened for a complete series with no gimmicks or special situations since **WR Michael Westbrook** played a series at safety against Baylor in 1993. **DE James Garee** also trotted in on offense in 2005, catching a pass as an end at Miami. **DT Sam Wilder** had been the last before 2005, as he caught a 9-yard pass against Kansas State in 2002. **DT Justin Bannan**, did the same, catching a 12-yard TD pass on his only play at Missouri in 2000. **CB Ben Kelly** tried tailback in 1999 at Texas Tech; he finished with three yards on one carry (a nice 5-yard run was wiped out by a penalty). Between 1994 and 2005, several Buffs played on both sides of the ball, as offensive linemen often played on the goal line or short yardage defense units—**OG Heath Irwin**, **OG Clint Moore**, **OG Chris Naeole**, **OT Melvin Thomas** and **OG Brad Bedell** all did it at one time or another between 1993 and 1998. In 1990, **OLBs Alfred Williams** and **Kanavis McGhee** played some tight end in a 64-3 win over Kansas State (Williams caught a pass for 17 yards, McGhee didn't catch the one thrown his way). The last offensive skill player before Frazier in 2014 to swing over and try some defense was Westbrook (four snaps at strong safety) against Baylor in 1993.

WHY CU AND NOT UC?

A question often asked of many former Big Eight schools: Why is it the University of Colorado, but the moniker is CU and not UC? (The same applies at Kansas—KU, Missouri—MU, Nebraska—NU and Oklahoma—OU). "Midwestern casualness," said CU historian, the late Fred Casotti. It has always been this way at Colorado, for whatever reason, and at the other four—but seemingly nowhere else in the USA (except for Tulsa, but its midwest, too). In the 1950s, there was a concerted effort to eliminate the use of "CU" on the Boulder campus, both as a symbol and in speech, but Casotti said that no one would buy into it. "Nobody would change," he said. "It's easier to say than U of C, UC sounds like slang or something (as in 'you see'), and it was traditional. By trying to eliminate it, they reinforced it."

HISTORY OF THE END ZONE "COLORADO"

As in the south end zone, that is. In 1967, the stadium was lowered when the track was removed, and that area remained basically a dirt hill. Former long-time senior associate A.D. **Jon Burianek** said that we tried to grow grass and bushes there, but none took. The first artificial field was installed during the summer of 1971, and that area was then covered with asphalt and the large, block COLORADO was painted on it, then in all-white block lettering. Trim was later added, and at one time, when blue was one of the school colors, the end zone as well was painted blue instead of the familiar black.

NO. 33 IN THE WORLD

In the 2015 world university rankings by the *TimesHigherEducation.co.uk*, the **University of Colorado** held its previous position of being the **No. 33** ranked university in the world (which translates to the solar system, the galaxy and the universe). Unlike other rankings that are based more on cost of attendance and class sizes, this ranking is based on teaching (the learning environment, 30%), research (volume, income and reputation, 30%), citations (research influence, 30%), international outlook (staff and students, 7.5%) and industry income (innovation, 2.5%). Nine Pac-12 schools made the Top 100, led by Stanford (No. 2) and California (No. 3); Harvard came in at No. 1 with M.I.T. (No. 4) and the University of Cambridge (U.K., No. 5) rounding out the top five. UCLA (No. 12), Washington (No. 16), Colorado (No. 33, the 25th U.S. school), Southern California (No. 47), Arizona (No. 78), Arizona State (No. 79) and Utah (No. 85) completing the Pac-12 listing.

99 IS SO NICE

Colorado scored for the seventh time in its history on a 99-yard drive to close out the scoring in the 2015 Arizona State game. **TB Christian Powell** started it with a 42-yard burst from the CU 1, and a Sefo Liufau-to-Nelson Spruce touchdown pass covering 31 yards ended the seven play march over a gassed ASU defense. CU covered the 99 yards in the third fewest plays of the seven, and it was just the second to occur in Boulder:

99—vs. Northwestern at Evanston, Sept. 29, 1951 (6 plays)
99—vs. Miami, Fla., at Miami, Oct. 13, 1961 (21 plays)
99—vs. Iowa State in Boulder, Oct. 29, 1988 (8 plays)

99—vs. Oklahoma at Norman, Oct. 19, 1991 (8 plays)
99—vs. Oklahoma at Norman, Oct. 19, 1991 (14 plays)
99—vs. Oklahoma State at Stillwater, Oct. 27, 2001 (5 plays)

99—vs. Arizona State in Boulder, Sept. 13, 2014 (7 plays)

AROUND THE NATION

Colorado has traditionally stocked its rosters primarily with players from three states: Colorado, California and Texas (75.6 percent of the entire roster—active, those reporting the first day of class and inactive—as of October 7: 90 of 119 players). The roll call of state producers for the Buffaloes: Colorado **39**, California **36**, Texas **15**, Georgia **6**, Florida **5**, Arizona **4**, Hawai'i **3**, Arkansas **1**, Illinois **1**, Louisiana **1**, New Jersey **1**, Oklahoma **1**, Oregon **1**, Utah **1**, Washington **1**, Wisconsin **1**. That's **16** states total along with **AUSTRALIA (1)** and **FINLAND (1)** that has produced the make-up of this year's team.

➔ **AROUND THE WORLD:** Six Buffaloes were born outside of the United States: **OL Mo Bandi** (India), **OL Jonathan Huckins** (London, England), **ILB Nate Landman** (Zimbabwe), **ILB/SN Bryan Meek** (Neumarkt, Germany), **DE Chris Mulumba** (Finland) and **PK James Stefanou** (Australia).

THE BUFFS IN NFL STADIUMS

The Buffaloes have played 23 games to date in seven current NFL venues, owning a record of **13-10** (9-5 in Denver, 1-0 in Foxborough, 1-0 in San Diego, 1-0 in Seattle, 1-2 in Houston, 0-1 in Jacksonville, 0-1 in Kansas City and 0-1 in Santa Clara). All-time, the Buffs are **19-21-1** playing games in stadiums that simultaneously hosted NFL teams (11-6 in Denver, 1-0 in Foxborough, 1-0 in Irving, 1-0 in San Diego, 1-0 in Seattle, 2-3 in Houston, 1-2 in Miami 1-2 in Tempe, 0-2-1 in Anaheim, 0-1 in Jacksonville, 0-1 in Kansas City, 0-1 in Santa Clara and 0-3 in Los Angeles).

10 (NOT BO DEREK)

With 10 wins in 2016, the Buffaloes had their most victories since finishing 10-3 in 2001. It was the eighth time that the Buffaloes have won 10 or games in a season, joining six previous teams under four different coaches: under Eddie Crowder in **1971** (10-2); under Bill McCartney in **1989** (11-1), **1990** (11-1-1) and **1994** (11-1); under Rick Neuheisel in **1995** (10-2) and **1996** (10-2); under Gary Barnett in **2001** (10-3) and now under **Mike MacIntyre** in 2016 (10-4). Colorado has also won at least nine games 14 times in its history.

➔ CU won six straight conference games in 2016 within the same season for the first time since opening 7-0 in the Big 12 in 1996. In the 1961, 1989 and 1990 seasons, CU also finished 7-0 on its way to Big 8 titles those years. The eight Pac-12 wins in '16 were the most CU has ever won in a conference season.

TOUCHDOWNS ON FIRST CAREER TOUCH

There are now three players on the current CU roster that scored a touchdown on their first career touch (two on offense). **Jay MacIntyre** did it a redshirt frosh against Nicholls State in 2015, and in 2016 against Idaho State, **Kabion Ento** accomplished the feat. Fast-forward to 2017, as WR Laviska Shenault joined the club when he picked up a fumble on punt return duty and raced 55 yards for a score, and in the process became the 15th known player to do so in CU history. Not including those players whose first career interception were returned for scores (*see page 28*), here's a list of known players in CU history that scored a TD the first time they touched the football:

Player	Date	Opponent	Score	How
Lamar Meyer	Sept. 18, 1954	DRAKE	W 61-0	26 pass from Frank Bernardi
Gerry Leahy	Sept. 25, 1954	COLORADO ST.	W 46-0	8 pass from Homer Scott
Leon Mavity	Sept. 30, 1961	OKLAHOMA ST.	W 24-0	60 yard punt return
Chuck Morris	Nov. 25, 1961	IOWA STATE	W 34-0	12 pass from Pat Young
Roger Wissmiller	Oct. 20, 1962	at Iowa State	L 19-57	2 pass from Frank Cesarek
Larry Ferguson	Sept. 15, 1973	at Louisiana State	L 6-17	37 yard run
Mike Kerin	Sept. 27, 1975	WICHITA STATE	W 52-0	32 yard pass from Jeff Austin
Craig Keenan	Sept. 25, 1982	WYOMING	L 10-24	1 yard run

Player	Date	Opponent	Score	How
James Kidd	Sept. 11, 1993	BAYLOR	W 45-21	25 yard pass from Vance Joseph
Jeremy Bloom	Aug. 31, 2002	Colorado State	L 14-19	75 yard punt return
DaVaughn Thornton	Nov. 6, 2010	at Kansas	L 45-52	12 yard pass from Cody Hawkins
Scott Fernandez	Nov. 10, 2012	at Arizona	L 31-56	71 yard pass from Connor Wood
Jay MacIntyre	Sept. 26, 2015	NICHOLLS STATE	W 48-0	38 yard pass from Sefo Liufau
Kabion Ento	Sept. 10, 2016	IDAHO STATE	W 56-7	69 yard pass from Steven Montez
Laviska Shenault	Sept. 9, 2017	TEXAS STATE	W 37-3	55 yard punt return

THE GAMES THEY REMEMBER ARE PLAYED IN NOVEMBER

Colorado opened the month of November 2016 with a 20-10 win over UCLA and then won its final road game of the year at Arizona, 49-24 – its most November points since defeating Nebraska 65-51 in 2007; the last time CU opened the month of November with a win was back in the 2009 season. CU is **54-20** dating back to the mid-1980s against unranked teams in November and is **7-20** against Pac-12 opponents in the month. The Buffs were undefeated (**4-0**) in 2016's "November to Remember," the best since 3-0 marks in 1989, 1990, 1992, 1993, 1994, 1995, 2001 and 2004; CU's previous last 4-0 in November was in 1975.

SOUTH PARK RALPHIE INTRO

Most know that the creators of Comedy Central's popular *South Park* are University of Colorado alums: **Trey Parker**, **Matt Stone** and animator **Eric Stough**. They voices **Eric Cartman**; he teamed with Eric this summer to create a short (roughly 20 seconds) vignette that debuted during the countdown to kickoff prior to the 2014 Arizona State game. It's been a hit since, especially among the CU student section. Cartman is seen in his usual garb and he introduced Ralphie before the real buffalo led the Buffs on the field.



BUFFS BACK ON TV IN DENVER

CU had been without a weekly television presence in Denver since the 2011-12 athletic year: but last year the Buffs returned to the local airways.

The Buffalo Stampede returned with a new format and a new home: **Altitude Sports** (Comcast Ch. 25/725 HD). The show initially airs on Wednesday nights at 11:00 p.m., with several replays over the following two days. It also is picked up by Pac-12 Mountain and repeats a few times weekly as well.

It will again run through the men's and women's basketball seasons.

GAME 1

COLORADO 17, COLORADO STATE 3

SEPTEMBER 1, 2017

SAF AT MILE HIGH, DENVER

DENVER — An anticipated high-scoring shootout never materialized in the Rocky Mountain Showdown.

Instead, Colorado scored the first 17 points of the game, then relied on its defense for the rest of the night as the Buffs posted a 17-3 win over rival Colorado State.

The Buffs received a solid rushing effort from Phillip Lindsay (19 carries, 140 yards and one TD in his seventh career 100-yard game) and some highlight passing moments from quarterback Steven Montez (21-for-29, 202 yards, 1 TD, 2 interceptions), but it was new defensive coordinator D.J. Eliot's defense that made the difference for much of the game.

The Buffs put 17 unanswered points on the board to start the game, getting a touchdown and field goal in the first quarter, then adding another touchdown early in the second period. That was all the points the Buffs would need.

"I was really excited about how hard our guys played," CU head coach Mike MacIntyre said. "We started out fast and then we kind of stalled. We had some opportunities to score more points and let them hang around. But I was really proud of our defense and our special teams. We'll look at this tape and we'll improve."

After forcing a pair of CSU punts and one of their own, the Buffs put their first points on the board with a six-play, 94-yard drive. Montez completed four passes on the drive, including a 12-yard toss over the middle to Devin Ross on third-and-5 before Lindsay finished the march with a 45-yard burst up the middle to the end zone. Chris Graham's PAT gave CU a 7-0 lead at the 7:11 mark.

The Buffs bumped the margin to 10-0 on their next possession, driving to the CSU 22 before settling for a 39-yard James Stefanou field goal. Lindsay had two carries for 29 yards on the drive.

Colorado's defense, meanwhile, kept Rams quarterback Nick Stevens and the CSU running game in check. CU forced four CSU punts in the first quarter, and after the fourth, CU needed just four plays to put up its second touchdown of the night.

Lindsay ran for 18 yards on second down and for 7 more after a penalty. Montez then finished the drive by spinning out of the pocket under pressure, rolling to his left and motioning wide receiver Shay Fields into the end zone and unloading a perfect ball to a streaking Fields, who grabbed the catch in stride for a 31-yard touchdown pass and a 17-0 lead with 13:36 left in the second quarter.

The Rams finally got on the board on their next possession, moving from their own 25 to the CU 13, where they settled for a 31-yard Wyatt Bryan field goal.

That proved to be the end of the scoring for the evening.

The Buffs had several drives stall near midfield, and finally reached inside the CSU red zone in the fourth quarter, only to see the drive end on a missed field goal. CU also had a pair of drives ended by interceptions.

The Colorado defense, however, did its job all night. CSU reached inside the red zone only twice and came away with only a field goal. The Buffs held the Rams to just 88 yards rushing and while CSU finished 309 yards passing, 145 came in the fourth quarter as they tried to mount a comeback.

The Buffs held strong down the stretch, ending CSU's last three possessions on downs (incomplete pass), a fumble recovery by Afolabi Laguda and an interception by Trey Udoffia.

The win was CU's third straight in the series and gave Colorado an all-time 65-22-2 edge.

Colorado State.....	0	3	0	0	-	3
COLORADO	10	7	0	0	-	17

SCORING	Score	Time	Qtr
COLORADO — Lindsay 45 run (Graham kick)	7- 0	7:11	1Q
COLORADO — Stefanou 39 FG	10- 0	1:38	1Q
COLORADO — Fields 31 pass from Montez (Stefanou kick)	17- 0	13:36	2Q
Colorado State — Bryan 31 FG	17- 3	9:56	2Q

Attendance: 73,932 Time: 3:11

Weather (85°): mostly clear skies, 22% humidity, 9 mph winds from the east

TEAM STATISTICS	COLORADO	CSU
First Downs.....	19	23
Third Down Efficiency (Fourth).....	7-14 (0-0)	9-18 (0-3)
Rushes—Net Yards	38-143	33-88
Passing Yards	202	309
Passes (Att-Comp-Int).....	29-21-2	47-24-2
Total Offense.....	345	397
Return Yards	11	0
Punts: No-Average.....	5-41.0	5-42.8
Fumbles: No-Lost.....	0-0	1-0
Penalties/Yards	7/59	10/120
Quarterback Sacks—Yards	3-18	5-37
Time of Possession	28:43	31:17
Drives/Average Field Position	12/C27	12/CS26
Red Zone: Scores-Attempts (Points).....	0-1 (0)	1-2 (3)

INDIVIDUAL STATISTICS

Rushing—Colorado: Lindsay 19-140, Adkins 4-10, Bisharat 1-2, Montez 12-minus 7, Team 2-minus 2. **CSU:** Dawkins 14-43, Matthews 10-31, Boddie 4-27, Clark 1-0, Stevens 4-minus 13.

Passing—Colorado: Montez 29-21-2, 202, 1 td. **CSU:** Stevens 47-24-2, 309, 0 td.

Receiving—Colorado: Bobo 8-49, Fields 6-78, Ross 2-20, Lindsay 2-16, MacIntyre 1-28, Bounds 1-6, Winfree 1-5. **CSU:** Johnson 6-71, Clark 5-72, Gallup 5-67, Dawkins 3-31, Jackson 2-47, Butler 2-5, Fackrell 1-16.

Punting—Colorado: Kinney 5-41.0 (48 long, 4 In20). **CSU:** Stonehouse 5-42.8 (59 long, 3 In20).

Punt Returns—Colorado: none. **CSU:** none. **Kickoff Returns—Colorado:** none. **CSU:** none.

Tackle Leaders—Colorado: Lewis 3,9—12; Laguda 7,4—11; Gamboa 3,8—11; Jackson 7,1—8; Moeller 6,2—8; Worthington 5,3—8; McCartney 6,0—6; Udoffia 5,0—5; Edwards 2,1—3; Mulumba 2,1—3; Oliver 2,0—2; Tuiloma 2,0—2. **CSU:** Watson 7,2—9; Hawkins 7,0—7; Hicks 5,1—6; Nutt 5,0—5; Thomas 3,2—5; Fogal 3,1—4; Robinson 3,1—4; Buys 3,0—3.

Quarterback Sacks—Colorado: Callier 1-8, Jackson 1-0, Gamboa ½-5, Sparaco ½-5. **CSU:** Thomas 1-16, Hubbard 1-8, Buys 1-5, King 1-5, McBride 1-3.

Interceptions—Colorado: Udoffia 1-0, Worthington 1-0. **CSU:** Nutt 2-0. **Passes Broken Up—Colorado:** Oliver 4, Udoffia 2, Gamboa, Moeller. **CSU:** none.

GAME NOTES

Colorado has won three straight season openers for the first time since 2003-04-05 (all against CSU both times) ... Buffs now lead the series **65-22-2 (11-6 in Denver, 22-8 since it was resumed in 1983)** ... MacIntyre is now **3-2** in season openers at CU and is **6-1** against CSU overall (**2-0** at San Jose State) ... Colorado is now **79-44-5** in 128 season openers ... CU won the coin toss and has now won **14** of the last **15** dating back to last year's opener ... The **17** points were the fewest scored by the Buffs in a season-opening win since 1970 (won 16-9 at Indiana) and the fewest by the winning team in the CU-CSU series since 2006 (CSU, 14-10 in Denver), and it is only the third time since the rivalry resumed in 1983 that the winning team didn't score at least 20 ... The **3** points the Buffaloes allowed were the fewest in a season opener since 2010 (24-3 win over CSU in Denver) and 1988 (45-3 over Fresno State in Boulder); otherwise, you have to go back to a 0-0 tie at Wisconsin in 1965 to find the last time CU allowed fewer ... It was the third time in the last 11 games that CU did not allow a touchdown, and the fewest points the Buffs have allowed in any game since a 48-0 win over Nicholls State in 2015 (the fewest by an FBS opponent since the 2010 CSU game) ... It had been eight years since CU played a game with a **scoreless** second half; last: at Kansas State, Oct. 24, 2009 (KSU won, 20-6) ... The attendance of **73,932** exceeded last year's (69,850) and is the most in the series since 2003 (76,219); it was the fifth-highest in the 17 games in Denver.

GAME 2

COLORADO 37, TEXAS STATE 3

SEPTEMBER 9, 2017

FOLSOM FIELD, BOULDER

BOULDER — Colorado broke open a tight game with a 17-point third-quarter outburst and went on to take a 37-3 win over a feisty Texas State squad at Folsom Field.

The Buffs improved to 2-0 with the win while Texas State dropped to 1-1.

While the game was never really in doubt, the Buffs had to grind this one out. CU took a 14-0 lead into the locker room at half, added 17 points to that total in the third quarter for a 31-3 lead, then tacked on two field goals in the fourth for the final tally.

Defensively, the Buffs were once again stellar, holding their opponent to a mere field goal for the second week in a row — the first time since 1958 that CU opened the season by holding its first two opponents without a touchdown. Led by three sacks from Leo Jackson III, Colorado recorded six sacks and a pair of takeaways, including a highlight-reel interception by cornerback Isaiah Oliver.

Offensively, Buffs quarterback Steven Montez finished strong, completing 19 of 31 attempts for 299 yards and a touchdown to go with a rushing touchdown. Running back Phillip Lindsay put in a workmanlike 26-carry, 87-yard effort that included a touchdown run; Buffs receivers Bryce Bobo (7 catches, 75 yards and a touchdown), Shay Fields (5-110) and Devin Ross (4-68) also had solid days; and James Stefanou added a perfect 3-for-3 day on his field goal tries.

But maybe the biggest play came on special teams. With the score still tied at 0-0 and CU's offense sputtering, the Buffs forced a Texas State punt near the end of the first quarter. CU's Oliver fielded the kick and returned it 4 yards before fumbling while attempting to spin out of a tackle. But Buffs true freshman Laviska Shenault Jr. was on the spot, snatching up the loose ball and racing 55 yards to the end zone for his

first touchdown as a Buff on his first collegiate touch. Stefanou's ensuing PAT gave the Buffs a 7-0 lead.

From that point on, the Buffs scored by more conventional means. On their next possession following Shenault's score, Montez directed CU's longest scoring drive of the year, a 9-play, 96-yard drive that culminated with Montez carrying in from 2 yards out. The CU sophomore also completed passes of 44 yards to Fields and 28 yards to Bobo on the march.

But it wasn't until the third quarter that CU's offense finally found the consistency it had been missing. The Buffs opened the half with a 58-yard drive that produced a field goal and 17-0 lead, and two possessions later added a Lindsay 7-yard touchdown run for a 24-3 edge. Colorado then put its final touchdown of the day on the board late in the period by driving 86 yards in seven plays. Montez completed four passes on the march, including a 31-yard strike to Ross, a 16-yard toss to Lindsay and an 11-yard scoring pass to Bobo.

Defensively, the Buffs were in control most of the game, although they did dodge a bullet early. Texas State running back Anthony Taylor burst loose for a 55-yard run on the first play of the game, but the CU defense then held and a Bobcats field goal try was wide left.

After that initial thrust, the Bobcats never seriously threatened to reach the end zone, getting a 32-yard field goal in the third quarter to avoid a shutout. Oliver came up with the defensive play of the day, tipping a deep ball to himself for an interception, then returning it 41 yards to set up CU's third touchdown of the game.

Texas State gained over 50 percent of its yards on four plays (145), netting 138 on its other 61 plays.

Texas State	0	0	3	0	—	3
COLORADO	7	7	17	6	—	37

SCORING	Score	Time	Qtr
COLORADO — Shenault 55 punt return (Stefanou kick)	7- 0	0:43	1Q
COLORADO — Montez 2 run (Stefanou kick)	14- 0	9:33	2Q
COLORADO — Stefanou 34 FG	17- 0	12:53	3Q
Texas State — Sherman 32 FG	17- 3	9:39	3Q
COLORADO — Lindsay 7 run (Stefanou kick)	24- 3	5:26	3Q
COLORADO — Bobo 11 pass from Montez (Stefanou kick)	31- 3	0:39	3Q
COLORADO — Stefanou 40 FG	34- 3	10:12	4Q
COLORADO — Stefanou 35 FG	37- 3	8:46	4Q

Attendance: 43,822 Time: 3:01

Weather (88°): sunny skies, 17% humidity, 5 mph winds from the east

TEAM STATISTICS	COLORADO	TEXAS STATE
First Downs.....	21	12
Third Down Efficiency (Fourth).....	4-15 (1-2)	2-15 (0-1)
Rushes—Net Yards	41-91	47-156
Passing Yards	339	127
Passes (Att-Comp-Int).....	36-23-0	18-8-1
Total Offense.....	430	283
Return Yards	116	9
Punts: No-Average.....	6-49.7	10-44.3
Fumbles: No-Lost.....	2-0	2-1
Penalties/Yards	5/35	2/16
Quarterback Sacks—Yards.....	6-27	3-23
Time of Possession	26:35	33:25
Drives/Average Field Position	15/C32	15/TS22
Red Zone: Scores-Attempts (Points).....	5-5 (27)	1-2 (3)

INDIVIDUAL STATISTICS

Rushing—Colorado: Lindsay 26-87, Adkins 4-16, Nixon 1-5, Bisharat 2-minus 1, Montez 5-minus 5, Noyer 1-minus 8, Team 2-minus 3. **Texas State:** A.Taylor 8-66, Brown 11-41, Morbley 2-23, Smith 5-11, Jones 9-5, Williams 10-4, Watts 1-3, Nelson 1-3.

Passing—Colorado: Montez 31-19-0, 299, 1 td; Noyer 5-4-0, 40, 0 td. **Texas State:** Williams 16-6-1, 95, 0 td; Jones 2-2-0, 32, 0 td.

Receiving—Colorado: Bobo 7-75, Fields 5-110, Ross 4-68, Winfree 2-28, Shenault 1-18, Lindsay 1-16, MacIntyre 1-15, Nixon 1-5, Adkins 1-4. **Texas State:** Morbley 5-96, Brown 1-12, Hays 1-11, Johnson 1-8.

Punting—Colorado: Kinney 6-49.7 (70 long, 2 In20). **Texas State:** Ripley 9-45.9 (71 long, 4 In20), Team 1-30.0

Punt Returns—Colorado: Oliver 4-16, Blackmon 1-4, Shenault 0-55. **Texas State:** White 1-9. **Kickoff Returns—Colorado:** none. **Texas State:** Haydel 2-33.

Tackle Leaders—Colorado: Lewis 2,11—13; Gamboa 0,9—9; Jackson 6,2—8; Worthington 7,3—7; Franke 3,2—5; Edwards 4,0—4; Moeller 4,0—4; Mulumba 4,0—4; Hasselbach 3,0—3;

Tuiloma 3,0—3; Udoffia 2,1—3; Jones 1,2—3. **Texas State:** Loyd 7,5—12; London 6,4—10; Waddy 8,1—9; Griffin 6,1—7; Krawczyk 4,1—5; Tigg 4,1—5; Daniels 4,0—4.

Quarterback Sacks—Colorado: Jackson 3-15, Coleman 1-5, Talley 1-5, McCartney 1-2. **Texas State:** Loyd 1-8, Griffin 1-7.

Interceptions—Colorado: Oliver 1-41. **Texas State:** none. **Passes Broken Up—Colorado:** Oliver 2, Callier, Gamboa, Worthington. **Texas State:** Aneke, London.

GAME NOTES

Colorado improved to 2-0 for the second straight year (owning a 154-20 scoring edge), for the third time under Mike MacIntyre and for the 56th time in 128 seasons ... The game time of 3:01 was partially due to a reduced commercial length format the Pac-12 is experimenting with (next week, a 15-minute halftime) ... CU won the coin toss (again) and has now won 15 of the last 16 dating back to last year's opener ... In holding Texas State to a field goal, it marked the first time since 1958 that Colorado did not allow a touchdown in its first two games of the year (offensive or otherwise) ... Colorado recorded six quarterback sacks against Texas State (for 27 yards in losses), its first six-sack game since Nov. 25, 2011 at Utah ... Texas State did most of its offensive damage on four plays, as two rushes and two passes totaled 145 yards; it had 138 yards on its other 61 plays (2.3 per) ... **DE Leo Jackson** recorded the first multi-sack game of his career. In 26 games prior, he had just three career sacks ... Freshman **WR Laviska Shenault** joined an exclusive club with just 14 other members today when he scored on his first collegiate touch: he recovered an Isaiah Oliver fumble on a punt return and raced 55 yards for the score; he joined **Jeremy Bloom** (2002) as the lone two freshmen to have done it ... CU had a huge 116-9 edge in return yards ... The Buffs were turnover-free and has now played 79 turnover-free games dating back to 1946 owning a record of 53-22-4 in those games (7-3 under MacIntyre, 4-0 over the last two seasons).

GAME 3 COLORADO 41, NORTHERN COLORADO 21 SEPTEMBER 16, 2017 FOLSOM FIELD, BOULDER

BOULDER — It took Colorado longer than many expected to administer the knockout punch, but the Buffaloes survived a Northern Colorado rally, then pulled away in the second half to collect a 41-21 win at Folsom Field.

It was the first meeting between the two programs since 1934.

Buff's quarterback Steven Montez established career highs in attempts (41), completions (29), yardage (357) and touchdowns (four) while running back Phillip Lindsay ran for 151 yards and a score for his eighth career 100-yard game. The victory gave CU its first 3-0 start since 2008 and just the second since 1999.

The victory also extended CU's win streak at Folsom Field to eight, the longest since a 10-game home win streak from 1993-95.

After not giving up a touchdown in their first two games, the Buffs saw that streak come to an end in a hurry. The Bears forced a CU punt on the Buffs' first possession, then turned around and marched 70 yards in six plays for a touchdown, getting a 33-yard scoring pass from Jacob Knipp to Alex Wesley to take a 7-0 lead.

But Colorado then put 28 unanswered points on the board and looked ready to blow the game wide open.

The Buffs went 75 yards in six plays to tie the score, getting a 4-yard scoring toss from Montez to Devin Ross. The Buffs caught a break on UNC's next possession, recovering a bad snap to Knipp at the UNC 5-yard line and Colorado needed just one Phillip Lindsay run to take a 14-7 lead.

CU then added two more scores in the second quarter. Montez ended an 80-yard scoring drive with a 28-yard touchdown pass to Shay Fields, then finished a 73-yard march with a 29-yard touchdown pass to Bryce Bobo.

But almost before the announced Folsom Field crowd of 44,318 could settle in for the rout, the Bears had other ideas. UNC answered CU's fourth touchdown with a 90-yard scoring drive, finishing with a 48-yard pass from Knipp to Wesley to cut Colorado's lead to 28-14 at the half.

The Bears then took the second half opening kickoff and marched 75 yards to paydirt, with Knipp throwing 27 yards to tight end Michael McCauley for the score. At that point, Colorado's one-time 21-point lead had been cut to seven, 28-21.

The Buffs, though, finally pulled momentum back to their sideline, but not before losing a fumble deep in UNC territory. On their next possession, however, they drove for a 33-yard field goal from James Stefanou to bump their margin back to double digits, 31-21.

Montez and Co. then added an insurance touchdown in the fourth quarter, driving 85 yards in 10 plays for a touchdown. Montez completed the drive with a 14-yard scoring toss to Jay MacIntyre, his fourth touchdown pass of the day. MacIntyre became the fourth CU receiver in the game to catch a touchdown pass, joining Fields, Ross and Bobo. All four starting receivers also had at least four catches, with Ross totaling eight for 143 yards and Fields eight for 69.

The Buffs completed the scoring with a late fourth quarter field goal.

Overall, CU finished with 569 yards offense — 357 in the air and 212 on the ground — and the Buffs had scoring drives that covered 75, 80, 73 and 85 yards.

Defensively, ILB Drew Lewis had nine tackles and cornerback Isaiah Oliver had an interception for the second game in a row. The Buffs also stiffened defensively after UNC's initial score in the second half, and did not allow the Bears past midfield for the rest of the game.

Northern Colorado.....	7	7	7	0	—	21
COLORADO	14	14	3	10	—	41

SCORING	Score	Time	Qtr
Northern Colorado — Wesley 33 pass from Knipp (Root kick)	0-7	11:08	1Q
COLORADO — Ross 4 pass from Montez (Stefanou kick)	7-7	9:19	1Q
COLORADO — Lindsay 5 run (Stefanou kick)	14-7	8:01	1Q
COLORADO — Fields 28 pass from Montez (Stefanou kick)	21-7	8:21	2Q
COLORADO — Bobo 29 pass from Montez (Stefanou kick)	28-7	4:23	2Q
Northern Colorado — Wesley 52 pass from Knipp (Root kick)	28-14	1:23	2Q
Northern Colorado — McCauley 27 pass from Knipp (Root kick)	28-21	12:28	3Q
COLORADO — Stefanou 33 FG	31-21	4:30	3Q
COLORADO — MacIntyre 14 pass from Montez (Stefanou kick)	38-21	8:35	4Q
COLORADO — Stefanou 34 FG	41-21	2:15	4Q

Attendance: 44,318 Time: 3:22

Weather (54°): overcast skies, 82% humidity, 7 mph winds from the east

TEAM STATISTICS	COLORADO	UNC
First Downs.....	30	18
Third Down Efficiency (Fourth).....	7-14 (0-0)	1-14 (0-0)
Rushes—Net Yards	39-212	31-71
Passing Yards	357	202
Passes (Att-Comp-Int).....	41-29-1	37-20-1
Total Offense.....	569	273
Return Yards	40	44
Punts: No-Average.....	4-38.5	10-34.2
Fumbles: No-Lost.....	3-2	2-1
Penalties/Yards	14/114	7/60
Quarterback Sacks—Yards	1-6	1-8
Time of Possession	31:26	28:34
Drives/Average Field Position	14/C34	15/NC26
Red Zone: Scores-Attempts (Points).....	5-6 (27)	0-0 (0)

INDIVIDUAL STATISTICS

Rushing—Colorado: Lindsay 26-151, Montez 10-68, Adkins 1-minus 1, Team 2-minus 6. **UNC:** Riek 17-59, Knipp 6-14, Davis 4-10, Deggs 1-9, Lindsay 1-5, Stephens 1-0, Team 1-minus 26.

Passing—Colorado: Montez 41-29-1, 357, 4 td. **UNC:** Knipp 34-19-1, 202, 3 td; Regan 3-1-0, 0, 0 td.

Receiving—Colorado: Ross 8-143, Fields 8-69, Bobo 6-77, MacIntyre 4-53, Shenault 1-9, Evans 1-6, Lindsay 1-0. **UNC:** Deggs 6-45, Wesley 5-102, Stephens 2-20, McCauley 1-27, Verna 3-14, Sol 1-0, Onic 1-minus 2, Riek 1-minus 4.

Punting—Colorado: Kinney 4-38.5 (45 long, 1 In20). **UNC:** Glau 10-34.2 (42 long, 2 In20).

Punt Returns—Colorado: Blackmon 1-40, Team 1-0. **UNC:** Onic 1-0. **Kickoff Returns—Colorado:** none. **UNC:** Deggs 1-10.

Tackle Leaders—Colorado: Lewis 4,6—10; Gamboa 2,5—7; Jackson 5,0—5; Worthington 5,0—5; Fisher 3,2—5; Edwards 1,4—5; Oliver 4,0—4; Tuiloma 3,0—3; Hasselbach 1,2—3; Frazier 2,0—2; Laguda 2,0—2. **UNC:** Glau 9,1—10; Walker 8,1—9; Boyd 7,2—9; Stelzner 7,2—9; Kane 7,0—7; Swopes 6,0—6; Cameron 3,3—6; Nelson 4,0—4.

Quarterback Sacks—Colorado: McCartney 1-6. **UNC:** Morris 1-8.

Interceptions—Colorado: Oliver 1-0. **UNC:** Kane 1-44. **Passes Broken Up—Colorado:** Coleman 2, Fisher, Udoffia, Worthington. **UNC:** Walker 2, Kane, Nelson.

GAME NOTES

Colorado opened 3-0 for the 41st time in its 128-year history, but for the first time since 2008 and just the second time since opening 5-0 in 1998 (3-0 also in 2004) ... CU leads the series with UNC by a 10-2 count; this was just the fifth time in 12 games both teams scored, and the first that both did in double figures; the 62 points combined were the most ... The game time of 3:22 despite halftime being reduced to 15 minutes ... CU lost the coin toss after winning 10 in a row, but has still won 15 of the last 17 dating back to last year's opener ... Colorado gained at least 100 yards in each quarter for the first time this season and for the first time since last year's Washington State game (CU did it three times in 2016) ... The Buffaloes went 123:52 before allowing their first touchdown this season ... This marked the 41st time in school history the Buffaloes had a 100-yard rusher and 100-yard receiver in the same game (31-10 in such contests): **TB Phillip Lindsay** (26-151 rushing) and **WR Devin Ross** (8-143; receiving); and the duo was seven yards receiving short of becoming the first 150/150 in CU annals (previous closest was nine rushing yards on two occasions) ... CU's receivers nicknamed themselves the "Blackout Boyz," mainly led by the four starters: seniors **Bryce Bobo**, **Shay Fields** and **Devin Ross** and junior **Jay MacIntyre**. Those four combined for 26 catches for 342 yards (13.2 per), with four touchdowns and all 16 first downs earned in the passing game ... Though just with six career starts (and a 5-1 record), **QB Steven Montez** has already tied a significant CU record as he now has career 400-yard total offense games.

GAME 4 WASHINGTON 37, COLORADO 10 SEPTEMBER 23, 2017 FOLSOM FIELD, BOULDER

BOULDER — Seventh-ranked Washington handed Colorado a repeat of their Pac-12 title game from last year, methodically pounding out a 37-10 win before a soggy Folsom Field crowd of 47,666.

After a close first half, the Huskies pulled away after intermission, once again aided by an interception return for a touchdown — one of three interceptions thrown by Buffs quarterback Steven Montez, the same number of interceptions recorded by the Huskies in last year's game.

Washington, which outscored Colorado 27-3 in the second half last year for a 41-10 win, outscored the Buffs 27-3 in the second half again. The loss dropped Colorado to 3-1 on the season (0-1 Pac-12) while the Huskies improved to 4-0, 1-0.

The Buffs ended up being their own worst enemy in clutch situations. Colorado scored first, but the Huskies then put 17 unanswered points on the board off CU miscues and the UW offense wore down the Buffs defense.

Colorado drew first blood, taking the opening kickoff and marching 75 yards in 11 plays for the score. Montez completed four passes for 54 yards on the drive, including throws of 13 yards to Bryce Bobo and 22 yards to Devin Ross. Phillip Lindsay carried six times for 21 yards, including a 1-yard touchdown run. James Stefanou's PAT gave Colorado a 7-0 lead with 10:24 to go in the first quarter.

The Buffs then threatened to extend that margin after an Afolabi Laguda interception ended the Huskies' first possession. Colorado drove from its own 20 into Washington territory, but the drive stalled at the UW 40 and the Buffs punted.

Colorado got one more break on the Huskies' ensuing possession when UW kicker Tristan Vizcaino was wide right on a 32-yard field goal try.

But the Buffs' luck broke the other way on their next possession when Montez came up short on a third-down run, forcing a CU punt. The Huskies crashed protection and blocked an Alex Kinney kick, recovering at the Colorado 12.

Four plays later, the Huskies tied the game on a 1-yard Myles Gaskin run.

From that point on, the Buffs continued to create opportunities for the Huskies. On CU's next possession, Colorado drove into Washington territory before a Montez pass bounced off Lindsay's hands into those of UW's Jordan Miller. Nine plays later, the Huskies got a 25-yard go-ahead field goal for a 10-7 lead.

CU's next possession ended with a Montez interception in the end zone and UW ran out the clock to end the half.

The Huskies then methodically pulled away from the Buffs in the second half. Washington took the kickoff and marched 74 yards for a TD, with a CU penalty on a third-down incompletion keeping the drive alive. The Huskies capped the drive with a 43-yard touchdown pass from Jake Browning to Quinten Pounds for a 17-7 lead.

Colorado managed to answer with a scoring drive of its own, going 53 yards before settling for a 49-yard James Stefanou field goal to close to within 17-10. The Buffs then caught a break on UW's next possession when Vizcaino missed another field goal try.

But the Buffs then committed their biggest mistake of the night on their next possession when UW cornerback Myles Bryant broke on a Montez pass, picked it off and raced 35 yards to the end zone, giving the Huskies a 24-10 lead.

From that point on, Washington ground the Buffs down. The Huskies added a seven-play, 61-yard scoring drive early in the final period to go up 31-10, then added their final score of the night when Gaskin went 57 yards for a score midway through the fourth quarter.

Washington	0	10	14	13	—	37
COLORADO	7	0	3	0	—	10

SCORING	Score	Time	Qtr
COLORADO — Lindsay 1 run (Stefanou kick)	7- 0	10:24	1Q
Washington — Gaskin 1 run (Vizcaino kick)	7- 7	9:04	2Q
Washington — Vizcaino 25 FG	7-10	3:36	2Q
Washington — Pounds 43 pass from Browning (Vizcaino kick)	7-17	11:38	3Q
COLORADO — Stefanou 49 FG	10-17	7:28	3Q
Washington — Bryant 35 interception return (Vizcaino kick)	10-24	2:03	3Q
Washington — Ahmed 6 run (Vizcaino kick)	10-31	11:16	4Q
Washington — Gaskin 57 run (kick failed)	10-37	7:17	4Q

Attendance: 47,666 **Time:** 2:57

Weather (45°): light rain/drizzle, 100% humidity, 8 mph winds from the northeast

TEAM STATISTICS	COLORADO	WASHINGTON
First Downs.....	20	20
Third Down Efficiency (Fourth).....	7-15 (0-1)	5-10 (0-0)
Rushes—Net Yards	43-120	39-254
Passing Yards	191	160
Passes (Att-Comp-Int).....	30-22-3	21-11-1
Total Offense.....	311	414
Return Yards	6	54
Punts: No-Average.....	5-29.0	1-51.0
Fumbles: No-Lost.....	3-0	0-0
Penalties/Yards	3/35	3/20
Quarterback Sacks—Yards	1-0	5-25
Time of Possession	30:52	29:08
Drives/Average Field Position	11/C24	11/W31
Red Zone: Scores-Attempts (Points).....	1-1 (7)	3-4 (27)

INDIVIDUAL STATISTICS

Rushing—Colorado: Lindsay 19-68, Montez 15-49, Bisharat 5-11, Ross 1-4, Evans 1-3, Noyer 1-minus 4, Team 1-minus 11. **Washington:** Gaskin 27-202, Ahmed 6-27, McClatcher 1-15, Browning 2-9, Pleasant 1-5, Team 2-minus 4.

Passing—Colorado: Montez 27-21-3, 171, 0 td; Noyer 3-1-0, 20, 0 td. **Washington:** Browning 21-11-1, 160, 1 td.

Receiving—Colorado: Fields 5-36, Winfree 5-33, Lindsay 5-32, Ross 4-41, Bobo 2-29, Shenault 1-20. **Washington:** McClatcher 4-44, Pettis 3-54, Bryant 2-12, Pounds 1-43, Lenius 1-7.

Punting—Colorado: Kinney 4-36.2 (45 long, 2 In20), Team 1-0.0. **Washington:** Whitford 1-51.0 (51 long, 0 In20).

Punt Returns—Colorado: Blackmon 1-6. **Washington:** Vea 1-17. **Kickoff Returns—Colorado:** Nixon 3-77, Blackmon 2-34. **Washington:** McGrew 2-38.

Tackle Leaders—Colorado: Gamboa 5,4—9; Lewis 3,6—9; Jackson 4,2—6; Franke 1,4—5; Udoffia 4,0—4; Worthington 2,2—4; Edwards 1,3—4; Laguda 1,1—2; Mulumba 0,2—2; Tuiloma 0,2—2; Four with 1,0—1 (Fisher, Landman, McCartney, Oliver). **Washington:** Victor 7,3—10; Bierra 5,2—7; Bryant 4,3—7; Joyner 4,2—6; Bowman 4,2—6; Rapp 3,3—6; Burr 3,2—5.

Quarterback Sacks—Colorado: Jackson 1-0. **Washington:** Victor 1-6, Bowman 1-5, Constantine 1-4, Onwuzurike 1-1, Team 1-9.

Interceptions—Colorado: Laguda 1-0. **Washington:** Miller 2-2, Bryant 1-35. **Passes Broken Up—Colorado:** Gamboa, Oliver. **Washington:** none.

GAME NOTES

This was the first time it rained during a game at Folsom Field in two years (there was light to moderate rain throughout the Oregon game on Oct. 3, 2015; just the second game with rain since 2006) ... Because of the weather and slippery conditions, CU's live buffalo mascot, Ralphie V, did not run in either half ... **WR Juwann Winfree** made his first career start; **DL Jase Franke** made his first career start at defensive end but his second overall ... Washington won its seventh straight in the series to extend its lead to **11-5-1** (CU's last win over the Huskies was in the '96 Holiday Bowl) ... The Buffs dropped to **1-1** when wearing silver helmets-black jerseys-silver pants ... The game time of **2:57** was easily the quickest of the year, matched last year's total of sub-3 hour games (1) and was the fastest since the 2013 CU-Washington game in Seattle that took 2:48 ... CU lost the coin toss after for the second consecutive game, which had not occurred since 2015 ... The Buffaloes scored for the first time in 2017 on their first possession of the game (driving 75 yards in 11 plays) ... Colorado's first kickoff return of the season (K.D. Nixon's 27-yard effort) came **201** minutes into the year; CU went on to return five kickoffs for a 22.2 average ... **TB Phillip Lindsay** (5-32 receiving) became CU's all-time reception leader by a running back with 96 receptions (for 783 yards, which is second); he passed Rodney Stewart (2008-11) who had 93 for 969 ... **PK James Stefanou** made his career-long 49 yard field goal and improved to 7-of-8 on the season; it was the fifth-longest field goal by a freshman in school history, and his 7-of-8 start ties the fourth-best beginning in field goal makes by any kicker in CU annals ... Myles Gaskin (27-202) was the first player to rush for over 200 yards against CU since Arizona's Jared Baker did so on Oct. 17, 2015 (23-207).

GAME 5 UCLA 27, COLORADO 23 SEPTEMBER 30, 2017**ROSE BOWL, PASADENA, CALIF.**

PASADENA, Calif. — True to form, the Colorado-UCLA game came down to the fourth quarter in the Rose Bowl, with the Bruins hanging on for a 27-23 win.

CU dropped to 3-2 on the season and 0-2 in the Pac-12. UCLA improved to 3-2, 1-1.

The game was close throughout, as Colorado led early, then saw the Bruins rally to take the lead. UCLA held a 14-10 edge at the half after a Buffs fake field goal attempt near the end of the half resulted in an incomplete pass.

The Bruins led by as many as 11 in the second half. Colorado cut the lead to one twice, 21-20 and 24-23, but could never completely erase the deficit.

For the second week in a row, Colorado scored first. The Buffs marched 63 yards on nine plays, reaching the end zone on a 21-yard pass from Steven Montez to Phillip Lindsay for a 7-0 lead.

Montez finished with 243 yards passing (17-for-36) and one touchdown and was also CU's leading rusher with 108 yards on 15 carries. The Buffs had 191 yards on the ground.

UCLA quickly answered, driving 75 yards on the ensuing possession to tie the game at 7-7, getting a 12-yard touchdown throw from Josh Rosen to Austin Roberts. Rosen was 28-for-45 for 372 yards with one touchdown and one interception. UCLA finished with just 95 yards rushing.

Colorado took the lead again two possessions later, driving 47 yards on five plays before settling for a 33-yard James Stefanou field goal for a 10-7 lead. It was Stefanou's seventh straight field goal of the season and his eighth successful in attempt in nine tries.

The Bruins, though, took the lead for the first time on their next possession when Rosen engineered an eight-play, 75-yard drive. Rosen completed a 46-yard toss to

Lasley on a flea-flicker play before Jalen Starks carried in from the 1-yard line for a 14-10 lead.

Colorado then muffed a chance to pull within one late in the half when a fake field goal produced an incomplete pass and the half ended with the Bruins holding on to their 14-10 lead.

After a CU possession that went nowhere to open the second half, UCLA quickly built its lead to 21-10, driving 58-yards in five plays with Soso Jamabo carrying in from the 2.

Colorado finally got its offense back on track. The Buffs went 75 yards for a score on their next possession, with Phillip Lindsay capping the drive with a 2-yard run to cut UCLA's lead to 21-17 with 6:59 to go in the third quarter. The big play of the drive was a Montez run for 25 yards on fourth-and-1.

The Buffs then created their first big break of the game when safety Evan Worthington intercepted a Rosen pass near the sidelines. Colorado then drove 62 yards to the UCLA 16 before settling for a 33-yard field goal to close the gap to 21-20.

UCLA extended its lead to four in the fourth quarter on a 33-yard J.J. Molson field goal before Colorado answered again, driving from the CU 29 to the UCLA 16. Stefanou kicked his third 33-yard field goal of the night to pull the Buffs to within one, 24-23, with 6:46 left in the game.

The Bruins, however, took the ensuing kickoff and methodically marched downfield, eating up yardage and clock at the same time. The Bruins used 6:15 before taking a 31-yard Molson field goal for a 27-23 lead with just 26 seconds left in the game for the final points of the night.

Colorado's last-gasp drive ended with Montez throwing incomplete in the end zone as the clock ran out.

COLORADO	7	3	10	3	-	23
UCLA	7	7	7	6	-	27

SCORING	Score	Time	Qtr
COLORADO — Lindsay 21 pass from Montez (Stefanou kick)	7- 0	4:34	1Q
UCLA — Roberts 12 pass from Rosen (Molson kick)	7- 7	9:04	1Q
COLORADO — Stefanou 33 FG	10- 7	10:34	2Q
UCLA — Starks 1 run (Molson kick)	10-14	7:36	2Q
UCLA — Soso 2 run (Molson kick)	10-21	11:39	3Q
COLORADO — Lindsay 2 run (Stefanou kick)	17-21	6:59	3Q
COLORADO — Stefanou 33 FG	20-21	1:09	3Q
UCLA — Molson 33 FG	20-24	9:48	4Q
COLORADO — Stefanou 33 FG	23-24	6:46	4Q
UCLA — Molson 31 FG	23-27	0:26	4Q

Attendance: 61,338 **Time:** 3:24

Weather (70°): light haze, 67% humidity, 4 mph winds from the southeast

TEAM STATISTICS	COLORADO	UCLA
First Downs.....	24	25
Third Down Efficiency (Fourth).....	4-16 (2-3)	9-16 (1-2)
Rushes—Net Yards	38-191	35-95
Passing Yards	243	372
Passes (Att-Comp-Int).....	38-17-0	45-28-1
Total Offense	434	467
Return Yards	1	0
Punts: No-Average	4-42.0	3-39.0
Fumbles: No-Lost.....	0-0	1-0
Penalties/Yards	6/53	9/85
Quarterback Sacks—Yards	1-1	0-0
Time of Possession	29:41	30:19
Drives/Average Field Position	11/C25	11/U26
Red Zone: Scores-Attempts (Points).....	4-5 (16)	5-5 (27)

INDIVIDUAL STATISTICS

Rushing—Colorado: Montez 15-108, Lindsay 19-83, Bobo 1-9, Shenault 1-1, Adkins 1-minus 2, Team 1-minus 8. **UCLA:** Jamabo 21-70, Starks 6-12, Rosen 5-7, Stephens 1-6, Andrews 1-2, Olorunfunmi 1-minus 2.

Passing—Colorado: Montez 36-17-0, 243, 1 td; Patterson 1-0-0, 0; Team 1-0-0, 0. **UCLA:** Rosen 45-28-1, 372, 1 td.

Receiving—Colorado: Ross 5-55, MacIntyre 4-71, Lindsay 4-47, Bobo 2-23, Shenault 1-42, Fields 1-5. **UCLA:** Andrews 8-96, Lasley 7-146, Wilson 6-65, Roberts 2-42, Jamabo 2-11, Gentosi 1-7, Howard 1-5, Massington 1-0.

Punting—Colorado: Kinney 4-42.0 (50 long, 1 In20). **UCLA:** Flintoft 3-39.0 (48 long, 1 In20).

Punt Returns—Colorado: none. **UCLA:** none. **Kickoff Returns—Colorado:** Nixon 2-42, Blackmon 2-40. **UCLA:** Lasley 2-39.

Tackle Leaders—Colorado: Gamboa 5,6—11; Lewis 3,8—11; Worthington 5,3—8; Moeller 6,0—6; Edwards 5,1—6; Oliver 4,1—5; Jackson 3,1—4; Laguda 3,0—3; Franke 2,0—2; McCartney 2,0—2; Hasselbach 1,1—2; Mulumba 1,1—2; Wigley 1,1—2. **UCLA:** Young 9,3—12; Wadood 7,1—8; Pickett 7,0—7; Lucier 2,2—4; Johnson 2,1—3; Woods 2,1—3.

Quarterback Sacks—Colorado: Edwards 1-1. **UCLA:** none.

Interceptions—Colorado: Worthington 1-1. **UCLA:** none. **Passes Broken Up—Colorado:** Gamboa 3, Moeller 2, Lewis, Oliver, Worthington. **UCLA:** Pickett, Samuel.

GAME NOTES

The last four games in the series have been decided by 21 points (UCLA has won three of the four, by 11 points) ... This marked the first time CU wore all black for a road game (previously did so for a bowl, a Big 12 title game and two CSU games in Denver); the Buffs are now 3-2 when donned in all black away from Folsom (2-15 when wearing black helmets as well) ... Colorado dropped to 3-22-1 in the state of California (1-4 in Pasadena), with UCLA's series lead at 10-3 (6-1 in California) ... Alumni-city on the CU sidelines: **Chris Hudson** ('94 Thorpe winner), **Nelson Spruce**, **Scotty McKnight**, **Stephane Nembot**, **Jordan Carrell** and **Rashidi Barnes** all in attendance ... **DT Lyle Tuiloma** made his first career start ... Colorado won the coin toss for the third time this year and for the 16th time in 19 tries dating back to last year's season opener ... Colorado finally started the **offensive line** it basically practiced with for all of August camp: **LT**-Jeromy Irwin, **LG**-Gerrad Kough, **C**-Jonathan Huckins, **RG**-Tim Lynott, **RT**-Aaron Haigler; Irwin missed the first two games for violating team rules, Huckins the last two after being injured against Texas State ... **QB Steven Montez** had his second career 100-yard rushing game but this was the first time in eight starts (5-3 record) that he did not complete 50 percent of his passes ... **TB Phillip Lindsay** became the 17th player in school history, and the first running back, to have 100 career receptions; he landed on that number with four receptions ... **S Evan Worthington** made his second career interception ... **PK James Stefanou** (2-2 PAT, 3-3 FG) extended his streak to nine straight FG makes, tied for the second-longest in school annals.

GAME 6 ARIZONA 45, COLORADO 42 OCTOBER 7, 2017**FOLSOM FIELD, BOULDER**

BOULDER — Phillip Lindsay became Colorado's all-time leader in all-purpose yards, but the Buffs had no answer on defense for Arizona quarterback Khalil Tate as the Buffs came up short, 45-42, at Folsom Field.

Lindsay ran for 281 yards and three touchdowns on a CU-record 41 carries, and also added 39 yards receiving as CU finished with 551 yards on offense. Tate, who replaced injured Brandon Dawkins early in the game, had 327 yards rushing on 14 carries — an FBS record for a quarterback — and four touchdowns, along with 142 yards passing and another score.

The game was the first time in FBS history that two players eclipsed 250 yards in rushing. Their 608 yards rushing was also an FBS record for most rushing yardage by two players.

The two teams traded scores all night, with Arizona taking a 21-14 lead at the half. The Buffs managed to stay close but could never completely close the gap.

On the 'Cats first possession after Dawkins' injury, Tate raced 58 yards to the end zone to give the Wildcats a 7-0 lead on the first play of the drive.

CU answered Arizona's first score with a 10-play, 75-yard drive. Steven Montez completed a pair of big third-down passes — the first for 39 yards to Jay MacIntyre and the second to Shay Fields for 15 — before Lindsay carried on the last four plays, including a 5-yard touchdown run to tie the game at 7-7.

Tate needed one play, a 75-yard run, to put Arizona back in the lead, 14-7, before Colorado answered again. The Buffs drove 85 yards in 19 plays for the tying score. Lindsay carried 14 times for 80 yards, including the 1-yard touchdown run.

Arizona, however, responded with a three-play, 68-yard drive. Tate had a 13-yard scoring pass to Shun Brown for a 21-14 lead, which held until the half.

After forcing a Colorado punt to open the second half, Arizona needed just 1:16 to go 70 yards for a score, with Tate scoring from 47 out and a 28-14 lead.

The Buffs answered again with another long, methodical march, driving 75 yards in 15 plays. Montez hit Bryce Bobo from 7 yards out for the score. The drive pulled the Buffs to within 28-21 with 7:13 still left in the third.

But Arizona and Tate responded by going 75 yards for another score. Tate had a 28-yard run on the drive as the Wildcats went up 35-21.

Colorado again pulled to within a touchdown. CU drove 75 yard in 10 plays, with a Montez 2-yard pass to Chris Bounds narrowing the Arizona lead to 35-28 early in the fourth.

Tate answered again. This time it was another 75-yard scoring run, his fourth rushing touchdown of the game, giving the Wildcats a 42-28 lead.

Colorado took the ensuing kickoff and marched 75 yards to its fifth touchdown of the night, capping the drive with a 39-yard Montez pass to Bounds, cutting Arizona's lead to 42-35 with 11:02 left.

Arizona then made it a two-score game again, but had to settle for a 24-yard Josh Pollack field goal for a 45-35 lead with 8:06 left.

CU then drove 75 yards again, in nine plays. Lindsay scored from 11 yards out on his 41st carry of the night. With 5:04 left in the game, the Buffs trailed by three, 45-42.

But Arizona managed to run the clock out on its next possession, with Tate running for a key conversion to extend the drive, racing 31 yards on a 3rd-and-7 to the Buff 17. The Wildcats then ran the clock out with a pair of kneeldowns with the Buffs all out of timeouts.

Tate also completed 12-of-13 passes for 154 yards, giving him 481 yards of total offense, leading UA to 10.13 yards per play (567 on 56 plays), the fourth-highest number ever against a CU team.

Arizona	14	7	14	10	—	45
COLORADO	7	7	7	21	—	42

SCORING	Score	Time	Qtr
Arizona — Tate 58 run (Pollack kick)	0-7	8:59	1Q
COLORADO — Lindsay 5 run (Stefanou kick)	7-0	4:33	1Q
Arizona — Tate 28 run (Pollack kick)	7-14	2:13	1Q
COLORADO — Lindsay 1 run (Stefanou kick)	14-14	2:24	2Q
Arizona — Brown 13 pass from Tate (Pollack kick)	14-21	1:21	2Q
Arizona — Tate 47 run (Pollack kick)	14-28	12:21	3Q
COLORADO — Bobo 7 pass from Montez (Stefanou kick)	21-28	7:13	3Q
Arizona — Green 1 run (Pollack kick)	21-35	1:51	3Q
COLORADO — Bounds 2 pass from Montez (Stefanou kick)	28-35	13:21	4Q
Arizona — Tate 75 run (Pollack kick)	28-42	13:06	4Q
COLORADO — Bounds 39 pass from Montez (Stefanou kick)	35-42	11:02	4Q
Arizona — Pollack 24 FG	35-45	8:06	4Q
COLORADO — Lindsay 11 run (Stefanou kick)	42-45	5:04	4Q

Attendance: 49,976 Time: 3:12

Weather (75°): mostly clear skies, 14% humidity, 11 mph winds from the southwest

TEAM STATISTICS	COLORADO	ARIZONA
First Downs.....	29	25
Third Down Efficiency (Fourth).....	13-21 (4-4)	6-9 (1-1)
Rushes—Net Yards	58-300	42-413
Passing Yards	251	154
Passes (Att-Comp-Int).....	32-19-0	14-12-0
Total Offense	551	567
Return Yards	0	6
Punts: No-Average.....	3-41.7	1-35.0
Fumbles: No-Lost	0-0	1-1
Penalties/Yards	12/110	2/10
Quarterback Sacks—Yards	0-0	4-29
Time of Possession	35:54	24:06
Drives/Average Field Position	10/C23	11/A29
Red Zone: Scores-Attempts (Points).....	5-5 (35)	3-5 (17)

INDIVIDUAL STATISTICS

Rushing—Colorado: Lindsay 41-281, Bisharat 8-32, Adkins 1-2, Montez 8-minus 15. **Arizona:** Tate 14-327, Wilson 11-42, Taylor 10-29, Dawkins 4-17, Green 1-1, Team 2-minus 3.

Passing—Colorado: Montez 32-19-0, 251, 3 td. **Arizona:** Tate 13-12-0, 154, 1 td; Dawkins 1-0-0, 0.

Receiving—Colorado: Bobo 6-53, MacIntyre 3-57, Lindsay 3-39, Fields 3-38, Bounds 2-41, Winfree 2-23. **Arizona:** Brown 7-28, Wolma 2-17, Ellison 1-60, Johnson 1-28, Poindexter 1-11.

Punting—Colorado: Kinney 3-41.7 (50 long, 0 In20). **Arizona:** Glatting 1-35.0 (35 long, 1 In20).

Punt Returns—Colorado: none. **Arizona:** Brown 1-6. **Kickoff Returns—Colorado:** Nixon 1-17. **Arizona:** Johnson 1-32.

Tackle Leaders—Colorado: Gamboa 5,9—14; Laguda 7,1—8; Jackson 3,3—6; Moeller 5,0—5; Lewis 2,3—5; Worthington 3,1—4; Wigley 2,1—3; Mulumba 0,3—3; Oliver 2,0—2;

McCartney 1,1—2; Edwards 0,2—2; Franke 0,2—2; Fisher 1,0—1; Frazier 0,1—1. **Arizona:** Young 5,6—11; Fields 4,7—11; Burns 8,2—10; Flannigan-Fowles 4,4—8; Schooler 4,2—6.

Quarterback Sacks—Colorado: none. **Arizona:** Fields 1-16, Schooler 1-9, Belknap 1-2, Rutt 1-2.

Interceptions—Colorado: none. **Arizona:** none. **Passes Broken Up—Colorado:** none. **Arizona:** Whittaker 3, Burns, Wilborn.

GAME NOTES

Tonight's attendance of **49,976** was the most for a CU-UA game at Folsom Field, besting the 48,111 back in 2011, the Buffs' first year in the Pac-12 Conference ... Colorado donned white helmets, black jerseys and white pants (dropping to **2-1** in the look) ... The Buffs are **18-8** in Family Weekend games and now lead the series with Arizona **14-6** (**6-4** in Boulder, **7-3** in night games) ... This matched the highest scoring game in the series (87 points; UA won 56-31 in Tucson in 2012); both teams have scored 20 or more points in last eight games ... This tied for the third most points as well as the fourth most total offense in losing a game in CU history ... Colorado is now **188-5** all-time when scoring 38 or more points ... The teams combined for **725** rushing yards (UA 425, CU 300) ... Seniors **TB Phillip Lindsay** and **WR Shay Fields** and left indelible marks against Arizona, Lindsay finishing with the most career rushing yards against one opponent (605) and Fields the second-most career receiving yards versus one school (408) ... Lindsay had a record night, becoming CU's all-time leader in all-purpose yards (4,989), set the mark for the most carries (41), became the fifth Buff to surpass 3,000 yards rushing thanks to the fourth-most single game rushing yards (281), and tied the school mark for first downs earned in a game (17, 16 rushing) and he matched the late Rashaan Salaam's mark set against Texas in 1994 for the most by a non-quarterback. **TE Chris Bounds**, in making his first two TD receptions of his career, became the first CU tight end to have two in a game since Joe Klopfenstein did so against Kansas in Boulder on Oct. 22, 2005.

GAME 7 COLORADO 36, OREGON STATE 33**OCTOBER 14, 2017****RESER STADIUM, CORVALLIS**

CORVALLIS, Ore. — Phillip Lindsay rushed for 185 yards and two touchdowns and quarterback Steven Montez and wide receiver Bryce Bobo hooked up for three scores — with Bobo throwing one to Montez — to lead the Buffs to a 36-33 come-from-behind win at Oregon State.

The final Montez-to-Bobo score came with just 1:34 left in the game, capping a nine-play, 82-yard scoring drive that gave the Buffs their 36-33 lead.

Montez masterfully piloted the game-winning drive, completing all four of his passes for 38 yards, three for first downs, and also had an 11-yard run to earn one. Lindsay picked up 23 yards on four carries on the possession, in which the Buffs never were faced with a third down try.

Oregon State then drove into CU territory on its final possession, but a 52-yard field goal try with 10 seconds left fell short to clinch the Buffs win.

Montez finished 14-of-24 for 168 yards and two scores while Lindsay rushed 28 times for 185 yards and two scores, giving him 466 yards rushing and five touchdowns on 69 carries in his last two games.

After a lackluster first half that saw the Buffs trailing 19-14 at intermission, the Buffs finally took the lead early in the third period, sparked by an Evan Worthington interception on OSU's first possession of the half. Worthington returned the errant pass 43 yards and the Buffs needed just six plays to go 46 yards to the end zone. Montez threw 8 yards to Shay Fields and Lindsay ran 17 yards on the drive, with Lindsay scoring from 9 yards out. James Stefanou's PAT gave the Buff their first lead of the game, 21-19, with 7:07 left in the third period.

But Oregon State quickly answered, going 75 yards in six plays to regain the lead. OSU running back Ryan Nall scored from 13 yards out to give OSU to a 26-21 lead with 20 seconds left in the third period.

Colorado responded by driving 88 yards in 18 plays to regain the lead. Lindsay carried eight times for 33 yards on the drive and Montez capped the march with a 9-yard scoring toss to Bobo. Montez then threw again to Bobo for the 2-point conversion and CU led, 29-26, with 8:53 left in the game.

The Beavers, however, had one more touchdown drive in their pocket, driving 84 yards in 10 plays with Nall scoring from 4 yards out to give OSU a 33-29 lead with just 4:22 left.

That set the stage for CU's game-winning drive and the final defensive stand. Lindsay ran four times for 23 yards on the winning drive before Montez hit Bobo from 13 out for the game's final touchdown.

CU then came up with big defensive plays on OSU's final possession, forcing the Beavers to try a 52-yard field goal, which fell short.

In the first half, the Beavers scored on all five of their possessions, driving for a touchdown on their first time with the ball, then adding four field goals on their next four possessions to take a 19-14 lead at the half.

Colorado answered OSU's opening touchdown quickly, springing Lindsay loose on second down for a 74-yard touchdown run. After OSU took a 16-7 lead on three field goals, CU cut the lead to two when the Buffs went 73 yards in 10 plays for a touchdown. Montez hit Bobo with a 15-yard toss to keep the drive moving early in the march and Bobo then returned the favor later, throwing an 11-yard scoring pass to Montez. It was Bobo's second career touchdown pass (he had one to Lindsay last year at USC) and it pulled Colorado to within two, 16-14.

But the Beavers then used the last 1:36 of the half to push their lead to five, getting their fourth field goal of the half to send the Buffs into the locker room trailing 19-14. All told, OSU drove into the red zone seven times in 10 possessions, but came away with just three touchdowns and the four field goals.

COLORADO	7	7	7	15	—	36
Oregon State	10	9	7	7	—	33

SCORING	Score	Time	Qtr
Oregon State — Nall 4 run (Choukair kick)	0- 7	8:59	1Q
COLORADO — Lindsay 74 run (Stefanou kick)	7- 7	8:34	1Q
Oregon State — Choukair 32 FG	7-10	5:41	1Q
Oregon State — Choukair 37 FG	7-13	13:41	2Q
Oregon State — Choukair 20 FG	7-16	5:26	2Q
COLORADO — Montez 11 pass from Bobo (Stefanou kick)	14-16	1:42	2Q
Oregon State — Choukair 31 FG	14-19	0:00	2Q
COLORADO — Lindsay 9 run (Stefanou kick)	21-19	7:07	3Q
Oregon State — Nall 13 run (Choukair kick)	21-26	0:20	3Q
COLORADO — Bobo 9 pass from Montez (Bobo pass from Montez)	29-26	8:53	4Q
Oregon State — Nall 4 run (Choukair kick)	29-33	4:22	4Q
COLORADO — Bobo 13 pass from Montez (Stefanou kick)	36-33	1:34	4Q

Attendance: 33,785 **Time:** 3:14

Weather (47°): sunny skies, 91% humidity, 5-10 mph winds from the northeast

TEAM STATISTICS	COLORADO	OREGON STATE
First Downs.....	25	30
Third Down Efficiency (Fourth).....	7-12 (1-1)	10-15 (0-0)
Rushes—Net Yards	41-206	46-280
Passing Yards	179	289
Passes (Att-Comp-Int).....	25-15-0	37-20-1
Total Offense.....	385	569
Return Yards	43	15
Punts: No-Average.....	4-40.5	1-41.0
Fumbles: No-Lost.....	0-0	0-0
Penalties/Yards.....	3/14	9/79
Quarterback Sacks—Yards	0-0	2-18
Time of Possession	24:40	35:20
Drives/Average Field Position	10/C26	10/OS28
Red Zone: Scores-Attempts (Points).....	4-4 (29)	7-7 (33)

INDIVIDUAL STATISTICS

Rushing—Colorado: Lindsay 28-185, Montez 11-23, Evans 1-minus 1, Team 1-minus 1. **Oregon State:** Nall 24-172, Pierce 10-52, Tyner 5-31, Garretson 2-13, Johnson 5-12.

Passing—Colorado: Montez 24-14-0, 168, 2 td; Bobo 1-1-0, 11, 1 td. **Oregon State:** Garretson 37-20-1, 289, 0 td.

Receiving—Colorado: Bobo 9-126, Fields 5-42, Montez 1-11. **Oregon State:** Hernandez 7-65, Villamin 3-57, Togiai 3-31, Pierce 2-43, Nall 2-28, Bradford 1-41, Hodgkins 1-17, Tyner 1-7.

Punting—Colorado: Kinney 4-40.5 (52 long, 1 In20). **Oregon State:** Porebski 1-41.0 (41 long, 0 In20).

Punt Returns—Colorado: none. **Oregon State:** Hernandez 1-12, Bradford 1-3. **Kickoff Returns—Colorado:** Blackmon 5-95, Evans 1-9. **Oregon State:** Allen 4-91, Pierce 1-15, Smith 1-15.

Tackle Leaders—Colorado: Lewis 6,9—15; Worthington 12,0—12; Gamboa 4,4—8; Laguda 5,2—7; McCartney 4,3—7; Wigley 4,1—5; Fisher 3,1—4; Jackson 3,1—4; Frazier 2,1—3; Mulumba 2,0—2; Moeller 1,1—2; Franke 1,1—2; Collier 1,0—1; Coleman 1,0—1; Oliver 1,0—1. **Oregon St.:** Hungalu 6,5-11; Morris 5,4—9; Moore 4,3—7; Willis 4,3—7; Dunn 3,2—5.

Quarterback Sacks—Colorado: none. **Oregon State:** Hungalu 1-9, Willis 1-9.

Interceptions—Colorado: Worthington 1-43. **Oregon State:** none. **Passes Broken Up—Colorado:** Fisher 2, Worthington 2, Laguda, Lewis, Oliver. **Oregon State:** Moore, Wilson.

GAME NOTES

Colorado tied the series at 5-5 with Oregon State, taking a 2-1 lead in Corvallis ... This was the highest scoring game in the series, topping a 36-31 OSU win in Boulder in 2013 ... This was the 42nd time in CU history the Buffs had a 100-yard rusher and receiver; the Buffs are 32-10 in those games ... When the Buffs stopped the Beavers with a 3-and-out in the third quarter, it ended a run of 15 straight possessions where the opponent drove into CU territory (with two scores from outside the 50) ... Opponents have 24 drives inside-the-20 this year, but have come away with just 10 touchdowns; OSU had three TDs and four field goals on seven trips into the red zone ... The Buffs scored in all four quarters, extending the mark to 12 in a row ... CU's scoring drive in the fourth quarter went 88 yards over 18 plays, its fourth scoring drive this season of 15 or more plays ... CU has forced one or more turnovers in 32 of its last 34 games overall (all seven games in 2017); **S Evan Worthington** made his third career interception, all this season, returning it 43 yards. Offensively, CU extending its streak to a school record 13 straight quarters without committing a turnover, and have gone three straight games without one for the first time in school history (had gone back-to-back five times); it was also the fourth turnover-free game this year, tying the school record set in 1989, 1993, 2006 and 2011 ... **TB Phillip Lindsay** (28-185 rushing), had a two-game total of 466 yards, fourth-most in back-to-back games in school history ... **WR Bryce Bobo** had a career-high 126 receiving yards and threw his second career TD pass ... With **QB Steven Montez** making a TD reception, CU quarterbacks have caught at least one pass now in seven straight seasons; including three for touchdowns ... Colorado moved to within one win from becoming the 25th school to win 700 games (all-time record of 699-497-36).

GAME 8 WASHINGTON STATE 28, COLORADO 0**OCTOBER 21, 2017****MARTIN STADIUM, PULLMAN**

PULLMAN, Wash. — Colorado was held scoreless for the first time since 2012 and Washington State did just enough offensively to carve out a 28-0 win over the Buffs in a wet, cold and windy Martin Stadium.

The Buffs even changed quarterbacks at the half, bringing in redshirt freshman Sam Noyer for an ineffective Steven Montez, but the change had no significant impact.

The last time CU had been shut out was a 48-0 loss at home to Stanford in 2012, or 60 games ago. Its 174 yards total offense was the lowest output since the 2016 Pac-12 championship game, when Colorado had just 163 yards offense.

Colorado dropped to 4-4 and 1-4 in Pac-12 play while WSU improved to 7-1, 4-1.

The Buffs had their chances to seize momentum early in the game, forcing and recovering a WSU fumble near midfield on the Cougars' second possession, then taking over near midfield again after a short WSU punt and penalty.

But the Buffs offense could never find a rhythm. CU did not produce a first down until late in the first quarter, and Montez did not complete a pass until late in the second period.

Then, after experiencing their own problems in a scoreless first quarter, the Cougars finally hit stride in the second period.

Following a Montez incompletion on fourth down in WSU territory early in the second period — a play that also resulted in the ejection of Buffs left tackle Jeromy Irwin for targeting — the Cougars went 72 yards in three plays for the first score of the game. Luke Falk hit Tay Martin for a 50-yard touchdown pass and WSU took a 7-0 lead with 11:25 to go in the half.

Seven minutes later, following CU's fourth punt of the half, the Cougars struck again. Falk guided a 10-play, 81-yard march, finishing with an 18-yard touchdown pass to Brandon Arconado.

CU's offense struggled the entire half. Montez did not complete a pass until less than five minutes remained in the second quarter, and he finished the half just 4-for-13 for 21 yards. CU's Phillip Lindsay ran for 58 yards in the first half, but needed 18 carries to hit that total, and he finished with 98 yards on 29 carries.

In the second half, the Buffs turned to redshirt freshman Noyer at quarterback, but Noyer's first drive was stifled in WSU territory after a high snap left the Buffs in a second-and-28 hole. CU punted, and nine plays later, the Cougars were in the end zone again, getting a 9-yard run from Jamal Morrow for a 21-0 lead with 9:26 to go in the third period.

Both teams then traded punts for much of the remainder of the game. The Buffs reached into WSU territory on a couple of occasions, but both times were stopped on fourth down at the Cougars' 17. Colorado entered the game having successfully converted seven straight fourth-down tries, but the Buffs were just 2-for-6 in that department against the Cougars and just 1-for-17 on third down.

Washington State tacked on one more score, going 52 yards in 10 plays, capping the drive with a 5-yard Falk pass to Renard Bell to push the final margin to 28-0.

Lindsay surpassed the 1,000-yard rushing mark in the game to become the first player in CU history to have back-to-back 1,000-yard seasons (Eric Bieniemy had 1,000-yard seasons in 1988 and 1990).

Montez finished 4-for-13 for 21 yards, but did extend his streak of throws without an interception to 108. Noyer was 7-for-18 for 53 yards. Quarterback Casey Marksberry saw his first action as a Buff and completed two of three attempts for 20 yards.

COLORADO	0	0	0	0	—	0
Washington State	0	14	7	7	—	28

SCORING	Score	Time	Qtr
Washington State — Martin 50 pass from Falk (Powell kick)	0-7	11:25	2Q
Washington State — Arconado 18 pass from Falk (Powell kick)	0-14	4:50	2Q
Washington State — Morrow 9 run (Powell kick)	0-21	9:26	3Q
Washington State — Bell 5 pass from Falk (Powell kick)	0-28	5:17	4Q

Attendance: 31,461 **Time:** 3:18

Weather (41°): rain throughout, 99% humidity, 22-32 mph winds from the southeast

TEAM STATISTICS	COLORADO	WASH. STATE
First Downs.....	13	21
Third Down Efficiency (Fourth).....	1-17 (2-6)	6-16 (0-2)
Rushes—Net Yards	40-80	35-194
Passing Yards	94	212
Passes (Att-Comp-Int).....	34-13-0	43-20-0
Total Offense	174	212
Return Yards	5	30
Punts: No-Average	10-40.6	7-34.3
Fumbles: No-Lost	3-1	2-2
Penalties/Yards	5/45	6/70
Quarterback Sacks—Yards	2-15	3-17
Time of Possession	26:58	33:02
Drives/Average Field Position	16/C38	15/WS27
Red Zone: Scores-Attempts (Points).....	0-2 (0)	3-3 (21)

INDIVIDUAL STATISTICS

Rushing—Colorado: Lindsay 29-98, Montez 3-3, Noyer 5-1, Bisharat 1-1, Marksberry 1-minus 5, Team 1-minus 18. **Washington State:** Morrow 11-73, Williams 9-59, Falk 9-41, Wicks 5-15, Harrington 1-6.

Passing—Colorado: Noyer 18-7-0, 53, 0 td; Montez 13-4-0, 21, 0 td; Marksberry 3-2-0, 20, 1 td. **Washington State:** Falk 34-17-0, 197, 3 td; Hilinksi 9-3-0, 15, 0 td.

Receiving—Colorado: Ross 4-27, Winfree 2-20, Bobo 2-19, Fields 2-12, Frazier 1-9, MacIntyre 1-7, Lindsay 1-0. **Washington State:** Martin 4-78, Patmon 4-48, Morrow 2-28, Bell 2-13, Dimry 2-10, Williams 2-9, Arconado 1-18, Sweet 1-7, Johnson-Mack 1-1, Calvin 1-0.

Punting—Colorado: Kinney 10-40.6 (58 long, 5 In20). **Washington State:** Sweet 7-34.3 (58 long, 0 In20).

Punt Returns—Colorado: Blackmon 1-5, Oliver 1-0. **Washington State:** Strong 1-0. **Kickoff Returns—Colorado:** Blackmon 2-51. **Washington State:** none.

Tackle Leaders—Colorado: Lewis 6,2—8; Gamboa 3,5—8; Worthington 6,1—7; Moeller 5,2—7; Jackson 5,0—5; McCartney 4,1—5; Mulumba 3,1—4; Fisher 2,1—3; Hasselbach 2,1—3; Edwards 2,0—2; Udoffia 2,0—2; Wigley 2,0—2; Laguda 1,1—2. **Washington State:** Thompson 7,3—10; Rogers 6,3—9; Woods 3,3—6; Dale 4,1—5; Mata'afa 3,2—5.

Quarterback Sacks—Colorado: McCartney 1-8, Jackson ½-4, Mulumba ½-3. **Washington State:** Luvu 2-10, Oguayo 1-7.

Interceptions—Colorado: none. **Washington State:** none. **Passes Broken Up—Colorado:** Udoffia 3, Wigley 3, Moeller 2, Fisher, Frazier, Gamboa, Mathewes, Oliver, Worthington.

Washington State: Dale, Singleton.

GAME NOTES

Colorado's lead in the all-time series was cut to **6-5**; this was the second shutout in the series: the other took place on Sept. 18, 1982 in Spokane as CU's **12-0** win was the first by first-year head coach Bill McCartney ... Colorado has lost **28** straight road games to ranked opponents (last win: 31-17 at UCLA on Sept. 21, 2002) ... The Buffs are now **0-5-2** in Pac-12 back-to-back road doubleheaders (**0** wins, swept 5 times, **2** splits; **2-12** combined record) ... CU was last shutout on Nov. 3, 2012 by Stanford, 48-0 in Boulder (last shutout on road: 2010 at Missouri, 26-0); the Buffaloes had scored in **60** straight games overall, and this marked just the fourth time in the last **355** games CU did not score (dating to a 7-0 loss at Nebraska in 1988) ... CU set school records with **16** straight quarters without committing a turnover (**253:52** in total time), and nearly went four straight games without one ... **QB Steven Montez** extended his streak to 108 consecutive passes without an interceptions (sixth-longest in school history and the ninth of 100 or more) ... **QB Engineering:** Montez: 7 drives (34 plays, 82 yards); **Sam Noyer:** 7 drives (36 plays, 77 yards); **Casey Marksberry:** 2 drives (4 plays, 15 yards) ... The scoreless first quarter was just the sixth involving the Buffaloes over the last 178 games (dating back to 2003); the last one was against Washington in Boulder. The Buffs had scored in **12** straight quarters, the opponent had in 15 prior to tonight ... **TB Phillip Lindsay** (29-98 TD rushing; 7 FDE) recorded the **16th** 1,000-yard rushing season in school history, the first player to do it in back-to-back years.

GAME 9 COLORADO 44, CALIFORNIA 28 OCTOBER 28, 2017**FOLSOM FIELD, BOULDER**

BOULDER —One week after a halftime benching, CU quarterback Steven Montez produced his best game of the season and Colorado's defense played well when it mattered — even contributing to the scoring — as the Buffs produced a 44-28 win over Cal at Folsom Field.

With the victory, Colorado became the 25th school in NCAA history to win 700 games, as the Buffs pushed their all-time record to 700-498-36.

Montez completed 20 of 26 passes for 347 yards and three touchdowns and also ran for one score while running back Phillip Lindsay carried 33 times for 161 yards. The game also featured a 100-yard interception return for a score by Colorado's Nick Fisher.

Colorado's offense put forth one of its best performances of the season in carving out a 27-14 halftime lead, putting up a season-high 361 yards in the first half.

After the two teams traded punts to start the game, the Buffs drove 73 yards in nine plays for a 7-0 lead. Lindsay had a 39-yard run on the drive and, following a sack of Montez, the CU quarterback threw 22 yards to Devin Ross for the score on third-and-17.

The Bears answered with their own long drive, going 75 yards to tie the score at 7-7, finishing the march with a 15-yard pass from wide receiver Vic Wharton to Kanawai Noa.

The Buffs then grabbed momentum, scoring touchdowns on their next two possessions.

Colorado needed just six plays to go 75 yards for the go-ahead score. Montez converted a third-and-18 with a 20-yard pass to Bryce Bobo, then hit a streaking Laviska Shenault Jr. with a 58-yard pass to the Cal 7-yard line. Montez scored on the next play and James Stefanou's PAT gave Colorado a 14-7 lead.

Colorado's defense then came up with a big stop, fueled by a George Frazier sack, that produced a Cal punt.

CU then needed just six plays again to go 96 yards for another score. Montez converted one third down with a 21-yard toss to Ross, then hit Shay Fields with a 65-yard scoring strike — CU's longest pass of the year — two plays later for a 21-7 lead.

After another Cal punt, Colorado extended its margin to 24-7, driving to the Cal 12 before settling for a 29-yard Stefanou field goal.

The Bears kept themselves in the game on the ensuing possession, taking 17 plays to go 79 yards. Cal scored on a 14-yard pass from Ross Bowers to Noa to pull to within 24-14.

But, in the final 1:16 left of the half, CU drove into Cal territory in time to produce a 39-yard Stefanou field goal as time expired to give the Buffs a 27-14 halftime lead.

Neither team scored in the third quarter. But early in the final period, Colorado built its cushion to 20 points by carving out a 14-play, 74-yard march. The Buffs got a 23-yard scoring pass from Montez to Jay MacIntyre on third-and-9 to give the Buffs a 34-14 lead with 13:17 left.

The Bears managed to cut the margin back to 13 after a five-play, 84-yard drive produced a Bowers 14-yard scoring pass to Wharton, shaving CU's cushion to 34-21 with 8:24 left, but Colorado answered with a methodical 55-yard drive that produced a 37-yard Stefanou field goal and 37-21 lead with just 5:22 left.

Fisher then put an exclamation point on the win by fielding a Bowers pass in the end zone and racing 100 yards down the sideline with 2:34 left in the game for a 44-21 Colorado lead.

After Fisher's interception, the Bears added the final score of the day, another Bowers touchdown pass.

California	7	7	0	14	—	28
COLORADO	14	13	0	17	—	44

SCORING	Score	Time	Qtr
COLORADO — Ross 22 pass from Montez (Stefanou kick)	7-0	9:20	1Q
California — Noa 15 pass from Wharton (Anderson kick)	7-7	4:33	1Q
COLORADO — Montez 7 run (Stefanou kick)	14-7	1:42	1Q
COLORADO — Fields 65 pass from Montez (Stefanou kick)	21-7	11:53	2Q
COLORADO — Stefanou 29 FG	24-7	7:05	2Q
California — Noa 27 pass from Bowers (Anderson kick)	24-14	1:16	2Q
COLORADO — Stefanou 39 FG	27-14	0:00	2Q
COLORADO — MacIntyre 23 pass from Montez (Stefanou kick)	34-14	13:17	4Q
California — Wharton 14 pass from Bowers (Anderson kick)	34-21	8:24	4Q
COLORADO — Stefanou 37 FG	37-21	5:22	4Q
COLORADO — Fisher 100 interception return (Stefanou kick)	44-21	2:34	4Q
California — Veasy 8 pass from Bowers (Anderson kick)	44-28	0:50	4Q

Attendance: 47,216 **Time:** 3:19

Weather (50°): cloudy skies, 43% humidity, 5 mph winds from the east

TEAM STATISTICS	COLORADO	CALIFORNIA
First Downs.....	27	26
Third Down Efficiency (Fourth).....	11-17 (0-1)	8-17 (2-2)
Rushes—Net Yards	53-200	25-61
Passing Yards	353	374
Passes (Att-Comp-Int).....	27-21-0	53-30-1
Total Offense.....	553	435
Return Yards	126	5
Punts: No-Average.....	3-49.3	7-47.6
Fumbles: No-Lost.....	2-1	1-0
Penalties/Yards	7/58	4/35
Quarterback Sacks—Yards	4-26	3-25
Time of Possession	31:51	28:09
Drives/Average Field Position	12/C27	12/Ca25
Red Zone: Scores-Attempts (Points).....	5-5 (27)	3-4 (21)

INDIVIDUAL STATISTICS

Rushing—Colorado: Lindsay 33-161, Montez 13-17, Bisharat 3-14, Ross 1-11, Team 1-minus 3. **California:** Laird 13-52, Enwere 6-27, McMorris 1-3, Bowers 5-minus 21.

Passing—Colorado: Montez 26-20-0, 347, 3 td; Noyer 1-1-0, 6, 0 td. **California:** Bowers 52-29-1, 359, 3 td; Wharton 1-1-0, 15, 1 td.

Receiving—Colorado: MacIntyre 5-53, Fields 4-101, Ross 4-65, Bobo 3-34, Lindsay 2-23, Shenault 1-58, Bounds 1-13, Bisharat 1-6. **California:** Veasy 7-111, Noa 7-108, Wharton 6-79, Laird 4-35, Singleton 2-26, Enwere 1-8, McMorris 1-minus 1.

Punting—Colorado: Kinney 3-49.3 (63 long, 3 In20). **California:** Klumph 7-47.6 (53 long, 2 In20).

Punt Returns—Colorado: Blackmon 4-26. **California:** Wharton 1-5. **Kickoff Returns—Colorado:** Blackmon 1-25. **California:** Davis 2-51, Hawkins 1-6.

Tackle Leaders—Colorado: Udoffia 9,0—9; Worthington 7,2—9; Gamboa 3,6—9; Laguda 4,1—5; Lewis 3,2—5; Franke 4,0—4; Moeller 3,1—4; Jackson 1,3—4; Mulumba 1,3—4; Frazier 3,0—3; Wigley 3,0—3; Fisher 2,0—2; Edwards 1,1—2. **California:** Kunaszyk 10,6—16; Brown 3,6—9; Weaver 3,5—8; Goode 2,4—6; Davis 4,1—5; Davison 4,0—4.

Quarterback Sacks—Colorado: Lewis 1-11, Worthington 1-9, Frazier 1-5, Franke 1-1. **California:** Davison 1-12, Looney 1-10, Team 1-3.

Interceptions—Colorado: Fisher 1-100. **California:** none. **Passes Broken Up—Colorado:** Lewis 2, McCartney 2, Fisher, Franke, Gamboa, Laguda, Worthington. **California:** Bynum 2.

GAME NOTES

Colorado pulled to within 5-4 in the series with Cal, but now lead 4-2 in Boulder ... The two have played four times as members of the Pac-12, with CU outscoring Cal 174-147, thus the 321 total points means the 80.3 per game when these two play (CU has 2,250 yards in the four games (562.5 per), Cal has 1,801 (450.3) ... CU earned a first down on its opening drive for the first time since the UCLA game; the opponent went three-and-out on its opening possession for the first time since the season opener (CSU) ... The scoreless third quarter was the first in the series since the fourth quarter in the 1975 game; one team scored in at least 22 straight quarters in the series, and the Buffs had scored in 14 in a row ... CU had just one turnover and thus has just two in the last 21 quarters ... To date, Colorado's 171 yards were its most in the first quarter this season; its 190 yards in the second quarter as its second most in any quarter (199 vs. Northern Colorado); and its 361 yards in the first half were the most in any half this year. The 553 total marked the third time with 500-plus this season (569 vs. UNC, 551 vs. Arizona) ... Junior **DB Nick Fisher** joined a very exclusive club when he returned an interception 100 yards in the fourth quarter. It was the 11th 100-yard play in CU history, the fourth interception return of that length ... Colorado rushed for 200 yards and passed for 353, the third time this year the Buffs had the 200/200 double; it's the 13th time under MacIntyre the Buffs have achieved it; it was just the seventh time CU went 200 rushing with 350 passing ... **QB Steven Montez** (26-20-0, 347, 3 TD) had a career-best rating and extended his streak without an interception to 134, third-longest in school history ... **TB Phillip Lindsay** had his fifth 100-yard game of the season and earned 10 first downs (nine rushing).

GAME 10 ARIZONA STATE 41, COLORADO 30**NOVEMBER 4, 2017****SUN DEVIL STADIUM, TEMPE**

TEMPE, Ariz. — Colorado led for much of the game, but a 24-3 Arizona State fourth quarter paved the way for a 41-30 Buffs loss at Sun Devil Stadium.

While CU took the lead on its first possession and never trailed through the first half, the Buffs could have put much more distance between them and the Sun Devils had it not been for a handful of miscues.

In the end, those missed opportunities — dropped passes, a blocked punt and missed tackles — cost the Buffs a victory. The Buffs held a 10-point lead at three different junctures, including a 27-17 edge heading into the final period, but could not stop the Sun Devils down the stretch. ASU rushed for 381 yards in the game, with more than half — 191 — coming in the fourth quarter.

CU took a 3-0 lead on its first possession, getting a 34-yard field goal from James Stefanou. Two possessions later, the Buffs found the end zone, going 74 yards in 13 plays. Steven Montez completed a 16-yard pass to Shay Fields on third-and-6 and Phillip Lindsay ran eight times for 42 yards on the march, including a 6-yard scoring run for a 10-0 CU lead.

After stopping ASU at midfield, CU drove to the ASU 28, only to come up short on fourth down. Arizona State then answered with a 72-yard scoring drive, getting a 20-yard Manny Wilkins pass to N'Keal Harry to cut CU's lead to 10-7.

After both teams traded punts, Colorado put together an eight-play, 51-yard TD drive. Montez hit Jay MacIntyre for 20 yards, then connected with Bryce Bobo for 15 before Lindsay carried in from 1 out for a 17-7 lead with just 1:07 left in the half.

That, however, was enough time for the Sun Devils to go 77 yards in seven plays, with Wilkins connecting with Kyle Williams from 25 out with just 7 seconds remaining to cut CU's lead to 17-14.

Both teams traded punts to open the second half before Colorado extended its lead to 20-14 on a 53-yard Stefanou field goal, who improved to 15-for-17 on field goals for the season.

The Sun Devils then answered with a 15-play drive deep into CU territory before the Buffs held in the red zone, limiting ASU to a Ruiz field goal that closed CU's gap to 20-17.

CU then built its margin back to 10 for a third time when Montez connected with Fields on a 54-yard touchdown for a 27-17 lead with 4:55 to go in the third period.

Arizona State then cut the lead to 27-20 early in the fourth quarter, getting a 37-yard Ruiz field goal with 13:37 left in the game.

That led to a Colorado miscue that turned the tide in ASU's favor. On CU's ensuing possession, Alex Kinney's punt was blocked. The Sun Devils went 40 yards in seven plays, with a 5-yard Richard run tying the game at 27-27.

Colorado did come back quickly to regain the lead. A 60-yard Montez pass to Lindsay put the Buffs at the ASU 15, but Colorado had to settle for a 28-yard field goal and 30-27 lead with 7:09 remaining in the game.

The Sun Devils, however, continued to pound away at CU's tiring defense. ASU took its first lead of the game on the next possession, driving 75 yards in five plays. An Eno Benjamin 19-yard run helped ASU to a 34-30 edge with 5:33 to go in the game. Colorado could not move the ball on its next possession and punted, and the Sun Devils then tacked on one more touchdown for the final margin.

COLORADO	3	14	10	3	—	30
Arizona State	0	14	3	24	—	41

SCORING	Score	Time	Qtr
COLORADO — Stefanou 34 FG	3- 0	9:33	1Q
COLORADO — Lindsay 6 run (Stefanou kick)	10- 0	11:46	2Q
Arizona State — Harry 20 pass from Wilkins (Ruiz kick)	10- 7	5:38	2Q
COLORADO — Lindsay 1 run (Stefanou kick)	17- 7	1:07	2Q
Arizona State — Williams 25 pass from Wilkins (Ruiz kick)	17-14	0:07	2Q
COLORADO — Stefanou 53 FG	20-14	11:02	3Q
Arizona State — Ruiz 34 FG	20-17	6:00	3Q
COLORADO — Fields 54 pass from Montez (Stefanou kick)	27-17	4:55	3Q
Arizona State — Ruiz 37 FG	27-20	13:37	4Q
Arizona State — Richard 5 run (Ruiz kick)	27-27	8:38	4Q
COLORADO — Stefanou 28 FG	30-27	7:09	4Q
Arizona State — Benjamin 19 run (Ruiz kick)	30-34	5:33	4Q
Arizona State — Wilkins 1 run (Ruiz kick)	30-41	0:46	4Q

Attendance: 44,553 **Time:** 3:40

Weather (79°): partly cloudy skies, 29% humidity, 8 mph winds from the west

TEAM STATISTICS	COLORADO	ARIZONA ST.
First Downs.....	23	27
Third Down Efficiency (Fourth).....	6-16 (0-1)	7-17 (1-2)
Rushes—Net Yards	39-109	54-381
Passing Yards	345	202
Passes (Att-Comp-Int).....	41-23-1	34-18-0
Total Offense.....	454	583
Return Yards	15	7
Punts: No-Average.....	6-43.7	5-42.8
Fumbles: No-Lost.....	0-0	0-0
Penalties/Yards	3/25	1/5
Quarterback Sacks—Yards	1-0	5-24
Time of Possession	26:50	33:10
Drives/Average Field Position	14/C31	15/AS25
Red Zone: Scores-Attempts (Points).....	4-4 (20)	5-5 (27)

INDIVIDUAL STATISTICS

Rushing—Colorado: Lindsay 23-80, Montez 14-26, Bisharat 1-2, MacIntyre 1-1. **Arizona State:** Richard 25-189, Wilkins 14-95, Benjamin 5-52, Ballage 9-43, Harry 1-2.

Passing—Colorado: Montez 41-23-1, 345, 1 td. **Arizona State:** Wilkins 34-18-0, 202, 2 td.

Receiving—Colorado: Ross 7-49, Fields 6-128, Bobo 3-42, MacIntyre 3-31, Bounds 2-23, Lindsay 1-60, Nixon 1-12. **Arizona State:** Harry 6-81, Williams 6-53, Harvey 2-22, Hodges 1-31, Humphrey 1-16, Ballage 1-2, Wilkins 1-minus 3.

Punting—Colorado: Kinney 5-51.2 (67 long, 4 In20), Team 1-6.0. **Arizona State:** Sleep-Dalton 5-42.8 (50 long, 1 In20).

Punt Returns—Colorado: Blackmon 4-15. **Arizona State:** Harry 2-6, Guignard 1-1. **Kickoff Returns—Colorado:** Nixon 1-29. **Arizona State:** Benjamin 2-38, Smith 2-34.

Tackle Leaders—Colorado: Gamboa 6,11—17; McCartney 12,2—14; Lewis 5,6—11; Laguda 6,4—10; Moeller 5,1—6; Mulumba 4,1—5; Udoffia 4,1—5; Wigley 4,0—4; Worthington 3,1—4; Fisher 3,0—3; Jackson 2,0—2; Tuiloma 2,0—2. **Arizona State:** Lucas 11,1—12; Sam 9,3—12; Calhoun 5,3—8; Adams 7,0—7; Rhodes 4,0—4; Fields 3,1—4; Wilson 3,1—4.

Quarterback Sacks—Colorado: McCartney 1-0. **Arizona State:** Latu 1½-8, Wilson 1-7, Smallwood 1-4, Calhoun ½-3, Wicker ½-2; Christian ½-0.

Interceptions—Colorado: none. **Arizona State:** Adams 1-0. **Passes Broken Up—Colorado:** McCartney 3, Fisher, Laguda, Udoffia. **Arizona State:** Lucas 2.

GAME NOTES

Arizona State now leads the series by an **8-1** margin (**5-0** in Tempe, **6-1** as Pac-12 rivals); CU is **10-9** in the state of Arizona ... CU is now **0-5** on **National Bison Day** (designated since 2012 as the first Saturday in November) ... CU scored its first field goal on an opening possession since the 2015 Oregon State game, also the last time CU led a game, 3-0 ... It was the fifth time in 10 games CU shut out the opponent in the first quarter ... The last time CU was tied in the fourth quarter was also in game 10 last year (10-10 with UCLA) ... ASU had **54** rushes for **381** yards, both season-highs against the Buffs ... Colorado threw for over **300** yards for the fourth time this season ... The Buffs had forced a turnover in the first nine games this year but did not get one tonight ... The game time of **3:40** marked the longest game of the season for Colorado ... CU led for **47:31**; in the previous three games in Tempe it never led, while ASU led for **172:35** out of a possible **180** minutes; CU did lead for **30:14** in the '07 game before ASU took a late first half lead ... **QB Steven Montez** set a school record with 174 passes without an interception, breaking CU's old mark of 152 by Sefo Liufau; it ended on the last play of the game ... **PK James Stefanou's** 53-yard field goal in the third quarter was a career-long and also the second-longest by a freshman in CU history ... **WR Shay Fields** made his 11th reception of over 50 yards in what was his seventh career 100-yard receiving game (third in 2017); that's the sixth-most in CU history (he also moved from sixth into a second-place tie on the all-time receiving yards list with 2548) ... **OLB Derek McCartney** had a career high 14 tackles (12 solo) ... **TB Phillip Lindsay** now has 952 career receiving yards, 18 shy for the most by a running back in CU history (and 48 yards short of becoming the first 1,000-yard rusher and receiver).

GAME 11 SOUTHERN CALIFORNIA 38, COLORADO 24**NOVEMBER 11, 2017****FOLSOM FIELD, BOULDER**

BOULDER — A second-half comeback at Folsom Field fell short against the No. 15 team in the nation as Colorado dropped a 38-24 decision to USC.

Colorado trailed 20-0 at the half and 27-0 early in the third quarter, but managed to come back and make a game of it late. But, the Buffs could never completely dig out of the early hole they made for themselves with some crucial mistakes.

After a scoreless first quarter in which the Buffs failed to take advantage of some early opportunities — and also had a 38-yard touchdown pass nullified by a penalty — the Trojans took charge.

USC went 60 yards to pay dirt on eight plays on its first possession of the second quarter, capping the drive on a 10-yard Sam Darnold pass to Michael Pittman. After a Colorado three-and-out, the Trojans struck again, driving 69 yards in seven plays, with Darnold throwing 18 yards to Deontay Burnett for the score and a 14-0 lead.

Colorado finally put together a long drive on the ensuing possession, getting five completions from quarterback Steven Montez. But the march stalled at the USC 30-yard line and a 47-yard James Stefanou field goal try was blocked.

The Buffs then gave themselves one more chance late in the half, forcing a punt and taking possession at their own 10 with a minute remaining. But the opportunity turned into a disaster when USC's Ajene Harris picked off a Montez pass and went 34 yards to the end zone. USC missed the PAT, but still took a 20-0 lead into the locker room at intermission.

The Buffs opened the second half by driving deep into USC territory, only to have another field goal blocked. USC then took possession and extended its margin to 27-0 with a 78-yard scoring drive.

Colorado then finally got on the scoreboard, and it took just two plays. After a Phillip Lindsay run netted 3 yards, Montez hit a wide open Juwan Winfree down the middle of the field for a 79-yard touchdown pass, cutting USC's margin to 27-7.

Colorado struck again just three minutes later when Buffs freshman Nate Landman blocked a Reid Budrovich punt. Kyle Trego scooped up the block and returned it to the 1-yard line, and three plays later, Lindsay carried in for the score to pull CU to within 27-14. The Trojans, though, quickly answered with a 57-yard drive that produced a Chase McGrath field goal and 30-14 lead.

CU closed the gap back to 13 early in the fourth quarter, driving 48 yards before settling for a 39-yard Stefanou field goal, making the score 30-17 with 12:42 to play.

The Trojans, though, quickly answered. USC took the ensuing kick and drove 72 yards to the end zone. Ronald Jones covered the last 22 and after a two-point conversion, the Trojans led 38-17 with 8:56 to go.

But the Buffs wouldn't go away quietly. On the ensuing possession, the Buffs went 75 yards for a touchdown in just four plays, with Montez connecting with Winfree again, this time for 57 yards. Stefanou's extra point pulled the Buffs back to within 14, 38-24.

Colorado managed one more drive deep into USC territory, but the drive stalled inside the Trojan 10 when CU couldn't convert a fourth down.

Lindsay finished with 68 yards on 20 carries in his final Folsom Field game. Montez was 27-for-49 for 376 yards, two touchdowns and two interceptions and Winfree finished with five catches for 163 yards and two touchdowns.

The game left Colorado with a 5-6 record and needing a win in the season finale at Utah to become bowl eligible.

Southern California	0	20	10	8	—	38
COLORADO	0	0	14	10	—	24

SCORING	Score	Time	Qtr
Southern California — Pittman 10 pass from Darnold (McGrath kick)	0-7	11:59	2Q
Southern California — Burnett 18 pass from Darnold (McGrath kick)	0-14	7:51	2Q
Southern California — Harris 34 interception return (kick failed)	0-20	0:19	2Q
Southern California — Darnold 24 run (McGrath kick)	0-27	9:14	3Q
COLORADO — Winfree 79 pass from Montez (Stefanou kick)	7-27	8:34	3Q
COLORADO — Lindsay 1 run (Stefanou kick)	14-27	5:30	3Q
Southern California — McGrath 26 FG	14-30	2:15	3Q
COLORADO — Stefanou 39 FG	17-30	12:42	4Q
Southern California — Jones 22 run (Krommenhoek pass from Darnold)	17-38	8:56	4Q
COLORADO — Winfree 57 pass from Montez (Stefanou kick)	24-38	7:35	4Q

Attendance: 49,337 **Time:** 3:35

Weather (59°): mostly sunny skies, 31% humidity, 3 mph winds from the northeast

TEAM STATISTICS	COLORADO	USC
First Downs.....	23	23
Third Down Efficiency (Fourth).....	5-17 (2-5)	4-14 (1-3)
Rushes—Net Yards	34-110	38-193
Passing Yards	376	329
Passes (Att-Comp-Int).....	49-27-2	34-21-0
Total Offense	486	522
Return Yards	33	44
Punts: No-Average	3-44.7	4-33.5
Fumbles: No-Lost.....	0-0	2-0
Penalties/Yards	4/45	9/79
Quarterback Sacks—Yards	1-8	3-11
Time of Possession	28:30	31:30
Drives/Average Field Position	14/C29	13/SC30
Red Zone: Scores-Attempts (Points).....	2-3 (10)	3-3 (17)

INDIVIDUAL STATISTICS

Rushing—Colorado: Lindsay 20-68, Montez 12-40, Nixon 1-3, Team 1-minus 1. **USC:** R.Jones 25-142, Darnold 3-31, Malepeai 3-10, Ware 2-7, Greene 1-4, V.Jones 1-3, Team 3-minus 4.

Passing—Colorado: Montez 49-27-2, 376, 2 td. **USC:** Darnold 34-21-0, 329, 2 td.

Receiving—Colorado: Bobo 10-113, Winfree 5-163, Ross 5-40, MacIntyre 3-33, Lindsay 2-11, Shenault 1-12, Fields 1-4. **USC:** Burnett 6-79, Vaughns 5-90, Mitchell 4-91, Pittman 4-59, R.Jones 1-6, V.Jones 1-4.

Punting—Colorado: Kinney 3-44.7 (52 long, 2 In20). **USC:** Budrovich 3-44.7 (57 long, 3 In20), Team 1-0.

Punt Returns—Colorado: Landman 1-21, Trego 0-12. **USC:** Vaughns 1-9. **Kickoff Returns—Colorado:** Blackmon 2-48, Nixon 1-18. **USC:** J.Jones 1-31, V.Jones 1-23.

Tackle Leaders—Colorado: Laguda 5,3—8; Gamboa 4,3—7; Lewis 3,4—7; Jackson 5,1—6; Worthington 5,1—6; Mulumba 5,0—5; Fisher 3,1—4; Wigley 3,1—4; Udoffia 3,0—3; Landman 2,1—3; McCartney 2,1—3; Edwards 2,0—2. **USC:** Houston 6,5—11; Langley 7,2—9; Harris 3,3—6; Nwosu 5,0—5; Lopes 5,0—5; Hawkins 4,1—5; Iosefa 4,0—4.

Quarterback Sacks—Colorado: Team 1-8. **USC:** Rector 1-7, Green 1-3, Tell ½-1, Harris ½-0.

Interceptions—Colorado: none. **USC:** Harris 2-35. **Passes Broken Up—Colorado:** Wigley 3, Laguda, Oliver, Udoffia. **USC:** Harris 2, Nwosu 2, Houston, Jones.

GAME NOTES

USC now leads the series by a **12-0** count (**6-0** in Boulder, **6-0** in Los Angeles) ... The Buffs are **7-7** on November 11 (but **6-4** since the date officially became Veteran's Day in 1938) ... Colorado gained its most yards ever against USC (**486**; previous best was 403 in 2014); the **376** yards passing was the first time over 300 (high was 275 last year) ... USC's **522** was its fourth-most in the series ... The Trojans had rushed for over 300 yards in their last two games but had 193 (38 attempts) ... What was it about second down? Teams combined for **51** plays for **503** yards; the other downs combined: **104** for **505** ... **WR Juwan Winfree** (5-163) and **WR Bryce Bobo** (10-113) were the two first Buffaloes to have 100-yard games in the same game since Paul Richardson (11-140) and Nelson Spruce (8-140) against California in Boulder on Nov. 16, 2013 ... **PK James Stefanou** entered the day **16-of-18** on field goals but had the first two of his career blocked ... Marriage Proposal: At the end of CU's Senior Salute, **ILB Trent Headley** (Littleton/Columbine High School) proposed to **Elizabeth Trujillo** (a CU cheerleader; she did say yes) ... The scoreless first quarter was just the eighth involving the Buffaloes over the last 189 games (dating back to 2003), but the second this season and both in the last four games (Washington State was the other) ... USC was the last team to shutout CU in the first half at Folsom; the Trojans led 23-0 in an eventual 47-29 win on Nov. 23, 2013 ... **ILB Nate Landman** blocked CU's second punt of the year (the other was a tip); this was the first full block since **ILB Doug Rippey** had two at Toledo on Sept. 11, 2009 ... The 19th annual **Buffalo Heart Award** (coordinated and selected by the "fans behind the bench") was presented postgame to **TB Phillip Lindsay**.

GAME 12 UTAH 34, COLORADO 13**NOVEMBER 25, 2017****RICE-ECCLES STADIUM, SALT LAKE CITY**

SALT LAKE CITY — Colorado's hopes of a second straight bowl bid ended at Rice-Eccles Stadium, as the Buffs dropped a 34-13 decision to Utah in the season finale with bowl eligibility on the line for both schools.

The loss finished Colorado's season at 5-7 while the Utes improved to 6-6 to become bowl eligible. The loss also dropped CU into last place in the Pac-12 South with a 2-7 conference record, one season after the Buffs won the division with a 10-2 regular season record, 8-1 in the Pac-12.

The seventh game between the two schools since they both joined the Pac-12 in 2011 was nothing like the first six, all of which were decided by seven points or less.

This time around, the Utes dominated the Buffs, taking a 28-0 lead at the half with two touchdowns in each of the first two quarters to effectively put the game away. Colorado momentarily threatened to make a game of it early in the fourth quarter, pulling to within 31-13 and driving deep into Utah territory, only to see quarterback Steven Montez stripped of the ball to end the threat.

The Utes outgained Colorado 491-319, including 310 yards on the ground. Utah running back Zack Moss did the most damage, carrying 26 times for 196 yards and two touchdowns.

The Buffs never had an answer for Utah's offense in the first half, as the Utes put together scoring drives of 73, 78, 88 and 74 yards to score four touchdowns in their first six possessions on their way to 340 yards of total offense by intermission.

Moss carried 16 times for 138 yards (8.6 average) and two scores in the first half and Utah quarterback Troy Williams, filling in for an injured Tyler Huntley, completed 10 of 14 attempts for 138 yards and also ran for two scores. By contrast, CU had just 119 yards and six first downs in the first half.

CU, meanwhile, never established any kind of offensive consistency. The Buffs drove into Utah territory twice in the first quarter, but saw the first drive end in a missed field goal and the second stall after two incompletions.

After that, Colorado never mounted any kind of serious scoring threat, finishing the half with just 119 yards offense.

Colorado finally got on the board early in the second half. After the two teams traded punts, CU marched 73 yards in six plays, getting a 21-yard Montez pass to Jay MacIntyre, a 13-yard Phillip Lindsay run and a 19-yard Montez pass to Chris Bounds to set up a 6-yard Lindsay touchdown run.

The Utes, however, answered with a long drive that ended in a 37-yard Matt Gay field goal to bump their lead back to 31-7.

The Buffs threatened to make a game of it in the fourth quarter, scoring early in the period to pull within 31-13. Colorado went 78 yards in 13 plays, with Montez throwing three times to Juwann Winfree for 14, 13 and 19 yards, along with a 28-yard completion to Bryce Bobo. Montez then ran 3 yards for the score in the first minute of the final period.

CU's defense then held and forced a Utah punt, and the Buffs drove to the Utah 14 on their next possession. But Utah's Bradlee Anae stripped the ball from Montez from behind on first down and Utah recovered to end the threat.

Utah then added a field goal to end the scoring.

Lindsay carried 18 times for 72 yards and a touchdown in his final game as a Buff. Lindsay finished his career as CU's all-time leader in all-purpose yards and second on CU's all-time rushing list.

Montez finished 14-for-28 for 195 yards while Bobo and Winfree both had four catches for 53 yards.

COLORADO	0	0	7	6	-	13
Utah	14	14	3	3	-	34

SCORING	Score	Time	Qtr
Utah — Moss 15 run (Gay kick)	0- 7	6:25	1Q
Utah — Moss 2 run (Gay kick)	0-14	1:01	1Q
Utah — Williams 8 run (Gay kick)	0-21	10:29	2Q
Utah — Williams 9 run (Gay kick)	0-28	0:23	2Q
COLORADO — Lindsay 6 run (Stefanou kick)	7-28	9:34	3Q
Utah — Gay 37 FG	7-31	4:38	3Q
COLORADO — Montez 3 run (pass failed)	13-31	14:19	4Q
Utah — Gay 48 FG	13-34	5:58	4Q

Attendance: 46,022 **Time:** 3:08

Weather (47°): partly cloudy, 31% humidity, 2 mph winds from the northwest

TEAM STATISTICS	COLORADO	UTAH
First Downs	17	29
Third Down Efficiency (Fourth)	7-15 (1-2)	6-12 (0-0)
Rushes—Net Yards	35-124	52-310
Passing Yards	195	181
Passes (Att-Comp-Int)	28-14-0	24-15-0
Total Offense	319	491
Return Yards	0	20
Punts: No-Average	5-50.0	4-36.5
Fumbles: No-Lost	1-1	3-0
Penalties/Yards	6/75	2/22
Quarterback Sacks—Yards	2-14	5-33
Time of Possession	24:33	35:27
Drives/Average Field Position	11/C27	11/U25
Red Zone: Scores-Attempts (Points)	2-3 (13)	5-5 (31)

INDIVIDUAL STATISTICS

Rushing—Colorado: Lindsay 18-72, Montez 14-31, Nixon 1-12, Ross 1-6, Shenault 1-3. **Utah:** Moss 26-196, Henry-Cole 9-79, Williams 12-26, Simpkins 1-9, McCormick 1-3, Ippolito 1-0, Team 2-minus 3.

Passing—Colorado: Montez 28-14-0, 195, 0 td. **Utah:** Williams 24-15-0, 181, 0 td.

Receiving—Colorado: Bobo 4-53, Winfree 4-53, MacIntyre 3-48, Bounds 1-19, Lindsay 1-13, Shenault 1-9. **Utah:** Carrington 6-64, Simpkins 3-21, Singleton 2-54, McCormick 2-7, Moss 1-25, Nacua 1-10.

Punting—Colorado: Kinney 5-50.0 (60 long, 3 In20). **Utah:** Wishnowsky 4-36.5 (48 long, 0 In20).

Punt Returns—Colorado: none. **Utah:** Hobbs 3-7. **Kickoff Returns**—Colorado: Nixon 3-78, Blackmon 1-22. **Utah:** Simpkins 1-22.

Tackle Leaders—Colorado: Lewis 9,4—13; Worthington 6,6—12; McCartney 8,3—11; Laguda 6,3—9; Landman 6,2—8; Gamboa 5,2—7; Fisher 3,2—5; Oliver 2,3—5; Wigley 4,0—4; Mulumba 3,1—4; Mathewes 1,3—4; Coleman 2,0—2; Edwards 1,1—2. **Utah:** Barton 4,6—10; Anae 5,3—8; Hansen 5,1—6; Thomson 1,4—5; Ballard 3,1—4; Hobbs 3,1—4.

Quarterback Sacks—Colorado: Lewis 1-9, McCartney 1-5. **Utah:** Anae 2½-20, Barton 2-9, Mokofisi ½-4.

Interceptions—Colorado: none. **Utah:** none. **Passes Broken Up**—Colorado: Landman 2, Oliver 2, Hasselbach. **Utah:** Barton, Blackmon, Hobbs, Luafatasaga, Tauteoli, Young.

GAME NOTES

CU now leads the series by a **32-29-3** count (in Salt Lake City, **14-17-2**; as members of the Pac-12, **2-5**) ... The Buffs dropped to **2-2** when wearing all white helmet-to-toe ... This was the largest margin of victory in the series since 1955 (a CU 37-7 win in Boulder); the first six games since the rivalry resumed were decided by a total of 32 points (3, 7, 7, 4, 6 and 5) ... CU won the coin toss for the eighth time in 12 games this season (and for the **21st** time in the last **26** games ... This was **Mike MacIntyre's 100th** game as a head coach (**41-59** overall, **25-38** at Colorado) ... It was also game No. 100 for **Darian Hagan** as an assistant coach ... Utah's **340** yards in the first half was an opponent high for the year (and second-most for any half) ... Colorado did win the second half, **13-6** on the scoreboard, **200-151** in yards ... **ILB Trent Headley** was in on special teams and thus saw his first career action in his final game as a Buff ... **WR K.D. Nixon** recorded CU's longest kickoff return of the year (34 yards) ... **WR Bryce Bobo** (62-693) recorded the ninth 60-plus reception season in CU history with four catches in the game ... With **WR Juwann Winfree** going over 20 receptions on the season (21-325), it marks the seventh time in the last 14 years that CU has had six or more players with 20 or more receptions in a season (prior to 2004, that had never occurred) ... **QB Steven Montez** finished the year with 3,313 yards of total offense (2,975 passing, 338 rushing), the third 3,000-yard season in CU history (and just behind the record of 3,336 in 2014) ... **ILB Nate Landman** made eight tackles, two for losses, with two pass breakups and a forced fumble in his most extensive action of the season.

NOTABLE PERFORMANCES: THE LAST TIME

INDIVIDUAL

Kickoff Return For A Touchdown	Colorado: Nelson Spruce vs. Cal in Boulder, Nov. 16, 2013 (onside, 46 yards; otherwise: M. Mosley vs. Utah, Nov. 23, 2012, 100 yds)
	Opponent: Reggie Dunn, Utah in Boulder, Nov. 23, 2012 (100 yards).
Punt Return For A Touchdown	Colorado: Laviska Shenault vs. Texas State in Boulder, Sept. 9, 2017 (55 yards; on a fumble return).
	Opponent: Boobie Hobbs, Utah in Boulder, Nov. 26, 2016 (55 yards).
Interception Return For A Touchdown	Colorado: Rick Gamboa vs. Oregon State in Boulder, Oct. 1, 2016 (20 yards).
	Opponent: Ajene Harris, Southern California in Boulder, Nov. 11, 2017 (34 yards).
Fumble Return/Recovery For A Touchdown	Colorado: Kenneth Olugbode vs. Utah in Boulder, Nov. 26, 2016 (10 yards).
	Opponent: Tra'Mayne Bondurant, Arizona at Tucson, Nov. 8, 2014 (22 yards).
Blocked Punt Return For A Touchdown	Colorado: Lawrence Vickers vs. Washington State at Seattle, Sept. 11, 2004 (0 yards).
	Opponent: Grant Perry, Michigan at Ann Arbor, Sept. 17, 2016 (6 yards).
Blocked Field Goal Return For A Touchdown	Colorado: Has not occurred.
	Opponent: Max Bergen, Stanford at Palo Alto, Oct. 8, 2011 (75 yards; first-ever against Colorado)
Blocked Punt	Colorado: Nate Landman vs. Southern California in Boulder, Nov. 11, 2017.
	Opponent: Khavlan Thomas, Arizona State at Tempe, Nov. 4, 2017.
Blocked PAT Kick	Colorado: Nate Bonsu vs. Arizona State in Boulder, Oct. 11, 2012.
	Opponent: Shemar Smith, Oregon State in Boulder, Oct. 1, 2016 (<i>kicker: Chris Graham</i>)
Blocked Field Goal	Colorado: Chidobe Awuzie vs. UCLA in Boulder, Nov. 3, 2016.
	Opponent: Austin Jackson, Southern California in Boulder, Nov. 11, 2017 (second of two in the game; other by Brandon Pill)
Offensive Lineman To Score A Touchdown	Colorado: Alex Kelley vs. Colorado State in Denver, Sept. 2, 2016 (recovered fumble in end zone).
	Opponent: Has not occurred.
Defensive Two-Point Conversion	Colorado: Greg Biekert vs. Nebraska in Boulder, Nov. 2, 1991.
	Opponent: Has not occurred.
300 Yards Total Offense	Colorado: 416, Steven Montez vs. Southern California in Boulder, Nov. 11, 2017 (<i>376 pass, 40 rush</i>).
	Opponent: 360, Sam Darnold, Southern California in Boulder, Nov. 11, 2017 (<i>329 rush, 31 pass</i>).
400 Yards Total Offense	Colorado: 416, Steven Montez vs. Southern California in Boulder, Nov. 11, 2017 (<i>376 pass, 40 rush</i>).
	Opponent: 481, Khalil Tate, Arizona in Boulder, Oct. 7, 2017 (<i>327 rush, 154 pass</i>).
100 Yards Rushing	Colorado: 161, Phillip Lindsay vs. California in Boulder, Oct. 28, 2017 (<i>33 attempts</i>).
	Opponent: 196, Zack Moss, Utah at Salt Lake City, Nov. 25, 2017 (<i>26 attempts</i>).
200 Yards Rushing	Colorado: 281, Phillip Lindsay vs. Arizona in Boulder, Oct. 7, 2017 (<i>41 attempts</i>).
	Opponent: 327, Khalil Tate, Arizona in Boulder, Oct. 7, 2017 (<i>14 attempts</i>).
300 Yards Rushing	Colorado: 309, Chris Brown vs. Kansas at Lawrence, Oct. 12, 2002.
	Opponent: 327, Khalil Tate, Arizona in Boulder, Oct. 7, 2017 (<i>14 carries</i>).
Three Touchdowns Rushing	Colorado: 3, Phillip Lindsay vs. Arizona in Boulder, Oct. 7, 2017.
	Opponent: 3, Ryan Nall, Oregon State at Corvallis, Oct. 14, 2017.
Four Touchdowns Rushing	Colorado: 4, Michael Adkins II vs. Charleston Southern in Boulder, Oct. 19, 2013.
	Opponent: 4, Khalil Tate, Arizona in Boulder, Oct. 7, 2017.
Two 100-Yard Rushers	Colorado: Phillip Lindsay (31-144) and Sefo Liufau (23-108) vs. Washington State in Boulder, Nov. 19, 2016.
	Opponent: Miles Gaskin (29-159) and Lavon Coleman (18-101), Washington at Santa Clara (Pac-12 Championship), Dec. 2, 2016.
Three 100-Yard Rushers	Colorado: Jon Keyworth (18-124), Paul Arendt (23-116) and Ward Walsh (15-101), vs. Air Force at USAFA, Nov. 21, 1970.
	Opponent: David Overstreet (18-258), Darrell Shepard (3-151) and George Rhymes (9-110), Oklahoma in Boulder, Oct. 4, 1980.
300 Yards Passing	Colorado: 376, Steven Montez vs. Southern California in Boulder, Nov. 11, 2017.
	Opponent: 329, Sam Darnold, Southern California in Boulder, Nov. 11, 2017.
400 Yards Passing	Colorado: 455, Sefo Liufau vs. California at Berkeley, Sept. 27, 2014 (<i>46-of-67</i>).
	Opponent: 458, Jared Goff, California at Berkeley, Sept. 27, 2014 (<i>24-of-42</i>).
Three Touchdowns Passing	Colorado: 3, Steven Montez vs. California in Boulder, Oct. 28, 2017.
	Opponent: 3, Ross Bowers, California in Boulder, Oct. 28, 2017.
Four Touchdowns Passing	Colorado: 4, Steven Montez vs. Northern Colorado in Boulder, Sept. 16, 2017.
	Opponent: 5, Mike Bercovici, Arizona State at Tempe, Oct. 10, 2015.
Five Touchdowns Passing	Colorado: 7, Sefo Liufau vs. California at Berkeley, Sept. 27, 2014 (school record).
	Opponent: 5, Mike Bercovici, Arizona State at Tempe, Oct. 10, 2015.
Three Interceptions Thrown	Colorado: 3, Steven Montez vs. Washington in Boulder, Sept. 23, 2017.
	Opponent: 3, Ryan Burns, Stanford at Palo Alto, Oct. 22, 2016.
Four Interceptions Thrown	Colorado: 4, Nick Hirschman vs. Utah in Boulder, Nov. 23, 2012.
	Opponent: 4, Graham Harrell, Texas Tech at Lubbock, Oct. 27, 2007.
10 Receptions	Colorado: 10, Bryce Bobo vs. Southern California in Boulder, Nov. 11, 2017 (<i>113 yards</i>).
	Opponent: 11, Gabe Marks, Washington State at Pullman, Nov. 21, 2015 (<i>110 yards</i>).
100 Yards Receiving	Colorado: Juwann Winfree (5-163) and Bryce Bobo (10-113) vs. Southern California in Boulder, Nov. 11, 2017.
	Opponent: 111, Jordan Veasy & 108, Kanawai Noa, California in Boulder, Oct. 28, 2017 (<i>both 7 receptions</i>).
200 Yards Receiving	Colorado: 209, Paul Richardson vs. Central Arkansas in Boulder, Sept. 7, 2013 (<i>11 receptions</i>).
	Opponent: 208, Ryan Broyles, Oklahoma at Norman, Oct. 30, 2010 (<i>9 receptions</i>).
Two Touchdowns Receiving	Colorado: 2, Juwann Winfree vs. Southern California in Boulder, Nov. 11, 2017.
	Opponent: 2, Kanawai Noa, California in Boulder, Oct. 28, 2017.
Three Touchdowns Receiving	Colorado: 3, Shay Fields vs. Oregon State in Boulder, Oct. 1, 2016.
	Opponent: 3, Nelson Agholor, Southern California at Los Angeles, Oct. 18, 2014.
Two 100-Yard Receivers	Colorado: Juwann Winfree (5-163) and Bryce Bobo (10-113) vs. Southern California in Boulder, Nov. 11, 2017.
	Opponent: Jordan Veasy (7-111) and Kanawai Noa (7-108), California in Boulder, Oct. 28, 2017.
100-Yard Rusher & Receiver	Colorado: Phillip Lindsay (28-185) rushing and Bryce Bobo (9-126) receiving vs. Oregon State at Corvallis, Oct. 14, 2017.
	Opponent: Justice Hill (19-100 rushing) & James Washington (9-171 receiving), Oklahoma State in San Antonio, Dec. 29, 2016.
100-Yard Rusher & Receiver (<i>same player</i>)	Colorado: Cortlen Johnson (27-172 rushing; 6-105 receiving), vs. Iowa State at Ames, Nov. 10, 2001.
	Opponent: Has not occurred.

The Last Time, continued...

Four Touchdowns In A Game	Colorado:	4, Michael Adkins II vs. Charleston Southern in Boulder, Oct. 19, 2013 (4 rushing).
	Opponent:	4, Khalil Tate, Arizona in Boulder, Oct. 7, 2017 (4 rushing).
Four Field Goals In A Game	Colorado:	4, Will Oliver vs. Colorado State in Denver, Sept. 1, 2013.
	Opponent:	4, Jordan Choukair, Oregon State at Corvallis, Oct. 14, 2017.
50-Yard Field Goal	Colorado:	53, James Stefanou vs. Arizona State at Tempe, Nov. 4, 2017.
	Opponent:	59, Zane Gonzalez, Arizona State in Boulder, Oct. 15, 2016 (made three: from 51, 50 and 59).
Two Interceptions In A Game	Colorado:	2, Tedric Thompson vs. Utah in Boulder, Nov. 26, 2016.
	Opponent:	Ajene Harris, Southern California in Boulder, Nov. 11, 2017.
Three Interceptions In A Game	Colorado:	3, Terrence Wheatley vs. Texas Tech at Lubbock, Oct. 27, 2007.
	Opponent:	3, Philip Thomas, Fresno State at Fresno, Sept. 15, 2012.
Four Interceptions In A Game	Colorado:	Has not occurred.
	Opponent:	4, Frank Nelson, Utah at Salt Lake City, Nov. 2, 1946.
Three Quarterback Sacks In A Game	Colorado:	3 (for 15 yards), Leo Jackson vs. Texas State in Boulder, Sept. 9, 2017 (Josh Hartigan vs. K-State in Boulder, 11/20/10)
	Opponent:	4 (for 31 yards), Vilas Fauonuku, Utah at Salt Lake City, Nov. 28, 2015.
Four Quarterback Sacks In A Game	Colorado:	4½ (for 46), Ron Woolfork vs. Iowa in Boulder, Sept. 26, 1992.
	Opponent:	4 (for 31 yards), Vilas Fauonuku, Utah at Salt Lake City, Nov. 28, 2015.

TEAM

Shut Out (Defensive)	Colorado:	Game: 48-0, vs. Nicholls State in Boulder, Sept. 26, 2015.
		Through 3rd Qtr: 37-0, vs. Colorado State in Denver, Sept. 2, 2016.
		At Half: 14-0, vs. Texas State in Boulder, Sept. 9, 2017.
	Opponent:	Game: 0-28, by Washington State at Pullman, Oct. 21, 2017.
		Through 3rd Qtr: 0-21, by Washington State at Pullman, Oct. 21, 2017.
		At Half: 0-28, by Utah at Salt Lake City, Nov. 25, 2017.
Safety	Colorado:	vs. Oregon in Boulder, Oct. 22, 2011 (Terrel Smith tackled Cliff Harris in end zone).
	Opponent:	by Stanford at Palo Alto, Oct. 22, 2016 (Sefo Liufau ran out of back of end zone).
Held To No Offensive Touchdowns	Colorado:	by Washington State at Pullman, Oct. 21, 2017.
	Opponent:	Texas State in Boulder, Sept. 9, 2017; Colorado State in Denver, Sept. 1, 2017; Stanford at Palo Alto, Oct. 22, 2016.
30 First Downs In A Game	Colorado:	30, vs. Northern Colorado in Boulder, Sept. 16, 2017.
	Opponent:	30, by Oregon State at Corvallis, Oct. 14, 2017.
Held Under 10 First Downs	Colorado:	9, by Washington at Santa Clara, Pac-12 Championship Game, Dec. 2, 2016.
	Opponent:	7, vs. Arizona State in Boulder, Oct. 15, 2016.
500 Yards Total Offense In A Game	Colorado:	553, vs. California in Boulder, Oct. 28, 2017 (200 rush, 353 pass).
	Opponent:	522, Southern California in Boulder, Nov. 11, 2017 (193 rush, 329 pass).
600 Yards Total Offense In A Game	Colorado:	603, vs. Washington State in Boulder, Nov. 19, 2016 (258 rush, 345 pass).
	Opponent:	616, by Arizona in Boulder, Oct. 17, 2015 (291 rush, 325 pass).
Held Under 200 Yards Total Offense In A Game	Colorado:	174, by Washington State at Pullman, Oct. 21, 2017 (80 rush, 94 pass).
	Opponent:	199, Arizona State in Boulder, Oct. 15, 2016 (50 rush, 149 pass).
Held Under 100 Yards Total Offense In A Game	Colorado:	76, by Stanford in Boulder, Nov. 3, 2012 (-21 rush, 97 pass).
	Opponent:	96, Idaho State in Boulder, Sept. 10, 2016 (29 rush, 67 pass).
300 Yards Rushing In A Game	Colorado:	300, vs. Arizona in Boulder, Oct. 7, 2017.
	Opponent:	310, by Utah at Salt Lake City, Nov. 25, 2017.
400 Yards Rushing In A Game	Colorado:	427, vs. Kansas at Lawrence, Oct. 12, 2002.
	Opponent:	413, by Arizona in Boulder, Oct. 7, 2017.
500 Yards Rushing In A Game	Colorado:	502, vs. Missouri in Boulder, Nov. 11, 2000.
	Opponent:	516, by Missouri at Columbia, Oct. 6, 1984.
Held Under 100 Yards Rushing In A Game	Colorado:	80, by Washington State at Pullman, Oct. 21, 2017 (40 attempts).
	Opponent:	61, vs. California in Boulder, Oct. 28, 2017 (25 attempts).
400 Yards Passing In A Game	Colorado:	401, vs. Arizona State at Tempe, Oct. 10, 2015.
	Opponent:	458, by California at Berkeley, Sept. 27, 2014.
500 Yards Passing In A Game	Colorado:	533, vs. NE Louisiana in Boulder, Sept. 16, 1995.
	Opponent:	523, by Fresno State at Honolulu, Dec. 25, 1993 (Aloha Bowl; only time ever vs. Colorado)
Held Under 100 Yards Passing In A Game	Colorado:	94, by Washington State at Pullman, Oct. 21, 2017.
	Opponent:	67, vs. Idaho State in Boulder, Sept. 10, 2016.
Averaged Over Eight Yards Per Play	Colorado:	8.00, vs. Charleston Southern in Boulder, Oct. 19, 2013 (52-416).
	Opponent:	10.13, by Arizona in Boulder, Oct. 7, 2017 (56-567).
Held Under Three Yards Per Play	Colorado:	2.35, by Washington State at Pullman, Oct. 21, 2017 (74-174).
	Opponent:	1.75, vs. Idaho State in Boulder, Sept. 26, 2015 (55-96).
Four Interception Game	Colorado:	4, vs. Texas Tech at Lubbock, Oct. 27, 2007.
	Opponent:	4, by Utah in Boulder, Nov. 23, 2012.
Five Interception Game	Colorado:	5, vs. Texas Tech at Lubbock, Nov. 1, 2003.
	Opponent:	5, by Oklahoma in Boulder, Oct. 17, 1992.
Forced Five Lost Opponent Fumbles	Colorado:	5, vs. Nebraska in Boulder, Nov. 26, 1999.
	Opponent:	5, by Oklahoma State at Stillwater, Nov. 8, 1980.
Forced Six Lost Opponent Fumbles	Colorado:	6, vs. Kansas State in Boulder, Oct. 22, 1983.
	Opponent:	6, by Nebraska at Lincoln, Oct. 25, 1975.
Forty-Minute Time of Possession Game	Colorado:	41:05, vs. UCLA at Pasadena, Oct. 31, 2015.
	Opponent:	42:20, by Missouri in Boulder, Nov. 1, 1997.
Turnover-Free Game	Colorado:	vs. Oregon State at Corvallis, Oct. 14, 2017.
	Opponent:	by Utah at Salt Lake City, Nov. 25, 2017.
Did Not Punt	Colorado:	vs. Iowa State in Boulder, Nov. 19, 1994.
	Opponent:	by Washington at Seattle, Nov. 9, 2013 (just second time since 1983; Baylor in 2010).
Recovered Own Onside Kick	Colorado:	vs. Oregon at Eugene, Nov. 22, 2014 (Nelson Spruce); 0-of-last-5.
	Opponent:	by California in Boulder, Nov. 16, 2013 (0-of-last-4).

CAREER SINGLE GAME BESTS

(for those who have regularly appeared in games)

MICHAEL ADKINS, TB

Rushing Attempts—22, at Hawai'i, 9/03/15
 Rushing Yards—137, vs. Charleston Southern, 10/19/13
 Long Run—43, vs. Washington, 11/01/14
 Rushing TDs—4, vs. Charleston Southern, 10/19/13
 Receptions—2, six times (last: at Hawai'i, 9/03/15)
 Receiving Yards—63, vs. California, 11/16/13
 Long Reception—63, vs. California, 11/16/13 (TD)

BEAU BISHARAT, TB

Rushing Attempts—8, twice (last: vs. Arizona, 10/07/17)
 Rushing Yards—32, vs. Arizona, 10/07/17
 Long Run—11, vs. California, 10/28/17
 Rushing TDs—N/A

RONNIE BLACKMON, CB

Total Tackles—1, vs. Northern Colorado, 9/16/17
 Solo Tackles—1, vs. Northern Colorado, 9/16/17
 Interceptions—N/A
 Pass Deflections—N/A

BRYCE BOBO, WR

Receptions—10, twice (last: vs. Southern California, 11/11/17)
 Receiving Yards—126, at Oregon State, 10/14/17
 Long Reception—66, vs. Arizona State, 10/15/16
 Receiving TDs—2, twice (last: at Oregon State 10/14/17)

JACOB CALLIER, OLB

Total Tackles—2, vs. Texas State, 9/09/17
 Solo Tackles—1, 4 times (last: at Washington St., 10/21/17)
 QB Sacks—1, vs. Colorado State, 9/01/17
 Third Down Stops—2, vs. Colorado State, 9/01/17

TIM COLEMAN, OLB

Total Tackles—3, at Arizona, 11/12/16
 Solo Tackles—2, 5 times (last: at Utah, 11/25/17)
 Third Down Stops—3, vs. Northern Colorado, 9/16/17
 QB Sacks—1, thrice (last: vs. Texas State, 9/09/17)
 Tackles For Loss—1, four times (last vs. Texas St., 9/09/17)

JAVIER EDWARDS, DT

Total Tackles—5, vs. Northern Colorado, 9/16/17
 Solo Tackles—4, vs. Texas State, 9/09/17
 QB Sacks—1, at UCLA, 9/30/17
 Third Down Stops—1, at Utah, 11/25/17

KABION ENTO, WR

Receptions—2, thrice (last: vs. Utah, 11/26/16)
 Receiving Yards—88, vs. Idaho State, 9/10/16
 Long Reception—69, Idaho State, 9/10/16 (TD)
 Receiving TDs—2, Idaho State, 9/10/16

KYLE EVANS, TB

Rushing Attempts—15, thrice (last: vs. Oregon St., 10/1/16)
 Rushing Yards—61, at Oregon, 9/24/16
 Long Run—20, vs. Colorado State in Denver, 9/2/16
 Rushing TDs—1, 4 times (last: vs. Arizona State, 10/15/16)

SHAY FIELDS, WR

Receptions—8, thrice (last: vs. Northern Colorado, 9/16/17)
 Receiving Yards—169, vs. Oregon State, 10/1/16
 Long Reception—75, at Arizona, 11/08/14 (TD)
 Receiving TDs—3, vs. Oregon State, 10/1/16
 Long Run—17, vs. Colorado State, 9/19/15

NICK FISHER, S

Total Tackles—6, vs. Washington State, 11/19/16
 Solo Tackles—4, vs. Washington State, 11/19/16
 Pass Deflections—2, at Oregon State, 10/14/17
 Interceptions—1, vs. California, 10/28/17 (TD)

JASE FRANKE, DT

Total Tackles—5, thrice (last: vs. Washington, 9/23/17)
 Solo Tackles—4, twice (last: vs. California, 10/28/17)
 QB Sacks—1, twice (last: vs. California, 10/28/17)
 Third Down Stops—1, twice (last: vs. California, 10/28/17)

RICK GAMBOA, ILB

Total Tackles—17, at Arizona State, 11/04/17
 Solo Tackles—10, at Washington State, 11/21/15
 QB Sacks—1, at Hawai'i, 9/03/15
 Third Down Stops—2, twice (last: at Arizona St., 11/04/17)
 Interceptions—1, vs. Oregon State, 10/1/16 (TD)

CHRIS GRAHAM, PK

Field Goals Made—3, twice (last: vs. CSU, 9/2/16)
 Field Goals Attempted—4, twice (last: at UCLA, 10/31/15)
 Long Field Goal—52, twice (last: vs. Oregon, 10/03/15)
 PAT Made—6, vs. Massachusetts, 9/12/15
 PAT Attempts—6, vs. Massachusetts, 9/12/15

JOHNNY HUNTLEY, WR

Receptions—1, vs. Idaho State, 9/10/16
 Receiving Yards—14, vs. Idaho State, 9/10/16
 Long Reception—14, vs. Idaho State, 9/10/16

LEO JACKSON, DT

Total Tackles—8, twice (last: vs. Texas State, 9/09/17)
 Solo Tackles—7, vs. Colorado State, 9/01/17
 QB Sacks—3, vs. Texas State, 9/09/17
 Third Down Stops—1, 7 times (last: vs. Arizona, 10/07/17)

AKIL JONES, ILB

Total Tackles—3, vs. Texas State, 9/09/17
 Solo Tackles—1, vs. Texas State, 9/09/17
 QB Sacks—N/A
 Third Down Stops—1, vs. Texas State, 9/09/17

DYLAN KEENEY, TE

Receptions—3, at Washington State, 11/21/15
 Receiving Yards—31, at Washington State, 11/21/15
 Long Reception—23, vs. Colorado State, 9/19/15
 Receiving TDs—N/A

ALEX KINNEY, P

Punts—10, at Washington State, 10/21/17
 Average (min. 5 punts)—51.2, at Arizona State, 11/04/17 (5)
 Long Punt—70, vs. Texas State, 9/09/17
 50-Plus—3, at Utah, 11/25/17
 Inside-the-20—5, at Washington State, 10/21/17

AFOLABI LAGUDA, S

Total Tackles—12, at Arizona, 11/12/16
 Solo Tackles—8, at Southern California, 10/8/16
 Interceptions—1, twice (last: vs. Washington, 9/23/17)
 Pass Deflections—2, vs. Utah, 11/26/16

NATE LANDMAN, ILB

Total Tackles—8, at Utah, 11/25/17
 Solo Tackles—6, at Utah, 11/25/17
 Pass Deflections—2, at Utah, 11/25/17

DONOVAN LEE, WR

Receptions—7, at UCLA, 10/31/15
 Receiving Yards—39, at Washington State, 11/21/15
 Long Reception—17, at Oregon State, 10/24/15
 Receiving TDs—1, at Oregon, 11/22/14
 Rushing Yards—103, vs. Nicholls State, 9/26/15
 Long Run—59, vs. Nicholls State, 9/26/15 (TD)

DREW LEWIS, ILB

Total Tackles—15, at Oregon State, 10/14/17
 Solo Tackles—9, at Utah, 11/25/17
 Third Down Stops—2, vs. Northern Colorado, 9/16/17
 QB Sacks—1, thrice (last: at Utah, 11/25/17)

PHILLIP LINDSAY, TB

Rushing Attempts—41, vs. Arizona, 10/07/17.
 Rushing Yards—281, vs. Arizona, 10/07/17.
 Long Run—75, vs. Arizona State, 10/15/16 (TD)
 Rushing TDs—3, thrice (last: vs. Arizona, 10/07/17)
 Receptions—11, vs. UCLA, 11/03/16
 Receiving Yards—105, at Southern California, 10/8/16
 Long Reception—67, at Southern California, 10/8/16 (TD)
 Long Kickoff Return—51, vs. Hawai'i, 9/20/14

JAY MacINTYRE, WR

Receptions—7, vs. Washington State, 11/19/16
 Receiving Yards—90, vs. Washington State, 11/19/16
 Long Reception—40, at Arizona, 11/12/16 (TD)
 Receiving TDs—1, five times (last: vs. vs. Cal, 10/28/17)

MICHAEL MATHEWES, DL

Total Tackles—6, vs. Nicholls State, 9/26/15
 Solo Tackles—5, vs. Nicholls State, 9/26/15
 QB Sacks—1, vs. Nicholls State, 9/26/15
 Third Down Stops—1, vs. Idaho State, 9/10/16 (4DS)

DEREK MCCARTNEY, OLB

Total Tackles—14, at Arizona State, 11/04/17
 Solo Tackles—12, at Arizona State, 11/04/17
 Third Down Stops—3, at Arizona State, 11/04/17
 QB Sacks—1, 12 times (last: at Utah, 11/25/17)
 QB Hurries—3, vs. Arizona, 10/17/15
 Tackles For Loss—2, thrice (last: at Utah, 11/25/17)
 Interceptions—1, at Hawai'i, 9/03/15

RYAN MOELLER, S

Total Tackles—14, at Oregon, 11/22/14
 Solo Tackles—14, at Oregon, 11/22/14
 Third Down Stops—2, at UCLA, 9/30/17
 Interceptions—1, vs. Massachusetts, 9/12/15
 Passes Broken Up—2, at Washington State, 10/21/17

STEVEN MONTEZ, QB

Pass Attempts—49, vs. Southern California, 11/11/17
 Pass Completions—29, vs. Northern Colorado, 9/16/17
 Passing Yards—376, vs. Southern California, 11/11/17
 TD Passes—4, vs. Northern Colorado, 9/16/17
 Long Pass—79, vs. Southern California, 11/11/17 (TD)

Interceptions—3, vs. Washington, 9/23/17
 Rating (min 10 att.)—227.1, vs. California, 10/28/17

CHRIS MULUMBA, DE

Total Tackles—5, twice (last: vs. Southern Cal, 11/11/17)
 Solo Tackles—5, vs. Southern California, 11/11/17
 QB Sacks—½, at Washington State, 10/21/17
 Third Down Stops—1, twice (last: at Wash. St., 10/21/17)

K.D. NIXON, WR

Receptions—1, twice (last: at Arizona State, 11/04/17)
 Receiving Yards—12, at Arizona State, 11/04/17
 Long Reception—12, at Arizona State, 11/04/17
 Receiving TDs—N/A

SAM NOYER, QB

Pass Attempts—18 at Washington State, 10/21/17
 Pass Completions—7, at Washington State, 10/21/17
 Passing Yards—53, at Washington State, 10/21/17
 TD Passes—N/A

Long Pass—18, vs. Texas State, 9/09/17

Interceptions—N/A

Rating (min 10 att.)—63.6, at Washington State, 10/21/17

Rushing Yards—1, at Washington State, 10/21/17

ISAIAH OLIVER, CB

Total Tackles—7, at Michigan, 9/17/16
 Solo Tackles—7, at Michigan, 9/17/16
 Pass Deflections—4, vs. Colorado State, 9/01/17
 Interceptions—1, thrice (last: vs. UNC, 9/16/17)
 Third Down Stops—3, at Washington State, 11/21/15
 Long Punt Return—68, vs. UCLA, 11/03/16 (TD)

DAVIS PRICE, PK

Field Goals Made—2, vs. Oregon State, 10/01/16
 Field Goals Attempted—2, vs. Oregon State, 10/01/16
 Long Field Goal—54, vs. Oregon State, 10/01/16
 PAT Made—7, at Arizona, 11/12/16

DEVIN ROSS, WR

Receptions—9, at UCLA, 10/31/15, vs. Utah, 11/26/16
 Receiving Yards—153, at Oregon, 9/24/16
 Long Reception—68, at Arizona State, 10/10/15 (TD)
 Receiving TDs—2, at Michigan, 9/17/16

LAVASKA SHENAULT, WR

Receptions—1, five times (last: at Utah, 11/25/17)
 Receiving Yards—58, vs. California, 10/28/17
 Long Reception—58, vs. California, 10/28/17
 Receiving TDs—N/A

DANTE SPARACO, OLB

Total Tackles—1, thrice (last: vs. UNC, 9/16/17)
 Solo Tackles—1, vs. Colorado State, 9/01/17
 QB Sacks—½, vs. Colorado State, 9/01/17
 Third Down Stops—1, Colorado State, 9/01/17

JAMES STEFANO, PK

Field Goals Made—3, 4 times (last: at Arizona St., 11/04/17)
 Field Goals Attempted—3, 5 times (last: at USC, 11/11/17)
 Long Field Goal—53, at Arizona State, 11/04/17
 PAT Made—6, vs. Arizona, 10/07/17
 PAT Attempts—6, vs. Arizona, 10/07/17
 Points—14, vs. California, 10/28/17

TREY UDOFFIA, CB

Total Tackles—9, vs. California, 10/28/17
 Solo Tackles—9, vs. California, 10/28/17
 Interceptions—1, vs. Colorado State, 9/01/17
 Pass Deflections—3, at Washington State, 10/21/17

LEE WALKER, WR

Receptions—1, thrice last: at Stanford, 10/22/16)
 Receiving Yards—19, vs. Nicholls State, 9/26/15
 Long Reception—19, vs. Nicholls State, 9/26/15
 Receiving TDs—N/A

DANTE WIGLEY, CB

Total Tackles—5, at Oregon State, 10/14/17
 Solo Tackles—4, twice (last: at Utah, 11/25/17)
 Interceptions—N/A
 Pass Deflections—3, twice (last: vs. Southern Cal, 11/11/17)

JUWANN WINFREE, WR

Receptions—5, twice (last: vs. Southern Cal, 11/11/17)
 Receiving Yards—163, vs. Southern California, 11/11/17
 Long Reception—79, vs. Southern California, 11/11/17 (TD)
 Receiving TDs—2, vs. Southern California, 11/11/17

EVAN WORTHINGTON, S/OLB

Total Tackles—12, twice (last: at Utah, 11/25/17)
 Solo Tackles—12, at Oregon State, 10/14/17
 Interceptions—1, thrice (last: at Oregon State, 10/14/17)
 Pass Deflections—2, twice (last: at Oregon St., 10/14/17)

PERSONNEL / DEPTH CHART

A note about CU's depth: in-season, charts *reflect* change and generally do not announce it unless there are long-term injuries.

OFFENSE

(Multiple; 12 positions listed)

WIDE RECEIVER (X)

- 4 Bryce Bobo, 6-2, 205, Sr.-5****
8 Laviska Shenault, 6-1, 215, Fr.*

WIDE RECEIVER (Z)

- 1 Shay Fields, 5-11, 185, Sr.****
9 Juwann Winfree, 6-3, 210, Jr.*
18 Lee Walker, 6-0, 180, Jr.***

WIDE RECEIVER (H)

- 2 Devin Ross, 5-11, 180, Sr.-5****
13 K.D. Nixon, 5-8, 190, Fr.*

WIDE RECEIVER (Y; when in four-wide set)

- 14 Jay MacIntyre, 5-10, 185, Jr.***
9 Juwann Winfree, 6-3, 210, Jr.*
10 Johnny Huntley, 6-3, 220, Soph.**

LEFT TACKLE

- 76 Jeromy Irwin, 6-5, 300, Sr.-5*****
75 Josh Kaiser, 6-5, 300, Jr.***
77 Hunter Vaughn, 6-7, 300, Fr.-RS*

LEFT GUARD

- 68 Gerrad Kough, 6-4, 300, Sr.-5****
55 Brett Tonz, 6-3, 295, Soph.**
60 Dillon Middlemiss, 6-5, 280, Soph.**

CENTER

- 79 Jonathan Huckins, 6-4, 280, Sr.-5****
55 Brett Tonz, 6-3, 295, Soph.**
62 Justin Eggers, 6-5, 310, Soph.

RIGHT GUARD

- 64 Aaron Haigler, 6-7, 290, Soph.**
55 Brett Tonz, 6-3, 295, Soph.**
60 Dillon Middlemiss, 6-5, 280, Soph.**

RIGHT TACKLE

- 75 Josh Kaiser, 6-5, 300, Jr.***
73 Isaac Miller, 6-7, 280, Soph.*
64 Aaron Haigler, 6-7, 290, Soph.**

TIGHT END / H-BACK / FULLBACK

- 5 George Frazier, 6-2, 280, Sr.-5****
43 Chris Bounds, 6-4, 240, Soph.**
91 Eddy Lopez, 6-3, 290, Jr.***

QUARTERBACK

- 12 Steven Montez, 6-5, 225, Soph.**
15 Sam Noyer, 6-4, 210, Fr.-RS*
17 Casey Marksberry, 6-3, 185, Fr.-RS*

TAILBACK

- 23 Phillip Lindsay, 5-8, 190, Sr.-5****
35 Beau Bisharat, 6-2, 215, Soph.**
19 Michael Adkins II, 5-10, 210, Sr.-5*****
21 Kyle Evans, 5-6, 175, Jr.***
45 Tanner Grzesiek, 5-10, 205, Sr.-5*

DEFENSE

(3-4 Base; 12 positions listed)

LEFT DEFENSIVE END

- 52 Leo Jackson III, 6-3, 275, Sr.-5***
56 Jase Franke, 6-3, 280, Jr.***
90 Terriek Roberts, 6-6, 260, Fr.-RS*

NOSE TACKLE

- 9 Javier Edwards, 6-3, 350, Jr.*
72 Lyle Tuiloma, 6-3, 310, Soph.**
56 Jase Franke, 6-3, 280, Jr.***

RIGHT DEFENSIVE END

- 16 Chris Mulumba, 6-4, 280, Jr.*
56 Jase Franke, 6-3, 280, Jr.*** **OR**
5 George Frazier, 6-2, 280, Sr.-5****

OUTSIDE LINEBACKER

- 95 Derek McCartney, OLB, 6-3, 240, Sr.-5****
93 Michael Mathewes, 6-4, 240, Jr.***
10 #Dante Sparaco, 6-5, 245, Fr.*

JACK (INSIDE) LINEBACKER

- 20 Drew Lewis, 6-2, 230, Jr.**
53 Nate Landman, 6-3, 215, Fr.*
46 Trent Headley, 6-2, 225, Sr.-5*

MIKE (INSIDE) LINEBACKER

- 32 Rick Gamboa, 6-0, 240, Jr.***
36 Akil Jones, 6-0, 215, Fr.-RS*

OUTSIDE LINEBACKER

- 59 Timothy Coleman, 6-3, 255, Sr.-5****
96 Terran Hasselbach, 6-1, 235, Jr.***
44 Jacob Callier, 6-2, 240, Fr.*

BUFF BACK (S/OLB HYBRID)

- 25 Ryan Moeller, 6-1, 215, Sr.-5****
6 Evan Worthington, 6-2, 205, Jr.***

CORNERBACK

- 26 Isaiah Oliver, 6-1, 190, Jr.***
8 Trey Udoffia, 6-0, 185, Fr.-RS*
2 Ronnie Blackmon, 5-10, 175, Fr.-RS* (N#2)
3 Derrion Rakestraw, 6-2, 175, Fr.-RS*

FREE SAFETY

- 1 Afolabi Laguda, 6-1, 205, Sr.-5***
7 Nick Fisher, 6-0, 190, Jr.***
22 Kyle Trego, 6-0, 195, Jr.**

STRONG (BOUNDARY) SAFETY

- 6 Evan Worthington, 6-2, 200, Jr.*** (N#1)
25 Ryan Moeller, 6-1, 215, Sr.-5****
37 Lucas Cooper, 5-10, 180, Soph.**

CORNERBACK

- 4 Dante Wigley, 6-1, 180, Soph.*
22 Trey Udoffia, 6-0, 185, Fr.-RS*
41 Andrew Bergner, 5-11, 165, Sr.-5***

SPECIALISTS**PUNTER**

- 89 Alex Kinney, 6-1, 205, Jr.***
15 Chris Graham, 6-3, 235, Sr.-5****

PLACEKICKER / KICKOFF

- 48 James Stefanou, 6-1, 185, Fr.*
15 Chris Graham, 6-3, 235, Sr.-5****
49 Davis Price, 6-2, 185, Soph.** (KO#1)

PUNT RETURN

- 2 Ronnie Blackmon, 5-10, 175, Fr.-RS*
14 Jay MacIntyre, 5-10, 185, Jr.***
26 Isaiah Oliver, 6-1, 190, Jr.***

KICKOFF RETURN

- 13 K.D. Nixon, 5-8, 190, Fr.*
2 Ronnie Blackmon, 5-10, 175, Fr.-RS*
9 Juwann Winfree, 6-3, 210, Jr.*
18 Lee Walker, 6-0, 180, Jr.***

HOLDER

- 18 T.J. Patterson, 6-3, 185, Sr.*
89 Alex Kinney, 6-1, 205, Jr.***

SNAPPER (Short & Long)

- 63 J.T. Bale, 6-2, 205, Soph.**
53 Nate Landman, 6-3, 215, Fr.*

INJURED / • OUT FOR SEASON

- 13 •Shamar Hamilton, OLB, 6-5, 230, Jr. (*knee*)
10 •Jaylon Jackson, WR, 5-10, 175, Fr. (*ankle*)
86 •Dylan Keeney, TE, 6-6, 220, Jr.** (*back*)
56 •Tim Lynott, Jr., OL, 6-3, 295, Soph.* (*Achilles*)
85 •Jared Poplawski, TE, 6-4, 230, Fr. (*knee*)
39 •Jaisen Sanchez, S, 6-1, 200, Jr.* (*shoulder*)

(L)—throws or kicks left-handed/footed.

(N)—nickel back.

*—denotes letters earned through 2017.

Seniors (23): Listing with a (-5) indicates fifth-year senior (19); the others (4) are fourth-year seniors.

OR—indicates those listed are considered even (co-first/second/third team status);

ITALICS—Status of players listed in *italics* is day-to-day or questionable (left a previous game with an injury).

#—Sparaco wears #42 on special teams.

(Heights and weights as of August 8, 2017)

*—denotes number of letters earned through 2016; *Injured players listed in italics (status questionable or doubtful—not out for an extended time; probables listed as normal).*

CAPTAINS:

- 5 George Frazier, TE/DE 1 Afolabi Laguda, S
32 Rick Gamboa, ILB 23 Phillip Lindsay, TB
76 Jeromy Irwin, OT 95 Derek McCartney, OLB

COLORADO FOOTBALL / ALPHABETICAL ROSTER

(2017 Final)

No.	Player	Pos.	Ht.	Wt.	Class	Exp.	Hometown (High School/Previous College)	Status
19	ADKINS II, Michael	TB	5-10	210	Sr.	5L	San Diego, Calif. (Helix)	S 0/0
63	BALE, J.T.	SN	6- 2	205	So.	2L	La Mirada, Calif. (La Mirada)	S 2/2
97	BANDI, Mo	DL	6- 5	260	So.	VR	Longmont, Colo. (Niwot)	WO 2/2
22	BELL, Maurice	WR	6- 0	180	Fr.	RS	Murrieta, Calif. (Murrieta Valley)	S 4/4
57	BENNION, Sam	OLB	6- 5	235	Fr.	VR	North Logan, Utah (Logan)	S 3/3
41	BERGNER, Andrew	CB	5-11	165	Sr.	3L	Parker, Colo. (Legend/Arizona State)	WO 0/0
35	BISHARAT, Beau	TB	6- 2	215	So.	2L	Sacramento, Calif. (Jesuit)	S 3/2
2	BLACKMON, Ronnie	DB	5-10	175	Fr.	1L	Atlanta, Ga. (Westlake)	S 3/3
4	BOBO, Bryce	WR	6- 2	205	Sr.	4L	Covina, Calif. (Charter Oak)	S 0/0
43	BOUNDS, Chris	TE	6- 4	240	So.	2L	Thousand Oaks, Calif. (Chaminade College Prep)	S 2/2
44	CALLIER, Jacob	OLB	6- 2	240	Fr.	1L	Downey, Calif. (St. John Bosco)	S 4/3
88	CHIAVERINI, Curtis	WR	6- 1	195	Fr.	RS	Corona, Calif. (Boulder, Colo./Valor Christian)	WO 4/4
87	COCHRANE, Xavier	WR	5- 9	175	Jr.	1L	Phoenix, Ariz. (Mountain Pointe)	WO 1/1
80	COLEMAN, Derek	TE	6- 5	230	Fr.	VR	Broomfield, Colo. (Legacy)	WO 3/3
59	COLEMAN, Timothy Jr.	OLB	6- 3	255	Sr.	4L	Denver, Colo. (Mullen)	S 0/0
37	COOPER, Lucas	DB	5-10	180	So.	2L	Palos Verdes, Calif. (Palos Verdes)	WO 2/2
89	DEMENT, Kevin	WR	5-11	180	Sr.	1L	Centennial, Colo. (Arapahoe)	WO 1/0
47	EDRIDGE, Nick	OLB	6- 3	220	Fr.	RS	Fort Collins, Colo. (Fossil Ridge)	WO 4/4
9	EDWARDS, Javier	DT	6- 3	350	Jr.	1L	Houston, Texas (Aldine Davis/Blinn College)	S 2/1
62	EGGERS, Justin	OL	6- 5	310	So.	VR	Marshall, Wis. (Marshall/Western Illinois)	WO 2/2
17	ENTO, Kabion	WR	6- 3	185	Sr.	1L	Pine Bluff, Ark. (Dollaway/East Central [Miss.] CC)	S 1/1
21	EVANS, Kyle	TB	5- 7	175	Jr.	3L	San Jose, Calif. (Archbishop Mitty)	S 1/1
1	FIELDS, Shay	WR	5-11	185	Sr.	4L	Bellflower, Calif. (St. John Bosco)	S 1/0
7	FISHER, Nick	DB	6- 0	190	Jr.	3L	Temecula, Calif. (Great Oak)	S 2/1
8	FONTENOT, Alex	TB	6- 0	190	Fr.	RS	Richmond, Texas (George Ranch)	S 4/4
49	FOULK, Griffin	DB	6- 1	200	So.	VR	Erie, Colo. (Broomfield)	WO 2/2
56	FRANKE, Jase	DT	6- 3	280	Jr.	3L	Camarillo, Calif. (St. Bonaventure)	S 1/1
5	FRAZIER, George	TE/DE	6- 2	280	Sr.	4L	Duarte, Calif. (Monrovia)	S 0/0
32	GAMBOA, Rick	ILB	6- 0	240	Jr.	3L	Sylmar, Calif. (Chaminade College Prep)	S 1/1
27	GEORGE, Kevin	CB	6- 3	175	So.	RS	Lafayette, La. (Carenbro/Georgia Military Academy)	S 3/3
15	GRAHAM, Chris	PK	6- 3	235	Sr.	4L	Burlingame, Calif. (Burlingame)	S 0/0
45	GRZESIEK, Tanner	TB	5-10	205	Sr.	1L	Colorado Springs, Colo. (Classical Academy/UCCS)	WO 0/0
64	HAIGLER, Aaron	OT	6- 7	290	So.	2L	Northridge, Calif. (Notre Dame)	S 2/2
96	HASSELBACH, Terran	OLB	6- 1	235	Jr.	3L	Parker, Colo. (Regis)	S 1/1
46	HEADLEY, Trent	ILB	6- 2	225	Sr.	1L	Littleton, Colo. (Columbine/Metro State)	WO 0/0
30	HILLIS, Riley	TB	6- 0	220	So.	RS	Arvada, Colo. (Ralston Valley)	WO 3/3
79	HUCKINS, Jonathan	C	6- 4	280	Sr.	4L	The Woodlands, Texas (The Woodlands)	S 0/0
29	HUDSON, Uryan	DB	5- 9	155	Fr.	1L	Manvel, Texas (Manvel)	WO 3/3
10	HUNTLEY III, Johnny	WR	6- 3	220	So.	2L	Plantation, Fla. (South Plantation)	S 3/2
76	IRWIN, Jeromy	OT	6- 5	300	Sr.	5L	Cypress, Texas (Cypress Fairbanks)	S 0/0
59	ISEN, Jacob	OL	6- 2	255	Fr.	RS	San Diego, Calif. (Cathedral Catholic)	WO 4/4
52	JACKSON III, Leo	DE	6- 3	275	Sr.	3L	Decatur, Ga. (North Atlanta/Foothill College)	S 0/0
36	JONES, Akil	LB	6- 0	215	Fr.	1L	San Jose, Calif. (Valley Christian)	S 3/3
75	KAISER, Josh	OL	6- 5	300	Jr.	3L	Mission Viejo, Calif. (Mission Viejo)	S 1/1
86	KEENEY, Dylan	TE/HB	6- 6	220	Jr.	2L	Granite Bay, Calif. (Granite Bay)	S 1/1
89	KINNEY, Alex	P	6- 1	205	Jr.	3L	Fort Collins, Colo. (Rocky Mountain)	S 2/1
81	KLEMMER, Eric	TE	6- 4	210	Fr.	RS	Honolulu, Hawai'i (Punahou)	WO 4/4
68	KOUGH, Gerrad	OG	6- 4	295	Sr.	4L	Pomona, Calif. (Pomona)	S 0/0
1	LAGUDA, Afolabi	DB	6- 1	205	Sr.	3L	Snellville, Ga. (Brookwood/Butler CC)	S 0/0
53	LANDMAN, Nate	ILB	6- 3	215	Fr.	1L	Danville, Calif. (Monte Vista)	S 4/3
54	LANG, Terrance	DE	6- 7	250	Fr.	RS	Pomona, Calif. (Maranatha)	S 4/4
83	LAWSON, Erik	WR	6- 4	190	So.	VR	Boulder, Colo. (Monarch/CSU-Pueblo)	WO 3/3
29	LEE, Donovan	TB	5- 9	180	Sr.	3L	West Hills, Calif. (Chaminade College Prep)	S 1/1
20	LEWIS, Drew	ILB	6- 2	230	Jr.	2L	Sammamish, Wash. (Eastlake/Washington/Coffeyville)	S 1/1
23	LEWIS, Isaiah	DB	6- 0	195	Fr.	RS	Granite Bay, Calif. (Granite Bay)	S 4/4
23	LINDSAY, Phillip	TB	5- 8	190	Sr.	4L	Aurora, Colo. (Denver South)	S 0/0
91	LOPEZ, Eddy	TE	6- 3	290	Jr.	3L	El Paso, Texas (Coronado)	S 1/1
34	LUKELA, Noa	TB	5-11	200	Fr.	RS	Westminster, Colo. (Mountain Range)	WO 4/4
56	LYNOTT, Tim Jr.	OG	6- 3	295	So.	2L	Parker, Colo. (Regis)	S 2/2
74	LYTLE, Chance	OL	6- 7	310	Fr.	RS	San Antonio, Texas (Churchill)	S 4/4
7	LYTLE, Tyler	QB	6- 5	205	Fr.	RS	Redondo Beach, Calif. (Servite)	S 4/4
14	MacINTYRE, Jay	WR	5-10	185	Jr.	3L	Boulder, Colo. (Monarch)	S 1/1
98	MAGRI, Nico	DL	6- 3	260	Fr.	RS	Lafayette, Colo., (Monarch)	WO 4/4
17	MARKSBERRY, Casey	QB	6- 3	185	Fr.	1L	Gwinnett, Ga. (Waunakee)	WO 3/3
93	MATHEWES, Michael	OLB	6- 4	240	Jr.	3L	Mission Viejo, Calif. (Mission Viejo)	S 1/1
95	McCARTNEY, Derek	OLB	6- 3	240	Sr.	4L	Westminster, Colo. (Faith Christian)	S 0/0
16	McGARRY, Tyler	QB	6- 0	210	So.	VR	Studio City, Calif. (Notre Dame)	WO 2/2

-continued-

Colorado Alphabetical Roster, continued...

No.	Player	Pos.	Ht.	Wt.	Class	Exp.	Hometown (High School/Previous College)	Status
51	MEEK, Bryan	LB	6- 0	215	Sr.	1L	Niwot, Colo. (Niwot/Air Force)	WO 0/0
60	MIDDLEMISS, Dillon	OL	6- 5	285	So.	2L	Arvada, Colo. (Pomona)	S 2/2
14	MILLER, Chris	CB	5-11	180	Fr.	RS	Denton, Texas (Denton)	S 4/4
73	MILLER, Isaac	OL	6- 7	280	So.	1L	Longmont, Colo. (Silver Creek)	S 2/2
25	MOELLER, Ryan	DB	6- 1	215	Sr.	4L	Rifle, Colo. (Rifle)	S 0/0
12	MONTEZ, Steven	QB	6- 5	225	So.	2L	El Paso, Texas (Del Valle)	S 2/2
28	MORAN, Jack	WR	5-11	170	Fr.	RS	Denver, Colo. (East)	WO 4/4
70	MORETTI, Jacob	OL	6- 4	275	Fr.	RS	Arvada, Colo. (Pomona)	S 4/4
16	MULUMBA, Chris	DL	6- 4	280	Jr.	1L	Helsinki, FINLAND (Mäkelänrinteen Lukko/Diablo Valley College)	S 2/1
34	NEWMAN, Chase	LB	6- 2	210	Fr.	RS	La Mirada, Calif. (La Mirada)	S 4/4
13	NIXON, K.D.	WR	5- 8	190	Fr.	1L	DeSoto, Texas (DeSoto)	S 4/3
69	NOTH, Devin	SN	6- 3	195	Fr.	RS	Highlands Ranch, Colo. (Valor Christian)	WO 4/4
15	NOYER, Sam	QB	6- 4	210	Fr.	1L	Beaverton, Ore. (Beaverton)	S 3/3
26	OLIVER, Isaiah	DB	6- 1	195	Jr.	3L	Goodyear, Ariz. (Brophy Prep)	S 2/1
53	PAIGE, Heston	OL	6- 5	275	Fr.	RS	Highlands Ranch, Colo. (ThunderRidge)	S 4/4
42	PATTERSON, T.J.	QB/H	6- 3	185	Sr.	1L	Boulder, Colo. (Boulder/Wyoming)	WO 0/0
66	POLLEY, Grant	OL	6- 4	265	Fr.	RS	Denton, Texas (Denton)	S 4/4
85	POPLAWSKI, Jared	TE	6- 4	230	Fr.	1L	Scottsdale, Ariz. (Saguaro)	S 4/3
95	PORTER, Nick	PK	6- 0	185	So.	VR	Louisville, Colo. (Fairview)	WO 2/2
49	PRICE, Davis	PK	6- 2	190	So.	2L	Evergreen, Colo. (Evergreen)	WO 3/2
65	PURSELL, Colby	OL	6- 4	280	Fr.	RS	Valencia, Calif. (Hart)	S 4/4
3	RAKESTRAW, Derrion	DB	6- 2	175	Fr.	1L	Woodstock, Ga. (Sequoyah)	S 3/3
90	ROBERTS, Terriek	DE	6- 6	270	Fr.	1L	Denver, Colo. (South)	S 3/3
2	ROSS, Devin	WR	5-11	185	Sr.	4L	Altadena, Calif. (Bishop Alemany)	S 0/0
38	RUSSELL, Brady	TE	6- 3	235	Fr.	RS	Fort Collins, Colo. (Fossil Ridge)	WO 4/4
33	SANDERS, Chase	TB	6- 0	185	Fr.	1L	Jupiter, Fla. (Jupiter)	WO 3/3
8	SHENAULT, Laviska Jr.	WR	6- 1	215	Fr.	1L	DeSoto, Texas (DeSoto)	S 4/3
78	SHERMAN, William	OL	6- 3	280	Fr.	RS	Allen, Texas (Allen)	S 4/4
61	SMITH, Kolter	OL	6- 2	270	Fr.	VR	Edmond, Okla. (Deer Creek)	WO 3/3
10	SPARACO, Dante	OLB	6- 5	245	Fr.	1L	Englewood, Colo. (Cherry Creek/IMG Academy)	S 4/3
48	STEFANO, James	PK	6- 1	185	Fr.	1L	Melbourne, AUSTRALIA (Rose Hill Secondary College)	S 4/3
45	STOLTENBERG, Jacob	LB	6- 0	240	Fr.	VR	Sugar Land, Texas (Clements)	WO 3/3
28	TALLEY, Daniel	DB	6- 2	215	Jr.	2L	Aurora, Colo. (Regis/CSU-Pueblo)	WO 1/1
55	TONZ, Brett	OL	6- 3	295	So.	2L	Peoria, Ariz. (Centennial)	S 2/2
22	TREGO, Kyle	DB	6- 0	195	Jr.	2L	Discovery Bay, Calif. (Liberty/Diablo Valley College)	S 2/1
72	TUOLUMA, Lyle	DT	6- 3	310	So.	2L	Nanakuli, Hawai'i (Nanakuli)	S 2/2
8	UDOFFIA, Trey	DB	6- 0	185	Fr.	1L	Loomis, Calif. (Del Oro)	S 3/3
31	VAN DIEST, Jonathan	ILB	6- 1	235	Fr.	RS	Louisville, Colo. (Cherry Creek)	S 4/4
77	VAUGHN, Hunter	OL	6- 7	305	Fr.	1L	Parker, Colo. (Legend)	S 3/3
18	WALKER, Lee	WR	6- 0	180	Jr.	3L	San Diego, Calif. (James Madison)	S 1/1
40	WELLS, Carson	OLB	6- 4	235	Fr.	RS	Bushnell, Fla. (South Sumter)	S 4/4
4	WIGLEY, Dante	DB	6- 1	180	So.	1L	Carrollton, Ga. (Carrollton/Holmes Community College)	S 2/2
9	WINFREE, Juwann	WR	6- 3	210	Jr.	1L	Englewood, N.J. (Dwight Morrow/Maryland/Coffeyville)	(knee) S 1/1
6	WORTHINGTON, Evan	DB	6- 2	200	Jr.	3L	Aurora, Colo. (Cherokee Trail)	S 1/1

Heights and weights recorded as of August 8, 2017. **EXPERIENCE KEY:** #L—indicates number of letters earned through 2017; HS—high school; JC—junior college transfer; RS—freshman redshirt in 2017; TR—transfer; VR—varsity reserve performer. **STATUS KEY:** S—scholarship, WO—walk-on; ##/—clock at start of 2018 season, i.e., 2/1: two years to play one in eligibility. **Class listing not updated; experience and status are updated.**

Inactive Roster Players (Injured/Ineligible/Etc.)

No.	Player	Pos.	Ht.	Wt.	Class	Exp.	Hometown (High School/Previous College)	Reason	Status
82	BROWN, Tony	WR	6- 1	185	Jr.	TR	La Mirada, Calif. (La Mirada/Texas Tech)	Transfer	S 2/2
84	FRAZIER, Cameron	WR	5-10	190	Jr.	TR	Boulder, Colo. (Fairview/Oklahoma/Oklahoma Baptist)	Transfer	WO 2/2
13	HAMILTON, Shamar	OLB	6- 5	225	Jr.	JC	Lantana, Fla. (Santalucas/ASA College Miami)	Injured (knee)	S 2/2
10	JACKSON, Jaylon	WR	5-10	175	Fr.	HS	Cedar Hill, Texas (Cedar Hill)	Injured (ankle)	S 4/4
92	LANDWEHR, Bailey	P	5-10	170	Jr.	TR	Kersey, Colo. (Platte Valley/Northern Colorado)	Transfer	WO 2/2
39	SANCHEZ, Jaisen	DB	6- 1	200	Jr.	1L	Kapolei, Hawai'i (St. Louis)	Injured (shoulder)	S 1/1
71	SHUTACK, Jack	OL	6- 6	275	Jr.	TR	Western Springs, Ill. (Nazareth Academy/Rutgers)	Transfer	WO 2/2

Grayshirt Candidates (January 2018 Enrollment)

No.	Player	Pos.	Ht.	Wt.	Class	Exp.	Hometown (High School/Previous College)	Status
...	RODDICK, Casey	OL	6- 4	340	Fr.	HS	Ventura, Calif. (St. Bonaventure)	S 5/4
...	SAMI, Jalen	DT	6- 6	320	Fr.	HS	Colorado Springs, Colo. (Vista Ridge)	S 5/4

2017 COACHING STAFF: Head Coach: Mike MacIntyre (fifth season at Colorado). Assistant Coaches: D.J. Elliot (DC/OLB), Brian Lindgren (OC/QB), Darrin Chiaverini (co-OC/WR), Klayton Adams (OL), Gary Bernardi (TE/HB), ShaDon Brown (DB), Ross Els (ILB), Darian Hagan (RB), Jim Jeffcoat (DL), Drew Wilson (S&C). **Grad Assistants:** Matt Daniels (D), John Hughes (O), Peter Tuitupou (O), Chidera Uzo-Diribe (D).

CAPTAINS: 5 George Frazier, TE; 32 Rick Gamboa, ILB; 76 Jeromy Irwin, OT; 1 Afolabi Laguda, S; 23 Phillip Lindsay, TB; 95 Derek McCartney, OLB

Colorado Numerical Roster (as of November 20 a.m.):

No. Player	Pos.	No. Player	Pos.	No. Player	Pos.	No. Player	Pos.
1 FIELDS, Shay	WR	18 PATTERSON, T.J.	QB/H	45 STOLTENBERG, Jacob	LB	74 LYTLE, Chance	OL
1 LAGUDA, Afolabi	DB	19 ADKINS II, Michael	TB	45 GRZESIEK, Tanner	TB	75 KAISER, Josh	OL
2 BLACKMON, Ronnie	DB	20 LEWIS, Drew	ILB	46 HEADLEY, Trent	ILB	76 IRWIN, Jeromy	OT
2 ROSS, Devin	WR	21 EVANS, Kyle	TB	47 EDRIDGE, Nick	OLB	77 VAUGHN, Hunter	OL
3 RAKESTRAW, Derrion	DB	21 HUBBARD, Darrell	DB	48 STEFANO, James	PK	78 SHERMAN, William	OL
4 BOBO, Bryce	WR	22 TREGO, Kyle	DB	49 PRICE, Davis	PK	79 HUCKINS, Jonathan	C
4 WIGLEY, Dante	DB	22 BELL, Maurice	WR	51 MEEK, Bryan	LB	80 COLEMAN, Derek	TE
5 FRAZIER, George	TE/DE	23 LINDSAY, Phillip	TB	52 JACKSON III, Leo	DE	81 KLEMMER, Eric	TE
6 HUNTLEY III, Johnny	WR	23 LEWIS, Isaiah	DB	53 LANDMAN, Nate	ILB	83 LAWSON, Erik	WR
6 WORTHINGTON, Evan	DB	25 MOELLER, Ryan	DB	53 PAIGE, Heston	OL	84 FRAZIER, Cameron	WR
7 FISHER, Nick	DB	26 OLIVER, Isaiah	DB	54 LANG, Terrance	DE	85 POPLAWSKI, Jared	TE
7 LYTLE, Tyler	QB	27 GEORGE, Kevin	CB	55 TONZ, Brett	OL	86 KEENEY, Dylan	TE/HB
8 SHENAULT, Laviska Jr.	WR	28 TALLEY, Daniel	DB	56 FRANKE, Jase	DT	87 COCHRANE, Xavier	WR
8 UDOFFIA, Trey	DB	28 MORAN, Jack	WR	56 LYNOTT, Tim Jr.	OG	88 CHIAVERINI, Curtis	WR
8 FONTENOT, Alex	TB	29 LEE, Donovan	TB	57 BENNION, Sam	OLB	89 KINNEY, Alex	P
9 EDWARDS, Javier	DT	29 HUDSON, Uryan	DB	59 COLEMAN, Timothy Jr.	OLB	89 DEMENT, Kevin	WR
9 WINFREE, Juwann	WR	30 HILLIS, Riley	TB	59 ISEN, Jacob	OL	90 ROBERTS, Terriek	DE
10 (42) SPARACO, Dante	OLB	31 VAN DIEST, Jonathan	ILB	60 MIDDLEMISS, Dillon	OL	91 LOPEZ, Eddy	TE
12 MONTEZ, Steven	QB	32 GAMBOA, Rick	ILB	61 SMITH, Kolter	OL	93 MATHEWES, Michael	OLB
13 NIXON, K.D.	WR	33 SANDERS, Chase	TB	62 EGGERS, Justin	OL	95 MCCARTNEY, Derek	OLB
14 MacINTYRE, Jay	WR	34 NEWMAN, Chase	LB	63 BALE, J.T.	SN	95 PORTER, Nick	PK
14 MILLER, Chris	CB	35 BISHARAT, Beau	TB	64 HAIGLER, Aaron	OT	96 HASSELBACH, Terran	OLB
15 GRAHAM, Chris	PK	36 JONES, Akil	LB	65 PURSELL, Colby	OL	97 BANDI, Mo	DL
15 NOYER, Sam	QB	37 COOPER, Lucas	DB	66 POLLEY, Grant	OL	98 MAGRI, Nico	DL
16 MULUMBA, Chris	DL	38 RUSSELL, Brady	TE	68 KOUGH, Gerrad	OG		
16 McGARRY, Tyler	QB	40 WELLS, Carson	OLB	69 NOTH, Devin	SN		
17 MARKSBERRY, Casey	QB	41 BERGNER, Andrew	CB	70 MORETTI, Jacob	OL		
17 ENTO, Kabion	WR	43 BOUNDS, Chris	TE	72 TUILOMA, Lyle	DT		
18 WALKER, Lee	WR	44 CALLIER, Jacob	OLB	73 MILLER, Isaac	OL		

2017 COLORADO FOOTBALL LETTERMAN PICTURE

Colorado returned **49** lettermen for 2017 (47 from the 2016 team, with two others from past years); they break down into **24** on offense, **21** on defense and **4** specialists; the Buffs lose **36** lettermen off the 2016 squad (**19** offense/**16** defense/**1** specialist). CU returns **12** starters from last season (**9** offense/**3** defense), losing **12** (**4** offense/**8** defense); two players started seven games each at right tackle and one player started 10 times as the fourth wide receiver, so the offensive starter count last year is based off 13 players. The 2016 starters are listed in bold (six or more starts); *—denotes letters earned primarily on special teams. The breakdown:

OFFENSE

Position	Returning (24)	Lost (19)
WR (x)	Bryce Bobo , Kabion Ento, Johnny Huntley, Xavier Cochrane	*Jaleel Awini, Sean Grundman
WR (z)	Shay Fields , Lee Walker	*Robert Orban, David Bagby, Danny Galloway
WR (h)	Devin Ross , Jay MacIntyre	Joey Hall, *Justin Jan
LT	Jeromy Irwin , Dillon Middlemiss	Shane Callahan
LG	Gerrard Kough , Jonathan Huckins, *Josh Kaiser	John Lisella II (<i>from 2015</i>)
C		Alex Kelley , Sully Wiefels
RG	Tim Lynott Jr.	Colin Sutton
RT	Aaron Haigler	Sam Kronshage
TE/HB	George Frazier, Dylan Keeney, *Chris Bounds	Sean Irwin , Chris Hill, Brian Boatman
QB	Steven Montez	Sefo Liufau , Jordan Gehrke
TB	Phillip Lindsay , Michael Adkins, Beau Bisharat, Kyle Evans, Donovan Lee	Joey Tuggle

DEFENSE

Position	Returning (22)	Lost (15)
OLB	Derek McCartney	Christian Shaver, N.J. Falo
DE	Timothy Coleman, *Frank Umu	Jordan Carrell
DT	Jase Franke, Eddy Lopez (<i>from 2014</i>), Brett Tonz, Lyle Tuiloma	Josh Tupou
DE	Leo Jackson III, Michael Mathewes	Samson Kafovalu , *Aaron Howard
OLB	Terran Hasselbach	Jimmie Gilbert , *Deaysean Rippy
MLB	Rick Gamboa	Addison Gillam
JLB	*Drew Lewis	Kenneth Olugbode , *Ryan Severson, *Travis Talianko
CB	*Andrew Bergner	Chidohe Awuzie , Anthony Julmisse
SS	Nick Fisher, *Kyle Trego, *Jaisen Sanchez (<i>from 2015</i>)	Tedric Thompson
FS	Afolabi Laguda , Ryan Moeller (N/OLB), Daniel Talley	
CB	Isaiah Oliver, *Lucas Cooper	Ahkello Witherspoon

SPECIALISTS

Position	Returning (4)	Lost (1)
P	Alex Kinney	
PK	Chris Graham , Davis Price	Diego Gonzalez
SN	J.T. Bale	

2017 FINAL UNIVERSITY OF COLORADO BUFFALO FOOTBALL STATISTICS

Won 5, Lost 7 (2-7 Pac-12)

RESULTS/Attendance (◆—Pac-12 Game)		Result	Time	Attendance
S 1	Colorado State (N; Denver)	W 17-3	3:11	73,932
S 9	TEXAS STATE.....	W 37-3	3:01	43,822
S 16	NORTHERN COLORADO.....	W 41-21	3:22	44,318
S 23	◆ WASHINGTON (N).....	L 10-37	2:57	47,666
S 30	◆ at UCLA.....	L 23-27	3:24	61,338
O 7	◆ ARIZONA (N).....	L 42-45	3:12	49,976
O 14	◆ at Oregon State	W 36-33	3:14	33,785
O 21	◆ at Washington State (N).....	L 0-28	3:18	31,461
O 28	◆ CALIFORNIA.....	W 44-28	3:19	47,216
N 4	◆ at Arizona State (N).....	L 30-41	3:40	44,553
N 11	◆ SOUTHERN CALIFORNIA.....	L 24-38	3:35	49,337
N 25	◆ at Utah (N).....	L 13-34	3:08	46,022

SCORE-BY-QUARTERS	1	2	3	4	OT	—	Total
COLORADO	76	72	78	91	0	—	317
Opponents.....	59	112	75	92	0	—	338

TEAM STATISTICS	Colorado	Opponents
FIRST DOWNS.....	271	279
by rushing	124	133
by passing	128	127
by penalty.....	19	19
FIRST DOWN PLAYS/YARDS.....	397/2265	394/2444
average gain on first down	5.71	6.20
THIRD DOWN EFFICIENCY.....	79-189	73-173
percentage.....	41.8	42.2
FOURTH DOWN EFFICIENCY.....	13-26	6-16
percentage.....	50.0	37.5
RUSHING ATTEMPTS.....	499	477
yards gained	2,257	2,715
yards lost.....	371	219
NET RUSHING YARDS	1,886	2,496
average per rush	3.78	5.23
average per game	157.2	208.0
PASSING ATTEMPTS.....	410	407
passes completed.....	244	227
had intercepted.....	9	8
completion percentage.....	59.5	55.8
efficiency rating.....	134.4	125.7
NET PASSING YARDS.....	3,125	2,911
average per attempt	7.62	7.15
average per completion.....	12.8	12.8
average per game	260.4	242.5
TOTAL OFFENSIVE PLAYS.....	909	884
TOTAL NET YARDS	5,011	5,407
AVERAGE GAIN PER PLAY.....	5.51	6.12
AVERAGE PER GAME	417.6	450.6
FUMBLES-LOST.....	14-5	14-6
PENALTIES/YARDS.....	75/668	64/601
Offensive.....	42/324	26/224
Defensive.....	22/236	25/247
Special Teams.....	10/93	12/115
Bench/Fans/NCAA Unsportsmanlike.....	1/15	1/15
TURNOVERS (Margin: E/O/00).....	14	14
TOTAL RETURN YARDS.....	396	234
Punt Returns: No-Yards.....	19-200	15-75
Interceptions: No-Yards.....	8-185	9-116
Misc. (Fumble/Blk. FG) Returns.....	1-11	2-43
KICKOFF RETURNS: No-Yards	27-585	24-478
average per return	21.7	19.9
PUNTS.....	58	58
yards	2,457	2,310
gross average.....	42.4	39.8
yard deductions: returns/touchbacks.....	75/60	200/60
net yards.....	2,322	2,030
net average.....	40.0	35.0
DEFENSIVE/tackles for loss.....	54-200	72-327
quarterback sacks/yards	22/115	39/250
quarterback hurries.....	54	51
passes broken up.....	76	33
forced fumbles (ST).....	10 (1)	4 (1)
BLOCKED KICKS (Special Teams).....	2	4
TIME OF POSSESSION.....	346:13	373:47
average per game	28:51	31:09
TIME SPENT IN THE LEAD (tied 132:17).....	285:30	302:13
TIMES PENETRATED OPPONENT 20	44	44
scores/td,fg	37/25,12	39/25,14
GOAL-TO-GO SITUATIONS	18	16
scores/td,fg	18/17,1	16/14,2
TOTAL DRIVES.....	150	150
drives ended by: TD.....	36	40
FG Made/FG Miss.....	17/5	15/7
Punt/Downs.....	58/11	58/10
TO/SAF/Clock.....	13/0/10	13/0/7
TOTAL POINTS.....	317	338
average per game	26.4	28.2

RUSHING					—avg. per—									high
Player	G	Att	Gain	Loss	NET	att.	game	TD	Long	20+	10+	5+	game	
Phillip Lindsay	12	301	1,507	33	1,474	4.90	122.8	14	74t	7	38	105	281	
Steven Montez	12	132	586	248	338	2.56	28.2	3	37	4	20	48	108	
Beau Bisharat	12	21	63	2	61	2.90	5.1	0	11	0	1	5	32	
Michael Adkins II.....	7	11	29	4	25	2.27	3.6	0	13	0	1	2	16	
Devin Ross	12	3	21	0	21	7.00	1.8	0	11	0	1	2	11	
K.D. Nixon	12	3	20	0	20	6.67	1.7	0	12	0	1	2	12	
Bryce Bobo	12	1	9	0	9	9.00	0.8	0	9	0	0	1	9	
Laviska Shenault	12	2	4	0	4	2.00	0.3	0	3	0	0	0	3	
Kyle Evans.....	8	2	3	1	2	1.00	0.3	0	3	0	0	0	3	
Jay MacIntyre.....	11	1	1	0	1	1.00	0.1	0	1	0	0	0	1	
Casey Marksberry.....	1	1	0	5	- 5	-5.00	-5.0	0	-5	0	0	0	-5	
Sam Noyer	4	7	14	25	- 11	-1.57	-2.8	0	13	0	1	1	1	
Team (k-downs, snaps) ..	12	14	0	53	- 53	-	

PASSING							—avg. per—				TOTAL OFFENSE					
Player	G	Att	Com	Int	(/T)	Pct.	Yards	att.	comp.	TD	Long	HT	Sacked	Att.	Yards	Avg.
Steven Montez	12	377	228	9	(3)	60.5	2,975	7.9	13.0	18	79t	45	35/225	509	3,313	6.5
Sam Noyer	4	27	13	0	(0)	48.1	119	4.4	9.2	0	18	6	4/25	34	108	3.2
Casey Marksberry	1	3	2	0	(0)	66.7	20	6.7	10.0	0	16	0	0/0	4	11	2.8
Bryce Bobo	12	1	1	0	(0)	100.0	11	11.0	11.0	1	11t	0	0/0	2	20	1.0
T.J. Patterson.....	11	1	0	0	(0)	0.0	0	0.0	0.0	0	0	0	0/0	1	0	0.0
Team (spiked passes)	1	0	0	0	...	0.0	0/0	15	-52	-3.5

NCAA Ratings: Montez 137.7; Noyer 85.2, Marksberry 122.7, Bobo 522.4, Patterson 0.0.

Passes w/o INT: Montez 39, Noyer 27 (T—interceptions that were tipped; HT—hurried throws)

RECEIVING				---avg. per---						high games----	
Player	G	No.	Yards	rec.	game	TD	Long	20+	10+	rec	yards
Bryce Bobo	12	62	693	11.2	57.8	5	38	7	32	10	9-126
Shay Fields	12	46	623	13.5	51.9	4	65t	7	23	8	6-128
Devin Ross	12	43	508	11.8	42.3	2	37	9	20	8	8-143
Jay MacIntyre.....	11	28	396	14.1	36.0	2	39	8	15	5	4-71
Phillip Lindsay	12	23	257	11.2	21.4	1	60	2	12	5	1-60
Juwann Winfree.....	12	21	325	15.5	27.1	2	79t	2	10	5	5-163
Laviska Shenault	12	7	168	24.0	14.0	0	58	3	5	1	1-58
Chris Bounds	12	7	102	14.6	8.5	2	39t	1	4	2	2-41
K.D. Nixon	12	2	17	8.5	1.4	0	12	0	1	1	1-12
Steven Montez	12	1	11	11.0	0.9	1	11t	0	1	1	1-11
George Frazier.....	10	1	9	9.0	0.9	0	9	0	0	1	1-9
Beau Bisharat	11	1	6	6.0	0.5	0	6	0	0	1	1-6
Kyle Evans.....	8	1	6	6.0	0.8	0	6	0	0	1	1-6
Michael Adkins II.....	7	1	4	4.0	0.6	0	4	0	0	1	1-4

SCORING		Touchdowns----- 2Pt.									
Player	G	Total	Rush	Rec.	Ret.	PAT	EP-EPA	FG-FGA	Saf	DEX	PTS
Phillip Lindsay	12	15	14	1	0	0-0	0-0	0-0	--	--	90
James Stefanou.....	11	0	0	0	0	0-0	35-35	17-22	--	--	86
Bryce Bobo	12	5	0	5	0	1-0	0-0	0-0	--	--	32
Shay Fields.....	12	4	0	4	0	0-0	0-0	0-0	--	--	24
Steven Montez	12	4	3	1	0	0-2	0-0	0-0	--	--	24
Chris Bounds	12	2	0	2	0	0-0	0-0	0-0	--	--	12
Jay MacIntyre.....	11	2	0	2	0	0-0	0-0	0-0	--	--	12
Devin Ross	12	2	0	2	0	0-0	0-0	0-0	--	--	12
Juwann Winfree.....	12	2	0	2	0	0-0	0-0	0-0	--	--	12
Nick Fisher.....	10	1	0	0	1	0-0	0-0	0-0	--	--	6
Laviska Shenault	12	1	0	0	1	0-0	0-0	0-0	--	--	6
Chris Graham	3	0	0	0	0	0-0	1-1	0-0	--	--	1
COLORADO	12	38	17	19	2	1-2	36-36	17-22	0	0	317
Opponents	12	42	23	17	2	1-1	39-41	15-22	0	0	338

PUNTING		In									
Players	G	No.	Yards	Avg.	Long	20	50+	TB	blk	Yds.	Net
Alex Kinney.....	12	56	2,451	43.77	70	28	15	3	2	57	2,334
Team	12	2	6	3.00	0	0	0	0	-	18	-12
COLORADO	12	58	2,457	42.36	70	28	15	3	2	75	2,322
Opponents	12	58	2,310	39.83	71	17	14	4	2	200	2,030

FIELD GOALS		G	10-19	20-29	30-39	40-49	50-59	60+	Total	Pct.	Long
James Stefanou.....	11	0-0	2-2	12-14	2-3	1-3	0-0	17-22	77.3	53	
(39.38wr) (34.40.35) (33.34) (49) (33.33.33) (50wl) (-) (-) (29.39.37) (34.53.28) (47blk.39blk.39) (51wl)											
Opponents	12	0-0	4-4	10-12	1-4	0-2	0-0	15-22	68.2	48	

COLORADO			OPPONENT		
20+	10+	5+	20+	10+	5+
3	13	31	3	18	32
5	16	29	4	9	19
6	25	41	3	5	21
3	8	30	4	12	27
6	19	30	4	17	32
5	19	39	9	14	24
2	13	29	5	17	41
1	7	15	4	11	35
7	20	40	4	19	34
4	15	33	7	17	39
4	16	34	10	20	35
4	15	26	5	22	42

AT-A-GLANCE SUMMARIES

Game	Score						First Downs			Rushing			Passing			Total Offense		Return Yards	Punting No-Avg.	Fumbles No-Lost	Penalties No/Yds	Third Downs	QB Sacks	Avg. F.Pos.	Time of Poss.	
		1	2	3	4	OT	Tot	Ru	Pa	Pn	Att	Yards	TD	Att	Com-Int	Yards	TD									Att
COLORADO	17	10	7	0	0	-	19	7	9	3	38	143	1	29-21-2	202	1	67	345	11	5-41.0	0-0	7/59	7-14	3-18	C 27	28:43
Colorado State.....	3	0	3	0	0	-	23	7	15	1	33	88	0	47-24-2	309	0	80	397	0	5-42.8	1-1	10/120	9-18	5-37	CS26	31:17
COLORADO	37	7	7	17	6	-	21	6	14	1	41	91	2	36-23-0	339	1	77	430	116	6-49.7	2-0	5/35	4-15	6-27	C 32	26:35
Texas State.....	3	0	0	3	0	-	12	6	6	0	47	156	0	18- 8-1	127	0	65	283	9	10-44.3	2-1	2/16	2-15	3-23	TS 22	33:25
COLORADO	41	14	14	3	10	-	30	12	16	2	39	212	1	41-29-1	357	4	80	569	40	4-38.5	3-2	14/114	7-14	1- 6	C 34	31:26
Northern Colorado....	21	7	7	7	0	-	18	6	6	6	31	71	0	37-20-1	202	3	68	273	44	10-34.2	2-1	7/60	1-14	1- 8	NC26	28:34
COLORADO	10	7	0	3	0	-	20	11	9	0	43	120	1	30-22-3	191	0	73	311	6	5-29.0	3-0	3/35	7-15	1- 0	C 24	30:52
Washington	37	0	10	14	13	-	20	11	8	1	39	254	3	21-11-1	160	1	60	414	54	1-51.0	0-0	3/20	5-10	5-25	W 31	29:08
COLORADO	23	7	3	10	3	-	24	9	10	5	38	191	1	38-17-0	243	1	76	434	1	4-42.0	0-0	6/53	4-16	1- 1	C 25	29:41
UCLA.....	27	7	7	7	6	-	25	9	16	0	35	95	2	45-28-1	372	1	80	467	0	3-39.0	1-0	9/85	9-16	0- 0	U 26	30:19
COLORADO	42	7	7	7	21	-	29	18	11	0	58	300	3	32-19-0	251	3	90	551	0	3-41.7	0-0	12/110	13-21	0- 0	C 23	35:54
Arizona	45	14	7	14	10	-	25	15	6	4	42	413	5	14-12-0	154	1	56	567	6	1-35.0	1-1	2/10	6- 9	4-29	A 29	24:06
COLORADO	36	7	7	7	15	-	25	13	9	3	41	206	2	25-15-0	179	3	66	385	43	4-40.5	0-0	3/14	7-12	0- 0	C 26	24:20
Oregon State.....	33	10	9	7	7	-	30	16	14	0	46	280	3	37-20-1	289	0	83	569	15	1-41.0	0-0	9/79	10-15	2-18	OS28	35:40
COLORADO	0	0	0	0	0	-	13	8	3	2	40	80	0	34-13-0	94	0	74	174	5	10-40.6	3-1	5/45	1-17	2-15	C 38	26:58
Washington State.....	28	0	14	7	7	-	21	10	10	1	35	194	1	43-20-0	212	3	78	406	30	7-34.3	2-2	6/70	6-16	3-17	W 26	33:02
COLORADO	44	14	13	0	17	-	27	16	10	1	53	200	1	27-21-0	353	3	80	553	126	3-49.3	2-1	7/58	11-17	4-26	C 27	31:51
California.....	28	7	7	0	14	-	26	8	16	2	25	61	0	53-30-1	374	4	78	435	5	7-47.6	1-0	4/35	8-17	3-25	CA25	28:09
COLORADO	30	3	14	10	3	-	23	8	15	0	39	109	2	41-23-1	345	1	80	454	15	6-43.7	0-0	3/25	6-16	1- 0	C 31	26:50
Arizona State.....	41	0	14	3	24	-	27	18	8	1	54	381	3	34-18-0	202	2	88	583	7	5-42.8	0-0	1/ 5	7-17	5-24	AS25	33:10
COLORADO	24	0	0	14	10	-	23	7	15	1	34	110	1	49-27-2	376	3	83	486	33	3-44.7	0-0	4/45	5-17	1- 8	C 29	28:30
Southern California...	38	0	20	10	8	-	23	9	13	1	38	193	2	34-21-0	329	4	72	522	44	4-33.5	2-0	9/79	4-14	3-11	SC30	31:30
COLORADO	13	0	0	7	6	-	17	9	7	1	35	124	2	28-14-0	195	0	63	319	0	5-50.0	1-1	6/75	7-15	2-14	C 27	24:33
Utah.....	34	14	14	3	3	-	29	18	9	2	52	310	4	24-15-0	181	0	76	491	20	5-36.5	3-0	2/22	6-12	5-33	U 25	35:27

OFFENSIVE LINE STATISTICS

Player	Play Count-----												Season Totals-----												Best Game Grade (minimum 10 snaps)											
	CSU	TXST	UNC	UW	UCLA	UA	OSU	WSU	CAL	ASU	USC	UTAH	Plays	Points	Grade	KD	TDB	PPTD	QBS	PRS	PEN															
A. HAIGLER.....	67	77	80	73	64	—	43	52	80	80	83	64	763	1884.5	2.47	6½	10	15	5½	8	3	2.32 / Northern Colorado														
J. HUCKINS	67	60	INJ	3	75	90	67	31	INJ	51	83	64	591	1429.5	2.42	4½	11	11	5	2	5	2.34 / Oregon State														
J. IRWIN	—	—	80	70	75	90	67	20	80	80	83	64	709	1625.0	2.29	26	12	16	1½	4	7	2.21 / Oregon State														
J. KAISER	67	13	80	73	—	—	—	39	17	80	28	21	418	1014.0	2.43	6	3	5	4½	2	2	2.28 / California														
G. KOUGH.....	67	77	80	70	75	90	67	74	80	80	83	64	907	2098.5	2.31	10½	14	16	2½	4	6	2.20 / Utah														
T. LYNOTT.....	67	77	80	70	75	90	67	74	80	29	INJ	INJ	709	1718.0	2.42	7½	11	15	3½	7	2	2.35 / Oregon State														
I. MILLER.....	—	64	—	3	11	90	24	37	63	—	55	43	390	963.5	2.47	5	7	8	2	1	3	2.28 / Utah														
B. TONZ.....	—	17	—	3	—	—	—	43	—	—	—	—	63	161.0	2.56	0	0	0	0	1	0	2.44 / Texas State														
Team.....	67	77	80	73	75	90	67	74	80	80	83	64	4550	10894.0	2.39	66	68	86	24½	29	28	2.30 / Oregon State														

Sacks/pressures allowed by others or coverage not included; sacks & pressures may exceed overall team total as two players can be awarded a pressure on the same play.

KEY: KD—Knockdown Blocks (pancakes/blown off the line/finishes); TDB—Touchdown Blocks (direct); PPTD—Perfect plays on passing touchdown/conversions; QBS—Quarterback Sacks Allowed; PRS—Pressures Allowed; PEN—Penalties. Grades based of 0, 1, 2, 3 or 4 points per play (%-points awarded if somewhere in-between), the lower the better. Final Grade Scale: 0.00-1.90 phenomenal performance; 1.91-2.09 all-conference caliber or better; 2.10-2.25 starting caliber; 2.41-2.60 average; 2.61-4.0 below average. **Does not include UCLA fake FG; includes 2-point attempts at Oregon State and Utah.**

FG/PAT TEAM PLAY COUNT (59 includes FG fake at UCLA): Bounds 59, Haigler 59, Kaiser 59, Middlemiss 59, Vaughn 59, Frazier 48, Tonz 47, Lynott 46, Kough 18, Mathewes 11, Huckins 5, Edwards 2 (*Snappers:* Bale 59; *Holders:* Patterson 59; *Kickers:* Stefanou 58, Graham 1).

PUNT TEAM SNAPS (58; includes fakes, roughing calls): J.T. Bale 58.

NON-OFFENSIVE SCORES (2)

vs. Opponent	Player	Play	By Opponent (2)	Player	Play
Texas State	Laviska Shenault	55 punt return	Washington	Myles Bryant	35 interception return
California	Nick Fisher	100 interception return	Southern California	Ajene Harris	34 interception return

MISCELLANEOUS STAT BOX

(Coin Toss: O-offense; D-Defense; d-deferred/played defense first)

	Red Zone (Scores-Att; TD/FG); Plays-Yds)					Avg./1st Down		2nd Down Eff.		3rd Dn/Avg-to-Go		Plays (+/0/-)		Plus Territory (Plays-Yards)					Coin	
Game	Colorado		Opponent			Colo	Opp.	Colo	Opp.	Colo.	Opp.	Colorado	Opponent	Colorado	Opponent	Temp	Toss			
Colorado State	0-1 (0/0)	2-(-14)	1-2 (0/1)	4- 0	5.2	6.1	6-23	5-24	7.4	8.4	46	11	10	46	28	6	25-172	29- 63	85°	W (d)
Texas State	5-5 (3/2)	6-26	1-2 (0/1)	5-(-2)	6.7	6.2	10-25	6-22	7.3	8.4	52	18	7	41	15	9	41-180	15- 25	88°	W (d)
Northern Colorado	5-6 (3/2)	7-27	0-0 (0/0)	0- 0	8.0	5.5	11-26	8-25	7.5	7.7	57	17	6	42	21	5	42-248	6- 75	54°	L (O)
Washington	1-1 (1/0)	3- 8	3-4 (2/1)	13-41	5.4	7.1	10-26	10-22	4.9	5.2	54	11	8	46	12	2	24- 70	27-179	45°	L (O)
UCLA	4-5 (1/3)	9-10	5-5 (3/2)	15-25	6.3	4.8	6-23	11-27	9.2	5.7	45	24	7	54	20	6	40-139	39-189	70°	W (d)
Arizona	5-5 (5/0)	24-86	3-4 (2/1)	9-30	5.5	11.0	8-29	8-18	5.8	3.4	68	15	7	48	5	3	42-198	27-206	75°	W (d)
Oregon State	4-4 (4/0)	10-56	7-7 (3/4)	15-59	3.9	7.2	10-23	14-29	7.4	7.5	49	11	6	64	18	2	30-153	39-253	47°	L (O)
Washington State	0-2 (0/0)	4-(-2)	3-3 (3/0)	7-42	3.1	6.3	4-23	10-26	9.2	7.7	38	29	7	50	25	3	34- 46	31-184	41°	W (d)
California	5-5 (3/2)	7-(-1)	3-4 (3/0)	7-36	6.7	5.0	7-26	8-25	6.6	6.8	62	9	9	49	23	6	29-160	32-190	50°	L (O)
Arizona State	4-4 (2/2)	15-44	5-5 (3/2)	14-58	7.3	4.5	11-27	15-32	7.2	4.6	53	21	6	65	21	2	37-153	45-248	79°	W (d)
Southern California	2-3 (1/1)	9-(-4)	3-3 (2/1)	7-40	4.8	6.9	10-27	10-24	6.4	7.1	52	24	7	49	16	7	26- 64	32-213	59°	W (d)
Utah	2-3 (2/0)	6-15	5-5 (4/1)	13-56	3.7	4.9	4-19	14-27	8.4	4.4	41	15	7	53	11	12	28-122	39-184	47°	W (d)

SCORING DRIVES (Game-By-Game)

Opponent	Plays	Yards	Time	Result	Qtr	(Down) How	PAT	Quarterback
Colorado State	6	94	1:30	TD	1	(1) Lindsay 45 run	<i>Graham</i>	Montez
Colorado State	8	45	2:54	FG	1	(4) Stefanou 39 FG	Montez
Colorado State	5	55	1:48	TD	2	(2) Fields 31 pass from Montez	<i>Stefanou</i>	Montez
Texas State	9	96	2:44	TD	2	(2) Montez 2 run	<i>Stefanou</i>	Montez
Texas State	6	58	2:07	FG	3	(4) Stefanou 34 FG	Montez
Texas State	7	35	2:27	*TD	3	(1) Lindsay 7 run	<i>Stefanou</i>	Montez
Texas State	7	86	1:44	TD	3	(2) Bobo 11 pass from Montez	<i>Stefanou</i>	Montez
Texas State	9	47	2:47	FG	4	(4) Stefanou 40 FG	Montez
Texas State	4	6	1:07	*FG	4	(4) Stefanou 35 FG	Noyer
Northern Colorado	6	75	1:49	TD	1	(3) Ross 4 pass from Montez	<i>Stefanou</i>	Montez
Northern Colorado	1	5	0:04	*TD	1	(1) Lindsay 5 run	<i>Stefanou</i>	Montez
Northern Colorado	7	80	2:18	TD	2	(3) Fields 28 pass from Montez	<i>Stefanou</i>	Montez
Northern Colorado	6	73	2:09	TD	2	(1) Bobo 29 pass from Montez	<i>Stefanou</i>	Montez
Northern Colorado	9	44	3:13	FG	3	(4) Stefanou 33 FG	Montez
Northern Colorado	10	85	3:55	TD	4	(2) MacIntyre 14 pass from Montez	<i>Stefanou</i>	Montez
Northern Colorado	9	44	5:23	FG	4	(4) Stefanou 34 FG	Montez
Washington	11	75	4:36	TD	1	(3) Lindsay 1 run	<i>Stefanou</i>	Montez
Washington	10	53	4:05	FG	3	(4) Stefanou 49 FG	Montez
UCLA	9	63	4:15	TD	1	(1) Lindsay 21 pass from Montez	<i>Stefanou</i>	Montez
UCLA	5	47	2:25	FG	2	(4) Stefanou 33 FG	Montez
UCLA	9	75	4:40	TD	3	(1) Lindsay 2 run	<i>Stefanou</i>	Montez
UCLA	15	62	4:28	*FG	3	(4) Stefanou 33 FG	Montez
UCLA	8	55	2:55	FG	4	(4) Stefanou 33 FG	Montez
Arizona	10	75	4:26	TD	1	(1) Lindsay 5 run	<i>Stefanou</i>	Montez
Arizona	19	85	9:34	TD	2	(3) Lindsay 1 run	<i>Stefanou</i>	Montez
Arizona	15	75	5:08	TD	3	(3) Bobo 7 pass from Montez	<i>Stefanou</i>	Montez
Arizona	10	75	3:30	TD	4	(4) Bounds 2 pass from Montez	<i>Stefanou</i>	Montez
Arizona	6	75	2:04	TD	4	(1) Bounds 39 pass from Montez	<i>Stefanou</i>	Montez
Arizona	9	75	3:02	TD	4	(2) Lindsay 11 run	<i>Stefanou</i>	Montez
Oregon State	2	79	0:20	TD	1	(2) Lindsay 74 run	<i>Stefanou</i>	Montez
Oregon State	10	73	3:37	TD	2	(1) Montez 11 pass from Bobo	<i>Stefanou</i>	Montez
Oregon State	6	46	2:15	*TD	3	(1) Lindsay 9 run	<i>Stefanou</i>	Montez
Oregon State	18	88	6:22	TD	4	(3) Bobo 9 pass from Montez	<i>Montez-to-Bobo</i>	Montez
Oregon State	9	82	2:40	TD	4	(1) Bobo 13 pass from Montez	<i>Stefanou</i>	Montez
California	9	73	3:39	TD	1	(3) Ross 22 pass from Montez	<i>Stefanou</i>	Montez
California	6	75	2:51	TD	1	(1) Montez 7 run	<i>Stefanou</i>	Montez
California	6	96	2:57	TD	2	(1) Fields 65 pass from Montez	<i>Stefanou</i>	Montez
California	10	42	3:11	FG	2	(4) Stefanou 29 FG	Montez
California	8	50	1:10	FG	2	(4) Stefanou 39 FG	Montez
California	14	74	5:55	TD	4	(3) MacIntyre 23 pass from Montez	<i>Stefanou</i>	Montez
California	9	55	3:02	FG	4	(4) Stefanou 37 FG	Montez
Arizona State	14	62	4:15	FG	1	(4) Stefanou 34 FG	Montez
Arizona State	13	73	4:23	TD	2	(1) Lindsay 6 run	<i>Stefanou</i>	Montez
Arizona State	8	51	1:13	TD	2	(2) Lindsay 1 run	<i>Stefanou</i>	Montez
Arizona State	4	3	1:32	FG	3	(4) Stefanou 53 FG	Montez
Arizona State	3	69	0:55	TD	3	(1) Fields 54 pass from Montez	<i>Stefanou</i>	Montez
Arizona State	5	64	1:29	FG	4	(4) Stefanou 28 FG	Montez
Southern California	2	82	0:35	TD	3	(2) Winfree 79 pass from Montez	<i>Stefanou</i>	Montez
Southern California	3	1	0:53	TD	3	(3) Lindsay 1 run	<i>Stefanou</i>	Montez
Southern California	11	48	4:22	FG	4	(4) Stefanou 39 FG	Montez
Southern California	4	75	1:21	TD	4	(2) Winfree 57 pass from Montez	<i>Stefanou</i>	Montez
Utah	6	73	1:38	TD	3	(1) Lindsay 6 run	<i>Stefanou</i>	Montez
Utah	13	78	5:13	TD	4	(3) Montez 3 run	<i>pass failed</i>	Montez

(*)—scored following a turnover).

Drive Analysis

DISTANCE	COLORADO		OPPONENT	
Length	TD	FG	TD	FG
(minus)	—	0	—	0
0—9	2	2	0	0
10—19	0	0	1	0
20—29	0	0	0	0
30—39	1	0	0	0
40—49	2	7	1	0
50—59	2	5	4	6
60—69	2	3	6	6
70—79	18	0	22	2
80—89	7	0	5	0
90—99	3	0	1	0

GAME OPENING DRIVES

Game	COLORADO			OPPONENT		
	Pts	FD	Yds	Pts	FD	Yds
Colorado State	0	0	-2	0	0	5
Texas State	0	3	41	0	1	60
Northern Colorado	0	0	9	7	4	65
Washington	7	4	75	0	3	39
UCLA	7	4	63	0	3	53
Arizona	0	0	-2	0*	5	55
Oregon State	0	0	-1	7	4	60
Washington State	0	0	0	0	2	19
California	0	1	18	0	0	7
Arizona State	3	4	62	0	0	6
Southern California	0	1	20	0	2	58
Utah	0	0	4	0	3	32

SECOND HALF OPENING DRIVES

Game	COLORADO			OPPONENT		
	Pts	FD	Yds	Pts	FD	Yds
Colorado State	0	1	9	0	3	42
Texas State	3	2	58	3	2	60
Northern Colorado	0*	4	55	7	4	55
Washington	3	3	53	7	3	74
UCLA	0	0	0	7	3	58
Arizona	0	1	16	7	3	70
Oregon State	7	2	46	0*	3	37
Washington State	0	3	14	7	4	75
California	0*	1	19	0	3	43
Arizona State	0	0	7	0	0	5
Southern California	0	2	52	7	3	78
Utah	0	0	8	0	1	23

(*)—drive ended by a turnover)

POSSESSIONS AT-A-GLANCE

	Avg. 3-Plays				
	No.	Plays	Snaps	& Out*	Snaps/TD
Colorado	150	909	6.06	32	25.3 (36)
Opponent	150	884	5.89	39	22.1 (40)

(*)—less if there is a turnover; must not have earned a first down or scored a touchdown.)

POINTS BY DRIVE

Drive (CU/Opp)	COLORADO			OPPONENT		
	Pts	TD	FG	Pts	TD	FG
1 (12/12)	24	3	1	14	2	0
2 (12/12)	28	4	0	31	4	1
3 (12/12)	27	3	2	24	3	1
4 (12/12)	28	4	0	27	3	2
5 (12/12)	10	1	1	41	5	2
6 (12/12)	27	3	2	28	4	0
7 (12/12)	21	3	0	28	4	0
8 (12/12)	31	3	3	38	5	1
9 (12/12)	41	6	0	22	2	3
10 (12/12)	27	3	2	28	3	2
11 (10/10)	13	1	2	3	0	1
12 (8/8)	20	2	2	17	2	1
13 (5/5)	6	0	2	7	1	0
14 (5/4)	0	0	0	7	1	0
15 (2/4)	0	0	0	7	1	0
16 (1/0)	0	0	0	0	0	0
17 (0/0)	0	0	0	0	0	0

LONGEST PLAYS**COLORADO****Scrimmage**

Yards	Opponent	Player(s)
79	Southern California	Juwann Winfree pass from Steven Montez (TD)
74	Oregon State	Phillip Lindsay run (TD)
65	California	Shay Fields pass from Steven Montez (TD)
60	Arizona State	Phillip Lindsay pass from Steven Montez
58	California	Laviska Shenault pass from Steven Montez
57	Southern California	Juwann Winfree pass from Steven Montez (TD)
54	Arizona State	Shay Fields pass from Steven Montez (TD)
45	Colorado State	Phillip Lindsay run (TD)
45	Arizona	Phillip Lindsay run
44	Texas State	Shay Fields pass from Steven Montez
42	UCLA	Laviska Shenault pass from Steven Montez
39	Arizona	Jay MacIntyre pass from Steven Montez
39	Arizona	Chris Bounds pass from Steven Montez (TD)
39	California	Phillip Lindsay run
38	Oregon State	Bryce Bobo pass from Steven Montez
37	Northern Colorado	Devin Ross pass from Steven Montez
37	UCLA	Steven Montez run
36	Arizona	Phillip Lindsay run
35	Arizona	Phillip Lindsay run
32	Northern Colorado	Devin Ross pass from Steven Montez
31	Colorado State	Shay Fields pass from Steven Montez (TD)
31	Texas State	Devin Ross pass from Steven Montez
31	UCLA	Jay MacIntyre pass from Steven Montez
30	Northern Colorado	Jay MacIntyre pass from Steven Montez
29	Northern Colorado	Bryce Bobo pass from Steven Montez (TD)
29	Washington	Steven Montez run
28	Colorado State	Jay MacIntyre pass from Steven Montez
28	Texas State	Bryce Bobo pass from Steven Montez
28	Northern Colorado	Shay Fields pass from Steven Montez (TD)
28	Utah	Bryce Bobo pass from Steven Montez
27	Southern California	Bryce Bobo pass from Steven Montez
25	UCLA	Steven Montez run
24	Northern Colorado	Devin Ross pass from Steven Montez
24	UCLA	Devin Ross pass from Steven Montez
24	Washington State	Phillip Lindsay run
23	California	Jay MacIntyre pass from Steven Montez (TD)
23	Arizona State	Shay Fields pass from Steven Montez
23	Utah	Steven Montez run
22	Texas State	Devin Ross pass from Steven Montez
22	Washington	Devin Ross pass from Steven Montez
22	California	Devin Ross pass from Steven Montez (TD)
21	UCLA	Phillip Lindsay pass from Steven Montez (TD)
21	California	Devin Ross pass from Steven Montez
21	Southern California	Bryce Bobo pass from Steven Montez
21	Utah	Jay MacIntyre pass from Steven Montez
20	Washington	Laviska Shenault pass from Steven Montez
20	California	Bryce Bobo pass from Steven Montez (TD)
20	Arizona State	Jay MacIntyre pass from Steven Montez
20	Utah	Jay MacIntyre pass from Steven Montez

Number of plays 20-plus yards in length: 49 (38 pass, 11 rush)

Number of plays 40-plus yards in length: 11 (8 pass, 3 rush)

Returns

Type	Yards	Opponent	Player
KICKOFF	33	Washington	K.D. Nixon
PUNT	55	Texas State	Laviska Shenault (TD)
INTERCEPTION	100	California	Nick Fisher (TD)
FUMBLE	11	Colorado State	Afolabi Laguda

Returns 20+ yards in length: 20 (13 kickoff, 4 punt, 3 interception, 0 fumble, 0 misc.)

Returns 30+ yards in length: 9 (3 kickoff, 3 punt, 3 interception, 0 fumble, 0 misc.)

OPPONENT**Scrimmage**

Yards	Opponent	Player(s)
75	Arizona	Khalil Tate run (TD)
63	Arizona State	Demario Richard run
60	Arizona	Tony Ellison pass from Khalil Tate
58	Arizona	Khalil Tate run (TD)
57	Washington	Myles Gaskin 27 run (TD)
55	Texas State	Anthony D. Taylor run
52	Northern Colorado	Alex Wesley pass from Jacob Knipp (TD)
51	California	Jordan Veasy pass from Ross Bowers
50	Washington State	Tay Martin pass from Luke Falk (TD)
47	Arizona	Khalil Tate run (TD)
46	UCLA	Jordan Lasley pass from Josh Rosen
45	Texas State	Thurman Morbley pass from Damian Williams
44	UCLA	Jordan Lasley pass from Josh Rosen
43	Washington	Quinten Pounds pass from Jake Browning (TD)
41	Oregon State	Trevon Bradford pass from Darell Garretson
40	Arizona State	Demario Richard run
40	Utah	Raelon Singleton pass from Troy Williams
38	Colorado State	Warren Jackson pass from Nick Stevens
38	Oregon State	Jordan Villamin pass from Darell Garretson
37	Arizona	Khalil Tate run
37	Southern California	Deontay Burnett pass from Sam Darnold
33	Northern Colorado	Alex Wesley pass from Jacob Knipp (TD)
32	Southern California	Michael Pittman pass from Sam Darnold
31	Colorado State	Detrich Clark pass from Nick Stevens
31	Arizona	Khalil Tate run
31	Oregon State	Ryan Nall run
31	Arizona State	Curtis Hodges pass from Manny Wilkins
30	UCLA	Austin Roberts pass from Josh Rosen
30	Southern California	Steven Mitchell pass from Sam Darnold
29	Southern California	Tyler Vaughns pass from Sam Darnold
28	Arizona	Khalil Tate run (TD)
28	Arizona	Khalil Tate run
28	Arizona	Tyrell Johnson pass from Khalil Tate
27	Northern Colorado	Michael McCauley pass from Jacob Knipp (TD)
27	California	Kanawai Noa pass from Ross Bowers (TD)
26	California	Kanawai Noa pass from Ross Bowers
26	Southern California	Steven Mitchell pass from Sam Darnold
25	Washington	Dante Pettis pass from Jake Browning
25	Washington	Myles Gaskin 27 run
25	California	Vi Wharton pass from Ross Bowers
25	Arizona State	Kyle Williams pass from Manny Wilkins (TD)
25	Southern California	Ronald Jones run
25	Utah	Zack Moss pass from Troy Williams
24	Colorado State	Rashaad Boddie run
24	Texas State	Thurman Morbley pass from Willie Jones III
24	Oregon State	Artavis Pierce from Darell Garretson
24	Southern California	Tyler Vaughns pass from Sam Darnold
24	Southern California	Sam Darnold run (TD)

Number of plays 20-plus yards in length: 62 (40 pass, 22 rush)

Number of plays 40-plus yards in length: 17 (10 pass, 7 rush)

Returns

Type	Yards	Opponent	Player
KICKOFF	32	Arizona	Tyrell Johnson
PUNT	17	Washington	Vita Vea (off block)
INTERCEPTION	44	Northern Colorado	Kevin Nutt
FUMBLE	30	Washington	Jalen Thompson

Returns 20+ yards in length: 17 (14 kickoff, 0 punt, 2 interception, 1 fumble, 0 misc.)

Returns 30+ yards in length: 6 (3 kickoff, 0 punt, 2 interception, 1 fumble, 0 misc.)

DRIVE ENGINEERING

COLORADO																				OPPONENT										TIME SPENT IN THE LEAD			BIG LEAD	
Game	No.	TD	FG-A	PUNT	DWN	TO	SAF	CLK	PTS	No.	TD	FG-A	PUNT	DWN	TO	SAF	CLK	PTS	Colorado	Tied	Opponent	CU	Opp											
Colorado State	12	2	1-2	5	0	2	0	1	17	12	0	1-1	5	3	3	0	0	3	52:11	7:49	0:00	17	---											
Texas State	12	3	3-3	6	1	0	0	1	30	15	0	1-2	10	1	2	0	0	3	45:43	14:17	0:00	34	---											
Northern Colorado	14	5	2-2	4	0	2	0	1	41	15	3	0-0	10	0	2	0	0	21	53:01	5:10	1:49	21	7											
Washington	11	1	1-1	5	1	3	0	0	10	11	4	1-3	1	0	1	0	2	30	16:20	10:04	33:36	7	27											
UCLA	11	2	3-3	4	1	0	0	1	23	11	3	2-2	3	1	1	0	1	27	6:23	16:01	37:36	7	11											
Arizona	10	6	0-1	3	0	0	0	0	42	10	6	1-1	1	0	1	0	1	45	0:00	9:24	50:36	---	14											
Oregon State	10	5	0-0	4	0	0	0	1	36	10	3	4-5	1	0	1	0	0	33	12:52	8:54	38:14	3	9											
Washington State	16	0	0-0	10	4	1	0	1	0	15	4	0-0	7	2	1	0	1	28	0:00	18:35	41:25	---	28											
California	12	4	3-3	3	0	1	0	1	37	12	4	0-0	7	0	1	0	0	28	51:29	8:31	0:00	23	---											
Arizona State	14	3	3-3	6	1	1	0	0	30	15	5	2-4	5	1	0	0	0	41	47:31	6:56	5:33	10	11											
Southern California	14	3	1-3	3	2	2	0	1	24	13	4	1-2	4	2	0	0	1	32	0:00	18:01	41:59	---	27											
Utah	11	2	0-1	5	1	1	0	1	13	11	4	2-2	4	1	0	0	0	34	0:00	8:35	51:25	---	28											

FIRST DOWN PASSING

Player	Att-Com-Int	Pct.	Yards	FD	TD	Long	Sacked	Rating
Steven Montez.....	153-95- 3	62.1	1268	44	6	65t	10/67	140.7
Sam Noyer.....	7- 4- 0	57.1	28	1	0	12	0/ 0	90.7
Casey Marksberry.....	2- 2- 0	100.0	20	0	0	16	0/ 0	184.0
Bryce Bobo.....	1- 1- 0	100.0	11	1	1	11t	0/ 0	522.4
Team.....	1- 0- 0	0.0	0	0	0	0	0/ 0	0.0

FIRST DOWN RUSHING

Player	Att.	Yards	Avg.	FD	TD	Long
Phillip Lindsay.....	148	702	4.7	18	8	45t
Steven Montez.....	43	274	6.4	9	1	29
Beau Bisharat.....	8	19	2.4	0	0	7
Bryce Bobo.....	3	12	4.0	0	0	9
Devin Ross.....	1	11	11.0	1	0	11
K.D. Nixon.....	1	5	5.0	0	0	5
Michael Adkins II.....	6	5	0.8	0	0	2
Laviska Shenault.....	1	3	3.0	0	0	3
Kyle Evans.....	2	2	1.0	0	0	3
Jay MacIntyre.....	1	1	1.0	0	0	1
Sam Noyer.....	1	1	1.0	0	0	1
Team.....	8	- 30	-3.8	0	0	- 1

FIRST DOWN RECEIVING

Player	No.	Yards	Avg.	FD	TD	Long
Bryce Bobo.....	24	256	10.7	11	2	29
Shay Fields.....	23	323	14.0	8	2	65t
Devin Ross.....	18	207	11.5	6	0	37
Phillip Lindsay.....	10	148	14.8	6	1	60
Jay MacIntyre.....	8	135	16.9	5	0	31
Juwann Winfree.....	6	57	9.5	1	0	16
Chris Bounds.....	5	94	18.8	5	1	39t
Laviska Shenault.....	3	63	21.0	2	0	42
K.D. Nixon.....	1	12	12.0	1	0	12
Steven Montez.....	1	11	11.0	1	1	11t
George Frazier.....	1	9	9.0	0	0	9
Beau Bisharat.....	1	6	6.0	0	0	6
Kyle Evans.....	1	6	6.0	0	0	6

ALL-PURPOSE YARDS (Top 2)

	G	Plays	Rush	Rec.	PR	KOR	Total	Avg.	Avg./G
Phillip Lindsay.....	12	324	1,474	257	0	0	1,731	5.3	144.3
Bryce Bobo.....	12	63	9	693	0	0	702	11.1	58.5

QUARTERBACK SACKS (22-115)

Colorado State (3-18): Callier 1-8, Gamboa ½-5, Sparaco ½-5; Jackson 1-0. **Texas State (6-27):** Jackson 3-15, Coleman 1-5, Talley 1-5, McCartney 1-2. **Northern Colorado (1-6):** McCartney 1-6. **Washington (1-0):** Jackson 1-0. **UCLA (1-1):** Edwards 1-1. **Arizona (0-0):** none. **Oregon State (0-0):** none. **Washington State (2-15):** McCartney 1-8, Jackson ½-4; Mulumba ½-3. **California (4-26):** Lewis 1-11, Worthington 1-9, Frazier 1-5, Franke 1-1. **Arizona State (1-0):** McCartney 1-0. **USC (1-8):** Team 1-8. **Utah (2-14):** Lewis 1-9, McCartney 1-5.

SACKS BY QTR: CU 4-8-3-7 (0-OT); OPP 8-8-11-12 (0-OT)

2017 COLORADO BUFFALO SINGLE-GAME HIGHS

Individual

LONGEST SCORING RUN— 74, Phillip Lindsay vs. Oregon State
LONGEST NON-SCORING RUN— 45, Phillip Lindsay vs. Arizona
LONGEST SCORING PASS— 79, Steven Montez to Juwann Winfree vs. Southern California
LONGEST NON-SCORING PASS— 60, Steven Montez to Phil Lindsay at Arizona State
LONGEST KICKOFF RETURN— 34, K.D. Nixon at Utah
LONGEST PUNT RETURN— 55, Laviska Shenault vs. Texas State (TD)
LONGEST INTERCEPTION RETURN— 100, Nick Fisher vs. California (*tied school record*)
LONGEST PUNT— 70, Alex Kinney vs. Texas State
LONGEST FIELD GOAL— 53, James Stefanou at Arizona State
MOST TOUCHDOWNS— 3, Phillip Lindsay vs. Arizona (*3 rushing*)
MOST RUSHING ATTEMPTS— 41, Phillip Lindsay vs. Arizona (*school record*)
MOST RUSHING YARDS— 281, Phillip Lindsay vs. Arizona
MOST PASS ATTEMPTS— 49, Steven Montez vs. Southern California
MOST PASS COMPLETIONS— 29, Steven Montez vs. Northern Colorado
MOST INTERCEPTIONS THROWN— 3, Steven Montez vs. Washington
MOST PASSING YARDS— 376, Steven Montez vs. Southern California
MOST TOUCHDOWN PASSES— 4, Steven Montez vs. Northern Colorado
MOST RECEPTIONS— 10, Bryce Bobo vs. Southern California
MOST RECEIVING YARDS— 163, Juwann Winfree vs. Southern California
MOST TOTAL OFFENSIVE PLAYS— 61, Steven Montez vs. USC (49 pass, 12 rush)
MOST TOTAL OFFENSE— 425, Steven Montez vs. Northern Colorado (*357 pass, 68 rush*)
MOST FIELD GOALS ATTEMPTED— 3, James Stefanou on five occasions
MOST FIELD GOALS MADE— 3, James Stefanou on four occasions
MOST TACKLES— 17, Rick Gamboa at Arizona State (6 UT)
MOST SOLO TACKLES— 12, Evan Worthington at OSU, Derek McCartney at ASU
MOST TACKLES FOR LOSS— 3, Leo Jackson vs. Texas State
MOST QUARTERBACK SACKS— 3, Leo Jackson vs. Texas State
MOST QUARTERBACK HURRIES— 3, Drew Lewis vs. Colorado State
MOST INTERCEPTIONS— 1, on eight occasions
MOST PASSES BROKEN UP— 4, Isaiah Oliver vs. Colorado State
MOST THIRD/FOURTH DOWN STOPS— 3, Tim Coleman vs. UNC; Derek McCartney at ASU
MOST KNOCKDOWN BLOCKS (OL)— 8, Jeromy Irwin vs. Northern Colorado
MOST SPECIAL TEAM POINTS— 5, on two occasions (Bisharat at OSU//Nixon at Utah)

THIRD-FOURTH DOWN PASSING

Player	Att-Com-Int	Pct.	Yards	FD	TD	Long	Sacked	Rating
Steven Montez.....	98-59- 4	60.2	747	40	7	39	15/81	139.6
Sam Noyer.....	11- 5- 0	45.5	35	0	0	13	3/17	72.2
Casey Marksberry.....	1- 0- 0	0.0	0	0	0	0	0/ 0	0.0
T.J. Patterson.....	1- 0- 0	0.0	0	0	0	0	0/ 0	0.0

THIRD-FOURTH DOWN RUSHING

Player	Att.	FD/TD	Pct.	Yards	Avg.	TD	Att.-FD
Beau Bisharat.....	3	3	100.0	6	2.0	0	3- 3
K.D. Nixon.....	2	2	100.0	15	7.5	0	1- 1
Devin Ross.....	1	1	100.0	6	6.0	0	0- 0
Phillip Lindsay.....	52	31	59.7	209	4.0	2	24-17
Steven Montez.....	25	13	52.0	145	5.8	1	7- 5
Michael Adkins.....	1	0	0.0	0	0.0	0	0- 0
Team.....	2	0	0.0	-8	-8.0	0	0- 0

THIRD-FOURTH DOWN RECEIVING

Player	No.	Yards	Avg.	FD	TD	Long
Bryce Bobo.....	16	206	12.9	9	2	38
Devin Ross.....	12	155	12.9	11	2	24
Phillip Lindsay.....	11	82	7.5	4	0	15
Jay MacIntyre.....	10	157	15.7	8	1	39
Shay Fields.....	8	129	16.1	7	1	28t
Juwann Winfree.....	3	36	12.0	1	0	19
Chris Bounds.....	2	8	4.0	0	1	6
K.D. Nixon.....	1	5	5.0	0	0	5
Michael Adkins II.....	1	4	4.0	0	0	4

Team Bests/Highs

MOST FIRST DOWNS— 30, vs. Northern Colorado
MOST RUSHING ATTEMPTS— 53, vs. California
MOST RUSHING YARDS— 300, vs. Arizona
MOST PASS ATTEMPTS— 49, vs. Southern California
MOST COMPLETIONS— 29, vs. Northern Colorado
MOST INTERCEPTIONS THROWN— 3, vs. Washington
MOST PASSING YARDS— 376, vs. Southern California
MOST OFFENSIVE PLAYS— 90, vs. Arizona
MOST TOTAL OFFENSE— 569, vs. Northern Colorado
FEWEST FUMBLES— 0, on six occasions
MOST FUMBLES— 3, vs. Northern Colorado, Washington, at Washington State
FEWEST TURNOVERS— 0, vs. Texas State, at UCLA, vs. Arizona, at Oregon State
MOST TURNOVERS— 3, vs. Washington
MOST TIME OF POSSESSION— 35:54, vs. Arizona
LONGEST TOUCHDOWN DRIVE— 96 yards (6 plays), vs. California (9 plays vs. Texas St.)
LONGEST FIELD GOAL DRIVE— 64 yards (5 plays), at Arizona State

Defensive Bests

FEWEST FIRST DOWNS ALLOWED— 12, by Texas State
FEWEST RUSHING ATTEMPTS ALLOWED— 25, by California
FEWEST RUSHING YARDS ALLOWED— 61, by California
FEWEST PASS ATTEMPTS ALLOWED— 14, by Arizona
FEWEST PASS COMPLETIONS ALLOWED— 8, by Texas State
FEWEST PASSING YARDS ALLOWED— 127, by Texas State
MOST INTERCEPTIONS— 2, vs. Colorado State
FEWEST TOTAL PLAYS ALLOWED— 56, by Arizona
FEWEST TOTAL YARDS ALLOWED— 273, by Northern Colorado
MOST FUMBLES FORCED— 1, on seven occasions
MOST TURNOVERS GAINED— 3, vs. Colorado State
MOST PASSES BROKEN UP— 14, at Washington State
MOST QUARTERBACK SACKS— 6, vs. Texas State
MOST QUARTERBACK HURRIES— 9, vs. Colorado State
MOST TACKLES FOR LOSS— 9, vs. Texas State, at Utah

GAME-BY-GAME INDIVIDUAL CHARTS / OFFENSE

RUSHING

MICHAEL ADKINS II

	Att	Yds	Avg.	Long	TD
Colorado State	4	10	2.5	5	0
Texas State	4	16	4.0	13	0
N. Colorado	1	-1	-1.0	-1	0
Washington			DNP		
UCLA	1	-2	-2.0	-2	0
Arizona	1	2	2.0	2	0
Oregon State	0	0	0.0	0	0
Washington State			DNP		
California			DNP		
Arizona State			DNP		
USC	0	0	0.0	0	0
Utah			DNP		

BEAU BISHARAT

	Att	Yds	Avg.	Long	TD
Colorado State	1	2	2.0	2	0
Texas State	2	-1	-0.5	0	0
N. Colorado	0	0	0.0	0	0
Washington	5	11	2.2	3	0
UCLA	0	0	0.0	0	0
Arizona	8	32	4.0	7	0
Oregon State	0	0	0.0	0	0
Washington State	1	1	1.0	1	0
California	3	14	4.7	11	0
Arizona State	1	2	2.0	2	0
USC	0	0	0.0	0	0
Utah	0	0	0.0	0	0

KYLE EVANS

	Att	Yds	Avg.	Long	TD
Colorado State			INJ		
Texas State			INJ		
N. Colorado	0	0	0.0	0	0
Washington	1	3	3.0	3	0
UCLA	0	0	0.0	0	0
Arizona	0	0	0.0	0	0
Oregon State	1	-1	-1.0	-1	0
Washington State	0	0	0.0	0	0
California			DNP		
Arizona State	0	0	0.0	0	0
USC	0	0	0.0	0	0
Utah					

TANNER GRZESIEK

	Att	Yds	Avg.	Long	TD
Colorado State			DNP		
Texas State			DNP		
N. Colorado			DNP		
Washington			DNP		
UCLA			DNP		
Arizona			DNP		
Oregon State			DNP		
Washington State			DNP		
California			DNP		
Arizona State			DNP		
USC			DNP		
Utah			DNP		

DONOVAN LEE

	Att	Yds	Avg.	Long	TD
Colorado State			DNP		
Texas State			DNP		
N. Colorado			DNP		
Washington			DNP		
UCLA			DNP		
Arizona			DNP		
Oregon State			DNP		
Washington State			DNP		
California			DNP		
Arizona State			DNP		
USC			DNP		
Utah			DNP		

PHILLIP LINDSAY

	Att	Yds	Avg.	Long	TD
Colorado State	19	140	7.4	45t	1
Texas State	26	87	3.3	9	1
N. Colorado	26	151	5.8	18	1
Washington	19	68	3.6	9	1
UCLA	19	83	4.4	14	1
Arizona	41	281	6.9	45	3
Oregon State	28	185	6.6	74	2
Washington State	29	98	3.4	24	0
California	33	161	4.9	39	0
Arizona State	23	80	3.5	7	2
USC	20	68	3.4	16	1
Utah	18	72	4.0	13	1

STEVEN MONTEZ

	Att	Yds	Avg.	Long	TD
Colorado State	12	-7	-0.6	8	0
Texas State	5	-5	-1.0	6	1
N. Colorado	10	68	6.8	17	0
Washington	15	49	3.3	29	0
UCLA	15	108	7.2	37	0
Arizona	8	-15	-1.9	11	0
Oregon State	11	23	2.1	11	0
Washington State	3	3	1.0	4	0
California	13	17	1.3	16	1
Arizona State	14	26	1.9	13	0
USC	12	40	3.3	19	0
Utah	14	31	2.2	23	1

SAM NOYER

	Att	Yds	Avg.	Long	TD
Colorado State			DNP		
Texas State	1	-8	-8.0	-8	0
N. Colorado			DNP		
Washington	1	-4	-4.0	-4	0
UCLA			DNP		
Arizona			DNP		
Oregon State			DNP		
Washington State	5	1	0.2	13	0
California	0	0	0.0	0	0
Arizona State			DNP		
USC			DNP		
Utah			DNP		

PASSING

STEVE MONTEZ

	A-C-I	Yds	Long	TD	Rating
Colorado State	29-21-2	202	31t	1	128.5
Texas State	31-19-0	299	28	1	153.0
N. Colorado	41-29-1	357	37	4	171.2
Washington	27-21-3	171	22	0	108.8
UCLA	36-17-0	243	42	1	113.1
Arizona	32-19-0	251	39t	3	156.2
Oregon State	24-14-0	168	38	2	144.6
Washington State	13- 4-0	21	21	0	44.3
California	26-20-0	347	65t	3	227.1
Arizona State	41-23-1	345	60	1	130.0
USC	49-27-2	376	79t	2	124.9
Utah	28-14-0	195	28	0	108.5

SAM NOYER

	A-C-I	Yds	Long	TD	Rating
Colorado State			DNP		
Texas State	5- 4-0	40	18	0	147.2
N. Colorado			DNP		
Washington	3- 1-0	20	0	0	89.3
UCLA			DNP		
Arizona			DNP		
Oregon State			DNP		
Washington State	18- 7-0	53	16	0	63.6
California	1- 1-0	6	6	0	150.4
Arizona State			DNP		
USC			DNP		
Utah			DNP		

CASEY MARKSBERRY

	A-C-I	Yds	Long	TD	Rating
Colorado State			DNP		
Texas State			DNP		
Northern Colorado			DNP		
Washington			DNP		
UCLA			DNP		
Arizona			DNP		
Oregon State			DNP		
Washington State	3- 2-0	20	16	0	122.7
California			DNP		
Arizona State			DNP		
USC			DNP		
Utah			DNP		

RECEIVING

BRYCE BOBO

	No	Yds	Avg.	Long	TD
Colorado State	8	49	6.1	14	0
Texas State	7	75	10.7	28	1
N. Colorado	6	77	12.8	29	1
Washington	2	29	14.5	16	0
UCLA	2	23	11.5	12	0
Arizona	6	53	8.8	14	1
Oregon State	9	126	14.0	38	2
Washington State	2	19	9.5	12	0
California	3	34	11.3	20	0
Arizona State	3	42	14.0	19	0
USC	10	113	11.3	27	0
Utah	4	53	13.3	28	0

CHRIS BOUNDS

	No	Yds	Avg.	Long	TD
Colorado State	1	6	6.0	6	0
Texas State	0	0	0.0	0	0
N. Colorado	0	0	0.0	0	0
Washington	0	0	0.0	0	0
UCLA	0	0	0.0	0	0
Arizona	2	41	20.5	39t	2
Oregon State	0	0	0.0	0	0
Washington State	0	0	0.0	0	0
California	1	13	13.0	13	0
Arizona State	2	23	11.5	12	0
USC	0	0	0.0	0	0
Utah	1	19	19.0	19	0

KYLE EVANS

	No	Yds	Avg.	Long	TD
Colorado State			INJ		
Texas State			INJ		
N. Colorado	1	6	6.0	6	0
Washington	0	0	0.0	0	0
UCLA	0	0	0.0	0	0
Arizona	0	0	0.0	0	0
Oregon State	0	0	0.0	0	0
Washington State	0	0	0.0	0	0
California			DNP		
Arizona State	0	0	0.0	0	0
USC	0	0	0.0	0	0
Utah					

SHAY FIELDS

	No	Yds	Avg.	Long	TD
Colorado State	6	78	13.0	31t	1
Texas State	5	110	22.0	44	0
N. Colorado	8	69	8.6	28	1
Washington	5	36	7.2	13	0
UCLA	1	5	5.0	5	0
Arizona	3	38	12.7	15	0
Oregon State	5	42	8.4	14	0
Washington State	2	12	6.0	7	0
California	4	101	25.3	65t	1
Arizona State	6	128	21.3	54t	1
USC	1	4	4.0	4	0
Utah	0	0	0.0	0	0

GEORGE FRAZIER

	No	Yds	Avg.	Long	TD
Colorado State			DNP		
Texas State			DNP		
N. Colorado	0	0	0.0	0	0
Washington	0	0	0.0	0	0
UCLA	0	0	0.0	0	0
Arizona	0	0	0.0	0	0
Oregon State	0	0	0.0	0	0
Washington State	1	9	9.0	0	0
California	0	0	0.0	0	0
Arizona State	0	0	0.0	0	0
USC	0	0	0.0	0	0
Utah	0	0	0.0	0	0

JOHNNY HUNTLEY

	No	Yds	Avg.	Long	TD
Colorado State	0	0	0.0	0	0
Texas State	0	0	0.0	0	0
N. Colorado	0	0	0.0	0	0
Washington	0	0	0.0	0	0
UCLA	0	0	0.0	0	0
Arizona	0	0	0.0	0	0
Oregon State	0	0	0.0	0	0
Washington State	0	0	0.0	0	0
California	0	0	0.0	0	0
Arizona State	0	0	0.0	0	0
USC	0	0	0.0	0	0
Utah	0	0	0.0	0	0

PHILLIP LINDSAY

	No	Yds	Avg.	Long	TD
Colorado State	2	16	8.0	11	0
Texas State	1	16	16.0	16	0
N. Colorado	1	0	0.0	0	0
Washington	5	32	6.4	11	0
UCLA	4	47	11.8	21t	1
Arizona	3	39	13.0	16	0
Oregon State	0	0	0.0	0	0
Washington State	1	0	0.0	0	0
California	2	23	11.5	12	0
Arizona State	1	60	60.0	60	0
USC	2	11	5.5	7	0
Utah	1	13	13.0	13	0

JAY MacINTYRE

	No	Yds	Avg.	Long	TD
Colorado State	1	28	28.0	28	0
Texas State	1	15	15.0	15	0
N. Colorado	4	53	13.3	30	1
Washington			INJ		
UCLA	4	71	17.8	31	0
Arizona	3	57	19.0	39	0
Oregon State	0	0	0.0	0	0
Washington State	1	7	7.0	7	0
California	5	53	10.6	23t	1
Arizona State	3	31	10.3	20	0
USC	3	33	11.0	15	0
Utah	3	48	16.0	21	0

K.D. NIXON

	No	Yds	Avg.
--	----	-----	------

GAME-BY-GAME INDIVIDUAL CHARTS / DEFENSE

DEFENSIVE

JACOB CALLIER, OLB

Plays	UT,AT-TT	TFL	PD	3Ds	Other
Colorado State	23 1,0-1	1-8	0	2	2-QBH
Texas State	14 1,1-2	0-0	1	2	2-QBH
N. Colorado	15 0,0-0	0-0	0	1	FR
Washington	14 0,0-0	0-0	0	0	
UCLA	22 0,0-0	0-0	0	1	3-QBH
Arizona	1 0,0-0	0-0	0	0	
Oregon State	23 1,0-1	0-0	0	0	
Washington State	30 1,0-1	0-0	0	1	2-QBH
California	43 0,0-0	0-0	0	1	2-QBH
Arizona State		ST ONLY			
USC	11 0,0-0	0-0	0	0	
Utah		ILL			

TIMOTHY COLEMAN, OLB

Plays	UT,AT-TT	TFL	PD	3Ds	Other
Colorado State	15 0,0-0	0-0	0	0	
Texas State	13 1,0-1	1-5	0	0	QBS
N. Colorado	13 1,0-1	0-0	2	3	QBH
Washington	9 0,0-0	0-0	0	0	
UCLA	9 1,0-1	0-0	0	0	
Arizona	1 0,0-0	0-0	0	0	
Oregon State	23 1,0-1	0-0	0	0	
Washington State	13 1,0-1	0-0	0	1	TZ,QC
California		INJ			
Arizona State		INJ			
USC	11 0,0-0	0-0	0	0	
Utah	11 2,0-2	0-0	0	0	

JAVIER EDWARDS, DT

Plays	UT,AT-TT	TFL	PD	3Ds	Other
Colorado State	40 2,1-3	0-0	0	0	
Texas State	24 4,0-4	0-0	0	0	TZ
N. Colorado	37 1,4-5	0-0	0	0	
Washington	33 1,3-4	0-0	0	0	
UCLA	35 5,1-6	2-2	0	0	QBS
Arizona	28 0,2-2	0-0	0	0	
Oregon State		INJ			
Washington State	23 2,0-2	0-0	0	0	
California	17 1,1-2	0-0	0	0	
Arizona State	32 0,1-1	0-0	0	0	
USC	43 2,0-2	0-0	0	0	TZ
Utah	49 1,1-2	1-2	0	1	QBH

NICK FISHER, CB

Plays	UT,AT-TT	TFL	PD	3Ds	Other
Colorado State		INJ			
Texas State		INJ			
N. Colorado	35 3,2-5	1-4	1	1	TZ
Washington	9 1,0-1	0-0	0	0	
UCLA	16 1,0-1	0-0	0	0	
Arizona	14 1,0-1	0-0	0	0	
Oregon State	25 3,1-4	0-0	2	1	
Washington State	21 2,1-3	0-0	1	1	
California	51 2,0-2	0-0	1	1	INT(TD)
Arizona State	29 3,0-3	0-0	1	1	
USC	59 3,1-4	0-0	0	0	
Utah	43 3,2-5	0-0	0	0	

JASE FRANK, DE/DT

Plays	UT,AT-TT	TFL	PD	3Ds	Other
Colorado State	32 1,1-2	0-0	0	0	QH,CI
Texas State	25 3,2-5	0-0	0	0	
N. Colorado	25 0,1-1	0-0	0	0	
Washington	31 1,4-5	0-0	0	0	
UCLA	28 2,0-2	0-0	0	0	TZ
Arizona	41 0,2-2	0-0	0	0	
Oregon State	26 1,1-2	1-1	0	0	
Washington State	16 1,0-1	0-0	0	0	QBH
California	42 4,0-4	2-6	1	1	QBS
Arizona State	47 0,0-0	0-0	0	0	
USC	10 0,0-0	0-0	0	0	QBH
Utah	10 0,0-0	0-0	0	0	

GEORGE FRAZIER, DE

Plays	UT,AT-TT	TFL	PD	3Ds	Other
Colorado State		DNP			
Texas State		DNP			
N. Colorado	17 2,0-2	0-0	0	0	QBH
Washington	15 0,1-1	0-0	0	0	
UCLA	6 0,0-0	0-0	0	0	
Arizona	16 0,1-1	0-0	0	0	
Oregon State	18 2,1-3	0-0	0	0	
Washington State	21 0,0-0	0-0	1	0	
California	10 3,0-3	1-5	0	0	TZ,QS
Arizona State	17 1,0-1	0-0	0	0	
USC	10 0,0-0	0-0	0	0	
Utah	17 0,0-0	0-0	0	0	

RICK GAMBOA, ILB

Plays	UT,AT-TT	TFL	PD	3Ds	Other
Colorado State	80 3,8-11	1-5	1	1	½-QBS
Texas State	54 0,9-9	0-0	1	1	QBH
N. Colorado	65 2,5-7	0-0	0	1	QBH
Washington	55 5,4-9	0-0	1	0	
UCLA	80 5,6-11	1-2	2	2	
Arizona	56 5,9-14	0-0	0	1	TZ
Oregon State	83 4,4-8	0-0	0	1	TZ,H
Washington State	71 3,5-8	0-0	1	1	QCD
California	78 3,6-9	0-0	1	0	QBH
Arizona State	88 6,11-17	0-0	0	2	QCD
USC	73 4,3-7	0-0	0	0	
Utah	64 5,2-7	0-0	0	1	TZ

TERRAN HASSELBACH, OLB

Plays	UT,AT-TT	TFL	PD	3Ds	Other
Colorado State	16 1,0-1	1-1	0	1	
Texas State	21 3,0-3	0-0	0	1	QBH
N. Colorado	35 1,2-3	0-0	0	0	FF,TZ
Washington	11 0,0-0	0-0	0	0	
UCLA	26 1,1-2	0-0	0	0	
Arizona	9 0,0-0	0-0	0	0	
Oregon State	12 0,0-0	0-0	0	0	
Washington State	21 2,1-3	0-0	0	0	
California	7 0,1-1	0-0	0	1	QBH
Arizona State	21 0,0-0	0-0	0	0	
USC	11 0,0-0	0-0	0	0	
Utah	27 0,0-0	0-0	1	1	QBH

LEO JACKSON III, DE

Plays	UT,AT-TT	TFL	PD	3Ds	Other
Colorado State	71 7,1-8	1-3	0	0	QBS,TZ
Texas State	49 6,2-8	3-15	0	0	3-QBS
N. Colorado	48 5,0-5	0-0	0	0	QBH
Washington	53 4,2-6	1-1	0	0	QBS,TZ
UCLA	77 3,1-4	1-2	0	1	
Arizona	56 3,3-6	0-0	0	1	
Oregon State	80 3,1-4	1-3	0	0	QBH
Washington State	67 5,0-4	2-6	0	1	QBS
California	71 1,3-4	0-0	0	0	
Arizona State	82 2,0-2	0-0	0	1	QBH
USC	64 5,1-6	0-0	0	1	
Utah	76 2,0-2	0-0	0	0	

AKIL JONES, ILB

Plays	UT,AT-TT	TFL	PD	3Ds	Other
Colorado State		DNP			
Texas State	10 1,2-3	0-0	0	1	FF
N. Colorado	3 0,1-1	0-0	0	0	
Washington	2 0,0-0	0-0	0	0	
UCLA		ST ONLY			
Arizona		ST ONLY			
Oregon State		ST ONLY			
Washington State	7 0,1-1	0-0	0	0	
California		ST ONLY			
Arizona State		ST ONLY			
USC		ST ONLY			
Utah		ST ONLY			

AFOLABI LAGUDA, S

Plays	UT,AT-TT	TFL	PD	3Ds	Other
Colorado State	80 7,4-11	1-3	0	0	FF,FR
Texas State	55 1,1-2	0-0	0	0	
N. Colorado	32 2,0-2	1-4	0	0	
Washington	55 1,1-2	0-0	0	1	INT
UCLA	69 3,0-3	0-0	0	0	
Arizona	56 7,1-8	1-6	0	0	FF
Oregon State	83 5,2-7	0-0	1	0	
Washington State	59 1,1-2	0-0	0	0	FF
California	78 4,1-5	0-0	1	1	QCD
Arizona State	88 6,4-10	0-0	1	0	
USC	73 5,3-8	1-1	1	2	
Utah	76 6,3-9	2-5	0	0	QBH

NATE LANDMAN, ILB

Plays	UT,AT-TT	TFL	PD	3Ds	Other
Colorado State		DNP			
Texas State	3 1,1-2	1-1	0	1	
N. Colorado	3 0,0-0	0-0	0	0	
Washington	5 1,0-1	0-0	0	1	
UCLA		ST ONLY			
Arizona		ST ONLY			
Oregon State		ST ONLY			
Washington State	7 1,0-1	0-0	0	2	QBH
California		ST ONLY			
Arizona State	2 0,2-2	0-0	0	1	TZ
USC	19 2,1-3	1-1	0	2	
Utah	40 6,2-8	2-5	2	1	2-TZ

DREW LEWIS, ILB

Plays	UT,AT-TT	TFL	PD	3Ds	Other
Colorado State	79 3,9-12	1-5	0	1	3-QBH
Texas State	61 2,11-13	0-0	0	1	TZ
N. Colorado	65 4,6-10	0-0	0	2	2-TZ,H
Washington	58 3,6-9	1-4	0	1	
UCLA	80 3,8-11	0-0	1	1	
Arizona	56 2,3-5	0-0	0	0	
Oregon State	83 6,9-15	0-0	1	0	2-QBH
Washington State	71 6,2-8	0-0	0	0	QBH
California	78 3,2-5	1-11	2	1	TZ,QS
Arizona State	88 5,6-11	0-0	0	0	QBH
USC	54 3,4-7	0-0	0	0	
Utah	48 9,4-13	1-9	0	1	QBS

MICHAEL MATHEWES, DE

Plays	UT,AT-TT	TFL	PD	3Ds	Other
Colorado State		DNP			
Texas State	2 0,0-0	0-0	0	0	
N. Colorado		DNP			
Washington	2 0,0-0	0-0	0	0	
UCLA		DNP			
Arizona		DNP			
Oregon State		DNP			
Washington State	40 1,0-1	0-0	1	0	
California	16 1,0-1	0-0	0	0	
Arizona State	21 1,1-2	0-0	0	0	
USC	16 1,1-2	0-0	0	0	
Utah	31 1,3-4	0-0	0	0	

DEREK MCCARTNEY, OLB

Plays	UT,AT-TT	TFL	PD	3Ds	Other
Colorado State	74 6,0-6	0-0	0	0	QBH
Texas State	34 1,0-1	1-2	0	1	QBS
N. Colorado	49 2,1-3	2-8	0	1	QBS
Washington	53 1,0-1	0-0	0	0	QBH
UCLA	56 2,0-2	0-0	0	0	
Arizona	44 1,1-2	0-0	0	0	
Oregon State	74 4,3-7	0-0	0	1	QBH
Washington State	15 4,1-5	1-8	0	1	QBS
California	66 1,1-2	0-0	2	2	QBH
Arizona State	78 12,2-14	1-0	3	3	QBS
USC	58 2,1-3	0-0	0	0	TZ
Utah	63 8,3-11	2-6	0	1	QBS

RYAN MOELLER, S/O LB

Plays	UT,AT-TT	TFL	PD	3Ds	Other
Colorado State	80 6,2-8	0-0	1	1	2-TZ
Texas State	55 4,0-4	0-0	0	1	
N. Colorado	22 1,0-1	0-0	0	0	
Washington	49 0,1-1	0-0	0	0	
UCLA	71 6,0-6	1-2	2	2	
Arizona	54 5,0-5	0-0	0	0	TZ,FR
Oregon State	58 1,1-2	0-0	0	1	QBH
Washington State	55 5,2-7	0-0	2	1	TZ
California	30 3,1-4	0-0	0	0	QBH
Arizona State	40 5,1-6	1-3	0	1	QBH
USC		INJ			
Utah		INJ			

CHRIS MULUMBA, DE

Plays	UT,AT-TT	TFL	PD	3Ds	Other
Colorado State	42 2,1-3	0-0	0	0	
Texas State	33 4,0-4	0-0	0	0	TZ
N. Colorado	27 1,0-1	0-0	0	0	
Washington	14 0,2-2	0-0	0	0	
UCLA	47 1,1-2	0-0	0	0	
Arizona	30 0,3-3	0-0	0	1	TZ
Oregon State	42 2,0-2	0-0	0	0	QBH
Washington State	51 3,1-4	1-3	0	1	QBS
California	33 1,3-4	0-0	0	0	
Arizona State	55 4,1-5	0-0	0	0	TZ
USC	48 5,0-5	1-2	0	0	TZ,QC
Utah	41 3,1-4	0-0	0	0	

ISAIAH OLIVER, CB

	Plays	UT,AT-TT	TFL	PD	3Ds	Other
Colorado State	80	2,0-2	0-0	4	0	
Texas State	55	1,0-1	0-0	2	1	INT
N. Colorado	65	4,0-4	0-0	0	1	INT
Washington	55	1,0-1	0-0	1	0	
UCLA	80	4,1-5	0-0	1	0	TZ
Arizona	56	2,0-2	0-0	0	0	TZ
Oregon State	83	1,0-1	0-0	1	1	
Washington State	23	1,0-1	0-0	1	0	
California			INT			
Arizona State			INT			
USC	39	1,1-2	0-0	1	1	
Utah	76	2,3-5	0-0	2	1	

DRIVE ENGINEERING

Quarterback	Drives		Drives Ended By.....										Points		Pts./		Quarterback		**Directing Offense			
	Started	TD	FG	FGA	PNT	DWN	TRN	SAF	CLK	RPL	Yielded	Drive	Yielded	Drive	Efficiency*	Plays	Yards	Avg.	3 & Out			
STEVEN MONTEZ.....	136	36	16	5	51	7	12	0	9	0	300	2.21	38.2%	44.9%	835	4896	5.86	27				
SAM NOYER.....	12	0	1	0	6	4	0	0	1	0	3	0.25	8.3%	9.1%	56	133	2.38	3				
CASEY MARKSBERRY.....	2	0	0	0	1	0	1	0	0	0	0	0.00	0.0%	0.0%	4	15	2.75	2				
COLORADO.....	150	36	17	5	58	11	13	0	10	(0)	303	2.02	35.3%	41.4%	895	5044	5.64	32				
OPPONENTS.....	150	40	15	7	58	10	13	0	7	(0)	325	2.17	36.7%	43.4%	875	5421	6.20	39				

*—second number is the percentage the QB has put his team in position to score, allowing for missed field goals, minus drives ended by the clock and if replaced.

**—excludes kneel-downs, spiked passes and fake/muffed punt plays when not actually directing offense: Montez 12-(-31), Noyer 2-(-2); Opponents 9-(-14).

KICKOFF ANALYSIS

Kicker	Total	Ret.	Yards	(Avg.)	FC	MF	NA	TB	(EZ+)	In20/25	OB	OnS	SQB	OSY	Ret.	ASY	Ret.
D. PRICE.....	64	23	4433	69.3	0	0	0	40	(26)	6 / 14	1	(1)	(0)	1562	537	O24	O23
C. GRAHAM.....	1	1	46	46.0	0	0	0	0	(0)	0 / 0	0	(0)	(0)	34	34	O34	O34
OPPONENTS.....	66	29	4558	69.1	0	0	0	38	(30)	9 / 15	1	(2)	(0)	1615	677	C24	C23

KICKOFF KEY: MF—muffed; NA—no attempt at a return; EZ+—through or over end zone; OSY—Opponent Starting Yardline;

ASY—Average Starting Yardline; Ret—averages using returned kicks only. Onsides (OnS), short squibs (SQB) and free kicks are omitted in figuring the above; out-of-bounds are not; returns may not add to team totals due to those credited on on-side kicks; free kicks following safeties NOT included. **FREE KICKS (Punt Style):** Colorado 0, Opponents 0.

YARDAGE SUMMARY

Team	Plays	20+	10+	5+	1-4	0	Neg.
Colorado.....	909	50	186	377	240	205	87
Opponent....	884	62	181	381	227	215	61

FIRST DOWN TENDENCIES

	Rushing.....			*Passing.....			OVERALL.....			Times Gained.....				Miscellany.....				Second Half		
	Plays	Yards	Avg.	Plays	Yards	Avg.	Plays	Yards	Avg.	20+	10+	5+	2-	0	Neg.	TD	QBS	TO	FD	2-&10+
COLORADO.....	223	1005	4.5	174	1260	7.2	397	2265	5.71	21	75	162	172	80	36	15	10	6	74	116
Opponents.....	229	1296	5.7	165	1148	7.0	394	2444	6.20	28	69	166	172	81	29	19	5	8	65	103

*—kept like the NFL in that quarterback sacks are deducted from passing to present the accurate picture.

YARDS GAINED ANALYSIS

[Third down plays replayed due to penalty but yards awarded: Colorado 0, Opponents 0.]

	1st Down-----			2nd Down-----			3rd Down-----			4th Down-----			Season-----			*By Quarter-----				Opp. Territory-----			Breakdown-----			
Team	Att.	Yards	Avg.	Att.	Yards	Avg.	Att.	Yards	Avg.	Att.	Yards	Avg.	Att.	Yards	Avg.	1st	2nd	3rd	4th	Att.	Yards	Avg.	+	-	0	-
COLORADO	397	2265	5.7	297	1689	5.7	189	940	5.0	26	117	4.5	909	5011	5.51	1132	1327	1383	1169	398	1705	4.3	617	205	87	63
Opponents	394	2444	6.2	301	2110	7.0	173	838	4.8	16	15	0.9	884	5407	6.12	1303	1408	1253	1443	361	2010	5.7	606	215	67	63

*—Overtime Yards: N/A. Drives In Opponent Territory (minus those with 50+scores): Colorado 81/134 (60.4%, 19.5 yards per drive); Opponent 74/135 (54.8%, 24.7 ypd)

THIRD DOWN EFFICIENCY ANALYSIS

[4th & 1: Colorado 6-10 (6-10 rush, 0-0 pass), Opponents 4-6 (4-6 rush, 0-0 pass)]

Team	3rd Down and.....										Second Half.....									
	1	2	3	4	5	6	7	8	9	10	11-14	15-19	20+	RUSH	PASS	QBS	Half/OT	TOTAL	PCT.	
COLORADO.....	23-29	11-20	7-13	11-16	4-9	4-13	2-10	5-14	3-10	1-17	5-15	3-15	0-8	42-73	37-116	16	32-90	79-189	41.8	
Opponents.....	20-22	9-15	6-14	5-15	4-17	5-14	4-10	4-8	4-11	6-19	5-17	1-9	0-2	38-62	35-111	10	35-80	73-173	42.2	

AVERAGE YARDS TO GO: Colorado 7.3 (189/1367); Opponents 6.6 (173/1140). **SECOND DOWN EFFICIENCY:** Colorado 97-297 (32.7%; 1-4 yds: 38-60); Opponent 119-301 (39.5; 1-4 yds: 37-63).

TURNOVER ANALYSIS

Team	Opp/CU		Own Territory.....										Opponent Territory.....										By Quarter.....		Last 2 Min./OT**	
	TO	PTS	(TD,FG)	Pct.(Pts.)	EZ/G-10	11-20	21-30	31-40	41-50	49-60	39-30	29-20	19-10	9-6/EZ	=	Total	(TD*)	1st	2nd	3rd	4th	OT	1st	2nd	3rd	4th
COLORADO.....	14	19	(2,2)	5.6 (338)	0	0	1	2	2	1	2	0	2	4	=	14	(2)	0	6	3	5	0	3	(1)	1	(0)
Opponents.....	14	34	(4,2)	10.7 (317)	1	0	2	0	0	1	0	3	5	2	=	14	(1)	4	1	5	4	0	1	(0)	1	(0)

First Play After Gaining TO: Colorado 11-17, 1.5 avg., 9 long, 1 TD (6-16 rush/4-2-0, 17, 0 TD pass/1 QBS-(-16); 1 TD, 1 pen; clock); Opp: 11-23, 2.1 avg., 16 long, 0 TD (3-13 rush/7-1-0, 16 pass/1 QBS-(-6)/clock)

*—interception or fumble returns for a touchdown; **—number in parenthesis is number of turnovers in last 2-minutes while team is protecting lead or trying to tie or go ahead.

YARDS LOST DUE TO PENALTIES

	Colorado	Opponent
Times Penalized After Offensive Gain.....	12	13
Yards Lost Due To Penalties.....	135	181
Touchdowns Cost (Field Goals Cost).....	1 (0)	2 (0)
First Downs Lost.....	7	8

GOAL-TO-GO SITUATIONS

Team	Summary.....										GTG Plays.....										1-Yard Line	
	Total	TD	FG	FGA	TO	DWN	CLK	RKC	(0)	Plays	TDs	Pct.	Plays	TDs							1st-H	2nd-H
COLORADO.....	18	17	1	0	0	0	0	0	(0)	38	17	44.7	6	4								
OPPONENTS.....	16	14	2	0	0	0	0	(0)	(0)	27	14	51.9	7	4								

EXPANDED PUNTING

Player	Avg.		No.	Return	Avg.	Long	Pct. Not	Net	Inside Own 25-----										Opp. Territory		Adjusted 50 & Out	
	Punts	Yards							Avg.	In20/15/10/5	TB	FC	60+	No.	Yds.	Avg.	No.	Yds	In20	No.	Yds.	Avg.
ALEX KINNEY.....	56	2,451	43.77	C36	13	57	4.4	12	76.8	41.68	28/15/7/1	3	23	5	10	459	45.9	10-318	(8)	46	2133	46.4

Average Spot—yardline where punts average from: Kinney 56/2030. Left-footed punts: none.

AVERAGE STARTING FIELD POSITION

	Colorado	Opponent
Drives Started.....	150	150
Cumulative Starting Yardlines.....	4381	3968
Average Field Position.....	C29	O26
Drives Started In Plus Territory.....	13	8
Scores/TD,FG.....	6/4,2	2/2,0
FGA/Punts/Downs/Clock.....	0/1/4/0	1/1/3/0
Turnovers/Ran Out Clock.....	1/1	0/1
Points.....	34	10
Drives Started Inside/At Own 20.....	36 (27/9)	44 (38/6)
Points Scored (TD/FG).....	74 (10/1)	51 (6/3)

SCORING PERCENTAGE INSIDE-THE-20 (Red Zone)

	Colorado	Opponent
Times Penetrated Opponent 20.....	44	44
Total Scores.....	37	39
Touchdowns (Rush/Pass).....	25 (16/9)	25 (16/9)
Field Goals-Attempts.....	12-13	14-16
Turnovers/Downs/Punts/Clock.....	2/4/0/0	2/1/0/0
Scores From Outside The RZ/TD,FG.....	15/10,5	15/14,1
Scoring Percentage (TD Pct.).....	84.1 (56.8)	88.6 (56.8)
Total Red Zone Plays/Yards (Avg.).....	102/251 (2.5)	109/385 (3.5)
Third Down Efficiency.....	13-28/46.4	10-25/40.0
Fourth Down Efficiency.....	2-6/33.3	0-0/0.0
*Ran Out Clock Not Trying To Score.....	0	2

(*—not included in total count above; the 20 IS NOT in the Red Zone)

FIRST DOWNS EARNED

Player	Rush	Pass	Rec.	—	Total	(3/4)
STEVEN MONTEZ.....	30	124	1	—	155	(53)
PHILLIP LINDSAY.....	83	0	10	—	93	(35)
BRYCE BOBO.....	0	1	34	—	35	(10)
SHAY FIELDS.....	0	0	24	—	24	(7)
DEVIN ROSS.....	2	0	22	—	24	(12)
JAY MacINTYRE.....	0	0	19	—	19	(8)
JUWANN WINFREE.....	0	0	7	—	7	(1)
BEAU BISHARAT.....	5	0	0	—	5	(3)
CHRIS BOUNDS.....	0	0	5	—	5	(1)
LAVISKA SHENAULT.....	0	0	5	—	5	(0)
SAM NOYER.....	1	3	0	—	4	(0)
K.D. NIXON.....	2	0	1	—	3	(2)
MICHAEL ADKINS.....	1	0	0	—	1	(0)

FUMBLES

Player	No-Lost
BLACKMON.....	1-0
NOYER.....	1-0
OLIVER.....	1-0
MARKSBERRY.....	1-0
ADKINS.....	1-1
WINFREE.....	1-1
MONTEZ.....	3-1
TEAM.....	5-2
TOTALS	14-5

MISCELLANEOUS

	Colorado	Opponent
Points Scored Last 2 Minutes (Total/1st, 2nd)	24/17,7	61/44,17