



## UNIVERSITY OF COLORADO BUFFALOES / SPORTS INFORMATION SERVICE

Fieldhouse Annex #50, 357 UCB, Boulder, CO 80309-0357

Telephone 303/492-5626 (FAX: 303/492-3811; E-mail (FB contacts): david.plati@colorado.edu; jason.clay@colorado.edu)

David Plati (Associate AD/SID), Jason Clay (Associate SID), Troy Andre (Associate SID/CUBuffs.com M.E.), Linda Sprouse (Associate SID), Andy Schlichting (Assistant SID), Maggie Still (Assistant SID), Neill Woelk (Contributing Editor/CUBuffs.com), B.G. Brooks (CUBuffs.com), Ryan Megay (Grad Asst./Football)

www.CUBuffs.com

© 2017 CU Athletics

### 2016 COLORADO BUFFALO FOOTBALL WEEKLY RELEASE, NOTES & STATISTICS

# 2016 SEASON NOTES



## BUFFS TIE FOR NCAA'S MOST IMPROVED TEAM, RETURN TO POSTSEASON

RELEASE NUMBER 15 (January 29, 2016)

CUBUFFS.COM

### BUFFALO BITS ...

The **Colorado Buffaloes** closed out their 127th season of intercollegiate football with a 10-4 record, which included an 8-1 mark in Pac-12 play ... CU won the Pac-12 South Division title, thanks to the largest turnaround from one year to the next in Pac-8/10/12 history ... Colorado played in its first Pac-12 Championship game (and its fifth conference title game in its history) and snapped an 8-year bowl drought with an invite to the Valero Alamo Bowl ... The Buffs wound up playing six Top 25 teams: USC (#3), Washington (#4), Michigan (#10), Oklahoma State (#11), Stanford (#12) and Utah (#23) ... Colorado played in a bowl game for the first time since the 2007 season (Independence; a 30-24 loss to Alabama; CU has lost three straight bowls) ... Colorado was **8-1** in Pac-12 Conference games this year; between 2008-15, the Buffs were **11-58** in

Big 12/Pac-12 games) ... Colorado will return **52** lettermen for the 2017 season, including **12** starters (nine offense, three defense); five others with significant starting experience will also return, as will 15 others with significant game experience (just with three or fewer career starts)... Colorado did not have a true freshman start a game for the first time since 2001 (its previous last 10-win season) ... **Mike MacIntyre** earned consensus coach of the year honors (see page 3) ... **Spring Practice:** CU will start (15 sessions) on **Wednesday, Feb. 22**; the spring game is set for **Saturday, March 18** with a 1 p.m. start time (the Pac-12 Networks will carry it live) ... A reminder that Colorado **does not** add in statistics from bowls into its season/career stats, unless noted.

[FINAL DEPTH CHART ON PAGE 71; ROSTER ON PAGES 72-73](#)

### 2017 COLORADO SCHEDULE

(FW—Family Weekend; HC—Homecoming)

Date	Opponent	Site	Date	Opponent	Site	Date	Opponent	Site
S 1	Colorado State	Denver	O 7	ARIZONA (FW)	BOULDER	N 4	at Arizona State	Tempe
S 9	TEXAS STATE	BOULDER	O 14	at Oregon State	Corvallis	N 11	SOUTHERN CAL	BOULDER
S 16	NORTHERN COLORADO	BOULDER	O 21	at Washington State	Pullman	N 25	at Utah	Salt Lake City
S 23	WASHINGTON	BOULDER	O 28	CALIFORNIA (HC)	BOULDER	D1/2	Pac-12 Championship Game	
S 30	at UCLA	Pasadena						

### SPRING FOOTBALL

Spring practice will begin on **Wednesday, February 22**, with the spring game on **Saturday, March 18** (1:00 p.m., to be televised live by the Pac-12 Networks). The tentative practice dates are as follows: **February 22-24-25-27** and **March 1-3-4-6-8-10-13-15-17-18-20** (all practices are prior to spring break). **Pro-Timing Day** has been set for the afternoon of Wednesday, March 8.

### STAT OF THE YEAR

**THE COIN TOSS:** It might be a long, long time until this happens again. In 2016, the Buffaloes won 13 of 14 coin tosses to determine who gets the ball first (CU deferred all 13 times to the second half). Our Faculty Representative, **Dr. David Clough**, put it this on his engineering final exam when it was 12 of 13: What is the probability of winning 12 or more coin tosses, in any order, out of 13? Answer:  $1.71 \times 10^{-3}$  (or **1 in 585**). The updated number for 13 out of 14? Try  $9.15 \times 10^{-4}$ , or **1 out of 1,092**.

### 2016 COLORADO SCHEDULE & RESULTS (10-4, 8-1 Pac-12)

Date	CU*	Opponent	Opp*	TV	Result/Time	Record	Series	This-N-That or '15 rewind
Sept. 2	NR	Colorado State (N; Denver)	NR	ESPN	W 44-7	7-6	64-22-2	Liufau returns from Lisfranc injury with 384 yards/TO; defense holds CSU to 225
SEPT. 10	RV	IDAHO STATE	NR	PACMT	W 56-7	2-9	1- 0-0	CU scores on 7 of first 8 possessions en route to a record 49-0 lead at the half
Sept. 17	RV	at Michigan	4	BTN	L 28-45	10-3	1- 4-0	Buff's sprint out to 21-7 lead but injuries, Jabrill Peppers help Michigan rally
Sept. 24	NR	+ at Oregon	RV	PAC12	W 41-38	4-8	9-12-0	CU snaps 6-game losing streak to the Ducks, CU's second Pac-12 opener win
OCT. 1	RV	+ OREGON STATE (FW)	NR	PAC12	W 47-6	4-8	4- 5-0	Largest margin of victory in a league game in 24 years; best start (4-1) since '05
Oct. 8	21	+ at Southern California	RV	PAC12	L 17-21	10-3	0-11-0	USC leads 14-0 at half, CU ties game in fourth but Trojans fend off comeback
OCT. 15	RV	+ ARIZONA STATE (N; HC)	RV	PAC12	W 40-16	5-7	1- 7-0	Buff's finally break through against Sun Devils, rush for 315 yards and 5 TDs
Oct. 22	RV	+ at Stanford	RV	PAC12	W 10-5	10-3	4- 6-0	CU's fifth win the last 50 years with 13 or fewer points; snaps SU 4-game streak
NOV. 3	21	+ UCLA (N)	NR	FS-1	W 20-10	4-8	3- 9-0	Buff's win defensive battle, hold Bruins to 210 yards in first win in series since '03
Nov. 12	16	+ at Arizona (N)	NR	FS-1	W 49-24	3-9	14- 5-0	A 28-0 run over 20-minute span jumps score from 14-10 to 42-10 late in 3rd Qtr
NOV. 19	12	+ WASHINGTON STATE	20	FOX	W 38-24	8-5	6- 4-0	Liufau rolls up 453 total yards as CU outscorers WSU 17-0 over final 16 minutes
NOV. 26	9	+ UTAH (N)	21	FOX	W 27-22	9-4	32-28-3	Win clinches Pac-12 South title; last six games in series decided by 32 points
Dec. 2	9	Washington (N)	4	FOX	L 10-41	12-2	5-10-1	Three 3Q INTs help UW break open a 14-7 game; Liufau injured but returned
Dec. 29	11	Oklahoma State (N; Alamo Bowl)	13	ESPN	L 8-38	10-3	26-20-1	OSU slowly pulls away, taking advantage of CU injuries in secondary

(KEY: \*—AP rank at time of game; +—Pac-12 Conference game; ◆—Pac-12 Championship game N—Night game; HC—Homecoming; FW—Family Weekend.)

## COLORADO MEDIA SERVICES

Head coach **Mike MacIntyre** holds a **Tuesday press luncheon**, located in the Champions Center (third floor, room 319). All will start at 11:30 a.m. with lunch, followed by MacIntyre promptly at Noon and select players before and/or afterwards depending on class conflicts. This year's dates: **Aug. 30; Sept. 6-13-20-27; Oct. 4-11-18; Nov. 1-8-15-22-29; Dec. TBA** (bowl). The **press conference portions are streamed live** on [www.CUBuffs.com](http://www.CUBuffs.com) (in the BuffsTV area); press conferences on CUBuffs.com do not require access codes. **(TV Pool Assignments:** KCNC 9/20, 10/18, 11/22; KDVR 9/13, 10/11, 11/15; KMGH 9/06, 10/04, 11/08, KUSA 8/30, 9/27, 11/01; all on own 12/01.)

MacIntyre can be heard Tuesdays (Aug. 30-Nov. 22) on the **Pac-12 Teleconference Call** at 11:25 a.m. MT, with a taped replay available after 4 p.m. MT those afternoons. All 12 coaches participate; for access numbers to the conference call and the replay, e-mail David Plati ([david.plati@colorado.edu](mailto:david.plati@colorado.edu)) with audio files available at [www.pac-12.com](http://www.pac-12.com).

**Video highlights** of CU games are available through the Pac-12 Network/Digital Xchange. There are some restrictions; contact **Duane Lindberg** to coordinate your needs ([dlindberg@pac-12.org](mailto:dlindberg@pac-12.org)).

The **Pac-12 Networks** are available nationwide through many platforms; check with local cable or satellite subscribers for more info. Comcast and Time Warner carry the Network in Colorado and DISH Network is the league's satellite provider. In the Boulder-Denver area: Comcast 430 & 431 (840 HD); Pac-12 DISH channels include 406 and 413 (along with 5453 and 5454 in its auxiliary area).

The **Colorado locker room** (home and road) is closed after games; following the customary 10-minute cooling off period, players will be available (a list will be solicited immediately following the game; no cutoff to request players).

Colorado's **football practices** are generally closed (to the media and public), but have a 25-30 minute window open for any media photography/video needs (follow parameters listed in CU's media policies). Thursday & Friday practices are entirely closed (except to network TV).

This year's standard **meeting/practice schedule** (mountain time): **Sunday:** Off; **Monday:** 7:00-9:40 meetings/9:50-10:50 practice; **Tuesday:** 7:45/9:10-10:55; **Wednesday:** 7:30/8:35-10:30; **Thursday:** 8:45/9:55-10:55 practice; **Friday:** 9:00/10:20-11:00 walkthrough (home games), 9:00/9:50-10:30 (road games).

**Interviews** with Colorado players are allowed post-practice on Mondays, Tuesdays and Wednesdays. Phone interviews with media are allowed all three days in all time slots. Interviews on Sundays are at the discretion of the player, as it being the standard player day off, CU can't arrange due to NCAA rules.

**Collegepressbox.com** is the official media website for Division I (FBS) football. Access weekly game notes, quotes, statistics, media guides, headshots, logos and more for all major conferences and their member schools. Login information will be distributed to accredited media or you can apply for a password at [www.collegepressbox.com/password](http://www.collegepressbox.com/password).

**CU On-Line Photo Database.** The CU SID office has an online photo database that allows

registered members of the media instant access to obtain head shots of all CU coaches and athletes as well as action shots of key players. Registration is easy: for a login and password, simply log on to [www.cubuffs.com/photodatabase](http://www.cubuffs.com/photodatabase). Registration can also be found through CUBuffs.com by selecting "Sports Information" from the "Athletics" menu located on the top navigation bar and click on "Enter Media Center."

The **Pac-12 Mountain Network** is the television home of the Buffaloes; it produces a variety of programming featuring all 12 member institutions.

## THE BUFFS ON THE INTERNET

The official CU site on the Internet can be found at [www.CUBuffs.com](http://www.CUBuffs.com), which has the most up-to-date information, releases, game notes, press conference broadcasts (free) and articles by former *Boulder Camera* sportswriter Neill Woelk. Go to [www.CUBuffs.com/](http://www.CUBuffs.com/), click on Multimedia and then click on Football Media Center (second column under For The Media). It will link you to everything you'll need to know about CU football. Breaking news with the program will be found here first every time and delivered in full without others editing out what they might deem unessential or don't have room for.

**Stats.** A live in-game stats link is available for media only in the press box.

**Audio.** CU football can be heard (free) on the Internet at either CUBuffs.com or KOA-Radio (or its sister station, KDSP/AM760). Links: [www.CUBuffs.com](http://www.CUBuffs.com), [www.850koa.com](http://www.850koa.com), [www.am760.net](http://www.am760.net).

**BuffsTV.** Through the Pac-12, "BuffsTV" offers the opportunity to listen and/or watch live game action along with weekly features; find it here: <http://www.cubuffs.com/mediaPortal/player.dbm?id=3093348>.

## THE BUFFS ON THE AIRWAYS

**KOA-Radio** in Denver (850 AM & 94.1 FM; KDSP 760 AM when conflicts) originates the CU Football Network, with sports director **Mark Johnson** in his 13th year as the play-by-play voice of the Buffs. **Former CU head coach Gary Barnett** (analysis) is in his first full season on the broadcasts. Sideline duties will be handled by two former Buffs **Chad Brown** and **Kami Carmann**; another former Buff, **Justin Adams**, hosts the studio show. Cities on the network in addition to KOA: Aspen (KFNO/106.1FM, which serves Eagle, 96.7FM; Roaring Fork, 94.3FM and Vail, 105.5FM), Glenwood Springs (KTMS, 99.1FM) Durango (KRSJ/ 100.5 FM), Grand Junction (KTMM/1340AM), Rifle (KNAM/1490 AM) and Steamboat Springs (KTYV/ 98.9FM). KOA has been the home to CU football for 72 of the last 75 years. Both stations will stream the game live on the Internet.

The **CU Coaches Radio Show** originates from Fate Brewery (1600 38th St., Boulder) Thursdays from 12:30-1:30 p.m. (Sept. 1-Nov. 19); Johnson and Barnett host (the show will be taped and air later that day on KOA, or AM760 if a conflict with Rockies baseball, between 7-8 p.m.). The show will be taped and air earlier in the week for the UCLA (Nov. 1) and Utah (Nov. 23) games.

**Satellite Radio:** Sirius-XM is the satellite home of the Buffs; the CU-OSU game (ESPN broadcast) will be on **Sirius Channel 80** (also XM 80; 80 Internet).

## PRONUNCIATION GUIDE

### Coaches/Staff

Darrin **CHIAVERINI** (shiv-er-re-knee)

Darian **HAGAN** (hay-gun)

Jim **LEAVITT** (lev-it)

### Players

16 Jaleel **AWINI** (juh-leal ah-we-knee)

4 **CHIDOBWE AWUZIE** (chih-doe-bey / ah-wooz-yeh)

57 Sam **BENNION** (ben-yun)

35 Beau **BISHARAT** (bish-er-rot)

4 Bryce **BOBO** (bo-bo)

92 Jordan **CARRELL** (carol)

17 **KABION ENTO** (kay-be-on / N-toe)

52 N.J. **FALO** (follow)

56 **JASE FRANK** (rhymes w/case; frank-E)

7 Jordan **GEHRKE** (gerr-key)

44 Addison **GILLAM** (gill-um)

45 Tanner **GRZESIEK** (gress-ick)

64 Aaron **HAIGLER** (Hague-ler)

96 **TERRAN HASSELBACH** (tare-run / hass-el-back)

36 **AKIL** Jones (ah-keel)

8 Anthony **JULMISSE** (joel-meese)

54 Samson **KAFOTALU** (kof-ah-va-loo)

75 Josh **KAISER** (ky-zer)

68 **GERRAD KOUGH** (jair-ed / coe)

71 Sam **KRONSHAGE** (kronn-sage)

1 **AFOLABI LAGUDA** (ah-foe-lobby / la-goo-duh)

78 John **LISELLA** (lih-sell-uh)

13 **SEFO LIUFAU** (seff-oh / loo-fow)

56 Tim **LYNOTT** (lynn-knot)

34 Pookie **MAKA** (ma-kuh)

93 Michael **MATHEWES** (mathews)

15 Sam **NOYER** (noy-er)

31 Kenneth **OLUGBODE** (oh-lew-bo-day)

65 Colby **PURSELL** (per-sell)

3 Derrion **RAKESTRAW** (rake-straw)

3 **DEAYSEAN** Rippy (day-shawn)

90 **TERRIEK** Roberts (terr-reek)

39 **JAISEN** Sanchez (jy-son, as in tyson)

30 Ryan **SEVERSON** (see-ver-son)

66 **COLIN** Sutton (kaw-lynn)

27 Travis **TALIANKO** (tally-ank-oh)

9 **TEDRIC** Thompson (teh-drick)

55 Brett **TONZ** (rhymes with bronze)

22 Kyle **TREGO** (tree-go)

72 Lyle **TUULOMA** (two-E-loma)

58 Josh **TUPOU** (two-po)

5 Trey **UDOFFIA** (U-doe-fee-ah)

50 Frank **UMU** (ooh-moo)

53 Sully **WIEFELS** (wee-fulls)

9 **JUWANN** Winfree (juh-juan)

23 **AHKELLO** Witherspoon (ah-kellow)

## ROSTER CHANGES/DUPE I.D.'s

**Number Changes:** S Afolabi Laguda (#1; was #8); QB T.J. Patterson (#9, was #18); DT Frank Umu (#90, was #50).

**DUPE NUMBERS:** Those who appear below are in dupe numbers where both likely see action (jerseys do have name tags). Skin tone key to help identify on special teams: **A**—African-American, **C**—Caucasian, **H**—Hispanic; **P**—Polynesian or Pacific Islander:

### Offense/Specialist

1 Fields, WR (A)

2 Ross, WR (A)

4 Bobo, WR (A)

7 Gehrke, QB (P)

9 Winfree, WR (A)

10 Gordon, TB (A)

23 Lindsay, TB (A)

56 Lynott Jr., OL (C)

99 Boatman, TE (C)

### Defense/Specialist

1 Laguda, S (A)

2 Blackmon, CB (A)

4 Awuzie, CB (A)

7 Fisher, DB (A)

9 Thompson, S (A)

10 Gonzalez, PK (H)

23 Witherspoon, CB (A)

56 Franke, DL (C)

56 Howard, DE/ST (A)

## 2016 TEAM AWARDS: AWUZIE, LIUFU SHARE COLORADO'S MOST VALUABLE PLAYER HONORS

Seniors **Chidobe Awuzie** and **Sefo Liufau** were named the University of Colorado football team's 2016 Most Valuable Players, highlighting the team's annual senior banquet on November 27.

It's the ninth time since the inception of the award in 1959 that it has been shared by two players, but the first time since the 2000 season.

Awuzie is one of the most versatile players in the program's recent history, having played all three secondary positions – cornerback, safety and nickel back – along with some spot play at outside linebacker in certain schemes. One of the top players in the country at his natural position, cornerback, he is likely a first- or second-rounder in next April's National Football League Draft. This season, he has racked up 54 tackles (44 solo), 17 third down stops, 10 passes broken up, four quarterback sacks and an interception. Career-wise, he is CU's all-time leader by a defensive back with nine quarterback sacks and 44 third down stops, in addition to ranking 23rd all-time on the school's tackle list with 267 (eighth in solo stops with 22).

Liufau has already set 87 school records including all the major passing and total offensive marks, and has also started more games at quarterback – 38 – than any other player in school history. He has passed for 2,150 yards this fall, his third straight year over 2,000, with a 64.6 completion percentage with 11 touchdowns to just three interceptions. He has also rushed for 483 yards and seven scores, and against Washington State, he had the second 300-yard/100-yard passing-rushing performance in school history. The Buffs are 8-0 this in games that he either finished or came out of the game with the score in hand.

The John Mack Award for the most outstanding player on offense was presented to junior tailback **Phillip Lindsay**. He is CU's first 1,000-yard runner in six seasons (1,136), and he has caught 44 passes for another 371 yards; he has a combined 16 touchdowns scored. He is one shy of the mark for the most reception in a season by a running back, and earlier this season set the single-game mark by a back with 11. He is averaging just under 130 all-purpose yards per game and is nearing 4,000 for his career, third-most at Colorado.

The Dave Jones Award for the outstanding defensive player was presented to senior strong safety **Tedric Thompson**, who has enjoyed a stellar season. He has seven interceptions this year, tying the school record for the most in a single-season at Colorado (which was last done in 1972); he is currently fourth in the NCAA in picks. He is second on the team in tackles with 72, and also had 17 passes broken up and 15 third down stops.

The Bill McCartney Award for special teams achievement was shared between sophomore **Isaiah Oliver** and freshman **Beau Bisharat**. Oliver had already been a force on coverage teams with 10 tackles (eight solo), with 21 total special team points but also assumed punt return duties when Jay MacIntyre suffered a

concussion. He responded with a 12.4 average, including a 68-yard return for a touchdown against UCLA, CU's first punt return for a score in 11 seasons. Bisharat played on almost all of CU's special team units and recorded seven tackles and four knockdown blocks to free return men.

CU's inspirational honors went to junior tight end **George Frazier** (the Eddie Crowder Award for outstanding team leadership), and to junior linebacker **Addison Gillam** (the Tyronee "Tiger" Bussey Award for inspiration in the face of physical adversity).

Redshirt freshman offensive lineman **Isaac Miller** claimed the Dean Jacob Van Ek Award for academic achievement. Majoring in one of the toughest subjects on campus, he owns a 3.86 grade point average in Integrative Physiology. He was a National Football Foundation Scholar-Athlete as a senior at Longmont's Silver Creek High School. He has yet to play this season due to a knee injury.

The Scout Team Awards were presented to three players, two being hard working walk-on performers in quarterback **Casey Marksberry** (offense) and defensive back **Lucas Cooper** (defense); defensive end **Sam Bennion** shared the honor on that side of the ball, as he returned to action this past spring after serving his two-year mission as a member of the Mormon Church. The coaches selected the players who contributed the most to the weekly preparation on their respective scout teams over the course of the entire season.

The Lee Willard Award for the most outstanding freshman went to freshmen redshirts **Tim Lynott, Jr.**, and **Steven Montez**.

Lynott started all 12 games at right offensive guard, the first freshman to start every game on the offensive line since Blake Behrens in 2008 and just the fifth-ever to do so (all were redshirts).

Montez took the college football world by storm in his first career start at Oregon, as in leading the Buffaloes to a 41-38 win, he became the first player in CU history to throw for 300 yards and run for 100 in the same game. He earned a host of national player of the week honors for his effort, as he subbed for an injured Liufau in making three starts on the season.

Lindsay also won the Derek Singleton Award for the second straight year, as he epitomized the qualities of the Buffalo who died on New Year's Day 1982 – those being spirit, dedication and enthusiasm. He's the fifth multiple winner of the honor. He also captured the "Best Interview" honor from CU's beat media, for his entertaining yet thoughtful answers. Liufau was a close second after winning the honor last year, with **Jeromy Irwin** and **Alex Kelley** also receiving votes.

The complete list of CU's team award winners announced at the team's senior banquet; all honors were selected by the coaching staff unless otherwise noted:

**Zack Jordan Award (most valuable player):** CB Chidobe Awuzie and QB Sefo Liufau

**John Mack Award (outstanding offensive players):** TB Phillip Lindsay

**Dave Jones Award (outstanding defensive players):** SS Tedric Thompson

**Bill McCartney Award (special teams achievement):** TB Beau Bisharat and CB Isaiah Oliver

**Lee Willard Award (outstanding freshmen):** OG Tim Lynott, Jr., and QB Steven Montez

**Offensive Scout Player of the Year:** QB Casey Marksberry

**Defensive Scout Players of the Year:** DE Sam Bennion and DB Lucas Cooper

**Derek Singleton Award (spirit/dedication/enthusiasm):** TB Phillip Lindsay

**Dean Jacob Van Ek Award (academic excellence):** OL Isaac Miller  
**Tyronee "Tiger" Bussey Award (inspiration in the face of physical adversity):** ILB Addison Gillam

**Tom McMahon Award (dedication/work ethic):** ILB Kenneth Olugbode  
**Eddie Crowder Award (outstanding team leadership):** TE George Frazier

**Offensive Trench Award:** OT Jeromy Irwin

**Defensive Trench Award:** OLB Jimmie Gilbert and DT Josh Tupou

**Hammer Award (hardest legal hit of the year):** TE Sean Irwin

**Best Interview (selected by team beat media):** TB Phillip Lindsay

**Buffalo Heart Award (selected by the fans):** QB Sefo Liufau

## MACINTYRE CONSENSUS COACH OF THE YEAR

The avalanche of honors all started in late November when **Mike MacIntyre** was named the Pac-12 Conference Coach of the Year, CU's first as a member of the league it joined in 2011, and the first since **Gary Barnett** won it for the Big 12 in 2004. Then the National Coach of the Year awards started to roll in, and when all was said and done, he captured eight of the 10 earning the honor from: the *Associated Press*, Bobby Dodd, ESPN/Home Depot, FWAA/Eddie Robinson, American Football Coaches Association (AFCA), SB Nation and Scout.com; he was as well a finalist for the other two, the Bear Bryant and Maxwell Club awards. He also earned the AFCA Region 5 Coach of the Year honor and the group's inaugural Comeback Coach of the Year Award. The Colorado Sports Hall of Fame presented him with its "King of the Hill" honor for all sports within the state for 2016. MacIntyre joined **Bill McCartney** as CU's only national coaches of the year, as "Mac I" was the unanimous selection for the 1989 season.



# GAME-BY-GAME STARTERS (2016)

Here were CU's starters for the 2016 season (**bold** indicated first career start):

OFFENSE	WR (X)	WR (Z)	WR (H)	LT	LG	C	RG	RT	TE	QB	TB
Colorado State	Bobo	Fields	Ross	J. Irwin	Kough	Kelley	<b>Lynott</b>	Kronshage	MacIntyre ( <b>WR</b> )	Liufau	Lindsay
Idaho State	Bobo	Fields	Ross	J. Irwin	Kough	Wiefels	Lynott	Kronshage	MacIntyre ( <b>WR</b> )	Liufau	Lindsay
Michigan	Bobo	Fields	Ross	J. Irwin	Kough	Kelley	Lynott	<b>Haigler</b>	S. Irwin	Liufau	MacIntyre ( <b>WR</b> )
Oregon	Bobo	Fields	Ross	J. Irwin	Kough	Kelley	Lynott	Haigler	S. Irwin	<b>Montez</b>	Lindsay
Oregon State	Bobo	Fields	Ross	J. Irwin	Kough	Kelley	Lynott	Kronshage	MacIntyre ( <b>WR</b> )	Montez	Lindsay
Southern California	Bobo	Fields	Ross	J. Irwin	Kough	Kelley	Lynott	Kronshage	MacIntyre ( <b>WR</b> )	Montez	Lindsay
Arizona State	Bobo	Fields	Ross	J. Irwin	Kough	Kelley	Lynott	Kronshage	MacIntyre ( <b>WR</b> )	Liufau	Lindsay
Stanford	Bobo	Fields	Ross	J. Irwin	Kough	Kelley	Lynott	Kronshage	Keeney	Liufau	Lindsay
UCLA	Bobo	Fields	Ross	J. Irwin	Kough	Kelley	Lynott	Kronshage	MacIntyre ( <b>WR</b> )	Liufau	Lee ( <b>WR</b> )
Arizona	Bobo	Fields	Ross	Callahan	Kough	Kelley	Lynott	Haigler	MacIntyre ( <b>WR</b> )	Liufau	Lindsay
Washington State	Bobo	Fields	Ross	J. Irwin	Huckins	Kelley	Lynott	Haigler	Frazier	Liufau	Lindsay
Utah	<b>Ento</b>	Fields	Ross	J. Irwin	Huckins	Kelley	Lynott	Haigler	S. Irwin	Liufau	Lindsay
Washington	Bobo	Fields	Ross	J. Irwin	Huckins	Kelley	Lynott	Haigler	MacIntyre ( <b>WR</b> )	Liufau	Lindsay
Oklahoma State	Bobo	Fields	Ross	J. Irwin	Kough	Kelley	Lynott	Haigler	MacIntyre ( <b>WR</b> )	Liufau	Lindsay

DEFENSE	OLB	DE	NT	DE	OLB	JLB	MLB	LCB	SS	FS	RCB
Colorado State	McCartney	Carrell	Tupou	Kafovalu	Gilbert	Olugbode	Gamboa	Awuzie	Thompson	<b>Laguda</b>	Witherspoon
Idaho State	Shaver	Carrell	Tupou	Kafovalu	Gilbert	Olugbode	Gamboa	Awuzie	Thompson	Laguda	Witherspoon
Michigan	McCartney	Carrell	Tupou	Kafovalu	Gilbert	Olugbode	Gamboa	Awuzie	Thompson	Laguda	Witherspoon
Oregon	Moeller	Carrell	Tupou	Kafovalu	Gilbert	Olugbode	Gamboa	Awuzie	Thompson	Laguda	Oliver
Oregon State	Moeller ( <b>N</b> )	Carrell	Tupou	Kafovalu	Gilbert	Olugbode	Gamboa	Awuzie	Thompson	Laguda	Witherspoon
Southern California	Moeller ( <b>N</b> )	Carrell	Tupou	Jackson	Gilbert	Olugbode	Gamboa	Awuzie	Thompson	Laguda	Witherspoon
Arizona State	Moeller ( <b>N</b> )	Carrell	Tupou	Kafovalu	Gilbert	Olugbode	Gamboa	Awuzie	Thompson	Laguda	Witherspoon
Stanford	Moeller ( <b>N</b> )	Carrell	Tupou	Kafovalu	Gilbert	Olugbode	Gamboa	Awuzie	Thompson	Laguda	Witherspoon
UCLA	Moeller ( <b>N</b> )	Carrell	Tupou	Kafovalu	Gilbert	Olugbode	Gamboa	Awuzie	Thompson	Laguda	Witherspoon
Arizona	Moeller ( <b>N</b> )	Carrell	Tupou	Kafovalu	Gilbert	Olugbode	Gamboa	Awuzie	Thompson	Laguda	Witherspoon
Washington State	Moeller ( <b>N</b> )	Carrell	Tupou	Kafovalu	Gilbert	Olugbode	Gamboa	Awuzie	Thompson	Laguda	Witherspoon
Utah	Awuzie ( <b>N</b> )	Carrell	Tupou	Kafovalu	Gilbert	Olugbode	Gamboa	Oliver	Thompson	Laguda	Witherspoon
Washington	Moeller ( <b>N</b> )	Carrell	Tupou	Kafovalu	Gilbert	Olugbode	Gamboa	Awuzie	Thompson	Laguda	Witherspoon
Oklahoma State	Moeller ( <b>N</b> )	Carrell	Tupou	Kafovalu	Gilbert	Olugbode	Gamboa	Awuzie	Thompson	Laguda	Oliver

(**N**)—Nickel back. **CONSECUTIVE STARTS**—Thompson 27, Gamboa 25, Awuzie 22, Olugbode 20. **CAREER STARTS**—Tupou 45, Awuzie 42, Liufau 40, Kelley 38, Thompson 38, Olugbode 37. **PLAYER PARTICIPATION** (dressed/played): Colorado State 89/60; Idaho State 86/71; Michigan 74/56; Oregon 70/56; Oregon State 75/68; USC 70/58; Arizona State 74/57; Stanford 70/57; UCLA 77/57; Arizona 70/62; Washington State 74/58; Utah 78/58; Washington 68/57; Oklahoma State 76//56.

# INJURY REPORT

Colorado no longer provides an NFL-style injury report (the Buffs were one of the last and few to do so); the list only contain players out for an extended period of time or those lost for the season.

Pos	Player	Injury	Notes	Status
PK	Diego Gonzalez	Achilles	ruptured an Achilles tendon in the third quarter of the Michigan game (non-contact; surgery on Sept. 20)	OUT/SEASON
OL	John Lisella	hypertension	has been dealing with the issue since fall camp	OUT/INDEFINITELY
OLB	Derek McCartney	knee	he suffered a torn ACL in the second quarter of the Michigan game (surgery on Oct. 4)	OUT/SEASON
DB	Jaisen Sanchez	knee	suffered torn knee ligaments in spring practice (March 30) and underwent surgery (April 14)	OUT/SEASON
WR	Juwann Winfree	knee	suffered a torn ACL in practice on August 18; will undergo surgery on Sept. 6 (he has a redshirt year available to him)	OUT/SEASON

# ATTENDANCE UP

The attendance at Folsom Field for the Utah season home finale was **52,301**, the first **sellout** since Oct. 4, 2008 (53,927 vs. Texas; Folsom's capacity then was 53,613, but 3,000+ seats were removed during 2014's renovation). It was the largest since Oct. 2, 2010 (52,855 vs. Georgia) and the first over 50,000 since Nov. 4, 2011 (50,083, USC), and was the largest for a non-Nebraska home finale since 1996 (53,550 for Kansas State on Nov. 16), as well as the fifth-most ever for a Folsom finisher that didn't involve the Huskers.

► CU averaged **46,609** for the season (**279,652** for six home games), its highest average since 2011 (50,355 for 5 games). CU averaged 39,389 for the 2015 season, thus averaging 7,220 more than a year ago (an 18 percent increase), as it was CU's largest improvement from one season to the next since 1988-89 (when the average jumped by 9,764) and the seventh largest in school history. Colorado also had last averaged over 40,000 for a full season in 2012 (45,373).

► CU had the second largest increase in attendance among the 65 "Power 5" schools, as the Buffs' average was **18.4** percent higher than the 2015 season; Miami-Fla. was first (23 percent), then CU, Duke (13 percent) and Illinois, Iowa and Louisville (all 10 percent).

# CAPTAINS

On July 5, the team met to elect their 2016 captains; after a discussion of who they thought would be the best leaders on several fronts, the five who emerged as CU's captains are seniors **QB Sefo Liufau** and **ILB Kenneth Olugbode** and juniors **FB/TE George Frazier**, **OT Jeromy Irwin** and **TB Phillip Lindsay**. An interesting note on Liufau: having been named a captain as a sophomore in 2014 and again last year, he is now just the second CU player to serve as a team captain for three seasons, the first since Pat Carney did so over 120 years ago (1891-92-93).

► Liufau is one of six players in the nation currently serving in his third year as a team captain; he's joined by **Dakota Cox** (New Mexico), **Taysom Hill** (BYU), **Ryan Janvion** (Wake Forest), **Mitch Leidner** (Minnesota), **Pat O'Connor** (Eastern Michigan) and **Justin Thomas** (Georgia Tech). North Carolina's **Mack Hollins** is a three-time captain, but UNC elects captains after the season.

## STATISTICALLY SPEAKING

Here's where the Buffs ranked statistically in select categories in the Pac-12 and the NCAA for the 2016 season (Pac-12/NCAA stats include bowl games):

TEAM											
Pac12	NCAA	Category	Stat	Pac12	NCAA	Category	Stat	Pac12	NCAA	Category	Stat
8th	56th	RUSHING OFFENSE .....	182.6	6th	44th	RUSHING DEFENSE .....	148.9	5th	38st	PUNT RETURNS .....	9.7
8th	47th	PASSING OFFENSE .....	254.5	2nd	20th	PASSING DEFENSE .....	193.6	5th	32nd	KICKOFF RETURNS .....	22.8
6th	47th	TOTAL OFFENSE .....	437.1	2nd	19th	TOTAL DEFENSE .....	342.5	12th	118th	NET PUNTING .....	34.4
3rd	29th	3rd DOWN EFFICIENCY .....	44.3	2nd	14th	3rd DOWN EFF DEFENSE .....	32.7	4th	32nd	TURNOVER MARGIN .....	+0.43
7th	51st	SCORING OFFENSE .....	31.1	3rd	20th	SCORING DEFENSE .....	21.7	6th	49th	TIME OF POSSESSION .....	30:50

INDIVIDUAL (Top 25 in conference or top CU leader; players must meet NCAA minimum of 75% of team's games; *—if had enough attempts to qualify)											
Rushing	Pac-12	NCAA	Yds/Gm	Receptions	Pac-12	NCAA	No./Gm	Scoring	Pac-12	NCAA	Pts/Gm
Phillip Lindsay .....	5th	45th	89.4	Devin Ross .....	6th	67th	4.9	Phillip Lindsay .....	11th	71st	7.4
Rushing/Avg. Per Carry	Pac-12	NCAA	Yds/Gm	Shay Fields .....	16th	134th	4.0	Field Goal Pct.	Pac-12	NCAA	Pct.
Phillip Lindsay .....	9th	86th	5.13	Phillip Lindsay .....	18th	146nd	3.8	Chris Graham .....	8th	87th	66.7
Defo Liufau .....	13th	166th	2.99	Bryce Bobo .....	29th	191st	3.4	Field Goals	Pac-12	NCAA	FG/Gm
Passing Yards	Pac-12	NCAA	Yards	Receiving Yards	Pac-12	NCAA	Yds/Gm	Chris Graham .....	8th	87th	0.83
Sefo Liufau .....	8th	72nd	197.2	Shay Fields .....	7th	93rd	63.1	Quarterback Sacks .....	Pac-12	NCAA	Avg./Gm
Steven Montez .....	12th	114th	98.0	Devin Ross .....	13th	117th	56.2	Jimmie Gilbert .....	3rd	27th	0.77
Passing Efficiency	Pac-12	NCAA	Rating	Bryce Bobo .....	23rd	202nd	42.1	Forced Fumbles .....	Pac-12	NCAA	Avg./Gm
Sefo Liufau .....	7th	62nd	132.6	Yards Per Reception	Pac-12	NCAA	Yds/Gm	Jimmie Gilbert .....	2nd	3rd	0.43
Completion Pct.	Pac-12	NCAA	Rating	Shay Fields .....	8th	79nd	15.8	Fumbles Recovered .....	Pac-12	NCAA	Total
Sefo Liufau .....	5th	29th	62.7	Punting	Pac-12	NCAA	Avg.	Kenneth Olugbode .....	3rd	8th	3
Steven Montez .....	9th	64th	59.3	Alex Kinney .....	7th	63rd	41.3	Interceptions .....	Pac-12	NCAA	Avg./Gm
Total Offense	Pac-12	NCAA	Yds/Gm	Punt Returns	Pac-12	NCAA	Avg.	Tedric Thompson .....	1st	5th	0.50
Sefo Liufau .....	6th	60th	238.3	Jay MacIntyre .....	5th	28th	8.9	Passes Defended	Pac-12	NCAA	Avg./Gm
Steven Montez .....	12th	128th	119.0	Kickoff Returns	Pac-12	NCAA	Avg.	Ahkello Witherspoon .....	1st	1st	1.6
Phillip Lindsay .....	16th	163rd	89.4	Anthony Julmisse .....	9th	59th	22.4	Tedric Thompson .....	1st	1st	1.6
All-Purpose	Pac-12	NCAA	Yds/Gm	Touchdowns	Pac-12	NCAA	TDs	Tackles / Tackles For Loss			
Phillip Lindsay .....	6th	33rd	129.9	Phillip Lindsay .....	2nd	20th	17	CU uses coaches' video; numbers do not			
				Shay Fields .....	18th	145th	9	matchprusinski@mail.ev1.net.			

## COLORADO IN THE POLLS – 2016 WEEK-BY-WEEK

A weekly look at where Colorado has placed weekly in each of the three major polls in 2016 (the College Football Playoff committee first released its weekly rankings on Nov. 1 and does weekly on Tuesdays; RV—denotes received votes; number is place outside top 25):

Poll	PS	9/06	9/11	9/18	9/25	10/02	10/09	10/16	10/23	10/30	11/06	11/13	11/20	11/27	12/03	Final
Associated Press	---	RV	RV	---	RV	21	RV	RV	23	21	16	12	9	9	11	17
SA Today Coaches	---	RV	RV	---	RV	23	RV	RV	23	20	15	12	9	9	11	15
FWAA-NFF Super 16	---	---	---	---	RV	21	---	RV	RV	RV	14	11	9	9	11	---
CFP Committee Poll	N/A	N/A	N/A	N/A	N/A	N/A	N/A	N/A	N/A	15	12	10	9	8	10	---

## IN THE POLLS / SOME HISTORY

Colorado re-entered the national polls this past October 2 for the first time since 2005, as the Buffaloes came in at No. 21 in the *Associated Press* (media) poll and No. 23 in the *USA Today Coaches* ballot; while it lasted for just the one week, it had been 11 years since CU had been nationally ranked, last appearing on November 6, 2005, when the Buffs were No. 21 in the coaches' ballot and No. 22 in the AP survey. The Buffs reappeared three weeks later for the remainder of the year. The Buffs own the 10th longest streak of all-time, as from the 1989 preseason poll through the fifth week of 1997, CU had a run of **143** consecutive weeks in the AP poll. CU has now been ranked **302** times in its history, the 26th most all-time (Georgia Tech is 25th with 307), and has finished in the top four on four occasions, tied for 22nd most (the top four you say? ... the College Football Playoff includes the top four teams; only USC, with 12, has more than CU from the Pac-12).

- CU received one vote in each of the AP and Coaches polls of Sept. 6, the first time since Sept. 21, 2008 that the Buffs had received at least one vote in each.
- What was going on in the fall of 2005, the last time CU was ranked prior to this fall?
  - The Earth's population was estimated at 6.5 billion; it is now over 7.4 billion (growing almost 14 percent).
  - *Mr. & Mrs. Smith* was the most popular movie; *The Office* debuted on NBC; Mariah Carey's *We Belong Together* was *Billboard's* No. 1 song of the year.
  - Pro Sport Champions: New England (NFL), San Antonio (NBA), Chicago White Sox (MLB); no NHL Stanley Cup champion as the players were locked out.
  - Top news events: George W. Bush begins second term; Hurricane Katrina devastates the South; disgraced journalist Dan Rather forced to resign from CBS.
  - Famous people who died included Pope John Paul II, Johnny Carson, Richard Pryor, Rosa Parks, Pat Morita, Anne Bancroft and Bob Denver.

## 45 WINS OVER AP RANKED TEAMS 20TH BEST SINCE '89

CU's 45 wins over *Associated Press* ranked teams since the start of the 1989 season (when the AP expanded to a top 25) are the 20th most in the nation in this time frame (28 seasons). Through the 2017 season, Alabama has the most (83), followed by Florida State (82), Ohio State (79), Florida (74), LSU (68), Michigan (67), Southern Cal (65), Oklahoma (64), Miami, Fla. (58), Tennessee (58), Auburn (53), Georgia (53), Oregon (53), Texas (53), UCLA (51), Notre Dame (50), Penn State (49), Washington (48), Nebraska (47), Clemson (46) and **Colorado (45)**. All-time, Colorado's **68** wins over ranked teams are the 23rd most in history. **Since 1989, CU has played the sixth most ranked teams in the nation (130, with a record of 45-83-2), trailing only Florida (144; 74-69-1), Alabama 140 (83-56-1), LSU (140; 68-72), Michigan 131 (67-62-2) and Ohio State 131 (79-49-3); the runner-up in wins, Florida State, has played 127; 82-45.**

- CU had lost **23** straight against ranked teams until defeating No. 23 Washington State, 38-24, in Boulder on Nov. 19; its previous win was against No. 17 Kansas in Boulder on Oct. 17, 2009 (CU, 34-30). CU's last win over a top 5 or 10 team was on Sept. 29, 2007 (a 27-24 win over No. 3 Oklahoma in Boulder).
- **Note:** ASU State was ranked No. 24 in the *USA Today/Coaches* poll when CU defeated it, 40-16; but all historical records are solely against those teams ranked by the AP.
- The Buffs have still lost **27** straight road games against ranked opponents, with the last win a 31-17 over UCLA at the Rose Bowl in 2002.

**BATTLES OF NOVEMBER RANKED VS. RANKED AT FOLSOM**

Did you know that the Nov. 19 matchup between No. 12 Colorado and No. 20 Washington State (*AP rankings*) was the first at Folsom Field where both teams were ranked in the top 25 since Sept. 14, 2002? That game saw the No. 17 Southern California Trojans defeat the No. 18 Buffaloes, 40-3. But on the positive side, the last time a game was played in November at Folsom Field before last weekend with two ranked teams was on Nov. 23, 2001, a memorable game that saw 14th-ranked CU defeat No. 2 Nebraska 62-36 (and the Huskers were actually No. 1 in the BCS Standings that week). Then against Utah, it marked the first time CU hosted two November games in back-to-back weeks featuring both schools being ranked, and was just the ninth such game (CU is 6-2-1 overall):

**Nov. 1, 1958** #7 Oklahoma 23, #9 Colorado 7  
**Nov. 4, 1961** #8 Colorado 7, #10 Missouri 6  
**Nov. 4, 1972** #3 Nebraska 33, #15 Colorado 10

**Nov. 4, 1989** #2 Colorado 27, #3 Nebraska 21  
**Nov. 2, 1991** #15 Colorado 19, #9 Nebraska 19  
**Nov. 16, 1996** #6 Colorado 12, #9 Kansas State 0

**Nov. 23, 2001** #14 Colorado 62, #2 Nebraska 36  
**Nov. 19, 2016** #12 Colorado 38, #20 Wash. St. 24  
**Nov. 26, 2016** #9 Colorado 27, #21 Utah 22

► Prior to this year, the last consecutive home games where both CU and its opponent were ranked in the top 25 was back in 1998. That year the Buffs hosted fifth-ranked Kansas State on Oct. 10 and the next weekend hosted No. 22 Texas Tech. CU split those games, losing 16-9 to K-State and defeating Texas Tech 19-17.

**SWEET 16**

Colorado held six opponents to 16 points or less this season, including four Pac-12 foes; it's been awhile since the Buffs have accomplished these feats. In fact, you have to go back to 1998, when CU held those same exact numbers (six and four) to 16 or fewer, except that the four league opponents were Big 12 Conference mates. The Buffs held seven teams overall to 16 or less in 1985 and 1991, and also held six teams to that in 1971, 1972, 1977, 1987, 1998 and 1998 (the best in the last 50 seasons is nine in 1967, when six Big 8 opponents were limited to 16 or less). Conference foes were held to 16 or less five times in 1985, 1993 and 1996.

**MORE DEFENSE**

When Colorado held UCLA to just 210 yards of total offense on Nov. 3, it marked the sixth time this season that the Buffs held their opponent to under 275 yards (five were against FBS opponents). CU for the season ranks second in the Pac-12 and 19th nationally in total defense, allowing just 342.5 yards per game, and it is third and 21st in both, respectively, in scoring defense by giving up only 21.7 points per game.

► **JUST SHORT OF THE "HATRICK":** Colorado has led its conference in total defense just twice since World War II, in 1958 (Big Seven) and in 1992 (Big Eight).

**AND STILL MORE DEFENSE**

- Over CU's six-game winning streak it held opponents to an average of 314.2 yards per game and just 16.8 points. Opponents have only converted 27-of-98 (28 percent) third-down tries against the Buffs in these last six games.
- Colorado was first in the Pac-12 and 12th in the nation in Red Zone defense, allowing opponent red zone scores just 74.5 percent of the time. Of the 47 times opponents have reached the CU Red Zone, they only scored 35 times (26 TDs); Vanderbilt leads the nation at 65.3 (32 scores, 49 penetrations).
- **Don't Come Around Here No More:** in a tip of the hat to Tom Petty and the Heartbreakers, in CU's last four games before the Pac-12 title game, the opponent had run a combined 94 plays in CU's red zone for a net 389 yards (4.1 per / 26 penetrations, only 9 touchdowns).

**OLUGBODE ENJOYED FINEST SEASON; TOPS 100 TACKLES**

**ILB Kenneth Olugbode** was credited with 130 tackles this (regular) season, a number that would rank fourth among all FBS players (CU uses coaches' video for defensive stats, not press box stats that the NCAA utilizes in statistical rankings). Those would also lead the Pac-12 – UCLA LB Jayon Brown leads with 105 in 12 games (the NCAA has 105 for Olugbode). Olugbode posted a career-high 18 tackles earlier this season in the win against Stanford. He has posted double-digit tackles in 7-of-13 games this year, which has given him 13 career double-digit tackle performances. Those 18 tackles versus Stanford on Oct. 22 were the most by a Buff since his fellow teammate Addison Gillam also recorded 18 against Oregon during his true freshman year of 2013. He has zoomed up CU's tackles chart and also has two interceptions this season—the first linebacker at CU to pick off two in a season since Shaun Mohler had a pair in 2008.

**STEPPING UP WHEN CALLED UPON**

In Colorado's 38-24 win over No. 20 Washington State, sophomore safety **Nick Fisher** was called upon to play the most meaningful snaps of his career. After losing two free safeties ahead of him on the depth chart (Afolabi Laguda to ejection, Ryan Moeller to a concussion), he stepped in and to make six tackles (four solo), with a pass broken up. He had three third down stops and a fourth down stop, the latter at CU's 15-yard line when Washington State was driving trying to score a go-ahead touchdown when trailing 28-24 with 13:17 left in the game. He played 67 snaps in all, having entered the game playing mostly on special teams this year; he had four tackles in 39 snaps from scrimmage over six games on defense (he had five career tackles and 96 plays for his career).

**SHUT DOWN:** Fisher played a key role in helping CU win the Strength-vs.-Strength matchup going into the WSU game. The Cougars came in completion 74.1 percent of their passes (tops in the nation); CU was sixth defensively, allowing a 50.9 percent rate. The winner? CU—WSU was 26-of-53, or 49.1 percent.

**ROAD NOTES**

**3-2:** Colorado finished the 2016 with a 3-2 mark in true road games, its first time with a winning record in opponent stadiums since a similar mark in 2004, and nearly matched CU's road win total over the previous eight seasons (4-40). The Buffs also won back-to-back league games on the road (at Stanford, at Arizona) for the first time since winning three straight in the Big 12 over the 2004 (at Kansas, at Nebraska) and 2005 (Oklahoma State) seasons.

**25:** The Buffaloes' 49-24 win at Arizona on Nov. 12 (by 25 points) was its largest away from home since Oct. 1, 2005, when CU shutout Oklahoma State in Stillwater, 34-0. The only other larger margin of victory on the road thus millennium came in 2003, a 44-10 win at Iowa State.

### THE RISE ... FROM FOUR OR FEWER TO 10 OR MORE

Taking a look at the current landscape of the so-called Power-5 conferences (Atlantic Coast, Big 12, Big Ten, Pac-12 and Southeastern) and examining the history of those teams, CU's turnaround is up there with some of the all-time finest among college football's big boys. The Buffaloes became the ninth team among the Power-5 schools since 1972 to win 10 or more games after finishing the previous season with four or fewer wins (1972 was the year freshmen became eligible to play in NCAA Division I football, thus defining the modern era). *(CU was just the 30th team to go from four to nine wins.)* Here's a look at those current power-5 programs with the largest turnarounds since 1972 (conference listed after school name is the one it belonged to at the time).

#### Power-5 Programs Jumping from Four or Fewer Wins to 10 or More Wins in Just One Season

School	Improvement		Previous Season		Next Season		School	Improvement		Previous Season		Next Season	
	Overall	Wins	Record	Year	Record	Year		Overall	Wins	Record	Year	Record	Year
Auburn (SEC)	+ 8	+ 9	3-9	2012	12-2	2013	Northwestern (Big Ten)	+ 6	+ 7	3-7-1	1994	10-2	1995
TCU (Big 12)	+ 7½	+ 8	4-8	2013	12-1	2014	Wake Forest (ACC)	+ 5½	+ 7	4-7	2005	11-3	2006
Penn State (Big Ten)	+ 6½	+ 7	4-7	2004	11-1	2005	Washington State (Pac-10)	+ 5½	+ 6	4-7	2000	10-2	2001
<b>Colorado (Pac-12)</b>	<b>+ 6</b>	<b>+ 6</b>	<b>4-9</b>	<b>2015</b>	<b>10-4</b>	<b>2016</b>	Arkansas (SEC)	+ 4½	+ 6	4-7	2005	10-	
Colorado (Big 12)	+ 6	+ 7	3-8	2000	10-3	2001	4	2006					

### MOST IMPROVED TEAMS ALL-TIME IN PAC-12 LEAGUE PLAY

Colorado completed the single biggest improvements in league record from one year to the next in the history of the Pac-12 Conference with its 27-22 win over Utah. Finishing at 8-1 in league play, that was a reversal from a 1-8 mark in 2015, or a difference of seven games. While those inside the CU program thought it could be done, after going 5-40 in Pac-12 play from 2011 through 2015, CU was picked to finish last in the South Division in the 2016 preseason media poll.

In Pac-12 history, there are just two instances where a school won seven or more games in league play than it did the season before, with Colorado joining the 1940 Stanford team as the only ones to accomplish the feat. Stanford's 6½-game improvement that year had been the best from one year to the next, with three others improving by five games; but at +7, this year's Buffaloes became the league's all-time most improved team. A closer look:

#### ALL-TIME BIGGEST OVERALL IMPROVEMENT IN PAC-12 CONFERENCE PLAY FROM ONE YEAR TO THE NEXT

School	Improvement		Previous Season		Next Season		School	Overall		Wins		Record		Year		Record		Year	
	Overall	Wins	Record	Year	Record	Year		Overall	Wins	Record	Year	Record	Year	Record	Year	Record	Year	Record	Year
<b>*Colorado</b>	<b>+ 7</b>	<b>+ 7</b>	<b>1-8</b>	<b>2015</b>	<b>8-1</b>	<b>2016</b>	Oregon State	+ 4	+ 4	1-6	1954	5-2	1955						
*Stanford	+ 6½	+ 7	0-6-1	1939	7-0	1940	Southern California	+ 4	+ 4	3-4	1975	7-0	1976						
*California	+ 5	+ 5	1-6	1957	6-1	1958	Arizona State	+ 4	+ 4	4-4	1995	8-0	1996						
Oregon	+ 5	+ 5	2-6	1993	7-1	1994	Washington State	+ 4	+ 4	3-5	1996	7-1	1997						
Stanford	+ 5	+ 5	2-6	1998	7-1	1999	Washington State	+ 4	+ 4	2-6	2000	6-2	2001						
UCLA	+ 4	+ 5	2-3	1945	7-0	1946	Arizona State	+ 4	+ 4	1-7	2001	5-3	2002						
Washington	+ 4	+ 5	1-5-1	1951	6-2	1952	California	+ 4	+ 4	0-8	2001	4-4	2002						
#Washington	+ 1½	+ 5	1-1	1944	6-3	1945	Washington	+ 4	+ 4	0-9	2008	4-5	2009						
California	+ 4½	+ 4	1-6	1946	5-1	1947	Washington State	+ 4	+ 4	2-7	2014	6-3	2015						
Washington	+ 4	+ 4	2-5	1949	6-1	1950	(#—conference played a limited schedule in 1944 due to World War II)												

**\*—LAST TO FIRST:** Colorado is technically the first AND fourth team to go from "worst to first" in Pac-12 history. The Stanford and Cal teams did it, along with the '59 Washington team that was 1-6 in 1958 but went 3-1 in 1959 (the year Oregon, Oregon State and Washington State left the conference for up to five seasons). But in all three cases, Idaho was a member of the league those years but always played an abbreviated schedule (finishing 0-3 all three times).

### MOST IMPROVED FBS TEAMS IN 2016

There have now been three seasons in school history where CU finished as or tied as the nation's most improved team. In one of the more dramatic turnarounds in NCAA history, CU went from 1-10 in 1984 to 7-5 in 1985, a 5½-game improvement, after the Buffs switched from a pro passing attack to the wishbone on offense. Then in 2001, Colorado improved six games, finishing 10-3 after going 3-8 the year before; in fact, CU just missed playing in the BCS Championship game by .05 of a point. This year, CU tied for the biggest jump over its 2015 record with five other schools; the Buffs also debuted as No. 15 in the first College Football Playoff Poll of the season, one of only two teams (with Nebraska) that had losing seasons in 2015. The most improved teams in 2016:

School	2015	2016	Diff.	School	2015	2016	Diff.	School	2015	2016	Diff.
Colorado	4-9	10-4	+ 5½	Troy	4-8	10-3	+ 5½	Wyoming	2-10	8-6	+ 5
UCF	0-12	6-7	+ 5½	Army	2-10	8-5	+ 5½				
Eastern Michigan	1-11	7-6	+ 5½	Georgia Tech	3-9	9-4	+ 5½				

### ALL-TIME MOST IMPROVED CU TEAMS

The 2016 Buffaloes were the second most improved team from one year to the next in CU history as well. The biggest turnarounds in Buff history:

Season	Record	Season	Record	Improvement	Season	Record	Season	Record	Improvement
2000	3-8	2001	10-3	+ 6	1922	4-4	1923	9-0	+ 4½
<b>2015</b>	<b>4-9</b>	<b>2016</b>	<b>10-4</b>	<b>+ 5½</b>	1916	1-5-1	1917	6-2	+ 4
1984	1-10	1985	7-5	+ 5½	1964	2-8	1965	6-2-2	+ 4
1893	2-4	1894	8-1	+ 4½					



## SPREADING THE BALL AROUND THE ROSTER

This season, 16 different players caught passes for the Buffaloes (five threw them), and 13 players had at least one rushing attempt. Nineteen players scored points this season (all with six or more), and 19 earned first downs. On defense, eight different players had at least one interception, and 11 registered a quarterback sack, with 23 recording at least one third down stop and 15 at least one pass broken up.

## DOUBLE "TAKE" ... TAKEAWAYS AND TOUCHDOWNS ALLOWED NEARLY EVEN

Colorado's defense gave up only 27 touchdowns in the regular season (12 rushing, 15 passing), some 16 fewer than in 2015 and down 29 from 2014, the season before the Buffs hired Jim Leavitt as defensive coordinator. What is astonishing is that the Buffalo defense has recorded just about as many takeaways this year with 26 than touchdowns allowed (and only fell behind because Washington scored four TDs with no turnovers in the Pac-12 title game). It has happened at CU on occasion, in 1996 (30 turnovers forced/20 offensive touchdowns allowed); the other occasion in the last 25 seasons was in 1992 (29, 19).

## THE BUFFS IN NFL STADIUMS

The Buffs have played 22 games to date in seven current NFL venues, owning a record of **12-10** (8-5 in Denver, 1-0 in Foxborough, 1-0 in San Diego, 1-0 in Seattle, 1-2 in Houston, 0-1 in Jacksonville, 0-1 in Kansas City and 0-1 in Santa Clara). All-time, the Buffs are **18-21-1** playing games in stadiums that simultaneously hosted NFL teams (10-6 in Denver, 1-0 in Foxborough, 1-0 in Irving, 1-0 in San Diego, 1-0 in Seattle, 2-3 in Houston, 1-2 in Miami 1-2 in Tempe, 0-2-1 in Anaheim, 0-1 in Jacksonville, 0-1 in Kansas City, 0-1 in Santa Clara and 0-3 in Los Angeles).

## 10 (NOT BO DEREK)

With 10 wins, the Buffaloes had their most victories since finishing 10-3 in 2001. This is the eighth time that the Buffaloes have won 10 or games in a season, joining six previous teams under four different coaches: under Eddie Crowder in **1971** (10-2); under Bill McCartney in **1989** (11-1), **1990** (11-1-1) and **1994** (11-1); under Rick Neuheisel in **1995** (10-2) and **1996** (10-2); under Gary Barnett in **2001** (10-3) and now under **Mike MacIntyre** in 2016 (10-4). Colorado has also won at least nine games 14 times in its history.

## THIRD DOWN DEFENSE

Colorado's defense excelled in getting off the field on third downs. In the regular season, the Buffs ranked 11th nationally and No. 2 in the Pac-12 in third down defense, holding opponents to a conversion percentage of just 31.6 (the national average is close to 40 percent; Michigan leads at 20.9; Washington leads the Pac-12 at 30.7). Opponents had converted over 40 percent against the Buffs in five of the last six seasons, the lone exception in Mike MacIntyre's first season as head coach (38.8 in 2013). It's a school best since 1999, when opponents converted at just a 26.3 clip (40-of-152).

- ▶ Both USC and Oklahoma State (Alamo Bowl) converted 7-of-14 against CU, the only teams to convert at 50 percent or better against CU in the last 17 games dating back to 2015.
- ▶ The Buff defense has been phenomenal in the first half of games on third down, as opponents have converted only **32-of-109** tries, or just 29.4 percent (USC is the only team to convert at better than 50 percent at 3-of-5 and Washington was right at the 50 percent clip at 4-of-8; no one else has been better than 3-of-8, or 37.5 percent).
- ▶ Colorado has forced the opponents into 60 "three-and-outs" in 183 possessions (32.8 percent of the time); that ranks 12th in the country.
- ▶ On offense, CU is 26-of-34 on 3rd-&-1 and 17-of-21 on 3rd-&-2, or 43-of-55 combined; the opponent? It had just 10 3rd-&-1's all year (7-of-10, with four in the Pac-12 title game where UW went 2-of-4), and a 18-of-27 on 3rd-&-1 or 2 – so that's 55 short "to-gos" for CU as compared to 27 for the opponent.

## YOUNG GUNS NO MORE

It had been well-documented that this is Colorado's most experienced team in quite some time ... through seven games, the Buffs have yet to start a true freshman. The last time the Buffs did not start at least one true frosh was in 2001, and since freshmen became eligible to play again in 1972, there have been just nine seasons where no true rookie made a start (1972, 1974, 1978, 1981, 1985, 1989, 1990, 1993 and 2001). CU averaged 7.8 wins those years, winning three league titles, one national championship and went to six bowl games.

- ▶ The number of *true freshman* starts has dwindled since a high of 57 in 2012 ... they started 29 games in Mac's first year (2013), then 17, 6 to zero ('16).

## HONORARY C's

Honorary C's are annually presented to a person or persons for their dedication of service or contributions to University of Colorado Athletics. This year's recipients were recognized during the Utah game: **Rick George** (CU athletic director); **Mark Johnson** (KOA-Radio), **Jay & Suzanne Knutson** (long-time fans and donors), **Lindsay Lew** (CU assistant AD/digital-database marketing) and **Scott McMichael** (CU assistant AD/development). **Chris Fowler** ('85 graduate, ESPN) was presented with one in the spring as it is hard for him to attend in the fall.

## HOME COOKING

Colorado won its **400th** game in Boulder against Washington State (dating back to the 1890s on assorted campus fields); the Buffaloes enjoyed their first undefeated season at home (**6-0**) since 1994. The friendly confines of Folsom Field have been just that, as CU outscored the opponents **228-85**, allowing just eight touchdowns (three on short fields). CU outgained the six by **3,025-1,532**, with a **158-78** edge in first downs. Opponents converted at just a **24.2** clip on third downs (24-of-99) and crossed the 50 just **36** times in **90** drives (eight three-and-outs, running **144** plays for only **515** yards in plus territory).

**HOW LOUD?** Against Arizona State, CU had its largest home attendance since the end of the 2011 season, as 48,588 attended Homecoming. The question of how much louder Folsom Field would be since the completion of the Champions Center on the northeast side of the stadium was answered: noise in fact was held in from that direction, amplifying already what is considered to be one of the traditionally loudest stadiums in the nation when at or near capacity. And MacIntyre cited that noise as a factor in the season finale against Utah as making a difference in CU's 27-22 win.



**LINDSAY TOPS 4,000 ALL-PURPOSE YARDS, JOINS 500/500 CLUB**

**TB Phillip Lindsay** has rapidly moved up CU's all-time all-purpose yards chart this season, rising from 33rd to open the year (2,376 yards) into third with 4,029: he has rushed for 2,233 yards, has 719 receiving and 1,077 in kickoff return yardage. He became the 14th player to join CU's 500/500 Club (rushing and receiving yards), doing so in the Arizona State game; once he "broke" into the club, he now has the sixth most total combined yards of the 14:

**500/500 CLUB (Rushing & Receiving)**

Rk	Player (Seasons)	Rush	Rec	Total	Plays	Avg.							
1	Rodney Stewart (2008-11)	3,598	969	4,567	902	5.06	8	Merwin Hodel (1949-51)	2,102	540	2,642	550	4.80
2	Bobby Purify (2000-04)	3,016	508	3,524	645	5.46	9	Ron Brown (1981-85)	751	1,217	1,968	192	6.34
3	Herchell Troutman (1994-97)	2,487	725	3,212	628	5.11	10	Tony Jones (2011-14)	1,269	558	1,827	398	4.68
4	Hugh Charles (2004-07)	2,659	552	3,211	577	5.56	11	Mike Pritchard (1987-90)	585	1,241	1,826	102	17.90
5	Lee Rouson (1981-84)	2,296	699	2,995	667	4.49	12	Woody Shelton (1950-52)	1,065	586	1,651	271	6.09
6	<b>Phillip Lindsay (2014-16)</b>	<b>2,233</b>	<b>719</b>	<b>2,952</b>	<b>533</b>	<b>5.54</b>	13	Bill Symons (1962-64)	734	537	1,271	258	4.93
7	Cortlen Johnson (1998-2001)	2,199	691	2,890	497	5.81	14	Lawrence Vickers (2002-05)	616	546	1,162	228	5.10
Rk	Player (Seasons)	Rush	Rec	Total	Plays	Avg.							

**MORE LINDSAY**

**TB Phillip Lindsay** has scored a touchdown in 10 games this year and now has 24 in his career (22 rushing/2 receiving), not too bad considering he didn't score his first until the 14th game of his career. He has **144** career points, becoming the 50th player in CU history to reach 100. His **16** rushing touchdowns are the most since 2002, when Chris Brown had 18; his **17** overall scores are also the most since Brown's 2002 count. The last CU running back with double-digit rushing touchdowns in a season had been Rodney Stewart with 10 in 2010.

**CHASED DOWN HIS COACH:** Lindsay is 13th on CU's all-time rushing chart (2,233); he recently passed his position coach, Darian Hagan, who had 2,007 yards in his career that spanned 1988-91; his next milestone is looking to become the ninth player in school history to rush for 2,500 yards.

**100:** He is the seventh player in school history to score 100 points (he had 102); the first since Chris Brown had 108 in 2002.

**AND LINDSAY MADE SOME OTHER HISTORY**

When junior **TB Phillip Lindsay** had career-highs of six receptions for 105 yards in the 21-17 loss at USC on October 8, he made some history in the process. He became just the fifth running back to have 100-plus receiving yards in Colorado history, and the first to do it since 2001, when **TB Cortlen Johnson** had identical numbers in a 40-27 Colorado win at Iowa State. Then in the Alamo Bowl against Oklahoma State, he did it again, becoming the first running back to have 100 or more receiving yards twice in a game. A look at this rare quintet of players:

Player	Date	Opponent	Score	No.	Yds	TD	Player	Date	Opponent	Score	No.	Yds	TD
Jim Haley	Oct. 25, 1930	COLORADO A&M	W 7-0	3	108	1	Phillip Lindsay	Oct. 8, 2016	at Southern Cal	L 17-21	6	105	1
Ron Johnson	Sept. 29, 1951	at Northwestern	L 14-35	2	108	0	Phillip Lindsay	Dec. 29, 2016	*Oklahoma State	L 8-38	6	103	0
Leon Mavity	Nov. 11, 1961	UTAH	L 12-21	2	112	1	*—Alamo Bowl at San Antonio.						
Cortlen Johnson	Nov. 10, 2001	at Iowa State	W 40-27	6	105	1							

► Lindsay rushed for a career-high 219 yards (on 26 carries) against Arizona State, scoring three touchdowns in CU's 40-16 win. It was CU's first 200-plus game since 2002 (Chris Brown, 211 at Missouri) and the 24th 200-yard game in school history. He became the **15th** different Buffalo to rush for 200-plus in a game.

► He became CU's first 1,000-yard rusher since 2010, when Rodney "Speedy" Stewart had 1,318 (with 10 touchdowns on 290 carries).

► With back-to-back triple digit games against Arizona State and Stanford, he was the first Buff to post back-to-back 100-yard efforts since Michael Adkins II in 2014; he repeated the feat later in the year (Arizona, Washington State) and thus has four 100-yard games in CU's last seven. The last player to rush for 100 or more in three straight games was Rodney Stewart in 2010 (175 vs. Kansas, 123 vs. Iowa State, 195 vs. Kansas State).

► His **11** receptions versus UCLA (for 76 yards) were a record for the most in a game by a CU running back; the old mark was nine by FB Lawrence Vickers versus Oklahoma State in Boulder on Oct. 9, 2004 (for 96 yards).

► Against Oklahoma State in the bowl game, he gained 63 yards on 14 carries in addition to his 103 receiving yards.

**PRICE MAKES HIS MARK (notice this tag starts with a "P" and ends with a "K," or PK)**

**PK Davis Price** joined the team as a recruited walk-on in June, but little did he know he'd see much if any action as a true freshman. But with the season-ending injury in the Michigan game to **Diego Gonzalez**, he was pressed into service as the kickoff specialist for the Oregon game. Chris Graham then struggled with a couple of low PAT kicks, so Price was ushered into the first-team role for the second kick of the Oregon State game, and how did he respond? He made all five of his extra point tries and both of his field goals, including a 54-yard boot on his first try, the CU record for both the longest made by a freshman and the longest first-career make (his high school best at Evergreen (in the foothills west of Denver) was 47 yards). He was recognized for his performance as the Pac-12's Special Teams Player of the Week. *The 54-yard also tied for the fourth-longest this year in the NCAA.*

**Longest Field Goals By A Freshman In The NCAA / 2016**

54	Davis Price, Colorado (Oct. 1 vs. Oregon State)
53	Matt Ammendola, Oklahoma State (Sept. 10 vs. Central Michigan)
53	Logan Tyler, Florida State (Nov. 11 vs. Boston College)
No others over 50 yards	

**Longest Field Goals / Colorado Freshmen**

54	Davis Price, vs. Oregon State in Boulder, Oct. 1, 2016
52	Will Oliver, vs. California in Boulder, Sept. 11, 2011
51	Tom Field, vs. Oregon in Boulder, Sept. 8, 1979
50	Tom Field, vs. Oklahoma State in Boulder, Nov. 10, 1979

► **A FIRST?** It was for sure for CU: United Airlines provides the team charter for CU's travel, and for the USC trip, the pilot was Doug Price — Davis' father. A CU graduate himself, he is an Air Force Veteran who has been flying for United for 20 years; he normally flies military charters bringing troops back home from overseas.

**STANFORD WINNING POINT TOTAL PRETTY RARE**

Colorado won three games in 1966 when scoring fewer than 14 points; but how rare was CU's 10-5 win at Stanford on October 22? It was just the ninth win in the last 50 seasons where the Buffs won when scoring under 14 points, and the first in 20 years. A look at these low scoring affairs (#—Orange Bowl):

<b>Nov. 11, 1967</b>	KANSAS	W 12- 8	<b>Sept. 18, 1982</b>	at Washington State	W 12- 0	<b>Oct. 8, 1992</b>	at Missouri	W 6- 0
<b>Nov. 5, 1977</b>	at Iowa State	W 12- 7	<b>Jan. 1, 1991</b>	#Notre Dame	W 10- 9	<b>Nov. 16, 1996</b>	KANSAS STATE	W 12- 0
<b>Oct. 17, 1981</b>	OKLAHOMA STATE	W 11-10	<b>Oct. 26, 1991</b>	at Kansas State	W 10- 0	<b>Oct. 22, 2016</b>	at Stanford	W 10- 5

**Note:** CU scored two touchdowns in the '67 and '96 games, four field goals in the '82 game; and two field goals in the '92 game; others were a combination.

The CU-Stanford game was the fifth-lowest scoring game of the 2016 season involving an FBS program. The list of the 11 games with 20 or fewer points:

<b>Sept. 1</b>	WAKE FOREST 7, Tulane 3	10	<b>Oct. 8</b>	DUKE 13, Army 6	19
<b>Nov. 5</b>	Alabama 10, LOUISIANA STATE	10	<b>Oct. 1</b>	APPALACHIAN STATE 17, Georgia State 3	20
<b>Nov. 22</b>	OHIO 9, Akron 3	12	<b>Oct. 14</b>	San Diego State 17, FRESNO STATE 3	20
<b>Oct. 8</b>	NORTH CAROLINA STATE 10, Notre Dame 3	13	<b>Nov. 15</b>	GEORGIA 13, Auburn 7	20
<b>Oct. 22</b>	<b>Colorado 10, STANFORD 5</b>	<b>15</b>		(Home team in CAPS)	
<b>Sept. 10</b>	Illinois State 9, NORTHWESTERN 7	16			
<b>Oct. 1</b>	Florida 13, VANDERBILT 6	19			

**THOMPSON TIES CU INTERCEPTION MARK**

After his two-pick performance against Utah to help CU clinch the South Division title, senior strong safety **Tedric Thompson** tied the school record for most interceptions in a season with seven. There were two other Buffaloes who picked off seven passes in a season, but it had been many, many years since that occurred. **Dick Anderson** in an All-American 1967 season was the first Buff ever to have seven interceptions in a season and in 1972, **Cullen Bryant** did so as well, also in an All-American year. Thompson's seven interceptions led the Pac-12 and were third-most of any FBS player (the .50 per game was fifth). Only Florida State's Tarvarus McFadden and West Virginia's Rasul Douglas have more than Thompson with eight. Thompson and teammate **Ahkello Witherspoon** tied for the national lead in passes defended (defined as pass breakups plus interceptions) with 23, or 1.64 per game (those are press box numbers, CU's coaching figures had Thompson with 25 and Witherspoon with 23 in the regular season and 26 and 24, respectively including the bowl).

**TRENDING ...**

Here's a look at the improvement that CU has made from the season prior to Mike MacIntyre's hiring at Colorado (2012) and the present in some rather unique categories (does not include the Alamo Bowl):

Category	2016	2015	2014	2013	2012	Category	2016	2015	2014	2013	2012
Snaps per TD/Offense	20.7	28.0	23.7	26.8	30.7	Average To Go/Third Down	6.3	7.1	6.5	7.1	7.5
Snaps per TD/Defense	33.7	22.0	15.1	16.8	12.3	Red Zone Offense	51-57	39-53	40-45	26-32	26-33
Opening Drive/Points Scored	49	24	24	17	14	Red Zone Defense	31-41	39-44	47-52	51-62	53-57
Opening Drive/Points Allowed	7	42	27	34	35	TD Drives 60+ Yards	38	25	35	24	23
Points per Drive/Offense	2.20	1.78	1.99	1.62	1.26	Opp. TD Drives 60+ Yards	12	28	38	35	43
Points per Drive/Defense	1.29	2.02	2.60	2.57	3.21	Opponent 20+ Plays	49	66	72	74	81
Average Gain/First Down	6.0	5.1	5.4	5.8	4.2	Touchdowns Allowed ( <i>offensive</i> )	27	43	56	55	67
Average Gain Allowed/First Down	5.1	5.7	6.8	6.5	8.0	Points Allowed	266	357	468	459	552





**RECORD 82 EARN LETTERS**

Colorado had a record **82** players earn letters in 2016, **42** offensive players, **35** defensive players and **5** specialists; the old high was 81 set last year. Historically, there are generally five ways a player can letter: play counts (scrimmage snaps plus special teams; essentially waived back in the 90s if they played in at least one game); possess a special skill—punter/kicker/special teams; be a true freshman (or JUCO) who gave up his redshirt year for the benefit of the team (unless injured and can get a medical hardship waiver); play fewer than the 100 plays but a pivotal role on scout teams, subbing for an injured player, or being lost for the season due to injury without a redshirt year available; and be a senior in good academic standing. The 2016 lettermen (27 seniors listed in **bold**; \*—includes three players who can earn a rare fifth-letter due to past in-season injuries):

*ADKINS II, Michael	4L	FALO, N.J.	2L	<b>HOWARD, Aaron</b>	3L	LEWIS, Drew	1L	SHAVER, Christian	3L
<b>AWINI, Jaleel</b>	2L	FIELDS, Shay	3L	HUCKINS, Jonathan	3L	LINDSAY, Phillip	3L	SUTTON, Colin	2L
<b>AWUZIE, Chidobe</b>	4L	FISHER, Nick	2L	HUNTLEY III, Johnny	1L	<b>LIUFAU, Sefo</b>	4L	<b>TALIANKO, Travis</b>	2L
<b>BAGBY, David</b>	1L	FRANKE, Jase	2L	*IRWIN, Jeromy	4L	LYNOTT, Tim Jr.	1L	TALLEY, Daniel	1L
BALE, J.T.	1L	FRAZIER, George	3L	<b>IRWIN, Sean</b>	4L	MacINTYRE, Jay	2L	<b>THOMPSON, Tedric</b>	4L
BERGNER, Andrew	2L	<b>GALLOWAY, Danny</b>	1L	JACKSON III, Leo	2L	MATHEWES, Michael	2L	TONZ, Brett	1L
BISHARAT, Beau	1L	GAMBOA, Rick	2L	JAN, Justin	1L	McCARTNEY, Derek	3L	TREGO, Kyle	1L
<b>BOATMAN, Brian</b>	2L	<b>GEHRKE, Jordan</b>	3L	JULMISSE, Anthony	1L	MIDDLEMISS, Dillon	1L	TUILOMA, Lyle	1L
BOBO, Bryce	3L	<b>GILBERT, Jimmie</b>	4L	<b>KAFUVALU, Samson</b>	4L	MOELLER, Ryan	3L	<b>TUGGLE, Joey</b>	3L
BOUNDS, Chris	1L	*GILLAM, Addison	4L	KAISER, Josh	2L	MONTEZ, Steven	1L	<b>TUPOU, Josh</b>	4L
<b>CALLAHAN, Shane</b>	3L	<b>GONZALEZ, Diego</b>	3L	KEENEY, Dylan	2L	OLIVER, Isaiah	2L	UMU, Frank	1L
<b>CARRELL, Jordan</b>	2L	GRAHAM, Chris	3L	<b>KELLEY, Alex</b>	4L	<b>OLUGBODE, Kenneth</b>	4L	WALKER, Lee	2L
COCHRANE, Xavier	1L	<b>GRUNDMAN, Sean</b>	1L	KINNEY, Alex	2L	ORBAN, Robert	2L	<b>WIEFELS, Sully</b>	2L
COLEMAN, Timothy Jr.	3L	HAIGLER, Aaron	1L	KOUGH, Gerrad	3L	PRICE, Davis	1L	<b>WITHERSPOON, Ahkello</b>	3L
COOPER, Lucas	1L	<b>HALL, Joseph</b>	2L	KRONSHAGE, Sam	3L	<b>RIPPY, Deaysean</b>	2L		
ENTO, Kabion	1L	HASSELBACH, Terran	2L	LAGUDA, Afolabi	2L	ROSS, Devin	3L		
EVANS, Kyle	2L	<b>HILL, Chris</b>	2L	LEE, Donovan	3L	<b>SEVERSON, Ryan</b>	4L		

## TALE OF THE TAPE / COLORADO – COLORADO STATE

Here's a comparative look ahead to the 2017 season opener on Friday, September 1 between **Colorado** and **Colorado State** (in Denver) in both general areas as well as several statistical categories to all games through the end of the 2016 season (NCAA/national rankings, if applicable, are in parenthesis):

 			 		
Category	Colorado	Colorado State	Category	Colorado	Colorado State
Overall Record .....	10-4	7-6	Third Down Conversion Offense .....	44.4 (29)	42.4 (47)
Streak .....	Lost 2	Lost 1	Third Down Conversion Defense .....	32.7 (14)	49.0 (123)
vs. AP Ranked Teams (at time of game) .....	2-3	0-1	Fourth Down Conversion Offense .....	42.1 (103)	56.5 (38)
Pac-12 / Mountain West Record .....	8-1	5-3	Fourth Down Conversion Defense .....	45.0 (45)	45.5 (38)
Alumni On NFL Rosters (as of Jan. 31) .....	9	8	Three & Outs on Defense .....	61 (17)	N/A (--)
Rushing Offense .....	182.6 (56)	217.8 (31)	Quarterback Sacks By .....	2.57 (30)	2.23 (53)
Average Per Rush .....	4.0	5.3	Quarterback Sacks Allowed .....	2.21 (77)	1.00 (8)
Passing Offense .....	254.5 (47)	244.7 (55)	Net Punting .....	34.36 (118)	40.64 (10)
Completion Percentage .....	61.6 (33)	60.4 (41)	Punt Returns .....	9.69 (38)	8.52 (53)
Average Per Attempt .....	7.6	8.8	Punt Return Yardage Defense .....	13.12 (118)	6.65 (49)
Passing Efficiency .....	135.5 (53)	157.0 (12)	Kickoff Returns .....	22.83 (32)	20.31 (76)
Total Offense .....	437.1 (47)	462.5 (30)	Kickoff Return Yardage Defense .....	25.81 (123)	19.63 (43)
Average Per Play .....	5.54	6.68	Penalties Per Game .....	5.43 (44)	6.08 (62)
Scoring Offense .....	31.1 (51)	35.3 (28)	Penalty Yards Per Game .....	47.2 (40)	54.2 (64)
Rushing Defense .....	148.9 (44)	214.0 (98)	Turnovers Gained .....	26 (18)	14 (104)
Average Per Rush .....	4.1	4.8	Turnovers Lost .....	20 (68)	15 (17)
Passing Defense .....	193.6 (20)	205.2 (32)	Turnover Margin .....	+0.43 (32)	-0.08 (73)
Completion Percentage .....	49.8	58.7	Interceptions .....	15 (22)	8 (93)
Average Per Attempt .....	5.7	8.5	Red Zone Scoring Percentage (Offense) ..	88.1 (29)	94.3 (1)
Pass Efficiency Defense .....	104.3 (5)	143.7 (107)	Red Zone Scoring Percentage (Defense) .	74.5 (12)	93.6 (125)
Total Defense .....	342.5 (19)	419.2 (69)	Time of Possession .....	30:50 (49)	29:18 (74)
Average Per Play .....	4.87	6.11	Strength of Record (ESPN) .....	11	N/A
Scoring Defense .....	21.7 (20)	30.4 (81)	Schedule Strength (USA Today/Sagarin) ...	20	77

## TRIFECTA OF DEFENSE

On October 8, Colorado left the southern California having allowed a season-high 548 yards of total offense to USC, but the next three games were a whole different story. The Buffaloes have allowed just **672** yards in the three games after the USC loss, which stood as the second lowest three-game total since 1967, where there were three different three-game spans under 700. Going back over the last 49 seasons, here are the best three-game defensive efforts in succession by the Buffs:

1992 <b>510</b>	Missouri (187), Oklahoma (307), Kansas State (16)	2007 <b>590</b>	Florida State (221), Miami-Ohio (139), Oklahoma (230)
1977 <b>593</b>	Kent State (137), New Mexico (175), Army (281)	1998 <b>649</b>	Fresno State (330), Utah State (141), Baylor (178)
1969 <b>597</b>	Penn State (229), Indiana (167), Iowa State (201)	2016 <b>672</b>	Arizona State (199), Stanford (263), UCLA (210)
1999 <b>628</b>	Oklahoma (317), Kansas State (197), Baylor (114)	1998 <b>673</b>	Colorado State (202), Fresno State (330), Utah State (141)
1967 <b>673</b>	Colorado State (202), Fresno State (330), Utah State (141)		

## OPENING DEPTH CHART NOTES

The Buffs released their season-opening depth chart on August 27, and it showed that the Buffaloes finally had more upperclassmen filling out the depth chart than at any other time in coach Mike MacIntyre's previous three seasons in Boulder. In the two-deep, including all players expected to see game action in the opener against Colorado State (22 scrimmage positions plus four special teams—P, PK, SN, H), there are 17 seniors – as compared to just nine a year ago. In the first game, CU started 19 upperclassmen (9 seniors, 10 juniors), along with two sophomores and one redshirt freshman.

► Last year, CU did not start a freshman, true or redshirt, in the season opener for the first time since **2005**; the Buffs had started at least one true freshman in each of the last four seasons prior to his year as well. Redshirt **Tim Lynott, Jr.**, opened at left guard for the Buffaloes this year and became the fifth player to start every game on the offensive line as a freshman.

## HERB ORVIS TRIBUTE

Colorado and the National Football Foundation honored **Herb Orvis** in the first quarter of the Arizona State game as he became the seventh CU player (and eighth associated with the school) to be inducted into the College Football Hall of Fame on December 6 in New York City. Orvis, a defensive end, played at CU from 1969-71; NFF CEO and CU grad **Steve Hatchell** and '93 Buffalo inductee **Dick Anderson** (class of '67) participated in the ceremony. Orvis wore his #88 CU jersey for the last time, as it will be sent with his helmet and the game ball from CU's win over Ohio State in '71 to the Hall of Fame.



## MACINTYRE GREETED FOLKS AT DIA IN DECEMBER

Coach **Mike MacIntyre** was the celebrity greeting travelers with a message at Denver International Airport starting at the top of December through New Year's. Recorded in late November, he read a script provided that said, "Welcome to Denver. This is the University of Colorado's head football coach Mike MacIntyre. It's been an extraordinary season getting CU football back to the top of the Pac-12. The rise real, now let's go get the bowl win. Go Buffs!" The message leads off with the familiar DIA jingle all hear when the trains pull into the main terminal. Other area sports celebrities that have voiced special messages have included **John Elway**, **Peyton Manning**, **Von Miller**, **Joe Sakic**, **Missy Franklin**, **Nolan Arenado** and **Kenneth Faried**.



## 100/300

The Buffaloes have historically done well when holding the opponent to under 100 yards rushing and under 300 yards total offense. Dating back to the start of the 1985 season, Colorado is **100-14-1** when the opponent fails to reach 100 yards on the ground, and **100-20-1** when the enemy is held under 300 yards overall. CU is **6-0** and **10-0** in each, respectively, in 51 games under Mike MacIntyre.

## RETURN YARDS HIGH

Often lost in all the conversation about total offense and defense are return yards — CU had **175** against UCLA in its 20-10 win, and they played a huge role, accounting for one touchdown via punt return and setting up CU's lone offensive score via an interception return. It was the most return yards by the Buffs since Oct. 26, 2002, when they had **183** in a 37-13 win over Texas Tech (125 interception, 44 punt, 14 fumble). It was just the third time since that 2002 game that the Buffs recorded over 100 returns yards in a game and the first time against an FBS/Division I-A opponent; CU had 135 against Eastern Washington in 2008 and 125 against Central Arkansas in 2013.

## DÉJÀ VU: STARTING TWINS

In 2015 and 2016, the Buffs were the only team in the country (FBS) who had twins that were both in the starting lineup: **Jeromy Irwin** (LT) and **Sean Irwin** (TE). Jeromy was lost for the bulk of 2015 with a knee injury in the second game of the year against Massachusetts. The duo had started three games in 2014 (the first two against CSU and Massachusetts and the finale against Utah). In 2016, they started three games together as well, but were essentially the season-long starters (CU often opened with a four receiver set). Several other teams had twins, and in a few cases, more than one set, but the Irwins were the only starting pair to start the season; they're technically not twins—they're two-thirds of a set of triplets (the other brother doesn't play football). Because of the injury, they were in different classes in 2016 and the Alamo Bowl was their last game together, unless they are reunited in the professional ranks.

## LONG TURNOVER STREAK COMES TO AN END

Colorado was one of only six schools in the nation to force at least one turnover in every game in 2015 (and the only Power 5 school to do so); the Buffs extended the streak to 25 games (all 13 in 2015 and the first 12 in 2016) before Washington went turnover-free in the Pac-12 Championship game. Colorado was 14-11 during the streak. Prior to this run, in which CU has forced **48** turnovers that have led to **122** points (**26** this year into **64**), the Buffs had just 11 turnovers in their previous 12 games and turned those into just 20 points. *The national record is believed to be held by the Buffaloes, 55 games from Sept. 28, 1974 through Sept. 15, 1979; the NCAA lists the mark at 67 games, but that's been incorrect.*

**WITHERSPOON KEPT TURNOVER STREAK ALIVE IN A BIG WAY** It took 59 minutes and 12 seconds to get it, but Colorado was able to extend its streak of consecutive games forcing a turnover to 17 on Sept. 24 thanks to **Ahkello Witherspoon's** interception in the final minute at Oregon; he preserved the win in the process as the Ducks had just lined up for a first-and-goal at the CU 7. For Witherspoon, it was his first interception of the season and third of his career (he had two picks in 2015, one of those coming against Oregon as well).

## FIRST QUARTER SUCCESS

The Buffaloes generally stormed out of the gate, leading after the first quarter in five games, tied in four others and trailing in three (at USC, at Stanford, versus Washington State—by a combined 17 points). CU scored the most first quarter points in its history with the fourth-highest average (no bowls):

### Colorado: All-Time First Quarter Scoring

Season	Games	1Q Points	Avg.	Season	Games	1Q Points	Avg.	Season	Games	1Q Points	Avg.	Season	Games	1Q Points	Avg.
2016	13	127	9.8	1995	11	111	10.1	1958	10	89	8.9	2003	12	86	7.2
1994	11	118	10.7	2001	13	107	8.2	1992	11	88	8.0	2007	11	82	7.5
1989	11	115	10.5	1988	11	92	8.4	2002	13	89	6.8	2004	12	78	6.5

## DRIVIN'

Colorado has **50** touchdown drives this season (regular season), totaling **3,344** yards (average length of **66.9** yards, including penalty yardage), **38** which have consumed less than three minutes, and **19** of those under two minutes. CU has gained 3,217 yards of offense on 356 plays on those drives, or **9.0** yards per play. Colorado has started 55 drives either inside (38) or at its own 20 (17) this season ... but the Buffaloes haven't been overly daunted by the task at hand, scoring 13 times when starting with that poor field position (79 points overall, 10 TDs). The opponent? Just three TD's for 20 points in 43 such drives.

## LIMITING THOSE TD's

Colorado allowed just **27** offensive touchdowns by the opponent this regular season; that is down from 43 last year and from 67 as recent as 2012. The opponent had scored **154** offensive TDs in Mike MacIntyre's first 37 games (or 4.2 per game, down to 2.1 in 2016). And it's gone relatively unnoticed, but CU has allowed only 12 rushing touchdowns — the fewest since 1996, when the foe scored 10. CU did not allow a rushing TD in seven of its last nine regular season games.



## ROCKY MOUNTAIN HISTORIC

For just the third time since the 1955 season, when Air Force began playing intercollegiate football, all five Division I teams along the Rocky Mountain **Front Range** had winning records for the regular season, and for the first time, all went to bowl games in the same year: Colorado (10-4, lost its bowl), Air Force (10-3, won its bowl) New Mexico (9-4, won its bowl), Wyoming (8-6, lost its bowl) and Colorado State (7-6, lost its bowl). Thus, in the end, it marked the third time all finished with winning records (the last time had been in 1996: CU and WYO 10-2; CSU 7-5; AFA and UNM 6-5, with the only other time is occurred was in 1958: AFA 9-0-2, WYO 8-3, UNM 7-3, CU and CSU 6-4. **Note:** *New Mexico State and UTEP are not considered on the Front Range.*

## OUT OF THE GATE(S)

Colorado was dominant in the opening drives of each half over the course of the regular season. In the first half, CU outscored the opponent **49-7** with edges of **37-12** in first downs and **610-175** in yards, along with forcing the opponent into six three-and-outs; in the second half, the Buffs have outpointed the foe **31-13** on the first possession, and own advantages of **23-18** in first downs and **529-375** in yards. Combined, CU has scored on **12** of the **26** opening half drives, and the opponent just four times (a first half touchdown by Washington, and a second-half TD by Michigan and field goals by Utah and Washington).

► In the bowl game, OSU outscored CU 3-0 and outgained the Buffs, 105-93 in the first quarter; in the third quarter, the Cowboys had edges of 14-0 and 166-29, which was most uncharacteristic of the CU defense right after halftime.

## OLIVER SNAPS 11-YEAR DROUGHT

**CB Isaiah Oliver's** 68-yard punt return for a touchdown in the fourth quarter in CU's 20-10 win over UCLA was the first punt return for a TD by a Buffalo since **WR Stephone Robinson** brought one back 81 yards against Kansas in Boulder on Oct. 22, 2005. In the game, Oliver returned five punts for 124 yards and was the first Buff to have over 100 yards in punt returns in a game since **WR Josh Smith** (4-108) against Eastern Washington on Sept. 6, 2008; it was the most yards since **WR Roman Hollowell** had 148 on six returns against Fresno State on Aug. 26, 2001. Oliver's 148 yards is the fourth-highest registered in the FBS this season as well as the most by a Pac-12 player, and it earned him the conference's special teams player of the week honor. The 68-yard return tied for the 29th longest in school history. CU's punt returns for touchdowns over the last 20 years (yards listed first):

<b>82</b>	Cedric Cormier vs. Colorado State in Denver, Sept. 5, 1998 (TD).	<b>69</b>	Roman Hollowell vs. Missouri in Boulder, Nov. 3, 2001 (TD).
<b>68</b>	Ben Kelly vs. Utah State in Boulder, Sept. 19, 1998 (TD).	<b>75</b>	Jeremy Bloom vs. Colorado State in Denver, Aug. 31, 2002 (TD).
<b>76</b>	Ben Kelly vs. Iowa State in Boulder, Nov. 14, 1998 (TD).	<b>80</b>	Jeremy Bloom vs. Oklahoma at Houston, Dec. 7, 2002 (TD).
<b>88</b>	Ben Kelly vs. Boston College at Tucson (Insight Bowl), Dec. 31, 1999 (TD).	<b>81</b>	Stephone Robinson vs. Kansas in Boulder, Oct. 22, 2005 (TD).
<b>66</b>	Roman Hollowell vs. Kansas at Lawrence, Oct. 21, 2000 (TD).	<b>68</b>	Isaiah Oliver vs. UCLA in Boulder, Nov. 3, 2016 (TD).
<b>77</b>	Roman Hollowell vs. Fresno State in Boulder, Aug. 26, 2001 (TD).		

## TALK ABOUT ATTENTION

At the UCLA game in Boulder on Nov. 3, there were 31 scouts in attendance from 20 NFL teams: Arizona, Baltimore, Buffalo, Carolina, Chicago, Cleveland, Dallas, Denver, Detroit, Indianapolis, Jacksonville, Kansas City, Miami, Minnesota, New Orleans, New York Giants, Philadelphia, Pittsburgh, Seattle and Tennessee.

## UNCOMMON

One of the team themes is to be "uncommon." CU won six straight conference games this season within the same year for the first time since opening 7-0 in the first year of the Big 12 in 1996. In the 1961, 1989 and 1990 seasons, CU also finished 7-0 on its way to Big 8 titles those years. The eight wins in league play are the most CU has ever won in a conference season.

## TOUCHDOWNS ON FIRST CAREER TOUCH

There are two players on the current CU roster that scored a touchdown on their first career touch (both on offense). **Jay MacIntyre** did it a redshirt frosh against Nicholls State a year ago, and in week two against Idaho State, **Kabion Ento** became the 14th known player to do in CU history. Not including those players whose first career interception were returned for scores (*see page 31*), here's a list of known players in CU history that scored a TD the first time they touched the football:

Player	Date	Opponent	Score	How	Player	Date	Opponent	Score	How
Lamar Meyer	Sept. 18, 1954	DRAKE	W 61-0	26 pass from Frank Bernardi	Craig Keenan	Sept. 25, 1982	WYOMING	L 10-24	1 yard run
Gerry Leahy	Sept. 25, 1954	COLORADO STATE	W 46-0	8 pass from Homer Scott	James Kidd	Sept. 11, 1993	BAYLOR	W 45-21	25 yard pass from Vance Joseph
Leon Mavity	Sept. 30, 1961	OKLAHOMA STATE	W 24-0	60 yard punt return	Jeremy Bloom	Aug. 31, 2002	Colorado State	L 14-19	75 yard punt return
Chuck Morris	Nov. 25, 1961	IOWA STATE	W 34-0	12 pass from Pat Young	DaVaughn Thornton	Nov. 6, 2010	at Kansas	L 45-52	12 yard pass from Cody Hawkins
Roger Wissmiller	Oct. 20, 1962	at Iowa State	L 19-57	2 pass from Frank Cesarek	Scott Fernandez	Nov. 10, 2012	at Arizona	L 31-56	71 yard pass from Connor Wood
Larry Ferguson	Sept. 15, 1973	at Louisiana State	L 6-17	37 yard run	<b>Jay MacIntyre</b>	<b>Sept. 26, 2015</b>	<b>NICHOLLS STATE</b>	<b>W 48-0</b>	<b>38 yard pass from Sefo Liufau</b>
Mike Kerin	Sept. 27, 1975	WICHITA STATE	W 52-0	32 yard pass from Jeff Austin	<b>Kabion Ento</b>	<b>Sept. 10, 2016</b>	<b>IDAHO STATE</b>	<b>W 56-7</b>	<b>69 yard pass from Steven Montez</b>

## O-LINE LEADS THE RUNNING GAME

In the regular season, CU's tailbacks combined for **385** attempts (230 by Phillip Lindsay, 84 by Kyle Evans, 28 by Donovan Lee, 15 by Beau Bisharat, 10 by Michael Adkins and 9 by Troy Lewis); they have gained **1,792** gross yards but have lost only **52** yards, thus have netted **1,740**. Of those 357 carries, the tailbacks have been stopped behind the line just 23 times (6.4 percent): Lindsay 13, Lee 4, Evans 3, Adkins 2, Bisharat 1. That is a credit to CU's offensive line and its play in 2016.

**Note:** Lindsay entered the season with just the sixth fewest yards lost rushing (34) in the nation for returning players with at least 200 attempts.

**100 QUADFECTA**

Four different Buffaloes had 100-yard receiving games this year for only the second time in CU history, and all were juniors: **Bryce Bobo, Shay Fields, Phillip Lindsay** and **Devin Ross**. In fact, CU had four straight games in mid-season with a 100-yard receiver. The only other year it happened was in 1984 when Loy Alexander, Ron Brown, Jon Embree and Ed Reinhardt all posted 100-yard receiving games. There have been five other seasons in program history where three different players had 100-yard games, the last of those being in 2015 with Fields, Ross and Nelson Spruce. A look at the '84 and '16 quadfectas:

2016						1984					
Player	Date	Opponent	No-Yards	Avg.	TD	Player	Date	Opponent	No-Yards	Avg.	TD
Devin Ross	Sept. 24	at Oregon	7-153	21.9	1	Ed Reinhardt	Sept. 8	MICHIGAN STATE	10-142	14.2	2
Shay Fields	Oct. 1	OREGON STATE	7-169	24.1	3	Jon Embree	Sept. 8	MICHIGAN STATE	7-112	16.0	0
Phillip Lindsay	Oct. 8	at Southern Cal	6-105	17.5	1	Jon Embree	Sept. 29	UCLA	8-145	18.1	1
Bryce Bobo	Oct. 15	ARIZONA STATE	6-110	18.3	0	Ron Brown	Oct. 13	IOWA STATE	5-158	31.6	2
Shay Fields	Nov. 12	at Arizona	6-108	18.0	3	Ron Brown	Oct. 27	at Oklahoma State	4-141	35.3	1
Devin Ross	Nov. 19	WASHINGTON STATE	8-121	15.1	0	Jon Embree	Nov. 3	KANSAS	8-133	16.6	0
Phillip Lindsay	Dec. 29	Oklahoma State (Alamo)	6-103	17.2	0	Loy Alexander	Nov. 3	KANSAS	7-118	16.9	1

**DID YOU KNOW** this about the Colorado Buffaloes receiving corps:

- ▶ This is the first team in CU history where five players (four receivers, one running back) recorded 30 or more receptions.
- ▶ **Phillip Lindsay** became the first running back to have two 100-yards in the same season ... as well as for a career.
- ▶ The only Pac-12 players to both throw and catch TD passes in the same game over the last two years are Bobo and Stanford's Kevin Hogan and Christian McCaffrey?

**AHEAD IN A BIG WAY**

For the last 10 seasons, the opponent has almost always had a distinct advantage in TSL (time spent in the lead), but CU has reversed that and then some this season. The Buffs led for **457** minutes and **20** seconds, or **59** percent of the time; opponents for just 24 percent and the score tied the other 17 percent. CU already led for more minutes this season than it had in all 11 previous years after just eight games (and when it held the edge over an entire season just twice: 2005 and 2010. A closer look (*bowl games not included*):

Season	Colorado	Tied	Opponent	Season	Colorado	Tied	Opponent	Season	Colorado	Tied	Opponent
2005.....	320:31	101:55	297:34	2009.....	110:29	165:18	444:13	2013.....	197:17	108:56	413:47
2006.....	269:22	123:11	327:27	2010.....	312:45	113:54	293:21	2014.....	261:22	83:52	374:46
2007.....	280:56	130:11	308:53	2011.....	191:12	78:44	510:04	2015.....	192:47	158:14	428:59
2008.....	191:24	119:07	409:29	2012.....	77:38	112:18	530:04	<b>2016.....</b>	<b>457:20</b>	<b>133:33</b>	<b>189:07</b>

Season Colorado Tied Opponent

**FINALLY AN EXPERIENCED UNIT**

The returning players on the '16 CU roster played in **1,072** games in their combined careers heading into the season—the most since the 2005 team (1,080); they also started **412** games, the most-ever in school history, besting the 333 by the '79 team (the 2015 Buffs were next with 327, followed by 326 in '01). Sixty-one players on the roster had appeared in at least one game (24 in 20 or more), with nine making at least 20 starts and 17 making 10. And for the first time in recent memory, almost half of the CU roster are upperclassmen: there are 116 players on the overall roster, 56 of which are juniors (33) and seniors (23); and of those 116, there are 109 that coach Mike MacIntyre and his staff have brought in (four recruiting classes, transfers and walk-ons).

**A FIRST WE ARE SURE OF ... BY JULMISSE**

**CB Anthony Julmisse** became the first Buffalo since CB Greg Henderson's junior season in 2013 to record a take-away in each of the first two games of the year. Julmisse, a true freshman from Plantation, Fla., (pronounced joel-meese) recovered a fumble in the opener against CSU and then had his first career interception last week against Idaho State. Henderson's open to the 2013 season was quite impressive, as he returned a fumble 53 yards for a touchdown in the opener against Colorado State and came back the next week with a 46-yard fumble recovery for a touchdown in a win over Central Arkansas. Henderson would then go on to have a pick in the third game of the 2013 season against Oregon State and two more interceptions in week four against Oregon. That was a total of five takeaways that Henderson was responsible for in the first four weeks of the 2013 season.

**THOMPSON: HEY, I'M BACK HERE TOO!**

When it comes to the Buff secondary, **CB Chidobe Awuzie** gets the lion's share of attention. But right next to him is a force in his own right, **SS Tedric Thompson**. He had seven interceptions this year and 13 for his career (several of which have been of the acrobatic variety), and became the 13th Buffalo to record 10 or more interceptions in a career. He's the first to do so since **CB Terrence Wheatley**, who had 14 interceptions in his career (2003-07).

**200 CLUB:** Thompson became the 71st player to record 200 tackles in a CU career; he finished his career with **246** (38th all-time) and became the fourth current Buff to have 200-plus, as he joined Kenneth Olugbode (299, 16th) Awuzie (273, 22nd) and Addison Gillam (270, 24th).

**FOND FAREWELL:** He had one of the best defensive "farewell games" in Folsom history in CU's 27-22 Pac-12 South Division-clinching win over Utah. He had four tackles (all solo, one for a loss), two interceptions, four passes broken up, three third down stops and a fourth down stop. His interception at the end of the first half extended CU's nation-best streak to forcing at least one turnover to 25 straight games at the time. His fourth quarter pick gave him seven on the season, tying him for the single-season best in CU history (matching Dick Anderson in 1967, Cullen Bryant in 1972). He has tied Tim James (1987-90) for fifth place all-time with 13 career interceptions.

## 2016 GAME RECOGNITIONS

Here is the list of those players who carried Colorado's symbolic artifacts when they took the field prior to each game; the sledgehammer is awarded for the toughest legal hit in the previous game (or in camp):

Opponent	Toolbox	Sledgehammer	Colorado Flag	United States Flag
Colorado State	OLB Derek McCartney	ILB Ryan Severson	OLB Terran Hasselbach	TB Kyle Evans
Idaho State	TE Chris Hill	DT Jordan Carrell	TE Brian Boatman	DE Aaron Howard
Michigan	DB Lucas Cooper	ILB Drew Lewis	OG Tim Lynott, Jr.	OG Gerrad Kough
Oregon	OL Sully Wiefels	CB Chidobe Awuzie	FS Ryan Moeller	OL Josh Kaiser
Oregon State	DT Jase Franke	ILB Rick Gamboa	OG Shane Callahan	WR Shay Fields, Jr.
Southern California	OG Shane Callahan	OLB N.J. Falo	DE Aaron Howard	WR Bryce Bobo
Arizona State	OT Sam Kronshage	SS Tedric Thompson	DL Frank Umu	DL Leo Jackson III
Stanford	TE Dylan Keeney	ILB Addison Gillam	WR Jay MacIntyre	CB Chidobe Awuzie
UCLA	OG Shane Callahan	TE Sean Irwin	OT Dillon Middlemiss	DT Jordan Carrell
Arizona	CB Andrew Bergner	TE Sean Irwin	WR Jaleel Awini	TE Dylan Keeney
Washington State	OL Sully Wiefels	WR Johnny Huntley	DE Timothy Coleman	DT Leo Jackson III
Utah	OT Jeromy Irwin	OG Tim Lynott, Jr.	DL Frank Umu	C Alex Kelley
Washington	TE Sean Irwin	TE George Frazier	OG Tim Lynott, Jr.	TB Donovan Lee
Oklahoma State	DE Samson Kafovalu	TE Sean Irwin	OG Shane Callahan	DE Jimmie Gilbert

## INSIDE-THE-20

(FACT: CU invented charting the red zone in 1981; as in the NFL, the 20 is not in the red zone in its stats)

The Buffs enjoyed one of their best seasons both offensively and defensively in Scoring Percentage Inside-the-20. Under Mike MacIntyre, Colorado is **155-of-187** in the "Red Zone" (82.9 percent, 104 touchdowns), and in 2013-14, had the best two-year scoring percentage since 1994-95 (86.7, 91-of-105, 73 TDs). The Buffs struggled a bit in 2015, going 38-of-53, but were solid for the most part in **2016**, going **51-of-57** (89.5; 35 TDs, 11 FGs), including 8-of-8 versus Colorado State, 5-of-5 at Oregon and versus Washington State and 4-of-4 at Arizona. Defensively, CU is posted its best defensive RZ numbers since 2009 (73.1, 30-of-41 in 2009). Here's a look at CU's best Red Zone performances

in its history on both offense and defense (*bowl games not included*):

## OFFENSE (minimum 30 penetrations of the 20)

Season	Scores	(TD, FG)	Pct.
1985	29-of-32	(22, 7)	90.6
1994	48-of-53	(40, 8)	90.6
1997	35-of-39	(25, 10)	89.7
<b>2016</b>	<b>51-of-57</b>	<b>(37, 14)</b>	<b>89.5</b>
2014	40-of-45	(29, 11)	88.9
1988	37-of-42	(30, 7)	88.1
1989	50-of-57	(42, 8)	87.7
1969	29-of-34	(22, 7)	85.3
2003	32-of-38	(28, 4)	84.2
1993	40-of-48	(28, 12)	83.3
1995	43-of-52	(33, 10)	82.7

## DEFENSE (minimum 30 penetrations of the 20)

Season	Scores	(TD, FG)	Pct.
1991	18-of-32	(13, 5)	56.3
1985	21-of-34	(15, 6)	61.8
1977	20-of-32	(16, 4)	62.5
1971	24-of-38	(21, 3)	63.2
1969	23-of-35	(17, 6)	65.7
1978	23-of-35	(18, 5)	65.7
1959	20-of-30	(19, 1)	66.7
1968	28-of-42	(23, 5)	66.7
1988	21-of-31	(12, 9)	67.7
1970	25-of-36	(17, 8)	69.4
<b>2016</b>	<b>31-of-41</b>	<b>(22, 9)</b>	<b>75.6</b>

## HISTORIC OFFENSE BID FALLS SHORT

For a time it looked as if Colorado would have a historic offense, until tailing off a bit toward the end of the season. Still, the 446.3 yards is the sixth-highest in school history. The Buffs did tie the school-best with 500 yards in six games this season, tying the season mark set in 1994 when the Buffaloes set the school mark for the most total offense with 495.3 per game. Here is a look at CU's best seasons on offense and where those stood up compared to the 2016 Buffaloes (bowl games not included):

## CU Total Offense (Best Years)

Year	G	Yards	Avg/G	500+
1994	11	5,448	<b>495.3</b>	6
1995	11	5,353	<b>486.6</b>	5
1989	11	5,201	<b>472.8</b>	4
1993	11	5,175	<b>470.5</b>	5
Year	G	Yards	Avg/G	500+
1996	11	4,973	<b>452.1</b>	4
<b>2016</b>	<b>13</b>	<b>5,802</b>	<b>446.3</b>	<b>6</b>
2014	12	5,270	<b>439.2</b>	3
2001	12	5,213	<b>434.4</b>	4
Year	G	Yards	Avg/G	500+
1990	12	5,177	<b>431.4</b>	1
1999	11	4,674	<b>424.9</b>	4

## CHASING 1994

With Colorado gaining over 500 yards in six games and averaging **446.3** yards per game, the Buffs were for a time challenging the school's previous best of 495.3 yards of total offense for a single season. That '94 offense featured the likes of the late **TB Rashaan Salaam**, **QB Kordell Stewart** and **WR Michael Westbrook**, among others, as all 11 starters from that team eventually went on to play in the National Football League.

## BALL SECURITY UNDER MAC

The Buffaloes had 20 fumbles in 2015, a high in the MacIntyre Era, but still a relatively low number for 13 games, especially considering seven were by quarterbacks while being sacked and three others came on bad center snaps (and two others came on the Arizona game's final play when CU tried laterally the ball several times); that number is back down to 12 this season. In **51** games under Mike MacIntyre, CU has not had any fumbles in **19** games, has not lost a fumble in **23** of those 51 and just one in **18** other games (meaning more than one only 14 times); that's just **68** total fumbles. In the four seasons, the tailbacks have been exceptionally good: they total just **15** fumbles in **1,472** attempts, or one every **98.1** carries (they didn't have a fumble among them in Mac's first year until the ninth game of the year—254 attempts). Career counts: **Michael Adkins II** has just two in 263 touches (236 rushes); **Phillip Lindsay** nine in 592 (463 rushes; but two of those fumbles were on kickoff returns as a freshman); and **Kyle Evans** one in 106 (99 rushes).

➤ In four seasons under MacIntyre, the Buffs have just the **68** fumbles in **4,642** touches, or one for every **68.3** plays (this year including the bowl: 22 in 1,333 touches: 1,106 offensive plays (includes two 2-pt plays), 153 special team snaps, 74 returns. And of those **68** fumbles, the Buffs have lost just **33**.

**30 FOR 30**

Colorado is **14-6** under head coach Mike MacIntyre in games where it scores 30 or more points, including **7-0** in 2016 (5-23 and 3-4, respectively when held to under 30). The Buffs scored 427 points this season, their fourth-most in a season, with the 32.8 scoring average the fifth-highest ever. The last season in which the Buffs had averaged over 30 points per game was in 2001 when CU put up 396 total points, or 33.0 per game. The school record for points in a regular season remains the 452 scored by the 1989 Buffalo team was undefeated before losing to Notre Dame in the Orange Bowl (as is the 458 total including bowl games). CU's all-time top scoring teams since World War II (minimum 30.0 per game; includes bowls):

Year	Points	Avg/G	W-L	Year	Points	Avg/G	W-L	Year	Points	Avg/G	W-L
1989	458	38.2	11-1	2016	435	31.1	10-4	1990	399	30.7	11-1-1
1995	444	37.0	10-2	1999	405	33.8	7-5	2001	412	31.7	10-3
1994	439	36.6	11-1	1971	370	30.8	10-2				

**TYING A STRANGE LOW**

**OLB Jimmie Gilbert** led the Buffs with five tackles (three solo) in the 56-7 win over Idaho State ... that matched the lowest number of tackles that has ever led the Buffaloes in a game (**CB Lorenzo Sims** had five, all solo, in a 44-10 win at Iowa State on Nov. 15, 2003). Thirty different players played anywhere from six to 30 snaps on defense in the game, easily the most in recent history.

**HOPE THIS ISN'T A JINX ... OOPS**

Colorado placekickers made **156** straight extra-point kicks dating back to late in the 2011 season ... until Oregon blocked CU's second try in the Buffs' 41-38 win on Sept. 24. **Will Oliver** made the last 102 of his career (2011-14); **Diego Gonzalez** made all **51** of his career PAT boots until being lost for the season with a torn Achilles) and **Chris Graham** made good on his first three tries before suffering the block.

**HARASSING THE QUARTERBACK**

Colorado had season-highs of five quarterback sacks and nine hurries in the 40-16 win over Arizona State, and on the season, had 36 and 79, respectively. CU's sack attack has been led by **OLB Jimmie Gilbert** (10½), **DE Jordan Carrell** (5½), **CB Chidobe Awuzie** and **ILB Addison Gillam** (each with 4), **DE Samson Kafovalu** (2½) and four others with two (Gilbert has the most sacks by a CU player since Abraham Wright had 11½ in 2006). The Buffaloes have set a single-season best in the MacIntyre Era with the **36** sacks, as his first team had 18 in 2013, 22 in 2014 and 28 last year.

► Thus, the opponent called 475 pass plays, and has been sacked or hurried on 115 of those, or 24.2 percent of the time (with 15 interceptions as well).

**GILBERT ON A ROLL**

Senior **OLB Jimmie Gilbert** had at least a half-sack in nine games this season, with his 10½ on the year leading the team, ranking third in the Pac-12 and 11th in the NCAA (both have him for 10, but the CU coaches split one of those sacks). With 20 career sacks, he tied for sixth all-time at Colorado, with his 156 yards in losses also being the sixth-most. He was second in the nation in forced fumbles with a total of six, and one point forced one in three straight games; he is one of only five Buffs in school history to force five or more fumbles in a season (and one of just three to cause six). *Does not include the Alamo Bowl where he had half a sack.*

► **MOST FORCED FUMBLES/SEASON (CU):** Jashon Sykes 7 (1999), Barry Remington 6 (1985), **Jimmie Gilbert 6 (2016)**, Mickey Pruitt 5 (1986), Chidera Uzo-Diribe 5 (2013).

► **FBS FORCED FUMBLE LEADERS:** Harold Landry, Boston College 7; **Jimmie Gilbert, CU 6**; Devin Chappell, Oregon State 6; six players with 5.

Gilbert and Utah's Hunter Dimick tied for the most games this season recording a sack (9) in the Pac-12; the conference's regular season leaders:

<b>Jimmie Gilbert, Colorado</b>		<b>Hunter Dimick, Utah</b>		<b>Takkarist McKinley, UCLA</b>		<b>Koron Crump, Arizona St.</b>		<b>Harrison Phillips, Stanford</b>	
Opponent	Sacks	Opponent	Sacks	Opponent	Sacks	Opponent	Sacks	Opponent	Sacks
Colorado State	1.0	Southern Utah	1.0	Texas A&M	0	Northern Arizona	0	Kansas State	1.0
Idaho State	0	BYU	1.0	UNLV	0	Texas Tech	1.0	USC	0
Michigan	½	SJSU	2.0	BYU	1.0	UTSA	0	UCLA	1
Oregon	½	USC	1.0	Stanford	1.0	Cal	2.0	Washington	0
Oregon State	2.0	Cal	0	Arizona	1.0	USC	0	Washington State	1
USC	0	Arizona	0	Arizona State	0	UCLA	2.0	Notre Dame	1
Arizona State	2.0	Oregon State	0	Washington State	1.0	Colorado	0	Colorado	½
Stanford	½	UCLA	1.0	Utah	3.0	Washington State	3.0	Arizona	½
UCLA	0	Washington	1.0	Colorado	2.0	Oregon	1.0	Oregon State	0
Arizona	2.0	Arizona State	5.0	Oregon	1.0	Utah	0	Oregon	2.0
Washington State	1.0	Oregon	2.0	USC	0	Washington	0	Cal	0
Utah	0	Colorado	0.5	Cal	0	Arizona	0	Rice	0
Washington	1.0								
<b>Games w/ Sack</b>	<b>9-of-13</b>	<b>Games w/ Sack</b>	<b>9-of-12</b>	<b>Games w/ Sack</b>	<b>7-of-12</b>	<b>Games w/ Sack</b>	<b>5-of-12</b>	<b>Games w/ Sack</b>	<b>7-of-12</b>

**SEASON OPENER REVIEW**

Statistically speaking, Colorado had one of its best season-opening games in school history on Sept. 2 against Colorado State. CU's 578 yards of total offense in the contest were the most in a season opener since 1994, when that Buff team (which went 11-1 and finished the year ranked No. 4 in the coaches poll) put up 649 yards of offense in a 48-13 win over Northeast Louisiana. That 1994 season-opening total is the highest yardage gained for any game to begin a season in Buffalo history, but the 578 yards vs. CSU last Friday comes in at No. 2. It was also just the eighth time since 1946 that Colorado has gained more than 500 yards of offense in the season opener.

What was equally impressive was the Buff defense allowing just 225 yards of total offense. CU outgained CSU by 353 yards on the night, which is the second most it has out-gained an opponent in a season-opener in program history (trailing the 1994 opener when CU outgained Northeast Louisiana by 394 yards). Here are the largest margins of victory in a CU season opener in history (not including contests against local high schools at the turn of last century):



## RECORDS WATCH

The annual listing of those records that have been broken or tied over the course of the 2016 season and those within reach (not including Sefo Liufau's, which are listed separate on the following page; a reminder, CU's does NOT include bowl games in its records):

## INDIVIDUAL RECORDS (21)

<b>Most Games Played By A Defensive Player, Career</b> —50, Jimmie Gilbert, DE/OLB, 2013-16 <i>Old Record: 49, by Will Pericak, DT/DE, 2009-12; by Chidera Uzo-Diribe, DE, 2010-13; by Derrick Webb, ILB, 2010-13.</i>	RECORD
<b>Most Snaps From Scrimmage By An Offensive Player/Freshman</b> —940, Tim Lynott, Jr., in 2016 <i>Old Record: unknown (likely in mid-800s)</i>	RECORD
<b>Most Rushing Yards By A Quarterback, First Career Start</b> —135, Steven Montez vs. Oregon at Eugene, Sept. 24, 2016 <i>Record: 14, Koy Detmer vs. Colorado State at Fort Collins, Sept. 7, 1996.</i>	RECORD
<b>Most Consecutive Completions, Game</b> —14, Steven Montez vs. Oregon at Eugene, Sept. 24, 2016 <i>Record: 14, Koy Detmer vs. Colorado State at Fort Collins, Sept. 7, 1996.</i>	TIED RECORD
<b>Most Passing Yards Gained By Class/Game, Freshman Redshirt</b> —333, Steven Montez vs. Oregon at Eugene, Sept. 24, 2016 <i>Record: 306, Cody Hawkins vs. Florida State in Boulder, Sept. 15, 2007.</i>	RECORD
<b>Most Players With 1,000-Yards Passing, Season</b> —Sefo Liufau (2,171) and Steven Montez (1,017) <i>Record: 2, on six previous occasions: Last: Sefo Liufau (1,779) and Connor Wood (1,103), 2013.</i>	TIED RECORD
<b>Most 300-Yard Passing/100-Yard Rushing Games, Season</b> —1, Steven Montez vs. Oregon at Eugene, Sept. 24, 2016; Sefo Liufau vs. Washington State in Boulder, Nov. 19, 2016	RECORD
<b>Most 300-Yard Passing/100-Yard Rushing Games, Career</b> —1, Steven Montez vs. Oregon at Eugene, Sept. 24, 2016; Sefo Liufau vs. Washington State in Boulder, Nov. 19, 2016	RECORD
<b>Most Touchdown Passes By Class/Game, Freshman (Redshirt)</b> —3, Steven Montez vs. Oregon at Eugene, Sept. 24, 2016 and Steven Montez vs. Oregon State in Boulder, Oct. 1, 2016. <i>Old Record: 2, on several occasions.</i>	RECORD
<b>Most Receptions By A Running Back, Game</b> —11, Phillip Lindsay vs. UCLA in Boulder, Nov. 3, 2016 (for 76 yards) <i>Old Record: 9, Lawrence Vickers vs. Oklahoma State in Boulder, Oct. 9, 2004 (for 96 yards).</i>	RECORD
<b>Most Receptions By A Running Back, Season</b> —47, Phillip Lindsay, 2016 (for 390 yards) <i>Old Record: 45, Rodney Stewart, 2011 (for 571 yards).</i>	RECORD
<b>Most Touchdowns Receiving, Quarter</b> —2, Shay Fields vs. Oregon State in Boulder, Oct. 1, 2016 <i>Record: 2, on several occasions. Last: Bryce Bobo vs. UCLA, Oct. 25, 2014 (fourth).</i>	TIED RECORD
<b>Most Touchdowns Receiving, Half</b> —3, Shay Fields vs. Oregon State in Boulder, Oct. 1, 2016 <i>Record: 2, on several occasions. Last: Bryce Bobo vs. UCLA, Oct. 25, 2014 (second).</i>	RECORD
<b>Most Touchdowns Receiving, Game</b> —3, Shay Fields vs. Oregon State in Boulder, Oct. 1, 2016 <i>Record: 3, Richard Johnson vs. Kansas in Boulder, Nov. 13, 1982; Rae Carruth vs. Iowa State in Boulder, Nov. 3, 1996; Nelson Spruce vs. California at Berkeley, Sept. 27, 2014.</i>	TIED RECORD
<b>Most Touchdowns Receiving, Game/Junior</b> —3, Shay Fields vs. Oregon State in Boulder, Oct. 1, 2016 <i>Record: Nelson Spruce vs. California at Berkeley, Sept. 27, 2014.</i>	TIED RECORD
<b>Most Quarterback Sacks By A Defensive Back/Career</b> —9, Chidobe Awuzie, 2013-16 <i>Old Record: 6½, Michael Lewis, 1998-2001.</i>	RECORD
<b>Longest Field Goal Made/Freshman</b> —54, Davis Price vs. Oregon State in Boulder, Oct. 1, 2016 <i>Old Record: 52, Will Oliver vs. California in Boulder, Sept. 11, 2011.</i>	RECORD
<b>Longest Field Goal Made/First Make of Career</b> —54, Davis Price vs. Oregon State in Boulder, Oct. 1, 2016 <i>Old Record: 53, on two previous occasions.</i>	RECORD
<b>Most Interceptions, Season</b> —7, Tedric Thompson, in 2016 <i>Record: 7, Dick Anderson in 1967; Cullen Bryant in 1972</i>	TIED RECORD
<b>Most Interceptions, Season/Senior</b> —7, Tedric Thompson, in 2016 <i>Record: 7, Dick Anderson in 1967; Cullen Bryant in 1972</i>	TIED RECORD
<b>Most First Down Stops, Season</b> —22, Jimmie Gilbert, 2016 <i>Old Record: 19, Jordon Dizon, 2007.</i>	RECORD

## TEAM RECORDS (10)

<b>Most Total Plays, Season</b> —1,037, in 2016 (for 5,802 yards). <i>Old Record: 996 (for 5,270 yards), in 2014.</i>	RECORD
<b>Most Yards Gained, Season</b> —5,802, in 2016 (1,037 plays); <i>Old Record: 5,448 in 1994 (773 plays).</i>	RECORD
<b>Most First Downs, Season</b> —310, in 2016; <i>Old Record: 296, in 2014.</i>	RECORD
<b>Most 500-Yard Total Offense Games, Season</b> —6, in 2016 <i>Record: 6, in 1994.</i>	TIED RECORD
<b>Most Passes Thrown Before First Opponent Interception/Season</b> —119, in 2016 <i>Old Record: 105, in 2000.</i>	RECORD
<b>Most Points Scored, Second Quarter</b> —35, vs. Idaho State in Boulder, Sept. 10, 2016 <i>Record: 35, vs. NE Louisiana in Boulder, Sept. 16, 1995.</i>	TIED RECORD
<b>Most Points Scored, First Half</b> —49, vs. Idaho State in Boulder, Sept. 10, 2016 <i>Record: 49, vs. NE Louisiana in Boulder, Sept. 16, 1995.</i>	TIED RECORD
<b>Largest Lead At Halftime</b> —49 (49-0), vs. Idaho State in Boulder, Sept. 10, 2016 <i>Old Record: 42 (49-7), vs. NE Louisiana in Boulder, Sept. 16, 1995.</i>	RECORD
<b>Most Consecutive PAT Kicks Made</b> —156, Nov. 25, 2011-Sept. 24, 2016 <i>Old Record: 111, Nov. 5, 1988-Sept. 7, 1991.</i>	RECORD
<b>Fewest Penalties, Game</b> —0, vs. Utah in Boulder, Nov. 26, 2016 <i>Record: on four previous occasions, last: Nov. 4, 2006 vs. Texas Tech in Boulder.</i>	TIED RECORD

## KELLEY MAKES HISTORY

When **C Alex Kelley** recovered a fumble that opened the scoring in CU's season opening 44-7 win over Colorado State on Sept. 2, he became the first offensive lineman in school history to score Colorado's first points of any season — 127 of them. In the process, he also became the first O-lineman to score a touchdown since **OG Heath Irwin** recovered a fumble in a 44-21 loss to Nebraska in Boulder on Oct. 28, 2005.

## LIUFAU'S RECORDS ASSAULT

**QB Sefo Liufau** set or tied **99** school records during his four years at Colorado. The list (\*—denotes tied record; #—includes bowl):

**PASSING (64)**

**Highest Pass Efficiency Rating, Game** (*min. 50 attempts*)—157.2, Sefo Liufau vs. California at Berkeley, Sept. 27, 2014 (46-of-67, 455 yards, 7 td, 1 int)  
**Highest Pass Efficiency Rating by Class/Season, Freshman** (*min. 150 attempts*)—128.3, Sefo Liufau, 2013 (149-of-251, 1779 yards, 12 td)  
**Most Passing Attempts, Game**—67, Sefo Liufau vs. California at Berkeley, Sept. 27, 2014 (46 completions).  
**Most Passing Attempts, Season**—498, Sefo Liufau, 2014 (325 completions).  
**Most Passing Attempts, Career**—1,383, Sefo Liufau, 2013-16 (870 completions).  
**Most Attempts Without An Interception At Start of Season**—139, Sefo Liufau, 2016  
**Most Consecutive Attempts Without An Interception**—152, Sefo Liufau (nine games, Nov. 13, 2015 to Nov. 3, 2016).  
**Most Attempts Without A Touchdown Pass, Game**—57, Sefo Liufau, vs. UCLA at Pasadena, Oct. 31, 2015.  
**Most Passing Attempts by Class/Season, True Freshman**—251, Sefo Liufau, 2013 (149 completions).  
**Most Passing Attempts by Class/Season, Sophomore**—498, Sefo Liufau, 2014 (325 completions).  
**Most Passing Attempts by Class/Season, Junior**—344, Sefo Liufau, 2015 (214 completions).  
**Most Passing Attempts by Class/Game, Sophomore**—67, Sefo Liufau vs. California at Berkeley, Sept. 27, 2014 (46 completions).  
**Most Pass Completions, Game**—46, Sefo Liufau vs. California at Berkeley, Sept. 27, 2014 (67 attempts).  
**Most Pass Completions, Season**—325, Sefo Liufau, 2014 (498 attempts).  
**Most Pass Completions, Career**—870, Sefo Liufau, 2013-16 (1,383 attempts).  
**Most Pass Completions/Duo, Game**—19, Sefo Liufau to Nelson Spruce vs. California at Berkeley, Sept. 27, 2014.  
**Most Pass Completions/Duo, Season**—107, Sefo Liufau & Nelson Spruce, 2014 (*Liufau-to-Spruce 105; Spruce-to-Liufau 2*).  
**Most Pass Completions/Duo, Career**—217, Sefo Liufau & Nelson Spruce, 2013-15 (*Liufau-to-Spruce 213; Spruce-to-Liufau 4*).  
**Most Pass Completions by Class/Season, True Freshman**—149, Sefo Liufau, 2013 (251 attempts).  
**Most Pass Completions by Class/Season, Sophomore**—325, Sefo Liufau, 2014 (498 attempts).  
**Most Pass Completions by Class/Season, Junior**—214, Sefo Liufau, 2015 (344 attempts).  
**Most Pass Completions by Class/Game, Sophomore**—46, Sefo Liufau vs. California at Berkeley, Sept. 27, 2014 (67 attempts).  
**Most Pass Completions by Class/Game, Junior**—37, Sefo Liufau, vs. UCLA at Pasadena, Oct. 31, 2015 (57 attempts).  
**Average Pass Completions Per Game, Season**—27.1 (325 in 12 games), Sefo Liufau, 2014.  
**Average Pass Completions Per Game, Career**—20.7 (870 in 42 games), Sefo Liufau, 2013-16.  
**Highest Pass Completion Percentage, Season** (*minimum 250 att.*)—65.3 (325 of 498), Sefo Liufau, 2014.  
**Highest Completion Percentage, Career**—62.9, Sefo Liufau, 2013-16.  
**Most Passing Yards Gained, Season**—3,200, Sefo Liufau, 2014.  
**Most Passing Yards Gained, Career**—9,568, Sefo Liufau, 2013-16.  
**Most Passing Yards Gained by Class/Season, True Freshman**—1,779, Sefo Liufau, 2013.  
**Most Passing Yards Gained by Class/Season, Sophomore**—3,200, Sefo Liufau, 2014.  
**Most Passing Yards Gained by Class/Season, Junior**—2,418, Sefo Liufau, 2015.  
**Most Passing Yards Gained by Class/Game, Sophomore**—455, Sefo Liufau vs. California at Berkeley, Sept. 27, 2014.  
**Average Yards Gained Per Game, Career** (*minimum 30 games*)—227.8 (9,568 in 42 games), Sefo Liufau, 2013-16.  
**\*Most 70-Yard Completions, Career**—6, Sefo Liufau, 2013-16.  
**Most 200-Yard Passing Games, Career**—28, Sefo Liufau, 2013-16.  
**Most 200-Yard Passing Games, Consecutive**—7, Sefo Liufau, Nov. 30, 2013-Oct. 4, 2014.  
**Most 200-Yard Passing Games, Season**—10, Sefo Liufau, 2014.  
**Most 300-Yard Passing Games, Season**—5, Sefo Liufau, 2014.  
**Most 300-Yard Passing Games, Career**—11, Sefo Liufau, 2013-16.  
**\*Most Players With 1,000-Yards Passing, Season**—2, Sefo Liufau (1,779) and Connor Wood (1,103), 2013; Sefo Liufau (2,171) and Steven Montez (1,017), 2016.  
**\*Most 2,000-Yard Passing Seasons, Career**—3, Sefo Liufau (2014-16), Kordell Stewart (1992-94) and Joel Klatt (2003-05).  
**\*Most 3,000-Yard Passing Seasons, Career**—1, Sefo Liufau, 2014.  
**Most Yards Gained Against One Opponent**—1,101, Sefo Liufau vs. Arizona State (169 in 2013, 278 in 2014, 389 in 2015; 265 in 2016)  
**\*Most Touchdown Passes, Quarter**—3, Sefo Liufau vs. California at Berkeley, Sept. 27, 2014 (first).  
**Most Touchdown Passes, Game**—7, Sefo Liufau vs. California at Berkeley, Sept. 27, 2014.  
**Most Touchdown Passes, Season**—28, Sefo Liufau, 2014.  
**\*Most Touchdown Passes, Career (60); Record:** 60, Sefo Liufau, 2013-16; Cody Hawkins, 2007-10.  
**Touchdown Passes by Class/Season, True Freshman**—12, Sefo Liufau, 2013.  
**Touchdown Passes by Class/Season, Sophomore**—28, Sefo Liufau, 2014.  
**\*Touchdown Passes by Class/Game, True Freshman**—3, Sefo Liufau vs. California in Boulder, Nov. 16, 2013.  
**Touchdown Passes by Class/Game, Sophomore**—7, Sefo Liufau vs. California at

Berkeley, Sept. 27, 2014.  
**Highest Average Gain Per TD Pass (Minimum 50)**—27.2, Sefo Liufau, 2013-16 (60 TD passes, 1,634 yards).  
**Most Consecutive Games Throwing A Touchdown Pass, Overall**—20, Sefo Liufau, Oct. 12, 2013 to Nov. 29, 2014.  
**Most Consecutive Games Throwing A Touchdown Pass, Season**—12, Sefo Liufau, Aug. 29, 2014 to Nov. 29, 2014.  
**Most Consecutive Games Throwing A Touchdown Pass, At Start of Career**—20, Sefo Liufau, Oct. 12, 2013 to Nov. 29, 2014.  
**Most Consecutive Games Throwing Multiple Touchdown Passes**—12, Sefo Liufau, Nov. 16, 2013 to Nov. 1, 2014  
**Most Touchdown Passes/Duo, Season**—13, Sefo Liufau to Nelson Spruce, 2014 (includes one from Spruce to Liufau).  
**Most Touchdown Passes/Duo, Career**—18, Sefo Liufau-to-Nelson Spruce, 2013-15 (includes one from Spruce to Liufau).  
**\*Most Interceptions, Quarter**—3, Sefo Liufau vs. Washington, Dec. 2, 2016.  
**Lowest Interception Percentage, Season** (*minimum 250 att.*)—0.17 (6 of 344), Sefo Liufau, 2015.  
**Lowest Interception Percentage, Season** (*minimum 300 att.*)—0.17 (6 of 344), Sefo Liufau, 2015.  
**Lowest Interception Percentage, Career** (*minimum 200 att. per season*)—0.26 (36 of 1,383), Sefo Liufau, 2013-16.  
**Most Consecutive Games Throwing An Interception**—9, Sefo Liufau, Sept. 6, 2013 to Nov. 8, 2014.

**TOTAL OFFENSE (24)**

**\*Most Snaps From Scrimmage, Game**—114, Sefo Liufau vs. UCLA at Pasadena, Oct. 31, 2015  
**Most Plays, Game**—77, Sefo Liufau vs. California at Berkeley, Sept. 27, 2014 (*67 pass, 10 rush*).  
**Most Plays, Season**—567, Sefo Liufau, 2014 (*498 pass, 69 rush*).  
**Most Plays, Career**—1,751, Sefo Liufau, 2013-16 (*1,383 pass, 368 rush*).  
**Most Yards Gained, Game**—527, Sefo Liufau vs. California at Berkeley, Sept. 27, 2014 (455 pass, 72 rush).  
**Most Yards Gained, Season**—3,336, Sefo Liufau, 2014 (3,200 pass, 136 rush).  
**Most Yards Gained, Career**—10,509, Sefo Liufau, 2013-16 (9,568 pass, 941 rush).  
**Most Yards Gained Against One Opponent**—1,113, Sefo Liufau vs. Arizona State (179 in 2013, 276 in 2014, 355 in 2015, 303 in 2016)  
**Most Yards Gained By Class/Game, Sophomore**—527, Sefo Liufau vs. Cal at Berkeley, Sept. 27, 2014 (455 pass, 72 rush).  
**Most Yards Gained By Class/Season, Sophomore**—3,336, Sefo Liufau, 2014 (3,200 pass, 136 rush).  
**Yards Gained, Two Seasons**—6,020, Sefo Liufau (3,336 in 2014, 2,684 in 2015).  
**\*Most 300-Yard Games, Consecutive**—2, Sefo Liufau, Oct. 10-17, 2015.  
**Most 300-Yard Games, Season**—5, Sefo Liufau, 2014.  
**Most 300-Yard Games, Career**—11, Sefo Liufau, 2013-16 (1 in 2013, 5 in 2014, 1 in 2015, 4 in 2016).  
**\*Most 400-Yard Games, Career**—2, Sefo Liufau, 2013-16 (1 in 2014, 1 in 2016).  
**\*Most 300-Yard Passing/100-Yard Rushing Games, Season**—1, Sefo Liufau, 2016.  
**\*Most 300-Yard Passing/100-Yard Rushing Games, Career**—1, Sefo Liufau, 2016.  
**Average Yards Per Game, Career**—250.2, Sefo Liufau, 2013-16 (10,509 in 42 games).  
**Touchdowns Responsible For, Game**—7, Sefo Liufau vs. California at Berkeley, Sept. 27, 2014 (7 pass).  
**Touchdowns Responsible For, Season**—28, Sefo Liufau, 2014 (28 pass, 0 rush).  
**Touchdowns Responsible For, Career**—72, Sefo Liufau, 2013-16 (60 pass, 12 rush).  
**Points Responsible For, Game**—42, Sefo Liufau vs. California at Berkeley, Sept. 27, 2014 (7 TD).  
**Points Responsible For, Season**—168, Sefo Liufau, 2014.  
**Points Responsible For, Career**—436, Sefo Liufau, 2013-16 (72 TD, 2 2Pt-PAT).

**OTHER (11)**

**#Most Career Starts At Quarterback**—40, Sefo Liufau, 2013-16 (16-24).  
**\*Passing For A Touchdown and Scoring A Touchdown By Receiving/Game**—Sefo Liufau vs. Arizona at Tucson, Nov. 8, 2014.  
**\*Passing For A Touchdown and Scoring A Touchdown By Receiving/Season**—Sefo Liufau, 2014.  
**\*Two-Point Conversions Made, Game**—1, Sefo Liufau (on two occasions).  
**Most First Downs Earned, Game**—28, Sefo Liufau vs. California at Berkeley, Sept. 27, 2014 (26 passing, 2 rushing).  
**Most First Downs Earned, Season**—162, Sefo Liufau, 2014 (150 passing, 12 rushing).  
**Most First Downs Earned, Career**—515, Sefo Liufau, 2013-16 (424 passing, 88 rushing, 3 receiving).  
**Most First Downs Earned/Passing, Season**—150, Sefo Liufau, 2014.  
**Most First Downs Earned/Passing, Career**—424, Sefo Liufau, 2013-16.  
**Quickest Score At Start of Game**—0:11 into game; vs. Arizona at Tucson, Nov. 8, 2014 (Shay Fields 75 pass from Sefo Liufau: 1 play, 75 yards, 0:11).  
**Quickest Score From Scrimmage**—0:11 into game; vs. Arizona at Tucson, Nov. 8, 2014 (Shay Fields 75 pass from Sefo Liufau: 1 play, 75 yards).

## ASSAULT ON LIUFAU

Senior QB Sefo Liufau had been criticized by some because he has a 16-23 record as a starter and like most quarterbacks, has had a few untimely interceptions. The now first real fourth-year starter (39 starts, a CU record) had to endure a lot of hits and pressure while never having the luxury until this year of playing behind an experienced offensive line (or one that has been healthy for most of a season). In his career, he has dropped back to pass 1,454 times; he has been sacked 71 times (*the second-most in school history, see below*); otherwise he is 870-of-1,383 for 9,568 yards with 60 touchdowns and 36 interceptions. His 62.9 completion percentage stands is the best in school history (Joel Klatt had the record of 60.8). But that doesn't tell the whole story: Liufau has had 191 of his throws hurried, which is tallied when the quarterback is rushed and throws an incompletion or interception. Thus a whopping 37 percent of his non-completions have been when he is on the run (191 of 513); to put that in perspective, it's the second most throws by a Colorado QB that have been hurried—Cody Hawkins had 207 of such in his career. And of his 36 interceptions, 10 came on tips or break-ups. Despite the above, he has set or tied 98 school records, which are listed on the previous page.

**CU'S MOST SACKED QUARTERBACKS (No./Yards Lost):** Tyler Hansen 82/617 (2008-11); Sefo Liufau 71/441 (2013-16); Mike Moschetti 64/481 (1998-99); Bill Solomon 63/447 (1977-80); Joel Klatt 62/416 (2003-05); Kordell Stewart 55/451 (1991-94); Cody Hawkins 49/384 (2007-10).

## LIUFAU ON CU'S ALL-TIME PASSING LISTS

QB Sefo Liufau's assault on the top career passing marks, as well as total offense (final):

### PASSING ATTEMPTS

Rk	Player (Seasons)	Att
1	Sefo Liufau (2013-16).....	1,383
2	Cody Hawkins (2007-10).....	1,214
3	Joel Klatt (2002-05).....	1,095
4	Tyler Hansen (2008-11).....	872
5	Kordell Stewart (1991-94).....	785

### PASSING YARDS

Rk	Player (Seasons)	Yards
1	Sefo Liufau (2013-16).....	9,568
2	Cody Hawkins (2007-10).....	7,409
3	Joel Klatt (2002-05).....	7,375
4	Kordell Stewart (1991-94).....	6,481
5	Tyler Hansen (2008-11).....	5,705

Rk	Player (Seasons)	Pct.
1	Sefo Liufau (2013-16).....	62.9
2	Joel Klatt (2002-05).....	60.8
3	Mike Moschetti (1998-99).....	60.3
4	Koy Detmer (1992-96).....	58.9
5	Kordell Stewart (1991-94).....	58.1

### COMPLETIONS

Rk	Player (Seasons)	Com-
1	Sefo Liufau (2013-16).....	870
2	Cody Hawkins (2007-10).....	667
3	Joel Klatt (2002-05).....	666
4	Tyler Hansen (2008-11).....	505
5	Kordell Stewart (1991-94).....	456

### TOUCHDOWN PASSES

Rk	Player (Seasons)	TD
1	Cody Hawkins (2007-10).....	60
1	Sefo Liufau (2013-16).....	60
3	Joel Klatt (2002-05).....	44
4	Koy Detmer (1992-96).....	40
5	Tyler Hansen (2008-11).....	35

### TOTAL OFFENSE

Rk	Player (Seasons)	Yards
1	Sefo Liufau (2013-16).....	10,509
2	Kordell Stewart (1991-94).....	7,770
3	Cody Hawkins (2007-10).....	7,250
4	Joel Klatt (2002-05).....	7,245
5	Sefo Liufau (2013-15).....	6,183

### COMPLETION PERCENTAGE

**MOST WINS AS A CU STARTING QUARTERBACK:** Darian Hagan 28, Kordell Stewart 27. Gale Weidner 20, Joel Klatt 19, Ken Johnson 17, Sefo Liufau 16.

## LIUFAU TOPS THE CHARTS IN PLAYS

QB Sefo Liufau had easily been a part of the most plays (858) by the end of a sophomore year in CU history, well on his way to ranking first. He took over the all-time mark in the '16 season opener against Colorado State. A look at who's been a part of the most plays in Colorado annals (700-plus):

### TOTAL PLAYS IN A CU UNIFORM

Rk	Player (Seasons)	Rush	Pass	Total
1	Sefo Liufau (2013-16).....	368	1,383	1,751
2	Cody Hawkins (2007-10).....	121	1,214	1,335
3	Joel Klatt (2002-05).....	118	1,095	1,213

Rk	Player (Seasons)	Rush	Pass	Total
4	Kordell Stewart (1991-94).....	302	785	1,087
5	Tyler Hansen (2008-11).....	279	872	1,051
6	Rodney Stewart (2008-11).....	2	809	811

Rk	Player (Seasons)	Rush	Pass	Total
7	Mike Moschetti (1998-99).....	186	607	793
8	Steve Vogel (1981-84).....	94	688	782
9	Eric Bieniemy (1987-90).....	3	699	702

## LIUFAU SIXTH TO CRACK 100, FIRST TO DO IT TWICE AND THRICE

QB Sefo Liufau became the sixth player in CU history to throw at least 100 passes without an interception as a junior and has since done it two more times, becoming the first player to do it not only twice but three times. After throwing 23 interceptions in his first two seasons (749 attempts), he has just **eight** in his last 509 (or an interception rate of just .016). His latest streak of 152 set a CU record before it ended against UCLA. The longest streaks in CU history:

152	Sefo Liufau	(nine games; Nov. 13, 2015 to Nov. 3, 2016)	107	Sefo Liufau	(four games, Sept. 3 to Oct. 3, 2015)
139	Joel Klatt	(five games, Oct. 15 to Nov. 12, 2005)	104	Craig Ochs	(four games, Oct. 14 to Nov. 4, 2000)
131	Tyler Hansen	(four games, Sept. 3 to Oct. 1, 2011)	100	John Hessler	(six games: Sept. 2 to Oct. 7, 1995)
118	Sefo Liufau	(four games: Oct. 10 to Oct. 31, 2015)	99	Darian Hagan	(six games: Sept. 21 to Nov. 2, 1991)
114	Cody Hawkins	(four games, Oct. 9 to Nov. 6, 2010)	98	Kordell Stewart	(five games: Oct. 22 to Nov. 19, 1994)

## LIUFAU RETURNS FROM INJURY TO SNARE PAC-12 OFFENSIVE HONOR ... TURNS OUT TO BE THE FIRST OF EIGHT

Senior QB Sefo Liufau earned the Pac-12's initial Offensive Player of the Week honor for his efforts in CU's 44-7 win over Colorado State. He completed 23-of-33 passes for 318 yards and a touchdown (no interceptions), while rushing 14 times for 66 yards. His passer rating was 160.6 and he earned 17 first downs (5 rush/12 pass). It was especially significant since it was his first game back after a Lisfranc (foot) injury sidelined him for the last 2¾ games in 2015. It was the first of eight Pac-12 POW honors afforded the Buffs so far this fall:

**CU's Pac-12 Conference Player of the Week Honors** (*since joining the conference in 2011: 15 total, nine this year; \*—denotes game in Boulder*):

Sept. 10, 2011	*Paul Richardson, WR (Offensive vs. California)
Nov. 12, 2011	*Travis Sandersfeld, CB (Defensive vs. Arizona)
Nov. 25, 2011	Jon Major, OLB (Defensive vs. Utah)
Sept. 22, 2012	Jordan Webb, QB (Offensive vs. Washington State)
Sept. 1, 2013	Paul Richardson, WR (Offensive vs. Colorado State)
Sept. 19, 2015	Kenneth Olugbode, ILB (Defensive vs. Colorado State)
Sept. 2, 2016	Sefo Liufau, QB (Offensive vs. Colorado State)
Sept. 24, 2016	Steven Montez, QB (Offensive vs. Oregon)

Oct. 1, 2016	Davis Price, PK (Special Teams vs. Oregon State)
Oct. 15, 2016	*Phillip Lindsay, TB (Offensive vs. Arizona State)
Oct. 22, 2016	Tedric Thompson, SS (Defensive vs. Stanford)
Nov. 3, 2016	*Isaiah Oliver, CB (Special Teams vs. UCLA)
Nov. 19, 2016	*Nick Fisher, CB (Defensive vs. Washington State)
Nov. 19, 2016	*Sefo Liufau, QB (Offensive vs. Washington State)
Nov. 26, 2016	*Tedric Thompson, SS (Defensive vs. Utah)



## MONTEZ-MANIA

Redshirt freshman **QB Steven Montez** had quite the starting debut in CU's 41-38 at Oregon, easily one of the best in school history and arguably the best. He completed 23 of 32 passes for 333 yards (3 TD/2 INT), for a passer rating of 177.7 and also had 21 rushes for 135 yards (6.4 per), with a touchdown and a long run of 32 yards. It all added up to 468 yards of total offense and 23 first downs earned (8 rush/15 passing).

- He enjoyed the fifth-best game in a quarterback's first start at Colorado in terms of passing yards, but the best in total offense (*see charts below*).
- His 135 yards rushing were the most in a debut by a starting Buff QB (topping the 116 by Darian Hagan vs. Texas in 1989) and is the 10th most in any game all-time at Colorado by a quarterback (and the first 100-yard game by a quarterback since Nov. 4, 2006 when Bernard Jackson had 105 against Kansas State).
- His 468 yards of total offense were the fourth-most in a single-game in Colorado history.
- It was the first-ever 300 passing/100 rushing game in CU history and just the second 200/100 game (Stewart had 205/143 vs. Notre Dame in the '95 Fiesta Bowl).
- His 14 straight completions in the first half tied for the second-most in school history (trailing 15 by Mike Moschetti over two games in 1999); it matched the most in one game (Koy Detmer, 14 at Colorado State in 1996).

## Most Yards Passing / CU Quarterback Debuts

Yards	(A-C-I, TD)	Player	Opponent	Date	Result
418	(50-33-5, 2)	Koy Detmer	Oklahoma	10/24/1992	T, 24-24
409	(36-21-1, 4)	Kordell Stewart	Colorado State	9/05/1992	W, 37-17
402	(34-21-0, 4)	Joel Klatt	Colorado State (Denver)	8/30/2003	W, 42-35
348	(34-24-0, 5)	John Hessler	at Oklahoma	9/30/1995	W, 38-17
<b>333</b>	<b>(32-23-2, 2)</b>	<b>Steven Montez</b>	<b>at Oregon</b>	<b>9/24/2016</b>	<b>W, 41-38</b>
257	(32-21-0, 3)	Mike Moschetti	Colorado State (Denver)	9/05/1998	W, 42-14
239	(25-15-0, 1)	Craig Ochs	at Texas A & M	10/07/2000	W, 26-19

## Most Total Offense / CU Quarterback Debuts

Yards	(Pass, Rush)	Player	Opponent	Date	Result
<b>468</b>	<b>(333, 135)</b>	<b>Steven Montez</b>	<b>at Oregon</b>	<b>9/24/2016</b>	<b>W, 41-38</b>
430	(409, 21)	Kordell Stewart	Colorado State	9/05/1992	W, 37-17
396	(418, -22)	Koy Detmer	Oklahoma	10/24/1992	T, 24-24
392	(402, -10)	Joel Klatt	Colorado State (Denver)	8/30/2003	W, 42-35
270	(257, 13)	Mike Moschetti	Colorado State (Denver)	9/05/1998	W, 42-14

The list of honors Montez received for his efforts:

- National Offensive Player of the Week by CollegeSportsMadness.com;
- The Pac-12 Conference Offensive Player-of-the-Week;
- One of eight QBs named a Manning Award Star of the Week;
- One of eight QBs named to the Davey O'Brien Foundation's "Great 8" list;
- Rose Bowl Game Football Committee Pac-12 Player of the Week;
- NFF/College Hall of Fame Colorado Chapter Player of the Week;
- Named to the Earl Campbell Tyler Rose Award honorable mention list for its player of the week.

## A FIRST BY MONTEZ SINCE 1959 ... WE'RE PRETTY SURE

Colorado redshirt freshman **QB Steven Montez** became the first known player in CU history to throw a touchdown on his first career passing attempt since **Joe Dowler** did so back in 1959. Montez hit Kabion Ento on a 69-yard scoring strike in the second quarter last week against Idaho State. Dowler did so on Oct. 3, 1959 at Oklahoma, a 15-yard TD pass to Kirk Campbell in a 42-12 loss to the Sooners.

## MONTEZ THE 12TH FRESHMAN AT COLORADO TO START A GAME AT QUARTERBACK

Redshirt freshman **QB Steven Montez** became just the 12th freshman in school history to start a game at quarterback at Colorado (the sixth redshirt frosh to do so) when he took the first snap at Oregon on September 24. He had the second-most passing yards by a freshman in a starting debut at CU quarterback. A closer look at every freshman's first career start at CU (\*—denotes redshirt freshman):

## FRESHMAN PERFORMANCES, FIRST CAREER START AT COLORADO

Quarterback	Date	Opponent	Result	Passing
Randy Essington	10/18/80	at Missouri	L 7-45	22-11-1, <b>58</b> , 0 td
*Steve Vogel	10/24/81	at Iowa State	L 10-17	16-12-0, <b>89</b> , 0 td
Marc Walters	11/22/86	at Kansas State	W 49-3	4-4-0, <b>111</b> , 1 td
Koy Detmer	10/17/92	OKLAHOMA	T 24-24	50-33-5, <b>418</b> , 2 td
*Zac Colvin	10/23/99	at Iowa State	W 16-12	23-14-1, <b>116</b> , 1 td
Craig Ochs	10/07/00	at Texas A&M	W 26-19	25-15-0, <b>239</b> , 1 td

Quarterback	Date	Opponent	Result	Passing
*Cody Hawkins	9/01/07	Colorado State (Denver; OT)	W 31-28	31-18-1, <b>201</b> , 2 td
Tyler Hansen	10/25/08	at Missouri	L 0-58	16-12-0, <b>72</b> , 0 td
*Nick Hirschman	10/29/11	at Arizona State	L 14-48	7-4-0, <b>52</b> , 0 td
Sefo Liufau	10/19/13	CHARLESTON SOUTHERN	W 43-10	20-14-0, <b>198</b> , 1 td
*Cade Apsay	11/21/15	at Washington State	L 3-27	40-26-2, <b>238</b> , 0 td
<b>*Steven Montez</b>	<b>9/24/16</b>	<b>at Oregon</b>	<b>W 41-38</b>	<b>32-23-2, 333, 3 td</b>

## THE "RUSHING/PASSING" QB's

**QB Sefo Liufau** is sixth at CU in all-time "true" rushing yards by a quarterback (ninth-best average per attempt); he didn't score a rushing touchdown in his career until his junior season, when he scored five before suffering a season-ending Lisfranc (foot) injury against USC. He scored seven times as a senior, the most rushing TDs scored in a season by CU quarterback since Bernard Jackson also had seven in 2006. He had a touchdown receiving (against Arizona as a sophomore in 2014, coming on his 785th career touch), but didn't carry one over the goal line until his 22nd game, which was against Massachusetts in Boulder (and his 931st play). The list of CU's all-time rushing yards by quarterbacks adjusted to allow for sacks (\*—Anderson switched to tailback in the third game of the 1969 season):

Rk	Player (Seasons)	Gross Att-Yards	Sacked/Yds Lost	Adjusted Att	Yards	Avg.	TD
1	Darian Hagan (1988-91)	489-2,007	42/264	447	<b>2,271</b>	5.08	27
2	Byron White (1935-37)	342-1,864	?	342	<b>1,864</b>	5.45	22
3	*Bob Anderson (1967-69)	390-1,580	24/162	366	<b>1,742</b>	4.76	20
4	Kordell Stewart (1991-94)	302-1,289	55/451	247	<b>1,740</b>	7.04	15
5	Mark Hatcher (1984-87)	375-1,470	16/95	359	<b>1,565</b>	4.36	16
<b>6</b>	<b>Sefo Liufau (2013-16)</b>	<b>368- 941</b>	<b>71/441</b>	<b>297</b>	<b>1,382</b>	<b>4.65</b>	<b>12</b>
7	David Williams (1973-75)	276- 959	32/251	244	<b>1,210</b>	4.96	12
8	Sal Aunese (1987-88)	235-1,009	18/102	217	<b>1,111</b>	5.12	14
9	Tyler Hansen (2008-11)	279- 478	82/617	197	<b>1,095</b>	5.56	8

Rk	Player (Seasons)	Gross Att-Yards	Sacked/Yds Lost	Adjusted Att	Yards	Avg.	TD
10	Ken Johnson (1971-73)	274- 727	32/264	242	<b>991</b>	4.10	8
11	Bill Solomon (1977-79)	287- 509	63/447	224	<b>956</b>	4.27	10
12	Harry Narcisian (1947-49)	227- 894	?	227	<b>894</b>	3.94	8
13	Bernard Jackson (2004-06)	164- 690	28/155	136	<b>845</b>	6.21	7
13	Bernie McCall (1964-66)	289- 725	14/120	275	<b>845</b>	3.07	6
15	Jim Bratten (1968-70)	220- 724	17/105	203	<b>829</b>	4.08	4
16	Zack Jordan (1950-52)	227- 748	?	227	<b>748</b>	3.30	7
And ...							
...	<b>Steven Montez (2016)</b>	<b>51- 231</b>	<b>9/ 57</b>	<b>42</b>	<b>288</b>	<b>6.86</b>	<b>1</b>

**QB TANDEM HONORED:** Colorado's **Sefo Liufau** (Sept. 2 vs. Colorado State) and **Steven Montez** (Sept. 24 at Oregon) have earned Pac-12 Offensive Player of the Week honors this season, becoming just the fifth time two different quarterbacks from the same team have won the honor in the same season. The others were in 2014: UCLA's Jerry Neuheisel (Sept. 15) and Brett Hundley (Sept. 29) and Washington State's Connor Halliday (Oct. 6) and Luke Falk (Nov. 10); in 1998: Arizona's Oretge Jenkins and Keith Smith (shared honors on Oct. 3); and in 1992: UCLA's Rob Walker (Sept. 19) and John Barnes (Nov. 21).



## AWUZIE ATOP D-BACK SACK CHART

**CB Chidobe Awuzie** has become CU's all-time quarterback sack leader — among defensive backs. He has three this season after having four a year ago and now has nine in his career — topping the 6½ Michael Lewis had from 1998-2001. He was also the first CU defensive back to record a quarterback sack in three straight games. Awuzie also cracked CU's top 25 in tackles (22nd with **273** (seventh in solo stops with **226**), and his **26** tackles for loss are also the most by a defensive back at CU.

Here's a look at the list of CU defensive backs with the most career sacks:

## CAREER QUARTERBACK SACKS / Defensive Backs

Rk	Player (Seasons)	No.	Yards
1	Chidobe Awuzie (2013-16) .....	9	63
2	Michael Lewis (1998-2001) .....	6½	42
3	Rashidi Barnes (1996-99) .....	5½	50
4	Jeff Donaldson (1980-83) .....	4	30
4	Clyde Surrell (2000-03) .....	4	24
4	Tony Rettig (1982-83) .....	4	20

## THIRD DOWN STOPS AWUZIE, GILBERT TRAITS AS WELL

Awuzie is also CU's all-time leader among defensive backs in third down stops (he topped CB Cha'pelle Brown's 39 with one against UCLA) and finished with the second-most overall in school history since CU started tracking this unique stat in the late 1980s. **OLB Jimmie Gilbert** recorded 22 this season, breaking the old mark of 19 by Jordon Dizon in 2007, and zoomed into fourth all-time. The all-time list (this stat includes fourth down stops as well):

Rk	Player, Position	Seasons	No.	Rk	Player, Position	Seasons	No.	Rk	Player, Position	Seasons	No.
1	Jordan Dizon, ILB	2004-07	48	7	Cha'pelle Brown, CB	2006-09	39	11	Donald Strickland, CB	1999-02	31
2	Chidobe Awuzie, CB	2013-16	47	8	Jashon Sykes, ILB	1998-01	34	---	* Joel Steed, DT	1988-91	26
3	Matt Russell, ILB	1993-96	45	8	Akarika Dawn, ILB	2002-05	34	(*—most by a defensive lineman.)			
4	Jimmie Gilbert, OLB	2013-16	44	10	Ted Johnson, ILB	1991-94	32	--	Tedric Thompson, SS	2013-16	29
5	Chad Brown, ILB/OLB	1989-92	42	11	Alfred Williams, OLB	1987-90	31	--	Kenneth Olugbode, ILB	2013-16	29
6	Greg Biekert, ILB	1989-92	41	11	Michael Lewis, SS	1998-01	31				

## WITHERSPOON THE YIN IF AWUZIE IS THE YANG

Colorado **CB Ahkello Witherspoon** is the nation's leader with 22 passes defended with teammate **Tedric Thompson** (21 deflections, one interception); he actually has one more from CU's coaches' video review, which the school uses for all its records (his 22 official count tied Ben Kelly's school mark set in 1998). Witherspoon has had at least one breakup in 12 games this season (he didn't have one against UCLA), and has broken up at least two passes in six different games this year, including Washington State (when he had three) and Utah (four), as well as two defended at Oregon when he made his interception along with a PBU. Prior to this season he had six pass breakups, thus now with **28** in his career, he is tied for the 13th most in school history, while his 21 this season are the second-most in a single season by a Buffalo (the school record for breakups in a season is the 22 that Ben Kelly recorded in 1998).

## FIRST TO BREAK OUT IN 2016: DEVIN ROSS

**WR Devin Ross** burst on to the scene starting in the opener, when he caught eight passes against Colorado State, six of which earned first downs. He then had his career game at Oregon, when he had a seven-catch, 153-yard, one touchdown performance. It was his second career 100-yard receiving game, the first of the season by any Buff, and at the time, it gave him a touchdown reception in each of the first four games of the season. The last Buff to open a season with a TD catch in each of the first four games was Nelson Spruce in 2014 (he opened with five straight); Ross' streak of four straight games catching a touchdown tied for the third longest in school history. Back to his game at Oregon — Ross' 153 yards receiving was a career-high and marked the 28th game in school history where a Buff receiver went for over 150 yards receiving. He has also earned 33 first downs this season (one rushing); he had all of 10 coming into the year. With **66** receptions on the year (for **765** yards), he has the **seventh**-most catches and the **13th**-most yards in CU single-season history.

## FIELDS: MR. DEEP THREAT

Junior **WR Shay Fields** has nine career plays from scrimmage that are 50 yards or longer, including four this season; the school record is 13, set by WR Paul Richardson (2010-13). Fields this season is averaging 16.3 yards per catch (ranks No. 72 nationally, fifth in the Pac-12) and has nine touchdown catches. He has risen fast on CU's all-time receiving chart (**144**, 6th), receiving yardage (**1,929**, 10th) and touchdowns (**17**, 8th). Fields' long-receptions:

<b>75</b>	at Arizona	2014	(Liufau; <b>TD</b> )	<b>67</b>	at Arizona State	2015	(Liufau)	<b>60</b>	vs. Colorado State	2016	(Liufau)
<b>72</b>	Arizona	2015	(Liufau; <b>TD</b> )	<b>65</b>	vs. Colorado State	2015	(Liufau; <b>TD</b> )	<b>52</b>	Utah	2014	(Liufau)
<b>70</b>	at Michigan	2016	(Liufau; <b>TD</b> )	<b>63</b>	Oregon State	2016	(Montez; <b>TD</b> )	<b>51</b>	Oregon State	2016	(Montez; <b>TD</b> )

Fields' **17** career touchdown receptions have covered some **562** yards (19, 4, 2 and 75 as a freshman in 2013; 65, 8, 72 and 30 as a sophomore in 2015; and 70, 7, 51, 33, 63, 15, 15, 27 and 6 this season); that works to **32.1** per score.

► **MOST YARDS AGAINST ONE OPPONENT:** Fields had his second 100-yard game of the season and the fourth of his career at Arizona (6-108, 2 TD). He has now caught 19 passes for 370 yards and 5 touchdowns against Arizona in his career, the second most by a Buff against any team:

424—Paul Richardson vs. California (0 in 2010, 284 in 2011, 140 in 2013); **370—Shay Fields vs. Arizona (94 in 2014, 168 in 2015, 108 in 2016)**, 319—Nelson Spruce vs. California (140 in 2013, 179 in 2014); 318—Charles Johnson vs. Oklahoma (182 in 1992, 136 in 1993).

## Season Receiving Touchdowns

No.	Player	Season
12	Nelson Spruce	2014
11	Derek McCoy	2003
10	Paul Richardson	2013
9	Charles E. Johnson	1993
9	Rae Carruth	1995
<b>9</b>	<b>Shay Fields</b>	<b>2016</b>
8	Gary Knafelc	1953
8	Michael Westbrook	1992
8	Rae Carruth	1996
8	Toney Clemons	2011

## Career Receiving Touchdowns

Rk	Player (Seasons)	G	No.	Yards	Avg.	TD
1	Nelson Spruce (2012-15) .....	49	294	3,347	11.4	23
2	Scotty McKnight (2007-10) .....	48	215	2,521	11.7	22
3	Paul Richardson (2010-13) .....	33	156	2,412	15.5	21
4	Rae Carruth (1992-96) .....	40	135	2,540	18.8	20
4	Derek McCoy (2000-03) .....	48	134	2,038	15.2	20
6	Michael Westbrook (1991-94) .....	41	167	2,548	15.3	19
7	Javon Green (1997-2000) .....	44	136	2,031	14.9	17
<b>8</b>	<b>Shay Fields (2014-16) .....</b>	<b>36</b>	<b>139</b>	<b>1,872</b>	<b>13.6</b>	<b>17</b>
9	Charles E. Johnson (1990-93) .....	39	127	2,447	19.3	15
10	Phil Savoy (1994-97) .....	40	152	2,176	14.3	14

**MR. SPORTSCENTER TOP 10**

While we're on receivers, junior **Bryce Bobo** appeared in SportsCenter's Top 10 two times in the first month of the season. His first highlight came in the season opener against CSU with his 46-yard one-handed catch inside the five-yard line. That play was No. 3 on SportsCenter's daily top 10 highlight package. He had the No. 1 play of the day on Saturday, Sept. 24, with his one-handed, body-twisting catch on a 31-yard touchdown grab that was the game-winner for the Buffaloes. Bobo this year has caught **41** passes for **543** yards and two touchdowns after being slowed later in the year with a high ankle sprain.

► **SWEET HOME CALIFORNIA.** Bobo, playing in Los Angeles in front of his family and friends (hometown is Covina, Calif.) had one of the best games of his career against USC on Oct. 8. The only thing missing from his stat line was the win, but he did more than his part in CU's narrow 21-17 loss. Bobo caught a career-high 10 passes (old: 6 vs. Arizona last year) for 83 yards, with seven of the receptions earning first downs. He also threw a 67-yard touchdown pass (left-handed) to Phillip Lindsay, which was his first career pass attempt (his passer rating is 992.8). He was responsible for both of Colorado's touchdowns in the game, also catching a 10-yard pass in the end zone early in the fourth quarter that tied the contest at 14.

**ONE OF PAC-12'S TOP DEFENSES**

The Buffaloes led the Pac-12 in three major defensive categories: **first downs** (246), **pass efficiency defense** (104.25), and **red zone defense** (74.5), along with being second in **total defense** (342.5), **passing yards allowed** (193.6), **defensive touchdowns scored** (3) and **third down conversion defense** (32.7). The Buffs held four opponents to single-digits this season (Oregon State and Stanford did not score a touchdown), the most in 27 years, when CU held four under 10 in 1989 (also doing it in 1985 and 1988; the last time five were held under 10 was in 1978—when the first five opponents of the year all scored seven points). No other Pac-12 school this season had as many games holding the opposition to under 10 points (Washington is second with two games in the single digits).

► **HOW IMPROVED IS THIS DEFENSE?** In 2012, the season before MacIntyre arrived at CU, the Buffs ranked 117th in the nation allowing 488.5 yards per game, and 120th in scoring defense (46.0). Steady improvement and a retooling of the defensive staff played a marked role in the success.

**THREE-HEADED MONSTER**

"It's like having three super heroes to throw to," said **QB Steven Montez** about CU's three-headed monster at wide receiver in juniors **Bryce Bobo**, **Shay Fields** and **Devin Ross**. The trio combined for 159 catches for 2,133 yards (13.4 per) and 16 touchdowns. All three have at least 40 receptions; it's the first time in CU history that three wide receivers have made 40-plus catches in the same season (receivers, no tight ends or running backs), and just the fourth time that three receivers have made 30-plus catches in the same year: three did it 2008 (107 receptions) and 2010 (127); four did it in 2014 (224, led by Nelson Spruce's single season record of 106). And when **Jay MacIntyre** hit 30 catches for the year against Washington, now four receivers have 30-plus in the same year for just the second time.

► **500+.** All three also have over 500 receiving yards, marking just the second time in school history three players have that many (along with 2011).

**TRIFECTA ACCOMPLISHED; BUT THE RARE QUADFECTA WON'T HAPPEN**

There's a real rarity on this year's Colorado defense — the last three players to lead the team in tackles are all still playing. In 2013, **ILB Addison Gillam** led the team as a true freshman with 119 (easily the frosh record); in 2015, sophomore **ILB Kenneth Olugbode** finished atop the list with 83; and last year, redshirt freshman **ILB Rick Gamboa** had the honors with 96. It's possible any of the three could lead the team again this season, and at one times **CB Chidobe Awuzie** might have been a threat, as the senior has been flirting with the team lead like a popular song sneaking its way up the top 10: he was sixth as a freshman (59), third as a sophomore (64) and second last year (90). But with teams throwing away from his side of the field, Olugbode cruised to his second title in three seasons, finishing with 130 (90 solo) to again finish in the top spot.

**DOUBLE DIGIT TACKLERS**

For the year Colorado defensive players combined to post **16** double-digit tackle games, with three players achieving the mark in the Pac-12 Championship game against Washington. **ILB Kenneth Olugbode** led the way with 14 (10 solo), with **ILB Addison Gillam** recording a season-high 11 (10 unassisted) and **S Afolabi Laguda** (10; four solo). Olugbode, who had the season-high of 18 at Stanford, led the team with seven, **S Tedric Thompson** and Laguda had three, **ILB Rick Gamboa** two and Gillam one. In 2015, CU had 11 different defensive players record a combined 20 double-digit tackle games, but the starters played fewer snaps this year due to CU's success.

**THE GAMES THEY REMEMBER ARE PLAYED IN NOVEMBER**

Colorado opened the month of November with a 20-10 win over UCLA and then won its final road game of the year at Arizona, 49-24 — its most November points since defeating Nebraska 65-51 in 2007; the last time CU opened the month of November with a win was back in the 2009 season. CU is **54-19** dating back to the mid-1980s against unranked teams in November and is **7-18** against Pac-12 opponents in the month. The Buffs were undefeated (**4-0**) in this "November to Remember," its best since 3-0 marks in 1989, 1990, 1992, 1993, 1994, 1995, 2001 and 2004; CU was last 4-0 in November in 1975.

**IN THE TRENCHES**

The Buffalo offensive line has helped Colorado tie the program record for most 500-yard games this year with six, getting game No. 6 against Washington State when the Buffs registered a season-high **603** yards. The only other season in CU history when the Buffs had six games with 500 or more yards of offense was in 1994, the year CU set a school record for total offense with 495.3 yards per game (5,448 gross yards). CU this year set a mark for gross yards (5,802), but that worked to a 446.3 average over 11 games.

**200/200:** Colorado just missed averaging 200 yards or more in both rushing and passing for just the third time in their history; CU did so in 1993, 1994 and 2001. The Buffaloes finished with **191.9** yards per game on the ground and **254.4** through the air. CU has rushed and passed for 200 of each in **six** games this season (going **6-0**), a new school best as the Buffs previously did it five times in 1994 (four regular season plus the Fiesta Bowl) and in 1995 (all in the regular season).

## CAREER CHART WATCH

Here's where several Buffaloes rank on some of CU's all-time statistical charts through the 2016 season (*Note: Colorado does not count bowl stats into career totals to protect past history, thus career numbers for players past and present will differ from NCAA*):

- ⇒ **TB MICHAEL ADKINS** is 42nd in rushing yards (**1,175**).
- ⇒ **CB CHIDOBE AWUZIE** finished fifth in pass deflections (**35**), 22nd in tackles (**273**; seventh in solo stops with **226**), tied for 25th in tackles for loss (**26**; the most by a defensive back), first in sacks by a defensive back (**9**) and second in third down stops (**47**).
- ⇒ **WR BRYCE BOBO** is 22nd in receptions (**88**) and is 31st in receiving yards (**945**).
- ⇒ **WR SHAY FIELDS** is sixth in receptions (**144**), is 10th in receiving yards (**1,929**) and tied for eighth in touchdown receptions (**17**).
- ⇒ **OLB JIMMIE GILBERT** finished tied for sixth in quarterback sacks (**20**), 18th in tackles for loss (**31**) and fourth in third down stops (**44**).
- ⇒ **ILB ADDISON GILLAM** is 24th in total tackles (**270**), is tied for 25th in tackles for loss (**26**) and is 33rd in quarterback sacks (**10½**).
- ⇒ **PK DIEGO GONZALEZ** finished 11th in kick scoring (**114**; which was 38th overall) and tied for ninth in field goals made (**21**).
- ⇒ **TE SEAN IRWIN** finished tied for 111th in receptions (**31**) and 114th in receiving yards (**322**).
- ⇒ **DE SAMSON KAFOVALU** finished tied for 39th in quarterback sacks (**9½**).
- ⇒ **TB DONOVAN LEE** is 60th in receptions (**46**) and is 21st in kickoff return yards (**586**).
- ⇒ **TB PHILLIP LINDSAY** is 13th in rushing yards (**2,233**), is third in all-purpose yards (**4,001**), is 24th in receptions (**87**), 42nd in receiving yards (**719**) and is sixth in kickoff return yards (**1,077**).
- ⇒ **QB SEFO LIUFAU** finished first in passing yards (**9,568**), completions (**870**), attempts (**1,383**), completion percentage (**62.9**), total plays (**1,751**), total offense (**10,509**), tied for first in touchdown passes (**60**), and 56th in rushing yards (**941**; minus sack yards, his **1,382** yards are the sixth most by a quarterback).
- ⇒ **OLB DEREK McCARTNEY** is tied for 39th in quarterback sacks (**9½**).
- ⇒ **ILB KENNETH OLUGBODE** finished 16th in total tackles (**299**).
- ⇒ **TB DEVIN ROSS** is tied for 16th in receptions (**97**) and is 21st in receiving yards (**1,113**).
- ⇒ **ILB RYAN SEVERSON** finished 10th in kickoff return yards (**872**), fourth in special teams points (**84**) and 18th in special team tackles (**24**).
- ⇒ **SS TEDRIC THOMPSON** finished 38th in total tackles (**246**), fifth in interceptions (**13**) and tied for sixth in pass deflections (**34**).

## COLORADO BY THE NUMBERS IN 2016

- 0-18** Colorado's record coming into the year against Arizona State, Oregon, Stanford and UCLA since joining the Pac-12 (**4-0** this year);
- 3:19** The average length of CU's games in 2016 (the quickest **2:58** against Stanford; the longest being **3:37** versus Washington State);
- 4-0** Colorado's record against Pac-12 North opponents this season (it was **3-17** entering the year);
- 3** The number of interceptions CU had against Stanford, its most in a game since picking off that number against Central Arkansas on Sept. 7, 2013.
- 4** The number of true freshmen the Buffs played in 2016 (**1** offense/**2** defense/**1** specialist), the same number as in 2015;
- 10-5** Colorado's non-conference record over the last four seasons under Mike MacIntyre (includes Pac-12 title game and Alamo Bowl);
- 10-5** The final score of the win at Stanford, CU's lowest point total in winning game since Oct. 8, 1992 (a **6-0** win at Missouri);
- 10** The total yards on offense that Colorado State had in the first quarter of the season opener (while CU had **253**);
- 11** The number of drives CU ran plays in plus territory against Colorado State (out of **13** total; **49** plays in all);
- 12** The number of first downs Colorado had earned before CSU picked up its first in the opener (there was **10:23** left in the second quarter);
- 13** The number of players making their debut in CU uniform in the season opener against CSU (including **2** who started, OG Lynott and S Laguda);
- 15** The number of fumbles by CU tailbacks (on offense) in **51** games under Mike MacIntyre (**1,472** carries; **7** this year in **399**);
- 17-(-of-31)** Colorado's second down efficiency at Oregon (a 54.8 conversion rate including 5-of-5 on 2nd-and-4 or less);
- 19** The number of players earning first downs for Colorado this season (including QB Sefo Liufau, who has earned at least one all three ways for four years);
- 20.6** The opponents' third down conversion percentage on 3rd-&-6 or longer (**27-of-131**);
- 21.5** The average number of seconds between plays by the Colorado offense (**1037** scrimmage/**25** FGA/**68** punts, 404:17 possession time, or **24,257** seconds);
- 25** Consecutive games Colorado forced a turnover from the start of the 2015 season through the 12th game in 2016, the longest streak in the nation when it ended;
- 27** The number of different NFL teams that have scouted the Buffaloes on game days this season;
- 29** The number of Colorado games played in less than three hours since 1990 (out of **330** games; one this year—Stanford);
- 34-0-1** Colorado's all-time record when rushing for 300-plus yards in a game (one game this year: **315** against Arizona State in a 40-16 win on Oct. 15);
- 35.5** The third down efficiency of opponents against Colorado in the state's borders since the '09 opener (**281-of-791**);
- 36.8** The opponents' combined percentage on third down inside-the-CU 20 (**77-of-209**) in the last 94 games (dating to 2008; **8-of-26** this year);
- 41** The margin of victory over Oregon State (**47-6**), CU's largest in a conference game since 1992 (a **54-7** win over Kansas State);
- 50** The number of Buffaloes who have scored 100 or more career points (PK Diego Gonzalez and TB Phillip Lindsay joined the group this year);
- 53** The number of Buffaloes who have 1,000 or more career rushing yards; who will make it 54?
- 68.3** The average number of plays (plays, kicks, returns) per fumble in the MacIntyre Era at Colorado (**68** fumbles, **4,642** touches);
- 76.7** The combined conversion percentage on third down with one- and two-yards to go for a first (**46-of-60**);
- 100** The combined points scored in CU's first two games of the season, its most since 1994 (103);
- 119** The number of passes thrown by CU quarterbacks before the first opponent interception, the most-ever into a season (topping **105** in 2000);
- 127** The number of additional plays on offense that Colorado has run compared to its opponents in the regular season (**+328** over the last two-plus seasons);
- 156** The number of consecutive PAT kicks CU kickers had made from Nov. 26, 2011 through Sept. 24, 2016, when Oregon blocked one;
- 260** The number of rushing yards by Colorado against Colorado State, the most by the Buffs in a season opener since 1994 (407 against NE Louisiana);
- 309** The number of all-time wins Colorado has recorded at Folsom Field since it opened on Oct. 11, 1924 (**401** overall at all home venues);
- 310** The school record first downs Colorado in 2016 (**143** rush/**138** pass/**29** by penalty), ranking 12th in the NCAA (and third in the Pac-12) for the regular season;
- 359** Through three games, CU had allowed exactly the same number of yards rushing AND passing: 359 (or **718** total);
- 468** The total offense that QB Steven Montez amassed in his first career start at Oregon on Sept. 24 (**333** passing, **135** rushing and accounting for **4** TDs);
- 593** Colorado's total offense against Oregon, its most in 21 games against the Ducks and actually the first time the Buffs gained over 400;
- 992.8** The passer rating for WR Bryce Bobo, as he is 1-for-1 for 67 yards and a touchdown (the NCAA formula does not cap it like the NFL's);
- 1,101** The number of passing yards that QB Sefo Liufau finished with Against Arizona State, the most by a CU player against any single opponent (four games);
- 4,176** The air miles CU racked up traveling in back-to-back weeks to play Michigan and Oregon, the first time CU played back-to-back in the ETZ and PTZ.

## 2016 SENIORS &amp; EARLY GRADUATES (31)

No.	Player	Pos.	Ht.	Wt.	Cl.	Exp.	Hometown (High School/Previous College)	Major	TGD
16	AWINI, Jaleel	WR	6- 2	215	Sr.	1L	Aurora, Colo. (Rangeview/Air Force)	Economics	Graduated (Dec. '16)
4	AWUZIE, Chidobe	DB	6- 0	205	Sr.	4L	San Jose, Calif. (Oak Grove)	Business-Management	Graduated (Dec. '16)
84	BAGBY, David	WR	6- 0	180	Sr.	1L	San Diego, Calif. (Torrey Pines/Arizona)	Sociology	Graduated (May '17)
99	*BOATMAN, Brian	TE	6- 3	225	Sr.	2L	Centennial, Colo. (Kent Denver)	Economics	Graduated (May '17)
70	CALLAHAN, Shane	OL	6- 6	300	Sr.	3L	Parker, Colo. (Chaparral/Auburn)	Communication	Graduated (Aug. '16)
92	CARRELL, Jordan	DE	6- 3	300	Sr.	2L	Roseville, Calif. (Roseville/ American River College)	Communication	Graduated (Dec. '16)
88	*GALLOWAY, Danny	WR	6- 0	200	Sr.	1L	Lone Tree, Colo. (Highlands Ranch/Willamette)	Economics	(Aug. '17)
7	GEHRKE, Jordan	QB	6- 1	200	Sr.	3L	Scottsdale, Ariz. (Notre Dame Prep/Scottsdale CC)	Psychology	Graduated (May '17)
98	GILBERT, Jimmie	OLB	6- 5	230	Sr.	4L	College Station, Texas (A&M Consolidated)	Sociology	(May '17)
10	GONZALEZ, Diego	PK	6- 0	215	Sr.	3L	Monterrey, MEXICO (Prepa Tec/Monterrey Tech)	Business (Mngt. & Marketing)	Graduated (Dec. '16)
83	*GRUNDMAN, Sean	WR	6- 2	205	Sr.	1L	Monument, Colo. (Lewis-Palmer/Western State)	Business (Mngt. & Marketing)	Graduated (May '17)
27	*HALL, Joey	WR	5- 9	170	Sr.	2L	San Luis Obispo, Calif. (Mission Prep)	Mechanical Engineering	(Aug. '17)
94	*HENNINGTON, Tyler	DL	6- 2	240	Sr.	2L	Centennial, Colo. (Mullen)	Business (Acct.) & Economics	Graduated (May '17)
38	*HILL, Chris	TE/HB	6- 2	225	Sr.	2L	Highlands Ranch, Colo. (Mountain Vista)	Communication	Graduated (Dec. '16)
99	HOWARD, Aaron	OLB	6- 1	230	Sr.	2L	Denver, Colo. (East/Willamette)	Psychology ( <i>Leadership Studies minor</i> )	Graduated (Dec. '16)
81	IRWIN, Sean	TE	6- 3	250	Sr.	4L	Cypress, Texas (Cypress Fairbanks)	Classics & History	Graduated (Dec. '16)
54	KAFVALU, Samson	DT	6- 4	295	Sr.	4L	Riverside, Calif. (Arlington)	Communication	Graduated (May '17)
74	KELLEY, Alex	C	6- 2	310	Sr.	4L	Oceanside, Calif. (Vista)	Ecology & Evolutionary Biology & English	Graduated (Aug. '16)
71	*KRONSHAGE, Sam	OT						Sociology	Graduated (May '17)
13	LIUFAU, Sefo	QB	6- 4	230	Sr.	4L	Tacoma, Wash. (Bellarmine Prep)	Economics	(May '17)
31	OLUGBODE, Kenneth	ILB	6- 1	220	Sr.	4L	San Jose, Calif. (Bellarmine Prep)	Urban Design & Planning	Graduated (May '17)
3	RIPPY, Deaysean	OLB	6- 2	240	Sr.	3L	McKees Rocks, Pa. (Sto-Rox/Univ. of Pittsburgh)	Ethnic Studies	Graduated (May '17)
30	SEVERSON, Ryan	ILB	5-10	205	Sr.	4L	San Jose, Calif. (Valley Christian)	Business (Mngt. & Marketing)	Graduated (Dec. '16)
28	*SILZER, Cameron	P						Business (Management)	Graduated (May '17)
66	*SUTTON, Colin	OL						Business (Finance & Accounting)	Graduated (May '17)
27	TALIANKO, Travis	ILB	6- 1	215	Sr.	2L	Sierra Madre, Calif. (St. Francis/San Jose St./College of the Canyons)	Economics	Graduated (Dec. '16)
9	THOMPSON, Tedric	DB	6- 1	205	Sr.	4L	Valencia, Calif. (Valencia)	Sociology	(May '17)
48	*TUGGLE, Joey	TB	5- 7	185	Sr.	1L	Aurora, Colo. (Smoky Hill)	Business Management	Graduated (May '17)
58	TUPOU, Josh	DT	6- 3	325	Sr.	4L	Buena Park, Calif. (Buena Park)	Communication	(May '17)
53	WIEFELS, Sully	OL	6- 3	305	Sr.	2L	Eagle, Idaho (Eagle/American River College)	Political Science	Graduated (Dec. '16)
23	WITHERSPOON, Ahkello	DB	6- 3	195	Sr.	3L	Sacramento, Calif. (Christian Brothers/SCCC)	Ecology & Evolutionary Biology	(May '17)

\*—fourth-year seniors foregoing extra year and played as seniors in 2016 (or decided after the season); #—career ended by injury.

**THE UNDERGRADUATE FIVE:** Five players, all juniors in eligibility, have already earned their degrees: **PK Chris Graham** (Integrative Physiology, May '17); **ILB Addison Gillam** (Psychology, May '16); **OT Jeromy Irwin** (Communication & History, August '16); **OG Gerrad Kough** (Communication, Dec. '16) and **OLB Derek McCartney** (Integrative Physiology, May '16).

## GRADUATION REVIEW

(Through August 2016) Over the last 15 years, Colorado has had **261** of its **286** seniors graduate, or translating to **91.3** percent in this time frame (including 17 of the 20 seniors in 2015); these are the 2001-2015 senior classes, including those players who received medicals. Over the last eight years, 146 of the last 156 have graduated (**93.6%**), with three of those 10 playing in the NFL and haven't been able to complete their requirements. NCAA numbers will not match these (it doesn't allow a school to count transfers who graduate, but it does count against a school if it had a player transfer; it also does not count walk-ons). It's one of the reasons the numbers are skewed to be lower than they really are, especially at tougher academic schools like Colorado and its Pac-12 brethren. **TEAM GRADE POINT AVERAGE:** The team's **2.62** cumulative grade point average through the Spring 2016 semester is its fourth highest on record (data collected since 1996); the team has 10 straight semester GPA's over **2.50**.

## ADKINS, LINDSAY MAKES IT 52 &amp; 53 FOR CU IN 1,000-YARD CAREER RUNNERS

In 2015, **Michael Adkins** became the 52nd player in Colorado history rush for 1,000 or more yards in a career and later in the year, **Phillip Lindsay** joined him and became No. 53 to hit the grand mark (and the 19th to hit 2,000 late in his junior year). CU is seventh all-time in 1,000-yard runners; Oklahoma tops the list with 71 (and the Buffs are tied for ninth with the most 2,000-yard career runners). The all-time leaders in players who have reached the career 1K and 2K plateaus:

Oklahoma	71/29	West Virginia	50/15	Duke	46/ 5	South Carolina	42/16	Illinois	40/16	Baylor	34/11
Ohio State	67/24	Texas	50/18	Mississippi	45/ 8	Virginia	41/17	Indiana	40/12	Wake Forest	34/11
Southern Cal	67/18	Arkansas	47/18	Auburn	43/17	Michigan State	41/16	-----	-----	New Mexico	25+/13
Nebraska	63/28	Houston	47/14	Georgia Tech	43/13	Florida State	41/14	Boston College	39/17	Michigan	?/20
Alabama	55/19	Texas A & M	45/19	Minnesota	43/13	North Carolina	41/13	Florida	37/17	Colorado State	?/16
Army	53/11	LSU	45/15	Air Force	43/11	Penn State	40/14	Mississippi	37/13		
Colorado	53/19	Iowa	45/14	Syracuse	42/22	Virginia Tech	40/19	San Diego State	36/13		

In 1989, Colorado had four players on the roster at the same time with at least 1,000 career yards: **TB Eric Bieniemy**, **TB J.J. Flannigan**, **QB Darian Hagan** and **FB Erich Kissick**. Only two other times did the Buffs have three players that had hit that plateau on the same team, in 1993: **FB James Hill**, **TB Rashaan Salaam** and **TB Lamont Warren** and in 2015: **Christian Powell**, **Michael Adkins** and **Phillip Lindsay**.



## HEAD COACH MIKE MacINTYRE

**Mike MacIntyre** has completed four seasons as the head coach of the University of Colorado football program, and his seventh season as a collegiate head coach; he has a **20-31** record at Colorado and is **36-52** as a head coach in NCAA Division I (FBS). The 25th full-time head coach in CU history (27th overall) brought an impressive pedigree with him to Boulder, resuscitating a San Jose State Spartan team from a 1-12 record in 2010 to one that finished 11-2 in 2012 and was nationally ranked. A veteran coach of 23 seasons, MacIntyre arrived at San Jose State after two years as the defensive coordinator at Duke University, where he was reunited with head coach **David Cutcliffe** from earlier in his coaching days. Those Blue Devil defenses were among Duke's best statistically over a 20-year span, and in 2009, Duke's five wins were the most in a season by the Blue Devils since 1994. The American Football Coaches Association (AFCA) named him its 2009 FBS Assistant Coach of the Year. Another one of his mentors was the legendary and now Pro Football Hall of Fame coach **Bill Parcells**, and of course, his late father, **George MacIntyre**, coached at Vanderbilt (the 1982 national coach of the year).



	Overall	Home	Road	Neutral	2nd Half	Ranked	Unranked	Non-league	League	Bowls
<b>MacIntyre at Colorado.....</b>	<b>20-31</b>	<b>12-12</b>	<b>5-16</b>	<b>3-3</b>	<b>8-19</b>	<b>2-14</b>	<b>18-17</b>	<b>10- 5</b>	<b>10-26</b>	<b>0- 1</b>
<b>MacIntyre / Career.....</b>	<b>36-52</b>	<b>21-20</b>	<b>12-29</b>	<b>3-3</b>	<b>17-28</b>	<b>2-21</b>	<b>34-31</b>	<b>18-13</b>	<b>18-39</b>	<b>0- 1</b>

**COLORADO STREAKS:** 2-game plus wins, 2-game plus losses: **5, 7**. 3-game plus wins, 3-game plus losses: **2, 6**. 4-game plus wins, 4-game plus losses: **2, 2**. 5-game plus wins, 5-game plus losses: **1, 2**. 6-game plus wins, 6-game plus losses: **1, 1**. Longest winning streak: **6**. Longest losing streak: **9**.

- ◆ MacIntyre, 51, has coached in a total of **344** football games in his career (**88** as a head coach): **185** in NCAA Division I (and another **23** as a grad assistant at Georgia); **82** as a full-time assistant coach in the National Football League; **54** in NCAA Division I-AA (at the time).
- ◆ He became just the second coach at Colorado since 1932 to win his first game at the reins of the Buffaloes (out of 15 coaches), and just the ninth (out of 25) to open with **two** wins. Rick Neuheisel was the last to do both (in 1995).
- ◆ MacIntyre is an '89 graduate of Georgia Tech and is the first Atlantic Coast Conference alum to take over the reins of the CU football program.
- ◆ **MacIntyre On His Roots:** *"I'm the son of a coach. And I received my Ph.D. in coaching from Bill Parcells. I used to sit next to him in staff meetings with the Cowboys. The two most important things I probably learned from him were how to evaluate personnel and how to organize practices."* He says Parcells taught him that quarterbacks learn more in 11-on-11 drills than the standard 7-on-7.
- ◆ He has also been influenced immensely by the late John Wooden (UCLA basketball); he has read all his books numerous times. On his own success: *"It takes a lot of people to be successful, it's never just you. It's everyone around you. The team effort starts before you ever get to the players."*
- ◆ Throughout his coaching career, MacIntyre has crafted an approach to coaching college football that incorporates **"The Four F's"** – Foundation, Family, Future and Football. He believes that if Colorado's student-athletes focus on these 4 F's, it will lead to great things:  
**Foundation** is about becoming a solid person on a daily basis in their daily activities. That includes a commitment to things like self-discipline, perseverance, time management and responsibility;  
**Family** is about being close, caring about each other and being accountable to each other. CU's players have to fully understand how their actions affect their teammates – on the field and in life. They will understand how their actions represent Colorado and their individual legacies;  
**Future** is about putting the necessary energy into their academics; education is their future. Even if our student-athletes go on to play in the NFL for three-to-five years (the average length of a pro career), they need to have an idea about what they want to be the rest of their lives. Football is what they currently do, it's not who they are. Use football to get an education and a better future;  
**Football** is the final F. MacIntyre believes if they have a good foundation, if they're doing the right things, they care about the guys around them and they're doing well academically and know what their future is, when they come to football practice, they are freed up; they'll play better and won't have a lot of baggage.
- ◆ MacIntyre has coached on both sides of the ball, spending four years at Ole Miss (1999-2002) where he started as the wide receivers coach for two seasons and the defensive secondary coach in his final two years. The Rebels posted a 29-19 record in that time with bowl appearances in the 1999 and 2002 Independence Bowls and the 2000 Music City Bowl. The 2001 Rebels ranked fifth nationally in pass defense, allowing just 161.3 yards per game.
- ◆ **The Coin.** MacIntyre always carries the same commemorative coin in his pocket, one his dad received in 1982 as the Bobby Dodd National Coach of the Year. *"I'm the proud son of George MacIntyre,"* he says in referring to his father coaching the Commodores to an 8-4 record that season.
- ◆ **Unique End of Spring.** The coaching staff put the players through one more practice *after* the spring game (in both 2013 and 2014). MacIntyre said it was to go over what they did right and wrong in the game, as well as to teach them how he wanted them to practice on their own in summer workouts.
- ◆ **On players having to be ready at a moment's notice to go into the game:** *"It's the only game in the world where you have 100 guys on the side watching just eleven in the game at any one time. So you're like the dog sitting on the porch. When that rabbit runs by, you've got to be ready to go."*
- ◆ **On playing music at practice:** *"Bill Belichick, Eric Mangini both did it. They believed it enhanced practice in many ways, including maintaining rhythm. It's no different than crowd noise; you're teaching the players to block out distractions, all background noise, yet and at the same time to still hear us."*
- ◆ At Mississippi, among his recruits were quarterback **Eli Manning** and Butkus Award winning linebacker **Patrick Willis**. And along his coaching trail, he has mentored many current and former NFL players including recently retired former Dallas and Cincinnati safety **Roy Williams**, a five-time Pro Bowl player. At Dallas, he also tutored **Terrence Newman**, the former Kansas State cornerback who longtime CU fans certainly remember.
- ◆ Unhappy that he had gained weight since college, slowly adding one or two pounds here and there over the years, he decided to do something about it. In early 2014, he read the book, *Why Diets Fail Us*; he started to eat much healthier, consume one or two nutrition-rich shakes a day (as replacement meals) and increased his workout regimen. The end result was that after six months, he dropped **63** pounds (he now weighs 180, what he did as a collegian).
- ◆ **MacIntyre** is a voter in the *USA Today*/ESPN Coaches poll for third straight year and fourth time overall; coaches are selected by a random draw (he is one of six Pac-12 voters). CU's head coach voted every season from 1987-2009, and the Buffalo coach has now had a vote for the 27 of the last 30 seasons.
- ◆ **CONTRACT.** MacIntyre was officially named CU's 25th full-time head coach on Dec. 10, 2012, and signed a 5-year contract worth just over \$2 million overall (\$250,000 base; \$875,000 radio/TV income, \$875,000 sponsorship income), plus various incentives that add to well over \$1 million. He received a one-year extension through 2018 in February 2014, and in January 2017, he signed a new agreement for five years (through 2021) for \$16.25 million (3.1 for the 2017 season with modest increases each year; the Board of Regents need to approve the deal).

**HEAD COACH MIKE MacINTYRE continued**

- ◆ A 1989 graduate of Georgia Tech (Business Management), he lettered twice (1987-88) at free safety/punt returner for coach Bobby Ross. Prior to becoming a Yellow Jacket, MacIntyre played two seasons (1984-85) at Vanderbilt for his father, George, the head coach of the Commodores from 1979-85. The elder MacIntyre was the national coach of the year in 1982 when Vandy beat Alabama on its way to an 8-4 record.
- ◆ He earned his Master's degree in Education with an emphasis on Sports Management from the University of Georgia in 1991.

**Mike MacIntyre Year-By-Year Coaching Record**

Season	School	Overall					Pac-12 Conference					Finish/Conf.
		W	L	Pct.	Pts	Opp	W	L	Pct.	Pts	Opp	
2010	San Jose State	1	12	.077	209	451	0	8	.000	160	295	9th/Western Athletic
2011	San Jose State	5	7	.417	294	364	3	4	.429	193	196	t-4th/Western Athletic
2012	San Jose State	10	2	.833	423	257	5	1	.833	251	156	t-1st/Western Athletic
2013	Colorado	4	8	.333	305	459	1	8	.111	183	398	6th/Pac-12 South
2014	Colorado	2	10	.167	342	468	0	9	.000	263	387	6th/Pac-12 South
2015	Colorado	4	9	.308	320	357	1	8	.111	177	291	6th/Pac-12 South
2016	Colorado	10	4	.714	435	304	8	1	.889	289	166	1st/Pac-12 South
<b>Colorado Totals</b>		<b>20</b>	<b>31</b>	<b>.392</b>	<b>1402</b>	<b>1588</b>	<b>10</b>	<b>26</b>	<b>.278</b>	<b>912</b>	<b>1242</b>	
<b>Career Totals</b>		<b>36</b>	<b>52</b>	<b>.409</b>	<b>2328</b>	<b>2660</b>	<b>18</b>	<b>39</b>	<b>.316</b>	<b>1516</b>	<b>1889</b>	

As a graduate assistant at Georgia (SEC, 2 seasons, 1990-91) ..... 14-9 1 bowl (1-0)

As an assistant at Davidson (1 season, 1992) ..... 5- 5

As an assistant at UT-Martin (OVC, 4 seasons, 1993-96) ..... 17-27

As an assistant at Temple (Big East, 2 seasons, 1997-98) ..... 5-17

As an assistant at Mississippi (SEC, 4 seasons, 1999-2002) ..... 31-20 3 bowls (2-1)

As an assistant at Dallas (NFL, 4 seasons, 2003-06) ..... 34-32 2 playoffs (0-2)

As an assistant at New York Jets (NFL, 1 season, 2007) ..... 4-12

As an assistant at Duke (ACC, 2 seasons, 2008-09) ..... 9-15

**COLORADO SUPERLATIVES UNDER MIKE MacINTYRE**

The home (listed first) and road/neutral bests in the Mike MacIntyre Era at Colorado (2013-present; \*—denotes school record):

MOST FIRST DOWNS		MOST TOTAL OFFENSE		FEWEST FIRST DOWNS ALLOWED		LEAST TOTAL OFFENSE ALLOWED	
33 Nicholls State	Sept. 26, 2015	636 Nicholls State	Sept. 26, 2015	7 on two occasions (ISU, ASU 2016)		96 Idaho State	Sept. 10, 2016
39 *at California (2ot)	Sept. 27, 2014	630 at California (2ot)	Sept. 27, 2014	12 Colo. St. (Denver)	Sept. 2, 2016	225 Colo. St. (Denver)	Sept. 2, 2016
MOST RUSHING YARDS		MOST POINTS		FEWEST RUSHING YARDS ALLOWED		FEWEST POINTS ALLOWED	
390 Massachusetts	Sept. 12, 2015	56 Idaho State	Sept. 10, 2016	25 UCLA	Nov. 3, 2016	0 Nicholls State	Sept. 26, 2015
260 on two occasions (CSU, UO 2016)		56 at California (2ot)	Sept. 27, 2014	93 at Stanford	Oct. 22, 2016	5 at Stanford	Oct. 22, 2016
MOST PASSING YARDS		MOST TIME OF POSSESSION		FEWEST PASSING YARDS ALLOWED		MOST TURNOVERS FORCED	
364 California	Nov. 16, 2013	36:36 Idaho State	Sept. 10, 2016	40 Nicholls State	Sept. 26, 2015	4 on two occasions	
455 at California (2ot)	Sept. 27, 2014	41:05 at UCLA	Oct. 31, 2015	63 Colo. St. (Denver)	Sept. 2, 2016	4 on three occasions	(all in 2016)
MOST OFFENSIVE PLAYS		LONGEST SCORING DRIVE (TD; Yards)		FEWEST OFFENSIVE PLAYS ALLOWED			
100 Washington State	Nov. 19, 2016	99 Arizona State	Sept. 13, 2014	55 Idaho State	Sept. 10, 2016		
114 at UCLA	Oct. 31, 2015	91 at Southern Cal	Oct. 18, 2014	57 at UCLA	Nov. 2, 2013		

**MIKE MacINTYRE VERSUS THE NATION**

School	W	L	Pts	Opp	School	W	L	Pts	Opp	School	W	L	Pts	Opp
Alabama	0	1	3	48	Louisiana Tech	1	2	118	126	Stanford	1	3	40	124
Arizona	1	3	120	144	Massachusetts	2	0	89	52	Texas-San Antonio	1	0	52	24
Arizona State	1	3	100	156	Michigan	0	1	28	45	Texas State	1	0	31	20
Boise State	0	1	0	48	Navy	2	0	39	24	UC-Davis	1	1	58	27
Brigham Young	1	1	36	43	Nevada	0	2	27	52	UCLA	1	4	128	157
California	1	1	97	83	New Mexico State	2	1	108	60	Utah	1	4	95	160
Central Arkansas	1	0	38	24	Nicholls State	1	0	48	0	Utah State	0	3	94	121
Charleston Southern	1	0	43	10	Oklahoma State	0	1	8	38	Washington	0	3	40	138
Colorado State	5	1	207	140	Oregon	1	3	91	180	Washington State	1	1	41	51
Fresno State	1	1	45	57	Oregon State	2	2	112	99	Wisconsin	0	1	14	27
Hawai'i	2	2	76	108	San Diego State	1	0	38	34	<b>Totals</b>	<b>36</b>	<b>52</b>	<b>2328</b>	<b>2660</b>
Idaho	1	2	94	71	Southern California	0	4	98	151					
Idaho State	1	0	56	7	Southern Utah	1	0	16	11					

**MIKE MacINTYRE TEAMS / SITUATIONAL**

Category	W	L	Category	W	L	Category	W	L	Category	W	L
Overall	36	52	Ranked Teams (AP)	2	21	Overtime	1	3	Sunday	1	0
Home	21	20	Top 5 (0-0 vs. No. 1)	0	6	1 OT	1	1	Monday	0	0
Road	12	29	Top 10	0	8	2 OT	0	2	Tuesday	0	0
Neutral	3	3	Unranked Teams	34	31	3 OT	0	0	Wednesday	0	0
Bowl Games	0	1	As A Ranked Team	4	3	August	0	2	Thursday	1	2
Day Games	21	25	Pac-12 Conference Games	10	26	September	16	11	Friday	2	4
Night Games	15	27	Home	6	12	October	9	19	Saturday	32	46
Shutouts	2	1	Road	4	14	November	11	17	Eastern Time Zone	2	1
Scoring 50+ Points	3	1	Non-Conference	18	13	December	0	3	Central Time Zone	1	4
Scoring 20+ Points	32	26	At Colorado	10	5	January	0	0	Mountain Time Zone	19	23
Scoring <20 Points	4	26	7-Point Games Or Closer	13	19				Pacific Time Zone	14	22
Allowing <20 Points	17	2	At Colorado	6	10				Hawaii-Aleutian Time Zone	0	2

**POINT DIFFERENTIAL AT COLORADO**

OWN DIFFERENTIAL BY COLOR																																						
Margin	1	2	3	4	5	6	7	8	9	10	11	12	13	14	15	16	17	18	20	22	24	25	27	28	30	31	32	32	34	37	41	48	49	52	Total			
Won	0	0	3	1	2	0	0	0	1	1	0	0	0	3	0	0	1	0	0	0	1	1	0	0	0	0	0	1	1	1	1	1	1	0	—	20		
Lost	0	0	3	3	1	1	2	1	0	0	0	0	0	2	1	0	2	2	0	1	2	1	1	1	1	1	1	0	1	0	2	0	0	1	—	31		

## WHAT THEY'VE SAID ABOUT MIKE MacINTYRE

**ELI MANNING, New York Giants Quarterback**

*MacIntyre recruited Manning to Mississippi while on the Rebels' staff.*

"As good a coach as Mike MacIntyre is, he is an even better person. He recruited me to Ole Miss with a little help from my mother and father, and I was fortunate enough to work with him on both sides of the ball. He coached our wide receivers my freshman year, so I worked closely with him on our passing game, and then for the next two years I got to throw against his secondary every day in practice when he coached the defensive backs, which was invaluable in my preparation. He's a great coach and a great recruiter, and he will not be outworked. I wish Mike all the best at CU."

**PATRICK WILLIS, San Francisco 49ers Linebacker**

*MacIntyre recruited Willis to Mississippi while on the Rebels' staff.*

"Coach MacIntyre is a great guy, a guy who knows how to recruit. A guy who knows how to get guys to play, get guys on one accord. He proved that at San Jose State this year, leading them to a great season. I'm really happy for him and I wish him the best of luck at Colorado."

**DUKE IHENACHO, Denver Broncos**

*MacIntyre coached Ihenacho at San Jose State*

"That's my guy, Coach Mac. CU has a good coach. They have a very passionate coach obviously. I think they got somebody that cares for the players and cares about the

program. I can't say [anything] but nice things and great things about Coach Mac because I played under him and he benefitted me. Coach Mac is a great guy and he is going to get that program on the right track."

**MARV SUNDERLAND, Tennessee Titans Scout**

*MacIntyre worked Sunderland when both were with the New York Jets*

"He's highly organized, a very good teacher, and a disciplinarian, but not in a nasty way, he commands it through respect. He's a very people-oriented type of person who will be a great recruiter for the University of Colorado. This man is a class guy."

**DAVID CUTCLIFFE, Duke Head Football Coach**

*MacIntyre worked for Cutcliffe at both Mississippi and Duke.*

"Congratulations to Coach MacIntyre and his family – the University of Colorado has hired an excellent coach and an even finer man. Obviously our history together runs deep, and I couldn't be happier for him, Trisha and their children. Plain and simple, Coach MacIntyre knows how to coach the game of football. It's in his blood. He understands the importance of the well-rounded student-athlete as well as the football program's place in the community. His success in three years at San Jose State is well-documented and his work as an assistant coach on both the collegiate and professional levels speaks for itself. But on top of all of his coaching excellence – and there is a great deal of that – Coach MacIntyre is a tremendous person."

## THE CLASS OF '13

Ahead of the 2013 season, 31 programs including Colorado hired new head coaches, 14 of whom (denoted by an \*) were first-time head coaches on the collegiate level. Here's a look at the remaining 21 coaches that make up the "class of 2013" and their records through the 2016 season:

<b>Coach, School (2016 record)</b>	<b>W</b>	<b>L</b>	<b>Pct.</b>
Gus Malzahn, Auburn (8-4) .....	35	17	.673
*Rod Carey, Northern Illinois (5-7) .....	35	19	.648
#Skip Holtz, Louisiana Tech (9-5) .....	32	22	.593
#Butch Jones, Tennessee (9-4) .....	30	21	.588
#P.J. Fleck, Western Michigan (13-1) .....	30	22	.577
Matt Wells, Utah State (3-9) .....	28	25	.528
#Bret Bielema, Arkansas (7-6) .....	25	26	.490
#Dave Doeren, N.C. State (7-6) .....	25	26	.490
#Steve Addazio, Boston College (7-6) .....	24	27	.471
*Kliff Kingsbury, Texas Tech (5-7) .....	23	27	.460
<b>#Mike MacIntyre, Colorado (10-4) .....</b>	<b>20</b>	<b>31</b>	<b>.392</b>
*#Mark Stoops, Kentucky (7-6) .....	19	30	.388
Sonny Dykes, California (5-7) .....	19	30	.388
*Sean Kugler, Texas-El Paso (4-8) .....	18	31	.367
*#Paul Petrino, Idaho (9-4) .....	15	33	.313
*Paul Haynes, Kent State (3-9) .....	12	35	.255

<b>Coach, School (2016 record)</b>	<b>W</b>	<b>L</b>	<b>Pct.</b>
Doug Martin, New Mexico State (3-9) .....	10	38	.208
<b><u>No longer with school (fired/hired elsewhere):</u></b>			
*Mark Helfrich, Oregon (4-8) .....	37	16	.698
Gary Anderson, Wisconsin .....	19	7	.731
Bobby Petrino, Western Kentucky .....	8	4	.667
*Bryan Harsin, Arkansas State .....	7	5	.583
Tommy Tuberville, Cincinnati (4-8) .....	30	22	.577
*Matt Rhule, Temple (10-3) .....	28	23	.549
Willie Taggart, South Florida (10-2) .....	24	25	.490
*Brian Polian, Nevada (5-7) .....	23	27	.460
Rob Caragher, San Jose State (4-8) .....	19	30	.388
*Scott Shafer, Syracuse .....	14	23	.378
*Todd Monken, Southern Miss .....	13	25	.342
Ron Turner, Florida International .....	10	30	.250
Darrell Hazell, Purdue .....	9	33	.214
Trent Miles, Georgia State (2-8) .....	9	38	.191

## COACHES ON GAME DAY

The coaching staff, as always, is split between the sidelines and the press box. Head coach **Mike MacIntyre** wears a headset on the sideline; other full-time assistants on the sideline are defensive coordinator **Jim Leavitt**, defensive line coach **Jim Jeffcoat**, safeties coach **Joe Tumpkin**, co-offensive coordinator and receivers coach **Darrin Chiaverini**, offensive line coach **Klayton Adams** and running backs coach **Darian Hagan**. In the coaches booth are co-offensive coordinator **Brian Lindgren**, tight ends/H-backs coach **Gary Bernardi** and cornerbacks coach **Charles Clark**. All four graduate assistants are also in the press box: **John Hughes** and **Peter Tuitupou** (offense) and **Corey Edsall** and **Chidera Uzo-Diribe** (defense), as is **Nate Taye** (quality control/defense). On the sideline are the other quality control personnel, **Daniel DaPrato** (offense) and **Matt Thompson** (special teams). Colorado signals in plays when not brought in by substituting players on offense (signal on defense).

## 2016 COACHING CHANGES

There were two offseason staff personnel moves. **Darrin Chiaverini** was hired as co-offensive coordinator, receivers coach and recruiting coordinator (replacing Troy Walters, who moved on to an OC position with Central Florida). **Darian Hagan** was named running backs coach, essentially replacing the position on staff held by Toby Neinas, who was the special teams coordinator (those duties will be shared among the staff). **Klayton Adams** moved from coaching the running backs and tight ends to the offensive line, and **Gary Bernardi** switched over from the OL to the tight ends/H-backs. In addition, **Drew Wilson** was named CU's director of strength and conditioning in January. MacIntyre's first two staffs (2013, 2014) were the same.

➔ The CU staff has remained intact twice since **Bill McCartney's** 1988 and 1989 teams, in 2011-12 and 2013-14.

## FOURTH YEAR OFTEN A CHARM

MacIntyre was the 11th coach in CU history (out of 25 full-time) who coached the school for a fourth consecutive season and became the eighth of the 11 to lead CU to a winning season in their fourth year. He matched the 1985 Buffaloes under Bill McCartney for the most dramatic fourth-year by a coach in the program; both teams had a +5½ game improvement over the previous year and both ended long bowl droughts. The 1985 team went 7-5 after the previous six CU teams went 7-25-1. The 2016 Buffs went 10-4, matching the team's win total over the previous three years (10-27), and went 8-1 in league play (CU was 7-46 the previous six years). A look at Colorado's 11 coaches who coached the Buffs at least four straight years:

Head Coach	Inaugural Season	1st Yr Record	2nd Yr Record	3rd Yr Record	4th Yr Record	Notes
Fred Folsom.....	1895	5-1	5-0	7-1	4-4	Folsom would have a second run of four-plus straight years (1908-15)
Myron Witham.....	1920	4-1-2	4-1-1	4-4	9-0	School record for the most wins in a season at the time
Bunny Oakes .....	1935	5-4	4-3	8-1	3-4-1	Fourth team in '38 had to recover from the graduation of several key players, including Byron White
Dal Ward .....	1948	3-6	3-7	5-4-1	6-2-2	A 35-27 win over #20 Kansas in week three is Colorado's first-ever over a ranked opponent (AP poll)
Eddie Crowder.....	1963	2-8	2-8	6-2-2	7-3	Though team was denied a bowl invite, it was CU's most wins since a 9-2 mark in '61
Bill Mallory .....	1974	5-6	9-3	8-4	7-3-1	Buffs ascend to No. 3 ranking nationally with 5-0 start but couldn't maintain second half of the year
Bill McCartney .....	1982	2-8-1	4-7	1-10	7-5	CU earned the nation's Most Improved Team honor from the NCAA (+5½ over the '84 season)
Rick Neuheisel.....	1995	10-2	10-2	5-6	8-4	Buffs rebound from staying home in '97 postseason and trounce Oregon in Aloha Bowl
Gary Barnett .....	1999	7-5	3-8	10-3	9-5	Colorado wins Big 12 North for a second straight year with 7-1 league mark (14-2 still one of best in Big 12)
Dan Hawkins .....	2006	2-10	6-7	5-7	3-9	Two losses in five days to open the year on a sour note, with four losses overall by 8 points or less
Mike MacIntyre .....	2013	4-8	2-10	4-9	10-4	'16 Buffs the third team in CU history to post a winning record in Year 4 after a sub-.500 Year 3

## COACH AT COLORADO ... LAND A MEDIA GIG POST-CAREER

The last four CU head coaches all have or have had media gigs. **Rick Neuheisel** (1995-98) was a studio host on the Pac-12 Network for the network's first three years before moving on to CBS in 2015; **Gary Barnett** (1999-2005) was an analyst on Sports USA Radio and part of the lineup at SiriusXM, and now is tasked with replacing the legendary Larry Zimmer as analyst on CU's KOA-Radio team starting this fall; and **Dan Hawkins** (2006-10) is an analyst for ESPN and co-hosts a national radio show on SiriusXM with **Jack Arute**. And even **Bill McCartney** (1982-94) hosted a radio show in 2012 on 102.3 FM in Denver.

## JEFFCOAT ON PAC-12 ALL-CENTURY TEAM

Two CU assistant coaches earned finalist status for the Pac-12 All-Century team announced in 2015, with defensive line coach **Jim Jeffcoat** named to the final team as one of five defensive ends for accomplishments at Arizona State as a player. Former receivers coach Troy Walters was one of 10 finalists at the receiver position for which he won the '99 Biletnikoff Award at Stanford; he was named offensive coordinator at Central Florida on December 4.

## JEFFCOAT'S PEDIGREE: RUSHING AND GETTING TO THE QB

Defensive line coach **Jim Jeffcoat** recorded 102.5 quarterback sacks in his 15-year career in the National Football League (with Dallas and Buffalo), a number that still ranks 26th all-time in the NFL, which was 10th at the time he retired (though he might enjoy talking about his two career interceptions which he returned 65 and 26 yards, respectively, and both for touchdowns).

## TWO NEW TRADITIONS BEGUN IN 2013, THREE ADDED IN 2014

Mike MacIntyre installed a couple of new traditions in 2013 when the team took the field. One player carries out a **toolbox** and another a **sledgehammer** (the players will vote on who gets the nod). MacIntyre did this at San Jose State with a sword (because they were the Spartans) and the sledgehammer. The toolbox is representative of the commitment the players have made to each other and the team as a whole; now, there aren't actual tools in the box, rather it contains "commitment cards" where each player wrote down something of significance he will do in the game. So when they view the toolbox during the game, it will serve as a reminder of that commitment. The sledgehammer goes to the big hit of the previous game (the biggest or most important "legal" hit – the play cannot draw a penalty). In 2014, the staff added the "special teams belt" which is awarded to the special teams player of the week, a buffalo head and midway through the season, added the **flags** of the United States and the state of Colorado. The special teams belt and the buffalo head were eliminated ahead of the 2016 campaign.

**BUFF ALUMNI IN THE FBS COACHING RANKS:** Brad Bedell ('99), OL, Arkansas State; Ronnie Bradford ('92), DB, USC; Jason Burianek ('02), HC, Missouri Baptist; Cedric Cormier ('01), WR, UNLV; Rich Fisher ('92), WR, Nebraska; David Gibbs ('90), DC, Houston; Chris Naeole ('96), Interim HC/OL, Hawaii; Anthony Perkins ('11), CB, Ohio; Rod Perry ('75), DB, Oregon State; Pete Shinnick ('86), HC, West Florida; Steve Stripling ('76), Assoc. HC/DL, Tennessee; Ryan Walters ('08), DB, Missouri. **IN THE FCS:** Brian Cabral, AHC/DC ('78), Indiana State; Paul Creighton ('03), UC Davis, TE; Ty Gregorak ('99), DC/LB, Montana; Parker Orms ('13), GA/CB, West Georgia; Anthony Perkins ('11), DB, Indiana State; Jeff Smart ('09), LB, Penn. **AND DOWN I-25 AT CSU-PUEBLO:** Donnell Leomiti ('95), DB.

## CROSBY WATCH

**PK Mason Crosby** ('06) this year became the Green Bay Packers' all-time leading scorer both for the regular season and the regular and postseasons combined; he set the record with a 21-yard field goal late in the Packers' 27-17 win over Seattle on Sept. 20, 2015, his 13th point of the night (he made all four field goal tries in the game, including a 54-yarder, and an extra point). He now has scored **1,267** points in 160 regular season games and **137** in 18 playoff games for a total of **1,404** (through the 2016 NFL season; he also made an NFL record 23 straight field goals in the postseason). Crosby also holds both Packers' field goal marks (**262** regular season, 26 postseason); Ryan Longwell previously owned all marks (1,054/226 and 85/15). Crosby, of course, is CU's all-time leading scorer with 307 points.

➔ How many players have led a professional team and their college alma mater in scoring (regular season and playoffs combined)? The list is short (six including Crosby): **PK Jason Elam**, Denver Broncos/Hawai'i (1,870/395); **PK Stephen Gostkowski**, New England Patriots/Memphis (1,384/369); **PK Martin Gramatica**, Tampa Bay Buccaneers/Kansas State (640/349); **WR Jerry Rice**, San Francisco 49ers/Mississippi Valley State (1,244/310); and **PK Jeff Wilkins**, St. Louis Rams/Youngstown State (1,300/373).

**ALL-TIME FWAA ALL-AMERICAN TEAM:** The Football Writers Association of America placed Crosby on the second-team of its All-Time All-America Team, announced in conjunction with the group's 75th anniversary in August 2015.





## HEAD COACHING FATHERS AND THEIR PLAYER SONS

There have been **84** known players in Division I-A (FBS) history who have played for their head-coaching fathers in college, including **seven** active pairings, according to a survey of I-A sports information departments. The count includes CU head coach **Mike MacIntyre** and his oldest son, **Jay**; Colorado is one of a handful of schools to have it happen twice, as **Dan Hawkins** had son Cody on his CU teams from 2007-10.

Perhaps the most famous and best head coach father and son tandem in NCAA history is **Jim and Kevin Sweeney** at Fresno State. Kevin played for his father from 1982-86, when he became the first player in NCAA history to throw for 10,000 career passing yards (Jim was FSU's head coach for 19 years, retiring No. 17 on the all-time win list with 200 in his 32-year coaching career).

**Note:** another famous combo was at Marshall, when they were a I-AA powerhouse just before moving up to I-A, **Todd Donnan** started at QB for his father, **Jim**, in 1993-94.

**A FIRST?** We polled the nation on two occasions, and no other instance has yet to turn up where a head coach had his father as a head coach in college and then had a son on a team that he is the head coach. But that appears to be the case with **Mike MacIntyre**, who was coached by his father **George** at Vanderbilt in 1984-85 and is now coaching his son, **Jay**, at Colorado.

There are currently **eight** schools where a player is playing for his head coach father, and in one case, two sons are (Iowa State). Here's a look at the all-time list of known head coaching father-player son pairings at the same school (#—denotes active in 2016):

School	Head Coach	Son (Position)	Years	School	Head Coach	Son (Position)	Years
Alabama-Birmingham	Watson Brown	*Steven (WR)	2005-06	Michigan	Lloyd Carr	Jason (QB)	1994-95
Arizona State	Frank Kush	*Danny (PK)	1973-76	#Middle Tennessee	Rick Stockstill	Brent (QB)	2013-present
Arizona State	Larry Marmie	Larry Jr. (DB)	1989-91	Minnesota	Joe Salem	*Tim (QB)	1980-82
Arkansas	Bobby Petrino	Bobby (WR)	2009	Minnesota	Tim Brewster	Clint (QB)	2007
Arkansas	Bobby Petrino	Nick (QB)	2008-09	Mississippi State	Bob Tyler	Breck (WR)	1977-78
Army	Earl "Red" Blaik	*Robert (QB)	1949-50	North Texas	Todd Dodge	*Riley (QB)	2008-10
Army	Rich Ellerson	*Andrew (LS)	2011-13	Notre Dame	Ara Parseghian	Mike (RB)	1971-74
Ball State	Bill Lynch	Billy (WR)	1998-01	Notre Dame	Lou Holtz	Skip (WR)	1986
Ball State	Bill Lynch	Joey (QB)	2002	Ohio	Cleve Bryant	*Rodney (QB)	1989-90
Baylor	Bill Beal	*Phil (S)	1970-71	Oklahoma State	Bob Simmons	Nathan (RB)	1996-99
Boston College	Steve Addazio	Louie (TE)	2012-15	#Old Dominion	Bobby Wilder	Derek (LB)	2015-present
BYU	LaVell Edwards	*Jimmy (WR)	1981, 84-86	Oregon	Jim Aiken	*James Jr. (RB)	1948
California	Jeff Tedford	Quinn (WR)	2008-09	Oregon	Rich Brooks	Brady (FS)	1988-89
Chicago, U of.	Amos Alonzo Stagg	Amos Alonzo Jr.	1922	Oregon	Mike Bellotti	Luke (PK)	2003-07
Colorado	<b>Dan Hawkins</b>	<b>*Cody (QB)</b>	<b>2006-10</b>	Penn State	Joe Paterno	Jay (QB)	1986-89
#Colorado	<b>Mike MacIntyre</b>	<b>Jay (WR)</b>	<b>2014-present</b>	San Diego State	Tom Craft	Kevin (QB)	2005
Colorado State	Harry Hughes	William	1935, 37	South Carolina	Steve Spurrier	Scott (WR)	2006-09
Florida	Doug Dickey	Don (DB)	1975-76	SMU	Rusty Russell	*H.N. (QB)	1950-51
Florida State	Bobby Bowden	Jeff (WR)	1981-82	SMU	Phil Bennett	*Sam (LS)	2006-07
Fresno State	Jim Sweeney	*Kevin (QB)	1982-86	Southern Miss	Jim Carmody	Steve (C)	1982-83
Fresno State	Pat Hill	Zak (SS)	2007-09	Southern Miss	Jim Carmody	Keith (DT)	1985-86
Houston	Art Briles	Kendal (WR/QB)	2004-05	Tennessee	Robert Neyland	Bob, Jr. (HB)	1952
Illinois	Mike White	Chris (PK)	1983-85	#Tennessee	Butch Jones	Alex (K)	2015-present
Indiana	Lee Corso	*Steve (SE)	1979-80	Texas	Fred Akers	Danny (QB)	1983-85
Iowa	Bob Comings	*Bobby Jr. (QB)	1977-78	Tulsa	Glen Dobbs	Glenn III (QB)	1963-67
Iowa	Kirk Ferentz	*Brian (OL)	2002-05	Tulsa	Glen Dobbs	Johnny (QB)	1966-68
Iowa	Kirk Ferentz	James (C)	2009-12	Tulsa	John Cooper	John, Jr. (DB)	1981-84
#Iowa	Kirk Ferentz	Steve (OL)	2012-present	USC	John McKay	*John, Jr. (WR)	1972-74
Iowa State	Jim Criner	Mark (LB)	1986	USC	Larry Smith	Corby (QB)	1992
Iowa State	Paul Rhoads	Jake (WR)	2013-15	Utah	Kyle Whittingham	Tyler (DB/ST)	2010-11
Iowa State	Paul Rhoads	Wyatt (WR)	2015	#Utah	Kyle Whittingham	Alex (LB)	2014-present
Kansas State	Jim Dickey	*Darrell (QB)	1979-82	Utah State	Gary Andersen	Keegan (TE)	2010-12
Kansas State	Bill Snyder	*Sean (P)	1991-92	<b>Vanderbilt</b>	<b>George MacIntyre</b>	<b>*Mike (DB)</b>	<b>1984-85</b>
Kentucky	Hal Mumme	Matt (QB)	1997-98	Virginia Tech	Frank Beamer	*Shane (LS/WR)	1996-99
Louisiana Tech/Mississippi	%Billy Brewer	Brett (P)	1980-84	Wake Forest	Jim Caldwell	Jimmy Caldwell (WR)	1999
Louisiana-Lafayette	Rickey Bustle	Brad (OG)	2006-09	Washington State	Mike Price	*Aaron (PK)	1991-93
#Louisiana-Lafayette	Mark Hudspeth	Gunner (QB)	2015-present	West Virginia	Bobby Bowden	*Tommy (WR)	1973-75
Louisiana-Monroe	Pat Collins	*Mike (C)	1981-82	West Virginia	Bobby Bowden	Terry (RB)	1975
Maryland	Jerry Claiborne	Jonathan (S)	1975-77	Western Michigan	Bill Cubit	*Ryan (QB)	2003-06
#Massachusetts	Mark Whipple	Austin (QB)	2014-present	Wisconsin	Gary Andersen	Chasen (LB)	2014
Memphis	Rip Scherer	Scott (QB)	1998-00	*—denotes started/first-team (at some point when father was head coach at the time; in some cases, they became the starter after the father moved on).			
Memphis	Tommy West	Turner (WR)	2006-09	%—The elder Brewer moved on to Mississippi in 1983 and son followed.			
Miami, Fla.	Dennis Erickson	Bryce (QB)	1993				
Miami, Fla.	Randy Shannon	Xavier (C)	2008				



MacIntyre "Row" — Jay, Mike & George

While this is the second time that CU has had the head coach father-player son active combo, the Buffaloes have seen it against them in the past. Iowa State (**Criners**), Kansas State (**Dickeys, Snyders**), Oklahoma State (**Simmons**) and perhaps one of the most famous father-son duos, **Lee** and **Steve Corso** at Indiana. When confirming with Lee, he was pretty proud that Steve caught the game winning TD in a 36-30 win against Kentucky his senior year, and reminded us that he had two pretty good games against Colorado (5 catches for 87 yards in a 17-16 CU win in 1979, and 3-for-38 in a 49-7 Indiana win in 1980).

**CAREER GAMES PLAYED/STARTED CHART**

Listed below are the career games played/started for the players on the 2016 Colorado Buffaloes. The players on the opening day roster collectively had played in **1,072** games, with **412** starts, both all-time highs for any returning Colorado team. Other recent years: **824/327** (2015), **904/314** (2014), **896/268** (2013), **674/223** (2012), **890/303** (2011), **877/313** (2010), **847/236** (2009), **817/277** (2008), **853/251** (2007) and **1,053/295** (2006). The list through 2016 (includes the Alamo Bowl):

Player	G	GS	Player	G	GS	Player	G	GS	Player	G	GS	Player	G	GS
ADKINS II	25	4	FALO	19	0	IRWIN, J.	36	26	MAKA	0	0	SHAVER	35	4
AWINI	16	1	FIELDS	38	34	IRWIN, S.	50	18	MARKSBERRY	0	0	SHAW	0	0
AWUZIE	48	42	FISHER	26	1	JACKSON III	26	11	MATHEWES	11	1	SILZER	0	0
AWUZIE	48	42	FRANKE	23	1	JAN	9	0	MCCARTNEY	26	24	SMITH	0	0
BAGBY	0	0	FRAZIER	39	6	JONES	0	0	McGARRY	0	0	STOLTENBERG	0	0
BALE	14	0	GALLOWAY	1	0	JULMISSE	14	0	MIDDLEMISS	2	0	SUTTON	6	0
BANDI	0	0	GAMBOA	27	25	KAFOVALU	44	21	MILLER	0	0	TALIANKO	13	0
BENNION	0	0	GEHRKE	10	1	KAISER	27	0	MOELLER	33	19	TALLEY	4	0
BERGNER	15	0	GILBERT	51	27	KEENEY	23	3	MONTEZ	11	3	THOMPSON	47	38
BISHARAT	14	0	GILLAM	39	24	KELLEY	50	38	NOYER	0	0	TONZ	10	0
BLACKMON	0	0	GONZALEZ	17	—	KINNEY	27	—	OLIVER	27	6	TREGO	8	0
BOATMAN	4	0	GORDON	0	0	KOUGH	31	23	OLUGBODE	49	37	TUGGLE	0	0
BOBO	38	16	GRAHAM	26	—	KRONSHAGE	35	13	ORBAN	24	0	TUOLOMA	1	0
BOUNDS	12	0	GRUNDMAN	1	0	LAGUDA	27	14	PATTERSON	0	0	TUPOU	48	45
CALLAHAN	28	6	GRZESIEK	0	0	LEE	32	5	PORTER	0	—	UDOFFIA	0	0
CARRELL	27	26	HAIGLER	12	7	LEWIS, D.	14	0	PRICE	8	—	UMU	11	0
COCHRANE	1	0	HALL	4	0	LEWIS, T.	1	0	RAKESTRAW	0	0	VAUGHN	0	0
COLEMAN, D.	0	0	HASSELBACH	26	0	LINDSAY	39	18	RIPPY	6	0	WALKER	17	1
COLEMAN, T.	31	2	HILL	20	0	LISELLA II	11	5	ROBERTS	0	0	WIEFELS	21	2
COOPER	6	0	HOWARD	24	0	LIUFAU	43	40	ROSS	37	20	WITHERSPOON	37	21
DEMENT	0	0	HUCKINS	26	13	LOPEZ	14	0	SANDERS	0	0	<b>2016 FINAL</b>	<b>1902</b>	<b>720</b>
ENTO	14	1	HUDSON	0	0	LYNOTT, Jr.	14	14	SANCHEZ	13	0	<b>2015 FINAL</b>	<b>1600</b>	<b>613</b>
EVANS	24	0	HUNTLEY III	13	0	MacINTYRE	26	12	SEVERSON	45	1			

**LAST TRUE FRESHMEN TO START:** TB Patrick Carr, CB Nick Fisher, CB Isaiah Oliver, ILB Grant Watanabe (**2015**); WR Shay Fields, WR Donovan Lee, DE Christian Shaver, S Evan White (**2014**); TB Michael Adkins II, CB Chidobe Awuzie, DE Jimmie Gilbert, ILB Addison Gillam, QB Sefo Liufau, S Tedric Thompson, CB John Walker (**2013**); TB Donta Abron, CB Ken Crawley, DT Tyler Henington, TE Vincent Hobbs, DL Samson Kafovalu, S Marques Mosley, TB Christian Powell, DT Justin Solis, WR Gerald Thomas, DT Josh Tupou, CB Yuri Wright (**2012**); DB D.D. Goodson, CB Greg Henderson, OL Alex Lewis, WR Tyler McCulloch, OLB Juda Parker; S Kyle Washington (**2011**); SS Jered Bell one of four in **2010**.

**LAST TRUE FRESHMEN TO START AT QUARTERBACK:** Sefo Liufau (**2013**), Tyler Hansen (**2008**), Craig Ochs (**2000**), Koy Detmer (**1992**). **IN A SEASON OPENER:** Has not occurred.

**LAST TRUE FRESHMEN TO START AT RUNNING BACK:** TB Patrick Carr (**2015**), Michael Adkins II (**2013**), Donta Abron, Christian Powell (**2012**); Darrell Scott (**2008**), Rodney Stewart (**2008**), Brian Lockridge (**2007**), Brian Calhoun (**2002**), Marcus Houston (**2000**). **IN A SEASON OPENER:** Kent Kahl (**1991**).

**LAST REDSHIRT FRESHMEN TO START:** OT Aaron Haigler, OG Tim Lynott, Jr., QB Steven Montez (**2016**); DT Jase Franke, LB Rick Gamboa, TE Dylan Keeney, WR Jay MacIntyre, DE Michael Mathewes, WR Lee Walker (**2015**); DE Derek McCartney, FS Ryan Moeller (**2014**); TE Sean Irwin, CB John Walker (**2013**); C Brad Cotner, WR Nelson Spruce (**2012**); QB Nick Hirschman, TB Tony Jones, CB Josh Moten, C Daniel Munyer, OT Stephan Nembot, TE Kyle Slavin (**2011**).

**LAST PLAYERS TO START FOR THE FIRST TIME AS A SENIOR:** OLB David Goldberg, WR Logan Gray, FB Evan Harrington, DT Conrad Obi, DE Tony Poremba, OG Sione Tau (**2011**); TE Luke Walters (**2010**); TB Kevin Moyd, OLB Bryan Stengel (**2009**); WR Steve Melton (**2008**), TE Joe Sanders (**2007**).

**LAST PLAYERS TO START WHILE WALK-ONS:** FS Ryan Moeller (**2014**); FB Jordan Murphy (**2013**); WR Dusty Ebner, C Keenan Stevens (**2009**), WR Steve Melton (**2008**); ILB Jake Duren, SS D.J. Dykes (**2007**).

**STARTING STREAKS**

Through the 2016 season, **SS Tedric Thompson** had made the most consecutive starts with 27, followed by **ILB Rick Gamboa** (25), **CB Chidobe Awuzie** (22) and **ILB Kenneth Olugbode** (20). **C Alex Kelley** had made the most consecutive starts entering the year with 25 and extended it one game until sitting out the Idaho State game with an ankle sprain.

**FIVE MADE FIRST CAREER STARTS IN '16**

In the season opener against Colorado State in Denver, two Buffaloes made their first career starts: **FS Afolabi Laguda** and **OG Tim Lynott, Jr.**; in game three at Michigan, **OT Aaron Haigler** made his first career start and **QB Steven Montez** did the same in week four at Oregon. The next, **WR Kabion Ento**, didn't occur until the 12th game. **Historically:** 12 true freshmen have started from scrimmage for CU in a season opener: **TB Billy Waddy**, 1973 (at Louisiana State); **CB Victor Scott** and **OLB Scott Hardison**, 1980 (at UCLA); **HB Eric Bieniemy**, 1987 (vs. Oregon); **OG Clint Moore**, 1991 (vs. Wyoming); **ILB Jordon Dizon**, 2004 (vs. Colorado State); **CB Greg Henderson**, 2011 (vs. Hawai'i); **CB Kenneth Crawley** and **WR Gerald Thomas**, 2012 (vs. Colorado State); **ILB Addison Gillam**, 2013 (vs. Colorado State); **WR Shay Fields** and **DE Christian Shaver**, 2014 (vs. Colorado State); add a 13th for the first play of the game/season on special teams (kickoff coverage team): **PK Kevin Eberhart** (2003, kicked off vs. CSU in Denver). **Colorado and New Mexico (5) had the fewest first-time starters (FBS) in 2016.**

**ANNUAL FIRST-TIME STARTERS:** 1984 (29), 1985 (9), 1986 (15), 1987 (14), 1988 (16), 1989 (7), 1990 (16), 1991 (23), 1992 (15), 1993 (7), 1994 (6), 1995 (11), 1996 (8), 1997 (14), 1998 (27), 1999 (14), 2000 (16), 2001 (12), 2002 (16), 2003 (20), 2004 (12), 2005 (11), 2006 (24), 2007 (18), 2008 (15), 2009 (18), 2010 (21), 2011 (21), 2012 (21), 2013 (12), 2014 (14), 2015 (23); **2016 (5).**

**23 PLAYERS SAW FIRST CU ACTION IN 2016**

A total of **23** players saw their first action in a CU uniform in 2016, **13** tasting their first action in the season opener against Colorado State, one of the lower numbers in recent years to appear in an opener (it was 18 in 2015). Seven followed suit in week two against Idaho State, one (**PK Davis Price**) in week four at Oregon and two against Oregon State. Here's the breakdown by class of those players (\*—mainly special teams duty):

**TRUE FRESHMEN (4):** TB Beau Bisharat, WR Johnny Huntley, CB Tony Julmisse, PK Davis Price

**REDSHIRT FROSH (11):** SN \*J.T. Bale, TE Chris Bounds, DB \*Lucas Cooper, OL Dillon Middlemiss, OL Aaron Haigler, WR Justin Jan, OG Tim Lynott, Jr., QB Steven Montez, DT Brett Tonz, DT Lyle Tuiloma, DL Frank Umu

**SOPHOMORES (5):** WR Xavier Cochrane, ILB Drew Lewis, TB Troy Lewis, S Daniel Talley, S \*Kyle Trego

**JUNIORS (3):** WR Kabion Ento, WR Danny Galloway, WR Sean Grundman. **SENIORS (0).**

Recent counts: **35** (2015), **26** (2014), **18** (2013), **26** (2012), **33** (2011), **26** (2010), **22** (2009), **30** (2008), **28** (2007), **19** (2006), **16** (2005).

## 2016 PARTICIPATION CHART

The participation chart for the 2016 Colorado Buffaloes; KEY: **S**—started; **✓**—played; **DNP**—dressed, but did not play; **INJ**—injured/illness; **SSP**—suspended; (—)—denotes did not dress; \*—saw first action as a Buffalo in 2016:

Player	CSU	ISU	UM	UO	OSU	USC	ASU	STN	Ucla	UAWSU	UU	UW	OKS
ADKINS	DNP	DNP	✓	DNP	✓	DNP	DNP	DNP	DNP	✓	DNP	DNP	DNP
AWINI	INJ	INJ	INJ	INJ	INJ	INJ	DNP	✓	✓	✓	✓	SSP	SSP
AWUZIE	S	S	S	S	S	S	S	S	S	S	S	S	S
BAGBY	DNP	—	—	—	—	—	—	DNP	—	—	DNP	—	DNP
*BALE	✓	✓	✓	✓	✓	✓	✓	✓	✓	✓	✓	✓	✓
BANDI	DNP	—	—	—	—	—	—	—	—	—	—	—	—
BENNION	—	—	—	—	—	—	—	—	—	—	DNP	—	—
BERGNER	✓	✓	✓	✓	✓	✓	✓	✓	✓	✓	✓	✓	✓
*BISHARAT	✓	✓	✓	✓	✓	✓	✓	✓	✓	✓	✓	✓	✓
BLACKMON	DNP	DNP	DNP	DNP	DNP	DNP	DNP	—	—	—	—	—	—
BOATMAN	DNP	✓	—	—	✓	—	DNP	—	DNP	✓	DNP	DNP	DNP
BOBO	S	S	S	S	S	S	S	S	S	S	INJ	S	S
*BOUNDS	✓	✓	✓	✓	✓	✓	✓	ILL	ILL	✓	✓	✓	✓
CALLAHAN	✓	✓	✓	✓	✓	✓	✓	✓	✓	S	✓	✓	✓
CARROLL	—	—	—	—	—	—	—	—	DNP	—	—	—	—
CARRELL	S	S	S	S	S	S	S	S	S	S	S	S	S
*COCHRANE	—	✓	—	—	—	—	—	—	—	—	—	—	—
COLEMAN, D.	DNP	—	—	—	—	—	—	—	—	—	—	—	—
COLEMAN, T.	✓	✓	✓	DNP	✓	✓	✓	✓	✓	✓	✓	✓	✓
*COOPER	✓	✓	DNP	✓	✓	DNP	DNP	DNP	DNP	✓	✓	DNP	DNP
DEMENT	DNP	—	—	—	—	—	—	—	—	DNP	—	—	—
*ENTO	✓	✓	✓	✓	✓	✓	✓	✓	✓	✓	S	✓	✓
EVANS	✓	✓	✓	✓	✓	✓	✓	✓	✓	✓	✓	✓	✓
FALO	SSP	SSP	SSP	✓	✓	✓	✓	✓	✓	✓	✓	✓	✓
FIELDS	S	S	S	S	S	S	S	S	S	S	S	S	S
FISHER	✓	✓	✓	DNP	✓	✓	✓	✓	✓	✓	✓	✓	✓
FRANKE	✓	✓	✓	✓	✓	✓	✓	✓	DNP	✓	✓	✓	✓
FRAZIER	✓	✓	✓	✓	✓	✓	✓	✓	✓	S	✓	✓	✓
*GALLOWAY	DNP	✓	—	—	—	—	—	—	—	—	DNP	—	DNP
GAMBOA	S	S	S	S	S	S	S	S	S	S	S	S	S
GEHRKE	DNP	✓	✓	DNP	✓	DNP	DNP	DNP	DNP	DNP	DNP	DNP	DNP
GILBERT	S	S	S	S	S	S	S	S	S	S	S	S	S
GILLAM	✓	✓	✓	✓	✓	✓	✓	✓	✓	✓	✓	✓	✓
GONZALEZ	✓	✓	✓	INJ	INJ	INJ	INJ	INJ	INJ	INJ	INJ	INJ	INJ
GORDON	SSP	SSP	SSP	SSP	SSP	—	—	—	—	—	—	—	SSP
GRAHAM	DNP	✓	DNP	✓	✓	✓	✓	✓	✓	✓	✓	✓	✓
*GRUNDMAN	DNP	—	—	—	✓	DNP	—	—	—	—	DNP	—	DNP
GRZESIEK	DNP	—	—	—	—	—	—	—	INJ	—	—	—	—
*HAIGLER	✓	✓	S	S	✓	✓	INJ	INJ	✓	S	S	S	S
HALL	—	✓	DNP	—	—	—	—	—	—	—	DNP	—	DNP
HASSELBACH	✓	✓	✓	✓	✓	✓	✓	DNP	✓	✓	✓	✓	✓
HELBIG	DNP	—	—	—	—	—	—	—	—	—	—	—	—
HILL	✓	✓	DNP	✓	✓	DNP	✓	✓	✓	DNP	✓	SSP	DNP
HOWARD	✓	✓	✓	✓	✓	✓	✓	✓	✓	—	—	—	—
HUCKINS	INJ	✓	DNP	DNP	✓	DNP	✓	DNP	✓	S	S	S	✓
HUDSON	—	—	—	—	DNP	—	—	—	—	DNP	—	—	—
*HUNTLEY	✓	✓	DNP	✓	✓	✓	✓	✓	✓	✓	✓	✓	✓
IRWIN, J.	S	S	S	S	S	S	S	S	S	ILL	S	S	S
IRWIN, S.	✓	✓	S	S	INJ	✓	✓	✓	✓	✓	✓	✓	✓
JACKSON	✓	✓	✓	✓	✓	S	✓	✓	✓	✓	✓	✓	✓
*JAN	DNP	✓	DNP	—	✓	✓	✓	✓	✓	✓	✓	✓	—
JONES	—	DNP	—	—	—	—	—	—	—	—	—	—	—
*JULMISSE	✓	✓	✓	✓	✓	✓	✓	✓	✓	✓	✓	✓	✓
KAFOVALU	S	S	S	S	S	✓	S	S	S	S	S	S	S
KAISER	✓	✓	✓	✓	✓	✓	✓	✓	✓	✓	✓	✓	✓
KEENEY	✓	✓	DNP	✓	✓	✓	✓	S	✓	✓	DNP	✓	DNP
KELLEY	S	INJ	S	S	S	S	S	S	S	S	S	S	S
KINNEY	✓	✓	✓	✓	✓	✓	✓	✓	✓	✓	✓	✓	✓

Player	CSU	ISU	UM	UO	OSU	USC	ASU	STN	Ucla	UAWSU	UU	UW	OKS
KOUGH	S	S	S	S	S	S	S	S	S	S	INJ	INJ	S
KRONSHAGE	S	S	✓	✓	S	S	S	S	S	S	INJ	DNP	✓
LAGUDA	S	S	S	S	S	S	S	S	S	S	S	S	S
LEE	✓	✓	✓	✓	✓	✓	DNP	DNP	✓	✓	✓	✓	✓
*LEWIS, D.	✓	✓	✓	✓	✓	✓	✓	✓	✓	✓	✓	✓	✓
*LEWIS, T.	DNP	✓	DNP	DNP	—	—	—	—	—	—	—	—	—
LINDSAY	S	S	✓	S	S	S	S	S	✓	S	S	S	S
LISELLA	INJ	INJ	INJ	INJ	INJ	INJ	INJ	INJ	INJ	INJ	INJ	INJ	INJ
LIUFAU	S	S	INJ	INJ	✓	✓	✓	✓	✓	✓	✓	✓	S
LOPEZ	DNP	DNP	DNP	—	—	—	—	—	—	—	—	—	—
*LYNOTT	S	S	S	S	S	S	S	S	S	S	S	S	S
MacINTYRE	S	S	✓	S	S	S	✓	S	S	✓	✓	✓	S
MAKA	DNP	—	—	—	—	—	—	—	—	—	—	—	—
MARKSBERRY	—	DNP	—	DNP	DNP	—	DNP	DNP	DNP	—	DNP	—	—
MATHEWES	DNP	✓	DNP	DNP	✓	DNP	DNP	DNP	DNP	DNP	DNP	DNP	DNP
MCCARTNEY	S	INJ	S	INJ	INJ	INJ	INJ	INJ	INJ	INJ	INJ	INJ	INJ
MCGARRY	DNP	—	—	—	—	DNP	—	DNP	—	—	—	—	—
MEEK	—	—	—	—	—	—	—	DNP	—	—	—	—	—
*MIDDLEMISS	DNP	✓	DNP	—	✓	—	DNP	DNP	DNP	DNP	DNP	DNP	DNP
MILLER	INJ	INJ	INJ	INJ	INJ	INJ	INJ	INJ	INJ	INJ	—	—	—
MOELLER	✓	✓	✓	S	S	S	S	S	S	S	S	✓	S
*MONTEZ	✓	✓	✓	S	S	S	DNP	DNP	✓	✓	✓	DNP	✓
NOYER	DNP	DNP	DNP	DNP	DNP	DNP	DNP	—	DNP	DNP	DNP	DNP	DNP
OLIVER	✓	✓	✓	✓	✓	✓	✓	✓	✓	✓	✓	✓	S
OLUGBODE	S	S	S	S	S	S	S	S	S	S	S	S	S
ORBAN	✓	✓	✓	✓	✓	✓	✓	✓	✓	✓	✓	✓	✓
PATTERSON	DNP	—	—	—	—	—	—	—	—	—	DNP	—	—
PORTER	DNP	—	—	—	—	—	—	—	—	—	DNP	—	—
*PRICE	DNP	DNP	—	✓	✓	✓	✓	ILL	DNP	✓	✓	✓	DNP
RAKESTRAW	DNP	DNP	DNP	DNP	DNP	—	—	—	—	—	—	—	—
RIPPY	—	—	—	—	—	—	—	—	—	—	—	—	DNP
ROBERTS	DNP	—	—	—	—	—	—	—	—	—	—	—	—
ROSS	S	S	S	S	S	S	S	S	S	S	S	S	S
SANDERS	—	—	—	—	—	—	—	—	DNP	—	—	—	—
SEVERSON	✓	✓	✓	✓	✓	✓	INJ	✓	✓	✓	✓	✓	✓
SHAVER	✓	S	✓	✓	✓	✓	✓	✓	✓	✓	SSP	SSP	SSP
SHAW	—	—	—	—	—	—	—	—	—	—	—	DNP	—
SILZER	—	—	—	—	DNP	—	—	DNP	DNP	—	—	DNP	—
SMITH	—	DNP	—	—	—	—	—	—	—	—	—	—	—
STOLTENBERG	—	DNP	—	—	—	—	—	—	—	—	—	—	—
SUTTON	✓	✓	DNP	ILL	✓	DNP	DNP	DNP	DNP	✓	DNP	DNP	DNP
TALIANKO	✓	✓	✓	INJ	INJ	DNP	DNP	DNP	DNP	DNP	DNP	DNP	DNP
*TALLEY	✓	✓	✓	INJ	INJ	INJ	INJ	INJ	INJ	—	—	—	—
THOMPSON	S	S	S	S	S	S	S	S	S	S	S	S	S
*TONZ	✓	✓	DNP	✓	✓	DNP	✓	DNP	DNP	✓	✓	✓	✓
*TREGO	INJ	✓	INJ	INJ	INJ	INJ	INJ	✓	✓	✓	✓	✓	✓
TUGGLE	DNP	—	—	—	—	—	—	—	—	—	DNP	—	DNP
*TUILOMA	—	DNP	—	—	✓	—	—	—	—	—	—	—	—
TUPOU	S	S	S	S	S	S	S	S	S	S	S	S	S
UDOFFIA	—	DNP	—	—	—	—	—	—	—	—	DNP	—	DNP
*UMU	DNP	✓	DNP	DNP	✓	✓	✓	✓	✓	✓	✓	✓	✓
VAUGHN	INJ	INJ	INJ	—	—	—	—	—	—	—	—	—	—
WALKER	INJ	INJ	INJ	DNP	✓	✓	✓	✓	✓	✓	✓	DNP	✓
WIEFELS	✓	S	✓	✓	✓	✓	✓	✓	✓	✓	✓	✓	✓
WITHERSPOON	S	S	S	S	S	S	S	S	S	S	S	S	✓
DRESSED	89	86	74	70	75	70	74	70	77	70	74	78	76
PLAYED	60	71	56	56	68	58	57	57	57	62	58	58	56

Inactive For 2016: Eggers, Headley, Sanchez, Winfree.

## EXPERIENCE ANALYSIS

A look at annual fluctuations in the percentage of upperclassmen starting games over the last decade or so at Colorado; in 2012, the Buffaloes started its fewest seniors believed ever (17.8%) and a record number of freshmen (28.0%; 21.6% true frosh). A year-by-year glance at starts by class since 1999:

Season	G	SR	JR	SO	FR (RS-True)	UpperCl%	Fr-Pct.
1999	12	115	42	86	21 (20-1)	59.5	8.0
2000	11	55	116	38	33 (15-18)	70.7	13.6
2001	13	102	95	83	7 (0-7)	68.9	2.4
2002	14	155	130	14	9 (0-9)	92.5	2.9
2003	12	105	49	78	32 (14-18)	58.3	12.1
2004	13	72	103	100	11 (0-11)	61.2	3.8
2005	13	116	112	48	10 (4-6)	79.7	3.5
2006	12	92	84	71	17 (11-6)	66.7	6.4
2007	13	89	106	38	53 (29-24)	68.2	18.5

Season	G	SR	JR	SO	FR	(RS-True)	UpperCl%	Fr-Pct.
2008	12	106	54	63	41	(24-17)	60.6	15.5
2009	12	57	90	89	28	(24-4)	55.7	10.6
2010	12	82	111	37	34	(22-12)	73.1	12.9
2011	13	141	55	57	33	(10-23)	68.5	11.5
2012	12	47	84	59	74	(17-57)	49.6	28.0
2013	12	70	92	69	33	(2-31)	61.4	12.5
2014	12	83	50	96	35	(18-17)	50.4	13.3
2015	13	59	110	86	31	(25- 6)	59.1	11.7
2016	14	141	116	28	23	(23- 0)	83.4	7.5

## HISTORICALLY

Colorado is in its second century of intercollegiate football, as the Buffaloes finished their 127th season of competition having played **1,225** games with an all-time record of **695-494-36**. CU currently stands 25th on the all-time win list and is 36th in all-time winning percentage (.582; the Buffs are 29th for those schools with 1,000 or more games played in Division I-A). Only 12 Division I schools have played more seasons of intercollegiate football than Colorado; Washington is the only Pac-12 school that matches CU's total of 127 (Cal is the only one who has played more games – 1,232), with only USC (823) and Washington (715) having won more games (CU is sixth in the league in winning percentage).

➔ In Boulder, the Buffs are **401-189-16** (.675) all-time and **309-169-10** (.643) in 93 seasons on the “hilltop” (Folsom Field).

## OVERTIME

Colorado is **6-7** all-time in overtime games (**3-4** at home); the Buffs became the 84th team in Division I-A to play an overtime game when it played its first ever extra session affair against Missouri in 1999. Here's a chart summarizing the Buffs in overtime (\*—denotes in Denver):

Date	Opponent	Score	Regulation	Coin Toss	Choice	---Total Yards---		Notes
						Offense	Defense	
10-09-99	MISSOURI	W 46-39	39-39	Missouri	Defense	25	13	Ends with Kelly INT
11-26-99	NEBRASKA	L 30-33	27-27	Nebraska	Defense	9	25	CU trailed 27-3 early in 4th
11-09-02	at Missouri	W 42-35	35-35	Missouri	Defense	25	18	Ends with Mossoni FR
12-28-02	Wisconsin	L 28-31	28-28	Wisconsin	Defense	-2	5	Alamo Bowl
10-11-03	KANSAS	W 50-47	44-44	Colorado	Defense	25	7	Calhoun 3-25, TD rushing in OT
10-23-04	at Texas A & M	L 26-29	26-26	Colorado	Defense	14	33	First CU turnover in an OT ends it
10-07-06	BAYLOR	L 31-34 (3 OT)	17-17	Colorado	Defense	42	72	Ends in 3OT on Baylor INT
9-01-07	*Colorado State	W 31-28	28-28	Colorado	Defense	7	16	Eberhart kicks GWFG (35) after Wheatley INT
9-18-08	WEST VIRGINIA	W 17-14	14-14	Colorado	Defense	18	19	Goodman kicks GWFG (25) after WVU FG miss
9-10-11	CALIFORNIA	L 33-36	30-30	California	Defense	20	45	CU drives to CA4 but drive stalled
9-27-14	at California	L 56-59 (2 OT)	49-49	Colorado	Defense	46	34	CU drives to CA1 but failed on 4th down
10-25-14	UCLA	L 37-40 (2 OT)	31-31	Colorado	Defense	13	40	CU rallied from 31-14 down in 4th; two OT FGs
9-19-15	*Colorado State	W 27-24	24-24	Colorado	Defense	10	2	Gonzalez kicks GWFG (32) after Thompson FG block

## COMEBACK BUFFS

Over the last 10 seasons, Buffs rallied to win from 10 or more points down 12 times, including twice under Mike MacIntyre, including rallying from its largest deficit ever against CSU. In 2014, UMass was up by 11 early in the second half after cashing in on a pick-six. Two of the rallies came from 17 down: in 2012, Washington State led, 31-14, early in the fourth quarter, but CU scored three straight TDs to close the game, capped by **QB Jordan Webb** scoring on fourth down from four yards out with 0:09 remaining; **PK Will Oliver** added the game winning PAT. In 2007, the Buffs got the best of No. 3 Oklahoma when **PK Kevin Eberhart** capped a run of 20 straight points with a 45-yard field goal for a 27-24 win. Eight have taken place in Boulder, a ninth (the first one) in Denver against CSU, and two on the road (the Washington State comeback was the largest fourth quarter comeback on the road CU has ever had).

## COLORADO COMEBACKS

Trailed By	Time, Qtr.	Final	Opponent (Date)
<b>14</b> ( 0-14)	2:44, 1Q	27-24	OT; Colorado State (Sept. 19, 2015)
<b>11</b> (20-31)	12:24, 3Q	41-38	at Massachusetts (Sept. 6, 2014)
<b>17</b> (14-31)	8:07, 4Q	35-34	at Washington State (Sept. 22, 2012)
<b>11</b> ( 3-14)	3:47, 1Q	44-36	KANSAS STATE (Nov. 20, 2010)
<b>10</b> (14-24)	10:40, 3Q	29-27	GEORGIA (Oct. 2, 2010)
<b>10</b> ( 0-10)	0:00, 2Q	31-13	HAWAII (Sept. 18, 2010)
<b>10</b> (21-31)	11:01, 4Q	35-34	TEXAS A&M (Nov. 7, 2009)
<b>11</b> (13-24)	9:14, 4Q	28-24	IOWA STATE (Nov. 8, 2008)
<b>14</b> ( 7-21)	7:29, 2Q	31-24	EASTERN WASHINGTON (Sept. 6, 2008)
<b>11</b> (24-35)	0:23, 2Q	65-51	NEBRASKA (Nov. 23, 2007)
<b>17</b> ( 7-24)	12:23, 3Q	27-24	OKLAHOMA (Sept. 29, 2007)
<b>11</b> (17-28)	10:05, 3Q	31-28	OT; Colorado State (Sept. 1, 2007)

## LITTLE KNOWN RARITY

In CU history, the Buffaloes have had a 100-yard rusher and receiver in the same game on **40** occasions (and are **30-10** in games when this occurs). It's happened four times this year (including two 100-yard rushers, **TB Phillip Lindsay**/**QB Sefo Liufau** and a 100-yard receiver, **WR Devin Ross** against Washington State. It's happened nine times overall with CU as a member of the Pac-12 (previously once each in 2011, 2012, 2013, 2014 and 2015). In 2001, the first time the same player had 100 yards in both in the same game at Colorado occurred when **TB Cortlen Johnson** had 172 rushing and 105 receiving at Iowa State. *A closer look at this unique list can be found on page 182 of the 2016 CU Information Guide & Record Book supplement.*

## FOLSOM FIELD CAPACITY SNAPSHOT

Folsom Field's official capacity had been 53,613, expanded last in 2003 when 1,903 club seats and 41 suites were added in the east side stadium expansion; however, with CU's \$156 million Athletics Complex Expansion nearing completion and the northeast corner of the stadium and the north stands now redesigned, the new capacity now stands at **50,183**. Folsom is tied for the 18th oldest venue among the 128 NCAA Division I-A/FBS stadiums. It is the fourth oldest stadium in the Pac-12 Conference, as only Husky Stadium (Washington, 1920), Rose Bowl Stadium (UCLA, 1922) and Los Angeles Memorial Coliseum (USC, 1923) are older.

## CU FOOTBALL REMAINS SECOND MOST POPULAR PER-GAME SELL IN STATE

The final home attendance figure for 2016 was **279,652**, an average of 46,609 for six home games, over 7,220 more than CU's 2015 average. It marks the 22nd straight season that Colorado football was the second largest draw per game in the state behind the NFL Denver Broncos (and the 40th time in the last 42 years). The fledgling Colorado Rockies took over the second spot the two years they played at old Mile High Stadium, averaging in the mid-to-upper 50s in 1993 and 1994. The Broncos wrestled the state's top spot away from the Buffs permanently in 1975 after first doing so in 1969, with six years of see-sawing in-between (CU had been the state attendance leader since Folsom Field was built in 1924). CU continues to have the second largest public and overall season ticket base in the state (the count in 2016 was just under 27,000 when adding in 9,200 student holders to 17,500 public tickets (student tickets are purchased, just at a discounted rate). In 2016, CU was again first in the state in college football attendance for the **51st** straight year, ahead of Air Force (29,586; AFA was the last school top CU's figure, in 1965) and Colorado State (27,600); all had six games. The Broncos are averaging 76,744 fans per game this year; the Rockies averaged 32,129 this past summer.



## SCORING STREAKS

The Buffs scored in a school record **242** consecutive games until Missouri ended the streak on October 25, 2008; it was first shutout loss since November 12, 1988 to Nebraska in Lincoln (7-0). The Buffs had scored in **94** consecutive road games (123 including neutral sites) as well as in 153 straight league games, all 103 in Big 12 play, including the four title games, and their final 50 in Big Eight competition, dating back to the '88 shutout at Nebraska. CU had scored in **150** straight games at home until Stanford shut out the Buffs, 48-0 on Nov. 3, 2012; the previous last shutout was a 28-0 loss to Oklahoma on Nov. 15, 1986. CU has been shutout just 10 times in its last **577** games (dating to October 5, 1968), but only six schools have administered them: Oklahoma (three times), Missouri (twice), Nebraska (twice), Louisiana State, Michigan and Stanford. Current streaks:

- CU has scored in **53** straight games overall; last shutout was at home against Stanford on Nov. 3, 2012 (a 48-0 loss).
- CU has scored in **157** straight games against non-conference opponents (last shutout: a 44-0 loss at home to LSU on September 15, 1979).
- The home shutout losses to Stanford ('12), Oklahoma in '86 and LSU in '79 are the only three times CU has not scored at Folsom Field over the course of the last **314** games (all the way back to 1963).

## SAFELY AHEAD

The Buffs have been a virtual lock to win once they have a lead of two or more scores (nine-plus points) over the past 40-plus seasons. Since the 1976 opener, CU has protected a two-score lead **236** of **267** times, losing 28 and tying three when it blew the lead; a closer look (\*—Disneyland Pigskin Classic at Anaheim):

Date	Opponent	CU Lead (when)	Result	Date	Opponent	CU Lead (when)	Result
9/17/16	at Michigan	14 (21-7; 1st Quarter)	L, 28-45	09/23/06	at Georgia	13 (13- 0; 4th Quarter)	L, 13-14
11/13/15	SOUTHERN CALIFORNIA	14 (17-3; 2nd Quarter)	L, 24-27	10/23/04	at Texas A&M	12 (19- 7; 3rd Quarter)	L, 26-29 OT
11/01/14	WASHINGTON	10 (20-10; 2nd Quarter)	L, 23-38	11/01/03	at Texas Tech	14 (14- 0; 1st Quarter)	L, 21-26
09/27/14	at California	14 (28-14; 3rd Quarter)	L, 56-59 2OT	10/04/03	at Baylor	9 (23-14; 3rd Quarter)	L, 30-42
08/29/14	Colorado State (Denver)	10 (17-7; 3rd Quarter)	L, 17-31	11/11/00	Iowa State	11 (20- 9; 2nd Quarter)	L, 27-35
09/08/12	SACRAMENTO STATE	14 (14-0; 1st Quarter)	L, 28-30	09/02/00	Colorado State (Denver)	10 (24-14; 3rd Quarter)	L, 24-28
09/01/12	Colorado State (Denver)	11 (14-3; 2nd Quarter)	L, 17-22	10/23/93	at Kansas State	9 ( 9- 0; 2nd Quarter)	T, 16-16
10/01/10	WASHINGTON STATE	10 (27-17; 4th Quarter)	L, 27-31	09/18/93	at Stanford	10 (37-27; 4th Quarter)	L, 37-41
11/06/10	at Kansas	28 (45-17; 4th Quarter)	L, 45-52	09/15/90	at Illinois	14 (17- 3; 2nd Quarter)	L, 22-23
10/23/10	TEXAS TECH	10 (24-14; end 3rd Qtr)	L, 24-27	08/26/90	*Tennessee	14 (31-17; 4th Quarter)	T, 31-31
11/19/09	at Oklahoma State	11 (21-10; 3rd Quarter)	L, 28-31	09/27/86	ARIZONA	9 (21-12; 4th Quarter)	L, 21-24
10/10/09	at Texas	11 (14-3; 2nd Quarter)	L, 14-38	11/03/84	KANSAS	11 (27-16; 4th Quarter)	L, 27-28
11/28/08	at Nebraska	14 (14-0; 1st Quarter)	L, 31-40	10/16/82	at Oklahoma State	13 (13- 0; 1st Quarter)	T, 25-25
11/10/07	at Iowa State	21 (21- 0; 3rd Quarter)	L, 28-31	09/19/81	WASHINGTON STATE	10 (10- 0; 4th Quarter)	L, 10-14
09/08/07	at Arizona State	14 (14- 0; 2nd Quarter)	L, 14-33	10/10/79	OKLAHOMA STATE	20 (20- 0; 4th Quarter)	L, 20-21
10/28/06	at Kansas	9 ( 9- 0; 3rd Quarter)	L, 15-20				

Colorado has lost only 34 games (and was tied twice) dating back to 1980 when leading by *any* margin at any point in the fourth quarter or overtime. The most recent losses were last year, in the 38-31 loss to Arizona (led 24-17 entering the fourth) and in the 35-31 loss at UCLA (CU took a 31-28 lead early in the fourth); CU lost four games in 2014 where it had small fourth quarter advantages. The ties came against Tennessee in 1990 (31-31, after leading 31-17) and Kansas State in 1993 (16-16 after taking a late 16-13 lead).

- Colorado has won **120** of its last **141** games in which it at any point has held a two-score lead. A 2003 loss to Baylor snapped a 26-game winning streak in such situations on the road, and an overall streak of 49 consecutive wins from 1993 to 1999 was snapped by CSU in 2000. In this same span, **Colorado has rallied to win 38 games and tie two others dating back to 1981 after once trailing at some point in the fourth quarter** (not including coming from 27-3 down against Nebraska in 1999 before losing in OT). The most recent was the 41-38 win at Oregon on Sept. 24; CU had led most of the game but Oregon went ahead, 38-33, late in the third quarter. But a Steven Montez to Bryce Bobo 31-yard TD pass (and the two connecting again on the two-point conversion) were the only points in the fourth quarter and CU held the Ducks off for the win. Two of the biggest ones occurred in 2007: CU rallied from 28-17 down in the third and 28-25 in the fourth to defeat CSU 31-28 in overtime) and Oklahoma (down 24-7 late in the third, eventually tying the fourth largest comeback in school history in winning 27-24).

## INJURIES DOWN AFTER 2015 COUNT SIXTH-WORST IN LAST 30 SEASONS

The injury bug hit the Buffs in 2015, as 10 positions had a starter miss at least one game due to injury. The injury bug avoided Mike MacIntyre's first two teams for the most part, but last year ('15) was a different story: the Buffs lost **93** full games from players who figured in the two-deep (or those who regularly rotated in at the skill positions), and **120** games overall by the entire team. Below are the worst regular seasons for injuries/illness for the CU program over the last 29 years (KEY: GL—Games lost to injury; GL/2—Games lost by 2-deep scrimmage players; MG—"Man games" as defined by as the total number of games if all players NOT ticketed to redshirt played every game; Pct. Lost – percentage of man games lost, knowing that in actuality, the number is higher as third-team players and reserves don't see that much action; 2/MG—2-deep man games, or starting 22 positions plus backups):

Season	G	GL	MG	Pct. Lost	GL/2	2/MG	Pct. Lost	Season	G	GL	MG	Pct. Lost	GL/2	2/MG	Pct. Lost
2008	12	121	1008	12.0	110	528	20.8	2012	12	108	984	11.0	71	528	13.4
2011	13	141	1066	12.8	115	572	20.1	2003	12	74	876	8.4	58	528	11.0
1998	11	101	864	11.7	89	484	18.4	1997	11	51	770	6.6	41	484	<b>8.5</b>
2000	11	101	880	11.5	82	484	16.9								
2010	12	103	924	11.1	88	528	16.7	<b>2016*</b>	<b>14</b>	<b>129</b>	<b>1224</b>	<b>10.6</b>	<b>75</b>	<b>630</b>	<b>11.9</b>
<b>2015</b>	<b>13</b>	<b>120</b>	<b>1053</b>	<b>11.4</b>	<b>93</b>	<b>572</b>	<b>16.3</b>	*—man-games for 2-deep include PK spot.							
2002	13	139	1118	12.4	80	572	14.0								

Dating back to 1987, only 10 times has CU lost over five percent of its "man game" count due to injury (1995-97-98-2000-02-03-08-10-11-12).

**BUFFS AGAINST THE BEST**

Here's a look at how CU has fared all-time against nationally ranked teams (*Associated Press* poll):

<b>Games</b>	<b>All-Time Record</b>	<b>1989-2016 Record</b>	<b>Mike MacIntyre Record</b>	<b>Coach With The Most Wins</b>
versus Top 5.....	12-55-2	8-23-1	0-4	5 / Bill McCartney
versus Top 10.....	25-92-3	14-38-2	0-5	8 / Eddie Crowder & Bill McCartney
versus Top 15.....	37-119-3	20-53-2	0-6	10 / Bill McCartney
versus Top 25.....	71-162-3	45-83-2	2-14	20 / Bill McCartney

CU played 21 ranked non-conference opponents (bowls included) as a member of the Big 12, going 9-12, the most wins over non-league ranked foes from 1996-2010.

**"OUTSIDE THE NINE DOTS"**

Some out of the ordinary records by the Buffs in some unique situations:

- ❑ Colorado is **84-43** against teams with three or more losses dating back to the 1985 season;
- ❑ Colorado is **80-46-1** in its last **127** games against schools that include the word "State" (dating to 1986);
- ❑ Colorado is **549-277-25** all-time in games played in the Mountain Time Zone (Colorado, Arizona, Montana, New Mexico, Utah, Wyoming)

**SIXTEEN TO THE HOUSE ON THE FIRST TRY WHEN IT COMES TO THEFTS & SCORES**

CU players have a penchant to return their first career interceptions for touchdowns, as since 1992, **16** Buffaloes have scored after stealing their first college pass. Sophomore **ILB Rick Gamboa** is the latest to join the club, snaring a batted pass and returning it 20 yards for a score against Oregon State on Oct. 1. **ILB Kenneth Olugbode** had the previous one, racing 60 yards for a score with his first pick in a 27-24 overtime win over Colorado State in 2015. That was the first in eight years, however, as the one previous came in 2007, when redshirt frosh **CB Jimmy Smith**, as his 31-yard return of a Joe Ganz pass cut Nebraska's lead over CU to 35-31 early in the second half and was the impetus to a 65-51 comeback win. Prior to that may have been the most spectacular of the lot: **ILB Marcus Burton** returned a pick 99 yards at Oklahoma State in 2005, preserving CU's shutout in the waning seconds of the game. Three did it in 2004: **OLB Brian Iwuh** did it off the bat when he made his first career pick and returned it 37 yards for what proved to be the winning touchdown against Colorado State in the season opener; a week later, **Joe Sanders**, plucked off a ball against Washington State and raced 51 yards for six, snapping a 3-3 deadlock in the process; then versus Texas, **CB Terrence Wheatley** plucked one off and ran 37 yards for six with his first theft. Two did it in 2001: **S Medford Moorer** picked off his first career pass and returned it 64 yards for a touchdown against Texas in the Big 12 Championship game, while **CB Donald Strickland** returned his first career pick 31 yards for a touchdown just one minute into the CSU game. Frosh redshirt **CB Phil Jackson** did it in 2000, as he returned his first career INT 28 yards for a TD against Washington. **SS Rashidi Barnes** had his first one in CU's win over CSU in 1997, returning it 26 yards for a score, rallying the Buffs into a 14-14 tie early in the second half. Barnes was the fourth Buff in a 14-game span to return a first career pick for a TD—**Marcus Washington** had a 95-yard theft for a score in the '96 Cotton Bowl against Oregon; **Vili Maumau** had a 33-yard interception for six (and a Hula dance) at Colorado State in 1996; and **Nick Ziegler** stole one for a 31-yard score against Washington in the '96 Holiday Bowl. In 1992, **Dwayne Davis** returned one 31 yards for a TD in a 21-20 win at Minnesota to start this amazing run.

➤ And two did it with their first punt returns: **Ben Kelly** (vs. Utah State in 1998) and **Jeremy Bloom** (vs CSU in 2002).

**BUFFALO DINOSAURS**

The longtime radio voice of the Buffs, **Larry Zimmer** wrapped up his career following the 2015 season, calling **486** CU games; a string of **251** in a row came to an end after he was hospitalized in October 2014 (he would miss the final six games of the season). He only missed 17 games overall; prior to the six due to illness, he had missed three bowls (two due to contracts forbidding teams to originate broadcasts), three regular season games due to travel conflicts and five road games this season; his 400th at CU was also the 1,000 of his professional career. At their current school, only Bob Robertson, Washington State (552 at the time) and Bill Hillgrove, Pittsburgh (535) had called more games than Zim, who was tied for fourth in the number of years calling major college football for the same team (42nd season) behind Robertson (49th), Hillgrove (46th) and Don Fischer, Indiana (43rd; South Carolina's Tommy Suggs was also in his 42nd year). In 2009, Zim was honored as the 15th recipient of the Chris Schenkel Award, which recognizes those who have enjoyed a long and distinguished career broadcasting college football at a single institution (he called a total of **570** college games, including 50 for Michigan and 34 for CSU).

**OTHER DINOSAURS:** **Jon Burianek**, who retired as senior associate AD in June 2006 and then briefly rejoined the department on a contract basis in 2013, worked **444** CU football games, including a run of **415** in a row (229 of which were at home). **SID Dave Plati** has worked **446** overall, including the last **404** (dating to the '83 finale); Darian Hagan in his second stint as an assistant coach, has been a part of **234** (88 as an assistant coach, 62 as a football staff member, 35 as the Alumni C-Club director and 49 as a player); and **Gary Barnett**, now an analyst with KOA, has worked **209** (106 as an assistant coach, 87 as head coach and 16 on the radio). The late **Fred Casotti**, the school's longtime SID and associate AD between 1952-87, witnessed 477 CU football games in person prior to his passing in 2001; included within that was a string of 268 in a row at one time at Folsom Field. The record by a coach is held by **Brian Cabral**, who, including his playing days (46 games), was a part of **340** CU games (the last 294 in a row); former facilities man **John Krueger** worked 325 in all (1980s to 2012). Then there are CU's "Super Twins," **Betty Hoover** and **Peggy Coppom**, who have been to all but handful of CU's home games – since 1940 (they're 92). And the late **F.M. "Dutch" Westerberg** is the all-timer; the long-time season ticket holder saw *every* CU home game (**394** of 'em) from 1921 until 1999, when he passed away at the age of 94.

**STAT CREW:** **Jack Landon** (son of one-time presidential candidate Alf Landon) completed his 44th year as a member of the CU football stat crew; he joined the basketball crew in 1971 and then football two years later. Virginia did a survey on longest tenured state people, and Jack is 19th nationally.

**NFL SCOUT WATCH**

Colorado has 23 seniors on its 2016 roster, and if history holds, they will receive plenty of looks from scouts all around the National Football League; scouts/player personnel types pass through Boulder every season for a game and/or practice(s), with over three fourths of the league doing so on average every season. Thus far in 2016, **28** teams scouted the Buffs in person at games: Arizona, Atlanta, Baltimore, Buffalo, Carolina, Chicago, Cleveland, Dallas, Denver, Detroit, Green Bay, Indianapolis, Jacksonville, Kansas City, Los Angeles, Miami, Minnesota, New Orleans, N.Y. Giants, N.Y. Jets, Oakland, Philadelphia, Pittsburgh, San Diego, San Francisco, Seattle, Tampa Bay and Tennessee. Not including camps or practices, **852** scouts have attended Colorado games since 2000 (home, road and neutral sites). At the 2016 UCLA game in Boulder (Nov. 3), a record for a CU game occurred as there were 31 scouts from 20 teams were in attendance for the game.

## PLAYING ON SUNDAY: IN-THE-PROS

There were **nine** former Colorado Buffaloes on National Football League rosters at the end of 2016 season, one fewer than at the end of 2015. Colorado has had **236** players all-time go on to make an active NFL roster and **266** all-time draft picks, which ranks as the fourth most among Pac-12 programs and the 22nd overall. CU had continually been one of the top 20 producers for the last quarter century of NFL talent and at one time in the late 1970's had the most active players (47) of any school in the nation. The last time Colorado was in the top 10 in players produced was in 2002, coming in 10th (29); nationally, CU was in the top four from 1996-99 (third in '09, fourth the other years). The active list (KEY: **Exp.**—denotes number of years in the league; **a**—active/physically unable to perform; **i**—on injured reserve; **p**—practice squad):



Player	Pos.	Team	Exp.
David Bakhtiari	OT	Green Bay Packers	3
Ken Crawley	CB	New Orleans Saints	R
Mason Crosby	PK	Green Bay Packers	9
Justin Drescher	LS	New Orleans Saints	6
i—Stephone Nembot	OT	Baltimore Ravens	R
Paul Richardson	WR	Seattle Seahawks	2
Jimmy Smith	CB	Baltimore Ravens	5
Nelson Spruce	WR	Los Angeles Rams	R
Nate Solder	OT	New England Patriots	5

## Waived In Camp/In-Season\*

Player	Pos.	Team	Exp.
Jered Bell	S	San Francisco 49ers	R
Jalil Brown	CB	Indianapolis Colts	5
Daniel Munyer	OG	Kansas City Chiefs	1
Christian Powell	RB	Pittsburgh Steelers	R
Will Pericak	DE	Seattle Seahawks	2

## COACHES

Name	Pos.	Team	Tie To Colorado
Eric Bieniemy	RB	Kansas City	Player, 1987-90; Asst. Coach, 2000-02, '11-12
Joe Bleymaier	QC/Offense	Kansas City	QC/MacIntyre Staff, 2013-15

Tom Cable	OL/AHC	Seattle	Asst. Coach, 1998-99
Moses Cabrera	Str/Cond	New England	Asst. S&C Coach, 2010
Jim Caldwell	Head Coach	Detroit	Asst. Coach, 1982-84
Karl Dorrell	WR	N.Y. Jets	Asst. Coach, 1992-93, 95-98
Jon Embree	TE	Tampa Bay	Player '83-86/Asst. Coach '91-02 Head Coach 2011-12
James Hardy	Str/Cond Asst.	New England	Asst. S&C Coach, 2008-16
Nick Holz	QC/Offense	Oakland	Player, 2003-06
Vance Joseph	Def. Coord.	Miami	Player, 1990-94
Steve Marshall	OL	N.Y. Jets	Asst. Coach, 2000-01, 11-12
Chris Morgan	OL	Atlanta	Player, 1995-99
Robert Prince	WR	Detroit	Asst. Coach, 2010
Chris Wilson	DL	Philadelphia	Asst. Coach, 2000-04

## PLAYER PERSONNEL/DEVELOPMENT

Name	Team	Tie To Colorado
Malcolm Blacken	Washington (Dir., PD)	Strength Coach, 2011-12
Jordan Dizon	Denver (Scout)	Player, 2004-07/Butkus runner-up
Dave McCloughan	Oakland (Asst., PP)	Player, 1987-90
Bob Morris	San Francisco (Scout)	Player, 1973-76
Matt Russell	Denver (Dir., PP)	Player, 1992-96/Butkus Award
Duke Tobin	Cincinnati (Dir. PP)	Player, 1992-93

**CANUCKS:** One former Buff is playing north of the border in the Canadian Football League. **CB Greg Henderson** is in his first year with the Montreal Alouettes (**OG Edwin Harrison** recently retired after spending six years with the Calgary Stampeders).

**DAD PLAYED ON SUNDAYS:** Seven players are the sons of former National Football League players: **DL Terran Hasselbach** (father Harald played with Washington and Denver); **ILB Drew Lewis/TB Troy Lewis** (father Will played with Seattle and is now the director of scouting for the Kansas City Chiefs); **OLB Derek McCartney** (father Shannon Clavelle, Green Bay); **QB Steven Montez** (father Alfred, Oakland); **CB Isaiah Oliver** (father Muhammad, five years with as many teams: Denver, Green Bay, Kansas City, Miami, Washington); and **ILB Jacob Stoltenberg** (father Bryan played with San Diego, N.Y. Giants and Carolina).

**COLORADO HIGH SCHOOL COACHES:** Five former Buffaloes are serving as high school head coaches in the state; the five who head prep programs: **Matt Flavin** (Buena Vista), **Phil Jackson** (Sierra), **Dave Logan** (Cherry Creek), **Vincent Smith** (Boulder) and **Scott Yates** (Kent Denver).

**ALL-TIME CU PRO NOTE:** How good was CU's 1994 offense? Ten of the 11 starters were drafted into the NFL (Tony Berti, Rae Carruth, Christian Fauria, Heath Irwin, Chris Naeole, Rashaan Salaam, Kordell Stewart, Bryan Stoltenberg, Derek West and Michael Westbrook), with the 11th signing as a free agent (Lepsis). All played, and three remain on NFL rosters some 11 years later. And six of the '94 defensive starters wound up playing professionally as well.

## O-LINEMEN PIPELINE TO THE NFL

CU has been a solid conduit to the NFL League when it has come to offensive linemen and the research below indicates CU may very well be the place to go if an offensive lineman wants to take it to the next level. Dating back to the 1991 NFL draft, or the '87 recruiting class, 29 of 39 players who started at least two years on the Buff offensive line were either drafted or signed as free agents. The list is impressive (with three others who started just one season):

Player	Pos	Full Years As A Starter	NFL (Round or FA)
Stephane Nembot	OT	(4) 2012-15	Baltimore (FA)
Daniel Munyer	C/G	(3) 2012-14	Kansas City (FA)
David Bakhtiari	T	(3) 2010-12	Green Bay (4)
Ryan Miller	G	(5) 2007-11	Cleveland (5)
Nate Solder	T	(3) 2008-10	New England (1)
Daniel Sanders	G/C	(3) 2006-08	St. Louis (FA)
Edwin Harrison	G/T	(3) 2005-07	Kansas City (FA)
Tyler Polumbus	T	(3) 2005-07	Denver (FA)
Brian Daniels	G	(4) 2003-06	Minnesota (FA)
Mark Fenton	C	(3) 2004-06	Denver (FA)
Clint O'Neal	T	(2) 2004-05	Washington (FA)
Sam Wilder	T	(2) 2003-04	Dallas (FA)
Marwan Hage	G/C	(3) 2001-02-03	Jacksonville (FA)
Wayne Lucier	G/C	(2) 2001-02	N.Y. Giants (7)
Justin Bates	T/G	(3) 2000-01-02	Dallas (7)
Andre Gurode	G/C	(3) 1999-00-01	Dallas (2)
Victor Rogers	T	(3) 1999-00-01	Detroit (7)

Player	Pos	Full Years As A Starter	NFL (Round or FA)
Brad Bedell	G	(2) 1998-99	Cleveland (6)
Shane Cook	T	(2) 1998-99	New Orleans (FA)
Ryan Johanningmeier	G/T	(3) 1997-98-99	Atlanta (FA)
Melvin Thomas	G/T	(3) 1995-96-97	Philadelphia (7)
Chris Naeole	G	(3) 1994-95-96	New Orleans (1)
Heath Irwin	G	(3) 1993-94-95	New England (4)
Bryan Stoltenberg	C	(4) 1992-93-94-95	San Diego (6)
Derek West	T	(3) 1992-93-94	Indianapolis (5)
Tony Berti	T	(2) 1993-94	San Diego (6)
Jay Leeuwenburg	C	(3) 1989-90-91	Kansas City (9)
Mark VanderPoel	T	(3) 1988-89-90	Indianapolis (4)
Joe Garten	G	(4) 1987-88-89-90	Green Bay (6)

## One-Year Starters:

Tom Ashworth	T	(1) 2000	New England (FA)
Ben Nichols	G	(1) 1998	Atlanta (FA)
Ariel Solomon	T	(1) 1990	Pittsburgh (10)

**A LONG LINE OF WALK-ONS HAVE RISEN TO FIRST-TEAM AT COLORADO**

After the NCAA reduced the number of scholarships from 95 to 85 (completed in 1992), more and more players have had to make their bones starting as walk-ons. Here's a short list (37 count) of some of the standout former and current walk-ons who rose to first-team status at Colorado:

Player	Pos	First Season	Letters	Notes
Willie Beebe	FB	1978	4L	Solid blocker who scored nine career touchdowns as a bruiser near the goal line
Kyle Rappold	NT	1985	3L	Known as the "trash compactor" for his stature, the Fort Lewis transfer clogged the run
Jeff Campbell	WR/KR	1986	4L	Earned scholarship second day of freshman camp; played five years in the NFL
Ken Culbertson	PK	1986	3L	Scored 98 points in CU's 11-0 run in '89 season, making 59-59 PAT and 11-17 FG
David Gibbs	CB	1986	4L	Solid corner and special teams performer, now coaching with NFL Kansas City Chiefs
Mark Henry	WR	1987	3L	Big play guy with 18 career catches for 416 yards, or 23.1 per catch
Robbie James	WR	1987	1L	Threw TD pass on third down FG fake at Oklahoma State to lead CU to 16-12 win in 1991
Charles Johnson	QB	1987	2L	Often subbed for an injured Darian Hagan, earning Orange Bowl MVP honors in '91 vs. Notre Dame
Erik Norgard	C	1987	2L	Walked on in the spring after transferring from Western Washington; All-Big 8 as a senior
Chris O'Donnell	LB/SN	1987	4L	Solid as a rock at long snapper on special teams all four years
Keith Miller	FB	1992	2L	From tiny Ovid, Colo., he was a solid blocking back. Now an opera singer with the MET.
Ryan Black	SS	1993	4L	Led team in tackles as a junior in 1996 with 154 (78 solo)
Ryan Sutter	FS	1993	3L	CU's all-time special team points leader, led Buffs in tackles (170, 98 solo) in 1997
Neil Voskeritchian	PK	1993	2L	Won the starting placekicker job in 1994, finished career ninth in scoring at CU (161 points)
Nick Pietsch	P	1996	4L	Led CU in punting in 1997-98-99, finished with a career average of 39.9
Beau Williams	TE	1998	2L	Primarily a blocking tight end, played a big role on CU's 2001 Big 12 title team
D.J. Hackett	WR	2001	2L	Walked on after CS-Northridge dropped football; led CU in receiving in '03, four-year NFL veteran
Tom Hubbard	FS	2001	2L	Defensive MVP of the 2004 Houston Bowl with two interceptions
Evan Judge	WR	2001	4L	Caught 69 balls for 903 yards to finish in top 20 in receiving yards
John Torp	P	2001	3L	Finished second for the '05 Ray Guy Award; set a school records with 205 punts, 65 inside the 20
Paul Creighton	TE	2002	4L	Also saw action at FB, he primarily was a
Greg Pace	SN	2002	4L	Took over all special team snapping chores early as a freshman and handled through senior year
Joel Klatt	QB	2003	3L	Former infielder in Padres organization went on to set 44 CU passing and total offense records
Cody Crawford	WR	2004	3L	Has cracked the school's all-time lists in catches and yards
Jeff Smart	ILB	2005	4L	Earned a scholarship 3 games into the 2007 season, first LB to do so under Cabral; second most tackles by a WO
Scotty McKnight	WR	2006	4L	First freshman WR to ever lead CU in receiving (43-488, 4 TD), finished first in career receptions and third in yards
Aric Goodman	PK	2008	3L	In his first season, he was awarded a scholarship after making the game-winning FG versus West Virginia
Jason Espinoza	WR	2008	3L	Suffered two breaks to his collarbone in '08, playing briefly in-between; co-first team WR in '09
Dustin Ebner	WR	2009	3L	Primarily on special teams until his senior year, when he became a regular in the rotation and caught his first TD pass
Keenan Stevens	C	2009	2L	Pressed into duty in the season opener due to injury, he soon became a fixture and started 10 games
Alex Wood	FB	2009	2L	Hybrid tight end/fullback worked exceptionally hard and became the first player from Steamboat to start in decades.
Scott Fernandez	TE	2010	2L	Ascended to the top of the depth chart his senior year ('13); first career catch was fifth longest (71 yards vs. UA).
Travis Sandersfeld	DB (N)	2010	4L	One of the CU's top perennial special teams performers, he emerged as the starting nickel back for 5 games in 2010
David Goldberg	DE	2011	3L	Coaches cited how hard he worked daily in practice and assumed a starting spot midway through his senior year
Darragh O'Neill	P	2011	4L	Had more punts (74) than any other freshman at CU, with his 42.3 average second best by a frosh in the NCAA
Ryan Moeller	FS	2013	2L	Starred at Rifle HS in the middle of the Colorado Rockies, top special teams performer and had 14 UT in first start
Colin Johnson	H	2015	1L	He earned the holder position in spring drills

**THE VERTICAL GAME ... RETURNING?**

CU, as in the case with most teams, often is most dangerous on offense when the unit can strike for the big play both via the rush and pass. Colorado had 50 "explosion" plays in 2015, or ones that gained 20 or more yards; that's the most by a CU team since 2011. Here's a look at CU's 20-plus plays in recent memory, not including bowls, going back to 1994, when CU had a high of 76 plays over 20-yards, almost equal in nature (37 rush, 39 pass):

Season	Total	Rush	Pass	Season	Total	Rush	Pass	Season	Total	Rush	Pass	Season	Total	Rush	Pass	Season	Total	Rush	Pass
1994	76	37	39	1999	57	12	45	2004	48	13	35	2009	44	7	37	2014	48	12	36
1995	61	11	50	2000	38	8	30	2005	54	16	38	2010	43	11	32	2015	50	15	35
1996	64	12	52	2001	58	21	37	2006	35	18	17	2011	56	14	42	<b>2016</b>	<b>57</b>	<b>16</b>	<b>41</b>
1997	46	9	37	2002	58	35	23	2007	58	18	40	2012	36	9	27				
1998	40	11	29	2003	47	5	42	2008	40	8	32	2013	42	5	37				

**99 IS SO NICE**

Colorado scored for the seventh time in its history on a 99-yard drive to close out the scoring in the 2015 Arizona State game. **TB Christian Powell** started it with a 42-yard burst from the CU 1, and a Sefo Liufau-to-Nelson Spruce touchdown pass covering 31 yards ended the seven play march over a gassed ASU defense. CU covered the 99 yards in the third fewest plays of the seven, and it was just the second to occur in Boulder:

**99**—vs. Northwestern at Evanston, Sept. 29, 1951 (6 plays)  
**99**—vs. Miami, Fla., at Miami, Oct. 13, 1961 (21 plays)  
**99**—vs. Iowa State in Boulder, Oct. 29, 1988 (8 plays)

**99**—vs. Oklahoma at Norman, Oct. 19, 1991 (8 plays)  
**99**—vs. Oklahoma at Norman, Oct. 19, 1991 (14 plays)  
**99**—vs. Oklahoma State at Stillwater, Oct. 27, 2001 (5 plays)

**99**—vs. Arizona State in Boulder, Sept. 13, 2014 (7 plays)

**AROUND THE NATION**

Colorado has traditionally stocked its rosters primarily with players from three states: Colorado, California and Texas (74 percent of the entire roster—active, those reporting the first day of class and inactive—as of August 5: 86 of 116 players—includes others reporting later this summer). The roll call of state producers for the Buffaloes: California **42**, Colorado **35**, Texas **10**, Arizona **5**, Georgia **5**, Washington **4**, Florida **3**, Utah **3**, Hawai'i **2**, Arkansas **1**, Idaho **1**, New Jersey **1**, Oklahoma **1**, Oregon **1**, Pennsylvania **1**, Wisconsin **1**. That's **16** states total along **MEXICO (1)** that has produced the make-up of this year's team.

➔ **AROUND THE WORLD:** Four Buffaloes were born outside of the United States: **OL Mo Bandi** (India), **PK Diego Gonzalez** (Monterrey, Mexico), **OL Jonathan Huckins** (London, England), **C Alex Kelley** (Madrid, Spain; his parents were living there working as missionaries).

**BUFFS ON ESPN'S GAMEDAY**

Colorado has hosted ESPN's College GameDay three times (Sept. 23, 1995 vs. Texas A&M, Oct. 28, 1995 vs. Nebraska, Sept. 14, 1996 vs. Michigan); the Buffs have been the visiting team on three occasions as well (Oct. 29, 1994 at Nebraska, Sept. 30, 1995 at Oklahoma, Sept. 13, 1997 at Michigan).



## STAT SHOTS

Here are some interesting statistical bullets about Colorado football:

- ➔ **30+.** In its history, Colorado is **315-23-1** when scoring 30 or more points (**6-0** in 2016), along with records of **227-8** with 35-plus points and **210-6** with 36-plus, **187-4** with 38-plus and **119-2** with 43 or more tallies. The six losses with 35 more points came to Air Force (58-35 in 1968), Oklahoma (82-42 in 1980), Stanford (41-37 in 1993), Toledo (54-38 in 2009), Kansas (52-45 in 2010), Utah (42-35 in 2012) and California (59-56 in 20T in 2014). CU has played **1,225** games in its history, registering point totals of every number between 0 and 70 except 1 (duh!) and 68, and has hit 75 and 109 above that mark.
- ➔ Colorado is **115-106-3** in its last **224** league games: within this record is a 25-game span in which CU did not lose a conference game, the fourth longest streak all-time in the Big Eight (1958-1995). Colorado was 23-0-2 during that run. Colorado, however, is **13-41** as a member of the Pac-12.
- ➔ **30 points / 3 TDs.** Colorado has scored 30 or more points in **141** of its last **335** games, posting a **122-18-1** record; the Buffs have scored at least three touchdowns in **219** of these games dating to the start of 1989; in this time frame, CU is **26-97-2** when held to two or fewer touchdowns.
- ➔ For years, the mark of a strong CU team was that the Buffaloes routinely averaged six or more yards on first down. But the last time the Buffs averaged six or more for a season was in 2001, their Big 12 Championship year. Colorado did it six times between 1989 and 1997, including a team record best of **7.2** in both 1989 and 1994.
  - ➔ Since 1966, CU has averaged less than **4.3** just seven times (last in 2012) and less than **4.1** once—**3.5** in 1979. In 2012, the Buffs averaged **4.25** yards on first down, their lowest number since that **3.5** figure in 1979.
  - ➔ In 2013, in MacIntyre's first season, the Buffs had their best average on first down in years: CU averaged **5.83**, their best since 2001 (**6.7**). In 2014, the average was **5.36** and last year climbed back to **5.76**.
  - ➔ In **2016**, the Buffs are averaging **5.98** per first down play (395 of them); CU hasn't averaged six or more yards since **6.7** in 2001.
- ➔ Dating back to the fifth game of the 1999 season, an OT win over Missouri, the Buffs have **59** scores by return, or non-offensive scores, in the last 18 seasons (highs of eight in 1999 and 2002). Since the '95 opener and including postseason, CU has **78** scores by return in **269** games (71 regular season, seven bowl). *Eleven in the MacIntyre Era (5 in 2013, 2 in 2015, 4 in 2016).*
- ➔ **200/200.** Colorado has accomplished the 200 "double-double," that is 200 yards both rushing and passing **46** times in the last **296** games, dating to 1993), having accomplished it eight times under MacIntyre. CU averaged over 200 in each for the season in 1993, 1994 and in 2001 (and is threatening to do it a fourth this year. The Buffs are **46-6** since 1981 when they have reached the 200 plateaus in both and **54-9** overall. *Prior to '93, CU had accomplished the feat only 19 times in its first 929 games in its history.*
- ➔ **600+.** Colorado is **17-1** all-time in games when it has gained 600 or more yards on offense; the first loss was last year when the Buffs had 630 in the 59-56 double overtime loss at California on Sept. 27, 2014. CU is **2-0** under MacIntyre (Nicholls State, 2015; Washington State, 2016).
- ➔ **Grass.** Colorado is **87-92** in its last **179** games on grass, including a **56-53** mark at home, dating back to the 1999 season when Folsom Field converted back to grass (**8-2** on grass this season).
- ➔ **Artificial Turf.** Colorado is **98-60-3** in its last **161** games on non-grass fields dating back to 1989, including a **64-43-3** mark in conference games. CU was **2-2** in 2016 (and is **5-10** under MacIntyre).
- ➔ The Buffs have been a bit of an enigma on **third down** defensively dating back to 2003. That year, while opponents converted at an ordinary 34.6 percent clip (56-of-162), they gained 966 yards on those 56 makes, or an average of **17.3** per play; otherwise, CU allowed just 61 yards on the other 106 plays, or just 0.6 per. Those averages since: **14.1** (2004), **10.2** (2005), **12.0** (2006), **14.0** (2007), **9.7** (2008, the only time under 10 in this span); **15.7** (2009), **12.3** (2010), **13.7** (2011), **12.3** (2012), **11.2** (2013).
  - ➔ In **2014**, CU allowed just 15 plays of 20 yards or more on third down: opponents overall gained **949** yards on **70** makes (**13.6** per) and had a net **82** yards on the other **105** plays (**0.78**).
  - ➔ In 2015, CU allowed 17 plays of 20-plus; opponents gained **1,122** yards on **87** makes (**12.9**), but on the **119** misses, have just **45** total yards (**0.38** per).
  - ➔ This season, CU has allowed just 10 third down plays of 20 yards or longer; the opponent has gained **344** yards on those (**34.4** per); on the other **196** third down plays, they have gained **485** yards (**2.5** per).
- ➔ **No Turns or Sacks.** Dating back to 1972, Colorado is **17-2** in games when not allowing a sack or committing a turnover, winning twice this season, in back-to-back games against Massachusetts and Colorado State, the first time it has happened in back-to-back games. It now marks three times under MacIntyre (including the 2014 CSU game); previous to that was against Cal in 2011 (both were losses). The last win previously had come against Nebraska in 2007 (65-51). In these 19 games, the Buffs have outscored the opponent by **772-395**, with only four games decided by less than 17 points.
- ➔ **Turnover Free.** Colorado has played **78** turnover-free games dating back to the 1946 season, owning a record of **52-22-4** in those games (**2-1** in bowls). Under MacIntyre, CU is **6-3** in miscue-free contests (**3-0** in 2016).
- ➔ **Time Spent In The Lead.** The Buffaloes held leads in 11 of 14 games in 2016 (two-score leads in 10 of those), and were ahead for a total of **457:20** on the season. That's the second-most by a hair in the 21 years CU has tracked the stat (CU led for 458:01 in 1996—a 12-game season including the bowl).
- ➔ Between 2010 and 2013, opponents had **279** plays of 20 yards or more, earning a combined **8,651** yards (31.0 yards per); the average annually has always hovered around 30 yards, which makes sense since the cutoff is all plays of 20 yards or longer. But it's the count that's the concern: in 2008, opponents had just **44** plays of 20-plus, followed by **53** (2009) and **50** (2010); those counts ballooned to **75** in 2011 and **81** in 2012.
  - ➔ Under MacIntyre, the number has been dwindling: in his first season (2013) opponents had 73 plays of 20 yards or more (out of 924, 7.9%), netting **2,316** yards (**31.7** per); in 2014, opponents had **72** plays of 20-plus (8.5 percent of the 845 overall), with those collectively gaining **2,456** yards (1,472 pass/984 rush, **34.1** per). And in 2015, opponents had **65** plays of 20 or more yards (of 948, 6.9%, totaling **2,242** yards (still 34.5 per).
  - ➔ In 2016 (13 games), a noticeable difference: CU has allowed **49** plays of 20-plus for **1,548** yards (31.6 per, but 5.4% of plays yielding 36% of yards).
- ➔ The Buffs averaged **439.2** yards per game in 2014, in part thanks to a school record eight games in a row with **400** or more, with an average **284.6** yards through the air. Colorado has averaged 400 or more yards per game over the course of an entire season just 14 times, before 2014 last doing so in 2001 (434.4), with the school record of 495.3 set during the 1994 season; CU gained 400-plus yards in nine of 11 regular season games that year. The Buffaloes have averaged over 300 yards passing in a season just once — **303.5** — in 1996, and came close the year before (297.2) and in 1992 (297.4); otherwise, CU has thrown for 250 or more per game just three times including 2014.
  - ➔ In **2016**, CU was flirting with rewriting the above through the first three-fourths of the season, finishing with **446.3** yards per outing and **254.4** passing.
- ➔ Colorado rarely folds when the opponent is faced with a 3rd-and-20 or longer. Since Miami, Fla., converted on a 3rd-and-20 in its 35-29 win in Boulder in 1993, opponents are just **5-of-125** on 3rd-and-20 or more. The Buff defense had stopped the opponent 51 straight times until UCLA converted a 3rd-and-30 in 2003, and then 30 straight times before KU made good in '09; Stanford is the last to do it (2011; the opponent is now **0-of-24** since). The CU offense is **12-of-136** when it's faced with 3rd-and-20 plus in the same span (converting on a 3rd-&-27 in the Alamo Bowl against Oklahoma State).
- ➔ CU scored in **43** of **56** quarters in 2016, and in **150** of **204** under MacIntyre (75 percent).

## TRENDS

1985-2016

Since 1985, when the Buffs returned to their traditional winning ways after six frustrating years, Colorado is **213-175-4**; in these 392 games spanning the last 32 seasons, CU has posted the following records (including bowls):

◆ with 400-plus yards total offense	124-35-2	◆ when holding opponent under 300 yards total offense	100-20-1
◆ with 500-plus yards total offense	63-10-0	◆ when leading at halftime	168-32-2
◆ when converting 50 percent or better on 3rd down	85-13-1	◆ when leading after three quarters	174-24-3
◆ when punting three or fewer times	73-26-1	◆ when scoring 24 or more points	174-43-2
◆ with zero turnovers (159-72-2 with two or fewer)	42-19-2	◆ when held to 13 points or less	4-61-0
◆ when holding opponent to 17 points or less	123-19-1	◆ when not committing a turnover or allowing a sack	17- 2-0
◆ when holding opponent under 100 yards rushing	106-14-1	◆ when holding edge in 1st downs & possession time	122-36-2

## TRENDS II

1989-2016

Since 1989, when the Buffs became a regular in the national rankings for the next 16 seasons, Colorado has posted an overall record at **185-157-4**. Here are some trends during this time frame (346 games over the last 28 seasons, including bowls):

➤ when running more plays than the opponent	108-63-3	➤ when rushing for 200-plus yards	93-10-1
➤ with 400-plus yards total offense (58-10 with 500-plus)	110-35-2	➤ when rushing for 250-plus yards	63- 2-1
➤ when scoring 30 or more points	122-18-1	➤ when rushing for 300-plus yards	34- 0-1
➤ when leading in possession time (59-96-1 when not)	127-60-3	➤ when rushing and passing for at least 200 yards	44- 6-0
➤ when making 20-plus first downs	121-58-1	➤ when passing for 200-plus yards	105-84-2
➤ when converting 50 percent or better on 3rd down	71-11-1	➤ when passing for 300-plus yards (11-3-1 400-plus)	34-27-1
➤ when scoring first	117-42-1	➤ when passing for more yards than rushing	96-130-2
➤ with zero turnovers (142-96-2 with two or fewer)	36-18-2	➤ when holding edge in 1st downs & possession time	105-36-2
➤ when holding opponent to 17 points or less	98-13-1	➤ when holding edge in field position	139-40-1
➤ when holding opponent under 100 yards rushing	90-14-1	➤ when not committing a turnover or allowing a sack	16- 2-0
➤ when holding opponent under 300 yards total offense	78-15-1	➤ when out-rushing the opponent	149-21-3
➤ when average field position is CU 30+ (27-3 40+)	128-58-2	➤ when owning the edge in return yards	130-54-2
➤ when play selection is 50 percent rushing calls	151-49-2		

## TRENDS III

MacINTYRE ERA (2013-PRESENT)

Mike MacIntyre took over the Buffalo program in 2013; here are some numbers through 51 games (**20-31** record, including the Alamo Bowl):

<b>Category</b>		<b>Category</b>	
➤ when scoring 20 or more points (2-13 when not)	18-18	➤ when leading after three (1-27 trailing, 4-1 tied)	15- 3
➤ when scoring 30 or more points	14- 6	➤ when holding opponent under 70 plays	10- 8
➤ when scoring 40 or more points	12- 1	➤ when holding opponent under 100 yards rushing	6- 0
➤ when scoring 50 or more points	1- 1	➤ when holding opponent under 300 yards offense	10- 0
➤ when holding opponent to 17 points or less	11- 0	➤ when rushing for 200-plus yards	10- 4
➤ in games decided by 7 points or less	6-10	➤ when rushing for 250-plus yards (1-0 300-plus)	7- 0
➤ with two or fewer turnovers (6-3 with zero)	18-20	➤ when rushing for more yards than passing	7- 5
➤ when turnover margin was plus or even	17-11	➤ with a 100-yard rusher	8- 4
➤ when not throwing an interception or allowing a sack	4- 1	➤ when rushing and passing for at least 200 yards	7- 3
➤ when scoring first (5-23 when not)	15- 8	➤ when passing for 200-plus yards	15-21
➤ when running 90 or more plays	2- 6	➤ with 400-plus yards total offense	14-10
➤ when leading at halftime	14- 6	➤ with 500-plus yards total offense (2-1 with 600-plus)	9- 4
➤ when trailing at halftime (2-2 when tied)	4-23		

## TURNOVERS ARE INDEED COSTLY

Most head coaches believe that when it comes to turnovers, they are one of the single most important factors in winning or losing ball games. Statistics back up the argument, as the below shows that it is definitely better to take than to give over the last 28 seasons. A closer look:

	Turnovers Committed	Turnovers Forced	+/-	Scoring Off Turnovers PF	PA	+/-
185 WINS	307	452	+ 152	1,456	626	+830
MacINTYRE ERA (20 WINS)	24	42	+15	116	68	+ 48
157 LOSSES (& 4 TIES)	372	238	- 134	561	1322	- 761
MacINTYRE ERA (31 LOSSES)	62	38	-24	80	272	- 192
<b>28-SEASON TOTALS (346 Games)</b>	<b>669</b>	<b>690</b>	<b>+ 21</b>	<b>2,017</b>	<b>1,948</b>	<b>+ 69</b>
MacINTYRE ERA (51 GAMES)	86	80	- 6	196	340	- 144

## POST BYE WEEKS

Colorado is **26-21** in games following a bye week since 1948, when the Buffaloes joined the Big Seven Conference; CU stopped playing Denver in an annual Thanksgiving game that year and byes became much rarer. In fact, the Buffs had just five bye weeks between 1948 and 1984 (going 3-2; one was created in 1963 after the assassination of JFK). Since 1985, CU has had at least one bye in 29 of 32 seasons, with two weeks off 11 of those years and one season with three idle Saturdays (2001, due to the Sept. 11 terrorist attacks). CU is **23-19** in games following byes dating back to 1985, which includes a **1-4** mark as a member of the Pac-12 (losing to Arizona State in 2012, at Oregon State in 2013 and at USC and Oregon in 2014; and the first win over UCLA in 2016).

## 2016 ANNIVERSARIES

The annual listing of what happened years ago, or anniversaries of 5, 10 and 25-year increments:

- 1891** (Nov. 26) After going 0-4 in its first season of intercollegiate football the previous year, and dropping the first four games in '91, Colorado earns its first-ever win in the sport with a 24-4 win on the road against the Colorado Springs Athletic Association.
- 1896** Colorado records its first undefeated season with a 5-0-0 mark, outscoring the five opponents 161-6.
- 1901** After a one-year absence, Fred Folsom returns for his second of three stints as CU head coach, piloting the Buffs to a 5-1-1 mark.
- 1906** Colorado posts perhaps its weirdest record in its football history: 2-3-4, the four ties all of the scoreless variety. CU scored just 28 points but allowed only 32.
- 1911** The 105th anniversary of the third of three 6-0 teams in a row while establishing the school's all-time winning streak of 21 games between 1908 and 1912. Colorado outscored the six opponents 88-5, allowing one field goal on defense and a safety for the only points.
- 1916** The first year of the post-Fred Folsom Era, as CU's legendary coach retired following the 1915 season; Bob Evans takes over but the Silver & Gold go 1-5-1.
- 1921** (Oct. 29) CU travels its furthest east for a football game, some 926 miles, but lose 35-0 at the University of Chicago, then a powerhouse in college football; the only longer trip at the time in program history was a 1915 game against Washington in Seattle, 999 miles from the CU campus. Trains took CU to both locales.
- 1926** CU opens the year with four straight home games, only done three times since (1937, 1943 and 1978 – in all of which the first five were at Folsom Field).
- 1931** (Nov. 26) Colorado defeats Arizona in Tucson, 27-7, on Thanksgiving, the last time (and of three total) Thanksgiving Day games CU has played out of the state.
- 1936** (Nov. 7) **Byron White** sets a school record by scoring 25 points (4 TD, 1 PAT) in a 31-7 win at Utah. White sets up his All-America season the following year by rushing for 643 yards with 1,339 all-purpose yards and 10 touchdowns.
- 1946** Jim Yeager reassumes head coaching position after serving in World War II for two years. An Oct. 12 win at Wyoming (20-0) was played in a blizzard.
- 1951** (Nov. 17) Colorado drills Nebraska in Lincoln, 36-14, in the program's first-ever televised game. **Bill Stern** (play-by-play) and **Ray Michael** (commentary) call the game, produced independently and aired regionally on NBC.
- 1956** (Nov. 4) After giving Oklahoma fits most of the decade, the Sooners roll into Boulder ranked No. 1 in the nation, CU's first-ever against the No. 1 team, and it appears the Buffaloes might finally break through. CU builds a 19-6 halftime lead, only to see OU rally with 21 second half points for a 27-19 win. The Buffs go on to finish 4-1-1 in the Big 7, earning the invitation to the Orange Bowl where CU beat Clemson, 27-21, for the first bowl win in school history.
- 1961** Colorado won its first Big 8 Conference championship, its first league title since 1942 (when it shared the Mountain States crown). The two biggest wins were a 20-19 win over Kansas (after trailing 19-0 early in the fourth quarter), and a 7-6 win over No. 10 Missouri. A 7-0 win at Nebraska remains to this day one of the school's all-time defensive gems: the Buffs held Nebraska to 31 total yards and zero first downs. CU reached No. 6 in the polls but lost to No. 4 LSU in the Orange Bowl, 25-7. **Joe Romig** is named an All-American for the second straight year and earns the Rhodes Scholarship.
- 1966** Colorado finished second in the Big 8 Conference race with a 5-2 mark (7-3 overall), the two league setbacks by a combined three points, 11-10 at Oklahoma State and 21-19 against Nebraska. After losing 24-3 to open the season at No. 20 Miami, the Buffaloes bounce back and win at No. 10 Baylor, 13-7, in a game where CU was on a mission to win after its black players were subject to racist taunts, including on a pregame radio show piped into the team locker room.
- 1971** Artificial surfacing makes its debut in Boulder on Sept. 18 versus Wyoming, as an AstroTurf carpet blanketed Folsom Field; fittingly, it snowed two feet that day and likely prevented cancellation of the game. CU's stunning road upsets of No. 9 Louisiana State and No. 6 Ohio State paved the way for a 10-2 season, as the Big 8 owned the top three spots in the final Associated Press poll after the bowls. With Nebraska (#1), Oklahoma (#2) and Colorado (#3), it was the first and to date only time in history one conference has occupied all top three positions at the end of the year. **Charlie Davis** rushes for a then-record 1,386 yards for the season, including a still-record 342 against Oklahoma State on Nov. 13, while **Cliff Branch** returns an NCAA record four punts for touchdowns. CU caps its first 10-win season with a 29-17 win over No. 15 Houston in the Astro-Bluebonnet Bowl.
- 1976** It's the 40th anniversary of Colorado's second Big 8 Conference title with a 5-2 league record; the Buffs were tied with Oklahoma and Oklahoma State, but CU earned the title via tiebreaker by virtue of its wins over the Sooners (42-31) and Cowboys (20-10). Nine players off the '76 team would be selected in the following spring's NFL Draft, including five in the second round in an 18-pick span between Nos. 35 and 52.
- 1981** The Buffs were 3-8, winning their season opener (45-27 over Texas Tech), homecoming (11-10 over Oklahoma State) and season finale (24-21 against Kansas State). Coach **Chuck Fairbanks** would resign the following June 1 to take a similar job with the New Jersey Generals of the fledgling USFL.
- 1986** Fresh off a season where CU won the NCAA Most Improved Team Award (+5½ games over a 1-10 record in 1984), the Buffaloes open up a disappointing 0-4, the last three of those losses by a combined eight points. CU rallies to win its next five, including a 20-10 win over No. 3 Nebraska which many refer to as the "Turning Point" in the Coach **Bill McCartney** Era. That run set up a battle for first place in the Big 8 and the Orange Bowl berth that went with it against Oklahoma on Nov. 15. But the Sooners end the dream with a 28-0 win in Boulder, in a game where OU did not attempt a single pass.
- 1991** Colorado ties for a third straight Big 8 title with a 6-0-1 mark, as a Nov. 2 tie with Nebraska (19-19) ends a 19-game winning streak in conference play, dating back to the '88 finale. **Lamont Warren** rushes for 830 yards, to this day a single-season best by a CU freshman, and in one of the most daring personnel moves since the days of platoon football, coach **Bill McCartney** plays his starting quarterback, senior **Darian Hagan**, as the team's top punt returner so he can better showcase his talents for professional football.
- 1996** A 33-21 win over Washington gives CU a 10-2 record, its third consecutive 10-win season for the first time in school history. It was also the inaugural season of the Big 12 Conference, and Colorado won its first league game, 24-10, at Texas A&M in a game where the Buffs had the quickest score from scrimmage in their history: after **Ryan Sutter** recovered an A&M fumble on the opening kickoff, **Rae Carruth** scored on a 28-yard end around just 13 seconds into the game. **Koy Detmer** set a school record with 3,156 passing yards, and the 20-4 start over his first two seasons as a college coach by **Rick Neuheisel** ranks as one of the top 5 all-time in NCAA history.
- 2001** A Sept. 15 game at Washington State was cancelled due to the Sept. 11 terrorist attacks on the east coast. CU plays in its first Big 12 Championship game and wins the title with a 39-37 win over Texas in basically a road win at Irving; a 62-36 win over Nebraska the previous week gave the Buffs their first North Division title, as **Chris Brown** rushed for 198 yards and a school-record six touchdowns. **Daniel Graham** wins the John Mackey Award as the nation's top tight end, and is named the school's sixth unanimous All-American. No. 2 Colorado plays in its first (and only) BCS game, but loses to No. 3 Oregon 38-16 in the Fiesta Bowl.
- 2006** **Dan Hawkins** named 23rd full-time head coach at Colorado; **PK Mason Crosby** repeated as first-team All-American, as he was the first placekicker at CU to earn the honor even one time.
- 2011** Colorado officially becomes a member of the Pac-12 Conference, joining along with Utah what was previously known as the Pacific-10; both became members on July 1, 2011. CU wins league titles in men's and women's cross country and claims the postseason men's basketball championship by winning four games in as many days.



## COLORADO BY THE NUMBERS ALL-TIME HISTORIC

- 6-7** Colorado's record in overtime games (**0-0** in 2016).
- 8** The number of Buffaloes enshrined in the College Football Hall of Fame (six players: Byron White, Joe Romig, Dick Anderson, Bobby Anderson, Alfred Williams, John Wooten, Herb Orvis (to be inducted this December); and one coach: Bill McCartney)
- 16** The number of career interceptions by CU's all-time leader, **S John Stearns** (1970-72).
- 17-2** Colorado's record in games since 1972 when not committing a turnover or allowing a quarterback sack (**1-0** in 2016).
- 30-10** Colorado's record in games in its history when it has had a 100-yard rusher and a 100-yard receiver in the same game.
- 28** The number of national championships CU has won in its athletic history: 20 skiing, 7 cross country (5 men's/2 women's), 1 football.
- 30** The number of tackles by **LB Jeff Geiser** against Kansas State on Nov. 24, 1973, CU's single game record (5 solo, 25 assists).
- 30** The number of states CU has played a football game in with the most recent addition of Massachusetts in 2014
- 35** The number of career quarterback sacks by CU's all-time leader, **OLB Alfred Williams** (1987-90).
- 42-30** Colorado's all-time record in games decided by one (27-17) or two (15-13) points.
- 53** The number of all-time players who have rushed for 1,000 or more yards in a CU uniform (seventh in the NCAA).
- 54-19** Colorado's record in games against unranked teams in the month of November, dating back to 1989.
- 60** The length of the school record field goal **PK Mason Crosby** made against Iowa State in 2004.
- 62-36** The final score of CU's 2001 win over BCS No. 1 Nebraska, which earned the Buffs the Big 12 North title.
- 64** The length of the pass from **QB Kordell Stewart** to **WR Michael Westbrook** (via **WR Blake Anderson** tip), known as "The Catch" at Michigan.
- 67** The length of **TB Charlie Davis'** TD run against Oklahoma State on Nov. 13, 1971, one that put him over the 1,000-yard mark for the season.
- 67** The length of **TB Rashaan Salaam's** TD run against Iowa State on Nov. 19, 1994, one that put him over the 2,000-yard mark for the season.
- 68** The number of wins Colorado has over teams ranked in the Associated Press weekly polls (23rd most all-time; **45** since 1989, 19th most).
- 72** The number of yards that 64-yard pass was in the air, thrown from the CU 32 to four yards deep in the end zone to rally CU to a 27-26 win.
- 78-15-4** Colorado's record in games from 1989-96, the nation's fourth best overall record in the nation during that time frame.
- 93** The number of wins by Bill McCartney, CU's all-time winningest coach (93-55-5, 1982-94).
- 198, 6** The number of rushing yards and touchdowns, respectively, by **TB Chris Brown** against Nebraska on Nov. 23, 2001 in CU's 62-36 win.
- 227-8** Colorado's all-time record in games when it has scored 35 or more points (**314-22-1** with 30 or more points, with **120-2** with 43 or more).
- 237** The number of players from CU who have played in the National Football League, a top 20 figure nationally.
- 242** The number of consecutive games Colorado scored in between 1988 and 2008, the ninth-longest all-time in Division I football.
- 251** The number of national or regional regular season games CU has had on television since 1990, one of the top 10 figures in the nation.
- 284** The number of receiving yards by **WR Paul Richardson** (vs. California, Sept. 10, 2011), breaking the old mark of **222** first set by **WR Walter Stanley** (vs. Texas Tech, Sept. 12, 1981) and then matched by **WR Rae Carruth** (at Missouri, Nov. 2, 1996).
- 294** The number of career receptions by CU's all-time reception leader, **WR Nelson Spruce** (2012-15).
- 302** The number of times Colorado has been ranked in the Associated Press weekly poll (26th most all-time).
- 307** The number of career points by CU's all-time scoring leader, **PK Mason Crosby** (2003-06).
- 309** The number of wins Colorado has at Folsom Field since it opened on Oct. 1, 1924 (299-158-10).
- 342** The number of rushing yards by **TB Charlie Davis** against Oklahoma State on Nov. 13, 1971, CU's single-game rushing record.
- 362** The number of all-purpose yards by **TB Rashaan Salaam** at Texas on Oct. 1, 1994, CU's single-game record (317 rushing, 45 receiving).
- 401** The number of home wins Colorado has in its history (combined between campus fields, Gamble Field and Folsom Field).
- 465** The number of passing yards by **QB Mike Moschetti** against San Jose State on Sept. 11, 1999, CU's single-game passing record.
- 486** The number of games announcer **Larry Zimmer** called on the radio for the Buffaloes, the most by anyone in CU history (retired after 2015).
- 493** The number of career tackles by CU's all-time leading tackler, **ILB Barry Remington** (1982-86).
- 533** The number of passing yards against Northeast Louisiana on Sept. 16, 1995, CU's single-game record.
- 551** The number of rushing yards at Arizona on Oct. 11, 1958, CU's single-game record.
- 695** The number of wins Colorado has in its history (25th most all-time).
- 767** The number of yards of total offense against San Jose State on Sept. 11, 1999, CU's single-game record.
- 1,149** The number of receiving yards by **WR Charles Johnson** in 1992, CU's single-season record.
- 1,225** The number of games Colorado has played in its history (127th season of intercollegiate football).
- 2,055** The number of rushing yards **TB Rashaan Salaam** had in 1994 (the fourth at the time with a 2,000-yard season), on his way to the Heisman.
- 3,156** The number of passing yards by **QB Koy Detmer** in 1996, CU's single-season record.
- 3,347** The number of career yards by CU's all-time receiving leader, **WR Nelson Spruce** (2012-15).
- 3,940** The number of career yards by CU's all-time rushing leader, **TB Eric Bieniemy** (1987-90).
- 5,345** The elevation in feet of CU's Folsom Field (field level), the third highest stadium elevation in the FBS (behind Wyoming and Air Force).
- 9,568** The number of career passing yards by CU's all-time passing leader, **QB Sefo Liufau** (2013-16).
- 10,509** The number of career yards by CU's all-time total offense leader, **QB Sefo Liufau** (2013-16).

## MONTHLY TAB

Colorado is **61-47-1** in their last **109** November games (**55-35** against all-comers aside from Nebraska, going **6-12-1** against NU in turkey month, and **54-19** against unranked teams; in 2016, Colorado was **4-0** in November for the first time since 1975). The Buffs are **62-38** in its last **100** September games, a pretty decent record considering the quality of non-conference schedule CU almost annually plays, and is **56-55-2** in its last **113** October games dating back to 1989. CU is **5-9** in December games since 1993, including bowls, and is **3-3-1** in August games in its history.



**PAC-12 BOWL AGREEMENTS FOR 2016**

Here are the Pac-12 bowl agreements that were signed in 2014 and run through the 2020 season; the conference's lineup for the 2016 bowl season:

- # 1 Rose Bowl presented by Northwestern Mutual (or Fiesta or Peach bowls, if the Pac-12 has team(s) in the top four for the CFB playoff; otherwise, champion will play in the Jan. 2 Rose vs. Big Ten/At-large)  
 # 2 Valero Alamo (Dec. 29 vs. Big 12)  
 # 3 National University Holiday (Dec. 27 vs. Big Ten)

- # 4 Foster Farms (Dec. 28 vs. Big Ten)  
 # 5 Hyundai Sun (Dec. 30 vs. ACC)  
 # 6 Royal Purple Las Vegas (Dec. 17 vs. MW or BYU)  
 # 7 Cactus (Dec. 27 vs. Big 12)

**Note:** If the Pac-12 champion is in the top four of the College Football Playoff poll following the 2016 season it would vacate its spot in the Rose Bowl to participate in the CFP semifinals in either the Chick-fil-A Peach or Fiesta Bowl. The Rose Bowl would then fill the vacated spot with another Pac-12 team.

**RANKED "UNDEFEATEDS" FALL AT FOLSOM**

Eleven ranked, undefeated teams have lost their "0" in the loss column at Folsom Field since 1989. The last was Kansas in 2009, as the Jayhawks (5-0) hit town ranked No. 17 and lost 34-30. In 2007, Oklahoma (4-0) rolled in ranked No. 3 and left with a 27-24 setback; in 2002, Kansas State came to Boulder ranked No. 13 at 4-0 and lost, 35-31. Two bit the dust in 2001: Nebraska (11-0, No. 1 in the BCS and No. 2 in the polls) fell 62-36 game to the Buffs, as did Texas A & M (5-0, No. 20), 31-21. In 1998, No. 22 Texas Tech (6-0) lost 19-17; in 1995, No. 3 Texas A&M (2-0) lost, 29-21; in 1994, No. 10 Wisconsin (2-0) was crushed, 55-17; and in 1990, No. 12 Washington (3-0) left a 20-14 loser. In 1989, No. 10 Illinois (2-0) lost 38-7 and No. 3 Nebraska (8-0) fell, 27-21. *(Not included is a 43-10 win over No. 23-FCS Charleston Southern in 2013, which came to Boulder with a 7-0 mark.)*

**STREAKING**

Colorado has active multiple win streaks going against nine Division I-A schools. The list: 5—Air Force; 4—San Jose State; 3—Minnesota, Utah State, Wyoming; 2—Colorado State, Iowa, Louisiana-Monroe, Massachusetts, Notre Dame and Oregon State. CU's longest current losing streaks are to Southern California (11), Washington (7), Missouri and Texas (5), and LSU, Michigan, Ohio State and Oklahoma State (3).

**THE PRIMO TWENTY-FOUR**

Colorado is one of just 24 schools in I-A/FBS history to be able to make the claim of winning (or sharing) a national championship and also having a Heisman Trophy winner. The criteria for national championship consideration included those crowned by the *Associated Press*, the coaches and the BCS; 30 total schools at one point in the past have been able to claim the throne. This prestigious short list (Alabama is the latest to join, doing so in 2009):

School	National Championships	Heisman Trophies			
Alabama	1961-64-65-73-78-79-92-09-11-12-15	2009-15	Nebraska	1970-71-94-95-97	1972-83-2001
Army	1944-45	1945-46-58	Notre Dame	1943-46-47-49-66-73-77-88	1943-47-49-53-56-64-87
Auburn	1957-2010	1971-85-2010	Ohio State	1942-54-57-68-2002	1944-50-55-74-75-95-2006
Brigham Young	1984	1990	Oklahoma	1950-55-56-74-75-85-2000	1952-69-78-2003-08
Colorado	1990	1994	Penn State	1982-86	1973
Florida	1996-2006-08	1966-96-2007	Pittsburgh	1937-76	1976
Florida State	1993-99-2013	1993-2000-13	Syracuse	1959	1961
Georgia	1980	1942-82	Texas	1963-69-70-2005	1977-98
Louisiana State	1958-2003	1959	Texas A & M	1939	1957-2012
Miami, Fla.	1983-87-89-91-2001	1986-92	TCU	1938	1938
Michigan	1948-97	1940-91-97	UCLA	1954	1967
Minnesota	1936-40-60	1941	USC	1962-67-72-74-78-2003-04	1965-68-79-81-2002-04-05
School	National Championships	Heisman Trophies			

Schools with national championships and no Heisman winner are Michigan State (2), Tennessee (2) and Clemson, Georgia Tech, Maryland and Washington (all 1).

**THE BUFFS & COLLEGE FOOTBALL HARDWARE**

Colorado is in an elite group when it comes to claiming college football's prestigious trophies dating back to the 1990 season. A proliferation of awards has emerged since the late 1980s, and the Buffs are near the top of the list when it comes to collecting these statues. CU has had seven different players win nine trophies over the last 27 seasons (1990-2016), the 15th most nationally when it comes to trophies (and tied for 15th in the number of *different* players who have been honored). The below postseason "hardware" count includes the Heisman Trophy and the Lombardi, Maxwell, Walter Camp, Butkus, Thorpe, O'Brien, Unitas, Groza, Biletnikoff, Doak Walker, Nagurski, Bednarik, Mackey, Tatupu (defunct), Ray Guy, Rimington, Lott, Hendricks, Hornung and Bullworth (on-field player awards only—for example, if the Draddy/Campbell was included, CU would have one more on each list; so players only, no coaches, no "fad" awards around for a year or two, and no Disney Spirit, Orange Bowl Courage, etc. awards). The list of schools that have had winners between 1990 and 2016 (players only; LSU and Michigan players shared the 2004 Rimington Award and thus were both compensated for in the trophy count):

School	Players	Trophies	School	Players	Trophies	School	Players	Trophies	School	Players	Trophies
Alabama	18	25	COLORADO	7	9	Washington	4	5	Oregon State	3	3
Florida State	12	22	Arizona	6	9	Arizona State	3	5	Purdue	3	3
Ohio State	13	22	Georgia	5	8	Baylor	3	5	Louisiana Tech	2	3
Texas	11	22	Iowa	8	8	Tennessee	3	5	Maryland	2	3
Oklahoma	13	20	Stanford	6	8	Brigham Young	2	5	Virginia Tech	2	3
Michigan	10	18	Louisville	5	8	Georgia Tech	4	4	California	2	2
Miami, Fla.	9	17	Texas A&M	6	7	Kansas State	4	4	Missouri	2	2
Penn State	9	17	Auburn	4	7	Oklahoma State	4	4	Tulane	2	2
Florida	8	15	Pittsburgh	3	7	Utah	4	4	Virginia	2	2
Notre Dame	8	15	Clemson	5	6	Minnesota	3	4	Wake Forest	2	2
Nebraska	9	14	Arkansas	4	6	Mississippi	3	4	West Virginia	2	2
Wisconsin	10	13	Boston College	3	6	Northwestern	1	4	North Carolina	1	2
USC	8	13	Oregon	2	6	Illinois	3	3	Temple	1	2
Louisiana State	7	11	Texas Tech	5	5	Memphis	3	3	Cincinnati	1	1
UCLA	8	9	TCU	4	5	Michigan State	3	3	Colorado State	1	1

## 2016 OPPONENT SCHEDULES &amp; RESULTS

## COLORADO STATE (7-6)

7	Colorado (Denver)	44
23	TEXAS-SAN ANTONIO	14
47	NORTHERN COLORADO	21
24	at Minnesota	31
17	at WYOMING	38
31	at UTAH STATE	24
23	at Boise State	28
42	at Nevada-Las Vegas	23
37	at FRESNO STATE	0
46	at Air Force	49
49	at NEW MEXICO	31
63	at San Diego State	31
50	Idaho (Potato Bowl)	61

## IDAHO STATE (2-9)

47	SIMON FRASER	3
7	at Colorado	56
7	at Oregon State	37
42	at SACRAMENTO STATE	34
20	at Portland State	45
7	at Northern Arizona	52
21	at NORTH DAKOTA	28
27	at SOUTHERN UTAH	52
44	at Montana	62
17	at Eastern Washington	48
28	at WEBER STATE	34

## MICHIGAN (10-3)

63	HAWAII	3
51	CENTRAL FLORIDA	14
45	COLORADO	28
49	at PENN STATE	10
14	at WISCONSIN	7
78	at Rutgers	0
41	ILLINOIS	8
32	at Michigan State	23
59	at MARYLAND	3
13	at Iowa	14
20	at INDIANA	10
27	at Ohio State	(20T) 30
32	Florida State (Orange Bowl)	33

## OREGON (4-8)

53	UC DAVIS	28
44	VIRGINIA	26
32	at Nebraska	35
38	at COLORADO	41
33	at Washington State	51
21	at WASHINGTON	70
49	at California	(20T) 52
54	at ARIZONA STATE	35
20	at Southern California	45
27	at STANFORD	52
30	at Utah	28
24	at Oregon State	34

## OREGON STATE (4-8)

23	at Minnesota	30
37	IDAHO STATE	7
24	BOISE STATE	38
6	at Colorado	47
47	at California	(OT) 44
14	at UTAH	19
17	at Washington	41
31	at WASHINGTON STATE	35
15	at Stanford	26
24	at UCLA	38
42	at ARIZONA	17
34	at OREGON	24

## SOUTHERN CALIFORNIA (10-3)

6	Alabama (at Arlington)	52
45	UTAH STATE	7
10	at Stanford	27
27	at Utah	31
41	at ARIZONA STATE	20
21	at COLORADO	17
48	at Arizona	14
45	at CALIFORNIA	24
45	at OREGON	20
26	at Washington	13
36	at UCLA	14
45	NOTRE DAME	27
52	Penn State (Rose Bowl)	49

## ARIZONA STATE (5-7)

44	NORTHERN ARIZONA	13
68	TEXAS TECH	55
32	at Texas-San Antonio	28
51	at CALIFORNIA	41
20	at Southern California	41
23	at UCLA	20
16	at Colorado	40
32	at WASHINGTON STATE	37
35	at Oregon	54
26	at UTAH	49
18	at Washington	44
35	at Arizona	56

## STANFORD (10-3)

26	KANSAS STATE	13
27	at SOUTHERN CALIFORNIA	10
22	at UCLA	13
6	at Washington	44
16	at WASHINGTON STATE	42
17	at Notre Dame	10
5	at COLORADO	10
34	at Arizona	10
26	at OREGON STATE	15
52	at Oregon	27
45	at California	31
41	RICE	17
25	North Carolina (Sun Bowl)	23

## UCLA (4-8)

24	at Texas A & M	(OT) 31
42	UNLV	21
17	at Brigham Young	14
13	at STANFORD	22
45	at ARIZONA	24
20	at Arizona State	23
21	at Washington State	27
45	at UTAH	52
10	at Colorado	20
38	at OREGON STATE	24
14	at SOUTHERN CALIFORNIA	36
10	at California	36

## ARIZONA (3-9)

16	Brigham Young (at Glendale)	18
31	GRAMBLING STATE	21
47	HAWAII	28
28	at WASHINGTON	(OT) 35
24	at UCLA	45
23	at Utah	36
14	at SOUTHERN CALIFORNIA	48
10	at STANFORD	34
7	at Washington State	69
24	at COLORADO	49
17	at Oregon State	42
56	at ARIZONA STATE	35

## WASHINGTON STATE (8-5)

42	EASTERN WASHINGTON	45
28	at Boise State	31
56	IDAHO	6
51	at OREGON	33
42	at Stanford	16
27	at UCLA	21
37	at Arizona State	32
35	at Oregon State	31
69	at ARIZONA	7
56	at CALIFORNIA	21
24	at Colorado	38
17	at WASHINGTON	45
12	Minnesota (Holiday Bowl)	17

## UTAH (9-4)

24	SOUTHERN UTAH	0
20	BRIGHAM YOUNG	19
34	at San Jose State	17
31	at SOUTHERN CALIFORNIA	27
23	at California	28
36	at ARIZONA	23
19	at Oregon State	14
52	at UCLA	45
24	at WASHINGTON	31
49	at Arizona State	26
28	at OREGON	30
22	at Colorado	27
26	Indiana (Foster Farms Bowl)	24

## WASHINGTON (11-1)

48	RUTGERS	13
59	IDAHO	14
41	PORTLAND STATE	3
35	at Arizona	(OT) 28
44	at STANFORD	6
70	at Oregon	21
41	at OREGON STATE	17
31	at Utah	24
66	at California	27
26	at SOUTHERN CALIFORNIA	26
44	at ARIZONA STATE	18
45	at Washington State	17
41	Colorado (P12 Champ.)	10
7	Alabama (Peach Bowl)	24

## OKLAHOMA STATE (9-3)

61	SE LOUISIANA	7
27	CENTRAL MICHIGAN	30
45	PITTSBURGH	38
24	at Baylor	35
49	at TEXAS	31
38	at IOWA STATE	31
44	at Kansas	20
37	at WEST VIRGINIA	20
43	at Kansas State	37
45	at TEXAS TECH	44
31	at TCU	6
20	at Oklahoma	38
38	Colorado (Alamo Bowl)	8

KEY: ♦—Pac-12 Conference game; †—Mountain West game; ‡—Big Sky Conference game; +—Big Ten Conference game; □—Big 12 Conference game.

## OPPONENTS &amp; 2016 SCHEDULE TIDBITS

The 12 opponents on the 2016 Colorado schedule combined for a 90-65 record in 2015 (58.1 winning percentage); five teams won nine or more games in 2015 (three 10-plus), with 10 playing in bowl games (tied for the second most in the nation, behind the 11 USC faced).

- The Buffaloes again had two weeknight games in 2016: CSU in the opener in Denver, then a Thursday night affair against UCLA in Boulder (Nov. 3).
- CU had one of the toughest back-to-back road assignments in consecutive weeks in the nation, traveling to Michigan (Sept. 17) and then playing at Oregon (Sept. 24). In marked the first time in CU history the Buffs played one week in the Eastern Time Zone and then the next in the Pacific.
- Colorado traveled 10,052 air miles during the regular season this fall, or the equivalent of just over 55 percent around the Earth (24,901 miles at the equator). The round-trip distances of CU's road trips from Boulder to: Colorado State (Denver: 60), Michigan (Ann Arbor: 2,260), Oregon (Eugene: 1,916), USC (Los Angeles: 1,666), Stanford (Palo Alto: 1,858), Arizona (Tucson: 1,250) and Santa Clara for the Pac-12 championship (921). Boulder and San Antonio are 823 miles apart.
- Colorado has had at least one regular season game on a non-Saturday for the 21st straight season; the Buffs had played the Friday after Thanksgiving from 1996 through 2012, a span of 17 seasons (Nebraska 1995-2010, Utah 2011-12). But in 2013 and since, the rivalry game with the Utes has returned to Saturday as the Pac-12's television partners (ESPN, FOX) are opting for other games for the Friday slots.
- Conference regular season misses: the Buffaloes did not play California or Washington for the second straight year; both return in 2017, when Oregon and Stanford drop off the schedule (Oregon is the last school that comes off CU's schedule from the North Division, the only team CU played its first six years in the conference).



## 2016 PAC-12 COMPOSITE SCHEDULE &amp; RESULTS

## Preseason Special (Aug. 26)

California 51, Hawai'i 31 (at Sydney, Australia)

## Week One (Sept. 1-3)

(Sept. 1) UTAH 24, Southern Utah 0

(Sept. 1) MINNESOTA 30, Oregon State 23

(Sept. 2) COLORADO 44, Colorado State 7 (at Denver)

(Sept. 2) STANFORD 26, Kansas State 13

Alabama 52, Southern California 6 (at Arlington)

ARIZONA STATE 44, Northern Arizona 13

BYU 18, Arizona 16 (at Glendale)

Eastern Washington 45, WASHINGTON STATE 42

OREGON 53, UC Davis 28

Texas A&amp;M 31, UCLA 24 (OT)

WASHINGTON 48, Rutgers 13

## Week Two (Sept. 10)

COLORADO 56, Idaho State 7

ARIZONA 31, Grambling State 21

ARIZONA STATE 68, Texas Tech 55

BOISE STATE 31, Washington State 28

OREGON 44, Virginia 26

SAN DIEGO STATE 45, California 40

SOUTHERN CALIFORNIA 45, Utah State 7

UCLA 42, Nevada-Las Vegas 21

UTAH 20, Brigham Young 19

WASHINGTON 59, Idaho 14

## Week Three (Sept. 17)

(Sept. 16) Arizona State 32, TEXAS-SAN ANTONIO 28

\*STANFORD 27, Southern California 10

MICHIGAN 45, Colorado 28

ARIZONA 47, Hawai'i 28

CALIFORNIA 50, Texas 43

NEBRASKA 35, Oregon 32

OREGON STATE 37, Idaho State 7

UCLA 17, BRIGHAM YOUNG 14

Utah 34, SAN JOSE STATE 17

WASHINGTON 41, Portland State 3

WASHINGTON STATE 56, Idaho 6

## Week Four (Sept. 24)

(Sept. 23) \*UTAH 31, Southern California 27

\*COLORADO 41, OREGON 38

\*ARIZONA STATE 51, California 41

\*Stanford 22, UCLA 13

\*Washington 35, ARIZONA 28 (OT)

Boise State 38, OREGON STATE 24

## Week Five (Oct. 1)

(Sept. 30) \*WASHINGTON 44, Stanford 6

\*COLORADO 47, Oregon State 6

\*CALIFORNIA 28, Utah 23

\*UCLA 45, Arizona 24

\*SOUTHERN CALIFORNIA 41, Arizona State 20

\*WASHINGTON STATE 51, Oregon 33

## Week Six (Oct. 8)

\*SOUTHERN CALIFORNIA 21, Colorado 17

\*ARIZONA STATE 23, UCLA 20

\*OREGON STATE 47, California 44 (OT)

\*UTAH 36, Arizona 23

\*Washington 70, OREGON 21

\*Washington State 42, STANFORD 16

## Week Seven (Oct. 15)

\*COLORADO 40, Arizona State 16

\*Southern California 48, ARIZONA 14

\*Utah 19, OREGON STATE 14

\*WASHINGTON STATE 27, UCLA 21

Stanford 17, NOTRE DAME 10

## Week Eight (Oct. 22)

(Oct. 21) \*CALIFORNIA 52, Oregon 49 (2OT)

\*Colorado 10, STANFORD 5

\*Utah 52, UCLA 45

\*WASHINGTON 41, Oregon State 17

\*Washington State 37, ARIZONA STATE 32

## Week Nine (Oct. 29)

(Oct. 27) \*SOUTHERN CALIFORNIA 45, California 24

\*OREGON 54, Arizona State 35

\*Stanford 34, ARIZONA 10

\*Washington 31, UTAH 24

\*Washington State 35, OREGON STATE 31

## Week Ten (Nov. 5)

(Nov. 3) \*COLORADO 20, UCLA 10

\*SOUTHERN CALIFORNIA 62, Oregon 44

\*STANFORD 26, Oregon State 15

\*Washington 66, CALIFORNIA 27

\*WASHINGTON STATE 69, Arizona 7

## Week Eleven (Nov. 12)

(Nov. 10) \*Utah 49, ARIZONA STATE 26

\*Colorado 49, Arizona 24

\*Southern California 26, WASHINGTON 13

\*Stanford 52, OREGON 27

\*UCLA 38, Oregon State 24

\*WASHINGTON STATE 56, California 21

## Week Twelve (Nov. 19)

\*COLORADO 38, Washington State 24

\*Oregon 30, UTAH 28

\*OREGON STATE 42, Arizona 17

\*Stanford 45, CALIFORNIA 31

\*WASHINGTON 44, Arizona State 18

\*Southern California 36, UCLA 14

## Week Thirteen (Nov. 26)

(Nov. 25) \*Washington 45, WASHINGTON STATE 17

(Nov. 25) \*ARIZONA 56, Arizona State 35

\*COLORADO 27, Utah 22

\*CALIFORNIA 36, UCLA 10

\*OREGON STATE 34, Oregon 24

SOUTHERN CALIFORNIA 45, Notre Dame 27

STANFORD 41, Rice 17

## Week Fourteen (Dec. 2)

Washington 41, Colorado 10

Pac-12 Championship at Santa Clara, Calif., 7 p.m. (FOX)

All times listed are MDT/MST. \*—denotes Pacific-12 Conference game. Television selections Sept. 24 and beyond are made on 12 days' notice by the Pac-12 television partners (ESPN/ABC, FOX/FOX Sports 1 or 2, Pac-12 Networks); ESPN/ABC also has an option of utilizing a 6-day selection process three times annually. With the advent of the Pac-12 Networks (National; Arizona, Mountain, Oregon, Northern California, Southern California, Washington), all conference games and all home non-league games will again be televised in 2016. ABC's standard afternoon regional telecast window is at 1:30 p.m. MT in addition to a number of prime-time windows (6 p.m. MT; those games will be selected from the Pac-12, American Athletic, ACC, Big 10 or Big 12). ESPN/ESPN 2 will utilize several windows, including a 7 p.m. MT window on Thursdays, with those games preselected ahead of the season.

## 2016 PAC-12 CONFERENCE STANDINGS

## South Division (-4)

School (AP/Coaches/CFP)

	conference					overall					Next Up
	W	L	Pct.	Pts	Opp	W	L	Pct.	Pts	Opp	
COLORADO (#17/#15/#10).....	8	1	.889	289	166	10	4	.714	435	304	S 1 Colorado State (Denver)
Southern California (#3/#5/#9).....	7	2	.778	299	180	10	3	.769	447	315	S 2 WESTERN MICHIGAN
Utah (#23/#21/#19).....	5	4	.556	284	251	9	4	.692	388	311	S 2 NORTH DAKOTA
Arizona State.....	2	7	.222	256	382	5	7	.417	400	478	A 31 NEW MEXICO STATE
UCLA.....	2	7	.222	216	264	4	8	.333	299	330	S 2 TEXAS A&M
Arizona.....	1	8	.111	203	393	3	9	.250	297	460	S 2 NORTHERN ARIZONA

## North Division (+4)

School (AP/Coaches/CFP)

	conference					overall					Next Up
	W	L	Pct.	Pts	Opp	W	L	Pct.	Pts	Opp	
Washington (#4/#4/#4).....	8	1	.889	389	184	12	2	.857	585	248	S 1 at Rutgers
Washington State (RV/RV/#23).....	7	2	.778	358	244	8	5	.615	496	343	S 2 MONTANA STATE
Stanford (#12/#12/#18).....	6	3	.667	233	202	10	3	.769	342	265	S 2 at Rice
California.....	3	6	.333	304	392	5	7	.417	445	511	S 2 at North Carolina
Oregon State.....	3	6	.333	230	291	4	8	.333	314	366	S 2 PORTLAND STATE
Oregon.....	2	7	.222	296	408	4	8	.333	425	497	S 2 SOUTHERN UTAH

## A LOOK AT THE PAC-12 DIVISIONS

After the Pac-12 announced it was expanding to 12 teams in 2010 with the additions of Colorado (June 10) and Utah (June 17), later that year the divisions in football only were announced: CU and Utah joined Arizona, Arizona State, Southern California and UCLA in the Pac-12 South; the Oregon and Washington schools along with Cal and Stanford would comprise the Pac-12 North. Here's a look at the divisions and the all-time records of each program as listed by the NCAA through the 2016 season (with 2016 records in parenthesis):

PAC-12 SOUTH	Seasons	Games	W	L	T	Pct.
Arizona (3-9).....	113	1,086	601	452	33	.570
Arizona State (5-7).....	104	1,006	600	382	24	.608
<b>Colorado (10-4).....</b>	<b>127</b>	<b>1,225</b>	<b>695</b>	<b>494</b>	<b>36</b>	<b>.582</b>
Southern California (10-3).....	123	1,213	823	336	54	.701
UCLA (4-8).....	98	1,038	596	405	37	.592
Utah (9-4).....	123	1,145	661	453	31	.591
<b>Totals .....</b>	<b>6,713</b>	<b>3976</b>	<b>2522</b>	<b>215</b>		<b>.608</b>

PAC-12 NORTH	Seasons	Games	W	L	T	Pct.
California (5-7).....	121	1,233	656	526	51	.553
Oregon (4-8).....	121	1,174	641	487	46	.566
Oregon State (4-8).....	120	1,161	529	582	50	.477
Stanford (10-3).....	110	1,134	635	450	49	.582
Washington (12-2).....	127	1,207	715	442	50	.613
Washington State (8-5).....	121	1,122	526	551	45	.489
<b>Totals.....</b>	<b>7,031</b>	<b>3702</b>	<b>3038</b>	<b>291</b>		<b>.547</b>

## ALL-TIME PAC-12 HEAD-TO-HEAD SERIES RECORDS

A look at the team versus team football histories in the Pac-12 (won-lost-tied; does not include vacated games):

School	UA	ASU	CAL	COLO	OREG	OSU	STAN	UCLA	USC	UTAH	WASH	WSU	Totals
Arizona	.....	40-39-1	17-14-2	5-14	16-25	22-15-1	14-16	14-24-2	8-32	19-21-2	11-21-1	26-16	193-236- 9
Arizona State	39-40-1	.....	16-18	7-1	16-19	27-13-1	17-12	13-19-1	12-21	20-8	19-15	27-14-2	213-180- 5
California	14-17-2	18-16	.....	5-3	38-36-1	35-33	41-49-6	33-53-1	30-69-5	6-5	39-54-4	45-28-5	305-362-24
<b>Colorado</b>	<b>14-5</b>	<b>1-7</b>	<b>3-5</b>	<b>.....</b>	<b>9-12</b>	<b>4-5</b>	<b>4-6</b>	<b>3-9</b>	<b>0-11</b>	<b>32-28-3</b>	<b>5-10-1</b>	<b>6-4</b>	<b>81-102- 4</b>
Oregon	25-16	19-16	36-38-1	12-9	.....	63-47-10	32-44-1	28-39	20-39-2	21-9	45-59-5	47-35-6	344-351-25
Oregon State	15-22-1	13-27-1	33-35	5-4	47-63-10	.....	25-55-3	16-43-4	11-61-4	11-9-1	34-63-4	47-51-3	257-433-31
Stanford	16-14	12-17	49-41-6	6-4	44-32-1	55-25-3	.....	40-45-3	32-61-3	2-4	40-42-4	40-26-1	336-311-21
UCLA	24-14-2	19-13-1	53-33-1	9-3	39-28	43-16-4	45-40-3	.....	31-48-7	11-4	40-30-2	40-20-1	354-249-21
USC	32-8	21-12	69-30-5	110	39-20-2	61-11-4	61-32-3	48-31-7	.....	10-5	52-29-4	59-9-4	463-187-29
Utah	21-19-2	8-20	5-6	28-32-3	9-21	9-11-1	4-2	4-11	5-10	.....	1-9	7-7	101-148- 6
Washington	21-11-1	15-19	54-39-4	10-5-1	59-45-5	63-34-4	42-40-4	30-40-2	29-52-4	9-1	.....	71-32-6	394-319-31
Washington State	16-26	14-27-2	28-45-5	4-6	35-47-6	51-47-3	26-40-1	20-40-1	9-59-4	7-7	32-71-6	.....	233-356-24

## PERCEPTION

Here's a quick fact when it comes to CU and Utah joining the Pac-12: the two are travel partners, and most assumed it wouldn't be a cozy as the other five pairs. Well, first of all, it's not like they travel together, the same teams will roll into Boulder and Salt Lake City the same weekends, and the other schools will host CU and Utah in one order or the other. The campus of CU and Utah are 356 miles apart; did you know Washington and Washington State's campuses are 252 miles apart? And the Arizona schools are separated by 102 miles; the others are all under 40, with USC and UCLA the closest. Bottom line is that CU and Utah are not really that far out of whack (Texas A&M and Texas Tech are further apart than the Buffs and the Utes by some 29 miles).



## FOLSOM FIELD RANKED SEVENTH TOUGHEST PLACE TO PLAY

Yahoo! Sports in 2012 came out with its top 25 toughest places to play list, and lo and behold, Folsom Field came in at No. 7. In ranking CU in that spot, Yahoo! wrote: "Folsom Field, home of the Colorado Buffaloes, is one of the most underrated venues in college sports. The fans here always cheer hard and loud, and they are quite respectful and friendly to visiting fans." The Top 10 were comprised of: 1. Ohio State (*Ohio Stadium*); 2. Florida (*Ben Hill Griffin Stadium, a.k.a. the Swamp*); 3. Louisiana State (*Tiger Stadium, a.k.a., Death Valley*); 4. Auburn (*Jordan-Hare Stadium*); 5. Michigan State (*Spartan Stadium*); 6. Miami, Fla. (*Sun Life Stadium*); 7. **Colorado (*Folsom Field*)**; 8. West Virginia (*Mountaineer Field at Milan Puskar Stadium*); 9. Iowa (*Kinnick Stadium*); 10. Texas A&M (*Kyle Field*). The next Pac-12 school on the list was Oregon (*Autzen Stadium*) at No. 21, with Washington at No. 23 (*Husky Stadium*).

## FOLSOM FIELD #1

*LawnStarter.com* recently ranked its top 16 College Football Stadiums with the Best Natural Scenery, and lo and behold, coming in at the top was CU's own **Folsom Field**. The top 10: 1. **Folsom Field (Colorado)**; 2. Lavell Edwards Stadium (BYU); 3. Utah Stadium (Utah); 4. Romney Stadium (Utah State); 5. Rose Bowl (UCLA); 6. Sun Bowl (UTEP); 7. Ryan Field (Northwestern); 8. Scott Stadium (Virginia); 9. Michie Stadium (Army); 10. Kidd Brewer Stadium (Appalachian State); 11. Dowdy-Ficklen Stadium (East Carolina); 12. Dix Stadium (Kent State); 13. Memorial Stadium (California); 14. Kenan Stadium (North Carolina); 15. Memorial Stadium (Kansas); 16. Spartan Stadium (San Jose State).

The same publication ranked CU's natural grass field the third best national behind Iowa State (Jack Trice Field) and Northwestern (Ryan Field).

## 300+ AT FOLSOM

Colorado won its 300th game at Folsom Field in 2013 and is now **309-166-10** in 93 seasons playing its home games at Folsom. The first game at Folsom was Oct. 11, 1924 (*then known as Colorado Stadium, built at a cost of \$75,000*); previous, CU was **73-17-6** at Gamble Field and **19-5** on other grass areas of campus; the Buffs are **401-189-16** all-time at home. The 2016 season marked CU's first winning one at home, as the Buffaloes went **6-0**; Colorado's last winning record at home had been in 2010 (with a 4-2 mark); it was CU's first undefeated season at home since 1994, when the Buffs went 6-0 in Rashaan Salaam's Heisman Trophy winning year. Over the 2011-12 seasons, CU was just 1-10 in Boulder before going 3-3 in Folsom in Mike MacIntyre's first season; the Buffs pulled even at home under "Mac" with the 6-0 mark in 2016 and are now **12-12** at Folsom in his tenure.



## ACTIVE COLORADO CAREER STATISTICAL CHARTS

## RUSHING

Rk	Player (Seasons)	Att.	Yards	Avg.	TD
1	Eric Bieniemy (1987-90) .....	699	3,940	5.63	41
2	Rodney Stewart (2008-11) .....	809	3,598	4.45	25
3	Rashaan Salaam (1992-94) .....	486	3,057	6.29	33
4	Bobby Purify (2000-04) .....	595	3,016	5.07	20
5	Charlie Davis (1971-73) .....	538	2,958	5.50	24
10	Bob Anderson (1967-69) .....	568	2,367	4.17	34
11	Lee Rouson (1981-84) .....	581	2,296	3.95	10
12	Lamont Warren (1991-93) .....	488	2,242	4.59	22
13	<b>Phillip Lindsay (2014-16) .....</b>	<b>449</b>	<b>2,233</b>	<b>4.97</b>	<b>22</b>
14	Cortlen Johnson (1998-2001) .....	445	2,199	4.94	20
15	Kayo Lam (1933-35) .....	313	2,140	6.84	18
16	Merwin Hodel (1949-51) .....	502	2,102	4.19	24
17	J.J. Flannigan (1987-89) .....	328	2,096	6.39	27
18	Christian Fauria (2012-15) .....	461	2,040	4.43	18
19	Darian Hagan (1988-91) .....	489	2,007	4.10	27
20	Carroll Hardy (1951-54) .....	291	1,999	6.87	23
25	William Harris (1965-67) .....	330	1,585	4.80	4
30	Mark Hatcher (1984-87) .....	375	1,470	3.92	16
35	Erich Kissick (1986-89) .....	256	1,297	5.07	8
40	Anthony Weatherspoon (1984-86) .....	275	1,193	4.34	7
41	Emerson Wilson (1953-55) .....	261	1,185	4.54	14
42	<b>Michael Adkins II (2013-16) .....</b>	<b>236</b>	<b>1,175</b>	<b>4.98</b>	<b>13</b>
56	<b>Sefo Liufau (2013-16) .....</b>	<b>368</b>	<b>941</b>	<b>2.56</b>	<b>12</b>
105	<b>Donovan Lee (2014-16) .....</b>	<b>85</b>	<b>422</b>	<b>4.96</b>	<b>3</b>
109	<b>Kyle Evans (2015-16) .....</b>	<b>102</b>	<b>398</b>	<b>3.90</b>	<b>4</b>

## PASSING

Rk	Player (Seasons)	Att-Com-Int	Pct.	Yards	TD	Rating
1	<b>Sefo Liufau (2013-16) .....</b>	<b>1383-870-36</b>	<b>62.9</b>	<b>9,568</b>	<b>60</b>	<b>130.13</b>
2	Cody Hawkins (2007-10) .....	1214-667-41	54.9	7,409	60	115.76
3	Joel Klatt (2002-05) .....	1095-666-33	60.8	7,375	44	124.63
4	Kordell Stewart (1991-94) .....	785-456-19	58.1	6,481	33	136.47
5	Tyler Hansen (2008-11) .....	872-505-28	57.9	5,705	35	119.69
6	Koy Detmer (1992-96) .....	594-350-25	58.9	5,390	40	148.95
7	Mike Moschetti (1998-99) .....	607-366-19	60.3	4,797	33	138.36
8	John Hessler (1994-97) .....	627-347-26	55.3	4,788	34	129.09
9	Steve Vogel (1981-84) .....	688-309-33	44.9	3,912	27	96.03
10	Darian Hagan (1988-91) .....	424-213-19	50.2	3,801	27	137.59
32	<b>Steven Montez (2016) .....</b>	<b>131- 79- 4</b>	<b>60.3</b>	<b>1,017</b>	<b>9</b>	<b>142.08</b>

## TOTAL OFFENSE

Rk	Player (Seasons)	Rush	Pass	Total	TDR
1	<b>Sefo Liufau (2013-16) .....</b>	<b>941</b>	<b>9,568</b>	<b>10,509</b>	<b>73</b>
2	Kordell Stewart (1991-94) .....	1,289	6,481	7,770	48
3	Cody Hawkins (2007-10) .....	-159	7,409	7,250	67
4	Joel Klatt (2002-05) .....	-130	7,375	7,245	47
5	Tyler Hansen (2008-11) .....	478	5,705	6,183	43
35	<b>Phillip Lindsay (2014-16) .....</b>	<b>2,233</b>	<b>0</b>	<b>2,233</b>	<b>22</b>

## RECEIVING (Receptions)

Rk	Player (Seasons)	No.	Yards	Avg.	TD
1	Nelson Spruce (2012-15) .....	294	3,347	11.4	23
2	Scotty McKnight (2007-10) .....	215	2,521	11.7	22
3	Michael Westbrook (1991-94) .....	167	2,548	15.3	19
4	Paul Richardson (2010-13) .....	156	2,412	15.5	21
5	Phil Savoy (1994-97) .....	152	2,176	14.3	14
6	<b>Shay Fields (2014-16) .....</b>	<b>144</b>	<b>1,929</b>	<b>13.4</b>	<b>17</b>
7	Javon Green (1997-2000) .....	136	2,031	14.9	17
8	Rae Carruth (1992-96) .....	135	2,540	18.8	20
9	Derek McCoy (2000-03) .....	134	2,038	15.2	20
10	Charles E. Johnson (1990-93) .....	127	2,447	19.3	15
15	*Christian Fauria (1991-94) .....	98	1,058	10.8	11
16	Darrin Chiaverini (1995-98) .....	97	1,199	12.4	6
16	<b>Devin Ross (2013-16) .....</b>	<b>97</b>	<b>1,113</b>	<b>11.5</b>	<b>7</b>
20	Dave Hestera (1981-83) .....	91	1,057	11.6	2
22	<b>Bryce Bobo (2014-16) .....</b>	<b>88</b>	<b>945</b>	<b>10.7</b>	<b>5</b>
24	<b>Phillip Lindsay (2014-16) .....</b>	<b>87</b>	<b>719</b>	<b>8.3</b>	<b>1</b>
31	Loy Alexander (1983-85) .....	78	1,107	14.2	8
60	<b>Donovan Lee (2014-16) .....</b>	<b>46</b>	<b>244</b>	<b>5.3</b>	<b>1</b>
73	<b>Jay MacIntyre (2015-16) .....</b>	<b>38</b>	<b>474</b>	<b>12.5</b>	<b>2</b>
---	<b>Sean Irwin (2013-16) .....</b>	<b>23</b>	<b>322</b>	<b>14.0</b>	<b>1</b>

## RECEIVING (Yards)

Rk	Player (Seasons)	No.	Yards	Avg.	TD
1	Nelson Spruce (2012-15) .....	294	3,347	11.4	23
2	Michael Westbrook (1991-94) .....	167	2,548	15.3	19
3	Rae Carruth (1992-96) .....	135	2,540	18.8	20
4	Scotty McKnight (2007-10) .....	215	2,521	11.7	22
5	Charles E. Johnson (1990-93) .....	127	2,447	19.3	15
6	Paul Richardson (2010-13) .....	156	2,412	15.5	21
7	Phil Savoy (1994-97) .....	152	2,176	14.3	14
8	Derek McCoy (2000-03) .....	134	2,038	15.2	20
9	Javon Green (1997-2000) .....	136	2,031	14.9	17
10	<b>Shay Fields (2014-16) .....</b>	<b>144</b>	<b>1,929</b>	<b>13.4</b>	<b>17</b>
15	Marcus Stiggers (1996-99) .....	80	1,223	15.1	10
20	*Jon Embree (1983-86) .....	80	1,166	14.6	5
21	<b>Devin Ross (2013-16) .....</b>	<b>97</b>	<b>1,113</b>	<b>11.5</b>	<b>7</b>
26	*Christian Fauria (1991-94) .....	98	1,058	10.8	11
27	*Dave Hestera (1981-83) .....	91	1,057	11.6	2
28	*Riar Geer (2006-09) .....	87	974	11.2	11
29	John Minardi (1998-2001) .....	79	971	12.3	6
30	Rodney Stewart (2008-11) .....	93	969	10.4	0
31	<b>Bryce Bobo (2014-16) .....</b>	<b>88</b>	<b>945</b>	<b>10.7</b>	<b>5</b>
32	James Kidd (1993-96) .....	58	944	16.3	9
42	<b>Phillip Lindsay (2014-16) .....</b>	<b>87</b>	<b>719</b>	<b>8.3</b>	<b>2</b>
82	<b>Jay MacIntyre (2015-16) .....</b>	<b>38</b>	<b>474</b>	<b>12.5</b>	<b>2</b>

## ALL-PURPOSE YARDS

Rk	Player (Seasons)	Rush	Rec	KOR	PR	Total
1	Rodney Stewart (2008-11) .....	3,598	969	239	22	4,828
2	Eric Bieniemy (1987-90) .....	3,940	380	31	0	4,351
3	<b>Phillip Lindsay (2014-16) .....</b>	<b>2,233</b>	<b>719</b>	<b>1,077</b>	<b>0</b>	<b>4,029</b>
4	Hugh Charles (2004-07) .....	2,659	552	411	0	3,622
5	Nelson Spruce (2012-15) .....	2	3,347	63	180	3,592
6	Byron White (1935-37) .....	1,864	234	506	973	3,577
7	Herchell Troutman (1994-97) .....	2,487	725	240	91	3,543
8	Bobby Purify (2000-04) .....	3,016	508	0	0	3,524
9	Rashaan Salaam (1992-94) .....	3,057	412	13	0	3,482
10	Charlie Davis (1971-73) .....	2,958	131	75	0	3,164

## YARDS FROM SCRIMMAGE

Rk	Player (Seasons)	Rush	Rec	Total
1	Rodney Stewart (2008-11) .....	3,598	969	4,567
2	Eric Bieniemy (1987-90) .....	3,940	380	4,320
3	Bobby Purify (2000-04) .....	3,016	508	3,524
4	Rashaan Salaam (1992-94) .....	3,057	412	3,469
5	Nelson Spruce (2012-15) .....	2	3,347	3,349
6	Herchell Troutman (1994-97) .....	2,487	725	3,212
7	Hugh Charles (2004-07) .....	2,659	552	3,211
8	Charlie Davis (1971-73) .....	2,958	131	3,089
9	Lee Rouson (1981-84) .....	2,296	699	2,995
10	<b>Phillip Lindsay (2014-16) .....</b>	<b>2,233</b>	<b>691</b>	<b>2,924</b>
15	Michael Westbrook (1991-94) .....	84	2,548	2,632
20	Paul Richardson (2010-13) .....	38	2,412	2,450
...	<b>Shay Fields (2014-16) .....</b>	<b>53</b>	<b>1,929</b>	<b>1,982</b>

## SCORING

Rk	Player (Seasons)	TD	2Pt	EP-EPA	FG-FGA	PTS
1	Mason Crosby (2003-06) .....	0	0-0	109-117	66-88	307
2	Will Oliver (2011-14) .....	0	0-0	129-131	50-69	279
3	Eric Bieniemy (1987-90) .....	42	1-1	0-0	0-0	254
4	Jeremy Aldrich (1996-99) .....	0	0-0	87-95	48-64	231
5	Bobby Anderson (1967-69) .....	35	1-2	0-0	0-0	212
10	Merwin Hodel (1949-51) .....	28	0-0	0-0	0-0	168
19	James Mayberry (1975-78) .....	25	0-0	0-0	0-0	150
19	Rodney Stewart (2008-11) .....	25	0-0	0-0	0-0	150
21	Dave Haney (1968-70) .....	0	0-0	86-92	21-35	149
22	Nelson Spruce (2012-15) .....	24	1-1	0-0	0-0	146
23	John Bayuk (1954-56) .....	24	0-0	0-0	0-0	144
23	<b>Phillip Lindsay (2014-16) .....</b>	<b>24</b>	<b>0-0</b>	<b>0-0</b>	<b>0-0</b>	<b>144</b>
25	Bob Stransky (1955-57) .....	21	0-0	12-22	0-0	138
25	Lamont Warren (1991-93) .....	23	0-0	0-0	0-0	138
25	Scotty McKnight (2007-10) .....	23	0-0	0-0	0-0	138
39	<b>Diego Gonzalez (2014-16) .....</b>	<b>0</b>	<b>0-0</b>	<b>51-51</b>	<b>21-33</b>	<b>114</b>
43	<b>Shay Fields (2014-16) .....</b>	<b>18</b>	<b>0-0</b>	<b>0-0</b>	<b>0-0</b>	<b>108</b>
65	<b>Michael Adkins (2013-16) .....</b>	<b>14</b>	<b>0-0</b>	<b>0-0</b>	<b>0-0</b>	<b>84</b>

## ACTIVE COLORADO CAREER STATISTICAL CHARTS, CONTINUED

## KICK SCORING

Rk	Player (Seasons)	EP-EPA	FG-FGA	PTS
1	Mason Crosby (2003-06) .....	109-117	66-88	307
2	Will Oliver (2011-14) .....	129-131	50-69	279
3	Jeremy Aldrich (1996-99) .....	87-95	48-64	231
4	Tom Field (1979-83) .....	82-86	36-55	190
5	Aric Goodman (2008-10) .....	93-96	25-47	168
10	Fred Lima (1972-73) .....	59-62	21-45	122
<b>11</b>	<b>Diego Gonzalez (2014-16) .....</b>	<b>51-51</b>	<b>21-33</b>	<b>114</b>
12	Mitch Berger (1991-93) .....	54-56	19-32	111
13	Pete Dadiotis (1976-78) .....	61-64	16-26	109
13	Dave DeLine (1984-87) .....	49-50	20-35	109
15	Tom Mackenzie (1974-75) .....	62-68	14-28	104

## PUNTING

Rk	Player (Seasons)	No.	Yards	Avg.	Long	In 20
1	Mark Mariscal (1999-2002) .....	99	4,632	46.79	68	25
2	Barry Helton (1984-87) .....	153	6,873	44.92	68	44
3	Keith English (1985-88) .....	55	2,457	44.67	77	21
4	Zack Jordan (1950-52) .....	137	6,113	44.62	78	23
5	John Torp (2002-05) .....	205	9,145	44.61	72	65

INSIDE THE 20: O'Neill 95, Torp 65, DiLallo 61, Koleski 51, Berger 44, Helton 44.

## KICKOFF RETURNS

Rk	Player (Seasons)	No.	Yards	Avg.	TD
1	Ben Kelly (1997-99) .....	64	1,798	28.1	3
2	Terrence Wheatley (2003-07) .....	56	1,350	24.1	0
3	Josh Smith (2007-08) .....	50	1,276	25.5	1
4	M.J. Nelson (1986-89) .....	51	1,198	23.5	0
5	Walter Stanley (1980-81) .....	49	1,172	23.9	1
<b>6</b>	<b>Phillip Lindsay (2014-16) .....</b>	<b>44</b>	<b>1,077</b>	<b>24.5</b>	<b>0</b>
7	Bill Symons (1962-64) .....	43	1,051	24.4	1
8	Brian Lockridge (2007-11) .....	44	968	22.0	1
9	Roman Hollowell (1998-2001) .....	44	914	20.8	0
<b>10</b>	<b>Ryan Severson (2013-16) .....</b>	<b>40</b>	<b>872</b>	<b>21.8</b>	<b>0</b>
11	Stephone Robinson (2004-07) .....	49	867	17.7	0
12	Carroll Hardy (1951-54) .....	31	853	27.5	0
13	Billy Waddy (1973-76) .....	32	849	26.5	2
14	Howard Ballage (1976-78) .....	30	764	25.5	2
15	Cliff Branch (1970-71) .....	30	755	25.2	2
<b>21</b>	<b>Donovan Lee (2014-16) .....</b>	<b>23</b>	<b>586</b>	<b>25.5</b>	<b>0</b>

## INTERCEPTIONS

Rk	Player (Seasons)	No.	Yards	Avg.	TD
1	John Stearns (1970-72) .....	16	339	21.2	0
2	Chris Hudson (1991-94) .....	15	204	13.6	2
3	Dick Anderson (1965-67) .....	14	151	10.8	0
3	Terrence Wheatley (2003-07) .....	14	154	11.0	2
5	Tim James (1987-90) .....	13	120	9.2	0
<b>5</b>	<b>Tedric Thompson (2013-16) .....</b>	<b>13</b>	<b>241</b>	<b>18.5</b>	<b>0</b>

## TACKLES

Rk	Player (Position, Seasons)	UT	AT	—	TOT	TFL
1	Barry Remington (LB, 1982-86) .....	245	248	—	493	21- 60
2	Matt Russell (LB, 1993-96) .....	282	164	—	446	44-144
3	Greg Biekert (LB, 1989-92) .....	280	161	—	441	33- 73
4	Jordan Dizon (LB, 2004-07) .....	293	147	—	440	35-137
5	Ted Johnson (LB, 1991-94) .....	253	156	—	409	21- 61
6	Laval Short (LB, 1976-79) .....	141	231	—	372	37-239
7	Chad Brown (LB, 1989-92) .....	242	127	—	369	38-169
8	Michael Jones (LB, 1986-89) .....	218	131	—	349	13- 41
9	Thaddeus Washington (LB, 2003-06) .....	202	136	—	338	25- 80
10	Michael Lewis (DB, 1998-2001) .....	225	111	—	336	17- 73

<b>16</b>	<b>Kenneth Olugbode (LB, 2013-16) .....</b>	<b>193</b>	<b>106</b>	—	<b>299</b>	<b>10- 30</b>
20	Ryan Black (DB, 1994-97) .....	145	130	—	275	11- 50
<b>22</b>	<b>Chidobe Awuzie (DB, 2013-16) .....</b>	<b>226</b>	<b>47</b>	—	<b>273</b>	<b>26-104</b>
23	Bill Roe (LB, 1977-79) .....	116	156	—	272	15- 78
<b>24</b>	<b>Addison Gillam (LB, 2013-16) .....</b>	<b>186</b>	<b>84</b>	—	<b>270</b>	<b>26-115</b>
26	Jeff Geiser (LB, 1972-74) .....	102	159	—	261	9- 39
28	Derrick Webb (LB, 2010-13) .....	176	82	—	258	19- 36
28	Phil Irvin (LB, 1968-70) .....	88	170	—	258	16- 48
30	Cha'pelle Brown (DB, 2006-09) .....	183	74	—	257	20- 66
31	Medford Moorer (DB 2000-03) .....	179	77	—	256	12- 38
31	Mark Haynes (DB, 1976-79) .....	142	114	—	256	12- 32
<b>38</b>	<b>Tedric Thompson (DB, 2013-16) .....</b>	<b>172</b>	<b>74</b>	—	<b>246</b>	<b>11- 27</b>
50	Rodney Rogers (DB, 1985-87) .....	152	79	—	231	4- 7

60	Greg Jones (LB, 1992-96) .....	129	87	—	216	45-205
70	Gary Campbell (LB, 1974-75) .....	97	101	—	198	6- 32
80	Ron Woolfork (LB, 1990-93) .....	133	57	—	190	53-303
80	Kyle Rappold (DL, 1985-87) .....	115	75	—	190	19- 63
82	Herb Orvis (DL, 1969-71) .....	79	110	—	189	32-214
<b>100</b>	<b>Rick Gamboa (2015-16) .....</b>	<b>100</b>	<b>75</b>	—	<b>175</b>	<b>4- 11</b>

## QUARTERBACK SACKS

Rk	Player (Seasons)	No.	Yards
1	Alfred Williams (1987-90) .....	35	242
2	Ron Woolfork (1990-93) .....	33	241
3	Greg Jones (1992-96) .....	25	158
4	Laval Short (1976-79) .....	24½	192
5	Abraham Wright (2004-06) .....	21	151
<b>6</b>	<b>Jimmie Gilbert (2013-16) .....</b>	<b>20</b>	<b>156</b>
<b>33</b>	<b>Addison Gillam (2013-16) .....</b>	<b>10½</b>	<b>83</b>
<b>39</b>	<b>Samson Kafovalu (2012-16) .....</b>	<b>9½</b>	<b>56</b>
<b>39</b>	<b>Derek McCartney (2014-16) .....</b>	<b>9½</b>	<b>48</b>

## TACKLES FOR LOSS

Rk	Player (Seasons)	No.	Yards
1	Alfred Williams (1987-90) .....	59	303
2	Ron Woolfork (1990-93) .....	53	303
3	Greg Jones (1992-96) .....	45	205
4	Matt Russell (1993-96) .....	44	144
5	Leonard Renfro (1989-92) .....	43	142
<b>18</b>	<b>Jimmie Gilbert (2013-16) .....</b>	<b>31</b>	<b>181</b>
22	Ruben Vaughan (1975-78) .....	28	115
22	Ryan Olson (1994-97) .....	28	107
<b>25</b>	<b>Addison Gillam (2013-16) .....</b>	<b>26</b>	<b>115</b>
<b>25</b>	<b>Chidobe Awuzie (2013-16) .....</b>	<b>26</b>	<b>104</b>
25	Marques Harris (2000-03) .....	26	102

## PASS DEFLECTIONS

Rk	Player (Seasons)	No.
1	Marcus Washington (1995-97) .....	42
2	Damen Wheeler (1996-99) .....	39
3	Greg Henderson (2011-14) .....	36
3	Ken Crawley (2012-15) .....	36
<b>5</b>	<b>Chidobe Awuzie (2013-16) .....</b>	<b>35</b>
6	Ben Kelly (1997-99) .....	34
<b>6</b>	<b>Tedric Thompson (2013-16) .....</b>	<b>34</b>
8	Donald Strickland (1999-2002) .....	33
8	Lorenzo Sims (2003-06) .....	33
10	Mickey Pruitt (1984-87) .....	32
11	Phil Jackson (2000-03) .....	29
11	Terrence Wheatley (2003-07) .....	29
13	Dalton Simmons (1992-96) .....	28
<b>13</b>	<b>Ahkello Witherspoon (2014-16) .....</b>	<b>28</b>
15	Deon Figures (1988-92) .....	27
<b>26</b>	<b>Isaiah Oliver (2015-16) .....</b>	<b>19</b>

## SPECIAL TEAMS TACKLES

Rk	Player (Seasons)	UT	AT	—	Total
1	Ryan Sutter (1994-97) .....	32	32	—	64
2	Darren Fisk (1995-97) .....	25	23	—	48
3	Ryan Black (1994-97) .....	21	19	—	40
4	Paul Rose (1987-90) .....	14	25	—	39
5	Arthur Jaffee (2008-11) .....	21	13	—	34
5	Terrel Smith (2010-14) .....	24	10	—	34
10	Greg Lindsey (1990-93) .....	23	4	—	27
---	<b>Ryan Severson (2013-16) .....</b>	<b>19</b>	<b>5</b>	—	<b>24</b>
---	<b>Ryan Moeller (2014-16) .....</b>	<b>14</b>	<b>5</b>	—	<b>19</b>

## SPECIAL TEAMS POINTS

Rk	Player (Seasons)	Points
1	Ryan Sutter (1994-97) .....	123
2	Arthur Jaffee (2008-11) .....	88
3	Darren Fisk (1995-97) .....	86
<b>4</b>	<b>Ryan Severson (2013-16) .....</b>	<b>84</b>
5	Derrick Webb (2010-13) .....	81
6	Travis Sandersfeld (2008-11) .....	72
7	Ryan Black (1994-97) .....	68
8	Jalil Brown (2007-10) .....	65
8	Terrel Smith (2010-14) .....	65
10	Paul Rose (1987-90) .....	63
---	<b>Ryan Moeller (2014-16) .....</b>	<b>51</b>

## ALL-BLACK UNIFORMS

Colorado has worn its all black uniforms on **49** occasions, when the Buffaloes wear both black jerseys and black pants, owning a **22-26-1** record; the Buffs have also added black helmets to the look, having worn black top-to-bottom on five occasions (**0-5** in that look). A little history on the all-black look: the brainchild of then-head coach Bill McCartney, CU first wore the garb on Nov. 28, 1987 for a game after Thanksgiving at the time; the opponent was CU's old Big 8 rival, Nebraska. The Buffs came out and warmed up in gold pants, and upon returning to the locker room at the conclusion of warm-ups, the players found black pants hanging in their lockers. "It was something we thought about a long time ago," Mac said at the time. "You couldn't do this overnight. We didn't tell the kids, and they were real excited." He went on to say that it was planned a month or so out to give the team a shot of adrenaline prior to kickoff.

## COLORADO / ALL-BLACK UNIFORMS (22-26-1)

Year	Opponent	Result	Year	Opponent	Result	Year	Opponent	Result	Year	Opponent	Result
1987	Nebraska	L 7-24	1998	Kansas State	L 9-16		Kansas State	W 38-31		Nebraska	L 20-28
1988	Oklahoma	L 14-17	1999	Nebraska (OT)	L 30-33	2005	Nebraska	L 3-30	2011	*Southern California	L 17-42
1990	Iowa State	W 28-12	2000	Iowa State	L 27-35	2006	Texas Tech	W 30-6	2012	UCLA	L 14-42
1991	Missouri	W 55-7	2001	Nebraska	W 62-36		Kansas State	L 21-34		*Arizona State	L 17-51
1992	Oklahoma	T 24-24	2002	Kansas State	W 35-31		Iowa State	W 33-16	2013	*Arizona	L 20-44
1993	Nebraska	L 17-21		Baylor	W 34-0	2007	c—Colorado St. (OT)	W 31-28		Southern California	L 29-47
1994	Oklahoma State	W 17-3		Texas Tech	W 37-13		Florida State	L 6-16	2014	*Arizona State	L 24-38
1995	Missouri	W 21-0		Iowa State	W 41-27		Nebraska	W 65-51		Oregon State	L 31-36
	a—Oregon	W 38-6		b—Oklahoma	L 7-29	2008	c—Colorado State	W 38-17	2015	*Southern California	L 24-27
1996	Texas	W 28-24	2003	Oklahoma	L 20-34		West Virginia (OT)	W 17-14	2016	Utah	W 27-22
	Kansas State	W 12-0		Nebraska	L 22-31		Texas	L 14-38			
1997	Kansas	W 42-6	2004	Colorado State	W 27-24		Oklahoma State	L 17-30			
	Missouri	L 31-41		Texas	L 7-31	2009	Colorado State	L 17-23			

a—Cotton Bowl; b—Big 12 Championship at Houston; c—in Denver (\*—wore black helmets).

**BLACK HELMETS:** Colorado has worn black helmets on **16** occasions in its history, usually with a gold or sometimes a silver logo, but once with a pink logo; CU is **2-14** in the black headgear. The games (\*—matte black; #—worn with a pink logo as part of Blackout Breast Cancer awareness):

Year	Opponent	Result	Year	Opponent	Result	Year	Opponent	Result
1998	BAYLOR	W 18-16	2013	#ARIZONA	L 20-44	2014	*at Oregon	L 10-44
2011	SOUTHERN CALIFORNIA	L 17-42	2013	at UCLA	L 23-45	2015	*OREGON	L 24-41
2011	at UCLA	L 6-45	2013	at Utah	L 17-24	2015	*SOUTHERN CALIFORNIA	L 24-27
2012	ARIZONA STATE	L 17-51	2014	*ARIZONA STATE	L 24-38	2016	IDAHO STATE	W 56-7
2012	at Arizona	L 31-56	2014	*at Southern California	L 28-56			
2013	at Arizona State	L 13-54	2014	*at Arizona	L 20-38			

## OTHER UNIFORM LOOKS

**GOLD HELMET / WHITE UNIS / WHITE PANTS:** 2013 (at Utah, L); 2010 (at Nebraska, L); 2009 (at Kansas State, L); 2008 (at Nebraska, L; at Florida State, L); 2005 (at Miami-Fla., L); 2004 (at Nebraska, W).

**GOLD HELMET / WHITE UNIS / GOLD PANTS:** 2016 (at Arizona, W); 2015 (at Oregon State, W); 2014 (at Massachusetts, W); 2013 (CSU in Denver, W; Oregon State, L; at Washington, L); 2008 (at Texas A&M, L); 2007 (at Iowa State, L; at Arizona State, L); 2006 (at Missouri, L; at Georgia, L); 2004 (UTEP, Houston Bowl, W)

**BLACK HELMET / WHITE UNIS / BLACK PANTS (0-5):** 2014 (at USC, L); 2013 (at UCLA, L; at Arizona State, L); 2012 (at Arizona, L); 2011 (at UCLA, L)

**BLACK HELMET / BLACK UNIS / GOLD PANTS (1-0):** 2016 (Idaho State, W).

**BLACK HELMET / SILVER UNIS / BLACK PANTS (0-1):** 2015 (Oregon, L).

**BLACK HELMET / WHITE UNIS / GOLD PANTS (0-1):** 2014 (at Arizona, L).

**BLACK HELMET / WHITE UNIS / WHITE PANTS (0-2):** 2014 (at Oregon, L); 2013 (at Utah, L).

**SILVER HELMET / BLAKE UNIS / SILVER PANTS (1-0):** 2016 (Washington State, W).

**SILVER HELMET / SILVER UNIS / SILVER PANTS (1-1):** 2016 (at Stanford, W); 2015 (Arizona, L).

**SILVER HELMET / WHITE UNIS / SILVER PANTS (0-2):** 2016 (at USC, L); 2015 (at Hawai'i, L).

**SILVER HELMET / WHITE UNIS / WHITE PANTS (0-1):** 2015 (at Utah, L).

**WHITE HELMET / BLACK UNIS / WHITE PANTS (2-0):** 2016 (Oregon State, W); 2015 (Nicholls State, W).

**WHITE HELMET / WHITE UNIS / BLACK PANTS (0-1):** 2015 (at Arizona State, L).

**WHITE HELMET / WHITE UNIS / SILVER PANTS (0-1):** 2015 (at UCLA, L).

**WHITE HELMET / WHITE UNIS / WHITE PANTS (2-1):** 2016 (at Oregon, W; Washington, L); 2015 (CSU in Denver, W).

## IN-SEASON BIRTHDAYS

Here's the list of those coaches and players who have birthdays to celebrate during the 2016 season (starting last week of August; \*—denotes on a game day):

Aug. 31	Scott Unrein (28)	Sept. 11	Diego Gonzalez (24)	Oct. 9	Sam Noyer (19)	Nov. 6	David Bagby (23)	Dec. 5	Joey Tuggle (22)
Sept. 1	Daniel Talley (21)	Sept. 19	*Kenneth Olugbode (21)	Oct. 11	Colin Sutton (22)	Nov. 9	Jimmie Gilbert (22)	Dec. 7	Chris Graham (22)
Sept. 3	Robert Orban (22)	Sept. 20	Brian Boatman (22)	Oct. 12	Darrin Chiaverini (39)	Nov. 10	Tim Lynott, Jr. (20)	Dec. 18	J.T. Bale (20)
Sept. 4	Juwann Winfree (20)	Sept. 21	Tyler Henington (23)	Oct. 14	Colby Pursell (18)	Nov. 10	T.J. Patterson (22)	Dec. 29	Jaleel Awini (24)
Sept. 5	Lucas Cooper (19)	Sept. 24	*Gary Bernardi (62)	Oct. 15	*Anthony Julmisse (19)	Nov. 14	Trey Udoffia (19)	Dec. 29	Davis Price (19)
Sept. 7	Drew Lewis (21)	Sept. 24	*Xavier Cochrane (21)	Oct. 15	*Cameron Silzer (23)	Nov. 17	Miguel Rueda (45)	Dec. 30	Johnny Huntley (19)
Sept. 7	Troy Lewis (21)	Sept. 30	Isaiah Oliver (20)	Oct. 20	Kyle Evans (21)	Nov. 19	*Terriek Roberts (19)	Dec. 31	Frank Umu (20)
Sept. 8	Jean Onaga	Oct. 5	Sam Bennion (21)	Oct. 25	Tim Coleman (21)	Nov. 22	Derek McCartney (23)	Jan. 2	Ryan Severson (22)
Sept. 8	Lyle Tuiloma (19)	Oct. 5	Leo Jackson III (22)	Oct. 29	Sefo Liufau (22)	Nov. 27	Terran Hasselbach (21)	Jan. 3	Kabion Ento (20)
Sept. 9	Dillon Middlemiss (20)	Oct. 9	Shane Callahan (23)	Nov. 3	*Ronnie Blackmon (19)	Dec. 1	Alex Kelley (24)	Jan. 3	Danny Galloway (21)

**2016 SPECIAL WEEKENDS**

The list of special weekends at Folsom Field this fall:

**Sept. 10 (Idaho State):** National Buff Club Cabinet Weekend

**Oct. 1 (Oregon State):** Family Weekend, Living Legends

**Oct. 15 (Arizona State):** Homecoming/Back to Boulder & Ski Ball;  
Herb Orvis Tribute, 1976 CU Orange Bowl team reunion

**Nov. 19 (Washington State):** CU Athletic Hall of Fame, Military Appreciation

**Nov. 26 (Utah):** Honorary C

**CU IS BLACK & GOLD, BUT FOLSOM IS "GREEN"**

The University of Colorado at Boulder established a goal to move toward zero-waste at Folsom Field during the 2008 football season and invest in local carbon-reduction projects. They anticipated recycling or composting at least 90% of the waste generated at Folsom Field and met those goals. According to U.S. Environmental Protection Agency information and other sources, Folsom Field was the first major sports stadium in the nation, professional or collegiate, to collect all materials in recycling or compost containers, eliminate trash cans and transform its materials collections systems into a zero-waste process. For more information, visit Ralphie's Green Stampede at [http://www.cubuffs.com/ViewArticle.dbml?&DB\\_OEM\\_ID=600&ATCLID=1549954](http://www.cubuffs.com/ViewArticle.dbml?&DB_OEM_ID=600&ATCLID=1549954).

**OFFENSE & DEFENSE**

Who will be next? Next, as in who will play on both offense and defense in the same game? **George Frazier** was the last to do so on regular basis in the 2014 season, when he appeared for 14 snaps at defensive end for the first time against Arizona State, while lining up for five plays per game at fullback. He became the first Buff to appear on both sides of the ball since 2005 in the process, and continued to do so the remainder of the season. In 2008, **Eugene Goree** was on-call to do so, as the redshirt frosh was both a DT and an OG during the second half of the season; he did appear on both sides of the ball but not in the same game. Through the years, there have been a few players who wind up playing on both sides of the ball in the same game: **DT John Guydon** was the latest to so, seeing action on defense (13 snaps at tackle) and offense (3 snaps at guard) at Texas on October 15, 2005; it was the first time it happened for a complete series with no gimmicks or special situations since **WR Michael Westbrook** played a series at safety against Baylor in 1993. **DE James Garee** also trotted in on offense in 2005, catching a pass as an end at Miami. **DT Sam Wilder** had been the last before 2005, as he caught a 9-yard pass against Kansas State in 2002. **DT Justin Bannan**, did the same, catching a 12-yard TD pass on his only play at Missouri in 2000. **CB Ben Kelly** tried tailback in 1999 at Texas Tech; he finished with three yards on one carry (a nice 5-yard run was wiped out by a penalty). Between 1994 and 2005, several Buffs played on both sides of the ball, as offensive linemen often played on the goal line or short yardage defense units—**OG Heath Irwin**, **OG Clint Moore**, **OG Chris Naeole**, **OT Melvin Thomas** and **OG Brad Bedell** all did it at one time or another between 1993 and 1998. In 1990, **OLBs Alfred Williams** and **Kanavis McGhee** played some tight end in a 64-3 win over Kansas State (Williams caught a pass for 17 yards, McGhee didn't catch the one thrown his way). The last offensive skill player before Frazier in 2014 to swing over and try some defense was Westbrook (four snaps at strong safety) against Baylor in 1993.

**WHY CU AND NOT UC?**

A question often asked of many former Big Eight schools: Why is it the University of Colorado, but the moniker is CU and not UC? (The same applies at Kansas—KU, Missouri—MU, Nebraska—NU and Oklahoma—OU). "Midwestern casualness," said CU historian, the late Fred Casotti. It has always been this way at Colorado, for whatever reason, and at the other four—but seemingly nowhere else in the USA (except for Tulsa, but its midwest, too). In the 1950s, there was a concerted effort to eliminate the use of "CU" on the Boulder campus, both as a symbol and in speech, but Casotti said that no one would buy into it. "Nobody would change," he said. "It's easier to say than U of C, UC sounds like slang or something (as in 'you see'), and it was traditional. By trying to eliminate it, they reinforced it."

**HISTORY OF THE END ZONE "COLORADO"**

As in the south end zone, that is. In 1967, the stadium was lowered when the track was removed, and that area remained basically a dirt hill. Former long-time senior associate A.D. **Jon Burianek** said that we tried to grow grass and bushes there, but none took. The first artificial field was installed during the summer of 1971, and that area was then covered with asphalt and the large, block COLORADO was painted on it, then in all-white block lettering. Trim was later added, and at one time, when blue was one of the school colors, the end zone as well was painted blue instead of the familiar black.

**NO. 33 IN THE WORLD**

In the 2015 world university rankings by the *TimesHigherEducation.co.uk*, the **University of Colorado** held its previous position of being the **No. 33** ranked university in the world (which translates to the solar system, the galaxy and the universe). Unlike other rankings that are based more on cost of attendance and class sizes, this ranking is based on teaching (the learning environment, 30%), research (volume, income and reputation, 30%), citations (research influence, 30%), international outlook (staff and students, 7.5%) and industry income (innovation, 2.5%). Nine Pac-12 schools made the Top 100, led by Stanford (No. 2) and California (No. 3); Harvard came in at No. 1 with M.I.T. (No. 4) and the University of Cambridge (U.K., No. 5) rounding out the top five. UCLA (No. 12), Washington (No. 16), Colorado (No. 33, the 25th U.S. school), Southern California (No. 47), Arizona (No. 78), Arizona State (No. 79) and Utah (No. 85) completing the Pac-12 listing.

**BUFFS BACK ON TV IN DENVER; "THE RISE" GOES NATIONAL**

Two new "all-Colorado" sport programs debuted last week, as CU has been without a weekly television presence in Denver since the 2011-12 athletic year:

**The Buffalo Stampede** returned with a new format and a new home: **Altitude Sports** (Comcast Ch. 25/725 HD). The show initially airs on Wednesday nights at 11:00 p.m., with several replays over the following two days. It will run through the men's and women's basketball seasons.

"**The Rise**" is the latest video series produced by CU's acclaimed football video staff; it is following the Colorado Buffaloes through the 2016 season. "The Rise" will be an interview driven narrative featuring and following the seniors through this journey. Six to eight episodes will cover the season from camp to bowl week. "The Rise" will be cinematic, yet organic, featuring behind-the-scenes footage and a narrative told by the seniors and coaches. It premiered on **Aug. 31** and can be seen on Pac-12 Mountain and CUBuffs.com.



## 2016 COLORADO FOOTBALL LETTERMAN PICTURE

Colorado has **61** lettermen returning for 2016 (59 from the 2015 team, with three others from past years); they break down into **28** on offense, **30** on defense and **3** specialists; the Buffs lose **27** lettermen off the 2015 squad (**11** offense/**15** defense/**1** specialist). CU returns **18** starters from last season (**9** offense/**9** defense), losing **4** (**2** offense/**2** defense); several positions had multiple personnel shuttle in and out, so there are several other players back with starting experience. The 2015 starters are listed in bold (six or more starts); \*—denotes letters earned primarily on special teams; #—lettered but injured early in the 2015 season and has been submitted for medical hardships. The breakdown (positions for returning players are their 2015 spots):

## OFFENSE

Position	Returning (28)	Lost (11)
WR (x)	Bryce Bobo	Nelson Spruce
WR (z)	<b>Shay Fields</b> , Lee Walker, *Robert Orban	*Colin Johnson ( <i>holder</i> )
WR (h)	<b>Devin Ross</b> , Jay MacIntyre, Joey Hall	
LT	#Jeromy Irwin	Stephane Nembot
LG	<b>Gerrard Kough</b> , *Josh Kaiser	
C	<b>Alex Kelley</b> , Sully Wiefels	Vincent Arvia
RG	<b>Jonathan Huckins</b> , Shane Callahan, Colin Sutton	
RT	<b>Sam Kronshage</b> , John Lisella II	Ed Caldwell
TE	<b>Sean Irwin</b> , Dylan Keeney, Chris Hill, Brian Boatman	Hayden Jones
QB	<b>Seto Liufau</b> , Jordan Gehrke	Cade Apsay
TB	<b>Phillip Lindsay</b> , Michael Adkins, Kyle Evans, Donovan Lee	Christian Powell, Patrick Carr
FB	George Frazier	Jordan Murphy, John Finch

## DEFENSE

Position	Returning (30)	Lost (15)
SLB	<b>Derek McCartney</b> , Tim Coleman, Terran Hasselbach	De'Jon Wilson ( <i>from 2014</i> )
DT	Jase Franke, #Eddy Lopez	<b>Justin Solis</b> , Tyler Henington ( <i>from 2013</i> )
DT	<b>Jordan Carrell</b> , Samson Kafovalu, Josh Tupou ( <i>from 2014</i> )	Clay Norgard, John Paul Tusso ( <i>from 2013</i> )
DE	<b>Leo Jackson III</b> , Michael Mathewes, *Aaron Howard	Blake Robbins, Garrett Gregory
MLB	<b>Rick Gamboa</b> , #Addison Gillam, N.J. Falo, Christian Shaver	
JLB	<b>Kenneth Olugbode</b> , *Ryan Severson, *Travis Talianko ( <i>from 2014</i> )	Grant Watanabe
WLB	Jimmie Gilbert, Jaleel Awini, *Deaysean Rippey ( <i>from 2014</i> )	*Hunter Shaw
CB	<b>Ahkello Witherspoon</b> , Nick Fisher, *Andrew Bergner	
SS	<b>Tedric Thompson</b> , *Jaisen Sanchez	Marques Mosley
NB	<b>Chidohe Awuzie</b>	John Walker ( <i>from 2014</i> )
FS	<b>Ryan Moeller</b> , Afolabi Laguda	Jered Bell, Evan White
CB	Isaiah Oliver	<b>Kenneth Crawley</b> , Yuri Wright ( <i>from 2014</i> )

## SPECIALISTS

Position	Returning (3)	Lost (1)
P	<b>Alex Kinney</b>	
PK	<b>Diego Gonzalez</b> (PK), <b>Chris Graham</b> (KO)	
SN		Wyatt Tucker Smith

## 2016 COLORADO FOOTBALL STAFF

<b>Head Coach</b>	Mike MacIntyre ( <i>Georgia Tech '89</i> )	<b>Director of Player Personnel</b>	Brad Forsyth ( <i>Illinois Wesleyan '90</i> )
<b>Co-Offensive Coordinator / Quarterbacks</b>	Brian Lindgren ( <i>Idaho '04</i> )	<b>Director of Quality Control/Offense</b>	Daniel Da Prato ( <i>UL-Monroe '03</i> )
<b>Co-Offensive Coordinator / Receivers</b>	Darrin Chiaverini ( <i>Colorado '99</i> )	<b>Director of Quality Control/Defense</b>	Nate Taye ( <i>San Jose State '13</i> )
<b>Offensive Line</b>	Klayton Adams ( <i>Boise State '05</i> )	<b>Director of Quality Control/Special Teams</b>	Matt Thompson ( <i>Fort Lewis '05</i> )
<b>Running Backs</b>	Darian Hagan ( <i>Colorado '96</i> )	<b>Director of Football Academics</b>	Katie Bason ( <i>Wake Forest '05</i> )
<b>Tight Ends / H-Backs</b>	Gary Bernardi ( <i>Cal State-Northridge '76</i> )	<b>Assistant Director of Recruiting</b>	A. J. Baer ( <i>Washington State '11</i> )
<b>Defensive Coordinator / Linebackers</b>	Jim Leavitt ( <i>Missouri '78</i> )	<b>Operations &amp; Recruiting Assistant</b>	Scott Unrein ( <i>Colorado '11</i> )
<b>Defensive Line</b>	Jim Jeffcoat ( <i>Arizona State '82</i> )	<b>Intern</b>	Erik Aunese ( <i>Colorado Mesa '16</i> )
<b>Secondary / Cornerbacks</b>	Charles Clark ( <i>Mississippi '07</i> )	<b>Intern</b>	Matt Bryson ( <i>Oklahoma State '10</i> )
<b>Secondary / Safeties</b>	Joe Tumpkin ( <i>Michigan Tech '94</i> )	<b>Intern</b>	Cory Hall ( <i>Colorado '16</i> )
<b>Offensive Graduate Assistant</b>	Peter Tuitupou ( <i>San Jose State '13</i> )	<b>Director of Strength &amp; Conditioning</b>	Drew Wilson ( <i>King's College '00</i> )
<b>Offensive Graduate Assistant</b>	John Hughes ( <i>Humboldt State '12</i> )	<b>Asst. Strength &amp; Conditioning Coach</b>	MT Eisner ( <i>Fairfield '08</i> )
<b>Defensive Graduate Assistant</b>	Cory Edsall ( <i>Maryland '15</i> )	<b>Asst. Strength &amp; Conditioning Coach</b>	Justin Geyer ( <i>Mt. St. Joseph '10</i> )
<b>Defensive Graduate Assistant</b>	Chidera Uzo-Diribe ( <i>Colorado '14</i> )	<b>Asst. Strength &amp; Conditioning Coach</b>	Jeremy Layport ( <i>Cal Lutheran '02</i> )
<b>Director of Football Operations</b>	Bryan McGinnis ( <i>San Jose State '07</i> )	<b>Asst. Strength &amp; Conditioning Coach</b>	Steve Englehart ( <i>SE Louisiana '05</i> )
<b>Director of Recruiting</b>	Adam Toyama ( <i>Hawaii '04</i> )		

## NATIONAL IMPROVEMENT

In terms of scoring defense, the Buffaloes were the fifth-most improved unit in 2015 from 2014 numbers (third among Power 5 schools). Colorado allowed 39.0 points in 2014, but cut that back to 27.5 last fall, or **11.5** points fewer. The four ahead of CU: Georgia State 15.0 (43.3 to 28.3), North Carolina 14.5 (39.0 to 24.5), Western Kentucky 14.0 (39.9 to 25.9) and Vanderbilt 12.3 (33.3 to 21.0). In conference games, the Buffs improved by 10.7 points (43.0 to 32.3), and overall allowed 30 or more points just five times as compared to 11 times in 2014.

**BUFFALOES ON NATIONAL AWARD LISTS**
*(Watch Lists/Official Nominations)*

**Bear Bryant Coach of the Year Award:** Mike MacIntyre (one of 23 on official watch list)  
**Chuck Bednarik Award** (defensive player of the year): **CB Chidobe Awuzie, OLB Jimmie Gilbert** (two of 91 on official watch list)  
**Earl Campbell Tyler Rose Award** (most outstanding offensive player with ties to state of Texas): **SE Sean Irwin** (one of 41 players on official watch list)  
**Dante Hall Award** (most impactful "little big man" under 6-foot tall): **TB Kyle Evans** (one of 39 players on official watch list)  
**Paul Hornung Award** (most versatile player): **WR Donovan Lee** (one of 43 on official watch list)  
**Bronko Nagurski Award** (defensive player of the year): **CB Chidobe Awuzie, OLB Jimmie Gilbert** (two of 89 on official watch list)  
**Senior Bowl Watch List** (January 28 all-star game): **CB Chidobe Awuzie, Tedric Thomson, Josh Tupou**  
**Jim Thorpe Award** (top defensive back): **CB Chidobe Awuzie** (one of 39 on official watch list)  
**Doak Walker** (top running back): **TB Phillip Lindsay** (one of 77 on official watch list)  
**Danny Wuerffel Award** (athletic, academic & community achievement): **QB Sefo Liufau** (one of 88 on official watch list)  
**Polynesian Player of the Year** (most outstanding player of Polynesian Ancestry): **QB Sefo Liufau, DT Josh Tupou** (two of 38 players on official watch list)

**ALL-AMERICAN**

**OLB JIMMIE GILBERT** (second-team: collegesportsmadness.com; third-team: Associated Press)  
**SS TEDRIC THOMPSON** (second-team: CBSSports.com)

**FRESHMAN ALL-AMERICAN**

**OG TIM LYNOTT, Jr.** (first-team: USA Today)

**ALL-PAC-12 CONFERENCE**

**CB CHIDOBE AWUZIE** (first-team: Associated Press; second-team: Pac-12 Coaches, Phil Steele's College Football)  
**OLB JIMMIE GILBERT** (first-team: Associated Press, Pac-12 Coaches, collegefootballnews.com, Phil Steele's College Football)  
**ST RYAN MOELLER** (first-team: Pac-12 Coaches)  
**SS TEDRIC THOMPSON** (first-team: Associated Press, collegefootballnews.com, Phil Steele's College Football; second-team: Pac-12 Coaches)  
**OT JEROMY IRWIN** (second-team: Pac-12 Coaches; third-team: Phil Steele's College Football)  
**TB PHILLIP LINDSAY** (first-team: collegefootballnews.com, Phil Steele's College Football; second-team: Pac-12 Coaches)  
**CB AHKELLO WITHERSPOON** (second-team: Associated Press, Pac-12 Coaches; third-team: Phil Steele's College Football)  
**WR BRYCE BOBO** (honorable mention: Pac-12 Coaches)  
**DE JORDAN CARRELL** (third-team: Phil Steele's College Football; honorable mention: Pac-12 Coaches)  
**WR SHAY FIELDS** (third-team: Phil Steele's College Football; honorable mention: Pac-12 Coaches)  
**C ALEX KELLEY** (third-team: Phil Steele's College Football; honorable mention: Pac-12 Coaches)  
**OG GERRAD KOUGH** (honorable mention: Pac-12 Coaches)  
**QB SEFO LIUFAU** (third-team: Phil Steele's College Football; honorable mention: Pac-12 Coaches)  
**ILB KENNETH OLUGBODE** (second-team: Phil Steele's College Football; honorable mention: Pac-12 Coaches)  
**WR DEVIN ROSS** (honorable mention: Pac-12 Coaches)  
**DT JOSH TUPOU** (honorable mention: Pac-12 Coaches)  
**COACH OF THE YEAR:** Mike MacIntyre, Colorado (Associated Press, Pac-12 Coaches)

**MIDSEASON ALL-PAC-12**

**CB CHIDOBE AWUZIE** (ESPN.com); **OLB JIMMIE GILBERT** (ESPN.com); **C ALEX KELLEY** (ESPN.com); **OG GERRAD KOUGH** (ESPN.com)

**COLORADO CHAPTER / NFF COLLEGE FOOTBALL HALL OF FAME ALL-COLORADO TEAM**

<b>MIKE MacINTYRE</b> , Coach of the Year	<b>ILB KENNETH OLUGBODE</b> (first-team)	<b>QB SEFO LIUFAU</b> (second-team)
<b>CB CHIDOBE AWUZIE</b> (first-team)	<b>SS TEDRIC THOMPSON</b> (first-team)	<b>WR DEVIN ROSS</b> (second-team)
<b>OLB JIMMIE GILBERT</b> (first-team)	<b>DE JORDAN CARRELL</b> (second-team)	<b>DT JOSH TUPOU</b> (second-team)
<b>OT JEROMY IRWIN</b> (first-team)	<b>WR SHAY FIELDS</b> (second-team)	<b>CB AHKELLO WITHERSPOON</b> (second-team)
<b>TB PHILLIP LINDSAY</b> (first-team)	<b>C ALEX KELLEY</b> (second-team)	

**PAC-12 PLAYERS OF THE WEEK**

**QB SEFO LIUFAU** (Sept. 2, Offensive vs. Colorado State: 33-23-0, 318, 1 TD passing; 14-66 rushing; 384 yards total offense; 17 FDE)  
**QB STEVEN MONTEZ** (Sept. 24, Offensive at Oregon: 32-23-2, 333, 2 TD passing; 21-135, 1 TD rushing; 468 yards total offense; 23 FDE in first career start)  
**PK DAVIS PRICE** (Oct. 1, Special Teams vs. Oregon State: 2-2 FG (54 & 22 yards), 5-5 FG, 11 points, 8 KO/4 TD; longest FG by a freshman in school history)  
**TB PHILLIP LINDSAY** (Oct. 15, Offensive vs. Arizona State: 26-219, 3 TD rushing; 4-20 receiving; 10 first downs earned)  
**SS TEDRIC THOMPSON** (Oct. 22, Defensive at Stanford: 12 tackles (four solo), two interceptions-returned 30 yards, one third down stop, one touchdown save)  
**CB ISAAH OLIVER** (Nov. 3, Special Teams vs. UCLA: 5-124, 1 TD punt returns; longs of 68 (TD) and 42, first CU punt return for a TD since 2005)  
**QB SEFO LIUFAU** (Nov. 19, Offensive vs. Washington State: 41-27-0, 345, 0 TD passing; 23-108, 3 td passing; 453 yards total offense; 22 FDE)  
**CB NICK FISHER** (Nov. 19, Defensive vs. Washington State: 4,2—6 TT, 4 third down stops (one on fourth down), 1 PBU)  
**SS TEDRIC THOMPSON** (November 26, Defensive vs. Utah: 4 tackles (four solo), two interceptions, four third down stops (one fourth), four PBU's)

**ROSE BOWL PAC-12 PLAYER OF THE WEEK**

**QB STEVEN MONTEZ** (Sept. 24 at Oregon: 32-23-2, 333, 2 TD passing; 21-135, 1 TD rushing; 468 yards total offense; 23 FDE in first career start)  
**QB SEFO LIUFAU** (Nov. 19 vs. Washington State: 41-27-0, 345, 1 TD passing; 23-108, 3 td passing; 453 yards total offense; 22 FDE)

**NFF/COLORADO CHAPTER STATE OF COLORADO PLAYER OF THE WEEK**

QB STEVEN MONTEZ (Sept. 24 at Oregon: 32-23-2, 333, 2 TD passing; 21-135, 1 TD rushing; 468 yards total offense; 23 FDE in first career start)  
 WR SHAY FIELDS (Oct. 1 vs. Oregon State: 7-169 receiving, 3 TD (covering 51, 33 and 63 yards), 5 FDE  
 TB PHILLIP LINDSAY (Oct. 15 vs. Arizona State: 26-219, 3 TD rushing; 4-20 receiving; 10 first downs earned)  
 QB SEFO LIUFAU (Nov. 19 vs. Washington State: 41-27-0, 345, 1 TD passing; 23-108, 3 td passing; 453 yards total offense; 22 FDE)  
 SS TEDRIC THOMPSON (Nov. 26 vs. Utah: 4 tackles (four solo), two interceptions, four third down stops (one fourth), four PBU's)

**SCOUT.COM PAC-12 PLAYER OF THE WEEK**

QB SEFO LIUFAU (Sept. 2 Colorado State: 33-23-0, 318, 1 TD passing; 14-66 rushing; 384 yards total offense; 17 FDE)

**COLLEGESPORTSMADNESS.COM NATIONAL PLAYER OF THE WEEK**

QB STEVEN MONTEZ (Sept. 24 at Oregon: 32-23-2, 333, 2 TD passing; 21-135, 1 TD rushing; 468 yards total offense; 23 FDE in first career start)

**COLLEGESPORTSMADNESS.COM PAC-12 PLAYER OF THE WEEK**

QB STEVEN MONTEZ (Sept. 24, Offensive at Oregon: 32-23-2, 333, 2 TD passing; 21-135, 1 TD rushing; 468 yards total offense; 23 FDE in first career start)  
 TB PHILLIP LINDSAY (Oct. 15, Offensive vs. Arizona State: 26-219, 3 TD rushing; 4-20 receiving; 10 first downs earned)  
 SS TEDRIC THOMPSON (Oct. 22, Defensive at Stanford: 12 tackles (four solo), two interceptions-returned 30 yards, one third down stop, one touchdown save)  
 ILB KENNETH OLUGBODE (Nov. 3, Defensive vs. UCLA: seven tackles (three solo, one for a loss), one third down stop, 51-yard interception return)  
 SS TEDRIC THOMPSON (November 26, Defensive vs. Utah: 4 tackles (four solo), two interceptions, four third down stops (one fourth), four PBU's)

**COLLEGE FOOTBALL PERFORMANCE AWARDS NATIONAL PLAYER OF THE WEEK**

TB PHILLIP LINDSAY (honorable mention: Oct. 15, vs. Arizona State: 26-219, 3 TD rushing; 4-20 receiving; 10 first downs earned)  
 QB SEFO LIUFAU (honorable mention: November 19 vs. Washington State: 41-27-0, 345, 1 TD passing; 23-108, 3 td passing; 453 yards total offense; 22 FDE)

**ALLSTATE SUGAR BOWL MANNING AWARD STARS OF THE WEEK (eight selected weekly)**

QB STEVEN MONTEZ (honorable mention: Sept. 24 at Oregon: 32-23-2, 333, 2 TD passing; 21-135, 1 TD rushing; 468 yards total offense; 23 FDE in first career start)  
 QB SEFO LIUFAU (honorable mention: Nov. 19 vs. Washington State: 41-27-0, 345, 1 TD passing; 23-108, 3 td passing; 453 yards total offense; 22 FDE)

**DAVEY O'BRIEN AWARD "GREAT EIGHT" NATIONAL AWARD WINNERS (eight selected weekly)**

QB SEFO LIUFAU (Sept. 2 vs. Colorado State: 33-23-0, 318, 1 TD passing; 14-66 rushing; 384 yards total offense; 17 FDE)  
 QB STEVEN MONTEZ (honorable mention: Sept. 24 at Oregon: 32-23-2, 333, 2 TD passing; 21-135, 1 TD rushing; 468 yards total offense; 23 FDE in first career start)

**ESPN HELMET STICKERS**

TB PHILLIP LINDSAY (Oct. 15 vs. Arizona State: 26-219, 3 TD rushing; 4-20 receiving; 10 first downs earned)  
 QB SEFO LIUFAU (honorable mention: Nov. 19 vs. Washington State: 41-27-0, 345, 1 TD passing; 23-108, 3 td passing; 453 yards total offense; 22 FDE)

**JIM THORPE AWARD DEFENSIVE BACK OF THE WEEK**

CB AHKELLO WITHERSPOON (honorable mention; Sept. 24 at Oregon: 3, 2—5 TT, 3DS, PBU, INT, the latter with :48 left in the end zone)

**EARL CAMPBELL-TYLER ROSE AWARD NATIONAL PLAYER OF THE WEEK**

QB STEVEN MONTEZ (honorable mention: Sept. 24 at Oregon: 32-23-2, 333, 2 TD passing; 21-135, 1 TD rushing; 468 yards total offense; 23 FDE in first career start)  
 QB STEVEN MONTEZ (honorable mention: Oct. 1 vs. Oregon State: 27-19-0, 293, 3 TD passing; 4-28 rushing; 321 yards total offense; 13 FDE in first career start)

**CU ATHLETES-OF-THE-WEEK**

QB SEFO LIUFAU (August 29-September 4; vs. Colorado State: 33-23-0, 318, 1 TD passing; 14-66 rushing; 384 yards total offense; 17 FDE)  
 QB SEFO LIUFAU (September 12-18; at Michigan: 25-16-0, 246, 3 TD passing; 8-4 rushing; 250 yards total offense; 1-14 receiving; 9 FDE)  
 QB STEVEN MONTEZ (September 19-25; at Oregon: 32-23-2, 333, 2 TD passing; 21-135, 1 TD rushing; 468 yards total offense; 23 FDE in first career start)  
 OLB JIMMIE GILBERT (Sept. 26-Oct. 2; vs. Oregon State: 7 tackles (7 solo, two quarterback sacks), three hurries, two forced fumbles, third down stop)  
 WR BRYCE BOBO (October 3-9; at Southern California: 10-83 receiving, 1-1, 67 passing 1 TD)  
 TB PHILLIP LINDSAY (October 10-16; vs. Arizona State: 26-219, 3 TD rushing, 4-20 receiving)  
 SS TEDRIC THOMPSON (October 17-23; at Stanford: 12 tackles (4 solo), two interceptions, one third down stop)  
 CB ISAAH OLIVER (Oct. 31-Nov. 6; vs. UCLA: 5-124, 1 TD (68 yards) in punt returns; two tackles, two PBU's, one third down stop)  
 QB SEFO LIUFAU (November 14-20; vs. Washington State: 41-27-0, 345, 0 TD passing; 23-108, 3 TD rushing; 453 yards total offense, 22 FDE)  
 ILB KENNETH OLUGBODE (Nov. 28-Dec. 4; vs. Washington/Pac-12 Championship: 14 tackles (10 solo, two for zero, one-half quarterback sack, one third down stop)  
 TB PHILLIP LINDSAY (December 25-31; vs. Oklahoma State in Alamo Bowl: 14-63, 0 TD rushing, 6-103, 0 TD receiving)

**FWAA NATIONAL TEAM OF THE WEEK**

COLORADO (honorable mention: Sept. 24 at Oregon [Won, 41-38]: Steven Montez recorded the first 300-yard passing/100-yard rushing game in school history (333 and 135, respectively), and CU held off an Oregon rally with an interception in its own end zone by Ahkello Witherspoon in the final minute to earn a signature road win in its Pac-12 opener.)

**NATIONAL COACH OF THE YEAR AWARDS**

MIKE MacINTYRE (winner: Walter Camp; Bobby Dodd Trophy, ESPN Home Depot, Associated Press, FWAA/Eddie Robinson, AFCA, SB Nation; Scout.com; finalist: Bear Bryant, Maxwell). Also: AFCA Region V Coach of the Year.

**AFCA COMEBACK COACH OF THE YEAR AWARD**

MIKE MacINTYRE (winner)

**BOBBY DODD TROPHY COACH OF THE WEEK**

MIKE MacINTYRE (*one of 18 head coaches named to the award's midseason watch list; National Coach of the Week for Nov. 20-26*)

**BROYLES AWARD / ASSISTANT COACH OF THE YEAR**

JIM LEAVITT, Defensive Coordinator/Linebackers (*one of five finalists*)

**FOOTBALLSCOOP ASSISTANT COACHES OF THE YEAR**

Defensive Backs: Charles Clark & Joe Tumpkin (*winners*)

Offensive Coordinators: Darrin Chiaverini/Brian Lindgren (*tandem is one of eight finalists*)

**COACHINGSEARCH.COM ASSISTANT COACH OF THE WEEK**

BRIAN LINGREN, Quarterbacks (Week 4; September 24 at Oregon)

JIM LEAVITT, Linebackers (Week 7; October 15 vs. Arizona State)

CHARKES CLARK, Defensive Backs (Week 8; October 22 at Stanford)

BRIAN LINDGREN, Quarterbacks (Week 12; November 19 vs. Washington St.)

JOE TUMPKIN, Safeties (Week 13; November 26 vs. Utah)

**ALLSTATE AFCA GOOD WORKS TEAM**

OLB DEREK MCCARTNEY (Jr.; bone marrow match and donated through the Be the Match national program)

**NFF/COLLEGE FOOTBALL HALL OF FAME 2016 INDUCTEE**

DE HERB ORVIS (*played at Colorado from 1969-71; recorded 20 career sacks and went on to enjoy a 10-year career in the National Football League*)

**POLYNESIAN PLAYER OF THE YEAR**

QB SEFO LIUFAU (*winner*)

**POLYNESIAN FOOTBALL HALL OF FAME 2017 INDUCTEE**

OG CHRIS NAEOLE (Colorado, 1992-96; NFL: New Orleans, Jacksonville 1997-2008, 12 years, *Hawaiian ancestry*)

**PAC-12 ALL-ACADEMIC TEAM**

PK CHRIS GRAHAM (**honorable mention:** Integrative Physiology, 3.19 GPA)

DE AARON HAIGLER (**honorable mention:** Arts & Sciences, 3.05 GPA)

DE AARON HOWARD (**honorable mention:** Psychology/Leadership Studies, 3.56 GPA)

P ALEX KINNEY (**honorable mention:** Business, 3.02 GPA)

ILB RYAN SEVERSON (**honorable mention:** Business, 3.44 GPA)

**NATIONAL FOOTBALL FOUNDATION SCHOLAR-ATHLETE NOMINEE**

ILB RYAN SEVERSON (*Business—Administration, Operations Management: 3.43 grade point average*)

**NFF / HAMPSHIRE HONOR SOCIETY**

(*Seniors from all divisions of play who each maintained a cumulative 3.2 GPA or better throughout their college career.*)

ILB RYAN SEVERSON (*Business—Administration, Operations Management: 3.43 grade point average*)

**COLORADO CHAPTER NFF / ACADEMIC ALL-COLORADO TEAM**

DB LUCAS COOPER (**first-team:** Business, 3.37 GPA)

DE AARON HOWARD (**first-team:** Psychology & Leadership Studies, 3.58 GPA)

DE DEREK MCCARTNEY (**first-team:** Integrative Physiology, 3.43 GPA)

ILB RYAN SEVERSON (**first-team:** Business-Management, 3.44 GPA)

TB MICHAEL ADKINS (**honorable mention:** Business, 3.12 GPA)

TE CHRIS BOUNDS (**honorable mention:** Business, 3.00 GPA)

FB GEORGE FRAZIER (**honorable mention:** Ethnic Studies, 3.01 GPA)

PK CHRIS GRAHAM (**honorable mention:** Integrative Physiology, 3.17 GPA)

OT AARON HAIGLER (**honorable mention:** Business, 3.15 GPA)

P ALEX KINNEY (**honorable mention:** Environmental Studies, 3.03 GPA)

PK DAVIS PRICE (**honorable mention:** Business-Finance, 3.11 GPA)

**COLORADO TEAM AWARDS**

(*Selected by coaches unless otherwise indicated*)

See page 3

**POSTSEASON ALL-STAR GAMES**

CB CHIDOBE AWUZIE (Senior Bowl)

OLB JIMMIE GILBERT (East-West Shrine Game)

QB SEFO LIUFAU (Senior Bowl)

ILB KENNETH OLUGBODE (East-West Shrine Game)

SS TEDRIC THOMPSON (East-West Shrine Game)

DT JOSH TUPOU (East-West Shrine Game)

CB AHKELLO WITHERSPOON (East-West Shrine Game)



## COLORADO 44, COLORADO STATE 7

SEPTEMBER 2, 2016

SAF AT MILE HIGH, DENVER

**DENVER** — Starting fast offensively and rock solid defensively, the Colorado Buffaloes opened the 2016 season with a convincing 44-7 win over Colorado State on a Friday night at Sports Authority Field at Mile High.

The Buffs rolled up 578 yards of total offense — their most in a season opener in 22 years — and held the Rams to 225. CU was in control from the start, holding the Rams to three plays and out on the game's first series and then marching 73 plays in 11 yards to take a 7-0 lead just four-plus minutes into the game and the rout was on.

CU senior Sefo Liufau, playing his first game since successfully rehabilitating from a Lisfranc (foot) injury, completed 23-of-33 passes for 318 yards and one touchdown, becoming the school's career leader in passing yardage (7,715).

**HOW IT HAPPENED:** CU scored on three of its first four possessions and led 24-0 with 13:59 left in the first half. By the end of the first quarter, the Buffs offense had outgained the Rams 253-10, with the CU defense emphatically answering the pressing pregame question about stopping the CSU run game. And the Buffs' up-tempo offense was up-and-running (and passing) early. The Buffs were fast: Their four first-half TD drives required 2:59, 1:56, 1:09 and 1:01.

CU's first scoring march was its longest in both time required (2:59) and distance covered (73 yards, 11 plays). Tailback Phillip Lindsay ran for 38 yards during the drive and Liufau completed two of three passes for 22 yards.

Liufau carried twice in that march, gaining eight yards on first down from the CSU 13, then fumbling at the goal line on second down. But his 310-pound center, Alex Kelley, smothered the football in the end zone.

Four more scores would follow in quick succession — a 17-yard Liufau to Devin Ross pass, a 1-yard Lindsay run, a 30-yard Diego Gonzalez field goal, and another 1-yard Lindsay dive that made it 31-0; the latter followed a 46-yard one-handed catch by Bryce Bobo that he hauled in before stepping out at the CSU 1-yard line.

In addition to his 30-yard field goal, Gonzalez kicked four PATs, extending his streak to 39 straight over last season and this. Through Friday night's first half, CU kicking specialists had made 142 straight extra points.

CU outgained CSU 364-79 in total yardage in the first half, including holding a 248-22 passing yards advantage. The Rams used two quarterbacks — starter Nick Stevens, transfer Faton Bauta — who combined to go 6-of-17 with one interception. That pick was by Chidobe Awuzie, who picked off Stevens late in the first half to set up the Buffs at their own 41-yard line. Lindsay scored on his second 1-yard dive five plays later.

CU increased its lead to 37-0 on a pair of third-quarter Gonzalez field goals (29, 22 yards) and took its shutout into the final quarter. The Rams finally scored on the first play of the fourth quarter, getting a 5-yard TD pass from Bauta to Marcus Wilson.

Liufau left the game after fumbling the ball away after a jarring tackle on a keeper with 12:38 remaining. CSU took over at its 33 but couldn't capitalize on the turnover.

But he returned on the next series, marching the Buffs 50 yards in 11 plays for their final score. The touchdown came on a 1-yard leap by former walk-on tailback Kyle Evans, who was awarded a scholarship midway through preseason camp. Gonzalez's PAT pushed CU's lead to 44-7 with 4:24 remaining. Seeing his first college action, redshirt freshman QB Steven Montez spelled Liufau on the Buffs' final possession.

**TURNING POINT:** The tone was set early by the CU 'D.' The Buffs held the Rams to 10 yards on 15 first-quarter plays, limiting them to 8 yards rushing and sending a decisive early message about stopping the CSU running game. The Rams didn't register their initial first down until 10:23 remained before halftime, and that possession ended three plays later with their sixth punt of the first half.

**CU STANDOUTS:** Lindsay: 20 carries, 95 yards, 2 TDs; Liufau: 23-33, 318 yards, 1 TD; Awuzie: nine tackles (eight solo), four third down stops and the interception.

Colorado State.....	0	0	0	7	—	7
COLORADO .....	21	10	6	7	—	44

SCORING	Score	Time	Qtr
COLORADO — Kelley recovered fumble in the end zone (Gonzalez kick)	7- 0	10:31	1Q
COLORADO — Ross 17 pass from Liufau (Gonzalez kick)	14- 0	7:38	1Q
COLORADO — Lindsay 1 run (Gonzalez kick)	21- 0	1:39	1Q
COLORADO — Gonzalez 30 FG	24- 0	13:59	2Q
COLORADO — Lindsay 1 run (Gonzalez kick)	31- 0	2:46	2Q
COLORADO — Gonzalez 29 FG	34- 0	10:43	3Q
COLORADO — Gonzalez 22 FG	37- 0	4:05	3Q
Colorado State — Wilson 5 pass from Bauta (Bryan kick)	37- 7	14:57	4Q
COLORADO — Evans 1 run (Gonzalez kick)	44- 7	4:24	4Q

**Attendance:** 69,850    **Time:** 3:45

**Weather** (82°): mostly clear skies, 27% humidity, 4 mph winds from the east

TEAM STATISTICS	COLORADO	CSU
First Downs.....	28	12
Third Down Efficiency (Fourth).....	12-19 (1-1)	5-16 (1-3)
Rushes—Net Yards .....	56-260	35-162
Passing Yards .....	318	63
Passes (Att-Comp-Int).....	33-23-0	29-12-2
Total Offense.....	578	225
Return Yards .....	53	0
Punts: No-Average.....	2-45.0	6-43.3
Fumbles: No-Lost.....	3-2	2-2
Penalties/Yards .....	4/35	2/15
Quarterback Sacks—Yards.....	2-24	1-6
Time of Possession .....	34:36	25:24
Drives/Average Field Position .....	13/C36	13/CS28
Red Zone: Scores-Attempts (Points).....	8-8 (44)	1-1 (7)

## INDIVIDUAL STATISTICS

**Rushing—Colorado:** Lindsay 20-95, Liufau 14-66, Evans 8-41, Lee 10-41, Bisharat 4-17. **CSU:** Dawkins 14-88, Bauta 4-39, Hawkins 1-17, Kinsey 5-13, Matthews 7-13, Gallup 1-12, Clark 1-4, Stevens 2-minus 24.

**Passing—Colorado:** Liufau 33-23-0, 318, 1 td. **CSU:** Stevens 20-6-2, 31, 1 td; Bauta 9-6-0, 32, 0 td.

**Receiving—Colorado:** Ross 8-97, Bobo 5-99, Fields 3-79, Lindsay 3-23, Lee 2-12, MacIntyre 2-8. **CSU:** Gallup 4-38, Dawkins 3-9, Peralta 2-11, Wilson 2-7, Long 1-minus 2.

**Punting—Colorado:** Kinney 2-45.0 (45 long, 0 In20). **CSU:** Hunt 6-43.3 (57 long, 2 In20).

**Punt Returns—Colorado:** MacIntyre 2-19. **CSU:** none. **Kickoff Returns—Colorado:** Lindsay 1-26. **CSU:** Dawkins 1-35.

**Tackle Leaders—Colorado:** Awuzie 8,1—9; Olujobode 5,1—6; Thompson 3,3—6; Laguda 4,1—5; Gamboa 3,2—5; Moeller 1,3—4; Carrell 3,0—3; Kafovalu 3,0—3; Gillam 2,1—3; Tupou 1,2—3; McCartney 1,2—3; Franke 2,0—2; Gilbert 1,1—2. **CSU:** Davis 17,2—19; Schlager 11,0—11; Sweet 6,2—8; Colorito 4,2—6; Lovingood 4,1—5; Taylor 4,1—5.

**Quarterback Sacks—Colorado:** Gilbert 1-16, Olujobode 1-8. **CSU:** Buys 1-6.

**Interceptions—Colorado:** Thompson 1-20, Awuzie 1-14. **CSU:** none. **Passes Broken Up—Colorado:** Witherspoon 2, Awuzie, Gamboa, Thompson. **CSU:** Simmons 2.

## GAME NOTES

The announced attendance of **69,850** was the most in the series since 2003 (76,219); Colorado sold **33,486** tickets (**9,217** student) for the game, accounting for that number despite season ticket holders of just under 2,800 tickets opted out for the game to receive an equal value in number for a Pac-12 game ... Colorado's **31-0** halftime lead was its largest since Nov. 15, 2003, when it led Iowa State 37-0 in Ames (an eventual 44-10 win) ... CU's **44** points were the most in the series by either team since 1996, when the Buffs won 48-34 in Fort Collins, and the 37-point win was the most lopsided in the series since a 47-7 CU win in 1956 (and the largest in an opener since 1988, when CU beat Fresno State in Boulder, 45-3) ... The **578** yards on offense by the Buffaloes were their most in a season opener since 1994 (649 in a 48-13 win over NE Louisiana), with the **225** yards allowed the fewest by an opponent in an opener since 1998 (CSU: 202 in a 42-14 Buff win) ... **C Alex Kelley** scored the first TD by a Buff offensive lineman since Oct. 28, 1995, when **OG Heath Irwin** recovered a fumble in the end zone in a 44-21 loss to Nebraska; Kelley became the first offensive lineman in CU history to score the team's first points of the year ... The Buffs outgained CSU, 253-10, in the first quarter (14 of CSU's first 18 plays went for three yards or less) as the Rams opened the game with six three-and-outs. In the first half, CSU ran nine plays in CU territory for minus-2 yards.

## COLORADO 56, IDAHO STATE 7

SEPTEMBER 10, 2016

FOLSOM FIELD, BOULDER

**BOULDER** — Colorado won its second straight game with a record-setting performance at Folsom Field, rolling to a 56-7 win over visiting Idaho State in the home opener to start the season 2-0.

Sefo Liufau threw for 204 yards and two touchdowns, and added 54 yards and another score running the ball as the Buffaloes pulled away from the Bengals early and would play 71 of 86 players that dressed for the game.

The Buffs tied school records for the most points in the second quarter (35) and first half (49), and set a school record for the largest halftime lead (49-0), eclipsing a 49-7 edge they held against Northeast Louisiana in 1995.

**HOW IT HAPPENED:** The Buffs thoroughly dominated the game in every regard, putting it away before halftime.

CU scored on seven of its eight possessions in the first half. Colorado quarterback Sefo Liufau was 15-for-18 for 204 yards and two touchdowns in the first half, and also ran for 54 yards and a score before intermission. Phillip Lindsay added a pair of rushing touchdowns and Devin Ross and Kabion Ento each had a touchdown reception. Ento also added another touchdown catch in the third quarter for CU's final points of the day.

Colorado led 14-0 after the first quarter, opening with a 15-yard Liufau touchdown pass to Ross, followed by a 6-yard Lindsay run.

The Buffs then added five more touchdowns in the second quarter, with Lindsay adding another score from 2 yards, Kyle Evans rushing 1 yard for a touchdown, Liufau throwing to Chris Hill for a 4-yard score and Liufau running in from 19 yards out. CU backup quarterback Steven Montez then got into the act, completing a 69-yard touchdown pass to Ento on his first pass attempt as a collegian. Ento's touchdown was also the first time he touched the ball as a Buff.

Colorado finished with 597 yards offense, the Buffs' second straight week with at least 500 yards, following a 578-yard effort in an opening 44-7 win over Colorado State.

Defensively, the Buffs were equally dominant, holding the Bengals to 96 yards offense — 29 rushing and 67 passing. Colorado also did not allow Idaho State to cross midfield in the first half, and allowed just seven first downs for the entire game (three in the first half).

**TURNING POINT:** After punting on their second possession of the day, the Buffs defense forced a three-and-out and the offense came back to drive 61 yards in five plays for a touchdown to go up 14-0, opening the gate for six straight CU touchdowns.

**KEY STATISTIC:** The Bengals averaged just 1.7 yards per offensive play while the Buffs averaged 6.8 per snap.

**NOTEWORTHY:** An interception from true freshman Tony Julmisse extended CU's streak with at least one defensive takeaway to 15 games, best in the nation. ... It is the first 2-0 start by the Buffs since 2013, when Mike MacIntyre's first CU team beat CSU and Central Arkansas to open the year. ... CU played 71 of the 86 players who dressed for the game. ... It was the first time CU has gained 500-plus yards in back-to-back games since Nov. 9-16, 2002.

**QUOTEWORTHY:** "I think we just go out there and play as hard as we can play. The whole key of the first two games goes back to practice. It doesn't go to what happened in the game, it goes to how we practice and how we focus and prepare." — CU coach Mike MacIntyre

"I just think we are executing at a higher level. I think we're holding ourselves to a higher standard." — Liufau

Idaho State.....	0	0	7	0	—	7
COLORADO .....	14	35	7	0	—	56

SCORING	Score	Time	Qtr
COLORADO — Ross 15 pass from Liufau (Gonzalez kick)	7- 0	10:02	1Q
COLORADO — Lindsay 6 run (Gonzalez kick)	14- 0	2:51	1Q
COLORADO — Lindsay 2 run (Gonzalez kick)	21- 0	14:16	2Q
COLORADO — Evans 1 run (Gonzalez kick)	28- 0	12:13	2Q
COLORADO — Hill 4 pass from Liufau (Gonzalez kick)	35- 0	6:07	2Q
COLORADO — Liufau 19 run (Gonzalez kick)	42- 0	4:21	2Q
COLORADO — Ento 69 pass from Montez (Gonzalez kick)	49- 0	0:35	2Q
COLORADO — Ento 19 pass from Montez (Graham kick)	56- 0	6:20	3Q
Idaho State — Ford 3 run (Johnson kick)	56- 7	1:48	3Q

**Attendance:** 39,505    **Time:** 3:13

**Weather (77°):** sunny skies, 17% humidity, 5 mph winds from the northeast

TEAM STATISTICS	COLORADO	IDAHO STATE
First Downs.....	32	7
Third Down Efficiency (Fourth).....	11-18 (1-2)	2-14 (0-1)
Rushes—Net Yards .....	57-262	13-29
Passing Yards .....	335	67
Passes (Att-Comp-Int).....	31-22-0	42-20-1
Total Offense.....	597	96
Return Yards .....	31	23
Punts: No-Average.....	4-41.8	11-41.3
Fumbles: No-Lost.....	1-1	0-0
Penalties/Yards .....	5/37	8/78
Quarterback Sacks—Yards .....	1-3	0-0
Time of Possession .....	36:36	23:24
Drives/Average Field Position .....	15/C35	16/IS26
Red Zone: Scores-Attempts (Points).....	7-8 (49)	1-1 (7)

## INDIVIDUAL STATISTICS

**Rushing—Colorado:** Liufau 6-54, Evans 15-52, Lee 8-40, Montez 4-34, T.Lewis 9-33, Lindsay 7-30, Bisharat 8-19. **Idaho State:** Flanagan 2-11, Madison 2-9, Ford 6-9, Woodhouse 1-2, Dean 1-1, T.Gueller 1-minus 3.

**Passing—Colorado:** Liufau 18-15-0, 204, 2 td; Montez 10-6-0, 177, 2 td; Gehrke 3-1-0, 14. **Idaho State:** T.Gueller 36-19-1, 65, 0 td; Jewell 6-1-0, 2.

**Receiving—Colorado:** MacIntyre 6-76, Ross 3-27, Ento 2-88, Fields 2-78, Bobo 2-7, Huntley 1-14, Lee 1-10, Lindsay 1-9, Bounds 1-8, Evans 1-8, Hall 1-6, Hill 1-4. **Idaho State:** Cook 5-28, Williams 4-19, Graves 4-15, Ford 4-7, Pilster 1-2, M.Gueller 1-1, Campbell 1-minus 5.

**Punting—Colorado:** Kinney 4-41.8 (47 long, 1 In20, 1 TB). **Idaho State:** Cheney 8-44.4 (59 long, 1 In20; Jewell 3-33.0 (40 long, 0 In20).

**Punt Returns—Colorado:** MacIntyre 5-30. **Idaho State:** Louie-McGee 1-6. **Kickoff Returns—Colorado:** Julmisse 1-14. **Idaho State:** Ford 4-83.

**Tackle Leaders—Colorado:** Gilbert 3,2—5; Olugbode 4,0—4; D.Lewis 3,1—4; Julmisse 3,0—3; Carrell 2,1—3; Tupou 2,1—3; Gamboa 1,2—3; Laguda 1,2—3; Awuzie 2,0—2; Severson 2,0—2; Howard 1,1—2; Kafovalu 1,1—2; Coleman 0,2—2. **Idaho State:** Martin 8,1—9; Stout 8,0—8; Manu 7,1—8; Jenkins 4,4—8; Ricks 5,1—6; Salutregui 5,0—5.

**Quarterback Sacks—Colorado:** Carrell 1-3. **Idaho State:** none.

**Interceptions—Colorado:** Julmisse 1-1. **Idaho State:** none. **Passes Broken Up—Colorado:** Awuzie, Bergner, Gamboa, Gilbert, Lewis, Moeller, Thompson, Witherspoon. **ISU:** Taylor.

## GAME NOTES

**Ralphie V** did not run before the second half due to a safety issue with a new harness ... CU snapped a **14-game** losing streak when wearing black helmets (2-14 overall) ... CU played **71** of 86 players it dressed for the game ... **QB Sefo Liufau** (15-18-0, 204, 2 TD, 215.2 rating) had his record 22nd 200-yard passing game ... **WR Kabion Ento** became the 14th known player in CU history to score on their first offensive or special teams touch ... Colorado tied its school records for the most points in the second quarter (**35**), first half and either half (**49**); the **49-point** halftime lead set a new mark, topping the 42-point edge CU had versus NE Louisiana in 1995 (a 49-7 lead); and the 49-point win was CU's largest since that 66-14 verdict over NE Louisiana ... Colorado has scored **100** points in its first two games, its most since 103, also in 1994 ... Colorado gained **500-plus** yards in back-to-back games for the first time since Nov. 9-16, 2002; it marked the first time in back-to-back games to open a season since 1993 (when CU had 500+ in three straight versus Texas, Baylor and Stanford) ... Colorado allowed just **14** points in the first two games, its low since 1978, when the Buffs allowed 7 points in each of the first five games ... CU improved to **46-1** in "Sub 100/100 games," when holding the opponent under 100 in both rushing and passing, doing so for the first time since a 42-0 win over Miami-Ohio in 2007; the last time CU held a team under **100** yards total was on Oct. 24 1992 (54-7 win over Kansas State, 16 yards).

**MICHIGAN 45, COLORADO 28****SEPTEMBER 17, 2016****MICHIGAN STADIUM, ANN ARBOR**

**ANN ARBOR, Mich.** — Colorado twice held a 14-point lead in the first quarter, but special teams miscues and injuries took their toll, as fourth-ranked Michigan rallied for a 45-28 win at Michigan Stadium.

The Wolverines turned one blocked punt into a touchdown and forced another bad punt that put the Wolverines in position for a second touchdown in the first half, and took a 24-21 lead into the locker room at intermission.

Colorado regained the lead on the first possession of the third quarter when Sefo Liufau tossed a 70-yard touchdown pass to Shay Fields, but Liufau (16-for-25, 245 yards, 3 touchdowns) left the game with an ankle injury after CU's next possession and the Buffs did not score again while Michigan answered with three more scores.

**HOW IT HAPPENED:** The Buffs jumped out to a quick 14-0 lead, scoring on their first offensive possession, then adding a defensive score less than a minute later.

After forcing Michigan to punt on its first possession, Colorado needed just three plays to go 49 yards for a touchdown. Liufau hit Jay MacIntyre with a 14-yard pass to start the drive, then connected with Devin Ross on a 37-yard scoring strike down the middle two plays later to give the Buffs a 7-0 lead.

Colorado then extended the lead to 14-0 less than a minute later. With Michigan facing a third-and-7, CU defensive back Chidobe Awuzie came off the edge and sacked Michigan quarterback Wilton Speight, forcing a fumble. Colorado linebacker Derek McCartney scooped up the loose ball and rumbled 18 yards for a touchdown and 14-0 lead.

Michigan, though, responded with a big play of its own. After stopping CU's offense in Colorado territory, UM's Michael Jocz blocked Alex Kinney's punt. Grant Perry then grabbed the ball at CU's 6-yard line and took it to the end zone as Michigan cut CU's lead to 14-7.

Colorado then bumped its edge back to 14 by driving 67 yards in 10 plays for a touchdown. Phillip Lindsay had a 10-yard run on the drive, Liufau hit Shay Fields for an 18-yard gain and Kabion Ento for 16 yards before finding Ross again on a fade route in the corner of the end zone.

The second period, however, was all Michigan. CU's Diego Gonzalez was wide right on a 36-yard field goal try and on CU's next possession, Kinney punted the ball into the backside of a CU player. It took Michigan just two plays to go 38 yards for the score, getting a 17-yard scoring run from Jehu Chesson to cut the Buffs' lead to 21-14.

**TURNING POINT:** Michigan added a 39-yard field goal with 1:59 left in the half to pull within 21-17 and the Buffs couldn't muster a drive and punted. The Wolverines needed one play to take the lead when Amara Darboh ran 45 yards for a score, giving UM a 24-21 edge heading into halftime.

But CU needed just three plays to score after the half, getting a 70-yard touchdown throw from Liufau to Fields for a 28-24 lead. Liufau, though, was injured on the prior play and while he returned on CU's next series, it was his last action of the day.

The Wolverines quickly responded. After a kick return by Jabrill Peppers past midfield, Michigan needed just two plays to reach the end zone, getting a 42-yard run from De'Veon Smith for a 31-28 lead, one the Wolverines never relinquished.

Michigan tacked on two more scores, going 80 yards for one and getting a 54-yard punt return for a touchdown from Peppers for another for the final tally.

**KEY STATISTIC:** CU scored 21 points and had 195 total yards in the first quarter, but just seven and 130 afterwards.

**NOTEWORTHY:** It was CU's 23rd straight loss against a ranked team dating back to 2009.

<b>COLORADO</b> .....	<b>21</b>	<b>0</b>	<b>7</b>	<b>0</b>	<b>-</b>	<b>28</b>
<b>Michigan</b> .....	<b>7</b>	<b>17</b>	<b>14</b>	<b>7</b>	<b>-</b>	<b>45</b>

<b>SCORING</b>	<b>Score</b>	<b>Time</b>	<b>Qtr</b>
COLORADO — Ross 37 pass from Liufau (Gonzalez kick)	7- 0	12:37	1Q
COLORADO — McCartney 18 fumble return (Gonzalez kick)	14- 0	11:48	1Q
Michigan — Perry 6 blocked punt return (Allen kick)	14- 7	8:27	1Q
COLORADO — Ross 6 pass from Liufau (Gonzalez kick)	21- 7	3:49	1Q
Michigan — Chesson 17 run (Allen kick)	21-14	8:49	2Q
Michigan — Allen 39 FG	21-17	1:59	2Q
Michigan — Darboh 45 pass from Speight (Allen kick)	21-24	0:33	2Q
COLORADO — Fields 70 pass from Liufau (Gonzalez kick)	28-24	14:02	3Q
Michigan — Smith 42 run (Allen kick)	28-31	13:16	3Q
Michigan — Isaac 1 run (Allen kick)	28-38	3:06	3Q
Michigan — Peppers 54 punt return (Allen kick)	28-45	11:27	4Q

**Attendance:** 110,042 **Time:** 3:22

**Weather (75°):** cloudy skies, 80% humidity, 10-15 mph winds from the southwest

<b>TEAM STATISTICS</b>	<b>COLORADO</b>	<b>MICHIGAN</b>
First Downs.....	15	20
Third Down Efficiency (Fourth).....	1-13 (0-1)	5-16 (0-0)
Rushes—Net Yards .....	33-64	41-168
Passing Yards .....	261	229
Passes (Att-Comp-Int).....	34-18-0	30-16-0
Total Offense.....	325	397
Return Yards .....	76	132
Punts: No-Average.....	10-33.1	7-39.3
Fumbles: No-Lost.....	1-0	2-1
Penalties/Yards .....	7/46	5/41
Quarterback Sacks—Yards .....	3-22	4-28
Time of Possession .....	28:25	31:35
Drives/Average Field Position .....	17/C28	15/M37
Red Zone: Scores-Attempts (Points).....	1-2 (7)	3-4 (17)

**INDIVIDUAL STATISTICS**

**Rushing—Colorado:** Lindsay 12-51, Evans 4-17, Liufau 8-4, Lee 1-3, Ross 1-minus 2, Allen 2-minus 4, Montez 4-minus 4, Team 1-minus 1. **Michigan:** Smith 11-87, Chesson 3-25, Peppers 2-24, Isaac 10-18, Evans 4-10, Higdon 1-8, McDoom 2-5, O'Korn 1-3, Hill 1-2, Speight 6-minus 14.

**Passing—Colorado:** Liufau 25-16-0, 246, 3 td; Montez 7-0-0, 0; MacIntyre 1-1-0, 14; Gehrke 1-1-0, 1. **Michigan:** Speight 30-16-0, 229, 1 td.

**Receiving—Colorado:** Ross 7-78, Fields 4-99, Lindsay 2-0, Bobo 1-50, Ento 1-16, Liufau 1-14, Lee 1-3, Adkins 1-1. **Michigan:** Butt 7-87, Darboh 2-51, Hill 2-16, Smith 1-minus 3, Perry 1-54; Isaac 1-21, Evans 1-3.

**Punting—Colorado:** Kinney 8-42.2 (53 long, 0 In20, 1 TB); Team 2-minus 7. **Michigan:** Allen 7-39.3 (50 long, 1 In20, 2 TB).

**Punt Returns—Colorado:** MacIntyre 3-58. **Michigan:** Peppers 4-99, Jocz 1-27, Perry 0-6. **Kickoff Returns—Colorado:** Julmisse 4-101. **Michigan:** Peppers 2-81.

**Tackle Leaders—Colorado:** Olugbode 11, 3—14; Gamboa 7, 5—12; Oliver 7, 0—7; Kafovalu 3, 3—6; Awuzie 5, 0—5; Laguda 4, 1—5; Thompson 4, 1—5; Carrell 2, 2—4; Tupou 2, 2—4; Witherspoon 3, 0—3; Gilbert 1, 1—2; Moeller 1, 1—2. **Michigan:** Gedeon 4, 8—12; Peppers 6, 3—9; Hill 4, 2—6; Clark 3, 3—6; Thomas 2, 4—6; McCray 3, 2—5.

**Quarterback Sacks—Colorado:** Awuzie 1-10, Kafovalu 1-8, Gilbert ½-2, Tupou ½-2. **Michigan:** Peppers 1-11, Hurst 1-3, McCray ½-4, Glasgow ½-4, Gedeon ½-3, Winovich ½-3.

**Interceptions—Colorado:** none. **Michigan:** none. **Passes Broken Up—Colorado:** Thompson 2, Witherspoon 2, Awuzie 1. **Michigan:** McCray, Stribling, Thomas.

**GAME NOTES**

CU dropped to **10-22** in games played in the Eastern Time Zone (**8-16** regular season, **2-6** bowl) ... This was the fifth time CU has played before 100,000-plus, with the **110,042** the largest of the five; it was the ninth time a team from the state of Colorado has played before a six-figure crowd: Air Force twice previously, CSU once and the Denver Broncos in SB XXI in Pasadena) ... CU has lost **23** straight against ranked teams, and **27** straight road games against ranked opponents (last win over Kansas in 2009, last road win at UCLA in 2002) ... **OT Aaron Haigler** made his first career start, doing so on the right side ... In the first half, the teams combined to go **1-of-14** on third down, gaining **4** net yards ... CU scored **28** points after scoring 30 in its first three trips here (0-31 in 1974, 27-26 in 1994, 3-27 in 1997) ... Liufau engineered 11 drives before leaving with the ankle injury (46 plays, 307 yards); Steven Montez was in for six drives (20 plays, 17 yards); Jordan Gehrke in for one play (1 yard) when Montez' helmet was knocked off ... CU was **7-of-9** on second downs in the first quarter, all conversions six yards or longer ... Colorado surrendered **397** yards on defense, 184 of which came on five plays ... **OLB Derek McCartney's** 18-yard fumble return for a touchdown as CU's first since Samson Kafovalu returned one 33 yards for a score last year at UCLA.

## COLORADO 41, OREGON 38

SEPTEMBER 24, 2016

AUTZEN STADIUM, EUGENE

**EUGENE, Ore.** — Ahkello Witherspoon's interception in the end zone ended a last-ditch Oregon drive Saturday, clinching a 41-38 Colorado win over Oregon at Autzen Stadium in the Pac-12 opener for both teams.

Witherspoon's interception came with 48 seconds remaining in the game and Oregon with a first-and-goal from the 7-yard line, giving the Buffs the signature win they've been seeking to signal that CU's program has indeed turned around.

**HOW IT HAPPENED:** Steven Montez had a record-setting starting debut for the 3-1 Buffs at quarterback, completing 23 of 32 passes for 333 yards and three touchdowns and two interceptions. He turned in the first-ever 300-yard passing/100-yard rushing game in school history.

After jumping out to a double-digit lead for the second week in a row only to see the lead disappear, the Buffs rallied to win this one.

The Buffs jumped out to a 23-7 edge before the Ducks rallied to take a 38-33 lead late in the third quarter, turning a pair of Montez interceptions into touchdown drives.

But the Buffs showed some moxie in crunch time, regaining the lead midway through the fourth quarter when Montez threw a 31-yard touchdown pass to Bryce Bobo. The pass was originally ruled incomplete, but after instant replay review, the officials signaled touchdown. A 2-point conversion pass from Montez to Bobo gave the Buffs a 41-38 lead with 8:43 to go in the game, and the Buffs defense took over and made the lead stand, coming up with three straight defensive stops.

Colorado built its early lead with another strong start. After Oregon punted following a three-and-out on its opening possession of the game, the Buffs drove 80 yards in eight

plays for their first TD, getting a 1-yard scoring run from Phillip Lindsay to cap the drive, in which Montez completed three passes and Lindsay had a 33-yard run.

CU's defense then forced another three-and-out and the Buffs put together a seven-play, 44-yard drive that produced a 24-yard Chris Graham field goal and 10-0 lead.

Oregon then answered with its first score of the game to cut the lead to 10-7 when Taj Griffin scored from 1 yard out on a drive that was sparked by a 50-yard Tony Brooks-James run.

The Buffs, though, quickly responded, putting together back-to-back scoring drives to take a 23-7 lead. The first was a 12-play, 87-yard march, capped by a 7-yard Montez toss to Shay Fields, but a blocked PAT left CU with a 16-7 lead. Following an Oregon punt, CU struck quickly, going 63 yards in just four plays. A 61-yard Montez pass to Devin Ross put the Buffs at the Oregon 5, and two plays later, Montez dove over from the 3-yard line and Graham's PAT gave CU a 23-7 lead.

But Oregon answered with a touchdown and field goal, sandwiched around a CU drive that stalled in Ducks territory after a failed fourth-down try. The Ducks kept their touchdown drive alive with a 29-yard run on a fake punt, then scored on a 25-yard pass from Dakota Prukop to Darren Carrington Jr.

Colorado closed the half with a field goal to take a 26-17 lead into the locker room at intermission, then opened the third quarter with a 75-yard scoring drive. Montez hit Ross with a 48-yard scoring pass that was initially ruled incomplete but ruled a touchdown by replay and CU led 33-17 just two minutes into the third quarter.

**TURNING POINT:** This one had no turning point until the end. Montez's touchdown to Bobo and Witherspoon's interception were both plays that made the win possible.

COLORADO .....	16	10	7	8	—	41
Oregon .....	7	10	21	0	—	38

SCORING	Score	Time	Qtr
COLORADO — Lindsay 1 run (Graham kick)	7- 0	11:16	1Q
COLORADO — Graham 24 FG	10- 0	6:35	1Q
Oregon — Griffin 1 run (Schneider kick)	10- 7	5:16	1Q
COLORADO — Fields 7 pass from Montez (Graham kick)	16- 7	0:08	1Q
COLORADO — Montez 3 run (Graham kick)	23- 7	11:58	2Q
Oregon — Carrington 25 pass from Prukop (Schneider kick)	23-14	10:18	2Q
Oregon — Schneider 41 FG	23-17	2:31	2Q
COLORADO — Graham 33 FG	26-17	0:00	2Q
COLORADO — Ross 48 pass from Montez (Graham kick)	33-17	12:59	3Q
Oregon — Brooks-James 1 run (Schneider kick)	33-24	7:02	3Q
Oregon — Benoit 3 run (Schneider kick)	33-31	1:52	3Q
Oregon — Carrington 18 pass from Prukop (Schneider kick)	33-38	0:54	3Q
COLORADO — Bobo 31 pass from Montez (Bobo pass from Montez)	41-38	8:43	4Q

Attendance: 53,974 Time: 3:32

Weather (68°): mostly sunny, 40% humidity, 4 mph winds from the northwest

TEAM STATISTICS	COLORADO	OREGON
First Downs.....	32	24
Third Down Efficiency (Fourth).....	6-12 (0-1)	6-15 (2-2)
Rushes—Net Yards .....	52-260	45-215
Passing Yards .....	333	293
Passes (Att-Comp-Int).....	32-23-2	33-22-1
Total Offense.....	593	508
Return Yards .....	12	40
Punts: No-Average.....	3-40.3	6-38.5
Fumbles: No-Lost.....	1-0	0-0
Penalties/Yards .....	5/47	8/75
Quarterback Sacks—Yards.....	3-24	3-21
Time of Possession .....	33:26	26:34
Drives/Average Field Position .....	14/C24	13/O30
Red Zone: Scores-Attempts (Points).....	5-5 (27)	4-5 (28)

## INDIVIDUAL STATISTICS

**Rushing—Colorado:** Montez 21-135, Lindsay 15-72, Evans 10-61, MacIntyre 1-3, Lee 2-minus 2, Team 3-minus 9. **Oregon:** Brooks-James 16-120, Benoit 13-49, Mattingly 1-29, Griffin 9-27, Prukop 6-minus 10.

**Passing—Colorado:** Montez 32-23-2, 333, 3 td. **Oregon:** Prukop 33-22-1, 293, 2 td.

**Receiving—Colorado:** Ross 7-153, Bobo 5-72, Fields 5-35, Lindsay 3-31, MacIntyre 2-21, Evans 1-21. **Oregon:** Stanford 6-95, Nelson 5-85, Carrington 5-68, Griffin 2-23, Benoit 2-14, Baylis 2-8.

**Punting—Colorado:** Kinney 3-40.3 (42 long, 1 In20). **Oregon:** Wheeler 6-38.5 (48 long, 2 In20).

**Punt Returns—Colorado:** Oliver 1-12. **Oregon:** none. **Kickoff Returns—Colorado:** Julmisse 1-8. **Oregon:** Nelson 5-97.

**Tackle Leaders—Colorado:** Olugbode 7,6—13; Gamboa 4,8—12; Thompson 4,6—10; Laguda 6,2—8; Carrell 5,2—7; Tupou 5,2—7; Gillam 2,4—6; Witherspoon 3,2—5; Awuzie 3,1—4; Moeller 2,1—3; Jackson 2,0—2; Oliver 2,0—2. **Oregon:** Dye 6,4—10; Hotchkins 4,5—9; Schooler 5,3—8; Ragin 4,3—7; Maloata 3,3—6; Apelu 4,1—5.

**Quarterback Sacks—Colorado:** Carrell 1½-13, Kafovalu 1-7, Gilbert ½-4. **Oregon:** Dye 1-9, McDowell 1-9, Hotchkins ½-2, Maloata ½-1.

**Interceptions—Colorado:** Witherspoon 1-0. **Oregon:** Schooler 1-36, Dye 1-4.

**Passes Broken Up—Colorado:** Thompson 3, Gamboa, Laguda, Moeller, Witherspoon. **Oregon:** Daniels, McDowell, Robinson.

## GAME NOTES

Colorado extended the nation's fifth-longest PAT made streak to 156 before Oregon blocked the Buffs' second attempt of the game (the 156 was a school record; the streak dated back to Nov. 26, 2011) ... Colorado improved to 80-41-2 all-time in conference openers (2-4 in the Pac-12 — both wins on the road;) ... CU ended a 6-game losing streak against the Ducks; Oregon now leads the series, 12-9 (5-3 in Eugene) ... Colorado has come out of the gate strong all four games: CU has outscored the opponent 72-14 with an 815-197 edge in total offense in the first four quarters combined ... The Buffs ran plays in Oregon territory on each of their first eight drives before going 3-and-out on the ninth drive ... CU was 17-of-31 on second down conversions (54.8 percent), 5-of-5 with 1-to-4 yards to go ... Colorado is now 51-9 all-time when rushing (260 today) and passing (333) for 200-plus yards in both ... The 593 yards are the most CU has ever gained in 21 games against the Ducks and is actually the first time a Colorado team has gained over 400 ... **CB Ahkello Witherspoon's** game-saving interception extended CU's nation's-best streak of forcing at least one turnover to 17 games ... This was the fewest points Oregon has scored against CU as a member of the Pac-12, and the fewest since the 2002 Fiesta Bowl (a 38-16 UO win).



## COLORADO 47, OREGON STATE 6

OCTOBER 1, 2016

FOLSOM FIELD, BOULDER

**BOULDER** — With Steven Montez throwing and Shay Fields catching, the Colorado Buffaloes scored 20 unanswered first-half points and zipped past Oregon State 47-6 on a sunny Saturday afternoon at Folsom Field.

Montez and Fields hooked up for three first-half touchdowns, enabling Fields to tie the school record for TD receptions in a game (three) with three other players and the Buffs to remain unbeaten (2-0) in the Pac-12 Conference (4-1 overall).

Montez, a redshirt freshman making his second college start at quarterback in place of injured senior Sefo Liufau (ankle), followed his winning starting debut at Oregon with another solid afternoon. He accounted for 321 yards in total offense (293 passing, 28 rushing in three quarters against the Beavers (0-1, 1-3) to help CU to back-to-back conference wins for the first time since 2010.

For the first time this season, the Buffs trailed in the first quarter as OSU took a 3-0 lead on a 32-yard Garrett Owens field goal.

The Buffs came back in a hurry as Montez and Fields connected for scores on CU's next three possessions. The first was a 51-yarder that found Fields at least five steps behind the Beavers secondary, the second a 33-yarder that saw Fields equally uncovered. The Buffs led 13-3 after the first quarter, bumping their first-quarter scoring edge to 85-17 for the season.

After CU defensive end Jimmie Gilbert (two sacks on the day) forced a fumble by OSU QB Darrel Garretson and a subsequent 20-yard loss on the Beavers' first possession of the second quarter, the Buffs took over on their own 13-yard line.

Five plays into that drive, Montez hit Fields with a short pass near the right sideline and the CU junior then raced 63 yards to the end zone. Freshman Davis Price — called

on after Chris Graham's initial PAT was blocked — kicked the Buffs ahead 20-3 with 11:32 left before halftime.

Owens got the Beavers another three points with a 40-yard field goal (20-6), but the Buffs wasted no time answering. After a 33-yard kickoff return by freshman Tony Julmisse, CU marched 66 yards in 11 plays, capping the drive with a 1-yard walk-in TD by Phillip Lindsay on fourth down.

Price's PAT pushed CU ahead 27-6 with just under 5 minutes left before halftime. The Beavers were slowly, efficiently being buried, and for good measure the Buffs positioned Price for a 54-yard field goal with 50 seconds left in the half. It was the freshman's first field try as a collegian, and he delivered with the longest FG by a freshman in CU history.

Nine seconds later a hit by CU linebacker Kenneth Olugbode helped Rick Gamboa collect the first interception of his career, which Gamboa returned 20 yards for the first touchdown of his career. Colorado took a 37-6 lead at intermission.

After a Tedric Thompson interception midway through the third quarter, Price added his second field of the afternoon — a 22-yarder that increased CU's lead to 40-3 with 4:38 left in the quarter.

Although OSU managed another field goal, the Buffs' defense kept the Beavers out of the end zone, the first time in 11 years Colorado had held a conference opponent without a touchdown. Colorado also added one more touchdown to provide the final margin of victory.

The victory boosted the Buffs back into the national polls, with CU at No. 21 in the AP poll and No. 23 in the coaches' poll when the voting was announced Sunday.

Oregon State .....	3	3	0	0	—	6
COLORADO .....	13	24	3	7	—	47

SCORING	Score	Time	Qtr
Oregon State— Owens 32 FG	0- 3	8:15	1Q
COLORADO — Fields 51 pass from Montez (kick blocked)	6- 3	6:09	1Q
COLORADO — Fields 33 pass from Montez (Price kick)	13- 3	1:00	1Q
COLORADO — Fields 63 pass from Montez (Price kick)	20- 3	11:32	2Q
Oregon State — Owens 40 FG	20- 6	9:27	2Q
COLORADO — Lindsay 1 run (Price kick)	27- 6	4:45	2Q
COLORADO — Price 54 FG	30- 6	0:50	2Q
COLORADO — Gamboa 20 interception return (Price kick)	37- 6	0:41	3Q
COLORADO — Price 22 FG	40- 6	4:38	3Q
COLORADO — Adkins 1 run (Price kick)	47- 6	10:18	4Q

**Attendance:** 46,839    **Time:** 3:18

**Weather (77°):** sunny skies, 21% humidity, 6 mph winds from the east

TEAM STATISTICS	COLORADO	OREGON ST.
First Downs.....	26	14
Third Down Efficiency (Fourth).....	9-17 (1-1)	5-16 (0-0)
Rushes—Net Yards .....	54-247	34-126
Passing Yards .....	316	100
Passes (Att-Comp-Int).....	30-21-0	32-13-2
Total Offense.....	563	226
Return Yards .....	36	29
Punts: No-Average.....	5-44.4	8-44.6
Fumbles: No-Lost.....	0-0	4-0
Penalties/Yards .....	5/55	5/31
Quarterback Sacks—Yards .....	4-33	0-0
Time of Possession .....	32:28	27:32
Drives/Average Field Position .....	12/C24	14/OS28
Red Zone: Scores-Attempts (Points).....	3-3 (17)	1-1 (3)

## INDIVIDUAL STATISTICS

**Rushing—Colorado:** Lindsay 16-90, Evans 15-43, Adkins 7-31, Montez 4-28, Gehrke 1-23, Lee 7-15. Bisharat 3-9, Ross 1-8. **Oregon State:** Pierce 8-61, Nall 9-35, Bolden 1-10, Garretson 7-8, Cook 2-7, Lucas 1-3, Blount 6-2.

**Passing—Colorado:** Montez 27-19-0, 293, 3 td; Gehrke 3-2-0, 23. **Oregon State:** Garretson 16-5-0, 55, 0 td; Blount 16-8-2, 45, 0 td.

**Receiving—Colorado:** Fields 7-169, Bobo 4-20, Evans 3-37, MacIntyre 2-32, Lindsay 2-28, Lee 1-13, Ross 1-9, Keeney 1-8. **Oregon State:** Collins 5-56, Bolden 2-13, Pierce 2-11, Hernandez 1-9, Ortiz 1-5, Jarmon 1-5, Nall 1-1.

**Punting—Colorado:** Kinney 5-44.4 (57 long, 1 In20). **Oregon State:** Porebski 8-44.6 (66 long, 4 In20).

**Punt Returns—Colorado:** MacIntyre 2-15, Oliver 1-11. **Oregon State:** Dockery 1-16, Bolden 2-13.

**Kickoff Returns—Colorado:** Julmisse 1-33. **Oregon State:** Bolden 2-45, Bailey 1-35, Pierce 1-32, Bradford 1-15.

**Tackle Leaders—Colorado:** Olugbode 8,4—12; Gilbert 7,0—7; Gillam 4,3—7; Carrell 3,1—4; Franke 3,1—4; Jackson 3,1—4; Laguda 3,1—4; Kafovalu 2,2—4; D.Lewis 3,0—3; Thompson 2,1—3; Severson 2,1—3; Thompson 2,1—3; Gamboa 1,2—3. **Oregon State:** Decoud 8,0—8; Hungalu 7,0—7; Arnold 6,1—7; Saulo 6,1—7; Willis 6,1—7; Ugwoegbu 4,3—7.

**Quarterback Sacks—Colorado:** Gilbert 2-26, D.Lewis 1-6, Tupou 1½-1, Kafovalu ½-0. **Oregon State:** none.

**Interceptions—Colorado:** Gamboa 1-20, Thompson 1-0. **Oregon State:** none.

**Passes Broken Up—Colorado:** Oliver 2, Awuzie, Gamboa, Gillam, Hasselbach, Witherspoon. **Oregon State:** Chappell, Crawford, Ugwoegbu.

## GAME NOTES

Colorado improved to 4-1 for the first time since the 2005 season and 2-0 in league play for the first time since 2007 ... The attendance (46,839) was the largest in four seasons and the largest for Family Weekend since 2011 (CU is now 18-7 in Family Weekend games) ... CU dressed 75 players for the game, 68 played ... The 41-point win was CU's largest in a league game since Oct. 24, 1992, when the Buffs beat Kansas State 54-7 in Boulder ... CU was 14-of-31 on second down conversions, meaning the Buffs were 31-of-62 against the Oregon schools (17-of-31 versus the Ducks the previous last week) ... Colorado is now 52-9 all-time when rushing (247 today) and passing (316) for 200-plus yards in both: 4-0 this year ... The Buffs gained over 500 yards for the fourth time in five games this season (563 today), doing that last in 1994 ... The 6 points allowed by CU was the fewest in a Pac-12 game (47 total); previous low was 13 by OSU last year; and also first time CU has not allowed a TD in a Pac-12 contest ... The last time CU held a league opponent without a TD was 11 years ago to the day: Oct. 1, 2005 in a 34-0 win at Oklahoma State ... The Buff defense cranked it up when the Beavers hit midfield; OSU ran 30 plays in plus territory for 51 yards ... **WR Shay Fields (7-169, 3 TD, 5 FDE)** became just the fourth Buffalo to have three touchdowns receiving in a game, but the first to have three in a single half ... **PK Davis Price (5-5 PAT, 2-2 FG, 11 points)** had his first career placekicks, and in the process, set CU records for the longest field goal made by a freshman as well as the longest for a first-career make (54 yards).

**SOUTHERN CALIFORNIA 21, COLORADO 17****OCTOBER 8, 2016****LOS ANGELES COLISEUM**

**LOS ANGELES** — After falling behind 14-0 in the first half, the No. 21 Colorado Buffaloes rallied to tie the game at 14-14 in the fourth quarter before finally falling to USC, 21-17, at the Los Angeles Coliseum.

Colorado forced four turnovers in the game, but could only manage to convert one into a score. CU dropped to 4-2 overall (2-1 Pac-12) while USC improved to 3-3, 2-2. The loss also dropped CU to 0-11 against the Trojans all time.

USC broke the tie midway through the fourth quarter by going 70 yards in six plays for the winning score, getting a 7-yard pass from Sam Darnold to Tyler Petite.

The Buffs had battled back from a 14-0 halftime deficit, tying the game with 10:20 to go in the game on a 10-yard Steven Montez scoring pass to Bryce Bobo.

Earlier in the half, Bobo helped the Buffs cut into USC's lead by throwing a 67-yard touchdown pass to Phillip Lindsay after taking a lateral from Montez.

Colorado's defense was stellar for most of the second half. The Buffs forced three second-half turnovers — two fumbles and an interception — and Colorado converted one of them into a touchdown. Afolabi Laguda and Jordan Carrell had fumble recoveries for the Buffs and Kenneth Olugbode had the interception.

The Buffs finally broke onto the scoreboard early in the third quarter. Following Carrell's fumble recovery, created by an Addison Gillam sack of Darnold, the Buffs needed one play to score on Bobo's pass to Lindsay.

CU's defense continued to hold and early in the fourth quarter, after the Buffs forced a second straight USC punt, Colorado finally put together its first sustained scoring drive of the game, going 84 yards in eight plays for the tying score. Montez helped

keep the drive alive with an 11-yard throw to Kabion Ento on third-and-6 before Lindsay rumbled 37 yards to the USC 11. Three plays later, Montez found Bobo in the end zone for a 10-yard scoring pass and Davis Price's PAT tied the game at 14-14.

The Trojans, however, responded to regain the lead on Darnold's third touchdown pass of the game. Colorado quickly answered with a drive inside USC territory that produced a 42-yard Price field goal, but that finished the scoring for the game as USC managed to drive into CU territory and run out the clock on its next possession.

After outscoring opponents 85-17 in the first quarter and 164-47 in the first half this season, the Buffs were held scoreless in the first 30 minutes. The Trojans, meanwhile, put together a pair of long scoring drives, going 80 yards in nine plays for their first touchdown, then adding a 13-play, 92-yard drive for the 14-0 lead.

The Buffs had dodged a bullet on USC's first possession by forcing a Darnold fumble near the goal line with Ahkello Witherspoon recovering it in the end zone.

CU never mustered much of an offensive threat in the opening 30 minutes as the Buffs' high-powered offense never found a rhythm. Colorado also produced some self-inflicted wounds, including a pair of penalties that stifled the Buffs' deepest penetration into USC territory. Just after reaching the Trojan 34, the Buffs committed two penalties on three snaps, setting them back to their side of the 50.

Montez, who was starting his third straight game for the Buffs, was injured on CU's last possession of the half. Senior Sefo Liufau replaced Montez and moved the Buffs into Trojan territory before the drive stalled.

Montez returned for the second half and finished the game.

<b>COLORADO</b> .....	<b>0</b>	<b>0</b>	<b>7</b>	<b>10</b>	<b>-</b>	<b>17</b>
<b>Southern California</b> .....	<b>7</b>	<b>7</b>	<b>0</b>	<b>7</b>	<b>-</b>	<b>21</b>

<b>SCORING</b>	<b>Score</b>	<b>Time</b>	<b>Qtr</b>
USC — Imatorbhebhe 32 pass from Darnold (Boormeester kick)	0-7	3:31	1Q
USC — Petite 11 pass from Darnold (Boormeester kick)	0-14	3:40	2Q
COLORADO — Lindsay 67 pass from Bobo (Price kick)	7-14	11:23	3Q
COLORADO — Bobo 10 pass from Montez (Price kick)	14-14	10:20	4Q
USC — Petite 7 pass from Darnold (Boormeester kick)	14-21	8:28	4Q
COLORADO — Price 42 FG	17-21	4:49	4Q

**Attendance:** 68,302    **Time:** 3:17

**Weather (90°):** scattered clouds, 35% humidity, calm winds

<b>TEAM STATISTICS</b>	<b>COLORADO</b>	<b>USC</b>
First Downs.....	20	28
Third Down Efficiency (Fourth).....	6-17 (1-2)	7-14 (1-2)
Rushes—Net Yards .....	29-96	43-190
Passing Yards .....	275	358
Passes (Att-Comp-Int).....	44-28-1	37-25-1
Total Offense.....	371	548
Return Yards .....	37	50
Punts: No-Average.....	7-42.1	3-39.3
Fumbles: No-Lost.....	0-0	4-3
Penalties/Yards .....	5/26	2/22
Quarterback Sacks—Yards .....	1-11	4-28
Time of Possession .....	27:42	32:18
Drives/Average Field Position .....	12/C26	12/SC29
Red Zone: Scores-Attempts (Points).....	1-1 (7)	3-3 (21)

**INDIVIDUAL STATISTICS**

**Rushing—Colorado:** Lindsay 11-57, Montez 13-25, Julmisse 1-10, Evans 1-2, Liufau 3-2. **USC:** Davis 13-92, Jones 10-56, Ware 8-25, Darnold 8-22, Team 4-minus 5.

**Passing—Colorado:** Montez 40-25-1, 197, 1 td; Liufau 3-2-0, 11; Bobo 1-1-0, 67, 1 td. **USC:** Darnold 37-25-1, 358, 3 td.

**Receiving—Colorado:** Bobo 10-83, Lindsay 6-105, Ross 6-48, Fields 4-32, Ento 1-11, Lee 1-minus 4. **USC:** Mitchell 6-63, Smith-Schuster 5-113, Burnett 5-34, Rogers 4-76, Imatorbhebhe 2-45, Petite 2-18, Jones 1-9.

**Punting—Colorado:** Kinney 7-42.1 (47 long, 2 In20). **USC:** Tilbey 3-39.3 (44 long, 2 In20).

**Punt Returns—Colorado:** MacIntyre 1-14. **USC:** Jackson 4-50.

**Kickoff Returns—Colorado:** Julmisse 1-21. **USC:** Jackson 1-38.

**Tackle Leaders—Colorado:** Thompson 7, 5—12; Laguda 8, 3—11; Olugbode 6, 3—9; Gamboa 6, 2—8; Carrell 4, 3—7; Tupou 2, 4—6; Gillam 4, 1—5; Moeller 3, 2—5; Gilbert 3, 1—4; Kafovalu 0, 4—4; Awuzie 3, 0—3; Oliver 2, 1—3; Fisher 1, 2—3. **USC:** Nwosu 5, 5—10; Marshall 7, 2—9; Green 2, 5—7; Jackson 4, 2—6; Hutchings 2, 4—6; Lockett 4, 1—5; Gustin 4, 1—5.

**Quarterback Sacks—Colorado:** Gillam 1-11. **USC:** Dorton 1-15, Smith 1-6, Nwosu 1-2, Hutchings ½-3; Green ½-2.

**Interceptions—Colorado:** Olugbode 1-14. **USC:** Jackson 1-0.

**Passes Broken Up—Colorado:** Gilbert, Oliver, Thompson, Witherspoon. **USC:** Marshall 3, Nwosu 2, Gustin, Lockett.

**GAME NOTES**

USC now leads the all-time series by an **11-0** count, though the last two games have gone down to the wire and were decided by a total of 7 points ... The Buffs had won all five coin tosses this season prior to USC winning ... The 90-degree temperature at kickoff tied for the 11th warmest in school history (sixth at 90°); CU is **7-9** when the temp is 90-plus at kickoff ... Colorado is now **0-2** when wearing its silver-white-silver combination look ... This was the first game as a head coach that **Mike MacIntyre** coached with his team ranked (80 games total) ... USC led for **46:39**; the Buffs had trailed for all of 39:04 in their first five games; this was the first time this year CU did not own a lead in a game ... CU is now **2-20-1** all-time in the state of California, dropping the last 10 games ... Colorado had not allowed a touchdown in five straight quarters until USC scored one in the first quarter; the last time CU did not allow a TD in five straight was in 2012 ... USC was the first team to slow down the Buffs out of the gate this season, the only school to keep CU from scoring in the first quarter and the first half. The Trojans were the first to hold CU under 161 yards in the first quarter (70) and under 232 in the first half (127) ... By forcing four USC turnover, CU extended its nation's-best streak of forcing at least one turnover to **19** straight games ... **TB Phillip Lindsay** was the first Buff running back to have 100 yards receiving in a game since **TB Cortlen Johnson** did so at Iowa State on Nov. 10, 2001 (both had identical stats: 6-105 with a TD).

## COLORADO 40, ARIZONA STATE 16

OCTOBER 15, 2016

FOLSOM FIELD, BOULDER

BOULDER — The Colorado Buffaloes parlayed the return of senior quarterback Sefo Liufau with a punishing ground game and buried No. 24 Arizona State, 40-16, at Folsom Field.

Beating the Sun Devils for the first time in eight tries, the Buffs (5-2, 3-1) remained tied with Utah (6-1, 3-1) in the Pac-12 Conference's South Division.

Liufau, out for all but two series in the previous three games with an ankle injury, completed 23 of his 31 passes for 265 yards. But it was CU's ground game — led by Phillip Lindsay's 29 carries for 219 yards and three touchdowns — that overran ASU (5-2, 2-2). The Sun Devils had entered the game with a Pac-12 leading rush defense, giving up just 89.3 yards per game.

Lindsay's 200-plus yard rushing game was the first by a Buff since Chris Brown's 211-yard effort against Missouri in 2002.

The Buffs celebrated Liufau's return by immediately kicking their offense into gear. They scored on their first possession, marching 81 yards in 10 plays and taking a 7-0 lead on Kyle Evans' 16-yard run and Davis Price's PAT.

Liufau gave a hint of his accuracy on the drive, completing all three of his pass attempts, and he completed his first nine of the night. Wide receiver Bryce Bobo finished the half with five receptions for 105 yards — his first career 100-yard receiving game.

The Buffs and Sun Devils went back and forth, battling to 7-7 and 10-10 ties until Liufau engineered a pair of scoring drives that covered 75 and 56 yards and opened a 23-10 halftime lead for CU.

Liufau's 3-yard keeper produced the first of those two TDs and Lindsay's 13-yard run accounted for the second. Price kicked a 20-yard field goal on the fourth play of the

second quarter — his fourth of the season in as many attempts — and added two of three extra points. His first missed PAT of the season caromed off the right upright following Lindsay's TD run.

ASU's 10 first-half points came on a 5-yard Manny Wilkins to Kody Kohl pass and a 51-yard field goal by Zane Gonzalez.

CU's defense limited the Sun Devils to 50 rushing yards and 149 passing yards (199 total offense) for the game and held the visitors to 3-of-18 third-down conversions. Colorado also finished with a commanding 27-7 edge in first downs.

CU opened the second half with something a few decibels beyond a bang — a 75-yard TD run by Lindsay on the first play from scrimmage. Lindsay's score and Price's PAT pushed the Buffs in front 30-10.

The Sun Devils cut the lead to 30-13 on a 50-yard field goal by Gonzalez. After Price's first missed field goal of the season — a 26-yarder that drifted wide right — the Buffs got the ball back on Afolabi Laguda's interception, the first of his career. That gave CU possession at its own 20, and the Buffs converted it into a 32-yard field by Chris Graham that increased CU's lead to 33-13.

Gonzalez nailed a 59-yard field goal to bring ASU to within 33-16 midway through the fourth before Liufau and the Buffs put together an 8-play, 47-yard scoring drive, capped by Lindsay's 4-yard run with 40 seconds remaining, to finish the scoring.

ASU's 199 total yards was the lowest total by ASU in the Todd Graham era, and the lowest total by a CU conference foe since Kansas State managed just 196 in 2001.

Laguda's interception also pushed CU's streak of games with at least one defensive takeaway to a nation-leading 20, and Colorado's 580 total yards marked the fifth time the Buffs surpassed the 500-yard mark this season.

Arizona State .....	7	3	3	3	—	16
COLORADO .....	7	16	10	7	—	40

SCORING	Score	Time	Qtr
COLORADO — Evans 16 run (Price kick)	7- 0	11:16	1Q
Arizona State — Kohl 5 pass from Wilkins (Gonzalez kick)	7- 7	2:48	1Q
COLORADO — Price 20 FG	10- 7	12:54	2Q
Arizona State — Gonzalez 51 FG	10-10	10:57	2Q
COLORADO — Liufau 3 run (Price kick)	17-10	9:11	2Q
COLORADO — Lindsay 13 run (kick failed)	23-10	4:47	2Q
COLORADO — Lindsay 75 run (Price kick)	30-10	14:48	3Q
Arizona State — Gonzalez 50 FG	30-13	10:50	3Q
COLORADO — Graham 36 FG	33-13	1:50	3Q
Arizona State — Gonzalez 59 FG	33-16	8:54	4Q
COLORADO — Lindsay 4 run (Graham kick)	40-16	0:40	4Q

Attendance: 48,588 Time: 3:14

Weather (79°): mostly clear, 17% humidity, winds from the east at 5 mph

TEAM STATISTICS	COLORADO	ARIZONA STATE
First Downs.....	27	7
Third Down Efficiency (Fourth).....	8-17 (0-0)	3-18 (0-1)
Rushes—Net Yards .....	52-315	28-50
Passing Yards .....	265	149
Passes (Att-Comp-Int).....	32-23-0	35-13-1
Total Offense.....	580	199
Return Yards .....	16	35
Punts: No-Average.....	6-44.3	10-52.1
Fumbles: No-Lost.....	2-2	2-0
Penalties/Yards .....	3/20	2/20
Quarterback Sacks—Yards .....	5-43	1-4
Time of Possession .....	33:36	26:24
Drives/Average Field Position .....	15/C25	17/AS32
Red Zone: Scores-Attempts (Points).....	6-7 (33)	1-1 (7)

## INDIVIDUAL STATISTICS

**Rushing—Colorado:** Lindsay 26-219, Evans 11-59, Liufau 14-38, Team 1-minus 1. **Arizona State:** Richard 10-59, Ballage 7-14, Ralston 2-8, Wilkins 9-minus 31.

**Passing—Colorado:** Liufau 31-23-0, 265, 0 td; MacIntyre 1-0-0, 0. **Arizona State:** Wilkins 35-13-1, 149, 1 td.

**Receiving—Colorado:** Bobo 6-110, Ross 6-46, MacIntyre 4-37, Lindsay 4-20, Fields 2-20, Evans 1-32. **Arizona State:** White 5-97, Harry 3-13, Richard 1-14, Smith 1-13, Kohl 1-5, Jenkins 1-4, Ballage 1-3.

**Punting—Colorado:** Kinney 6-44.3 (47 long, 0 In20). **Arizona State:** Haack 10-52.1 (76 long, 2 In20, 3 TB).

**Punt Returns—Colorado:** MacIntyre 4-16. **Arizona State:** White 5-35.

**Kickoff Returns—Colorado:** none. **Arizona State:** White 2-38, Ballage 1-28.

**Tackle Leaders—Colorado:** Olugbode 7,3—10; Gilbert 3,4—7; Moeller 3,2—5; Gillam 2,3—5; Thompson 2,2—4; Awuzie 3,0—3; Carrell 2,1—3; Gamboa 1,2—3; Laguda 1,2—3; Howard 2,0—2; Kafovalu 1,1—2; Tupou 1,1—2; Jackson 0,1—1. **Arizona State:** Ball 10,0—10; Moeakiola 9,1—10; Fiso 8,1—9; Orr 6,0—6; Latu 5,0—5; Calhoun 5,0—5; Perry 4,0—4.

**Quarterback Sacks—Colorado:** Gilbert 2-22, Gillam 1-9, Awuzie 1-8, Olugbode 1-4. **Arizona State:** Latu 1-4.

**Interceptions—Colorado:** Laguda 1-0. **Arizona State:** none.

**Passes Broken Up—Colorado:** Awuzie 2, Oliver 2, Witherspoon 2, Laguda 1. **Arizona State:** Orr.

## GAME NOTES

Colorado is both **5-2** overall and **3-1** in league play for the first time since the 2005 season and improved to **62-35-5** in Homecoming games ... This was CU's **398th** all-time victory at home (306th at Folsom Field) ... Zane Gonzalez' **59-yard** field goal was the second-longest in Folsom Field history; CU's Mason Crosby owns the longest (60 yards vs. Iowa State in 2004) ... In the last seven quarters in Boulder, CU has outgained ASU by **1,103-403** ... Colorado is now **4-0** in games against schools that were ranked in the coaches' poll but not in the Associated Press one ... Colorado and the National Football Foundation honored **Herb Orvis** in the first quarter as he will become the seventh CU player (and eighth associated with the school) to be inducted into the College Football Hall of Fame. Orvis, a defensive end, played at CU from 1969-71; NFF CEO and CU grad **Steve Hatchell** and '93 Buffalo inductee **Dick Anderson** (class of '67) participated in the ceremony ... Colorado rushed for **315** yards; the Buffs had 703 total in the first seven games in the series ... CU is now **28-10** in games with a 100-yard rusher and receiver; it was just the third 200/100 game (**3-0**) ... ASU was **0-of-14** on second down before converting its first time early in the fourth quarter; it finished the game 1-of-20 ... ASU ran 23 plays in CU territory for a net 19 yards.

**COLORADO 10, STANFORD 5****OCTOBER 22, 2016****STANFORD STADIUM, PALO ALTO**

PALO ALTO — Colorado's defense put forth a game for the ages, holding Stanford's offense to just three points as the Buffaloes punched out a 10-5 win over the Cardinal to become bowl eligible for the first time since 2007.

The Buffs, who produced four defensive takeaways, improved their record to 6-2 overall and 4-1 in Pac-12 play, matching their largest win total since 2007.

Stanford struck first with a 66-yard drive that produced a field goal with 2:33 left in the first half. Christian McCaffrey carried six times for 29 yards on the drive and Stanford converted two third downs on the march. CU finally held when Chidobe Awuzie forced an incompletion on third down and Stanford settled for a 3-0 lead — the only offensive points Stanford produced all afternoon.

Following punts from both teams, Colorado answered with a sustained scoring drive. The Buffs went 73 yards in nine plays, with Phillip Lindsay carrying three times for 23 yards, including a 19-yard burst. Sefo Liufau completed three passes for 36 yards on the drive, including a 15-yard scoring toss to Shay Fields. Chris Graham's PAT gave CU a 7-3 lead with 11:59 to go in the first half.

Lindsay proved to be an effective weapon for the Buffs all day. The CU junior outrushed his Stanford counterpart, finishing with 131 yards on 12 carries, compared to McCaffrey's 92 yards on 11 carries.

After its first touchdown, CU missed an opportunity for more points on its next possession. The defense forced its third Stanford three-and-out of the half and Colorado drove from its own 12 to the Stanford 22 before the drive stalled. The Buffs came away with no points when Graham, subbing for an ill Davis Price, was wide left on a 42-yard field goal try.

The Buffs' kicking woes struck again — twice — in the third quarter.

On their first possession of the second half, CU took the opening kick and drove inside the Stanford 5. But on second-and-goal from the 3, Liufau was sacked and Liufau threw incomplete on third down. Graham then attempted a 28-yard field goal and was again wide right and the score remained 7-3.

CU's defense then held Stanford on fourth down in CU territory, and the Buffs again drove to the Stanford 5-yard line. But a 5-yard touchdown pass from Liufau to Bryce Bobo was nullified by a pass interference penalty. Three plays later, the Buffs then sent punter Alex Kinney on to try a 31-yard field goal — and it was wide right and the score remained 7-3 with 2:48 left in the third quarter.

After back-to-back three-and-outs, Stanford finally mustered a long drive, aided by a pair of penalties. The Cardinal moved from its own 34 to CU's 4-yard line. But on first-and-goal, Stanford's Ryan Burns fumbled the snap and CU's Kenneth Olugbode recovered. CU drove to its own 36 before stalling and a Kinney punt put the Cardinal at the Stanford 5-yard line with 8:36 to go.

CU's Tedric Thompson then recorded his second interception of the game and his 30-yard return gave the Buffs the ball on the Stanford 20. Colorado marched to the Stanford 5-yard line and the Buffs finally were successful on a field goal attempt as Graham was good from 23 yards out to give the Buffs a 10-3 lead.

Isaiah Oliver ended Stanford's final threat with an interception with 1:37 left. The Buffaloes, with not quite enough time to run out the clock, had to take a safety with :04 left, but the strategy worked perfectly after Graham's squib kick left Stanford only one desperation play from 82-yards out as time ran out.

<b>COLORADO</b> .....	<b>0</b>	<b>7</b>	<b>0</b>	<b>3</b>	<b>—</b>	<b>10</b>
<b>Stanford</b> .....	<b>3</b>	<b>0</b>	<b>0</b>	<b>2</b>	<b>—</b>	<b>5</b>

<b>SCORING</b>	<b>Score</b>	<b>Time</b>	<b>Qtr</b>
Stanford — Ukropina 26 FG	0- 3	2:33	1Q
COLORADO — Fields 15 pass from Liufau (Graham kick)	7- 3	11:59	2Q
COLORADO — Graham 23 FG	10- 3	2:13	4Q
Stanford — Safety, Liufau ran out of back of end zone	10- 5	0:04	4Q

**Attendance:** 44,535    **Time:** 2:58  
**Weather (61°):** mostly clear, 26% humidity, calm winds (1 mph)

<b>TEAM STATISTICS</b>	<b>COLORADO</b>	<b>STANFORD</b>
First Downs.....	23	15
Third Down Efficiency (Fourth).....	5-16 (1-2)	5-14 (0-1)
Rushes—Net Yards .....	49-224	33-93
Passing Yards .....	135	170
Passes (Att-Comp-Int).....	25-12-0	29-16-3
Total Offense.....	359	263
Return Yards .....	37	- 4
Punts: No-Average.....	5-42.0	5-50.6
Fumbles: No-Lost.....	0-0	2-1
Penalties/Yards .....	6/60	7/60
Quarterback Sacks—Yards.....	3-28	5-29
Time of Possession .....	26:58	33:02
Drives/Average Field Position .....	12/C25	12/S24
Red Zone: Scores-Attempts (Points).....	2-4 (10)	1-2 (3)

**INDIVIDUAL STATISTICS**

**Rushing—Colorado:** Lindsay 12-131, Evans 14-60, Liufau 17-38, Fields 1-12, Team 5-minus 17. **Stanford:** McCaffrey 21-92, Love 3-24, Chryst 3-6, Burns 5-minus 27, Team 1-minus 2.  
**Passing—Colorado:** Liufau 25-12-0, 135, 1 td. **Stanford:** Burns 29-16-3, 170, 0 td.  
**Receiving—Colorado:** Fields 4-51, Ross 4-33, Bobo 2-27, Walker 1-13, Lindsay 1-11. **Stanford:** Irwin 7-88, Rector 4-36, McCaffrey 2-26, Schultz 2-15, Love 1-5.  
**Punting—Colorado:** Kinney 5-42.0 (59 long, 2 In20). **Stanford:** Bailey 5-50.6 (61 long, 2 In20).  
**Punt Returns—Colorado:** Oliver 2-7. **Stanford:** McCaffrey 1-minus 4.  
**Kickoff Returns—Colorado:** Julmisse 1-17. **Stanford:** Alexander 1-17.  
**Tackle Leaders—Colorado:** Olugbode 10, 8—18; Thompson 4, 8—12; Laguda 6, 2—8; Gamboa 2, 5—7; Awuzie 3, 3—6; Gilbert 4, 1—5; Gillam 2, 3—5; Tupou 2, 3—5; Carrell 2, 2—4; Moeller 0, 4—4; Oliver 3, 0—3; Coleman 1, 1—2; Kafovalu 1, 1—2. **Stanford:** Alfieri 3, 5—8; Thomas 4, 3—7; Lloyd 3, 4—7; Reid 3, 3—6; Hoffpauir 5, 0—5; Phillips 1, 4—5.  
**Quarterback Sacks—Colorado:** Carrell 1-7, Coleman ½-6, Falo ½-6; Tupou ½-5; Gilbert ½-4. **Stanford:** Alfieri 1½-10, Thomas 1½-6, Perez 1-7, Phillips ½-3, Kalambayi ½-3.  
**Interceptions—Colorado:** Thompson 2-30, Oliver 1-0. **Stanford:** none.  
**Passes Broken Up—Colorado:** Awuzie 2, Witherspoon 2. **Stanford:** Alfieri, Holder.

**GAME NOTES**

Colorado improved to **6-2** overall and **4-1** in league play for the first time since the 2005 season (when CU opened 7-2 and 5-1, respectively, in the Big 12); the Buffs also became bowl-eligible for the first time since 2007 (Independence Bowl) ... Colorado took its first lead in the series (7-3 early in the second quarter) since holding a 37-34 lead late in the '93 game (a span of five games) ... The 10 combined first half points tied for the second-fewest in a game since CU joined the Pac-12 (league and non-league); CU trailed Washington at Boulder, 7-0, in an eventual 38-3 loss on Nov. 17, 2012; the Buffs led Utah, 10-0, at halftime in 2011 ... The **10** points CU scored was the fewest in winning a game since a 6-0 win at Missouri on Oct. 8, 1992 ... Colorado rushed for **224** yards (which included 29 lost yards to sacks); the Buffs had 122 against the Cardinal in the last three games combined ... The **359** yards of total offense was also a high against Stanford since joining the Pac-12 (topping 264, 76 and 231) ... This was the sixth time in school history the opponent scored 5 points in a game (5-1; the previous time prior to today was on Thanksgiving Day in 1907 (Nov. 28), a 5-4 loss to Colorado Mines in Denver ... CU snapped a 10-game losing streak in California, and is now **3-20-1**; the Buffs also improved to **6-17** against the Pac-12 North since joining the league (**3-0** this season) having beaten both Oregon schools and now Stanford (the fourth and final game is Nov. 19 vs. Washington State) ... The **2:58** game time was CU's fastest since 2013 (2:50 at Washington).



## COLORADO 20, UCLA 10

NOVEMBER 3, 2016

FOLSOM FIELD, BOULDER

BOULDER — Isaiah Oliver's 68-yard fourth-quarter punt return for a touchdown led No. 21 Colorado to a 20-10 Pac-12 Conference victory over UCLA at Folsom Field.

It was CU's first win over the Bruins in six Pac-12 meetings, but was not without a challenge. The Buffs were penalized a season-high 12 times for 128 yards while UCLA was flagged 13 times for 96 yards. The Buffs suffered three interceptions and lost one of four fumbles.

But the Buffs defense held the Bruins to 210 yards in total offense, including only 25 rushing. CU rushed for 144 yards, paced by tailback Phillip Lindsay (78 yards, 1 TD) and quarterback Sefo Liufau (58 yards). Lindsay also made 11 receptions, a CU record for a running back.

Given a short field after the Bruins' first error-marred possession, the Buffs took over at the UCLA 37 but couldn't capitalize. CU turned the ball over on a Liufau interception — his first after a school-record 152 attempts without one — by safety Tahaan Goodman who gathered in a tipped pass that ended the streak.

The Buffs defense quickly returned the favor, with linebacker Kenneth Olugbode picking off Mike Fafaul and returning it to the Bruins' 25. A 15-yard unsportsmanlike conduct penalty pushed CU back to the UCLA 28.

But CU took quick advantage of Olugbode's theft, moving 38 yards in eight plays and capping the drive with Lindsay's 2-yard run. Chris Graham's PAT gave the Buffs a 7-0 lead, but the Bruins responded almost immediately, taking advantage of a 65-yard kickoff return by Brandon Burton and another 15-yard unsportsmanlike conduct penalty set UCLA up inside the CU 40.

Three plays later, UCLA quarterback Mike Fafaul found receiver Darren Andrews uncovered on the left sideline and hit him with a 38-yard scoring pass. Andrew

Strauch's PAT kick created a 7-7 tie that held for the remainder of the first quarter. Liufau was picked off again in the opening minutes of the second quarter, this time by linebacker Cameron Judge on an errant throw. Taking over at the CU 28, UCLA promptly lost 8 yards and on fourth down summoned J.J. Molson, whose 48-yard field goal with 12:19 left before halftime gave the Bruins a 10-7 lead.

UCLA had another chance to score later in the half after Liufau was hit from behind and fumbled. CU's defense rose to the occasion again, however, and after failing the move the ball, the Bruins came up empty when Chidobe Awuzie blocked a 26-yard field goal try by Molson.

The Buffs received the second-half kickoff, with Liufau returning at quarterback after he left late in the first half with an injury.

But CU's first-half offensive woes also came back, and it took a 42-yard punt return by Oliver to help the Buffs pull to a 10-10 tie. Oliver's return, along with an illegal substitution call on the Bruins that gave the Buffs a first down and Lindsay recovering his own fumble at the 1-yard line, led to a 21-yard Graham field goal to tie the game.

Later in the quarter, UCLA was wide right on a 44-yard field goal attempt. Liufau then drove the Buffs to the Bruins' 5-yard line before a penalty set the Buffs back, leading to a 37-yard Graham field goal early in the fourth period and 13-10 CU lead.

Oliver finally gave the Buffs a cushion with CU's first punt return for a touchdown since 2005. His 68-yard score gave CU a 20-10 lead with 5:27 to go in the game.

Olugbode's interception extended CU's nation-leading streak of forcing at least one turnover to 22 consecutive games while Liufau tied the CU school record for starts by a quarterback, matching Darian Hagan's 35 career starts.

UCLA.....	7	3	0	0	—	10
COLORADO .....	7	0	3	10	—	20

SCORING	Score	Time	Qtr
COLORADO — Lindsay 1 run (Graham kick)	7- 0	5:49	1Q
UCLA — Andrews 39 pass from Fafaul (Strauch kick)	7- 7	4:04	1Q
UCLA — Molson 48 FG	7-10	12:19	2Q
COLORADO — Graham 21 FG	10-10	7:28	3Q
COLORADO — Graham 37 FG	13-10	13:40	4Q
COLORADO — Oliver 68 punt return (Graham kick)	20-10	5:27	4Q

Attendance: 43,761 Time: 3:28

Weather (54°): clear skies, 52% humidity, winds from the west at 3 mph

TEAM STATISTICS	COLORADO	UCLA
First Downs.....	24	14
Third Down Efficiency (Fourth).....	7-18 (2-2)	4-15 (0-0)
Rushes—Net Yards .....	52-144	30-25
Passing Yards .....	160	185
Passes (Att-Comp-Int).....	33-20-3	29-15-1
Total Offense.....	304	210
Return Yards .....	175	64
Punts: No-Average.....	3-41.3	7-40.9
Fumbles: No-Lost.....	4-1	1-0
Penalties/Yards .....	12/128	13/96
Quarterback Sacks—Yards .....	3-28	4-11
Time of Possession .....	24:35	35:25
Drives/Average Field Position .....	13/C35	13/U32
Red Zone: Scores-Attempts (Points).....	3-4 (13)	0-2 (0)

## INDIVIDUAL STATISTICS

**Rushing—Colorado:** Lindsay 24-73, Liufau 23-58, Evans 2-8, Ross 1-4, Montez 1-2, Team 1-minus 1. **UCLA:** Jamabo 23-66, Starks 1-0, Fafaul 5-minus 19, Team 1-minus 22.

**Passing—Colorado:** Liufau 30-19-2, 143, 0 td; Montez 3-1-1, 17. **UCLA:** Fafaul 29-15-1, 185, 1 td.

**Receiving—Colorado:** Lindsay 11-76, Fields 3-39, Ross 3-24, Bobo 2-7, MacIntyre 1-14. **UCLA:** Andrews 6-88, Lasley 4-22, Roberts 2-57, Jamabo 2-6, Adams 1-12.

**Punting—Colorado:** Kinney 3-41.3 (46 long, 1 In20). **UCLA:** Searl 3-41.7 (52 long, 1 In20), Flintoft 4-40.2 (48 long, 1 In20).

**Punt Returns—Colorado:** Oliver 5-124. **UCLA:** Pickett 1-3.

**Kickoff Returns—Colorado:** Julmisse 1-24. **UCLA:** Adams 3-99.

**Tackle Leaders—Colorado:** Laguda 3,4—7; Olugbode 3,4—7; Gillam 5,1—6; Thompson 5,1—6; Awuzie 5,0—5; Gamboa 3,2—5; Kafovalu 4,1—5; Tupou 2,2—4; Witherspoon 3,0—3; Moeller 2,0—2; Shaver 2,0—2; Falo 1,1—2. **UCLA:** Brown 13,6—19; Goforth 7,1—8; Wadood 7,1—8; McKinley 7,0—7; Young 6,1—7; Pickett 5,1—6; Ankou 4,1—5.

**Quarterback Sacks—Colorado:** Awuzie 1-10, Shaver 1-10, Team 1-8. **UCLA:** McKinley 2-9, Tuioti-Mariner 1-1, Vanderdoes 1-1.

**Interceptions—Colorado:** Olugbode 1-51. **UCLA:** Judge 1-12, Goforth 1-0, Goodman 1-0.

**Passes Broken Up—Colorado:** Falo 2, Oliver 2, Thompson 2, Gillam, Laguda. **UCLA:** Goforth.

## GAME NOTES

Colorado improved to both 7-2 overall and 5-1 in league play for the first time since 2005 ... CU's last winning score of 20-10 came 30 years ago almost to the week: Oct. 25, 1986 over No. 3 Nebraska in Boulder ... UCLA was the fifth opponent to open a game on offense with a "three-and-out" against the Buffs (three others had just one first down) ... UCLA became just the second team in five games to own a lead over the Buffs this year in the state of Colorado (Oregon State led 3-0 for 2:06) ... Colorado trailed at halftime for just the third time this season (24-21 at Michigan, 14-0 at USC previously) ... The last time CU and its opponent both had 10 or more penalties in a game was on Oct. 1, 2011 (CU 10-90, Washington State 10-125); that was CU's first Pac-12 league game ... This was CU's 399th all-time victory at home (307th at Folsom Field) ... Colorado won back-to-back games scoring 20 or fewer points for the first time since the 1969 season (identical 17-14 wins over Kansas and Oklahoma State on Nov. 8-15) ... CU had 105 yards in the second quarter—its 23rd 100-yard quarter out of 36; only UCLA and Michigan have held the Buffs to one 100-yard quarter in a game this season. UCLA finished with 210 yards of offense; it is the fourth team the Buffs have held to under 250 this season, last done by CU in 1998 (four under 250 that year) ... UCLA was 3-of-19 on second downs and limited the Bruins to 20 total yards ... The Bruins opened 3-of-4 on first downs but converted just 1-of-11 the rest of the way.

## COLORADO 49, ARIZONA 24

NOVEMBER 12, 2016

ARIZONA STADIUM, TUCSON

TUCSON, Ariz. — Colorado quarterback Sefo Liufau threw three touchdown passes and rushed for another and Phillip Lindsay ran for three scores as the Buffaloes improved to 8-2 with a 49-24 win over Arizona at Arizona Stadium.

The Buffs improved to 8-2 overall and maintained their Pac-12 South lead with a 6-1 mark.

After a slow start, CU's offense methodically put the game away, building a 28-10 lead by halftime and extending it to 42-10 by the end of the third quarter.

Meanwhile, although Arizona's offense moved the ball well between the 20s, the Buffs' defense responded when they had their backs to the wall. The Wildcats' rushing game produced more yards against the Buffs than they had given up in the previous three games combined, but the Buffs forced Arizona to settle for field goal tries when it mattered — and the Wildcats missed three of their four attempts.

After taking a 7-0 lead on their first possession on a 1-yard Lindsay run, only to see the Wildcats tie the game early in the second quarter at 7-7, the Buffs took the lead for good on a 4-yard Lindsay run with 11:29 to go in the second quarter. Lindsay's run was set up by a 50-yard Liufau pass to Shay Fields and Davis Price's second PAT of the game gave the Buffs a 14-7 lead.

UA managed to pull within four on its next possession, getting a 23-yard field goal from Josh Pollack to narrow the gap to 14-10.

Colorado, though, then put up 28 unanswered points, beginning with a seven-play, 62-yard touchdown drive on the ensuing possession. Liufau had a 22-yard run on the march, and the Wildcats gave the Buffs a helping hand three plays later with a late-hit penalty that put CU at the Wildcats 16 yard line. Two plays later, Liufau hit Fields with a 15-yard touchdown pass and Price's third PAT gave CU a 21-10 lead.

On Arizona's next possession, Colorado extended its nation-leading streak of forcing at least one defensive takeaway to 23 when a Ryan Moeller hit on Arizona's Nate Phillips forced a fumble that Rick Gamboa recovered.

Two series later, the Buffs pushed the lead to 28-10, going 53 yards in four plays. Liufau hit a wide-open Jay MacIntyre down the left sideline for a 40-yard score and CU upped its lead to 28-10.

Arizona then missed a field goal try just before halftime and another on its first possession of the third period.

The Buffs then drove for the clinching touchdown, going 73 yards in seven plays for a 35-10 lead as Liufau hooked up with Fields on a 27-yard pass for the score.

Colorado added another score late in the third period, driving 52 yards in seven plays with Liufau scoring from 2 yards out for a 42-10 lead.

The Wildcats finally ended CU's 28-point run with a touchdown early in the fourth quarter, going 75 yards in seven plays, with Samajie Grant scoring from 3 yards out. Arizona then scored again after a tipped ball resulted in a Liufau interception. The Wildcats went 33 yards in three plays and a Zach Green 3-yard run cut CU's lead to 42-24 with 12:11 to go in the game.

But, Colorado snuffed any hopes of an Arizona comeback when the Buffs went 54 yards in four plays for the game's final score. Lindsay scored his third touchdown of the night on a 34-yard scamper to push CU's lead to 49-24 with 3:34 to go in the game.

Liufau made his 36th career start at QB for the Buffs, a CU record. He eclipsed the old mark of 35, set by Darian Hagan.

COLORADO .....	7	21	14	7	—	49
Arizona .....	0	10	0	14	—	24

SCORING	Score	Time	Qtr
COLORADO — Lindsay 1 run (Price kick)	7- 0	7:27	1Q
Arizona — Grant 3 run (Pollack kick)	7- 7	12:28	2Q
COLORADO — Lindsay 4 run (Price kick)	14- 7	11:29	2Q
Arizona — Pollack 23 FG	14-10	8:22	2Q
COLORADO — Fields 15 pass from Liufau (Price kick)	21-10	5:45	2Q
COLORADO — MacIntyre 40 pass from Liufau (Price kick)	28-10	1:29	2Q
COLORADO — Fields 27 pass from Liufau (Price kick)	35-10	5:01	3Q
COLORADO — Liufau 2 run (Price kick)	42-10	0:57	3Q
Arizona — Grant 3 run (Pollack kick)	42-17	13:47	4Q
Arizona — Green 2 run (Pollack kick)	42-24	12:11	4Q
COLORADO — Lindsay 34 run (Price kick)	49-24	3:34	4Q

Attendance: 41,068 Time: 3:24

Weather (69°): clear skies, 26% humidity, winds from the east at 10 mph

TEAM STATISTICS	COLORADO	ARIZONA
First Downs.....	25	23
Third Down Efficiency (Fourth).....	7-14 (0-0)	5-15 (0-0)
Rushes—Net Yards .....	46-175	52-257
Passing Yards .....	213	155
Passes (Att-Comp-Int).....	27-19-1	26-12-0
Total Offense .....	388	412
Return Yards .....	13	0
Punts: No-Average .....	5-41.6	6-43.8
Fumbles: No-Lost .....	0-0	2-1
Penalties/Yards .....	7/62	13/138
Quarterback Sacks—Yards .....	4-35	2-18
Time of Possession .....	30:13	29:47
Drives/Average Field Position .....	15/C34	14/A26
Red Zone: Scores-Attempts (Points) .....	4-4 (28)	4-6 (24)

## INDIVIDUAL STATISTICS

**Rushing—Colorado:** Lindsay 25-119, Liufau 17-56, Adkins 1-3, Team 3-minus 3. **Arizona:** Grant 16-113, Dawkins 18-76, Green 10-34, Brown 1-29, Solomon 4-11, Tate 3-minus 6.

**Passing—Colorado:** Liufau 27-19-1, 213, 3 td. **Arizona:** Dawkins 19-9-0, 107, 0 td; Solomon 7-3-0, 48, 0 td.

**Receiving—Colorado:** Fields 6-108, Lindsay 4-8, MacIntyre 3-50, Ross 3-28, Bobo 3-19. **Arizona:** Phillips 4-55, Denson 3-33, Brown 2-58, Wood 1-4, Grant 1-3, Green 1-2.

**Punting—Colorado:** Kinney 5-41.6 (47 long, 3 In20). **Arizona:** Pollack 3-45.0 (58 long, 1 In20), Glattig 3-42.7 (52 long, 1 In20).

**Punt Returns—Colorado:** Oliver 1-13. **Arizona:** none.

**Kickoff Returns—Colorado:** Hasselbach 1-9, Keeney 1-9. **Arizona:** Neal 2-49.

**Tackle Leaders—Colorado:** Olugbode 14,1—15; Laguda 6,6—12; Moeller 6,1—7; Carrell 6,0—6; Gillam 6,0—6; Witherspoon 6,0—6; Thompson 5,0—5; Gilbert 3,1—4; Gamboa 3,0—3; Awuzie 2,1—3; Coleman 2,1—3; Kafovalu 2,1—3; Falu 1,1—2. **Arizona:** Magloire 9,0—9; Barton 5,2—7; Flannigan-Fowles 5,0—5; Kenny 5,0—5; Hayes 3,2—5; Mashack 4,0—4.

**Quarterback Sacks—Colorado:** Gilbert 2-18, Carrell 1-16, Falu 1-1. **Arizona:** Zellers 1-11, Barton 1-7.

**Interceptions—Colorado:** none. **Arizona:** Rutt 1-0.

**Passes Broken Up—Colorado:** Witherspoon 2, Awuzie, Oliver. **Arizona:** Magloire.

## GAME NOTES

Colorado improved to both **8-2** overall and **6-1** in league play for the first time since **2001** (in the Big 12 North under coach Gary Barnett) ... This was the Buffs' fourth straight win, their first four-game winning streak since 2002 when it won five straight; it was a second straight league road game win, the first since claiming three straight in the Big 12 over the 2004 and 2005 seasons (both also under Barnett) ... CU improved to **54-19** against unranked teams in November dating back to the early 1990s ... Colorado scored on its first possession for the sixth time in 10 games ... The Buffs are now **29-10** all-time with a 100-yard rusher and a 100-yard receiver, as **Phillip Lindsay** (25-119) and **Shay Fields** (6-108) accomplished the feat against Arizona ... The opponent has not scored on its first drive in all 10 games this season (and on just one of 10 to open the second half) ... Ryan Moeller's forced fumble in the second quarter **extended CU's nation-best streak to forcing at least one turnover in 23 straight games** (Alabama is next with 22) ... Colorado had four sacks — all on third downs, and now 29 on the year, a high in the MacIntyre Era (besting the 28 last year—which was in 13 games) ... **OLB Jimmie Gilbert (2 QBS-16)**. He increased his season sack total to 8½, tied for the 15th most in school history and a team-high since Abraham Wright recorded 11½ in 2006.

## COLORADO 38, WASHINGTON STATE 24

NOVEMBER 19, 2016

FOLSOM FIELD, BOULDER

BOULDER — Behind a dominant running game and an opportunistic, take-charge defense, the No. 12 Colorado Buffaloes dispatched No. 20 Washington State 38-24 at Folsom Field and remained in control of the Pac-12 Conference's South Division.

Tailback Phillip Lindsay and quarterback Sefo Liufau accounted for 252 of CU's 258 yards rushing and scored five touchdowns between them. Lindsay ran for 144 yards, going over 1,000 for the season and 2,000 for his career, and scored twice. Liufau ran for a career-best 108 yards, scored three TDs and completed 27-of-41 passes for 345 yards. With his 100-yard rushing, 300-yard passing game, Liufau became only the second player in CU history to accomplish that feat. The first was his backup, Steven Montez, this season at Oregon.

WSU entered the game with the Pac-12's top-ranked rushing defense, allowing only 116.9 yards a game. Cougars quarterback Luke Falk, the league leader in passing (361.0 yards a game) and total offense (356.2), completed 26-of-53 passes for 325 yards, with three TDs and one interception.

CU (9-2, 7-1) scored 10 points in the fourth quarter to put away WSU (8-3, 7-1), which had won eight straight after opening the season 0-2. It was CU's first win against a ranked opponent since 2009.

The Buffs stopped the Cougars on their first possession, took over and promptly marched 81 yards in 12 plays — mixing four pass completions with eight runs and scoring on a 9-yard carry by Lindsay. Davis Price's PAT put CU up 7-0.

But WSU retaliated quickly, and at the culmination of a 78-yard scoring drive CU lost safety Afolabi Laguda for the remainder of the game on a targeting call. He was whistled for hitting receiver Robert Lewis in the end zone during the completion of a 14-yard scoring pass as WSU tied the game at 7-7.

Later in the first quarter, Liufau was incomplete on a fourth-down pass and Falk and the Cougars needed just three plays to travel 72 yards and break the tie, the score coming on a 46-yard pass to Morrow.

The Buffs, though, came up with their own fourth-down stop early in the second quarter when Ahkello Witherspoon deflected a Falk pass. Liufau guided the Buffs 74 yards to the tying touchdown. He completed 5 of 6 passes for 50 yards, got a 10-yard run from Lindsay, and then gained the last 14 yards of the drive himself, including a 3-yard touchdown run to tie the game at 14-14.

WSU countered with a 28-yard field goal for a 17-14 lead that held until halftime.

Colorado quickly regained the lead, opening the third quarter with a 71-yard drive. CU converted three third-down attempts on the march, with Liufau keeping and converting on two of them before scoring a 7-yard keeper.

WSU responded once again, putting together a 67-yard scoring drive with Falk throwing a 7-yard TD pass to receiver John Thompson to take a 24-21 lead. It proved to be WSU's last points of the day.

The Buffs responded again, this time with a 75-yard scoring march. Liufau scored from 11 yards out to give the Buffs a 28-24 lead. The Buffs followed by coming up with a big fourth-down stop from Nick Fisher, which led to another CU score, a 46-yard Chris Graham field goal for a 31-24 lead.

Colorado then put the game away with a game-clinching 63-yard scoring drive that finished with a 13-yard Lindsay run and a 38-24 cushion.

In the closing minutes, the Buffs extended their nation-leading streak of games with at least one defensive takeaway to 24 when linebacker Addison Gillam recovered a fumble and Tedric Thompson intercepted a Falk pass.

Washington State.....	14	3	7	0	—	24
COLORADO .....	7	10	14	7	—	38

SCORING	Score	Time	Qtr
COLORADO — Lindsay 9 run (Price kick)	7-0	10:34	1Q
Washington State — Lewis 15 pass from Falk (Powell kick)	7-7	7:27	1Q
Washington State — Morrow 46 pass from Falk (Powell kick)	7-14	2:30	1Q
COLORADO — Liufau 3 run (Price kick)	14-14	7:35	2Q
Washington State — Powell 28 FG	14-17	4:23	2Q
COLORADO — Liufau 7 run (Price kick)	21-17	11:06	3Q
Washington State — Thompson 7 pass from Falk (Powell kick)	21-24	3:18	3Q
COLORADO — Liufau 11 run (Price kick)	28-24	0:30	3Q
COLORADO — Graham 46 FG	31-24	9:09	4Q
COLORADO — Lindsay 13 run (Price kick)	38-24	4:18	4Q

Attendance: 48,658 Time: 3:37

Weather (43°): partly cloudy skies, 52% humidity, winds from the east at 3 mph

TEAM STATISTICS	COLORADO	WASH. ST.
First Downs.....	31	21
Third Down Efficiency (Fourth).....	13-21 (0-3)	4-15 (2-4)
Rushes—Net Yards .....	59-258	22-137
Passing Yards .....	345	325
Passes (Att-Comp-Int).....	41-27-0	53-26-1
Total Offense.....	603	462
Return Yards .....	5	0
Punts: No-Average.....	2-34.5	4-30.0
Fumbles: No-Lost.....	2-1	1-1
Penalties/Yards .....	9/75	5/35
Quarterback Sacks—Yards .....	2-9	1-5
Time of Possession .....	33:41	26:19
Drives/Average Field Position .....	14/C31	14/WS28
Red Zone: Scores-Attempts (Points).....	5-5 (35)	3-4 (17)

## INDIVIDUAL STATISTICS

**Rushing—Colorado:** Lindsay 31-144, Liufau 23-108, Evans 3-8, Montez 1-0, Team 1-minus 2. **Washington State:** Morrow 8-87, Wicks 7-38, Williams 4-16, Falk 4-minus 4.

**Passing—Colorado:** Liufau 41-27-0, 345, 0 td. **Washington State:** Falk 53-26-1, 325, 3td.

**Receiving—Colorado:** Ross 8-121, MacIntyre 7-90, Lindsay 5-50, Fields 3-31, Ento 2-21, Bobo 1-29, Evans 1-3. **Washington State:** Marks 6-46, Sweet 5-54, Martin 3-84, Lewis 3-29, Morrow 2-48, Dimry 2-27, Thompson 2-10, Johnson-Mack 1-18, Wicks 1-7, Williams 1-2.

**Punting—Colorado:** Kinney 2-34.5 (35 long, 1 In20). **Washington State:** Sweet 4-30.0 (45 long, 2 In20).

**Punt Returns—Colorado:** Oliver 1-3. **Washington State:** none.

**Kickoff Returns—Colorado:** Julmisse 2-40. **Washington State:** Fossum 2-42, Taylor 1-16.

**Tackle Leaders—Colorado:** Gillam 6,1—7; Kafovalu 6,0—6; Fisher 4,2—6; Awuzie 4,1—5; Gamboa 3,2—5; Thompson 4,0—4; Oliver 3,1—4; Olugbode 2,1—3; Tupou 1,2—3; Falu 2,0—2; Gilbert 2,0—2; Carrell 1,1—2; Witherspoon 1,1—2. **Washington State:** Pelluer 11,5—16; Taylor 7,2—9; Henry 7,2—9; Mata'afa 7,1—8; Luvu 6,2—8; Thompson 6,2—8; Luani 6,0—6.

**Quarterback Sacks—Colorado:** Gillam 1-9, Gilbert 1-0. **Washington State:** Mata'afa 1-5.

**Interceptions—Colorado:** Thompson 1-2. **Washington State:** none.

**Passes Broken Up—Colorado:** Thompson 3, Witherspoon 3, Oliver 2, Falu, Fisher, Gillam. **Washington State:** Luani 2, Broughton, Molton, Thompson.

## GAME NOTES

Colorado snapped a 23-game losing streak against ranked teams, as the last win over a ranked foe was against No. 17 Kansas in 2009 (34-30 in Boulder) ... This was CU's 400th all-time victory at home (308th at Folsom Field) ... Colorado improved to 9-2 overall for the first time since 2001, and to 7-1 in league play for the first time since back-to-back in 2001-02 ... This marked the first time the Buffs wore **silver-black-silver** (as in helmet-jersey-pant color) ... CU gained a season-high 603 yards and is now 17-1 all-time with 600+ yards (2-1 under MacIntyre) ... CU had two 100-yard rushers for the first time since Sept. 26, 2015 (versus Nicholls State); it was the 40th time the Buffs had a 100-yard rusher and receiver and now are 30-10 in those games ... Colorado has now scored a touchdown on 7 of its 11 possessions to open a game (outscored the opponent 49-0; the Buffs own a similar edge on the first drive of the second half by 31-7) ... Jimmie Gilbert's sack/fumble force and Addison Gillam's recovery with 2:58 left in the game extended CU's nation-best streak to forcing at least one turnover in 24 straight games ... WSU averaged 8.4 yards on first down in the first half, but the Buffs kept that to 2.8 after intermission ... WSU streaked under 50 percent of its passes for the first time all year (49.1, 26-of-53; their previous worst was 58.3 versus UCLA, 28-of-48); its 325 yards were the third lowest ... Liufau and S Nick Fisher (6,0—6 TT, 4 3DS, 1 PBU) won the Pac-12 offensive and defensive player of the week honors.

## COLORADO 27, UTAH 22

NOVEMBER 26, 2016

FOLSOM FIELD, BOULDER

BOULDER — The Colorado defense clamped down on Utah at Folsom Field, preserving a 27-22 victory that earned the No. 9 Buffaloes their first Pac-12 Conference South Division championship and their 10th victory of the season.

The win sent CU (10-2, 8-1) into the title game against North champ Washington. No. 21 Utah (8-4, 5-4) took a 7-0 lead in the first quarter but never led again.

The Buffs forced four Utes turnovers, the last a fumble returned for a fourth-quarter touchdown by linebacker Kenneth Olugbode that put CU up 27-16. Safety Tedric Thompson made a pair of interceptions, giving him seven for the season and tying him with Dick Anderson and Cullen Bryant for the single-season school record.

Safety Chidobe Awuzie also recovered a fumble for the Buffs and made a touchdown-saving tackle on a 94-yard Utah kickoff return.

Buff's quarterback Sefo Liufau accounted for 326 yards in total offense (270 passing, 56 rushing) and two touchdowns. His 6-yard scoring pass to Shay Fields gave him 60 for his career, tying him with Cody Hawkins for the CU record.

The Buffs last enjoyed a 10-win season in 2001. It was the seventh 10-win season in school history.

Utah drew first blood on a 55-yard punt return for a touchdown by Boobie Hobbs.

CU finally responded after Utah's Andy Phillips missed a field goal try. Liufau and the Buffs drove 73 yards in seven plays for the tying score, with Liufau pin-balling in from the 2-yard line. He ran three times on the march for 21 yards and completed two passes for 49 yards, including a 42-yarder to Devin Ross.

After forcing another Utes three-and-out, Chris Graham capped a 14-play, 69-yard Buffs drive with a 25-yard field goal for a 10-7 lead.

CU's next possession ended the same way, with another Graham field goal from 19 yards out for a 13-7 lead that held through the half.

The Buffs then hit an offensive lull to start the second half, limited to a pair of three-and-outs on its first two drives as Utah strung together a 7-play, 38-yard drive on its first possession and pulled to within 13-10 on a 22-yard field goal by Phillips.

On their next possession the Utes appeared to be on their way to at least another field goal when Joe Williams, who had moved the pile for a 12-yard gain, was stripped by CU's Ryan Moeller and the fumble recovered by Awuzie.

The Buffs moved from their own 2-yard line to the 40, where on third-and-one Liufau was stripped on a keeper. Four plays later, Phillips tied the game at 13-13 with a 22-yard field goal.

The Buffs answered with a 75-yard drive for the go-ahead score. On the eighth play, Liufau threw his 60th career TD pass — a 6-yard fade to Fields.

Utah's Kyle Fulks returned to the ensuing kickoff to the CU 3-yard line, where he was finally chased down by Awuzie. CU's defense then held again, forcing the Utes to settle for another field goal to pull within 20-16.

After a CU punt, Buffs linebacker Rick Gamboa punched the ball loose from Joe Williams and Olugbode scooped it up and ran 10 yards to the end zone, with the ensuing PAT giving Colorado a 27-16 lead with 10:56 to play.

Thompson then recorded his second interception of the game, the two teams traded punts and Utah scored the final points of the game with just more than 1:30 to play. CU stopped the 2-point try, then took the kickoff and three Phillip Lindsay runs produced 18 yards and a first down, enough for the Buffs to then run out the clock.

Utah.....	7	0	6	9	—	22
COLORADO .....	7	6	7	7	—	27

SCORING	Score	Time	Qtr
Utah — Hobbs 55 punt return (Phillips kick)	0- 7	9:17	1Q
COLORADO — Liufau 2 run (Price kick)	7- 7	0:00	1Q
COLORADO — Graham 25 FG	10- 7	9:20	2Q
COLORADO — Graham 19 FG	13- 7	5:21	2Q
Utah — Phillips 22 FG	13-10	11:54	3Q
Utah — Phillips 22 FG	13-13	2:58	3Q
COLORADO — Fields 6 pass from Liufau (Price kick)	20-13	0:00	3Q
Utah — Phillips 23 FG	20-16	13:53	4Q
COLORADO — Olugbode 10 fumble return (Price kick)	27-16	10:56	4Q
Utah — Simpkins 7 pass from Williams (pass failed)	27-22	1:34	4Q

Attendance: 52,301 Time: 3:33

Weather (48°): fair skies, 17% humidity, winds from the southwest at 4 mph

TEAM STATISTICS	COLORADO	UTAH
First Downs.....	18	15
Third Down Efficiency (Fourth).....	9-22 (0-3)	6-21 (2-4)
Rushes—Net Yards .....	38-108	41-179
Passing Yards .....	270	160
Passes (Att-Comp-Int).....	40-13-2	44-23-0
Total Offense.....	378	339
Return Yards .....	62	72
Punts: No-Average.....	9-42.3	6-42.3
Fumbles: No-Lost.....	2-2	2-2
Penalties/Yards .....	0/0	3/36
Quarterback Sacks—Yards.....	3-13	2-14
Time of Possession .....	29:45	30:15
Drives/Average Field Position .....	16/C24	16/U37
Red Zone: Scores-Attempts (Points).....	4-4 (20)	4-5 (15)

## INDIVIDUAL STATISTICS

**Rushing—Colorado:** Liufau 21-59, Lindsay 12-55, MacIntyre 1-3, Evans 1-minus 5, Team 3-minus 4. **Utah:** J.Williams 26-97, Butler-Byrd 2-46, T.Williams 11-19, Moss 2-17.

**Passing—Colorado:** Liufau 44-23-0, 270, 1 td. **Utah:** T.Williams 40-13-2, 160, 1 td.

**Receiving—Colorado:** Ross 9-94, Fields 7-78, MacIntyre 2-46, Ento 2-38, Lindsay 2-10, Lee 1-4. **UU:** Patrick 5-78, Butler-Byrd 2-23, Moeai 2-20, Simpkins 2-15, Handley 1-18, Singleton 1-6.

**Punting—Colorado:** Kinney 9-42.3 (53 long, 2 In20). **Utah:** Wishnowsky 6-42.3 (50 long, 3 In20).

**Punt Returns—Colorado:** Oliver 2-1. **Utah:** Hobbs 4-73, Simpkins 1-minus 1.

**Kickoff Returns—Colorado:** Julmisse 2-38. **Utah:** Fulks 2-115, Shah 1-15.

**Tackle Leaders—Colorado:** Gamboa 6,3—9; Gilbert 6,1—7; Awuzie 5,2—7; Tupou 5,0—5; Gillam 4,1—5; Olugbode 3,2—5; Thompson 4,0—4; Laguda 3,1—4; Witherspoon 3,0—3; Carrell 2,1—3; Falo 2,1—3; Oliver 2,0—2; Moeller 1,1—2; Jackson 1,0—1. **UU:** Hansen 10,3—13; Luafatasaga 8,2—10; Williams 4,2—6; Porter 5,0—5; Mokofisi 4,1—5; 2/with 4,0—4.

**Quarterback Sacks—Colorado:** Carrell 1-9, Gillam 1-3, Awuzie 1-1. **Utah:** Anae 1-10, Dimick ½-2, Lotulelei ½-2.

**Interceptions—Colorado:** Thompson 2-51. **Utah:** none.

**Passes Broken Up—Colorado:** Thompson 4, Witherspoon 4, Awuzie 2, Laguda 2. **Utah:** Dimick 3, Allen, Hansen, Luafatasaga, Porter.

## GAME NOTES

The attendance of **52,301** was CU's first **sellout** since Oct. 4, 2008 (Texas) ... Colorado upped its lead in the series to **32-28-3**, but Utah holds the edge as members of the Pac-12 by a **4-2** margin; all six of those games have been decided by one score (3, 7, 7, 4, 6, 5) and all came down to the last or next-to-last possession, and have been decided by a total of **32** points ... Colorado improved to **10-2** overall for the first time since 2001, and its **8-1** mark in league play is CU's first-ever 8-win conference season ... CU became the fifth team to win the Pac-12 South Division title ... The Buffs won their sixth in a row for the first time since 1996 ... The Buffs finished undefeated at home (**6-0**) since a similar mark in 1994 ... The Buffs improved to **22-26-1** when wearing all black (**22-21-1** with a gold helmet) ... Colorado had **no** penalties for just the fifth time in recorded history, and for just the second time since 1985 ... CU defeated two ranked teams in back-to-back weeks for the first time since 2002 (31-17 over #20 UCLA, 35-31 over #13 Kansas State ... Colorado is now 4-1 as a ranked team this year ... The Buffs extended their scoring streak to 14 straight quarters (extending that streak twice against Utah with scores at 0:00 of the 1st and 3rd stanzas) ... CU was 6-of-8 on 3rd-&-1 plays ... Utah's longest gain on first down in the first half was 5 yards; it gained a net of 3 on 11 plays (0.3 per); its 86 first half yards were the third-lowest this year against the Buffs ... Utah was 2-of-11 for 20 yards passing on first down (sacked twice for 12 yards) ... Utah had four goal-to-go situations and was stuffed on its first nine plays (kicking three field goals), before scoring a TD on its 10th try.



## PAC-12 CONFERENCE CHAMPIONSHIP GAME

WASHINGTON 41, COLORADO 10

DECEMBER 2, 2016

LEVI'S STADIUM, SANTA CLARA, CALIF.

SANTA CLARA, Calif. — Colorado lost starting quarterback Sefo Liufau for almost the entire first half to injury and the Buffs never found their rhythm in dropping a 41-10 decision to Washington in the Pac-12 Championship game at Levi's Stadium.

For the first time this year, a CU opponent took the opening kickoff and scored, as Washington went 65 yards on seven plays for the game's opening touchdown. The big play on the drive was a 26-yard run from Lavon Coleman, which put the Huskies on CU's 12. Four plays later, Coleman scored from 1 yard out for a 7-0 lead.

Colorado took the kickoff and drove into Washington territory before Liufau was injured on a quarterback sack. Montez replaced Liufau and two plays later, threw incomplete on fourth down.

CU's defense, however, returned the favor. The Buffs sacked Washington quarterback Jake Browning twice on the Huskies' next possession, including a fourth-down stop from Jimmie Gilbert and Timothy Coleman Jr. that gave the ball back to Colorado.

Montez then engineered a seven-play, 55-yard scoring drive to tie the game. He completed a 13-yard pass to Kyle Evans on third-and-7 to keep the drive alive and followed that with a 21-yard strike to Shay Fields to the UW 9. Two plays later, Phillip Lindsay scored from 3 yards out and Davis Price's PAT tied the game at 7-7.

The two teams then traded punts, but the Huskies came out with good field position after CU was forced to kick from deep in its own territory. UW then drove 56 yards (nine plays) for the go-ahead score with Jake Browning throwing a 15-yard pass to Darrell Daniels and the PAT gave the Huskies a 14-7 lead that held through halftime.

Liufau returned behind center for the Buffs to start the second half, but on CU's first play from scrimmage, a tipped pass ended up in the hands of Washington's Taylor

Rapp, who returned it 35 yards for a touchdown. The PAT gave Washington a 21-7 lead with 14:44 still to go in the third quarter.

Washington's defense then struck again, with Rapp notching his second interception of Liufau and returning it to the CU 25. Colorado's defense rose to the occasion and held UW to a 24-yard Cameron Van Winkle field goal, but the Huskies still held a 24-7 lead with 11:27 still to go in the third period.

The Huskies then extended their lead to 31-7 two possessions later. Moving from their own 40, UW needed just four plays to go 60 yards for the score. Browning completed a 19-yard touchdown pass to John Ross, throwing while in the grasp of CU's Gilbert to give Washington a 31-7 lead.

The Buffs finally managed to add to their point total on the ensuing possession. Anthony Julmisse returned the kick to midfield before fumbling, only to have the ball bounce directly into the hands of Lindsay, who caught it on the run and advanced it to the UW 2-yard line. A penalty on second down put the Buffs back to the 14 and they managed only 7 yards on the next two plays, but Colorado did salvage a Chris Graham 24-yard field goal to make the score 31-10 with 3:43 to go in the third period.

The Huskies then added a field goal and another touchdown to finish the night's scoring.

The Buffs were outgained 383-163, with the Huskies racking up 265 yards on the ground. CU's previous low yardage total had been 304 yards. The Huskies also won the turnover battle, picking off three passes, while Colorado saw its nation-leading streak of games with at least one defensive takeaway end at 25.

COLORADO .....	7	0	3	0	—	10
Washington .....	7	7	17	10	—	41

SCORING	Score	Time	Qtr
Washington — Coleman 1 run (Van Winkle kick)	0-7	11:53	1Q
COLORADO — Lindsay 3 run (Price kick)	7-7	0:49	1Q
Washington — Daniels 15 pass from Browning (Van Winkle kick)	7-14	6:38	2Q
Washington — Rapp 35 interception return (Van Winkle kick)	7-21	14:44	3Q
Washington — Van Winkle 24 FG	7-24	11:27	3Q
Washington — Ross 19 pass from Browning (Van Winkle kick)	7-31	5:21	3Q
COLORADO — Graham 24 FG	10-31	3:43	3Q
Washington — Van Winkle 20 FG	10-31	14:07	4Q
Washington — McClatcher 8 run (Van Winkle kick)	10-41	4:23	4Q

Attendance: 47,118 Time: 3:16

Weather (60°): clear skies, 37% humidity, winds from the northwest at 10 mph

TEAM STATISTICS	COLORADO	WASHINGTON
First Downs.....	9	22
Third Down Efficiency (Fourth).....	4-15 (0-1)	8-17 (0-1)
Rushes—Net Yards .....	29-82	54-265
Passing Yards .....	81	118
Passes (Att-Comp-Int).....	25-8-3	24-9-0
Total Offense .....	163	383
Return Yards .....	3	76
Punts: No-Average .....	7-33.1	5-40.6
Fumbles: No-Lost .....	3-0	0-0
Penalties/Yards .....	3/35	3/35
Quarterback Sacks—Yards .....	2-17	1-5
Time of Possession .....	21:26	38:34
Drives/Average Field Position .....	13/C28	13/W42
Red Zone: Scores-Attempts (Points) .....	2-2 (10)	6-6 (34)

## INDIVIDUAL STATISTICS

**Rushing—Colorado:** Lindsay 19-53, Liufau 6-13, Montez 3-11, MacIntyre 1-5. **Washington:** Gaskin 29-159, Coleman 18-101, McClatcher 1-8, Browning 3-2, Team 3-minus 5.

**Passing—Colorado:** Montez 12-5-0, 60, 0 td; Liufau 13-3-3, 21, 0 td. **Washington:** Browning 24-9-0, 118, 2 td.

**Receiving—Colorado:** Lindsay 3-19, Fields 2-26, MacIntyre 1-16, Evans 1-13, Ross 1-7. **Washington:** Ross 4-51, Gaskin 1-24, Daniels 1-15, McClatcher 1-11, Pettis 1-9, Sample 1-8.

**Punting—Colorado:** Kinney 7-33.1 (44 long, 1 In20). **Washington:** Vizcaino 5-40.6 (62 long, 4 In20).

**Punt Returns—Colorado:** Oliver 1-3. **Washington:** Pettis 1-18.

**Kickoff Returns—Colorado:** Julmisse 3-87, Lindsay 0-48, Hasselbach 1-8. **Washington:** Ross 2-43.

**Tackle Leaders—Colorado:** Olugbode 10,4—14; Gillam 10,1—11; Laguda 4,6—10; Moeller 7,1—8; Awuzie 4,2—6; Carrell 2,3—5; Gamboa 2,2—4; Gilbert 2,2—4; Kafovalu 2,2—4;

Thompson 3,0—3; Tupou 1,2—3; Coleman 1,1—2; Franke 0,1—1; Jackson 0,1—1. **Washington:** Bartlett 3,4—7; Burr 1,5—6; McIntosh 3,2—5; Baker/Bierria/Wooching 1,3—4.

**Quarterback Sacks—Colorado:** Gilbert 1-9, Coleman ½-4, Olugbode ½-4. **Washington:** Wooching 1-5.

**Interceptions—Colorado:** none. **Washington:** none.

**Passes Broken Up—Colorado:** Awuzie 2, Oliver 2, Gilbert, Laguda, Moeller, Thompson, Witherspoon. **Washington:** Baker 2, King 2, Bryant.

## GAME NOTES

The Buffs are now 1-4 in league championship games (1-3 Big 12, 0-1 Pac-12) ... Colorado suffered its first loss and are now 2-1 when wearing their "White Ice" ensemble (all white: helmet-uniform-pant) ... Washington had two 100-yard runners; the last team that did that against CU was Oregon in 2015 ... The loss snapped a CU six-game winning streak, its longest since 1996 ... Both teams had just three penalties tonight; CU had just the three over its last two games ... CU ran just 54 plays, only the third time MacIntyre's 50 games the Buffs ran under 60 ... Colorado had a streak of scoring in 15 straight quarters come to an end in the scoreless second ... CU possessed the ball for only 21:26, its fewest since the 2010 season finale at Nebraska (20:30) ... The opponent had failed to score on its first possession in the first 12 games this season until UW's Lavon Coleman scored on a 1-yard run to cap the Huskies' first possession ... Washington came in outscoring its opponents 162-26 in the first quarter, but it was a 7-7 draw after 15 minutes ... CU held its last four opponents to under 50 percent passing in each game (9-of-24, 37.5 percent by UW; 60-of-143 over the four games (42.0) ... CU's nation's best streak of forcing a turnover in 25 straight games came to an end ... **TB Phillip Lindsay** finished the year with 47 receptions, a record for a running back at Colorado; His 102 points scored (17 TD) tied for the sixth most for a single-season in school history ... **QB Sefo Liufau** had a streak of 89 passes without an interception end.

**OKLAHOMA STATE 38, COLORADO 8**  
**VALERO ALAMO BOWL**  
**DECEMBER 29, 2016**
**ALAMODOME, SAN ANTONIO, TEXAS**

SAN ANTONIO — Making its first bowl appearance since 2007, No. 10 CU was overwhelmed by No. 12 Oklahoma State 38-8 in the Dec. 29 Alamo Bowl, a tough end for what was still the Buffaloes' finest season in more than a decade.

The Buffs struggled from first whistle to last offensively, temporarily losing starting quarterback Sefo Liufau in the second quarter with a sprained right ankle. He was replaced by Steven Montez, who also started the second half.

CU's secondary also was hampered by injuries to a pair of corners — Chidobe Awuzie (turf toe) and Ahkello Witherspoon (shoulder) — who nonetheless tried to play but had night-long difficulty with OSU receiver James Washington (nine catches, 171 yards, one touchdown).

Liufau returned late in the third quarter with CU trailing 24-0 but the offense remained ineffective. He completed 17-of-27 passes for 190 yards, while Montez finished 4-of-9 for 61 and one interception.

CU tailback Phillip Lindsay rushed 14 times for 63 yards and caught 6 passes for 103 yards. OSU quarterback Mason Rudolph completed 22-of-32 passes for 314 yards and three touchdowns. Cowboys tailback Justice Hill carried 19 times for 100 yards and a TD, and Chris Carson ran 11 times for 61 yards and scored once.

The Buffs gave up a 10-play, 64-yard drive on the Cowboys' first possession, but took solace in holding them to a 28-yard Ben Grogan field goal. And by the end of a first quarter that saw the teams almost statistically even, OSU led just 3-0.

CU had a chance to tie the score on its deepest penetration of the first half, but Chris Graham was wide left on a 47-yard field goal attempt with 27 seconds left in the opening quarter, a harbinger of things to come.

The Cowboys then added two touchdowns in the second quarter to take a commanding 17-0 lead at the half. Rudolph drove them 64 yards in seven plays for the first, with Carson completing the drive with a 10-yard run. The second came on a seven-play, 66-yard march that ended with a 5-yard scoring toss to Washington.

After Liufau was injured, Montez came in and guided the Buffs into OSU territory, completing a 38-yard pass to Lindsay on third-and-27. But Montez was intercepted on the next play, handing the ball back to OSU and ending another CU scoring threat.

The Cowboys added two more touchdowns in the third period for a 31-0 lead before Colorado finally got on the board in the fourth quarter. Liufau, who returned to the game in the third quarter, drove the Buffs 77 yards in nine plays, with the senior quarterback scoring his final collegiate touchdown on a 6-yard keeper. He then hit Lindsay with the two-point conversion.

OSU added one more score late in the game to complete the scoring.

Lindsay accounted for 166 yards in total offense (63 rushing, 103 receiving) and junior wide receiver Shay Fields caught four passes for 38 yards. CU's leading tacklers for the night were junior linebacker Rick Gamboa with 11 and senior linebacker Kenneth Olugbode with 10. Defensive end Samson Kafovalu added nine tackles, including two for loss.

The Buffs still ended the season with a 10-4 record, only the eighth team in CU history to win at least 10 games. Colorado also finished No. 15 in the final USA Today/Coaches poll and No. 17 in the Associated Press poll, the Buffs' highest ranking at season's end since finishing ninth in both polls in 2001.

Oklahoma State .....	3	14	14	7	—	38
COLORADO .....	0	0	0	8	—	8

SCORING	Score	Time	Qtr
Oklahoma State — Grogan 28 FG	0-3	10:17	1Q
Oklahoma State — Carson 10 run (Grogan kick)	0-10	11:15	2Q
Oklahoma State — Washington 5 pass from Rudolph (Grogan kick)	0-17	7:00	2Q
Oklahoma State — Jarvin 6 pass from Rudolph (Grogan kick)	0-24	5:42	3Q
Oklahoma State — Seales 23 pass from Rudolph (Grogan kick)	0-31	0:05	3Q
COLORADO — Liufau 6 run (Lindsay pass from Liufau)	8-31	5:28	4Q
Oklahoma State — Hill 37 run (Grogan kick)	8-38	3:44	4Q

**Attendance:** 59,815    **Time:** 3:14  
**Weather (72°):** controlled indoor environment (dome)

TEAM STATISTICS	COLORADO	OKLA. STATE
First Downs.....	18	24
Third Down Efficiency (Fourth).....	6-16 (1-3)	7-14 (1-1)
Rushes—Net Yards .....	29-62	41-189
Passing Yards .....	256	338
Passes (Att-Comp-Int).....	38-22-1	33-23-0
Total Offense .....	318	527
Return Yards .....	-6	1
Punts: No-Average .....	6-41.3	4-47.8
Fumbles: No-Lost .....	3-0	0-0
Penalties/Yards .....	5/35	5/42
Quarterback Sacks—Yards .....	1-2	3-20
Time of Possession .....	27:36	32:24
Drives/Average Field Position .....	12/C21	12/OS29
Red Zone: Scores-Attempts (Points) .....	1-2 (8)	4-5 (24)

**INDIVIDUAL STATISTICS**

**Rushing—Colorado:** Lindsay 14-63, MacIntyre 1-1, Montez 1-0, Liufau 13-minus 2. **Oklahoma State:** Hill 19-100, Carson 11-61, Sanders 2-11, Childs 4-7, Rudolph 4-7, Seales 1-3.

**Passing—Colorado:** Liufau 29-18-0, 195, 0 td; Montez 9-4-1, 61, 0 td. **Oklahoma State:** Rudolph 32-22-0, 314, 3 td; Carson 1-1-0, 24, 0 td.

**Receiving—Colorado:** Lindsay 6-103, Fields 4-38, Bobo 3-25, Ross 3-22, Walker 2-23, MacIntyre 2-22, Irwin 1-15, Lee 1-8. **Oklahoma State:** Washington 9-171, McCleskey 4-50, Seales 3-43, Hays 3-19, Jarvin 2-20, Rudolph 1-24, Lacy 1-11.

**Punting—Colorado:** Kinney 6-41.3 (52 long, 1 In20). **Oklahoma State:** Sinor 4-47.8 (54 long, 3 In20).

**Punt Returns—Colorado:** Oliver 1-(-6). **Oklahoma State:** none.

**Kickoff Returns—Colorado:** Evans 2-44, Julmisse 1-20. **Oklahoma State:** Seales 1-6.

**Tackle Leaders—Colorado:** Gamboa 4,7—11; Olugbode 3,7—10; Kafovalu 4,5—9; Moeller 4,4—8; Oliver 4,2—6; Thompson 2,3—5; Gilbert 2,3—5; Awuzie 3,1—4; Gillam 2,1—3; Carrell 1,2—3; Laguda 0,3—3; Franke 1,1—2; Tupou 0,2—2. **Oklahoma State:** Taylor 1,6—7; Averette 2,4—6; Flowers 4,1—5; Sterns 1,4—5; Owens 3,1—4; Edison 3,1—4.

**Quarterback Sacks—Colorado:** Gilbert ½-1, Jackson ½-1. **Oklahoma State:** Carter 1-9, Taylor 1-8, Webber 1-3.

**Interceptions—Colorado:** none. **Oklahoma State:** Lampkin 1-1.

**Passes Broken Up—Colorado:** Gilbert, Olugbode. **Oklahoma State:** Owens 2, Walterscheid 1, Averette, Osborne.

**GAME NOTES**

Colorado sold out of its allotment of tickets for the game (6,500; the original 6,000 and then an additional 500); it was the most tickets a Pac-12 school has sold for an Alamo Bowl and the 10th-most by the Buffaloes in 29 bowl games (trailing three Orange, three Fiesta, one Astro-Bluebonnet, one Cotton and one Holiday bowls) ... Colorado won 13 of the 14 coin tosses this season (and deferred to the second half all 13 times; record is 10-3 -- USC is the only game it lost the toss) ... The Buffs fell to 12-17 all-time in bowl games, and to 2-3 all-time in domes ... Colorado now leads the series 26-20-1 with Oklahoma State; OSU has won the last three (just the ninth meeting since the Big 8 morphed into the Big 12 in 1996) ... The 2-point conversion pass from QB Sefo Liufau to TB Phillip Lindsay was CU's first in 27 bowl games (had been 0-for-4; the 2-point play didn't exist in CU's first two bowls) ... Colorado was held scoreless in a bowl game for the first three quarters for just the second time (other: '72 Gator); CU had last been shutout in the first half of a bowl game in the '90 Orange Bowl ... Lindsay (6-103 receiving) became the first running back in Colorado history to have two 100-yard receiving games; he had his first earlier this year at Stanford.

**NOTABLE PERFORMANCES: THE LAST TIME**
**INDIVIDUAL**

<b>Kickoff Return For A Touchdown</b>	<b>Colorado:</b> Nelson Spruce vs. Cal in Boulder, Nov. 16, 2013 (onside, 46 yards; otherwise: M. Mosley vs. Utah, Nov. 23, 2012, 100 yds) <b>Opponent:</b> Reggie Dunn, Utah in Boulder, Nov. 23, 2012 (100 yards).
<b>Punt Return For A Touchdown</b>	<b>Colorado:</b> Isaiah Oliver vs. UCLA in Boulder, Nov. 3, 2016 (68 yards). <b>Opponent:</b> Boobie Hobbs, Utah in Boulder, Nov. 26, 2016 (55 yards).
<b>Interception Return For A Touchdown</b>	<b>Colorado:</b> Rick Gamboa vs. Oregon State in Boulder, Oct. 1, 2016 (20 yards). <b>Opponent:</b> Taylor Rapp, Washington at Santa Clara (Pac-12 Championship Game), Dec. 2, 2016 (35 yards).
<b>Fumble Return/Recovery For A Touchdown</b>	<b>Colorado:</b> Kenneth Olugbode vs. Utah in Boulder, Nov. 26, 2016 (10 yards). <b>Opponent:</b> Tra'Mayne Bondurant, Arizona at Tucson, Nov. 8, 2014 (22 yards).
<b>Blocked Punt Return For A Touchdown</b>	<b>Colorado:</b> Lawrence Vickers vs. Washington State at Seattle, Sept. 11, 2004 (0 yards). <b>Opponent:</b> Grant Perry, Michigan at Ann Arbor, Sept. 17, 2016 (6 yards).
<b>Blocked Field Goal Return For A Touchdown</b>	<b>Colorado:</b> Has not occurred. <b>Opponent:</b> Max Bergen, Stanford at Palo Alto, Oct. 8, 2011 (75 yards; first-ever against Colorado)
<b>Blocked Punt</b>	<b>Colorado:</b> Doug Rippy vs. Toledo at Toledo, Sept. 11, 2009 ( <i>two blocks</i> ). <b>Opponent:</b> Michael Jocz, Michigan at Ann Arbor, Sept. 17, 2016
<b>Blocked PAT Kick</b>	<b>Colorado:</b> Nate Bonsu vs. Arizona State in Boulder, Oct. 11, 2012. <b>Opponent:</b> Shemar Smith, Oregon State in Boulder, Oct. 1, 2016 ( <i>kicker: Chris Graham</i> )
<b>Blocked Field Goal</b>	<b>Colorado:</b> Chidobe Awuzie vs. UCLA in Boulder, Nov. 3, 2016. <b>Opponent:</b> Rick Wade, UCLA in Boulder, Nov. 3, 2016 ( <i>kicker: Chris Graham</i> ).
<b>Offensive Lineman To Score A Touchdown</b>	<b>Colorado:</b> Alex Kelley vs. Colorado State in Denver, Sept. 2, 2016 (recovered fumble in end zone). <b>Opponent:</b> Has not occurred.
<b>Defensive Two-Point Conversion</b>	<b>Colorado:</b> Greg Biekert vs. Nebraska in Boulder, Nov. 2, 1991. <b>Opponent:</b> Has not occurred.
<b>300 Yards Total Offense</b>	<b>Colorado:</b> 329, Sefo Liufau vs. Utah in Boulder, Nov. 26, 2016 ( <i>270 pass, 59 rush</i> ). <b>Opponent:</b> 321, Mason Rudolph, Oklahoma State at San Antonio ( <i>Alamo Bowl</i> ), Dec. 29, 2016 ( <i>314 pass, 7 rush</i> ).
<b>400 Yards Total Offense</b>	<b>Colorado:</b> 453, Sefo Liufau vs. Washington State in Boulder, Nov. 19, 2016 ( <i>345 pass, 108 rush</i> ). <b>Opponent:</b> 446, Jared Goff, California at Berkeley, Sept. 27, 2014 ( <i>458 pass, -12 rush</i> ).
<b>100 Yards Rushing</b>	<b>Colorado:</b> 144, Phillip Lindsay ( <i>31 attempts</i> ) and 108, Sefo Liufau ( <i>23 attempts</i> ), vs. Washington State in Boulder, Nov. 19, 2016. <b>Opponent:</b> 100, Justin Hill, Oklahoma State at San Antonio ( <i>Alamo Bowl</i> ), Dec. 29, 2016 ( <i>19 attempts</i> ).
<b>200 Yards Rushing</b>	<b>Colorado:</b> 219, Phillip Lindsay vs. Arizona State in Boulder, Oct. 15, 2016 ( <i>26 attempts</i> ). <b>Opponent:</b> 207, Jared Baker, Arizona in Boulder, Oct. 17, 2015 ( <i>23 attempts</i> ).
<b>300 Yards Rushing</b>	<b>Colorado:</b> 309, Chris Brown vs. Kansas at Lawrence, Oct. 12, 2002. <b>Opponent:</b> 366, Ka'Deem Carey, Arizona at Tucson, Nov. 10, 2012 ( <i>25 carries</i> ).
<b>Three Touchdowns Rushing</b>	<b>Colorado:</b> 3, Sefo Liufau vs. Washington State in Boulder, Nov. 19, 2016. <b>Opponent:</b> 4, Javorius "Buck" Allen, Southern California in Boulder, Nov. 23, 2013.
<b>Four Touchdowns Rushing</b>	<b>Colorado:</b> 4, Michael Adkins II vs. Charleston Southern in Boulder, Oct. 19, 2013. <b>Opponent:</b> 4, Ka'Deem Carey, Arizona in Boulder, Oct. 26, 2013.
<b>Two 100-Yard Rushers</b>	<b>Colorado:</b> Phillip Lindsay (31-144) and Sefo Liufau (23-108) vs. Washington State in Boulder, Nov. 19, 2016. <b>Opponent:</b> Miles Gaskin (29-159) and Lavon Coleman (18-101), Washington at Santa Clara (Pac-12 Championship), Dec. 2, 2016.
<b>Three 100-Yard Rushers</b>	<b>Colorado:</b> Jon Keyworth (18-124), Paul Arendt (23-116) and Ward Walsh (15-101), vs. Air Force at USAFA, Nov. 21, 1970. <b>Opponent:</b> David Overstreet (18-258), Darrell Shepard (3-151) and George Rhymes (9-110), Oklahoma in Boulder, Oct. 4, 1980.
<b>300 Yards Passing</b>	<b>Colorado:</b> 345, Sefo Liufau vs. Washington State in Boulder. <b>Opponent:</b> 314 Mason Rudolph, Oklahoma State at San Antonio ( <i>Alamo Bowl</i> ), Dec. 29, 2016.
<b>400 Yards Passing</b>	<b>Colorado:</b> 455, Sefo Liufau vs. California at Berkeley, Sept. 27, 2014 ( <i>46-of-67</i> ). <b>Opponent:</b> 458, Jared Goff, California at Berkeley, Sept. 27, 2014 ( <i>24-of-42</i> ).
<b>Three Touchdowns Passing</b>	<b>Colorado:</b> 3, Sefo Liufau vs. Arizona at Tucson, Nov. 12, 2016. <b>Opponent:</b> 3, Mason Rudolph, Oklahoma State at San Antonio ( <i>Alamo Bowl</i> ), Dec. 29, 2016.
<b>Four Touchdowns Passing</b>	<b>Colorado:</b> 7, Sefo Liufau vs. California at Berkeley, Sept. 27, 2014 ( <i>school record</i> ). <b>Opponent:</b> 5, Mike Bercovici, Arizona State at Tempe, Oct. 10, 2015.
<b>Five Touchdowns Passing</b>	<b>Colorado:</b> 7, Sefo Liufau vs. California at Berkeley, Sept. 27, 2014 ( <i>school record</i> ). <b>Opponent:</b> 5, Mike Bercovici, Arizona State at Tempe, Oct. 10, 2015.
<b>Three Interceptions Thrown</b>	<b>Colorado:</b> 3, Sefo Liufau vs. Washington at Santa Clara (Pac-12 Championship), Dec. 2, 2016. <b>Opponent:</b> 3, Ryan Burns, Stanford at Palo Alto, Oct. 22, 2016.
<b>Four Interceptions Thrown</b>	<b>Colorado:</b> 4, Nick Hirschman vs. Utah in Boulder, Nov. 23, 2012. <b>Opponent:</b> 4, Graham Harrell, Texas Tech at Lubbock, Oct. 27, 2007.
<b>10 Receptions</b>	<b>Colorado:</b> 11, Phillip Lindsay vs. UCLA in Boulder, Nov. 3, 2016 ( <i>76 yards</i> ) ( <i>school record by a running back</i> ) <b>Opponent:</b> 11, Gabe Marks, Washington State at Pullman, Nov. 21, 2015 ( <i>110 yards</i> ).
<b>100 Yards Receiving</b>	<b>Colorado:</b> 103, Phillip Lindsay vs. Oklahoma State at San Antonio ( <i>Alamo Bowl</i> ), Dec. 29, 2016 ( <i>6 receptions</i> ). <b>Opponent:</b> 171, James Washington, Oklahoma State at San Antonio ( <i>Alamo Bowl</i> ), Dec. 29, 2016 ( <i>9 receptions</i> ).
<b>200 Yards Receiving</b>	<b>Colorado:</b> 209, Paul Richardson vs. Central Arkansas in Boulder, Sept. 7, 2013 ( <i>11 receptions</i> ). <b>Opponent:</b> 208, Ryan Broyles, Oklahoma at Norman, Oct. 30, 2010 ( <i>9 receptions</i> ).
<b>Two Touchdowns Receiving</b>	<b>Colorado:</b> 2, Shay Fields vs. Arizona at Tucson, Nov. 12, 2016. <b>Opponent:</b> 2, Darren Carrington, Oregon at Eugene, Sept. 24, 2016.
<b>Three Touchdowns Receiving</b>	<b>Colorado:</b> 3, Shay Fields vs. Oregon State in Boulder, Oct. 1, 2016. <b>Opponent:</b> 3, Nelson Agholor, Southern California at Los Angeles, Oct. 18, 2014.
<b>Two 100-Yard Receivers</b>	<b>Colorado:</b> Paul Richardson (11-140) and Nelson Spruce (8-140) vs. California in Boulder, Nov. 16, 2013. <b>Opponent:</b> Nelson Agholor (6-128) and JuJu Smith (4-104), Southern California at Los Angeles, Oct. 18, 2014.
<b>100-Yard Rusher &amp; Receiver</b>	<b>Colorado:</b> Lindsay (31-144) and Liufau (23-108) rushing & Ross (8-121) receiving vs. Washington State in Boulder, Nov. 19, 2016. <b>Opponent:</b> Justice Hill (19-100 rushing) & James Washington (9-171 receiving), Oklahoma State in San Antonio, Dec. 29, 2016.
<b>100-Yard Rusher &amp; Receiver (same player)</b>	<b>Colorado:</b> Cortlen Johnson (27-172 rushing; 6-105 receiving), vs. Iowa State at Ames, Nov. 10, 2001. <b>Opponent:</b> Has not occurred.

# The Last Time, continued...

Four Touchdowns In A Game	Colorado:	4, Michael Adkins II vs. Charleston Southern in Boulder, Oct. 19, 2013 (4 rushing).
	Opponent:	4, Ka'Deem Carey, Arizona in Boulder, Oct. 26, 2013.
Four Field Goals In A Game	Colorado:	4, Will Oliver vs. Colorado State in Denver, Sept. 1, 2013.
	Opponent:	4, Alex Henery, Nebraska in Lincoln, Nov. 28, 2008.
50-Yard Field Goal	Colorado:	54, Davis Price vs. Oregon State in Boulder, Oct. 1, 2016 ( <i>CU freshman record</i> )
	Opponent:	52, Jared Roberts, Colorado State in Denver, Aug. 29, 2014.
Two Interceptions In A Game	Colorado:	2, Tedric Thompson vs. Utah in Boulder, Nov. 26, 2016.
	Opponent:	2, Taylor Rapp, Washington at Santa Clara (Pac-12 Championship Game), Dec. 2, 2016.
Three Interceptions In A Game	Colorado:	3, Terrence Wheatley vs. Texas Tech at Lubbock, Oct. 27, 2007.
	Opponent:	3, Philip Thomas, Fresno State at Fresno, Sept. 15, 2012.
Four Interceptions In A Game	Colorado:	Has not occurred.
	Opponent:	4, Frank Nelson, Utah at Salt Lake City, Nov. 2, 1946.
Three Quarterback Sacks In A Game	Colorado:	3 (for 20 yards), Josh Hartigan vs. Kansas State in Boulder, Nov. 20, 2010.
	Opponent:	4 (for 31 yards), Vilas Fauonuku, Utah at Salt Lake City, Nov. 28, 2015.
Four Quarterback Sacks In A Game	Colorado:	4½ (for 46), Ron Woolfork vs. Iowa in Boulder, Sept. 26, 1992.
	Opponent:	4 (for 31 yards), Vilas Fauonuku, Utah at Salt Lake City, Nov. 28, 2015.

# TEAM

Shut Out (Defensive)	Colorado:	Game: 48-0, vs. Nicholls State in Boulder, Sept. 26, 2015. Through 3rd Qtr: 37-0, vs. Colorado State in Denver, Sept. 2, 2016. At Half: 49-0, vs. Idaho State in Boulder, Sept. 10, 2016.
	Opponent:	Game: 0-48, by Stanford in Boulder, Nov. 3, 2012. Through 3rd Qtr: 0-31, by Oklahoma State at San Antonio (Alamo Bowl), Dec. 29, 2016. At Half: 0-17, by Oklahoma State at San Antonio (Alamo Bowl), Dec. 29, 2016.
Safety	Colorado:	vs. Oregon in Boulder, Oct. 22, 2011 (Terrel Smith tackled Cliff Harris in end zone).
	Opponent:	by Stanford at Palo Alto, Oct. 22, 2016 (Sefo Liufau ran out of back of end zone).
Held To No Offensive Touchdowns	Colorado:	by Washington State at Pullman, Nov. 21, 2015.
	Opponent:	Stanford at Palo Alto, Oct. 22, 2016; Oregon State in Boulder, Oct. 1, 2016.
30 First Downs In A Game	Colorado:	31, vs. Washington State in Boulder, Nov. 19, 2016.
	Opponent:	30, by Washington State at Pullman, Nov. 21, 2015.
Held Under 10 First Downs	Colorado:	9, by Washington at Santa Clara, Pac-12 Championship Game, Dec. 2, 2016.
	Opponent:	7, vs. Arizona State in Boulder, Oct. 15, 2016.
500 Yards Total Offense In A Game	Colorado:	603, vs. Washington State in Boulder, Nov. 19, 2016 (258 rush, 345 pass).
	Opponent:	527, Oklahoma State at San Antonio ( <i>Alamo Bowl</i> ), Dec. 29, 2016 (189 rush, 338 pass).
600 Yards Total Offense In A Game	Colorado:	603, vs. Washington State in Boulder, Nov. 19, 2016 (258 rush, 345 pass).
	Opponent:	616, by Arizona in Boulder, Oct. 17, 2015 (291 rush, 325 pass).
Held Under 200 Yards Total Offense In A Game	Colorado:	163, by Washington at Santa Clara, Pac-12 Championship Game, Dec. 2, 2016 (82 rush, 81 pass).
	Opponent:	199, Arizona State in Boulder, Oct. 15, 2016 (50 rush, 149 pass).
Held Under 100 Yards Total Offense In A Game	Colorado:	76, by Stanford in Boulder, Nov. 3, 2012 (-21 rush, 97 pass).
	Opponent:	96, Idaho State in Boulder, Sept. 10, 2016 (29 rush, 67 pass).
300 Yards Rushing In A Game	Colorado:	315, vs. Arizona State in Boulder, Oct. 15, 2016.
	Opponent:	361, by Oregon in Boulder, Oct. 3, 2015.
400 Yards Rushing In A Game	Colorado:	427, vs. Kansas at Lawrence, Oct. 12, 2002.
	Opponent:	405, by Arizona in Boulder, Oct. 26, 2013.
500 Yards Rushing In A Game	Colorado:	502, vs. Missouri in Boulder, Nov. 11, 2000.
	Opponent:	516, by Missouri at Columbia, Oct. 6, 1984.
Held Under 100 Yards Rushing In A Game	Colorado:	62, vs. Oklahoma State at San Antonio (Alamo Bowl), Dec. 29, 2016 (29 attempts).
	Opponent:	25, by UCLA in Boulder, Nov. 3, 2016 (30 attempts).
400 Yards Passing In A Game	Colorado:	401, vs. Arizona State at Tempe, Oct. 10, 2015.
	Opponent:	458, by California at Berkeley, Sept. 27, 2014.
500 Yards Passing In A Game	Colorado:	533, vs. NE Louisiana in Boulder, Sept. 16, 1995.
	Opponent:	523, by Fresno State at Honolulu, Dec. 25, 1993 ( <i>Aloha Bowl</i> ; only time ever vs. Colorado)
Held Under 100 Yards Passing In A Game	Colorado:	81, vs. Washington at Santa Clara, Pac-12 Championship Game, Dec. 2, 2016.
	Opponent:	67, by Idaho State in Boulder, Sept. 10, 2016.
Averaged Over Eight Yards Per Play	Colorado:	8.00, vs. Charleston Southern in Boulder, Oct. 19, 2013 (52-416).
	Opponent:	8.72, by Southern California at Los Angeles, Oct. 18, 2014 (61-532).
Held Under Three Yards Per Play	Colorado:	2.61, by Washington in Boulder, Nov. 17, 2012 (54-141).
	Opponent:	1.75, vs. Idaho State in Boulder, Sept. 26, 2015 (55-96).
Four Interception Game	Colorado:	4, vs. Texas Tech at Lubbock, Oct. 27, 2007.
	Opponent:	4, by Utah in Boulder, Nov. 23, 2012.
Five Interception Game	Colorado:	5, vs. Texas Tech at Lubbock, Nov. 1, 2003.
	Opponent:	5, by Oklahoma in Boulder, Oct. 17, 1992.
Forced Five Lost Opponent Fumbles	Colorado:	5, vs. Nebraska in Boulder, Nov. 26, 1999.
	Opponent:	5, by Oklahoma State at Stillwater, Nov. 8, 1980.
Forced Six Lost Opponent Fumbles	Colorado:	6, vs. Kansas State in Boulder, Oct. 22, 1983.
	Opponent:	6, by Nebraska at Lincoln, Oct. 25, 1975.
Forty-Minute Time of Possession Game	Colorado:	41:05, vs. UCLA at Pasadena, Oct. 31, 2015.
	Opponent:	42:20, by Missouri in Boulder, Nov. 1, 1997.
Turnover-Free Game	Colorado:	vs. Stanford at Palo Alto, Oct. 22, 2016.
	Opponent:	by Oklahoma State at San Antonio ( <i>Alamo Bowl</i> ), Dec. 29, 2016.
Did Not Punt	Colorado:	vs. Iowa State in Boulder, Nov. 19, 1994.
	Opponent:	by Washington at Seattle, Nov. 9, 2013 (just second time since 1983; Baylor in 2010).
Recovered Own Onside Kick	Colorado:	vs. Oregon at Eugene, Nov. 22, 2014 (Nelson Spruce); 0-of-last-4.
	Opponent:	by California in Boulder, Nov. 16, 2013 (0-of-last-1).



## CAREER SINGLE GAME BESTS

(for those who have regularly appeared in games)

**MICHAEL ADKINS, TB**

Rushing Attempts—22, at Hawai'i, 9/03/15  
 Rushing Yards—137, vs. Charleston Southern, 10/19/13  
 Long Run—43, vs. Washington, 11/01/14  
 Rushing TDs—4, vs. Charleston Southern, 10/19/13  
 Receptions—2, six times (last: at Hawai'i, 9/03/15)  
 Receiving Yards—63, vs. California, 11/16/13  
 Long Reception—63, vs. California, 11/16/13 (TD)  
 Receiving TDs—1, vs. California, 11/16/13

**CHIDOBE AWUZIE, CB**

Total Tackles—12, vs. Arizona, 10/26/13  
 Solo Tackles—10, twice (last: at Washington State, 11/21/15)  
 Pass Deflections—4, at Massachusetts, 9/06/14  
 Interceptions—1, thrice (last: vs. Colorado State, 9/2/16)  
 Third Down Stops—4, vs. Colorado State in Denver, 9/2/16

**BRYCE BOBO, WR**

Receptions—10, at Southern California, 10/8/16  
 Receiving Yards—110, vs. Arizona State, 10/15/16  
 Long Reception—66, vs. Arizona State, 10/15/16  
 Receiving TDs—2, vs. UCLA, 10/25/14

**BEAU BISHARAT, TB**

Rushing Attempts—8, vs. Idaho State, 9/10/16  
 Rushing Yards—19, vs. Idaho State, 9/10/16  
 Long Run—7, vs. Colorado State in Denver, 9/2/16  
 Rushing TDs—N/A

**JORDAN CARRELL, DL**

Total Tackles—10, at Utah, 11/28/15  
 Solo Tackles—7, at Utah, 11/28/15  
 QB Sacks—1½, at Oregon, 9/24/16  
 Third Down Stops—2, at Utah, 11/28/15

**TIM COLEMAN, DE**

Total Tackles—3, at Arizona, 11/12/16  
 Solo Tackles—2, 4 times (last: at Arizona, 11/12/16)  
 Third Down Stops—2, at Stanford, 10/22/16  
 QB Sacks—1, twice (last: vs. Oregon State, 10/04/14)  
 Tackles For Loss—1, thrice (last: at Stanford, 10/22/16)

**KABION ENTO, WR**

Receptions—2, thrice (last: vs. Utah, 11/26/16)  
 Receiving Yards—88, vs. Idaho State, 9/10/16  
 Long Reception—69, Idaho State, 9/10/16 (TD)  
 Receiving TDs—2, Idaho State, 9/10/16

**KYLE EVANS, TB**

Rushing Attempts—15, thrice (last: vs. Oregon St., 10/1/16)  
 Rushing Yards—61, at Oregon, 9/24/16  
 Long Run—20, vs. Colorado State in Denver, 9/2/16  
 Rushing TDs—1, 4 times (last: vs. Arizona State, 10/15/16)

**SHAY FIELDS, WR**

Receptions—8, twice (last: vs. Arizona, 10/17/15)  
 Receiving Yards—169, vs. Oregon State, 10/1/16  
 Long Reception—75, at Arizona, 11/08/14 (TD)  
 Receiving TDs—3, vs. Oregon State, 10/1/16  
 Long Run—17, vs. Colorado State, 9/19/15

**NICK FISHER, CB**

Total Tackles—6, vs. Washington State, 11/19/16  
 Solo Tackles—4, vs. Washington State, 11/19/16  
 Pass Deflections—1, vs. Washington State, 11/19/16

**JASE FRANKE, DT**

Total Tackles—5, at Hawai'i, 9/03/15  
 Solo Tackles—4, at Hawai'i, 9/03/15  
 QB Sacks—1, at Hawai'i, 9/03/15  
 Third Down Stops—1, at Utah, 11/28/15

**RICK GAMBOA, ILB**

Total Tackles—12, thrice (last: at Oregon, 9/24/16)  
 Solo Tackles—10, at Washington State, 11/21/15  
 QB Sacks—1, at Hawai'i, 9/03/15  
 Third Down Stops—2, at Oregon, 9/24/16  
 Interceptions—1, vs. Oregon State, 10/1/16 (TD)

**JORDAN GEHRKE, QB**

Pass Attempts—20, at Utah, 11/28/15  
 Pass Completions—11, at Utah, 11/28/15  
 Passing Yards—113, at Utah, 11/28/15  
 TD Passes—1, at Utah, 11/28/15  
 Long Pass—23, at Utah, 11/28/15  
 Interceptions—1, at Utah, 11/28/15  
 Rating (min 10 att.)—109.9, at Utah, 11/28/15  
 Rushing Yards—23, vs. Oregon State, 10/01/16

**JIMMIE GILBERT, OLB**

Total Tackles—8, at UCLA, 10/31/15  
 Solo Tackles—7, vs. Oregon State, 10/1/16  
 Third Down Stops—4, vs. Arizona State, 10/15/16  
 QB Sacks—2, thrice (last: at Arizona, 11/12/16)

**ADDISON GILLAM, ILB**

Total Tackles—18, vs. Oregon, 10/05/13  
 Solo Tackles—14, vs. Oregon, 10/05/13  
 Third Down Stops—4, twice (last: vs. Oregon, 10/05/13)  
 QB Sacks—1, 9 times (last: vs. Utah, 11/26/16)

**DIEGO GONZALEZ, PK**

Field Goals Made—3, twice (last: vs. CSU, 9/2/16)  
 Field Goals Attempted—4, twice (last: at UCLA, 10/31/15)  
 Long Field Goal—52, twice (last: vs. Oregon, 10/03/15)  
 PAT Made—6, vs. Massachusetts, 9/12/15  
 PAT Attempts—6, vs. Massachusetts, 9/12/15

**JOHNNY HUNTLEY, WR**

Receptions—1, vs. Idaho State, 9/10/16  
 Receiving Yards—14, vs. Idaho State, 9/10/16  
 Long Reception—14, vs. Idaho State, 9/10/16  
 Receiving TDs—N/A

**SEAN IRWIN, TE**

Receptions—3, at Utah, 11/28/15  
 Receiving Yards—52, vs. Arizona, 10/17/15  
 Long Reception—47, vs. Arizona, 10/17/15  
 Receiving TDs—1, at California, 9/27/14

**LEO JACKSON, DT**

Total Tackles—6, vs. Colorado State, 9/19/15  
 Solo Tackles—3, thrice (last: vs. Oregon State, 10/1/16)  
 QB Sacks—1, twice (last: at Oregon State, 10/24/15)  
 Third Down Stops—1, 5 times (last: at Utah, 11/28/15)

**ANTHONY JULMISSÉ, CB**

Total Tackles—3, vs. Idaho State, 9/10/16  
 Solo Tackles—3, vs. Idaho State, 9/10/16  
 Interceptions—1, vs. Idaho State, 9/10/16  
 Longest KO Return—48, vs. Washington, 12/02/16 (*Pac-12 Champ*)

**SAMSON KAFUVALU, DT**

Total Tackles—9, vs. Oklahoma State (*Alamo Bowl*), 12/29/16  
 Solo Tackles—6, vs. Washington State, 11/19/16  
 QB Sacks—1, 9 times (last: at Oregon, 9/24/16)  
 Third Down Stops—2, vs. Arizona State, 10/15/16

**DYLAN KEENEY, TE**

Receptions—3, at Washington State, 11/21/15  
 Receiving Yards—31, at Washington State, 11/21/15  
 Long Reception—23, vs. Colorado State, 9/19/15  
 Receiving TDs—N/A

**ALEX KINNEY, P**

Punts—8, twice (last: at Michigan, 9/17/16)  
 Average (*min. 5 punts*)—46.0, vs. Oregon, 10/03/15  
 Long Punt—59, at Stanford, 10/22/16  
 50-Plus—2, thrice (last: vs. Oregon State, 10/1/16)  
 Inside-the-20—3, thrice (last: at UCLA, 10/31/15)

**AFOLABI LAGUDA, S**

Total Tackles—12, at Arizona, 11/12/16  
 Solo Tackles—8, at Southern California, 10/8/16  
 Interceptions—1, vs. Arizona State, 10/15/16  
 Pass Deflections—2, vs. Utah, 11/26/16

**DONOVAN LEE, WR**

Receptions—7, at UCLA, 10/31/15  
 Receiving Yards—39, at Washington State, 11/21/15  
 Long Reception—17, at Oregon State, 10/24/15  
 Receiving TDs—1, at Oregon, 11/22/14  
 Rushing Yards—103, vs. Nicholls State, 9/26/15  
 Long Run—59, vs. Nicholls State, 9/26/15 (TD)

**DREW LEWIS, ILB**

Total Tackles—4, vs. Idaho State, 9/10/16  
 Solo Tackles—3, twice (last: vs. Oregon State, 10/11/16)  
 Third Down Stops—1, twice (last: vs. Oregon State, 10/1/16)  
 QB Sacks—1, vs. Oregon State, 10/1/16

**PHILLIP LINDSAY, TB**

Rushing Attempts—31, vs. Washington State, 11/19/16  
 Rushing Yards—219, vs. Arizona State, 10/15/16  
 Long Run—75, vs. Arizona State, 10/15/16 (TD)  
 Rushing TDs—3, twice (last: at Arizona, 11/12/16)  
 Receptions—11, vs. UCLA, 11/03/16  
 Receiving Yards—105, at Southern California, 10/8/16  
 Long Reception—67, at Southern California, 10/8/16 (TD)  
 Long Kickoff Return—51, vs. Hawai'i, 9/20/14

**SEFO LIUFAU, QB**

Pass Attempts—67, at California, 9/27/14 (*school record*)  
 Pass Completions—46, at California, 9/27/14 (*school record*)  
 Passing Yards—455, at California, 9/27/14  
 Long Pass—75, twice (vs. Arizona, 2013 & 2014, (TD, TD))  
 TD Passes—7, at California, 9/27/14 (*school record*)  
 Interceptions—3, vs. Washington, 12/02/16 (*Pac-12 Champ*)  
 Rating (min. 10 att.)—215.2, vs. Idaho State, 9/10/16

Total Offense—527, at California, 9/27/14 (*school record*)  
 Rushing Yards—108, vs. Washington State, 11/19/16

**EDDY LOPEZ, DT**

Total Tackles—2, four times (last: at Oregon, 11/22/14)  
 Solo Tackles—1, five times (last: at Oregon, 11/22/14)  
 Third Down Stops—N/A

**JAY MacINTYRE, WR**

Receptions—7, vs. Washington State, 11/19/16  
 Receiving Yards—90, vs. Washington State, 11/19/16  
 Long Reception—40, at Arizona, 11/12/16 (TD)  
 Receiving TDs—1, thrice (last: vs. Wash. State, 11/19/16)

**MICHAEL MATHEWES, DL**

Total Tackles—6, vs. Nicholls State, 9/26/15  
 Solo Tackles—5, vs. Nicholls State, 9/26/15  
 QB Sacks—1, vs. Nicholls State, 9/26/15  
 Third Down Stops—1, vs. Idaho State, 9/10/16 (4DS)

**DEREK MCCARTNEY, OLB**

Total Tackles—10, vs. Colorado State, 9/19/15  
 Solo Tackles—7, vs. USC, 11/13/15  
 Third Down Stops—2, vs. Colorado State, 9/19/15  
 QB Sacks—1, 8 times (last: vs. USC, 11/13/15)  
 QB Hurries—3, vs. Arizona, 10/17/15  
 Tackles For Loss—2, vs. USC, 11/13/15 (one sack, one TFL)  
 Interceptions—1, at Hawai'i, 9/03/15

**RYAN MOELLER, S**

Total Tackles—14, at Oregon, 11/22/14  
 Solo Tackles—14, at Oregon, 11/22/14  
 Third Down Stops—1, 5 times (last: vs. Idaho St., 9/10/16)  
 Interceptions—1, vs. Massachusetts, 9/12/15  
 Passes Broken Up—1, 5 times (last: vs. Wash., 12/02/16)

**STEVEN MONTEZ, QB**

Pass Attempts—40, at Southern California, 10/8/16  
 Pass Completions—25, at Southern California, 10/8/16  
 Passing Yards—333, at Oregon, 9/24/16  
 TD Passes—3, twice (last: vs. Oregon State, 10/1/16)  
 Long Pass—69, vs. Idaho State, 9/10/16 (TD)  
 Interceptions—2, at Oregon, 9/24/16  
 Rating (min 10 att.)—224.3, vs. Idaho State, 9/10/16

**KENNETH OLUGBODE, ILB**

Total Tackles—18, at Stanford, 10/22/16  
 Solo Tackles—14, at Arizona, 11/12/16  
 QB Sacks—1, vs. Colorado State, 9/2/16  
 Third Down Stops—3, vs. UCLA, 10/25/14; at Utah, 11/28/15  
 Interceptions—1, thrice (last: vs. UCLA, 11/3/16)

**DAVIS PRICE, PK**

Field Goals Made—2, vs. Oregon State, 10/01/16  
 Field Goals Attempted—2, vs. Oregon State, 10/01/16  
 Long Field Goal—54, vs. Oregon State, 10/01/16  
 PAT Made—7, at Arizona, 11/12/16

**DEVIN ROSS, WR**

Receptions—9, at UCLA, 10/31/15, vs. Utah, 11/26/16  
 Receiving Yards—153, at Oregon, 9/24/16  
 Long Reception—68, at Arizona State, 10/10/15 (TD)  
 Receiving TDs—2, at Michigan, 9/17/16

**CHRISTIAN SHAVER, ILB**

Total Tackles—4, vs. Nicholls State, 9/26/15  
 Solo Tackles—2, thrice (last: vs. Nicholls State, 9/26/15)  
 Third Down Stops—1, thrice (last: at Michigan, 9/17/16)  
 Quarterback Sacks—1, vs. UCLA, 11/3/16  
 Tackles For Loss—2, vs. UCLA, 11/3/16

**TEDRIC THOMPSON, S**

Total Tackles—12, vs. Oregon, 10/03/15  
 Solo Tackles—9, twice (last: at UCLA, 10/31/15)  
 Third Down Stops—4, vs. Utah, 11/26/16  
 Interceptions—2, at Stanford, 10/22/16; vs. Utah 11/26/16  
 Pass Deflections—4, vs. Utah, 11/26/16)

**JOSH TUPOU, DT**

Total Tackles—9, at Utah, 11/30/13  
 Solo Tackles—5, at Oregon, 9/24/16; vs. Utah, 11/26/16  
 QB Sacks—2, at Arizona, 11/08/14  
 Third Down Stops—1, six times (last: at Michigan, 9/17/16)

**LEE WALKER, WR**

Receptions—1, thrice last: at Stanford, 10/22/16)  
 Receiving Yards—19, vs. Nicholls State, 9/26/15  
 Long Reception—19, vs. Nicholls State, 9/26/15  
 Receiving TDs—N/A

**ANKELLO WITHERSPOON, CB**

Total Tackles—6, thrice (last: at Arizona, 11/12/16)  
 Solo Tackles—6, thrice (last: at Arizona, 11/12/16)  
 Interceptions—1, thrice (last: at Oregon, 9/24/16)  
 Pass Deflections—4, vs. Utah, 11/26/16

## FLASHBACK / MICHIGAN DEPTH CHART

It made almost every national college football show; intended for pure fun, since week three's opponent, Michigan, does not issue a depth chart, our coaches felt we should refrain from making one public this week as well. So in the interim, we had a little fun ... so here it is, preserved in the bowl notes and guide for the remainder of time:

**OFFENSE**

(Single Wing-T)

**WIDE RECEIVER (X)****A**

- 18 Elwood Blues, 6-3, 225, Sr.\*\*  
88 Jake Blues, 6-0, 250, Soph.

**THIN RECEIVER (Z)****B**

- 1 Olive Oyl, 6-2, 95, Sr.\*  
19 Manute Bol, 7-6, 220, Jr.

**LEFT TACKLE****C**

- 69 Eric Cartman, 3-5, 190, Jr.\*\*  
70 Fat Albert, 6-6, 400, Sr.-5\*\*

**LEFT GUARD****D**

- 68 Bill Lumbergh, 6-1, 190, Jr.\*\*  
75 Milton Waddams, 5-7, 295, Soph.\*

**CENTER****E**

- 00 Jim Otto, 6-2, 220, Gr.  
33 Kareem Abdul-Jabbar, 7-2, 280, Jr.

**RIGHT GUARD****F**

- 56 Gillette Sure, 6-3, 250, Soph.\*  
78 Secret Degree, 6-3, 3105, Jr.

**RIGHT TACKLE****G**

- 71 Butch Cassidy, 6-0, 185, Jr.\*\*  
64 Harry Callahan, 6-1, 190, Fr.-RS

**TIGHT END****H**

- 81 Clark W. Griswold, 6-5, 280, Sr.\*\*  
85 Roy Walley, 6-2, 180, Jr.\*\*

**QUARTERBACK****I**

- 13 Elmer Fudd, 5-2, 165, Sr.\*\*  
12 Danny DeVito, 5-3, 200, Sr.-5\*\*\*

**HALFBACK (H)****J**

- 32 Steve Hanson, 6-1, 195, Soph.\*  
33 Jack Hanson, 6-1, 195, Soph.\*  
34 Jeff Hanson, 6-1, 195, Soph.\*

**ONE-FOURTH BACK****K**

- 23 Billy Ray Valentine, 6-0, 190, Jr.\*\*  
29 Louis Winthorpe, 6-3, 225, Sr.\*\*

*A=Blues Brothers**B=Famous Skinny People**C=Stout Cartoon Characters**D=Office Space**E=Famous Centers**F=Deodorants**G=Famous Tough Guys**H=Vacation**I=Famous Short People**J=Slapshot**K=Trading Places***DEFENSE**

(4-0-7)

**DEFENSIVE END****A**

- 95 Neil Page, 6-3, 225, Sr.\*\*  
96 Del Griffith, 6-0, 350, Soph.

**NOSE TACKLE****B**

- 58 Vito Corleone, 5-10, 280, Sr.\*\*  
93 Luca Brasi, 6-6, 545, Jr.\*\*

**DEFENSIVE TACKLE****C**

- 007 James Bond, 6-2, 210, Sr.\*\*  
56 Auric Goldfinger, 6-3, 260, Jr.\*\*

**DEFENSIVE END****D**

- 90 Austin Powers, 6-0, 200, Sr.\*\*  
97 Scott Evil, 5-8, 150, Soph.

**CORNERBACK****E**

- 14 Archie Leach, 6-0, 215, Sr.\*\*  
4 Wanda Gershwitz, 5-4, 135, Jr.\*\*

**FREE SAFETY****F**

- 73 Bernie Sanders, 6-1, 215, Jr.\*\*  
21 Vladimir Lenin, 5-8, 175, Jr.\*

**COSTLY SAFETY****G**

- 31 Roy Munson, 6-1, 215, Sr.\*\*  
20 Ernie McCracken, 6-2, 195, Soph.

**ROAMER DUDE****H**

- 32 Bill Walton, 7-0, 245, Gr.  
44 The Dude Lebowski, 6-5, 255, Sr.\*\*

**STRONG SAFETY****I**

- 25 Danny Noonan, 6-1, 215, Jr.\*\*  
1 Carl Spackler, 6-1, 225, Jr.\*

**WEAK SAFETY****J**

- 8 Stewie Griffin, 1-2, 40, Fr.  
47 Peter Griffin, 6-3, 430, Jr.\*\*

**CORNERBACK****K**

- 26 Frank Drebin, 6-1, 190, Soph.\*  
23 Axel Foley, 6-2, 210, Sr.-5\*\*\*

*A=Planes, Trains & Automobiles**B=The Godfather**C=Goldfinger**D=Austin Powers, Int'l Man of Mystery**E=A Fish Called Wanda**F=Famous Socialists**G=Kingpin**H=Dudes**I=Caddyshack**J=Family Guy**K=Famous Movie Cops***SPECIALISTS****PUNTER****A**

- 27 Happy Gilmore, 6-1, 215, Soph.\*  
15 Roy McAvoy, 6-1, 210, Jr.\*\*

**PLACEKICKER / KICKOFF****B**

- 17 Scotty Smalls, 4-5, 110, Fr.  
15 Squints Palledorous, 4-6, 120, Jr.\*\*

**PUNT RETURN****C**

- 14 Lloyd Christmas, 6-0, 205, Soph.\*  
21 Harry Dunne, 6-2, 175, Soph.\*

**KICKOFF RETURN****D**

- 44 Forrest Gump, 6-0, 195, Fr.  
23 Travis Bickle, 5-9, 190, Jr.\*\*  
8 Sonny Crawford, 6-1, 185, Fr.\*

**HOLDER****E**

- 82 Frederick Frankenstein, 6-1, 195, Jr.  
9 Willie Wonka, 6-3, 190, Jr.\*

**SNAPPER (Short & Long)****F**

- 63 Nigel Tufnel, 6-2, 205, Fr.-RS  
38 David St. Hubbins, 6-2, 225, Sr.\*

**GROUPEE****G**

- 63 Abe Vigoda, 6-3, 220, Sr.  
66 Stephen Furst, 5-11, 240, Jr.\*

*A=Famous Fictional Golfers**B=Sandlot**C=Dumb & Dumber**D=Forrest Gump & Characters In Movies  
Opposite Cybill Shepherd**E=Gene Wilder characters (tribute)**F=This Is Spinal Tap**G=Famous Fish***Dude Lebowski, Roamer Back**

## PERSONNEL / DEPTH CHART

A note about CU's depth: in-season, charts *reflect* change and generally do not announce it unless there are long-term injuries.

## OFFENSE

(Multiple)

## WIDE RECEIVER (X)

- 4 Bryce Bobo, 6-2, 190, Jr.\*\*  
17 Kabion Ento, 6-3, 180, Jr.\*  
6 Johnny Huntley, 6-3, 210, Fr.\*

## WIDE RECEIVER (Z)

- 1 Shay Fields, 5-11, 180, Jr.\*\*  
17 Kabion Ento, 6-3, 180, Jr.\*  
18 Lee Walker, 6-0, 180, Soph.\*\*

## WIDE RECEIVER (H)

- 2 Devin Ross, 5-11, 185, Jr.\*\*  
14 Jay MacIntyre, 5-10, 190, Soph.\*\*  
85 Justin Jan, 6-3, 210, Fr.-RS\*

## LEFT TACKLE

- 76 Jeremy Irwin, 6-5, 295, Jr.\*\*\*  
70 Shane Callahan, 6-6, 300, Sr.-5\*\*\*  
60 Dillon Middlemiss, 6-5, 295, Fr.-RS\*

## LEFT GUARD

- 68 Gerrad Kough, 6-4, 295, Jr.\*\*  
79 Jonathan Huckins, 6-4, 295, Jr.\*\*  
75 Josh Kaiser, 6-5, 295, Soph.\*\*

## CENTER

- 74 Alex Kelley, 6-2, 305, Sr.-5\*\*\*  
53 Sully Wiefels, 6-3, 295, Sr.-5\*\*  
66 Colin Sutton, 6-5, 290, Jr.\*\*

## RIGHT GUARD

- 56 Tim Lynott Jr., 6-3, 300, Fr.-RS\*  
79 Jonathan Huckins, 6-4, 295, Jr.\*\*  
53 Sully Wiefels, 6-3, 295, Sr.-5\*\*

## RIGHT TACKLE

- 64 Aaron Haigler, 6-7, 270, Fr.-RS\* **OR**  
71 Sam Kronshage, 6-6, 295, Jr.\*\*

## TIGHT END / H-BACK (Y)

- 81 Sean Irwin, 6-3, 250, Sr.-5\*\*\*  
5 George Frazier, 6-2, 260, Jr.\*\*  
86 Dylan Keeney, 6-6, 220, Soph.\*\*  
38 Chris Hill, 6-2, 225, Sr.\*\*  
43 Chris Bounds, 6-4, 245, Fr.-RS\*

## QUARTERBACK

- 13 Sefo Liufau, 6-4, 230, Sr.\*\*\*  
12 Steven Montez, 6-5, 225, Fr.-RS\*  
7 Jordan Gehrke, 6-1, 200, Sr.-5\*\*\*

## TAILBACK

- 23 Phillip Lindsay, 5-8, 190, Jr.\*\*  
21 Kyle Evans, 5-6, 175, Soph.\*\*  
29 Donovan Lee, 5-9, 180, Jr.\*\*  
19 Michael Adkins II, 5-10, 205, Jr.\*\*\*  
35 Beau Bisharat, 6-2, 215, Fr.\*

## DEFENSE

(3-4 Base)

## DEFENSIVE END

- 92 Jordan Carrell, 6-3, 300, Sr.\*\*  
59 Timothy Coleman, 6-3, 250, Jr.\*\*  
90 Frank Umu, 6-4, 280, Fr.-RS\*

## NOSE TACKLE

- 58 Josh Tupou, 6-3, 325, Sr.-5\*\*  
56 Jase Franke, 6-3, 260, Soph.\*\*  
55 Brett Tonz, 6-3, 285, Fr.-RS\*

## DEFENSIVE END

- 54 Samson Kafovalu, 6-4, 295, Sr.-5\*\*\*  
52 Leo Jackson III, 6-3, 275, Jr.\*\*  
93 Michael Mathewes, 6-4, 260, Soph.\*\*

## OUTSIDE LINEBACKER

- 42 N.J. Faló, 6-2, 220, Soph.\*\*  
96 Terran Hasselbach, 6-1, 240, Soph.\*\*

## JACK (INSIDE) LINEBACKER

- 31 Kenneth Olugbode, 6-1 220, Sr.\*\*\*  
20 Drew Lewis, 6-2, 230, Soph.\*  
30 Ryan Severson, 5-10, 205, Sr.\*\*\*

## MIKE (INSIDE) LINEBACKER

- 32 Rick Gamboa, 6-0, 230, Soph.\*\* **OR**  
44 Addison Gillam, 6-3, 230, Jr.\*\*\*

## OUTSIDE LINEBACKER

- 98 Jimmie Gilbert, 6-5, 230, Sr.\*\*\*  
96 Terran Hasselbach, 6-1, 240, Soph.\*\*

## CORNERBACK

- 4 Chidobe Awuzie, 6-0, 205, Sr.\*\*\*  
8 Anthony Julmisse, 6-1, 185, Fr.\*  
41 Andrew Bergner, 5-11, 170, Jr.\*\*

## FREE SAFETY

- 1 Afolabi Laguda, 6-1, 205, Jr.\*\*  
25 Ryan Moeller, 6-1, 215, Jr.\*\* (also N/OLB)  
7 Nick Fisher, 6-0, 180, Soph.\*\*

## STRONG SAFETY

- 9 Tedric Thompson, 6-0, 205, Sr.\*\*\*  
7 Nick Fisher, 6-0, 180, Soph.\*\*  
22 Kyle Trego, 6-0, 190, Soph.\*

## CORNERBACK

- 23 Ahkello Witherspoon, 6-3, 195, Sr.\*\*  
26 Isaiah Oliver, 6-1, 190, Soph.\*\*

## SPECIALISTS

## PUNTER

- 89 Alex Kinney, 6-1, 205, Soph.\*  
15 Chris Graham, 6-3, 235, Jr.\*\*  
28 Cameron Silzer, 5-11, 180, Jr.

## PLACEKICKER / KICKOFF

- 49 Davis Price, 6-2, 190, Fr.\*  
15 Chris Graham, 6-3, 240, Jr.\*\*\* (KO#1)  
89 Alex Kinney, 6-1, 205, Soph.\*\*

## PUNT RETURN

- 26 Isaiah Oliver, 6-1, 190, Soph.\*\*  
14 Jay MacIntyre, 5-10, 185, Soph.\*\*  
21 Kyle Evans, 5-6, 175, Soph.\*\*

## KICKOFF RETURN

- 8 Anthony Julmisse, 6-1, 185, Fr.\*\*  
23 Phillip Lindsay, 5-8, 190, Jr.\*\*  
21 Kyle Evans, 5-6, 175, Soph.\*\*

## HOLDER

- 82 Robert Orban, 6-6, 195, Jr.\*\*  
89 Alex Kinney, 6-1, 205, Soph.\*\*

## SNAPPER (Short &amp; Long)

- 63 J.T. Bale, 6-2, 205, Fr.-RS\*  
38 Chris Hill, 6-2, 225, Sr.\*\*

## INJURED / • — OUT FOR 2016 SEASON

- 10 • Diego Gonzalez, 6-0, 215, Sr.-5\*\*\* (*Achilles*)  
46 • Trent Headley, OLB, 6-2, 225, Jr. (*shoulder*)  
78 John Lisella, OL, 6-4, 280, Soph.\* (*hypertension*)  
95 • Derek McCartney, OLB, 6-3, 250, Jr.\*\*\* (*knee*)  
73 Isaac Miller, 6-7, 280, Fr.-RS (*knee*)  
39 • Jaisen Sanchez, S, 6-1, 200, Soph.\* (*knee*)  
9 • Juwann Winfree, WR, 6-3, 205, Jr. (*knee*)

(L)—throws or kicks left-handed/footed.

**Seniors (23):** Listing with a (-5) indicates fifth-year senior (13); the others (10) are fourth-year seniors. *Four fourth-year juniors have declared this their senior season.*

**OR**—indicates those listed are considered even (co-first/second/third team status);

**ITALICS**—Players listed in *italics* left the previous game with an injury and their status is questionable.

(Heights and weights as of August 6, 2016)

By popular demand:  
THIS WEEK'S CELEBRITY DEPTH

## MINNOW BACK

- 10 Willy Gilligan, 6-0, 135, Jr.\*\*  
62 Jonas Grumby, 6-0, 265, Sr.\*\*\*



\*—denotes number of letters earned through 2015; *Injured players listed in italics (status questionable or doubtful—not out for an extended time; probables listed as normal).*

## CAPTAINS:

- 5 George Frazier, TE/HB 13 Sefo Liufau, QB  
76 Jeremy Irwin, OT 31 Kenneth Olugbode, ILB  
23 Phillip Lindsay, TB



**COLORADO FOOTBALL / ALPHABETICAL ROSTER**
*(as of December 2 a.m.)*

No.	Player	Pos.	Ht.	Wt.	Class	Exp.	Hometown (High School/Previous College)	Status
19	ADKINS II, Michael	TB	5-10	205	Jr.	4L	San Diego, Calif. (Helix)	S 2/2
4	AWUZIE, Chidobe	DB	6- 0	205	Sr.	4L	San Jose, Calif. (Oak Grove)	S 2/1
84	BAGBY, David	WR	6- 0	180	Sr.	1L	San Diego, Calif. (Torrey Pines/Arizona)	WO 1/1
63	BALE, J.T.	SN	6- 2	205	Fr.	1L	La Mirada, Calif. (La Mirada)	WO 4/4
69	BANDI, Mo	OL	6- 5	270	Fr.	VR	Longmont, Colo. (Niwot)	WO 4/4
57	BENNION, Sam	OLB	6- 5	230	Fr.	RS	North Logan, Utah (Logan)	S 5/4
41	BERGNER, Andrew	CB	5-11	170	Jr.	2L	Parker, Colo. (Legend/Arizona State)	WO 2/2
35	BISHARAT, Beau	TB	6- 2	215	Fr.	1L	Sacramento, Calif. (Jesuit)	S 5/4
2	BLACKMON, Ronnie	DB	5-10	180	Fr.	RS	Atlanta, Ga. (Westlake)	S 5/4
99	BOATMAN, Brian	TE	6- 3	225	Sr.	2L	Centennial, Colo. (Kent Denver)	WO 2/2
4	BOBO, Bryce	WR	6- 2	190	Jr.	3L	Covina, Calif. (Charter Oak)	S 2/2
43	BOUNDS, Chris	TE	6- 4	245	Fr.	1L	Thousand Oaks, Calif. (Chaminade College Prep)	S 4/4
70	CALLAHAN, Shane	OL	6- 6	300	Sr.	3L	Parker, Colo. (Chaparral/Auburn)	S 1/1
92	CARRELL, Jordan	DE	6- 3	300	Sr.	2L	Roseville, Calif. (Roseville/ American River College)	S 2/1
94	CARROLL, Ellis	ILB	6- 1	220	Fr.	RS	Boulder, Colo. (Boulder)	WO 5/4
87	COCHRANE, Xavier	WR	5- 9	170	So.	1L	Phoenix, Ariz. (Mountain Pointe)	WO 3/3
80	COLEMAN, Derek	TE	6- 5	215	Fr.	RS	Broomfield, Colo. (Legacy)	WO 5/4
59	COLEMAN, Timothy Jr.	DE	6- 3	250	Jr.	3L	Denver, Colo. (Mullen)	S 2/2
37	COOPER, Lucas	DB	5-10	180	Fr.	1L	Palos Verdes, Calif. (Palos Verdes)	WO 4/4
89	DEMENT, Kevin	WR	5-11	180	So.	VR	Centennial, Colo. (Arapahoe)	WO 3/3
17	ENTO, Kabion	WR	6- 3	180	Jr.	1L	Pine Bluff, Ark. (Dollarway/East Central [Miss.] CC)	S 3/2
21	EVANS, Kyle	TB	5- 6	175	So.	2L	San Jose, Calif. (Archbishop Mitty)	S 3/3
42	FALO, N.J.	OLB	6- 2	220	So.	2L	Sacramento, Calif. (Inderkum)	S 4/3
1	FIELDS, Shay	WR	5-11	180	Jr.	3L	Bellflower, Calif. (St. John Bosco)	S 3/2
7	FISHER, Nick	DB	6- 0	180	So.	2L	Temecula, Calif. (Great Oak)	S 4/3
56	FRANKE, Jase	DT	6- 3	260	So.	2L	Camarillo, Calif. (St. Bonaventure)	S 3/3
5	FRAZIER, George	TE/HB	6- 2	260	Jr.	3L	Monrovia, Calif. (Monrovia)	S 2/2
88	GALLOWAY, Danny	WR	6- 0	200	Jr.	1L	Lone Tree, Colo. (Highlands Ranch/Willamette)	WO 2/2
32	GAMBOA, Rick	ILB	6- 0	230	So.	2L	Sylmar, Calif. (Chaminade College Prep)	S 3/3
7	GEHRKE, Jordan	QB	6- 1	200	Sr.	3L	Scottsdale, Ariz. (Notre Dame Prep/Scottsdale CC)	S 1/1
98	GILBERT, Jimmie	OLB	6- 5	230	Sr.	4L	College Station, Texas (A&M Consolidated)	S 2/1
44	GILLAM, Addison	ILB	6- 3	230	Jr.	4L	Palo Cedro, Calif. (Foothill)	S 2/2
10	GORDON, Dino	TB	5-11	210	Fr.	VR	Compton, Calif. (Millikan)	S 4/4
15	GRAHAM, Chris	PK	6- 3	235	Jr.	3L	Burlingame, Calif. (Burlingame)	S 2/2
83	GRUNDMAN, Sean	WR	6- 2	205	Jr.	1L	Monument, Colo. (Lewis-Palmer/Western State)	WO 2/2
45	GRZESIEK, Tanner	TB	5-10	200	Jr.	VR	Colorado Springs, Colo. (Classical Academy/UCCS)	WO 2/2
64	HAIGLER, Aaron	OL	6- 7	270	Fr.	1L	Northridge, Calif. (Notre Dame)	S 4/4
27	HALL, Joseph	WR	5- 9	170	Jr.	2L	San Luis Obispo, Calif. (Mission Prep)	WO 2/2
96	HASSELBACH, Terran	OLB	6- 1	240	So.	2L	Parker, Colo. (Regis)	S 3/3
38	HILL, Chris	TE/HB	6- 2	225	Sr.	2L	Highlands Ranch, Colo. (Mountain Vista)	S 2/2
99	HOWARD, Aaron	OLB	6- 1	230	Sr.	3L	Denver, Colo. (East/Willamette)	S 1/1
79	HUCKINS, Jonathan	OL	6- 4	285	Jr.	3L	The Woodlands, Texas (The Woodlands)	S 2/2
29	HUDSON, Uryan	DB	5- 9	150	Fr.	RS	Manvel, Texas (Manvel)	WO 5/4
6	HUNTLEY III, Johnny	WR	6- 3	210	Fr.	1L	Plantation, Fla. (South Plantation)	S 5/4
76	IRWIN, Jeromy	OL	6- 5	295	Jr.	4L	Cypress, Texas (Cypress Fairbanks)	S 2/2
81	IRWIN, Sean	TE	6- 3	250	Sr.	4L	Cypress, Texas (Cypress Fairbanks)	S 1/1
52	JACKSON III, Leo	DE	6- 3	275	Jr.	2L	Decatur, Ga. (North Atlanta/Foothill College)	S 2/2
85	JAN, Justin	WR	6- 3	210	Fr.	1L	Chandler, Ariz. (Chandler)	S 4/4
36	JONES, Akil	LB	6- 0	220	Fr.	RS	San Jose, Calif. (Valley Christian)	S 5/4
8	JULMISSE, Anthony	DB	6- 1	185	Fr.	1L	Plantation, Fla. (South Plantation)	S 5/4
54	KAFOVALU, Samson	DT	6- 4	295	Sr.	4L	Riverside, Calif. (Arlington)	S 1/1
75	KAISER, Josh	OL	6- 5	295	So.	2L	Mission Viejo, Calif. (Mission Viejo)	S 3/3
86	KEENEY, Dylan	TE/HB	6- 6	220	So.	2L	Granite Bay, Calif. (Granite Bay)	S 3/3
74	KELLEY, Alex	C	6- 2	310	Sr.	4L	Oceanside, Calif. (Vista)	S 1/1
89	KINNEY, Alex	P	6- 1	205	So.	2L	Fort Collins, Colo. (Rocky Mountain)	S 4/3
68	KOUGH, Gerrad	OL	6- 4	295	Jr.	3L	Pomona, Calif. (Pomona)	S 2/2
71	KRONSHAGE, Sam	OL	6- 6	295	Jr.	3L	The Woodlands, Texas (The Woodlands)	S 2/2
1	LAGUDA, Afolabi	DB	6- 1	205	Jr.	2L	Snellville, Ga. (Brookwood/Butler CC)	S 2/2
29	LEE, Donovan	TB	5- 9	180	Jr.	3L	West Hills, Calif. (Chaminade College Prep)	S 3/2
20	LEWIS, Drew	LB	6- 2	230	So.	1L	Sammamish, Wash. (Eastlake/Washington/Coffeyville)	S 3/3
23	LINDSAY, Phillip	TB	5- 8	190	Jr.	3L	Aurora, Colo. (Denver South)	S 2/2
78	LISELLA II, John	OL	6- 4	280	So.	1L	Littleton, Colo. (Columbine)	S 3/3
13	LIUFAU, Sefo	QB	6- 4	230	Sr.	4L	Tacoma, Wash. (Bellarmine Prep)	S 2/1
91	LOPEZ, Eddy	DT	6- 3	310	So.	2L	El Paso, Texas (Coronado)	S 3/3
56	LYNOTT, Tim Jr.	OL	6- 3	300	Fr.	1L	Parker, Colo. (Regis)	S 4/4
14	MacINTYRE, Jay	WR	5-10	190	So.	2L	Boulder, Colo. (Monarch)	S 3/3
34	MAKA, Pookie	OLB	6- 3	205	Fr.	RS	Salt Lake City, Utah (Cottonwood)	S 5/4

-continued-



Colorado Alphabetical Roster, continued...

No.	Player	Pos.	Ht.	Wt.	Class	Exp.	Hometown (High School/Previous College)	Status
17	MARKSBERRY, Casey	QB	6- 3	180	Fr.	RS	Gwinnett, Ga. (Waunakee)	WO 5/4
93	MATHEWES, Michael	DE	6- 4	260	So.	2L	Mission Viejo, Calif. (Mission Viejo)	S 3/3
16	McGARRY, Tyler	QB	6- 0	205	Fr.	RS	Studio City, Calif. (Notre Dame)	WO 4/4
51	MEEK, Bryan	LB	6- 0	215	Jr.	RS	Niwot, Colo. (Niwot/Air Force)	WO 2/2
60	MIDDLEMISS, Dillon	OL	6- 5	295	Fr.	1L	Arvada, Colo. (Pomona)	S 4/4
73	MILLER, Isaac	OL	6- 7	280	Fr.	VR	Longmont, Colo. (Silver Creek)	S 4/4
25	MOELLER, Ryan	DB	6- 1	215	Jr.	3L	Rifle, Colo. (Rifle)	S 2/2
12	MONTEZ, Steven	QB	6- 5	225	Fr.	1L	El Paso, Texas (Del Valle)	S 4/4
15	NOYER, Sam	QB	6- 4	215	Fr.	RS	Beaverton, Ore. (Beaverton)	S 5/4
26	OLIVER, Isaiah	DB	6- 1	190	So.	2L	Goodyear, Ariz. (Brophy Prep)	S 4/3
31	OLUGBODE, Kenneth	ILB	6- 1	220	Sr.	4L	San Jose, Calif. (Bellarmine Prep)	S 2/1
82	ORBAN, Robert	WR	6- 6	195	Jr.	2L	Denver, Colo. (Regis)	WO 2/2
9	PATTERSON, T.J.	QB	6- 3	185	Jr.	VR	Boulder, Colo. (Boulder/Wyoming)	WO 2/2
95	PORTER, Nick	P/PK	6- 0	185	Fr.	VR	Louisville, Colo. (Fairview)	WO 4/4
49	PRICE, Davis	PK	6- 2	190	Fr.	1L	Evergreen, Colo. (Evergreen)	WO 5/4
3	RAKESTRAW, Derrion	WR	6- 2	175	Fr.	RS	Woodstock, Ga. (Sequoyah)	S 5/4
3	RIPPY, Deaysean	OLB	6- 2	240	Sr.	2L	McKees Rocks, Pa. (Sto-Rox/Univ. of Pittsburgh)	S 1/1
90	ROBERTS, Terriek	DE/OT	6- 6	255	Fr.	RS	Denver, Colo. (South)	S 5/4
2	ROSS, Devin	WR	5-11	185	Jr.	3L	Altadena, Calif. (Bishop Alemany)	S 2/2
33	SANDERS, Chase	S	6- 0	185	Fr.	RS	Jupiter, Fla. (Jupiter)	WO 5/4
30	SEVERSON, Ryan	ILB	5-10	205	Sr.	4L	San Jose, Calif. (Valley Christian)	S 2/1
65	SHAW, Austin	LS	6- 4	220	Fr.	RS	Austin, Texas (Regents School)	WO 4/4
28	SILZER, Cameron	P	5-11	180	Jr.	VR	Templeton, Calif. (Templeton/Grossmont/Cuesta)	WO 2/2
61	SMITH, Kolter	OL	6- 2	280	Fr.	RS	Edmond, Okla. (Deer Creek)	WO 5/4
45	STOLTENBERG, Jacob	LB	6- 0	230	Fr.	RS	Sugar Land, Texas (Clements)	WO 5/4
66	SUTTON, Colin	OL	6- 5	290	Jr.	2L	Foothill Ranch, Calif. (Orange Lutheran)	S 2/2
27	TALIANKO, Travis	OLB	6- 1	215	Sr.	2L	Sierra Madre, Calif. (St. Francis/San Jose State/College of the Canyons)	S 1/1
28	TALLEY, Daniel	DB	6- 2	210	So.	1L	Aurora, Colo. (Regis/CSU-Pueblo)	WO 3/3
9	THOMPSON, Tedric	DB	6- 1	205	Sr.	4L	Valencia, Calif. (Valencia)	S 2/1
55	TONZ, Brett	DE	6- 3	285	Fr.	1L	Peoria, Ariz. (Centennial)	S 4/4
22	TREGO, Kyle	DB	6- 0	190	So.	1L	Discovery Bay, Calif. (Liberty/Diablo Valley College)	S 4/3
48	TUGGLE, Joey	TB	5- 7	185	Jr.	1L	Aurora, Colo. (Smoky Hill)	WO 2/2
72	TUJLOMA, Lyle	DT	6- 3	305	Fr.	1L	Nanakuli, Hawai'i (Nanakuli)	S 4/4
58	TUPOU, Josh	DT	6- 3	325	Sr.	4L	Buena Park, Calif. (Buena Park)	S 1/1
5	UDOFFIA, Trey	DB	6- 0	185	Fr.	RS	Loomis, Calif. (Del Oro)	S 5/4
90	UMU, Frank	DE	6- 4	280	Fr.	1L	Littleton, Colo. (Heritage)	S 4/4
77	VAUGHN, Hunter	OL	6- 7	290	Fr.	RS	Parker, Colo. (Legend)	S 5/4
18	WALKER, Lee	WR	6- 0	180	So.	2L	San Diego, Calif. (James Madison)	S 3/3
53	WIEFELS, Sully	OL	6- 3	305	Sr.	2L	Eagle, Idaho (Eagle/American River College)	S 1/1
23	WITHERSPOON, Ahkello	DB	6- 3	195	Sr.	3L	Sacramento, Calif. (Christian Brothers/Sacramento City CC)	S 2/1

Heights and weights recorded as of August 6, 2016. **EXPERIENCE KEY:** #L—indicates number of letters earned through 2016; HS—high school; JC—junior college transfer; RS—freshman redshirt in 2015; TR—transfer; VR—varsity reserve performer. **STATUS KEY (Fall):** S—scholarship, WO—walk-on; #/#—clock at start of 2016 season, i.e., 2/1: two years to play one in eligibility. Note: Boatman & Hill are fourth-year juniors declaring senior status.

### Inactive Roster Players (Injured/Ineligible/Etc.)

No.	Player	Pos.	Ht.	Wt.	Class	Exp.	Hometown (High School/Previous College)	Reason	Status
16	AWINI, Jaleel	WR	6- 2	215	Sr.	2L	Aurora, Colo. (Rangeview/Air Force)	Suspended	S 1/1
62	EGGERS, Justin	OL	6- 5	310	Fr.	TR	Marshall, Wis. (Marshall/Western Illinois)	Transfer	WO 4/4
10	GONZALEZ, Diego	PK	6- 0	215	Sr.	3L	Monterrey, MEXICO (Prepa Tec/Monterrey Tech)	Injured (Achilles)	S 1/1
46	HEADLEY, Trent	OLB	6- 2	225	Jr.	VR	Littleton, Colo. (Columbine/Metro State)	Injured (shoulder)	WO 2/2
95	MCCARTNEY, Derek	OLB	6- 3	250	Jr.	3L	Westminster, Colo. (Faith Christian)	Injured (knee)	S 2/2
39	SANCHEZ, Jaisen	DB	6- 1	200	So.	1L	Kapolei, Hawai'i (St. Louis)	Injured (knee)	S 3/3
47	SHAVER, Christian	OLB	6- 3	230	Jr.	3L	Sandy, Utah (Jordan)		S 3/2
9	WINFREE, Juwann	WR	6- 3	205	Jr.	JC	Englewood, N.J. (Dwight Morrow/Maryland/Coffeyville)	(knee)	S 3/2

### Grayshirt Candidates

No.	Player	Pos.	Ht.	Wt.	Class	Exp.	Hometown (High School/Previous College)	Status
....	LYTLE, Chance	OT	6- 7	290	Fr.	HS	San Antonio, Texas (Churchill)	S 5/4
....	PURSELL, Colby	OL	6- 4	290	Fr.	HS	Valencia, Calif. (Hart)	S 5/4

**2016 COACHING STAFF:** Head Coach: Mike MacIntyre. Assistant Coaches: Jim Leavitt (DC/LB), Brian Lindgren (OC/QB), Darrin Chiaverini (co-OC/WR), Klayton Adams (OL), Gary Bernardi (TE/HB), Charles Clark (CB), Darian Hagan (RB), Jim Jeffcoat (DL), Joe Tumpkin (S), Drew Wilson (S&C).  
**Grad Assistants:** Corey Edsall, John Hughes, Peter Tuitupou, Chidera Uzo-Diribe.

**2016 TEAM CAPTAINS:** HB George Frazier (#5), OT Jeromy Irwin (#76), TB Phillip Lindsay (#23), QB Sefo Liufau (#13), ILB Kenneth Olugbode (#31).

# FINAL 2016 UNIVERSITY OF COLORADO BUFFALO FOOTBALL STATISTICS

Won 10, Lost 3 (8-1 Pac-12)

RESULTS/Attendance (◆—Pac-12 Game)		Result	Time	Attendance
S 2	Colorado State (N; Denver).....	W 44-7	3:22	69,850
S 10	IDAHO STATE.....	W 56-7	3:13	39,505
S 17	at Michigan.....	L 28-45	3:22	110,042
S 24	◆ at Oregon.....	W 41-38	3:32	53,974
O 1	◆ OREGON STATE.....	W 47-6	3:18	46,839
O 8	◆ at Southern California.....	L 17-21	3:17	68,302
O 15	◆ ARIZONA STATE.....	W 40-16	3:14	48,588
O 22	◆ at Stanford.....	W 10-5	2:58	44,535
N 3	◆ UCLA (N).....	W 20-10	3:28	43,761
N 12	◆ at Arizona.....	W 49-24	3:24	41,068
N 19	◆ WASHINGTON STATE.....	W 38-24	3:24	48,658
N 26	◆ UTAH.....	W 27-22	3:33	52,301
D 2	Washington (P12 Champ).....	L 10-41	3:16	47,118

SCORE-BY-QUARTERS	1	2	3	4	OT	—	Total
COLORADO.....	127	136	88	76	0	—	427
Opponents.....	69	63	75	59	0	—	266

TEAM STATISTICS	Colorado	Opponents
FIRST DOWNS.....	310	222
by rushing.....	143	92
by passing.....	138	112
by penalty.....	29	18
FIRST DOWN PLAYS/YARDS.....	451/2696	384/1938
average gain on first down.....	5.98	5.05
THIRD DOWN EFFICIENCY.....	98-220	65-206
percentage.....	44.5	31.6
FOURTH DOWN EFFICIENCY.....	7-16	8-19
percentage.....	43.8	42.1
RUSHING ATTEMPTS.....	606	471
yards gained.....	2785	2269
yards lost.....	290	373
NET RUSHING YARDS.....	2495	1896
average per rush.....	4.12	4.03
average per game.....	191.9	145.8
PASSING ATTEMPTS.....	431	439
passes completed.....	267	212
had intercepted.....	10	15
completion percentage.....	61.9	48.3
efficiency rating.....	137.8	98.1
NET PASSING YARDS.....	3307	2372
average per attempt.....	7.67	5.40
average per completion.....	12.4	11.2
average per game.....	254.4	182.5
TOTAL OFFENSIVE PLAYS.....	1037	910
TOTAL NET YARDS.....	5802	4268
AVERAGE GAIN PER PLAY.....	5.59	4.69
AVERAGE PER GAME.....	446.3	328.3
FUMBLES-LOST.....	19-9	22-11
PENALTIES/YARDS.....	71/626	76/682
Offensive.....	31/210	37/255
Defensive.....	26/278	25/296
Special Teams.....	13/123	14/131
Bench/Fans/NCAA Unsportsmanlike.....	1/15	0/0
TURNOVERS (Margin: +7/+0.54).....	19	26
TOTAL RETURN YARDS.....	546	517
Punt Returns: No-Yards.....	31-316	26-341
Interceptions: No-Yards.....	15-203	10-110
Misc. (Fumble/Blk. FG) Returns.....	3-37	2-66
KICKOFF RETURNS: No-Yards.....	21-484	35-923
average per return.....	23.0	26.4
PUNTS.....	68	84
yards.....	2716	3595
gross average.....	39.9	42.8
yard deductions: returns/touchbacks.....	341/80	316/120
net yards.....	2295	3159
net average.....	33.8	37.6
DEFENSIVE/tackles for loss.....	64-362	71-260
quarterback sacks/yards.....	36/290	28/169
quarterback hurries.....	79	55
passes broken up.....	92	41
forced fumbles (ST).....	19 (3)	12 (0)
BLOCKED KICKS (Special Teams).....	1	4
TIME OF POSSESSION.....	404:17	375:43
average per game.....	31:06	28:54
TIME SPENT IN THE LEAD (tied 133:33).....	457:20	189:07
TIMES PENETRATED OPPONENT 20.....	57	41
scores/td,fg.....	51/37,14	31/21,10
GOAL-TO-GO SITUATIONS.....	30	20
scores/td,fg.....	27/22,5	18/14,4
TOTAL DRIVES.....	181	183
drives ended by: TD.....	50	27
FG Made/FG Miss.....	17/8	16/10
Punt/Downs.....	68/8	84/9
TO/SAF/Clock.....	17/1/12	26/0/11
TOTAL POINTS.....	427	266
average per game.....	32.8	20.5

## RUSHING

Player	G	Att	Gain	Loss	NET	—avg. per—		TD	Long	20+	10+	5+	high
						att.	game						
Phillip Lindsay.....	13	230	1214	25	1,189	5.17	91.5	16	75t	9	33	90	219
Sefo Liufau.....	11	152	637	141	496	3.26	45.1	7	25	2	17	54	108
Kyle Evans.....	13	84	357	11	346	4.12	26.6	3	20	1	8	32	61
Steven Montez.....	10	51	288	57	231	4.53	23.1	1	32	2	10	22	135
Donovan Lee.....	10	28	108	11	97	3.46	9.7	0	21	1	3	10	41
Beau Bisharat.....	13	15	46	1	45	3.00	3.5	0	7	0	0	5	19
Troy Lewis.....	1	9	33	0	33	3.67	33.0	0	17	0	1	1	33
Michael Adkins II.....	3	10	34	4	30	3.00	13.5	1	16	0	1	2	31
Jordan Gehrke.....	3	1	23	0	23	23.00	7.7	0	23	1	1	1	23
Shay Fields.....	13	1	12	0	12	12.00	0.9	0	12	0	1	1	12
Jay MacIntyre.....	13	3	11	0	11	3.67	0.8	0	5	0	0	1	5
Anthony Julmisse.....	13	1	10	0	10	10.00	0.8	0	10	0	1	1	10
Devin Ross.....	13	3	12	2	10	3.33	0.8	0	8	0	0	1	8
Alex Kelley.....	12	0	0	0	0	.....	.....	1	-	.....	.....	.....	.....
Team (k-downs, snaps).....	13	18	0	38	-38	.....	.....	.....	-	.....	.....	.....	.....

## PASSING

Player	G	Att	Com	Int	Pct	Yards	—avg. per—		TD	Long	HT	Sacked	TOTAL OFFENSE	
							att.	comp.					Att.	Yards
Sefo Liufau.....	11	290-182-6	(4)	62.8	2171	7.5	11.9	11	70t	37	20/112	442	2667	6.0
Steven Montez.....	10	131-79-4	(0)	60.3	1017	7.8	12.9	9	69t	17	8/57	182	1248	6.9
Bryce Bobo.....	12	1-1-0	(0)	100.0	67	67.0	67.0	1	67t	0	0/0	1	67	67.0
Jordan Gehrke.....	3	7-4-0	(0)	57.1	38	5.4	9.5	0	14	1	0/0	8	61	7.6
Jay MacIntyre.....	13	2-1-0	(0)	50.0	14	7.0	14.0	0	14	0	0/0	3	17	5.7
Team (spiked passes).....	0-0-0	.....	0.0	.....	.....	.....	.....	.....	0	0/0	0/0	18	-38	-2.1

NCAA Ratings: Liufau 134.0, Montez 142.1, Gehrke 102.7, Bobo 992.8, MacIntyre 108.8.

Passes w/o INT: Gehrke 28, Montez 13, Liufau 3 (T—interceptions that were tipped; HT—hurried throws)

## RECEIVING

Player	G	No.	Yards	rec.	game	TD	Long	20+	10+	rec	yards
Devin Ross.....	13	66	765	11.6	58.8	5	61	8	26	9	8-153
Shay Fields.....	13	52	845	16.3	65.0	9	70t	11	25	7	7-169
Phillip Lindsay.....	13	47	390	8.3	30.0	1	67t	3	12	11	6-105
Bryce Bobo.....	12	41	523	12.8	43.6	2	66	7	18	10	6-110
Jay MacIntyre.....	13	30	390	13.0	30.0	1	40t	7	15	7	7-90
Kabion Ento.....	13	8	174	21.8	13.4	2	69t	2	7	2	2-88
Kyle Evans.....	13	8	114	14.3	8.8	0	32	3	5	3	3-37
Donovan Lee.....	10	7	38	5.4	3.8	0	13	0	2	2	1-13
Johnny Huntley.....	12	1	14	14.0	1.2	0	14	0	1	1	1-14
Sefo Liufau.....	11	1	14	14.0	1.3	0	14	0	1	1	1-14
Lee Walker.....	7	1	13	13.0	1.9	0	13	0	1	1	1-13
Dylan Keeney.....	11	1	8	8.0	0.7	0	8	0	0	1	1-8
Chris Bounds.....	11	1	8	8.0	0.7	0	8	0	0	1	1-8
Joseph Hall.....	1	1	6	6.0	6.0	0	6	0	0	1	1-6
Chris Hill.....	8	1	4	4.0	0.5	1	4t	0	0	1	1-4
Michael Adkins II.....	3	1	1	1.0	0.3	0	1	0	0	1	1-1

## SCORING

SCORING		Touchdowns-----				2Pt.						
Player	G	Total	Rush	Rec.	Ret.	PAT	EP-EPA	FG-FGA	Saf	DEX	PTS	
Phillip Lindsay.....	13	17	16	1	0	0-0	0-0	0-0	--	--	102	
Shay Fields.....	13	9	0	9	0	0-0	0-0	0-0	--	--	54	
Sefo Liufau.....	11	7	7	0	0	0-0	0-0	0-0	--	--	42	
Chris Graham.....	11	0	0	0	0	0-0	8-10	10-14	--	--	38	
Davis Price.....	8	0	0	0	0	0-0	26-27	4-6	--	--	38	
Devin Ross.....	13	5	0	5	0	0-0	0-0	0-0	--	--	30	
Diego Gonzalez.....	3	0	0	0	0	0-0	16-16	3-4	--	--	25	
Kyle Evans.....	13	3	3	0	0	0-0	0-0	0-0	--	--	18	
Bryce Bobo.....	12	2	0	2	0	1-0	0-0	0-0	--	--	14	
Kabion Ento.....	13	2	0	2	0	0-0	0-0	0-0	--	--	12	
Michael Adkins.....	3	1	1	0	0	0-0	0-0	0-0	--	--	6	
Chris Hill.....	8	1	0	1	0	0-0	0-0	0-0	--	--	6	
Alex Kelley.....	12	1	1	0	0	0-0	0-0	0-0	--	--	6	
Jay MacIntyre.....	13	1	0	1	0	0-0	0-0	0-0	--	--	6	
Steven Montez.....	10	1	1	0	0	0-1	0-0	0-0	--	--	6	
Rick Gamboa.....	13	1	0	0	1	0-0	0-0	0-0	--	--	6	
Derek McCartney.....	3	1	0	0	1	0-0	0-0	0-0	--	--	6	
Isaiah Oliver.....	13	1	0	0	1	0-0	0-0	0-0	--	--	6	
Kenneth Olugbode.....	13	0	0	0	1	0-0	0-0	0-0	--	--	6	
Alex Kinney.....	13	0	0	0	0	0-0	0-0	0-1	--	--	0	
COLORADO.....	13	54	29	21	4	1-1	50-53	17-25	0	0	427	
Opponents.....	13	31	12	15	4	0-1	30-30	16-26	1	0	266	

## PUNTING

Player	G	No.	Yards	Avg.	Long	In		had	Ret.	Net	Net
						20	50+				
Alex Kinney.....	13	66	2723	41.26	59	15	8	4	1	308	2335
Team.....	13	2	-7	-3.50	0	0	0	0	-	33	-40
COLORADO.....	13	68	2716	39.94	59	15	8	4	1	341	2295
Opponents.....	13	84	3595	42.80	76	29	22	6	0	316	3159

## FIELD GOALS

FIELD GOALS	G	10-19	20-29	30-39	40-49	50-59	60+	Total	Pct.	Long
Chris Graham .....	11	1-1	5-6	3-4	1-3	0-0	0-0	10-14	71.4	46
(-) (40wl) (-) (24.33) (-) (-) (36) (42wl,28wr, 23) (21.37, 36blk) (-) (46) (25.19) (24)										
Davis Price .....	8	0-0	2-2	0-2	1-1	1-1	0-0	4- 6	66.7	54
(-) (-) (-) (-) (22.54) (42) (20, 33wr) (-) (-) (-) (-) (-)										
Diego Gonzalez .....	3	0-0	2-2	1-2	0-0	0-0	0-0	3- 4	75.0	30
(30.29,22) (-) (36wr) (-) (-) (-) (-) (-) (-) (-) (-) (-)										
Alex Kinney.....	13	0-0	0-0	0-1	0-0	0-0	0-0	0- 1	0.0	--
(-) (-) (-) (-) (-) (-) (-) (31wr) (-) (-) (-) (-) (-)										
Opponents .....	13	0-0	8-9	2-4	3-8	3-5	0-0	16-26	61.5	59

Colorado Football Statistics / 2-2-2

DEFENSIVE

Pos	Player	G	Plays	Tackles				Avg.	For Loss		Miscellaneous									
				UT	AT	TOTAL			Sacks	Other	TZ	3DS	QBP	QCD	FR	FF	PBU			
LB	Kenneth Olugbode.....	13	857	90	40	130	10.0	2½-16	4-6	6	10	5	3	3	1	0				
LB	Rick Gamboa.....	13	499	42	37	79	6.1	0-0	3-10	1	8	1	0	1	1	4				
DB	Tedric Thompson.....	13	854	47	28	75	5.8	0-0	3-13	1	15	3	0	0	0	18				
DB	Afolabi Laguda.....	13	792	49	31	80	6.2	0-0	2-6	3	3	1	0	1	1	6				
LB	Addison Gillam.....	13	393	47	19	66	5.1	4-32	2-2	1	5	7	1	1	1	3				
DB	Chidobe Awuzie.....	13	849	48	12	60	4.6	4-29	2-3	3	19	4	0	1	2	13				
LB	Jimmie Gilbert.....	13	766	37	14	51	3.9	10½-101	3-11	2	22	16	6	0	6	3				
DT	Jordan Carrell.....	13	695	34	17	51	3.9	5½-48	1-1	2	5	13	2	1	0	0				
DT	Josh Tupou.....	13	520	27	22	49	3.8	1½-8	2-2	3	1	10	1	0	0	0				
DL	Samson Kafovalu.....	13	631	29	19	48	3.7	2½-15	0-0	5	5	10	2	0	0	0				
DB	Ryan Moeller.....	13	448	27	17	44	3.4	0-0	4-7	1	1	1	0	0	2	2				
DB	Isaiah Oliver.....	13	440	22	3	25	1.9	0-0	1-5	0	7	0	0	0	0	1	13			
DB	Ahkello Witherspoon..	13	797	21	3	24	1.8	0-0	0-0	0	10	0	0	1	1	22				
DL	Leo Jackson III.....	13	254	10	6	16	1.2	0-0	0-0	0	1	1	1	0	0	0				
LB	N.J. Falo.....	9	257	7	5	12	1.3	1½-7	0-0	2	4	1	0	0	0	3				
DE	Timothy Coleman.....	12	174	5	7	12	1.0	1-10	0-0	0	2	2	0	0	0	0				
DT	Jase Franke.....	12	76	9	2	11	0.9	0-0	0-0	1	0	1	1	0	1	0				
DB	Nick Fisher.....	8	107	6	4	10	1.3	0-0	0-0	0	5	0	0	0	0	1				
LB	Drew Lewis.....	4	46	7	1	8	2.0	1-6	0-0	0	2	0	0	0	1	1				
LB	Christian Shaver.....	9	126	4	3	7	0.8	1-10	1-4	0	3	0	0	0	0	1				
LB	Ryan Severson.....	2	35	4	1	5	2.5	0-0	0-0	0	1	1	0	0	0	0				
DE	Aaron Howard.....	3	19	4	1	5	1.7	0-0	0-0	0	0	0	0	0	0	0				
LB	Terran Hasselbach.....	10	117	3	0	3	0.3	0-0	0-0	0	1	0	0	0	0	1				
DB	Anthony Julmisse.....	5	53	3	0	3	0.6	0-0	0-0	0	0	1	0	1	0	0				
LB	Derek McCartney.....	3	67	1	2	3	1.0	0-0	1-2	0	1	0	1	1	0	0				
DB	Lucas Cooper.....	2	13	2	0	2	1.0	0-0	0-0	0	0	0	0	0	0	0				
DB	Andrew Bergner.....	4	36	1	1	2	0.5	0-0	0-0	0	0	0	0	0	0	1	1			
DL	Frank Umu.....	2	18	1	0	1	0.5	0-0	0-0	0	0	0	0	0	0	0				
DL	Brett Tonz.....	3	16	1	0	1	0.3	0-0	0-0	0	0	0	0	0	0	0				
DL	Michael Mathewes.....	2	15	0	1	1	0.5	0-0	0-0	0	1	1	0	0	0	0				
DB	Daniel Talley.....	2	21	0	0	0	0.0	0-0	0-0	0	0	0	0	0	0	0				
DB	Kyle Trego.....	1	2	0	0	0	0.0	0-0	0-0	0	0	0	0	0	0	0				
LB	Travis Talianko.....	1	14	0	0	0	0.0	0-0	0-0	0	0	0	0	0	0	0				
DT	Lyle Tuiloma.....	1	3	0	0	0	0.0	0-0	0-0	0	0	0	0	0	0	0				
....	Team.....	13	0	1	0	1	0.1	1-8	0-0	0	0	0	0	0	0	0				

DEFENSIVE SCRIMMAGE SNAPS: 910. **FOURTH DOWN STOPS (11):** included in third down stops above): Gilbert 2, Thompson 2, Awuzie, Fisher, Falo, Gamboa, Jackson, Mathewes, Witherspoon. **TOUCHDOWN SAVES (32):** Thompson 8, Witherspoon 6, Laguda 4, Awuzie 3, Oliver 3, Gilbert 2, Gillam 2, Olugbode 2, Carrell, Jackson. **INTERCEPTIONS CAUSED (8):** Gilbert 3, Gillam 2, Franke, Olugbode, Tupou. **SACKS FOR 0 (1):** Gilbert. **SAFETIES (0):** None.

SPECIAL TEAMS STATISTICS

Player	UT	UT/20	AT	AT/20	FF	FR	KSD	WB	DP	BLK	FFC	FDF	RK	OTH	POINTS
Chidobe Awuzie.....	6	0	3	0	1	0	0	0	1	1	4	7	0	4	= 27
Isaiah Oliver.....	8	1	2	0	0	0	1	0	1	0	4	5	0	1	= 23
Ryan Severson.....	4	0	1	0	1	0	7	0	1	0	2	4	0	2	= 22
Ryan Moeller.....	6	0	3	1	0	0	0	2	0	6	3	0	0	0	= 21
Anthony Julmisse.....	3	0	6	0	0	0	5	0	0	3	2	0	1	0	= 20
Drew Lewis.....	6	2	2	0	0	0	1	0	0	0	2	4	0	1	= 18
Beau Bisharat.....	5	0	2	0	0	0	4	0	0	0	1	0	0	0	= 12
N.J. Falo.....	2	1	2	1	1	0	4	0	0	0	0	0	0	0	= 11
Andrew Bergner.....	3	0	1	0	0	0	5	0	0	0	0	0	0	1	= 10
George Frazier.....	2	0	1	0	0	0	7	0	0	0	0	0	0	0	= 10
J.T. Bale.....	0	0	2	0	0	0	0	0	0	0	6	1	0	0	= 9
Kabion Ento.....	1	0	0	0	0	0	5	0	0	0	0	0	1	0	= 7
Nick Fisher.....	2	0	1	1	0	0	1	0	0	0	0	1	0	1	= 7
Johnny Huntley III.....	2	0	1	1	0	0	1	0	0	0	0	0	0	0	= 5
Daniel Talley.....	1	0	1	0	0	0	3	0	0	0	0	0	0	0	= 5
Jaleel Awini.....	2	1	1	0	0	0	0	0	0	0	0	0	0	0	= 4
Afolabi Laguda.....	1	1	1	0	0	0	1	0	0	0	0	0	0	0	= 4
Robert Orban.....	0	0	0	0	0	0	4	0	0	0	0	0	0	0	= 4
Christian Shaver.....	0	0	0	0	0	0	0	0	1	0	2	1	0	0	= 4

**BLOCKED KICKS SUMMARY (1):** Awuzie (FG, UCLA). **OTHER—Field Goal Pressures:** Awuzie, Thompson. **Punt Pressure:** Bergner. **Touchdown Saves:** Awuzie 2, Severson. **Stuffed Punt Fakes:** Fisher. **Caused Penalties:** Awuzie, Julmisse, Lewis, Oliver, Severson. **Fair Catch/Kickoff Return:** Keeney.)

**KEY:** UT—Unassisted Tackle; UT/20—UT Inside-the-20; AT—Assisted Tackle; AT/20—AT Inside-the-20; TZ—Tackles For Zero; 3DS—Third/Fourth Down Stops (tackles, INTs, QBPs or PBUs); QBP—Quarterback Pressure; QCD—Quarterback Chasedowns; FF—Forced Fumble; FR—Fumble/Muff Recovery (Opponent on defense or CU or Opponent on special teams); PBU—Passes Broken Up; KSD—Knockdown or Springing Block on Kick Return; WB—Wedge Break; DP—Downed Punt (meaningful); BLK—Blocked Kick; RK—Recovered Blocked Kick, Punt or On-side kick; FFC—Forced Fair Catch; FDF—First Downfield (on kickoff or punt that altered return path); CP—Caused Penalty. A defensive game played is credited only when a player is in for at least one defensive play; defensive tackles do not include special team tackles. **NOTE:** Defensive/special team statistics compiled from coaches' video; NCAA/Pac-12 Colorado stats are not accurate.

ATTENDANCE

Site	G	Attendance	Average	High	W-L
In Boulder.....	6	279,652	46,608.7	52,301	6-0
On The Road ...	5	317,921	63,584.2	110,042	3-2
Neutral.....	2	116,938	69,850.0	58,484	1-1

PUNT RETURNS

Player	G	No.	Yards	Avg.	Long	TD
Isaiah Oliver.....	13	14	164	11.7	68t	1
Jay MacIntyre.....	13	17	152	8.9	32	0

KICKOFF RETURNS

(*—includes fumble advance)						
Player	G	No.	Yards	Avg.	Long	TD
*Phillip Lindsay.....	13	1	74	37.0	48	0
Anthony Julmisse.....	13	17	384	22.6	48	0
Terran Hasselbach.....	12	2	17	8.5	9	0
Dylan Keeney.....	11	1	9	9.0	9	0

INTERCEPTION RETURNS

Player	G	No.	Yards	Avg.	Long	TD
Tedric Thompson.....	13	7	103	14.7	51	0
Kenneth Olugbode.....	13	2	65	32.5	51	0
Rick Gamboa.....	13	1	20	20.0	20t	1
Chidobe Awuzie.....	13	1	14	14.0	14	0
Anthony Julmisse.....	13	1	1	1.0	1	0
Afolabi Laguda.....	13	1	0	0.0	0	0
Isaiah Oliver.....	13	1	0	0.0	0	0
Ahkello Witherspoon..	13	1	0	0.0	0	0

FUMBLE RETURNS

Player	G	No.	Yards	Avg.	Long	TD
Derek McCartney.....	3	1	18	18.0	18t	1
Kenneth Olugbode.....	13	1	10	10.0	10t	1
Afolabi Laguda.....	13	1	9	9.0	9	0

YARDS BY QUARTER/HALF

Game	COLORADO							OPPONENT							COLORADO					OPPONENT				
	1Q	2Q	1H	3Q	4Q	2H	OT	GAME	1Q	2Q	1H	3Q	4Q	2H	OT	GAME	20+	10+	5+	20+	10+	5+		
Colorado State	253	111	364	110	104	214	---	578	10	69	79	98	48	146	---	225	6	18	42	1	8	21		
Idaho State	164	246	410	114	73	187	---	597	35	13	48	35	13	48	---	96	5	15	43	0	1	10		
Michigan	195	37	232	70	23	93	---	325	66	141	207	151	39	190	---	397	3	12	19	5	15	25		
Oregon	203	148	351	142	100	242	---	593	86	132	218	181	109	290	---	508	7	18	42	7	17	33		
Oregon State	161	202	363	111	89	200	---	563	95	49	144	63	19	82	---	226	7	16	40	1	7	24		
Southern California	70	57	127	109	135	244	---	371	141	126	267	116	165	281	---	548	4	14	29	6	22	38		
Arizona State	158	147	305	211	64	275	---	580	65	49	114	46	39	85	---	199	4	19	39	3	7	14		
Stanford	24	153	177	145	37	182	---	359	77	54	131	49	83	132	---	263	2	18	32	3	9	21		
UCLA	59	105	164	78	62	140	---	304	87	15	102	38	70	108	---	210	0	11	34	3	7	17		
Arizona	77	151	228	103	57	160	---	388	68	198	266	97	49	146	---	412	5	12	24	7	13	29		
Washington State	185	101	286	186	131	317	---	603	168	146	314	102	46	148	---	462	7	19	49	7	17	28		
Utah	92	94	186	116	76	192	---	378	46	40	86	148	105	253	---	339	4	11	32	3	12	26		
Washington	84	34	118	49	-4	45	---	163	95	91	186	112	85	197	---	383	3	6	14	2	15	40		

## AT-A-GLANCE SUMMARIES

Game	Score						First Downs			Rushing			Passing			Total Offense		Return Yards	Punting No-Avg.	Fumbles No-Lost	Penalties No/Yds	Third Downs	QB Sacks	Avg. F.Pos.	Time of Poss.	
		1	2	3	4	OT	Tot	Ru	Pa	Pn	Att	Yards	TD	Att-Com-Int	Yards	TD	Att									Yards
COLORADO .....	44	21	10	6	7	-	28	15	12	1	56	260	4	33-23-0	318	1	89	578	53	2-45.0	3-2	4/35	12-19	2-24	C 36	34:36
Colorado State.....	7	0	0	0	7	-	12	7	5	0	35	162	0	29-12-2	63	1	64	225	0	6-43.3	2-2	2/15	5-16	1- 6	CS28	25:24
COLORADO .....	56	14	35	7	0	-	32	15	13	4	57	262	4	31-22-0	335	4	88	597	31	4-41.8	1-1	5/37	11-18	1- 3	C 35	36:36
Idaho State.....	7	0	0	7	0	-	7	0	5	2	13	29	1	42-20-1	67	0	55	96	23	11-41.3	0-0	8/78	2-14	0- 0	IS 26	23:24
COLORADO .....	28	21	0	7	0	-	15	5	8	2	33	64	0	34-18-0	261	3	67	325	76	10-33.1	1-0	7/46	1-13	3-22	C 28	28:25
Michigan.....	45	7	17	14	7	-	20	8	11	1	41	168	3	30-16-0	229	1	71	397	132	7-39.3	2-1	5/41	5-16	4-28	M 37	31:35
COLORADO .....	41	16	10	7	8	-	32	14	15	3	52	260	2	32-23-2	333	3	84	593	12	3-40.3	1-0	5/47	6-12	3-24	C 24	33:26
Oregon.....	38	7	10	21	0	-	24	8	14	2	45	215	3	33-22-1	293	2	78	508	40	6-38.5	0-0	8/75	6-15	3-21	O 30	26:34
COLORADO .....	47	13	24	3	7	-	26	13	13	0	54	247	2	30-21-0	316	3	84	563	36	5-44.4	0-0	5/55	9-17	4-33	C 24	32:28
Oregon State.....	6	3	3	0	0	-	14	7	6	1	34	126	0	32-13-2	100	0	66	226	29	8-44.6	4-0	5/31	5-16	0- 0	OS28	27:32
COLORADO .....	17	0	0	7	10	-	20	4	15	1	29	96	0	44-28-1	275	2	73	371	37	7-42.1	0-0	5/26	6-17	1-11	C 26	27:42
Southern California.....	21	7	7	0	7	-	28	10	18	0	43	190	0	37-25-1	358	3	80	548	50	3-39.3	4-3	2/22	7-14	4-28	SC29	32:18
COLORADO .....	40	7	16	10	7	-	27	18	9	0	52	315	5	32-23-0	265	0	84	580	16	6-44.3	2-2	3/20	8-17	5-43	C 25	33:36
Arizona State.....	16	7	3	3	3	-	7	1	6	0	28	50	0	35-13-1	149	1	63	199	35	10-52.1	2-0	2/20	3-18	1- 4	AS32	26:24
COLORADO .....	10	0	7	0	3	-	23	15	7	1	49	224	0	25-12-0	135	1	74	359	37	5-42.0	0-0	6/60	5-16	3-28	C 25	26:58
Stanford.....	5	3	0	0	2	-	15	6	8	1	33	93	0	29-16-3	170	0	62	263	- 4	5-50.6	2-1	7/60	5-14	5-29	S 24	33:02
COLORADO .....	20	7	0	3	10	-	24	8	10	6	52	144	1	33-20-3	160	0	85	304	175	3-41.3	4-1	12/128	7-18	3-28	C 35	35:25
UCLA.....	10	7	3	0	0	-	14	3	7	4	30	25	0	29-15-1	185	1	59	210	64	7-40.9	1-0	13/96	4-15	4-11	U 32	24:35
COLORADO .....	49	7	21	14	7	-	25	11	8	6	46	175	4	27-19-1	213	3	73	388	13	5-41.6	0-0	7/62	7-15	4-35	C 34	30:13
Arizona.....	24	0	10	0	14	-	23	12	7	4	52	267	3	26-12-0	155	0	78	412	0	6-43.8	2-1	13/138	5-15	2-18	A 26	29:47
COLORADO .....	38	7	7	14	10	-	31	15	15	1	59	258	5	41-27-0	345	0	100	603	5	2-34.5	2-1	9/75	13-21	2- 9	C 31	33:41
Washington State.....	24	14	3	7	0	-	21	5	14	2	22	137	0	53-26-1	325	3	75	462	0	4-30.0	1-1	5/35	4-15	1- 5	W 28	26:19
COLORADO .....	27	7	6	7	7	-	18	6	10	2	38	108	1	44-23-0	270	1	82	378	62	9-42.3	2-2	0/ 0	9-22	3-13	C 24	29:45
Utah.....	22	7	0	6	9	-	15	7	8	0	41	179	0	40-13-2	160	1	81	339	72	6-42.3	2-2	3/36	6-21	2-14	A 37	30:15
COLORADO .....	10	7	0	3	0	-	9	4	3	2	29	82	1	25- 8-3	81	0	54	163	3	7-33.1	3-0	3/35	4-15	2-17	C 28	21:26
Washington.....	41	7	7	17	10	-	22	17	4	1	54	265	2	24- 9-0	118	2	78	383	76	5-40.6	0-0	3/35	8-17	1- 5	W 42	38:34

## OFFENSIVE LINE STATISTICS

Player	Play Count-----													Season Totals-----													Best Game Grade (minimum 15 snaps)
	CSU	ISU	UM	UO	OSU	USC	ASU	STAN	UCLA	UA	WSU	UTAH	UW	Plays	Points	Grade	KD	TDB	PPTD	QBS	PRS	PEN					
S. CALLAHAN.....	4	44	---	---	21	---	3	---	---	73	---	---	7	152	361.0	2.38	1	3	3	0	2	0	2.26 / Oregon State				
A. HAIGLER.....	4	46	53	70	34	8	INJ	---	57	73	100	56	47	548	1325.5	2.42	4	6	8	2½	5	1	2.37 / Utah, Washington				
J. HUCKINS.....	INJ	19	INJ	---	28	---	24	19	---	49	100	82	47	368	877.5	2.38	3	5	4	2	5	2	2.30 / Washington State				
J. IRWIN.....	85	44	67	85	63	73	84	74	85	INJ	100	82	54	896	2060.0	2.30	20	14	15	½	9	4	2.23 / Arizona State, Washington State				
J. KAISER.....	4	44	---	---	6	---	---	---	---	3	---	---	---	57	140.0	2.46	0	0	1	0	0	0	2.49 / Idaho State				
A. KELLEY.....	52	INJ	67	85	75	72	84	74	83	68	100	82	53	895	2164.0	2.42	9	14	14	1½	8	6	2.28 / Utah				
G. KOUGH.....	85	44	67	85	65	73	74	74	85	17	INJ	INJ	INJ	669	1574.0	2.35	8	10	10	2½	4	1	2.28 / Colorado State				
S. KRONSHAGE....	85	42	14	15	44	65	81	74	28	---	---	26	7	481	1137.0	2.36	6	7	9	2½	7	4	2.28 / Arizona State				
T. LYNOTT.....	89	44	67	85	66	73	70	55	85	70	100	82	54	940	2251.5	2.40	9½	19	14	3	6	4	2.27 / Utah				
D. MIDDLEMISS....	---	25	---	---	6	---	---	---	---	---	---	---	---	31	79.5	2.56	0	0	0	0	0	0	2.56 / Idaho State				
C. SUTTON.....	4	44	---	---	3	---	---	---	---	3	---	---	---	54	136.0	2.52	0	0	1	0	1	0	2.56 / Idaho State				
S. WIEFELS.....	33	44	---	---	9	1	---	---	2	9	---	---	1	99	238.0	2.40	2½	4	3	0	0	1	2.45 / Colorado State				
Team.....	89	88	67	85*	84	73	84	74	85	73	100	82	54	5190	12344.0	2.38	63	82	82	14½	47	23	2.32 / Arizona State, Utah				

**Sacks/pressures allowed by others or coverage not included; sacks & pressures may exceed overall team total as two players can be awarded a pressure on the same play.**

**KEY:** Play count in bold indicates overall grade of 2.25 or better; KD—Knockdown Blocks (pancakes/blown off the line/finishes); TDB—Touchdown Blocks (direct); PPTD—Perfect plays on passing touchdowns; QBS—Quarterback Sacks Allowed; PRS—Pressures Allowed; PEN—Penalties. Grades based on 0, 1, 2, 3 or 4 points per play (½-points awarded if somewhere in-between), the lower the better. Final Grade Scale: 0.00-1.90 phenomenal performance; 1.91-2.09 all-conference caliber or better; 2.10-2.25 starting caliber; 2.41-2.60 average; 2.61-4.0 below average. \*-play counts include 2-point PAT attempt at Oregon.a

**FG/PAT TEAM PLAY COUNT (78):** Kaiser 78, Frazier 76, Tupou 76, Lynott 69, Wiefels 61, Haigler 60, S. Irwin 47, Kough 39, Tonz 39, Umu 39, Kronshage 15, Bounds 10, Kelley 6, Callahan 3, Howard 2, Middlemiss 2, Sutton 2 (*Snappers:* Bale 78; *Holders:* Orban 78; *Kickers:* Price 33, Graham 24, Gonzalez 20, Kinney 1). **PUNT TEAM SNAPS (68; includes fakes, roughing calls):** J.T. Bale 68.

## NON-OFFENSIVE SCORES (4)

vs. Opponent	Player	Play	By Opponent (4)	Player	Play
Michigan	Derek McCartney	18 fumble return	Michigan	Grant Perry	6 blocked punt return
Oregon State	Rick Gamboa	20 interception return	Michigan	Jabrill Peppers	54 punt return
UCLA	Isaiah Oliver	68 punt return	Utah	Boobie Hobbs	55 punt return
Utah	Kenneth Olugbode	10 fumble return	Washington	Taylor Rapp	35 interception return

## MISCELLANEOUS STAT BOX

(Coin Toss: O-offense; D-Defense; d-deferred/played defense first)

	Red Zone (Scores-Att; (TD/FG); Plays-Yds)				Avg./1st Down		2nd Down Eff.		3rd Dn/Avg-to-Go		Plays (+/-)			Plus Territory (Plays-Yards)			Coin			
Game	Colorado		Opponent		Colo	Opp.	Colo	Opp.	Colo.	Opp.	Colorado	Opponent		Colorado	Opponent	Temp	Toss			
Colorado State	8-8 (5/3)	18-55	1-1 (1/0)	4-10	7.9	4.8	10-30	3-20	5.3	5.0	71	14	4	42	17	5	49-281	22- 48	82°	W (d)
Idaho State	7-8 (7/0)	19-98	1-1 (1/0)	3- 4	10.1	2.1	9-29	2-19	4.6	9.2	72	13	3	27	23	5	51-316	5- 15	77°	W (d)
Michigan	1-2 (7/0)	4- 5	3-4 (2/1)	6-23	6.1	6.8	10-24	7-23	9.4	7.6	36	21	10	48	17	6	18- 93	33-189	75°	W (d)
Oregon	5-5 (3/2)	15-50	4-4 (4/0)	9-54	5.6	5.1	17-31	10-26	6.7	6.6	64	12	8	59	14	5	38-245	35-170	68°	W (d)
Oregon State	3-3 (2/1)	9-10	1-1 (0/1)	1- 0	5.9	4.0	14-31	4-22	4.9	6.2	68	15	1	43	19	4	33-193	30- 51	77°	W (d)
Southern California	1-1 (1/0)	3-11	2-3 (2/0)	6-42	6.6	6.8	6-24	10-26	9.8	5.5	44	22	6	61	14	5	28- 99	42-193	90°	L (O)
Arizona State	6-7 (4/2)	17-74	1-1 (1/0)	2-16	8.3	4.5	12-29	1-20	4.7	9.2	67	11	6	31	23	9	38-278	23- 19	79°	W (d)
Stanford	2-4 (1/1)	15-43	1-2 (0/1)	7-16	5.5	3.8	7-23	8-21	4.8	8.6	48	15	11	44	13	5	37-147	18- 72	61°	W (d)
UCLA	3-4 (1/2)	16-26	0-2 (0/0)	6- 1	2.7	4.7	8-30	3-19	5.9	10.3	55	18	12	35	18	6	44-115	21- 66	54°	W (d)
Arizona	4-4 (4/0)	12-50	4-6 (3/1)	16- 8	5.9	5.1	7-24	11-28	6.5	6.9	54	12	7	57	15	6	32-193	31-114	69°	W (d)
Washington State	5-5 (5/0)	9-61	3-4 (2/1)	7-24	5.4	6.2	12-33	7-23	5.1	6.7	77	19	4	43	31	1	55-298	27-195	43°	W (d)
Utah	4-4 (2/2)	13-42	4-5 (1/3)	11-27	3.9	3.7	3-26	3-26	5.4	6.4	50	22	10	46	27	8	26-138	38-169	48°	W (d)
Washington	2-2 (1/1)	5-13	6-6 (4/2)	10-80	3.5	5.8	1-16	11-28	8.4	6.3	27	19	8	52	17	9	17- 51	51-228	60°	W (d)



SCORING DRIVES (Game-By-Game)

Opponent	Plays	Yards	Time	Result	Qtr	(Down) How	PAT	Quarterback
Colorado State	11	73	2:59	TD	1	(2) Kelley recovered fumble in end zone	Gonzalez	Liufau
Colorado State	6	70	1:56	TD	1	(2) Ross 17 pass from Liufau	Gonzalez	Liufau
Colorado State	3	62	1:09	TD	1	(2) Lindsay 1 run	Gonzalez	Liufau
Colorado State	4	1	1:14	*FG	2	(4) Gonzalez 30 FG	.....	Liufau
Colorado State	5	59	1:01	TD	2	(1) Lindsay 1 run	Gonzalez	Liufau
Colorado State	16	64	4:17	FG	3	(4) Gonzalez 29 FG	.....	Liufau
Colorado State	10	61	4:28	*FG	3	(4) Gonzalez 22 FG	.....	Liufau
Colorado State	11	50	6:20	*TD	4	(3) Evans 1 run	Gonzalez	Liufau
Idaho State	5	77	2:11	TD	1	(1) Ross 15 pass from Liufau	Gonzalez	Liufau
Idaho State	5	61	1:34	TD	1	(1) Lindsay 6 run	Gonzalez	Liufau
Idaho State	8	48	2:08	TD	2	(2) Lindsay 2 run	Gonzalez	Liufau
Idaho State	4	52	1:39	TD	2	(3) Evans 1 run	Gonzalez	Liufau
Idaho State	8	66	3:10	TD	2	(4) Hill 4 pass from Liufau	Gonzalez	Liufau
Idaho State	5	62	1:46	TD	2	(1) Liufau 19 run	Gonzalez	Liufau
Idaho State	4	82	1:14	TD	2	(1) Ento 69 pass from Montez	Gonzalez	Montez
Idaho State	6	38	1:54	*TD	3	(3) Ento 19 pass from Montez	Graham	Montez
Michigan	3	49	0:51	TD	1	(2) Ross 37 pass from Liufau	Gonzalez	Liufau
Michigan	10	67	4:38	TD	1	(2) Ross 6 pass from Liufau	Gonzalez	Liufau
Michigan	3	80	0:58	TD	3	(1) Fields 70 pass from Liufau	Gonzalez	Liufau
Oregon	8	80	2:47	TD	1	(2) Lindsay 1 run	Graham	Montez
Oregon	9	41	3:28	FG	1	(4) Graham 24 FG	.....	Montez
Oregon	12	87	1:34	TD	1	(2) Fields 7 pass from Montez	PAT blocked	Montez
Oregon	4	63	1:34	TD	2	(2) Montez 3 run	Graham	Montez
Oregon	10	60	2:31	FG	2	(3) Graham 33 FG	.....	Montez
Oregon	5	75	2:01	TD	3	(1) Ross 48 pass from Montez	Graham	Montez
Oregon	7	70	2:48	TD	4	(3) Bobo 31 pass from Montez	Montez-to-Bobo	Montez
Oregon State	7	75	2:06	TD	1	(2) Fields 51 pass from Montez	PAT blocked	Montez
Oregon State	10	86	3:21	TD	1	(2) Fields 33 pass from Montez	Price	Montez
Oregon State	5	87	1:28	TD	2	(1) Fields 63 pass from Montez	Price	Montez
Oregon State	7	40	1:53	TD	2	(4) Lindsay 1 run	Price	Montez
Oregon State	9	44	2:16	FG	2	(4) Price 54 FG	.....	Montez
Oregon State	10	47	3:23	*FG	3	(4) Price 22 FG	.....	Montez
Oregon State	15	84	5:04	TD	4	(2) Adkins 1 run	Price	Gehrke
Southern California	1	67	0:11	*TD	3	(1) Lindsay 67 pass from Bobo	Price	Montez
Southern California	8	84	2:47	TD	4	(3) Bobo 10 pass from Montez	Price	Montez
Southern California	10	51	3:39	FG	4	(4) Price 42 FG	.....	Montez
Arizona State	10	81	2:49	TD	1	(1) Evans 16 run	Price	Liufau
Arizona State	12	72	4:54	FG	2	(4) Price 20 FG	.....	Liufau
Arizona State	4	75	1:46	TD	2	(3) Liufau 3 run	Price	Liufau
Arizona State	8	56	2:10	TD	2	(1) Lindsay 13 run	PAT failed	Liufau
Arizona State	1	75	0:12	TD	3	(1) Lindsay 75 run	Price	Liufau
Arizona State	12	62	4:28	*FG	3	(4) Graham 36 FG	.....	Liufau
Arizona State	8	47	4:48	TD	4	(3) Lindsay 4 run	Graham	Liufau
Stanford	9	73	3:01	TD	2	(3) Fields 15 pass from Liufau	Graham	Liufau
Stanford	8	15	4:10	*FG	4	(4) Graham 23 FG	.....	Liufau
UCLA	8	38	2:31	*TD	1	(2) Lindsay 1 run	Graham	Liufau
UCLA	7	15	3:54	FG	3	(4) Graham 21 FG	.....	Liufau
UCLA	14	54	6:02	FG	4	(4) Graham 37 FG	.....	Liufau
Arizona	16	81	5:17	TD	1	(1) Lindsay 1 run	Price	Liufau
Arizona	4	63	0:53	TD	2	(1) Lindsay 4 run	Price	Liufau
Arizona	7	62	2:31	TD	2	(2) Fields 15 pass from Liufau	Price	Liufau
Arizona	4	53	0:58	TD	2	(2) MacIntyre 40 pass from Liufau	Price	Liufau
Arizona	7	73	2:36	TD	3	(1) Fields 27 pass from Liufau	Price	Liufau
Arizona	7	52	3:30	TD	3	(2) Liufau 2 run	Price	Liufau
Arizona	4	54	2:16	TD	4	(1) Lindsay 34 run	Price	Liufau
Washington State	12	81	2:53	TD	1	(1) Lindsay 1 run	Price	Liufau
Washington State	10	74	2:36	TD	2	(1) Liufau 3 run	Price	Liufau
Washington State	11	71	3:48	TD	3	(1) Liufau 7 run	Price	Liufau
Washington State	8	75	2:48	TD	3	(2) Liufau 11 run	Price	Liufau
Washington State	12	58	4:08	FG	4	(4) Graham 46 FG	.....	Liufau
Washington State	8	63	3:24	TD	4	(1) Lindsay 13 run	Price	Liufau
Utah	7	73	2:16	TD	1	(1) Liufau 2 run	Price	Liufau
Utah	14	69	4:38	FG	2	(4) Graham 25 FG	.....	Liufau
Utah	6	32	2:18	FG	2	(4) Graham 19 FG	.....	Liufau
Utah	8	75	2:58	TD	3	(2) Fields 6 pass from Liufau	Price	Liufau
Washington	7	55	3:07	TD	1	(2) Lindsay 3 run	Price	Montez
Washington	4	-5	1:20	FG	4	(4) Graham 24 FG	.....	Liufau

(\*—scored following a turnover).

Drive Analysis

DISTANCE	COLORADO		OPPONENT	
Length	TD	FG	TD	FG
(minus)	—	1	—	4
0—9	0	1	0	1
10—19	0	2	0	1
20—29	0	0	2	0
30—39	2	1	3	3
40—49	3	3	2	4
50—59	8	3	1	2
60—69	11	5	3	6
70—79	15	1	5	1
80—89	11	0	3	1
90—99	0	0	1	0

GAME OPENING DRIVES

Game	COLORADO			OPPONENT		
	Pts	FD	Yds	Pts	FD	Yds
Colorado State	7	6	73	0	0	7
Idaho State	7	4	77	0	1	11
Michigan	7	2	49	0	1	19
Oregon	7	4	80	0	0	3
Oregon State	0	0	0	0	1	15
Southern California	0	0	2	0	3	60
Arizona State	7	5	81	0	0	3
Stanford	0	2	20	0	0	-3
UCLA	0	1	12	0	0	-19
Arizona	7	6	81	0	1	19
Washington State	7	5	81	0	1	9
Utah	0*	1	15	0	0	3
Washington	0	1	39	7	4	50

SECOND HALF OPENING DRIVES

Game	COLORADO			OPPONENT		
	Pts	FD	Yds	Pts	FD	Yds
Colorado State	3	4	64	0*	2	38
Idaho State	0	1	16	0	1	15
Michigan	7	2	80	7	1	45
Oregon	7	3	75	0	2	31
Oregon State	0	2	42	0	1	21
Southern California	0	0	7	0	1	36
Arizona State	7	1	75	0	0	4
Stanford	0	5	72	0	3	44
UCLA	0	1	21	0	0	5
Arizona	0	0	4	0	4	55
Washington State	7	4	71	0	1	25
Utah	0	0	2	3	1	38
Washington	0*	0	0	3	1	18

(\*—drive ended by a turnover)

POSSESSIONS AT-A-GLANCE

	Avg. 3-Plays					
	No.	Plays	Snap	& Out*	Snap	/TD
Colorado	181	1037	5.73	51	20.7	(50)
Opponent	183	910	4.97	60	33.7	(27)

(\*—less if there is a turnover; must not have earned a first down or scored a touchdown.)

POINTS BY DRIVE

Drive (CU/Opp)	COLORADO			OPPONENT		
	Pts	TD	FG	Pts	TD	FG
1 (13/13)	49	7	0	7	1	0
2 (13/13)	30	4	1	20	2	2
3 (13/13)	44	6	1	21	3	0
4 (13/13)	49	7	0	31	4	1
5 (13/13)	33	4	2	16	1	3
6 (13/13)	23	2	3	13	1	2
7 (13/13)	21	3	0	3	0	1
8 (13/13)	28	4	0	13	1	2
9 (13/13)	16	1	3	21	3	0
10 (13/13)	33	4	2	37	4	3
11 (13/13)	33	3	4	17	2	1
12 (13/13)	24	3	1	21	3	0
13 (10/12)	0	0	0	7	1	0
14 (7/7)	7	1	0	0	0	0
15 (5/4)	7	1	0	3	0	1
16 (2/3)	0	0	0	6	1	0
17 (1/1)	0	0	0	0	0	0

LONGEST PLAYS

COLORADO

Scrimmage

Yards	Opponent	Player(s)
75	Arizona State	Phillip Lindsay run (TD)
70	Michigan	Shay Fields pass from Sefo Liufau (TD)
69	Idaho State	Kabion Ento from Steven Montez (TD)
67	Southern California	Phillip Lindsay pass from Bryce Bobo (TD)
66	Arizona State	Bryce Bobo pass from Sefo Liufau
63	Oregon State	Shay Fields from Steven Montez (TD)
61	Oregon	Devin Ross from Steven Montez
60	Colorado State	Shay Fields pass from Sefo Liufau
51	Oregon State	Shay Fields from Steven Montez (TD)
50	Michigan	Bryce Bobo pass from Sefo Liufau
48	Oregon	Devin Ross from Steven Montez (TD)
47	Arizona	Shay Fields pass from Sefo Liufau
46	Colorado State	Bryce Bobo pass from Sefo Liufau
42	Idaho State	Shay Fields pass from Sefo Liufau
42	Utah	Devin Ross pass from Sefo Liufau
40	Arizona	Jay MacIntyre pass from Sefo Liufau (TD)
37	Michigan	Devin Ross pass from Sefo Liufau (TD)
37	Southern California	Phillip Lindsay run
37	Utah	Jay MacIntyre pass from Sefo Liufau
36	Idaho State	Shay Fields pass from Sefo Liufau
34	Arizona	Phillip Lindsay run (TD)
33	Oregon	Phillip Lindsay run
33	Oregon State	Shay Fields from Steven Montez (TD)
32	Oregon	Steven Montez run
32	Arizona State	Kyle Evans pass from Sefo Liufau
31	Colorado State	Devin Ross pass from Sefo Liufau
31	Oregon	Bobo Bryce from Steven Montez (TD)
31	Washington State	Devin Ross pass from Sefo Liufau
30	Utah	Shay Fields pass from Sefo Liufau
29	Washington State	Bryce Bobo pass from Sefo Liufau
28	Idaho State	Jay MacIntyre pass from Sefo Liufau
27	Arizona	Shay Fields pass from Sefo Liufau (TD)
27	Washington State	Phillip Lindsay pass from Sefo Liufau
27	Utah	Kabion Ento pass from Sefo Liufau
26	Arizona State	Jay MacIntyre pass from Sefo Liufau
26	Stanford	Phillip Lindsay run
25	Washington	Sefo Liufau run
25	Washington	Phillip Lindsay run
23	Idaho State	Jay MacIntyre pass from Sefo Liufau
23	Oregon	Steven Montez run
23	Stanford	Phillip Lindsay run
23	Washington State	Jay MacIntyre pass from Sefo Liufau
23	Washington State	Devin Ross pass from Sefo Liufau
22	Oregon State	Jordan Gehkre run
22	Colorado State	Bryce Bobo pass from Sefo Liufau
22	Oregon State	Phillip Lindsay run
22	Southern California	Phillip Lindsay pass from Steven Montez
22	Arizona	Sefo Liufau run
22	Washington State	Phillip Lindsay run
21	Colorado State	Donovan Lee run
21	Oregon	Kyle Evans pass from Steven Montez
21	Southern California	Bryce Bobo pass from Steven Montez
21	Washington State	Devin Ross pass from Sefo Liufau
21	Washington	Shay Fields pass from Steven Montez
20	Colorado State	Kyle Evans run
20	Oregon State	Kyle Evans pass from Steven Montez
20	Oregon State	Jay MacIntyre pass from Steven Montez

Number of plays 20-plus yards in length: 57 (41 pass, 16 rush)  
Number of plays 40-plus yards in length: 16 (15 pass, 1 rush)

Returns

Type	Yards	Opponent	Player
KICKOFF	96	Washington	Anthony Julmisse (48)/Phil Lindsay (48)
PUNT	68	UCLA	Isaiah Oliver (TD)
INTERCEPTION	51	UCLA	Kenneth Olugbode
	51	Utah	Tedric Thompson
FUMBLE	18	Michigan	Derek McCartney (TD)

Returns 20+ yards in length: 19 (11 kickoff, 3 punt, 5 interception, 0 fumble, 0 misc.)  
Returns 30+ yards in length: 11 ( 4 kickoff, 3 punt, 4 interception, 0 fumble, 0 misc.)

OPPONENT

Scrimmage

Yards	Opponent	Player(s)
54	Michigan	Grant Perry pass from Wilson Speight
50	Oregon	Tony Brooks-James run
50	Arizona	Shun Brown pass from Brandon Dawkins
48	Oregon	Charles Nelson pass from Dakota Prukop
47	UCLA	Austin Roberts pass from Mike Fafaul
46	Southern California	Darreus Rogers pass from Sam Darnold
46	Washington State	Jamal Morrow pass from Luke Falk (TD)
45	Michigan	Amara Darboh pass from Wilson Speight (TD)
45	Arizona	Samajie Grant run
44	Arizona State	Tim White pass from Manny Wilkins
42	Michigan	De'Veon Smith run (TD)
42	Washington State	Tavares Martin pass from Luke Falk
41	Utah	Cory Butler-Byrd run
39	UCLA	Darren Andrews pass from Mike Fafaul (TD)
37	Arizona State	Demario Richard run
35	Utah	Tim Patrick pass from Troy Williams
34	Southern California	Juju Smith-Schuster pass from Sam Darnold
33	Oregon	Dwayne Stanford pass from Dakota Prukop
32	Southern California	Daniel Imatorbhebhe pass from Sam Darnold (TD)
32	Washington State	Jamal Morrow run
30	Arizona	Nate Phillips pass from Anu Solomon
30	Washington State	Jamal Morrow run
30	Utah	Cory Butler-Byrd pass from Troy Williams
29	Oregon	Danny Mattingly run
29	Arizona	Shun Brown run
28	Arizona State	Tim White pass from Manny Wilkins
26	Southern California	Juju Smith-Schuster pass from Sam Darnold
26	Stanford	Christian McCaffrey pass from Ryan Burns
26	UCLA	Darren Andrews pass from Mike Fafaul
26	Washington State	Jamal Morrow pass from Luke Falk
26	Washington	Lavon Coleman run
25	Oregon	Darren Carrington pass from Dakota Prukop (TD)
25	Southern California	Juju Smith-Schuster pass from Sam Darnold
25	Stanford	Michael Rector pass from Ryan Burns
24	Colorado State	Faton Bauta run
24	Southern California	Justin Davis run
24	Washington	Myles Gaskin pass from Jake Browning
23	Southern California	Juju Smith-Schuster pass from Sam Darnold
22	Oregon	Taj Griffin pass from Dakota Prukop
21	Michigan	Ty Isaac pass from Wilson Speight
21	Michigan	Jack Butt pass from Wilson Speight
21	Oregon State	Seth Collins pass from Darrel Garretson
21	Stanford	Bryce Love run
21	Washington State	Gerard Wicks run
20	Oregon	Tony Brooks-James run
20	Arizona	Brandon Dawkins run
20	Arizona	Brandon Dawkins run
20	Arizona	Nate Phillips pass from Brandon Dawkins
20	Washington State	Kyle Sweet pass from Luke Falk

Number of plays 20-plus yards in length: 49 (32 pass, 17 rush)  
Number of plays 40-plus yards in length: 13 ( 9 pass, 4 rush)

Returns

Type	Yards	Opponent	Player
KICKOFF	93	Utah	Kyle Fulks
PUNT	55	Utah	Boobie Hobbs (TD)
INTERCEPTION	36	Oregon	Brenden Schooler
FUMBLE	49	UCLA	Jayon Brown

Returns 20+ yards in length: 30 (22 kickoff, 4 punt, 3 interception, 1 fumble, 0 misc.)  
Returns 30+ yards in length: 13 ( 7 kickoff, 3 punt, 2 interception, 1 fumble, 0 misc.)

DRIVE ENGINEERING

COLORADO										OPPONENT										TIME SPENT IN THE LEAD			BIG LEAD	
Game	No.	TD	FG-A	PUNT	DWN	TO	SAF	CLK	PTS	No.	TD	FG-A	PUNT	DWN	TO	SAF	CLK	PTS	Colorado	Tied	Opponent	CU	Opp	
Colorado State	13	5	3-3	2	0	2	0	1	44	13	1	0-0	6	1	4	0	1	7	55:31	4:29	0:00	37	---	
Idaho State	15	8	0-1	4	1	1	0	0	56	16	1	0-0	11	1	1	0	2	7	55:02	4:58	0:00	56	---	
Michigan	17	3	0-1	10	1	0	0	2	21	15	4	1-3	7	0	1	0	0	31	27:50	2:23	29:47	14	17	
Oregon	14	5	2-2	3	1	2	0	1	41	13	5	1-1	6	0	1	0	0	38	49:05	3:44	7:11	16	5	
Oregon State	12	5	2-2	5	0	0	0	0	40	14	0	2-2	8	0	2	0	2	6	51:09	6:45	2:06	41	3	
Southern California	12	2	1-1	7	1	1	0	0	17	13	3	0-0	3	1	4	0	2	21	0:00	13:21	46:39	---	14	
Arizona State	15	5	2-3	6	0	0	0	1	40	17	1	3-3	10	1	1	0	1	16	49:36	10:24	0:00	24	---	
Stanford	12	1	1-4	5	0	0	1	1	10	12	0	1-1	5	1	4	0	1	3	41:59	12:27	5:34	7	3	
UCLA	13	1	2-3	3	0	4	0	2	13	13	1	1-4	7	0	1	0	0	10	15:25	24:44	19:51	10	3	
Arizona	15	7	0-0	5	0	1	0	2	49	14	3	1-4	6	0	1	0	0	24	48:56	11:04	0:00	32	---	
Washington State	14	5	1-2	2	3	1	0	1	38	14	3	1-2	4	2	2	0	1	24	26:25	12:35	21:00	14	7	
Utah	16	2	2-2	9	0	2	0	1	27	16	1	3-4	6	1	4	0	0	15	36:22	14:21	9:17	11	7	
Washington	13	1	1-1	7	1	3	0	0	38	13	4	2-2	5	1	0	0	1	34	0:00	12:18	47:42	---	31	

FIRST DOWN PASSING

Player	Att-Com-Int	Pct.	Yards	FD	TD	Long	Sacked	Rating
Sefo Liufau.....	100-61- 2	61.0	<b>868</b>	20	3	70t	3/17	139.8
Steven Montez.....	45-28- 1	62.2	<b>391</b>	11	3	69t	2/12	152.8
Bryce Bobo.....	1- 1- 0	100.0	<b>67</b>	1	1	67t	0/0	992.8
Jay MacIntyre.....	2- 1- 0	50.0	<b>14</b>	1	0	14	0/0	108.8
Jordan Gehrke.....	1- 0- 0	0.0	<b>0</b>	0	0	0	0/0	0.0

FIRST DOWN RUSHING

Player	Att.	Yards	Avg.	FD	TD	Long
Phillip Lindsay.....	132	<b>754</b>	5.7	22	10	75t
Kyle Evans.....	47	<b>225</b>	4.8	6	1	20
Sefo Liufau.....	52	<b>210</b>	4.0	7	4	19t
Steven Montez.....	18	<b>82</b>	4.6	2	0	14
Donovan Lee.....	17	<b>62</b>	3.4	1	0	15
Beau Bisharat.....	7	<b>29</b>	4.1	0	0	7
Troy Lewis.....	4	<b>19</b>	4.8	1	0	17
Anthony Julmisse.....	1	<b>10</b>	10.0	1	0	10
Jay MacIntyre.....	2	<b>6</b>	3.0	0	0	3
Devin Ross.....	2	<b>6</b>	3.0	0	0	8
Michael Adkins II.....	6	<b>2</b>	0.3	0	0	3
Team.....	9	<b>- 20</b>	-2.2	0	0	- 1

FIRST DOWN RECEIVING

Player	No.	Yards	Avg.	FD	TD	Long
Devin Ross.....	<b>23</b>	283	12.3	8	2	48t
Shay Fields.....	<b>19</b>	420	22.1	8	3	70t
Bryce Bobo.....	<b>15</b>	274	18.3	7	0	66
Phil Lindsay.....	<b>15</b>	136	9.1	4	1	67t
Jay MacIntyre.....	<b>12</b>	118	9.8	3	0	37
Donovan Lee.....	<b>3</b>	7	2.3	0	0	8
Kabion Ento.....	<b>2</b>	80	40.0	2	1	69t
Sefo Liufau.....	<b>1</b>	14	14.0	1	0	14
Chris Bounds.....	<b>1</b>	8	8.0	0	0	8

ALL-PURPOSE YARDS (Top 2) G

Phillip Lindsay .....	13	279	1189	390	0	74	<b>1,653</b>	5.9	127.2
Shay Fields .....	13	51	12	845	0	0	<b>857</b>	16.8	65.9

QUARTERBACK SACKS (36-290)

Colorado State (2-24): Gilbert 1-16, Olugbode 1-8. Idaho State (1-3): Carrell 1-3. Michigan (3-22): Awuzie 1-10, Kafovalu 1-8, Gilbert ½-2, Tupou ½-2. Oregon (3-24): Carrell 1½-13; Kafovalu 1-7, Gilbert ½-4. Oregon State (4-33): Gilbert 2-26, Lewis 1-6, Tupou ½-1, Kafovalu ½-0. USC (1-11): Gillam 1-11. Arizona State (5-43): Gilbert 2-22, Gillam 1-9, Awuzie 1-8, Olugbode 1-4. Stanford (3-28): Carrell 1-7, Coleman ½-6, Falo ½-6, Tupou ½-5, Gilbert ½-4. UCLA (3-28): Awuzie 1-10, Shaver 1-10, Team 1-8. Arizona (4-35): Gilbert 2-18, Carrell 1-16, Falo 1-1. Washington State (2-9): Gillam 1-9, Gilbert 1-0. Utah (3-13): Carrell 1-9, Gillam 1-3, Awuzie 1-1. Washington (2-17): Gilbert 1-9, Coleman ½-4, Olugbode ½-4.

SACKS BY QTR: CU 10-7-9-10 (0-OT); OPP 8-8-8-4 (0-OT)

2016 COLORADO BUFFALO SINGLE-GAME HIGHS

Individual

LONGEST SCORING RUN— 75, Phillip Lindsay vs. Arizona State  
LONGEST NON-SCORING RUN— 37, Phillip Lindsay at Southern California  
LONGEST SCORING PASS— 70, Sefo Liufau to Shay Fields at Michigan  
LONGEST NON-SCORING PASS— 66, Sefo Liufau to Bryce Bobo vs. Arizona State  
LONGEST KICKOFF RETURN— 96, A. Julmisse (48) and P. Lindsay (48) vs. Washington  
LONGEST PUNT RETURN— 68, Isaiah Oliver vs. UCLA (TD)  
LONGEST INTERCEPTION RETURN— 51, twice (Olugbode vs. UCLA, Thompson vs. Utah)  
LONGEST PUNT— 59, Alex Kinney at Stanford  
LONGEST FIELD GOAL— 54, Davis Price vs. Oregon State  
MOST TOUCHDOWNS— 3, on four occasions (Lindsay 2, Fields, Liufau)  
MOST RUSHING ATTEMPTS— 31, Phillip Lindsay vs. Washington State  
MOST RUSHING YARDS— 219, Phillip Lindsay vs. Arizona State  
MOST PASS ATTEMPTS— 44, Sefo Liufau vs. Utah  
MOST PASS COMPLETIONS— 27, Sefo Liufau vs. Washington State  
MOST INTERCEPTIONS THROWN— 3, Sefo Liufau vs. Washington  
MOST PASSING YARDS— 345, Sefo Liufau vs. Washington State  
MOST TOUCHDOWN PASSES— 3, on four occasions (Liufau 2, Montez 2)  
MOST RECEPTIONS— 11, Phillip Lindsay vs. UCLA  
MOST RECEIVING YARDS— 169, Shay Fields vs. Oregon State  
MOST TOTAL OFFENSIVE PLAYS— 65, Sefo Liufau vs. Utah (44 pass, 21 rush)  
MOST TOTAL OFFENSE— 468, Steven Montez at Oregon (333 pass, 135 rush)  
MOST FIELD GOALS ATTEMPTED— 3, on three occasions (Graham 2, Gonzalez)  
MOST FIELD GOALS MADE— 3, Diego Gonzalez vs. Colorado State  
MOST TACKLES— 18, Kenneth Olugbode at Stanford (10 UT)  
MOST SOLO TACKLES— 14, Kenneth Olugbode at Arizona (15 TT)  
MOST TACKLES FOR LOSS— 3, Jordan Carrell at Oregon, Jimmie Gilbert vs. Arizona State  
MOST QUARTERBACK SACKS— 2, Jimmie Gilbert vs. Oregon State, Arizona State, Arizona  
MOST QUARTERBACK HURRIES— 3, Jimmie Gilbert vs. Oregon State, Washington  
MOST INTERCEPTIONS— 2, Tedric Thompson at Stanford, vs. Utah  
MOST PASSES BROKEN UP— 4, Tedric Thompson & Ahkello Witherspoon vs. Utah  
MOST THIRD/FOURTH DOWN STOPS— 4, on 4 occasions (Awuzie, Gilbert, Fisher, Thompson)  
MOST KNOCKDOWN BLOCKS (OL)— 5, Jeromy Irvin vs. Colorado State  
MOST SPECIAL TEAM POINTS— 8, N.J. Falo vs. Oregon State (3T, 2 IN20, 2 KD, 1 FF)

THIRD-FOURTH DOWN PASSING

Player	Att-Com-Int	Pct.	Yards	FD	TD	Long	Sacked	Rating
Sefo Liufau.....	85-49- 3	57.6	<b>479</b>	35	2	27	7/42	105.7
Steven Montez.....	41-23- 1	56.1	<b>249</b>	17	3	31t	3/14	126.4
Jordan Gehrke.....	4- 3- 0	75.0	<b>28</b>	2	0	14	0/0	133.8

THIRD-FOURTH DOWN RUSHING

Player	Att.	FD/TD	Pct.	Yards	Avg.	TD	3/4-&-1
Jordan Gehrke.....	1	1	<b>100.0</b>	23	23.0	0	0-0
Shay Fields.....	1	1	<b>100.0</b>	12	12.0	0	0-0
Michael Adkins.....	1	1	<b>100.0</b>	7	7.0	0	0-0
Kyle Evans.....	12	10	<b>83.3</b>	36	3.0	2	9-8
Phillip Lindsay.....	18	11	<b>61.1</b>	80	4.4	1	15-11
Sefo Liufau.....	42	23	<b>54.8</b>	223	5.3	1	8-6
Steven Montez.....	9	4	<b>44.4</b>	65	7.2	0	2-1
Beau Bisharat.....	1	0	<b>0.0</b>	2	2.0	0	0-0
Jay MacIntyre.....	1	0	<b>0.0</b>	5	5.0	0	0-0
Troy Lewis.....	3	0	<b>0.0</b>	8	2.7	0	0-0
Donovan Lee.....	3	0	<b>0.0</b>	-1	-0.3	0	0-0
Team.....	5	0	<b>0.0</b>	-9	-1.8	0	0-0

THIRD-FOURTH DOWN RECEIVING

Player	No.	Yards	Avg.	FD	TD	Long
Devin Ross.....	<b>16</b>	124	7.8	11	0	17
Phillip Lindsay.....	<b>15</b>	109	7.3	7	0	16
Shay Fields.....	<b>13</b>	147	11.3	11	1	18
Bryce Bobo.....	<b>10</b>	111	11.1	7	2	31t
Jay MacIntyre.....	<b>8</b>	100	12.5	7	0	23
Kyle Evans.....	<b>4</b>	60	15.0	3	0	21
Kabion Ento.....	<b>3</b>	57	19.0	3	1	27
Donovan Lee.....	<b>2</b>	23	6.5	2	0	13
Johnny Huntley.....	<b>1</b>	14	14.0	1	0	14
Joey Hall.....	<b>1</b>	6	6.0	1	0	6
Chris Hill.....	<b>1</b>	4	4.0	1	1	4t
Michael Adkins II.....	<b>1</b>	1	1.0	0	0	1

Team Bests/Highs

MOST FIRST DOWNS— 32, vs. Idaho State, at Oregon  
MOST RUSHING ATTEMPTS— 59, vs. Washington State  
MOST RUSHING YARDS— 315, vs. Arizona State  
MOST PASS ATTEMPTS— 44, at Southern California  
MOST COMPLETIONS— 28, at Southern California  
MOST INTERCEPTIONS THROWN— 3, vs. UCLA, vs. Washington  
MOST PASSING YARDS— 345, vs. Washington State  
MOST OFFENSIVE PLAYS— 100, vs. Washington State  
MOST TOTAL OFFENSE— 603, vs. Washington State  
FEWEST FUMBLES— 0, on four occasions  
MOST FUMBLES— 4, vs. UCLA  
FEWEST TURNOVERS— 0, at Michigan, Oregon State, at Stanford  
MOST TURNOVERS— 4, vs. UCLA  
MOST TIME OF POSSESSION— 36:36, vs. Idaho State  
LONGEST TOUCHDOWN DRIVE— 87 yards, on two occasions (at Oregon, Oregon St.)  
LONGEST FIELD GOAL DRIVE— 72 yards (12 plays), vs. Arizona State

Defensive Bests

FEWEST FIRS T DOWNS ALLOWED— 7, vs. Idaho State, Arizona State  
FEWEST RUSHING ATTEMPTS ALLOWED— 14, by Idaho State  
FEWEST RUSHING YARDS ALLOWED— 25, vs. UCLA  
FEWEST PASS ATTEMPTS ALLOWED— 24, vs. Washington  
FEWEST PASS COMPLETIONS ALLOWED— 9, vs. Washington  
FEWEST PASSING YARDS ALLOWED— 61, vs. Idaho State  
MOST INTERCEPTIONS— 3, at Stanford  
FEWEST TOTAL PLAYS ALLOWED— 56, vs. Idaho State  
FEWEST TOTAL YARDS ALLOWED— 96, vs. Idaho State  
MOST FUMBLES FORCED— 4, vs. Oregon State (two on special teams)  
MOST TURNOVERS GAINED— 4, on four occasions (CSU, USC, Stanford, Utah)  
MOST PASSES BROKEN UP— 12, vs. Utah  
MOST QUARTERBACK SACKS— 5, vs. Arizona State  
MOST QUARTERBACK HURRIES— 9, vs. Arizona State  
MOST TACKLES FOR LOSS— 8, vs. Arizona State, Utah

## GAME-BY-GAME INDIVIDUAL CHARTS / OFFENSE

## RUSHING

## MICHAEL ADKINS II

	Att	Yds	Avg.	Long	TD
Colorado State .....	DNP				
Idaho State .....	DNP				
Michigan .....	2	-4	-2.0	-2	0
Oregon .....	DNP				
Oregon State .....	7	31	4.4	16	1
USC .....	DNP				
Arizona State .....	DNP				
Stanford .....	DNP				
UCLA .....	DNP				
Arizona .....	1	3	3.0	3	0
Washington State .....	DNP				
Utah .....	DNP				
Washington .....	DNP				

## BEAU BISHARAT

	Att	Yds	Avg.	Long	TD
Colorado State .....	4	17	4.3	7	0
Idaho State .....	8	19	2.4	5	0
Michigan .....	0	0	0.0	0	0
Oregon .....	0	0	0.0	0	0
Oregon State .....	3	9	3.0	5	0
USC .....	0	0	0.0	0	0
Arizona State .....	0	0	0.0	0	0
Stanford .....	0	0	0.0	0	0
UCLA .....	0	0	0.0	0	0
Arizona .....	0	0	0.0	0	0
Washington State .....	0	0	0.0	0	0
Utah .....	0	0	0.0	0	0
Washington .....	0	0	0.0	0	0

## KYLE EVANS

	Att	Yds	Avg.	Long	TD
Colorado State .....	8	41	5.2	20	1
Idaho State .....	15	52	3.5	8	1
Michigan .....	4	17	4.3	7	0
Oregon .....	10	61	6.1	17	0
Oregon State .....	15	43	2.8	7	0
USC .....	1	2	2.0	2	0
Arizona State .....	11	59	5.4	16t	1
Stanford .....	14	60	4.3	16	0
UCLA .....	2	8	4.0	5	0
Arizona .....	0	0	0.0	0	0
Washington State .....	3	8	2.7	5	0
Utah .....	1	-5	-5.0	-5	0
Washington .....	0	0	0.0	0	0

## DONOVAN LEE

	Att	Yds	Avg.	Long	TD
Colorado State .....	10	44	4.4	21	0
Idaho State .....	8	40	5.0	15	0
Michigan .....	1	3	3.0	3	0
Oregon .....	2	-2	-1.0	1	0
Oregon State .....	7	15	2.1	9	0
USC .....	0	0	0.0	0	0
Arizona State .....	DNP				
Stanford .....	DNP				
UCLA .....	0	0	0.0	0	0
Arizona .....	0	0	0.0	0	0
Washington State .....	DNP				
Utah .....	0	0	0.0	0	0
Washington .....	0	0	0.0	0	0

## PHILLIP LINDSAY

	Att	Yds	Avg.	Long	TD
Colorado State .....	20	95	4.8	13	2
Idaho State .....	7	30	4.3	8	2
Michigan .....	12	51	4.2	15	0
Oregon .....	15	72	4.8	33	1
Oregon State .....	16	90	5.6	22	1
USC .....	11	57	5.2	37	0
Arizona State .....	26	219	8.4	75t	3
Stanford .....	12	131	10.9	26	0
UCLA .....	24	73	3.0	10	1
Arizona .....	25	119	4.8	34t	3
Washington State .....	31	144	4.6	22	2
Utah .....	12	55	4.6	11	0
Washington .....	19	53	2.8	25	1

## SEFO LIUFAU

	Att	Yds	Avg.	Long	TD
Colorado State .....	14	66	4.7	12	0
Idaho State .....	6	54	9.0	19t	1
Michigan .....	8	4	0.5	6	0
Oregon .....	DNP				
Oregon State .....	DNP				
USC .....	3	2	0.7	6	0
Arizona State .....	14	38	2.7	9	1
Stanford .....	17	38	2.3	14	0
UCLA .....	23	58	2.5	10	0
Arizona .....	17	56	3.3	22	1
Washington State .....	23	108	4.7	16	3
Utah .....	21	59	2.8	12	1
Washington .....	6	13	2.2	25	0

## TROY LEWIS

	Att	Yds	Avg.	Long	TD
Colorado State .....	DNP				
Idaho State .....	9	33	3.7	17	0
Michigan .....	DNP				
Oregon .....	DNP				
Oregon State .....	DNP				
USC .....	DNP				
Arizona State .....	DNP				
Stanford .....	DNP				
UCLA .....	DNP				
Arizona .....	DNP				
Washington State .....	DNP				
Utah .....	DNP				
Washington .....	DNP				

## STEVEN MONTEZ

	Att	Yds	Avg.	Long	TD
Colorado State .....	0	0	0.0	0	0
Idaho State .....	4	34	8.5	14	0
Michigan .....	1	0	0.0	0	0
Oregon .....	21	135	6.4	32	1
Oregon State .....	4	28	7.0	14	0
USC .....	13	25	1.9	19	0
Arizona State .....	DNP				
Stanford .....	DNP				
UCLA .....	1	2	2.0	2	0
Arizona .....	0	0	0.0	0	0
Washington State .....	1	0	0.0	0	0
Utah .....	DNP				
Washington .....	3	11	3.7	5	0

## PASSING

## SEFO LIUFAU

	A-C-I	Yds	Long	TD	Rating
Colorado State .....	33-23-0	318	60	1	160.6
Idaho State .....	18-15-0	204	42	2	215.2
Michigan .....	25-16-0	246	70t	3	186.3
Oregon .....	DNP				
Oregon State .....	DNP				
USC .....	3- 2-0	11	7	0	97.5
Arizona State .....	31-23-0	265	66	0	146.0
Stanford .....	25-12-0	135	19	1	106.6
UCLA .....	30-19-2	143	18	0	90.0
Arizona .....	27-19-1	213	47	3	165.9
Washington State .....	41-27-0	345	31	0	136.5
Utah .....	44-23-0	270	42	1	111.3
Washington .....	13- 3-3	21	9	0	-9.5

## STEVE MONTEZ

	A-C-I	Yds	Long	TD	Rating
Colorado State .....	0- 0-0	0	0	0	.....
Idaho State .....	10- 6-0	117	69t	2	224.3
Michigan .....	7- 0-0	0	0	0	0.0
Oregon .....	32-23-2	333	61	3	177.7
Oregon State .....	27-19-0	293	63t	3	198.2
USC .....	40-25-1	197	22	1	107.1
Arizona State .....	DNP				
Stanford .....	DNP				
UCLA .....	3- 1-1	17	17	0	14.3
Arizona .....	0- 0-0	0	0	0	.....
Washington State .....	0- 0-0	0	0	0	.....
Utah .....	DNP				
Washington .....	12- 5-0	60	21	0	83.7

## JORDAN GEHRKE

	A-C-I	Yds	Long	TD	Rating
Colorado State .....	DNP				
Idaho State .....	3- 1-0	14	14	0	72.5
Michigan .....	1- 1-0	1	1	0	108.4
Oregon .....	DNP				
Oregon State .....	3- 2-0	23	13	0	131.1
USC .....	DNP				
Arizona State .....	DNP				
Stanford .....	DNP				
UCLA .....	DNP				
Arizona .....	DNP				
Washington State .....	DNP				
Utah .....	DNP				
Washington .....	DNP				

## RECEIVING

## BRYCE BOBO

	No	Yds	Avg.	Long	TD
Colorado State .....	5	99	19.8	46	0
Idaho State .....	2	7	3.5	7	0
Michigan .....	1	50	50.0	50	0
Oregon .....	5	72	14.4	31t	1
Oregon State .....	4	20	5.0	10	0
USC .....	10	83	8.3	21	1
Arizona State .....	6	110	18.3	66	0
Stanford .....	2	27	13.5	19	0
UCLA .....	2	7	3.5	10	0
Arizona .....	3	19	6.3	10	0
Washington State .....	1	29	29.0	29	0
Utah .....	DNP				
Washington .....	0	0	0.0	0	0

## KABION ENTO

	No	Yds	Avg.	Long	TD
Colorado State .....	0	0	0.0	0	0
Idaho State .....	2	88	44.0	69t	2
Michigan .....	1	16	16.0	16	0
Oregon .....	0	0	0.0	0	0
Oregon State .....	0	0	0.0	0	0
USC .....	1	11	11.0	11	0
Arizona State .....	0	0	0.0	0	0
Stanford .....	0	0	0.0	0	0
UCLA .....	0	0	0.0	0	0
Arizona .....	0	0	0.0	0	0
Washington State .....	2	21	10.5	13	0
Utah .....	2	38	19.0	27	0
Washington .....	0	0	0.0	0	0

## KYLE EVANS

	No	Yds	Avg.	Long	TD
Colorado State .....	0	0	0.0	0	0
Idaho State .....	1	8	8.0	8	0
Michigan .....	0	0	0.0	0	0
Oregon .....	1	21	21.0	21	0
Oregon State .....	3	37	12.3	20	0
USC .....	0	0	0.0	0	0
Arizona State .....	1	32	32.0	32	0
Stanford .....	0	0	0.0	0	0
UCLA .....	0	0	0.0	0	0
Arizona .....	0	0	0.0	0	0
Washington State .....	1	3	3.0	3	0
Utah .....	0	0	0.0	0	0
Washington .....	1	13	13.0	13	0

## SHAY FIELDS

	No	Yds	Avg.	Long	TD
Colorado State .....	3	79	26.3	60	0
Idaho State .....	2	78	39.0	42	0
Michigan .....	4	99	24.8	70t	1
Oregon .....	5	35	7.0	15	1
Oregon State .....	7	169	24.1	63t	3
USC .....	4	32	8.0	13	0
Arizona State .....	2	20	10.0	11	0
Stanford .....	4	51	12.8	15t	1
UCLA .....	3	39	13.0	18	0
Arizona .....	6	108	18.0	47	2
Washington State .....	3	31	10.3	18	0
Utah .....	7	78	11.1	30	1
Washington .....	2	26	13.0	21	0

## JOHNNY HUNTLEY

	No	Yds	Avg.	Long	TD
Colorado State .....	0	0	0.0	0	0
Idaho State .....	1	14	14.0	14	0
Michigan .....	DNP				
Oregon .....	0	0	0.0	0	0
Oregon State .....	0	0	0.0	0	0
USC .....	0	0	0.0	0	0
Arizona State .....	0	0	0.0	0	0
Stanford .....	0	0	0.0	0	0
UCLA .....	0	0	0.0	0	0
Arizona .....	0	0	0.0	0	0
Washington State .....	0	0	0.0	0	0
Utah .....	0	0	0.0	0	0
Washington .....	0	0	0.0	0	0

## SEAN IRWIN

	No	Yds	Avg.	Long	TD
Colorado State .....	0	0	0.0	0	0
Idaho State .....	0	0	0.0	0	0
Michigan .....	0	0	0.0	0	0
Oregon .....	0	0	0.0	0	0
Oregon State .....	DNP				
USC .....	0	0	0.0	0	0
Arizona State .....	0	0	0.0	0	0
Stanford .....	0	0	0.0	0	0
UCLA .....	0	0	0.0	0	0
Arizona .....	0	0	0.0	0	0
Washington State .....	0	0	0.0	0	0
Utah .....	0	0	0.0	0	0
Washington .....	0	0	0.0	0	0

## DYLAN KEENEY

	No	Yds	Avg.	Long	TD
Colorado State .....	0	0	0.0	0	0
Idaho State .....	0	0	0.0	0	0
Michigan .....	0	0	0.0	0	0
Oregon .....	0	0	0.0	0	0
Oregon State .....	1	8	8.0	8	0
USC .....	0	0	0.0	0	0
Arizona State .....	0	0	0.0	0	0
Stanford .....	0	0	0.0	0	0
UCLA .....	0	0	0.0	0	0
Arizona .....	0	0	0.0	0	0
Washington State .....	0	0	0.0	0	0
Utah .....	0	0	0.0	0	0
Washington .....	0	0	0.0	0	0



## GAME-BY-GAME INDIVIDUAL CHARTS / DEFENSE

## DEFENSIVE

## CHIDOBE AWUZIE, CB

Plays	UT,AT-TT	TFL	PD	3Ds	Other
Colorado State.....	55	8,1—9	1-2	1	4 INT
Idaho State.....	24	2,0—2	0-0	1	QBH
Michigan.....	71	5,0—5	1-10	1	1 FF
Oregon.....	76	3,1—4	0-0	0	0
Oregon State.....	56	1,1—2	0-0	1	2 QBH
USC.....	78	3,0—3	0-0	0	0 TDS
Arizona State.....	63	3,0—3	1-8	2	2 QBS
Stanford.....	62	3,3—6	1-1	2	2
UCLA.....	59	5,0—5	1-10	0	1 QS,Blk
Arizona.....	72	2,1—3	0-0	1	1
Washington State...	75	4,1—5	0-0	0	1 2-TZ
Utah.....	80	5,2—7	1-1	2	3 FR,QS
Washington.....	78	4,2—6	0-0	2	2

## JORDAN CARRELL, DE

Plays	UT,AT-TT	TFL	PD	3Ds	Other
Colorado State.....	37	3,0—3	0-0	0	0 2-QBH
Idaho State.....	22	2,1—3	1-3	0	1 QBS
Michigan.....	59	2,2—4	0-0	0	0 QBH
Oregon.....	75	5,2—7	3-14	0	0 1½-QS
Oregon State.....	35	3,1—4	0-0	0	0 2-QBH
USC.....	68	4,3—7	0-0	0	1 FR,QH
Arizona State.....	44	2,1—3	0-0	0	0 TZ,QCD
Stanford.....	53	2,2—4	1-7	0	1 QBS
UCLA.....	49	0,0—0	0-0	0	0 QBH
Arizona.....	63	6,0—6	1-16	0	1 QBH
Washington State...	55	1,1—2	0-0	0	0
Utah.....	65	2,1—3	1-9	0	0 QBS
Washington.....	70	2,3—5	0-0	0	1 TZ

## TIMOTHY COLEMAN, DE

Plays	UT,AT-TT	TFL	PD	3Ds	Other
Colorado State.....	17	1,0—1	0-0	0	0 QBH
Idaho State.....	23	0,2—2	0-0	0	0
Michigan.....	8	0,1—1	0-0	0	0
Oregon.....	-----	DNP	-----	-----	-----
Oregon State.....	21	0,1—1	0-0	0	0
USC.....	8	0,0—0	0-0	0	0
Arizona State.....	14	0,0—0	0-0	0	0
Stanford.....	11	1,1—2	1-6	0	2 ½-S,FF
UCLA.....	11	0,0—0	0-0	0	0
Arizona.....	17	2,1—3	0-0	0	0
Washington State...	22	0,0—0	0-0	0	0
Utah.....	14	0,0—0	0-0	0	0
Washington.....	8	1,1—2	1-4	0	0 1/2-QS

## NICK FISHER, CB

Plays	UT,AT-TT	TFL	PD	3Ds	Other
Colorado State.....	6	0,0—0	0-0	0	0
Idaho State.....	25	0,0—0	0-0	0	0
Michigan.....	-----	ST ONLY	-----	-----	-----
Oregon.....	-----	DNP	-----	-----	-----
Oregon State.....	-----	ST ONLY	-----	-----	-----
USC.....	5	1,2—3	0-0	0	1
Arizona State.....	-----	ST ONLY	-----	-----	-----
Stanford.....	1	1,0—1	0-0	0	0
UCLA.....	1	0,0—0	0-0	0	0
Arizona.....	1	0,0—0	0-0	0	0
Washington State...	67	4,2—6	0-0	1	4 4DS
Utah.....	1	0,0—0	0-0	0	0
Washington.....	-----	ST ONLY	-----	-----	-----

## JASE FRANKE, DE

Plays	UT,AT-TT	TFL	PD	3Ds	Other
Colorado State.....	11	2,0—2	0-0	0	0 FF,QCD
Idaho State.....	26	1,2—3	0-0	1	0 0 TZ,QBH
Michigan.....	3	0,0—0	0-0	0	0
Oregon.....	3	1,0—1	0-0	0	0
Oregon State.....	13	3,1—4	0-0	0	0
USC.....	4	0,0—0	0-0	0	0
Arizona State.....	6	0,0—0	0-0	0	0
Stanford.....	7	1,0—1	0-0	0	0
UCLA.....	-----	DNP	-----	-----	-----
Arizona.....	4	1,0—1	0-0	0	0
Washington State...	7	0,0—0	0-0	0	0
Utah.....	4	0,0—0	0-0	0	0
Washington.....	4	0,1—1	0-0	0	0

## RICK GAMBOA, ILB

Plays	UT,AT-TT	TFL	PD	3Ds	Other
Colorado State.....	48	3,2—5	0-0	1	1
Idaho State.....	26	1,2—3	0-0	1	0
Michigan.....	66	7,5—12	1-5	0	1
Oregon.....	62	4,8—12	0-0	1	2
Oregon State.....	29	1,2—3	0-0	1	1 INT(TD)
USC.....	50	6,2—8	0-0	0	0 TZ
Arizona State.....	32	1,2—3	0-0	0	0
Stanford.....	30	2,5—7	0-0	0	0
UCLA.....	31	3,2—5	0-0	0	1
Arizona.....	43	3,0—3	0-0	0	1 FR
Washington State...	34	3,2—5	0-0	0	0
Utah.....	26	6,3—9	2-5	0	0 FF
Washington.....	22	2,2—4	0-0	0	1

## JIMMIE GILBERT, OLB

Plays	UT,AT-TT	TFL	PD	3Ds	Other
Colorado State.....	45	1,1—2	1-16	0	1 FF
Idaho State.....	29	3,2—5	1-5	1	2 2-QBH
Michigan.....	69	1,1—2	1-2	0	1 QBS
Oregon.....	73	1,0—1	1-4	0	0 ½-QBS
Oregon State.....	47	7,0—7	2-26	0	1 2-FF/QS
USC.....	77	3,1—4	0-0	1	1 FF
Arizona State.....	57	3,4—7	3-26	0	4 2-QBS
Stanford.....	58	4,1—5	1-4	0	0 ½-QBS
UCLA.....	6	1,0—1	0-0	0	1 QCD,H
Arizona.....	76	3,1—4	2-18	0	3 2-QC,H
Washington State...	71	2,0—2	1-0	0	2 FF,QBS
Utah.....	80	6,1—7	1-2	0	3 2-QBH
Washington.....	78	2,2—4	1-9	1	3 QBS

## ADDISON GILLAM, ILB

Plays	UT,AT-TT	TFL	PD	3Ds	Other
Colorado State.....	23	2,1—3	0-0	0	0
Idaho State.....	9	0,0—0	0-0	0	0
Michigan.....	7	1,0—1	0-0	0	0
Oregon.....	16	2,4—6	0-0	0	1
Oregon State.....	30	4,3—7	0-0	1	0 QBH
USC.....	30	4,1—5	1-11	0	1 FF,QBS
Arizona State.....	31	2,3—5	2-10	0	1 3-QBH
Stanford.....	32	2,3—5	0-0	0	0
UCLA.....	28	5,1—6	0-0	1	1 TZ
Arizona.....	35	6,0—6	0-0	0	0 QBH
Washington State...	41	6,1—7	1-9	1	1 QBS,FR
Utah.....	55	4,1—5	1-3	0	0
Washington.....	56	10,1—11	1-1	0	0

## TERRAN HASSELBACH, OLB

Plays	UT,AT-TT	TFL	PD	3Ds	Other
Colorado State.....	22	0,0—0	0-0	0	0
Idaho State.....	23	1,0—1	0-0	0	0
Michigan.....	3	0,0—0	0-0	0	0
Oregon.....	21	1,0—1	0-0	0	0
Oregon State.....	16	0,0—0	0-0	1	1
USC.....	2	0,0—0	0-0	0	0
Arizona State.....	2	0,0—0	0-0	0	0
Stanford.....	-----	DNP	-----	-----	-----
UCLA.....	25	1,0—1	0-0	0	0
Arizona.....	2	0,0—0	0-0	0	0
Washington State...	-----	ST ONLY	-----	-----	-----
Utah.....	1	0,0—0	0-0	0	0
Washington.....	-----	ST ONLY	-----	-----	-----

## LEO JACKSON III, DE

Plays	UT,AT-TT	TFL	PD	3Ds	Other
Colorado State.....	15	1,0—1	0-0	0	0
Idaho State.....	23	0,0—0	0-0	0	0
Michigan.....	19	0,1—1	0-0	0	0
Oregon.....	29	2,0—2	0-0	0	0 QCD
Oregon State.....	26	3,1—4	0-0	0	0
USC.....	26	1,1—2	0-0	0	0
Arizona State.....	24	0,1—1	0-0	0	1 QBH
Stanford.....	5	0,0—0	0-0	0	0
UCLA.....	10	0,1—1	0-0	0	0
Arizona.....	33	1,0—1	0-0	0	0
Washington State...	17	1,0—1	0-0	0	0
Utah.....	16	1,0—1	0-0	0	0
Washington.....	11	0,1—1	0-0	0	0

## ANTHONY JULMISSE, CB

Plays	UT,AT-TT	TFL	PD	3Ds	Other
Colorado State.....	5	0,0—0	0-0	0	0 FR
Idaho State.....	27	3,0—3	0-0	0	0 INT
Michigan.....	-----	ST ONLY	-----	-----	-----
Oregon.....	-----	ST ONLY	-----	-----	-----
Oregon State.....	10	0,0—0	0-0	0	0
USC.....	-----	ST ONLY	-----	-----	-----
Arizona State.....	-----	ST ONLY	-----	-----	-----
Stanford.....	-----	ST ONLY	-----	-----	-----
UCLA.....	3	0,0—0	0-0	0	0
Arizona.....	-----	ST ONLY	-----	-----	-----
Washington State...	8	0,0—0	0-0	0	0
Utah.....	-----	ST ONLY	-----	-----	-----
Washington.....	-----	ST ONLY	-----	-----	-----

## SAMSON KAFOTALU, DE

Plays	UT,AT-TT	TFL	PD	3Ds	Other
Colorado State.....	45	3,0—3	0-0	0	0
Idaho State.....	23	1,1—2	0-0	0	0 QBH
Michigan.....	50	3,3—6	1-8	0	0 2-3DS
Oregon.....	51	5,2—7	1-7	0	1 QBS
Oregon State.....	36	2,2—4	1-0	0	0 ½-QBS
USC.....	57	0,4—4	0-0	0	0 QBH
Arizona State.....	40	1,1—2	0-0	0	2 2-QBH
Stanford.....	54	1,1—2	0-0	0	0
UCLA.....	49	3,1—4	0-0	0	1 QBH,TZ
Arizona.....	46	2,1—3	0-0	0	0 TZ,QH
Washington State...	54	6,0—6	0-0	0	0 QCD
Utah.....	59	1,1—2	0-0	0	1 TZ,QBH
Washington.....	67	2,2—4	0-0	0	0

## AFOLABI LAGUDA, S

Plays	UT,AT-TT	TFL	PD	3Ds	Other
Colorado State.....	55	4,1—5	1-1	0	0
Idaho State.....	27	1,2—3	0-0	0	0
Michigan.....	71	4,1—5	0-0	0	1
Oregon.....	78	6,2—8	0-0	1	0 2-TZ
Oregon State.....	56	3,1—4	0-0	0	0
USC.....	73	8,3—11	0-0	0	0 FF,FR
Arizona State.....	63	1,2—3	0-0	1	1 INT
Stanford.....	62	6,2—8	0-0	0	1
UCLA.....	59	3,4—7	0-0	1	0 TZ
Arizona.....	76	6,6—12	0-0	0	0
Washington State...	13	0,0—0	0-0	0	0
Utah.....	81	3,1—4	0-0	2	0
Washington.....	78	4,6—10	1-5	1	0

## DREW LEWIS, ILB

Plays	UT,AT-TT	TFL	PD	3Ds	Other
Colorado State.....	4	0,0—0	0-0	0	0
Idaho State.....	29	3,1—4	0-0	1	1
Michigan.....	-----	ST ONLY	-----	-----	-----
Oregon.....	-----	ST ONLY	-----	-----	-----
Oregon State.....	10	3,0—3	1-6	0	1 QBS
USC.....	-----	ST ONLY	-----	-----	-----
Arizona State.....	-----	ST ONLY	-----	-----	-----
Stanford.....	-----	ST ONLY	-----	-----	-----
UCLA.....	-----	ST ONLY	-----	-----	-----
Arizona.....	3	1,0—1	0-0	0	0
Washington State...	-----	ST ONLY	-----	-----	-----
Utah.....	-----	ST ONLY	-----	-----	-----
Washington.....	-----	ST ONLY	-----	-----	-----

## MICHAEL MATHEWES, DL

Plays	UT,AT-TT	TFL	PD	3Ds	Other
Colorado State.....	-----	DNP	-----	-----	-----
Idaho State.....	8	0,1—1	0-0	0	1 QBH
Michigan.....	-----	DNP	-----	-----	-----
Oregon.....	-----	DNP	-----	-----	-----
Oregon State.....	7	0,0—0	0-0	0	0
USC.....	-----	DNP	-----	-----	-----
Arizona State.....	-----	DNP	-----	-----	-----
Stanford.....	-----	DNP	-----	-----	-----
UCLA.....	-----	DNP	-----	-----	-----
Arizona.....	-----	DNP	-----	-----	-----
Washington State...	-----	DNP	-----	-----	-----
Utah.....	-----	DNP	-----	-----	-----
Washington.....	-----	DNP	-----	-----	-----

## DEREK McCARTNEY, OLB

	Plays	UT,AT-T	TFL	PD	3Ds	Other
Colorado State.....	43	1,2—3	1-2	0	1	QCD
Idaho State.....			—INJ			
Michigan.....	24	0,0—0	0-0	0	0	FR(TD)
Oregon.....			—INJ			
Oregon State.....			—INJ			
USC.....			—INJ			
Arizona State.....			—INJ			
Stanford.....			—INJ			
UCLA.....			—INJ			
Arizona.....			—INJ			
Washington State....			—INJ			
Utah.....			—INJ			
Washington.....			—INJ			

## DRIVE ENGINEERING

Quarterback	Drives		Drives Ended By-----										Points	Pts./	Quarterback		**Directing Offense		
	Started	TD	FG	FGA	PNT	DWN	TRN	SAF	CLK	RPL	Yielded	Drive	Drive Efficiency*	Plays	Yards	Avg.	3 & Out		
#SEFO LIUFAU .....	121	35	12	7	43	5	12	1	7	0	280	<b>2.31</b>	38.8%	47.4%	682	3884	5.70	34	
STEVEN MONTEZ.....	55	14	5	0	22	2	5	0	5	2	112	<b>2.04</b>	34.5%	39.6%	299	1805	6.04	14	
#JORDAN GEHRKE.....	5	1	0	1	3	1	0	0	0	0	7	<b>1.40</b>	20.0%	40.0%	38	154	4.05	3	
COLORADO .....	181	50	17	8	68	8	17	1	12	(2)	399	<b>2.20</b>	37.0%	44.4%	1019	5843	5.73	51	
OPPONENTS.....	183	27	16	10	84	9	26	0	11	(0)	236	<b>1.29</b>	23.5%	30.8%	902	4281	4.75	60	

\*—second number is the percentage the QB has put his team in position to score, allowing for missed field goals, minus drives ended by the clock and if replaced. #-- Liufau's drives add to one more than started (replaced Montez at USC); Gehrke's drives add to one more than started (replaced Montez vs. ISU); \*\*—excludes kneel-downs, spiked passes and fake/muffed punt plays when not actually directing offense: Liufau 13-(-30); Montez 5-(-11); Opponents 8-(-13).

## KICKOFF ANALYSIS

Kicker	Total	Ret.	Yards	(Avg.)	FC	MF	NA	TB	EZ(+)	In20/25	OB	OnS	SQB	OSY	Ret.	ASY	Ret.
C. GRAHAM.....	51	23	3260	<b>63.9</b>	2	0	2	20	(9)	5/11	4	(0)	(0)	1440	691	O 28	O 30
D. GONZALEZ.....	19	3	1387	<b>73.0</b>	0	0	0	16	(13)	0/0	0	(0)	(0)	516	116	O 27	O 39
D. PRICE.....	14	9	937	<b>66.9</b>	0	0	0	5	(2)	2/5	0	(0)	(0)	350	225	O 25	O 25
OPPONENTS.....	54	20	3737	<b>69.2</b>	0	0	0	33	(21)	5/11	1	(0)	(0)	1417	557	O 26	O 28

KICKOFF KEY: MF—muffed; NA—no attempt at a return; EZ+—through or over end zone; OSY—Opponent Starting Yardline;

ASY—Average Starting Yardline; Ret—averages using returned kicks only. Onsides (OnS), short squibs (SQB) and free kicks are omitted in figuring the above; out-of-bounds are not; returns may not add to team totals due to those credited on on-side kicks; free kicks following safeties NOT included. **FREE KICKS (Punt Style):** Colorado 0, Opponents 0.

## YARDAGE SUMMARY

Team	Plays	20+	10+	5+	1-4	0	Neg.
Colorado.....	1037	57	188	439	294	214	90
Opponent.....	910	48	150	326	262	248	74

## FIRST DOWN TENDENCIES

	Rushing-----			*Passing-----			OVERALL-----			Times Gained-----			Miscellany-----			Second Half		
	Plays	Yards	Avg.	Plays	Yards	Avg.	Plays	Yards	Avg.	20+	10+	5+	2-	0	Neg.	TD	QBS	TO
COLORADO .....	297	1385	4.7	154	1311	8.5	<b>451</b>	<b>2696</b>	<b>5.98</b>	26	73	177	207	81	36	22	5	5
Opponents.....	226	1130	5.0	158	808	5.1	<b>384</b>	<b>1938</b>	<b>5.05</b>	17	59	144	172	80	24	13	9	11

\*—kept like the NFL in that quarterback sacks are deducted from passing to present the accurate picture.

## YARDS GAINED ANALYSIS

[Third down plays replayed due to penalty but yards awarded: Colorado 0, Opponents 0.]

Team	1st Down-----			2nd Down-----			3rd Down-----			4th Down-----			Season-----			*By Quarter-----			Opp. Territory-----			Breakdown-----		
	Att.	Yards	Avg.	Att.	Yards	Avg.	Att.	Yards	Avg.	Att.	Yards	Avg.	Att.	Yards	Avg.	1st	2nd	3rd	4th	Att.	Yards	Avg.	+	0
COLORADO .....	451	2696	6.0	350	1949	5.6	220	1129	5.1	16	28	1.8	<b>1037</b>	<b>5802</b>	<b>5.59</b>	1725	1586	1544	947	466	2437	5.2	733	214
Opponents.....	384	1938	5.1	301	1408	4.7	206	829	4.0	19	93	4.9	<b>910</b>	<b>4268</b>	<b>4.69</b>	1039	1123	1236	870	376	1538	4.1	588	248

\*—Overtime Yards: N/A. Drives In Opponent Territory (minus those with 50+scores): Colorado 98/175 (56.0%, 24.9 yards per drive); Opponent 91/183 (49.7%, 16.9 ypd)

## THIRD DOWN EFFICIENCY ANALYSIS

[4th-&-1: Colorado 4-4 (3-3 rush, 1-1 pass), Opponents 3-4 (2-3 rush)]

Team	3rd Down and-----										Second									
	1	2	3	4	5	6	7	8	9	10	11-14	15-19	20+	RUSH	PASS	Half/OT	TOTAL	PCT.		
COLORADO .....	26-34	17-21	7-14	8-16	9-23	9-17	7-21	3-10	2-11	8-22	2-20	0-5	0-6	46-89	52-131	47-119	<b>98-220</b>	44.5		
Opponents.....	7-10	11-17	9-18	9-19	6-17	4-24	4-21	5-16	2-9	2-20	4-17	2-14	0-4	28-57	37-149	36-116	<b>65-206</b>	31.6		

AVERAGE YARDS TO GO: Colorado 6.3 (220/1379); Opponents 7.4 (206/1528). **SECOND DOWN EFFICIENCY:** Colorado 116-350 (33.1%; 1-4 yds: 49-80); Opponent 80-301 (26.6%; 1-4 yds: 27-47).

## TURNOVER ANALYSIS

Team	Opp/CU		Own Territory-----										Opponent Territory-----										Last 2 Min./OT**	
	TO	PTS	(TD,FG)	Pct.(Pts.)	EZ/G-10	11-20	21-30	31-40	41-50	49-60	39-50	29-30	19-10	9-6/EZ	=	Total	(TD*)	1st	2nd	3rd	4th	OT	1st	2nd
COLORADO .....	19	57	(6,5)	21.4 (266)	0	1	1	7	3	0	4	1	2	0	=	<b>19</b>	(1)	5	3	8	3	0	1	(1)
Opponents.....	26	64	(7,5)	15.0 (427)	0	3	0	3	4	3	3	4	2	4	=	<b>26</b>	(3)	4	5	8	9	0	2	(1)

First Offensive Play After Gaining TO: Colorado 22-118, 5.4 avg., 67 long, 1 TD (18-43 rush/4-3-0, 75, 1 TD pass); Opponent: 18-141, 7.9 avg., 41 long, 1 TD (9-112 rush/8-5-0, 37 pass; 1 QBS-(-8)).

\*—interception or fumble returns for a touchdown; \*\*—number in parenthesis is number of turnovers in last 2-minutes while team is protecting lead or trying to tie or go ahead.

## YARDS LOST DUE TO PENALTIES

	Colorado	Opponent
Times Penalized After Offensive Gain.....	6	10
Yards Lost Due To Penalties.....	84	45
Touchdowns Cost (Field Goals Cost) .....	0 (0)	0 (0)
First Downs Lost.....	4	0

## GOAL-TO-GO SITUATIONS

Team	Summary-----										GTG Plays-----					1-Yard Line	
	Total	TD	FG	FGA	TO	DWN	CLK	ROC			Plays	TDs	Pct.	Plays	TDs	1st-H	2nd-H
COLORADO.....	30	22	5	3	0	0	0	(0)			63	22	34.9	18	10		
OPPONENTS.....	20	14	4	0	2	0	0	(0)			42	14	33.3	4	3		

## EXPANDED PUNTING

Player	Punts	Yards	Avg.	Spot	Ret.	Yards	Return	Return	Returned	Avg.	In20/15/10/5	TB	FC	60+	No.	Yds.	Avg.	No.-Yds (In20)	No.	Yds.	Avg.
ALEX KINNEY .....	66	2723	41.26	C33	25	308	12.3	55t	62.1	35.38	15/8/5/0	4	26	0	18	747	41.5	9-335 (5)	57	2388	41.9
Average Spot—yardline where punts average from: Kinney 66/2162. Left-footed punts: 1-33 (33.0 avg., 0 In20)																					

Average Spot—yardline where punts average from: Kinney 66/2162. Left-footed punts: 1-33 (33.0 avg., 0 In20)

## AVERAGE STARTING FIELD POSITION

	Colorado	Opponent
Drives Started .....	181	183
Cumulative Starting Yardlines .....	5225	5642
Average Field Position.....	C29	O31
Drives Started In Plus Territory .....	20	23
Scores/TD,FG.....	12/6,6	16/8,8
FGA/Punts/Downs/Clock.....	1/2/2/0	3/1/1/0
Turnovers/Ran Out Clock.....	2/1	1/1
Points.....	60	80
Drives Started Inside/At Own 20 .....	55 (38/17)	43 (31/12)
Points Scored (TD/FG) .....	79 (10/3)	21 (3/0)

## SCORING PERCENTAGE INSIDE-THE-20 (Red Zone)

	Colorado	Opponent
Times Penetrated Opponent 20.....	57	41
Total Scores .....	51	31
Touchdowns (Rush/Pass).....	37 (27/10)	22 (11/11)
Field Goals-Attempts .....	14-19	9-14
Turnovers/Downs/Punts/Clock .....	0/1/0/0	4/1/0/0
Scores From Outside The RZ/TD,FG .....	16/13.3	12/5.7
Scoring Percentage (TD Pct.).....	89.5 (64.9)	75.6 (53.7)
Total Red Zone Plays/Yards (Avg.) .....	155/538 (3.5)	96/305 (3.2)
Third Down Efficiency.....	11-29/37.9	7-23/30.4
Fourth Down Efficiency.....	2-3/66.7	2-3/66.7
*Ran Out Clock Not Trying To Score.....	0	1

(\*—not included in total count above; the 20 IS NOT in the Red Zone)

## FIRST DOWNS EARNED

Player	Rush	Pass	Rec.	—	Total (3/4)
SEFO LIUFAU .....	37	86	1	—	<b>124</b> (57)
PHILLIP LINDSAY .....	58	0	17	—	<b>75</b> (18)
STEVEN MONTEZ .....	14	47	0	—	<b>61</b> (21)
DEVIN ROSS .....	1	0	32	—	<b>33</b> (11)
SHAY FIELDS.....	1	0	30	—	<b>31</b> (12)
KYLE EVANS.....	23	0	5	—	<b>28</b> (13)
BRYCE BOBO .....	0	1	24	—	<b>25</b> (7)
JAY MacINTYRE .....	0	1	16	—	<b>17</b> (7)
KABION ENTO .....	0	0	7	—	<b>7</b> (3)
DONOVAN LEE .....	3	0	2	—	<b>5</b> (2)
JORDAN GEHRKE.....	1	3	0	—	<b>4</b> (3)
MICHAEL ADKINS II.....	2	0	0	—	<b>2</b> (1)
BEAU BISHARAT.....	1	0	0	—	<b>1</b> (0)
JOEY HALL .....	0	0	1	—	<b>1</b> (1)
CHRIS HILL.....	0	0	1	—	<b>1</b> (0)
JOHNNY HUNTLEY.....	0	0	1	—	<b>1</b> (1)
ANTHONY JULMISSE.....	1	0	0	—	<b>1</b> (0)
TROY LEWIS .....	1	0	0	—	<b>1</b> (0)
LEE WALKER .....	0	0	1	—	<b>1</b> (0)

## FUMBLES

Player	No-Lost
EVANS .....	1-0
JULMISSE .....	1-0
MONTEZ .....	1-0
ROSS .....	1-0
BISHARAT .....	1-1
MacINTYRE .....	3-2
LINDSAY .....	4-2
LIUFAU .....	7-4
<b>TEAM TOTAL</b>	<b>19-9</b>

## MISCELLANEOUS

	Colorado	Opponent
Points Scored Last 2 Minutes (Total/1st, 2nd)	34/27,7	17/10,7