



2016 COLORADO BUFFALO FOOTBALL / POSTGAME NOTES (1/2)



Colorado Buffaloes (9-2, 7-1 Pac-12) 38, Washington State Cougars (8-3, 7-1 Pac-12) 24

(Folsom Field, Boulder; November 19)

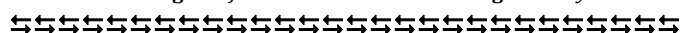
MISCELLANEOUS STATISTICS



FINAL SCORE.....	38	24
Time Spent in the Lead (<i>Tied 12:35</i>).....	26:25	21:00
Total Plays-Yards	100-603	75-462
Plus Territory: Plays-Yards.....	55-298	27-195
Drives With Plays in Plus Territory	12 of 14	7 of 14
First Down Plays/Yards	43/233	33/203
Average on First Down	5.4	6.2
First Half	6.2 (20-124)	8.4 (20-167)
Second Half	4.7 (23-109)	2.8 (13-36)
Rushes/Average.....	27/4.8	9/5.2
Passes/Average (<i>includes sacks</i>).....	16/6.4	24/6.5
Times Gained: 20+/10+/5+	3/5/19	3/6/9
Times Gained: 2-/0/Neg.....	17/10/1	21/15/0
Second Down Efficiency	12-33	7-23
First Half	6-16	4-14
Second Half	6-17	3-9
Yards Gained	207	63
Third Down Efficiency	13-21	4-15
Rushing	5-11	1-2
Passing	8-10	3-13
Average Yards To Go (All)	5.1	6.7
Yards Gained	155	0
3rd & 5 or less.....	9-14	2-6
3rd & 6 or more	4-7	2-9
Fourth Down Efficiency (Yards)	0-3 (8)	2-4 (36)
Total Possessions/Average FP	14/C31	14/WS28
First Half	7/C28	8/WS29
Second Half	7/C34	6/WS27
Drives Started Inside/At Own 20	4 (4/0)	2 (2/0)
Drives Started In Plus Territory	3 (0 pts)	1 (0 pts)
Three Plays & Out	3	3
Opponent Turnovers (Pts)	2 (0)	1 (0)
*Red Zone (pts).....	5-5 (35)	3-4 (17)
Plays-Yards.....	9-61	7-24
Third Down Efficiency	0-0	0-1
Yards by Quarter: 1st	185	168
2nd	101	146
3rd	186	102
4th	125	46

► Players who carried out CU's symbolic instruments today:

Sledgehammer: Johnny Huntley **Toolbox:** Sully Wiefels
United States Flag: Leo Jackson III **Colorado Flag:** Timothy Coleman



QUICKLY This was CU's **400th** all-time victory at home (308th at Folsom Field) ... Colorado is now **9-2** overall for the first time since 2001, and **7-1** in league play for the first time since back-to-back in 2001-02 ... The Buffs have their first five-game overall and conference game winning streak since 2002 when it also won five straight (under Gary Barnett) ... Colorado has now won 10 of the 11 coin tosses this season (and has deferred to the second half all 10 times; USC is the only game it lost the toss) ... Colorado has its most wins since finishing 9-5 in 2002, and this marks CU's **14th 9-win** season in its history ... The Buffs are **5-0** at home for the first time since 1994, their last undefeated season at Folsom (6-0 that year) ... **Uniforms:** This marked the first time the Buffs wore **silver-black-silver** (as in helmet-jersey-pant color) ... CU is now **55-19** against unranked teams in November dating back to the early 1990s ... The attendance of 48,658 was the largest of the season, topping the Arizona State crowd by 70; it is the largest since Nov. 4, 2011,

when 50,083 came through the gates for USC ... CU is now **4-21** under MacIntyre when trailing at halftime (Buffs were down 17-14 at intermission).

Versus The Ranked ... Colorado snapped a **23-game** losing streak against ranked teams (now 1-1 this season), as the last win over a ranked foe was against No. 17 Kansas in 2009 (34-30 in Boulder). Colorado is now 3-1 as a ranked team this year, and it was also MacIntyre's first "official" win over a ranked team (Arizona State was ranked No. 24 in the *USA Today*/Coaches poll when CU won 40-16; but all historical records are solely against those teams ranked by the AP).

Offense Notes ... The Buffs tied their school record with the most 500-yard games in a season with six (1994); CU has scored in 10 straight quarters ... CU gained a season-high 603 yards and is now **17-1** all-time with 600+ yards (2-1 under MacIntyre; loss was the 20T affair at California in 2014) ... CU had two 100-yard rushers for the first since Sept. 26, 2015 (versus Nicholls State); it was the 40th time the Buffs had a 100-yard rusher and receiver and now are **30-10** in those games ... Colorado has now scored a touchdown on 7 of its 11 possessions to open a game (outscored the opponent **49-0**; the Buffs own a similar edge on the first drive of the second half by **31-7**) ...

Defense Notes ... Jimmie Gilbert's sack/fumble force and Addison Gillam's recovery with 2:58 left in the game **extended CU's nation-best streak to forcing at least one turnover in 24 straight games** (Alabama is next with 23) ... WSU averaged 8.4 yards on first down in the first half, but the Buffs kept that to 2.8 after intermission ... Washington State completed under 50 percent of its passes for the first time all year (49.1, 26-of-53; their previous worst was 58.3 versus UCLA, 28-of-48); its 325 yards were the third lowest.

INDIVIDUAL LINER NOTES

► **S Nick Fisher (6,0—6 TT, 4 3DS, 1 PBU).** Subbing for the ejected Afolabi Laguda and for the injured Ryan Moeller, he had a breakout game with six solo tackles (he had four tackles prior to today on the season and five total for his career); he had four third down stops (one was on fourth down), tying the CU season best.

► **WR Jay MacIntyre (7-90, 0 TD, 5 FDE receiving).** He had career highs in receptions, yards and first downs earned, besting the 6-76 effort he had against Idaho State earlier this year.

► **OLB Jimmie Gilbert (4 TT, 1 QBS*, 1 FF).** He recorded his sixth forced fumble of the season, tying again for the lead in the nation, and is one shy of CU's single season record. (**--He will not be credited with a sack for the NCAA/Pac-12 stats, but will have one in CU's records as the school adopted the NFL policy of "sacks for zero yardage" back in the late 1970s, thus consistency for our record-keeping*). He thus now has 9½ on the season, the team-high since Abraham Wright recorded 11½ in 2006.

—MORE—

2016 COLORADO BUFFALO FOOTBALL / POSTGAME NOTES (2/2)


UPDATED PAC-12 STANDINGS


TODAY: COLORADO 38, Washington State 24; Stanford 45, CALIFORNIA 31; Oregon 30, UTAH 28 (HOME in CAPS)

South Division	conference-----					overall-----						
School (AP/Coaches/CFP)	W	L	Pct.	Pts	Opp	W	L	Pct.	Pts	Opp	Next Up	
*COLORADO (#12/#12/#10)	7	1	.875	262	144	9	2	.818	390	203	N 26	UTAH
Southern California (#15/#19/#13).....	6	2	.750	263	166	7	3	.700	314	225	N 19	at UCLA
Utah (#11/#11/#12).....	5	3	.625	262	224	8	3	.727	340	260	N 26	at Utah
Arizona State.....	2	5	.286	203	272	5	5	.500	347	378	N 19	at Washington
UCLA	2	5	.286	192	192	4	6	.400	275	258	N 19	USC
Arizona	0	7	.000	130	316	2	8	.200	224	383	N 19	at Oregon State

*—clinched tie for Division title.

North Division	conference-----					overall-----						
School (AP/Coaches/CFP)	W	L	Pct.	Pts	Opp	W	L	Pct.	Pts	Opp	Next Up	
Washington State (#20/#20/#22).....	7	1	.875	341	199	8	3	.727	467	281	N 25	WASHINGTON
Washington (#7/#7/#6)	6	1	.857	300	149	9	1	.900	448	179	N 19	ARIZONA STATE
Stanford (RV/RV/#24).....	6	3	.667	233	202	8	3	.727	276	225	N 26	RICE
Oregon	2	6	.250	272	374	4	7	.364	401	463	N 26	at Oregon
California.....	2	6	.250	268	382	4	7	.364	409	501	N 26	UCLA
Oregon State.....	1	6	.143	154	250	2	8	.200	238	325	N 19	ARIZONA

 **Third Downs** ... Colorado was **13-of-21** on third down conversions, 61.9 percent), one shy of the school record in a game (14, done on three occasions). CU is now 85-of-183 on the year (46.4%); defensively, WSU came in converting at 51 percent on third down (72-of-142), but were just 4-of-15 today, the 10th CU opponent failing to convert half their tries this season.

 **Home Cooking** ... In five games at Folsom Field this season, CU has outscored the opponents **201-63**, allowing just six touchdowns (three coming on short fields: 27 yards by Idaho State, 31 by Arizona State and 38 by UCLA, the first two following turnovers). CU has outgained the five by 2,647-1,193, with a 140-63 edge in first downs. Opponents are converting at just a **23.1** clip on third downs (18-of-78) and have crossed the 50 just 27 times in 74 drives (106 plays for only 350 yards in plus territory).

INDIVIDUAL LINER NOTES, CONTINUED

► **QB Sefo Liufau (41-27-0, 345, 0 TD passing; 23-108 3 TD rushing; 453 total offense, 22 FDE).** He became just the second player in school history to throw for 300 and run for 100 yards in a single game. He also had a hand in 12 of CU's 13 third down conversions (5 rushing, 8 passing). He went over the 10,000-yard mark in total offense for his career (10,146) and over 9,000 in passing yards (9,277).

--The 453 yards of total offense was the sixth-most for a single-game in school history (he owns the record of 527);

--He had career highs in rushing attempts(23), yards (108) and touchdowns (3); this was his first 100-yard game, and the second 100-yard effort by a CU quarterback this year (Steven Montez had 135 at Oregon).

--He joins Montez as the only players in CU history in 100/300 club (he did it in the Oregon game).

--He remains within one of CU's career mark for TD passes with **59** (Cody Hawkins had 60, 2007-10).

--He owns or shares **84** school records.

► **TB Phillip Lindsay (31-144, 2 TD rushing, 5-50 receiving; 194 all-purpose, 8 FDE).** This was his sixth career 100-yard game, the fourth this season, as he reached the 2,000/1,000 plateaus today: he now has **2,125** career yards (15th all-time at CU), and had become CU's first 1,000-yard rusher (**1,081** in 2016) since Rodney "Speedy" Stewart had 1,318 in 2010. He is the 19th player to reach 2,000 yards for a career and the 15th player to record a 1,000-yard season. He has now scored a rushing touchdown in 8-of-11 games this season and had a receiving TD in a ninth) and has **15** rushing TDs on the year, the most since Chris Brown had 18 in 2002.

► **CB Ahkello Witherspoon** He had a career-high three pass breakups in the game, his sixth of the year with at least and he's had at least one in 10 games (he entered the game first in the Pac-12 in pass breakups and was tied for fifth among all FBS players). His 17 pass breakups are the seventh most in CU single-season history.