

CHARLESTON SOUTHERN

4 BIG SOUTH TITLES • 61 ALL-BIG SOUTH HONORS • 7 BIG SOUTH PLAYERS OF THE YEAR

GAMES

7/8



Winthrop (7-0, 4-0) at
Charleston Southern (1-5, 0-2)
Monday, January 4 | 4 P.M.
Tuesday, January 5 | 3 P.M.



Charleston Southern

Charleston, S.C. • Big South

VS

ESPN+



Winthrop

Rock Hill, S.C. • Big South

MEDIA INFORMATION

BROADCAST: ESPN+

LIVE STATS: CSUsports.com

BE SOCIAL: @CSU_Mbbal / @CSUGameday

>>2020-21 SEASON

N 25	*at N.C. State	ACCN	L, 95-61
N 27	*vs. Eastern Kentucky	--	L, 60-50

D 1	NORTH CAROLINA A&T	ESPN+	L, 70-63
D 8	CARVER	ESPN+	W, 94-59
D 21	*HAMPTON	ESPN+	L, 67-55
D 22	*HAMPTON	ESPN+	L, 70-68

J 4	*WINTHROP	ESPN+	4 P.M.
J 5	*WINTHROP	ESPN+	3 P.M.

J 9	*RADFORD	ESPN+	5 P.M.
J 10	*RADFORD	ESPN+	3 P.M.
J 14	*at UNC Asheville	ESPN+	4 P.M.
J 15	*at UNC Asheville	ESPN3	2 P.M.
J 19	*USC UPSTATE	ESPN+	7 P.M.
J 20	*USC UPSTATE	ESPN+	7 P.M.
J 24	*at Campbell	ESPN+	2 P.M.
J 25	*at Campbell	ESPN+	7 P.M.

F 4	*at High Point	ESPN+	6 P.M.
F 5	*at High Point	ESPN+	6 P.M.
F 11	*LONGWOOD	ESPN+	7 P.M.
F 12	*LONGWOOD	ESPN+	7 P.M.
F 18	*at Presbyterian	ESPN+	7 P.M.
F 19	*at Presbyterian	ESPN+	7 P.M.

BIG SOUTH CHAMPIONSHIP - Campus Sites

M 2	Big South Opening Round	ESPN3	TBA
M 4	Big South Qtrs	ESPN3	TBA
M 5	Big South Semis	ESPN+	TBA
M 7	Big South Championship	ESPN	TBA

Home games in **BOLD CAPS**

All times eastern and subject to change

* Big South game

^ Mako Medical Wolfpack Invitational

2020-21 Record..... 1-5, 0-2
Conference..... Big South
Last Game..... L, 70-68 vs. Hampton

Head Coach..... Barclay Radebaugh (ETSU, '87)
Career Record..... 178-269 (17th Season)
Record at School..... 157-261 (16th Season)
Record vs Winthrop..... 5-23

2020-21 Record..... 7-0, 4-0
Conference..... Big South
Last Game..... W, 94-76 vs. Campbell

Head Coach..... Pat Kelsey (Xavier, '98)
Career Record..... 170-93 (9th Season)
Record at School..... Same
Record vs CSU..... 12-5

>>OPENING TIP

- Charleston Southern opens the 2021 calendar year with the preseason favorite Winthrop Eagles in a pair of Palmetto State showdowns.
- After adjustments to the schedule, the Bucs stay home after having played all four games since Dec. 1 on their home court with a pair versus Radford scheduled for Jan. 9 & 10 from Buccaneer Field House.
- After just one installment of the rivalry last season, the Bucs and Eagles square off for a pair of matinees in a matchup of two preseason top-3 squads.
- Winthrop brings a 12-game win streak into the series dating back to last season, the fourth-longest in the nation. Chandler Vaudrin also posted his third triple-double as an Eagle in their last time out defeating Campbell.
- Monday also marks the earliest CSU and Winthrop meet in a season since the 2016-17 campaign when they played Dec. 29 from Buccaneer Field House.

INSIDE THE SERIES

OVERALL: Winthrop leads 47-24

FIRST MEETING: Jan. 8, 1987 | W, 58-49

LAST MEETING: Jan. 30, 2020 | L, 77-60

HOME: 13-18

AWAY: 10-26

NEUTRAL: 1-3

OT: 1-3

STREAK: Winthrop W1

LAST 5 MEETINGS (WU leads 3-2)

Jan. 30, 2020	Home	L	77-60
March 3, 2019	Neutral	W	77-63
Feb. 23, 2019	Away	L	80-78 2OT
Feb. 7, 2019	Home	L	76-72
Feb. 24, 2018	Away	W	78-75

PRONUNCIATION GUIDE

#4 - Dee-ON-tay BUSS-key

#11 - Jah-Kway-vee-ahn Florence

#22 - Sah-DARE-ee-us Bowser

#24 - FLAN-drous Fleming Jr.

Bar-clay Ray-dah-baw

Saa Nim-lee

Nate Lew-is

>>LINEUP STATISTICS

1	TJ Porter (6-8, R-Fr.)	F	3.7	6.3	1.0	Career-high 8 boards vs NCA&T
2	Emorie Knox (6-0, Fr.)	G	1.5	1.3	2.2	Made debut at NC State
5	Melvin Edwards Jr. (6-6, Fr.)	F	10.2	4.5	0.2	Career-high 21 & 8 vs Hampton
*10	Jamir Moore (6-6, R-So.)	G/F	6.2	2.2	0.3	Career-high 16 pts vs Carver
*11	Ja'Quavian Florence (6-4, Fr.)	G	11.5	5.7	1.3	First double-double vs. ECU (19 pts, 10 rbd)
*12	Ty Jones (6-6, Sr.)	F	6.4	3.6	3.0	CSU career FT% leader (.8); Dbl-Dbl vs. NCA&T
15	Matt Davis (6-6, Fr.)	G	--	--	--	Enrolling early part of 2021 class
22	Sadarius Bowser (6-9, Jr.)	C	1.7	2.5	0.2	T-career high 8 pts vs Carver
*23	Sean Price (6-3, Sr.)	G	9.8	5.7	1.7	Career-high 16 pts, 9 rbd last time out
*24	Phlandrous Fleming (6-4, Sr.)	G	18.3	7.7	2.0	Big South Preseason POY; Triple-Double March 3
50	Malik Battle (6-3, So.)	G	6.8	1.0	1.0	Career-high 16 pts vs Carver
0	Travis Anderson (6-0, R-So.)	G	7.0	0.0	1.0	Will miss rest of 2020-21 season w/ injury
4	Deontaye Buskey (6-1, Sr.)	G	--	--	--	Will miss 2020-21 season w/ injury

*Starters based on previous game

>>FOLLOW THE BUCCANEERS

Twitter:

Main.....@CSUsports

MBB.....@CSU_Mbbal

Facebook:

Main.....CSUsports

Instagram:

Main.....csubucs

MBB.....csu_mbbal

Media Information

Media Contact

Derrick Bennington, Associate Dir. of Athletics Communications
Email: dbennington@csuniv.edu
Phone: 843-863-7433
Cell: 540-448-4167

Interview Requests

All interview requests for Charleston Southern men's basketball players and coaches will run through the CSU sports information office. Contact Derrick Bennington to set up an interview.

CSUSPORTS.COM

For unparalleled coverage of the entire intercollegiate athletics department at Charleston Southern, access csusports.com. The official site of Charleston Southern athletics features in-depth coverage of Buccaneer players, coaches and staff as well as game notes, player biographies, statistics and updates on the Charleston Southern women's basketball program.

Gameday Credentials

Credentials to CSU basketball home games are available upon request through the sports information department. Credentials are issued at the discretion of the CSU athletics department and may be revoked at any point due to inappropriate behavior, inappropriate use of the credential, non-sanctioned transfer of the credential or other reasons deemed worthy of credential revocation by the department.

Practice Availability

All CSU men's basketball practices are closed to the media and general public unless otherwise granted permission by head coach Barclay Radebaugh or the Charleston Southern sports information office. To request access to a CSU basketball practice for the purpose of media coverage, contact the CSU sports information office.

Program Quick Facts

University

Name Charleston Southern University
City/Zip..... Charleston, S.C. 29423-8087
Founded..... 1964
Enrollment (Undergraduate) 3,378
Nickname..... Buccaneers
Mascot..... 'Bucky'
Colors..... Blue (PMS 295) & Gold (PMS 7503)
Band..... "Sixth Man Pep Band"
Affiliation..... NCAA Division I
Conference Big South
President Dr. Dondi E Costin
Director of Athletics Jeff Barber
Associate A.D. (Compliance)/SWA..... Lisa Gilmore
Associate A.D. (Sports Info) Seth Montgomery
Associate A.D. (Development)..... Cliff Miller
Associate A.D. (Facilities)..... Alex Redding
Associate A.D. (Medicine)..... Steele Morris
Athletics Phone (843) 863-7678
Athletics Fax..... (843) 863-7695
Tickets Phone..... (843) 863-7670
Website www.csusports.com
Twitter @CSUsports

Program History

Seasons of Men's Basketball..... 55
First Season..... 1965-66
Overall Record..... 613-877
Big South Record..... 208-268
Last Big South Tournament Appearance 2019
Last Postseason Result..... at Hampton, L, 73-67 (CIT)

Team Information

2019-20 Overall Record 14-18
Big South Record/Finish 7-11/8th
Home Record..... 8-6
Away Record 5-11
Neutral Record 1-1
Starters Returning/Lost 4/1
Letterwinners R/L 10/2
Newcomers 3

Big South Standings

1.	Winthrop	4-0	7-0
2.	Hampton	3-1	4-5
	UNC Asheville	3-1	4-5
	Radford	3-1	4-6
5.	Presbyterian	1-1	3-3
	Gardner-Webb	1-1	2-5
7.	High Point	1-3	3-6
	Longwood	1-3	2-8
	USC Upstate	1-3	1-9
10.	Campbell	0-2	4-6
	Charleston So.	0-2	1-5

KenPom Ratings

1.	Winthrop (102)	4-0	7-0
2.	Gardner-Webb (220)	1-1	2-5
3.	UNC Asheville (228)	3-1	4-5
4.	Campbell (263)	0-2	4-6
5.	High Point (264)	1-3	3-6
6.	Radford (297)	3-1	4-6
7.	USC Upstate (302)	1-3	1-9
8.	Longwood (313)	1-3	2-8
9.	Charleston So. (315)	0-2	1-5
10.	Hampton (331)	3-1	4-5
11.	Presbyterian (344)	1-1	3-3

* Through games played Dec. 31

Statistics Comparison

	CSU	WU
Points	65.2	88.9
Opp. Points	70.2	75.1
Rebounds	37.7	40.4
Opp. Rebounds	34.7	31.0
Def. Rebounds	26.2	13.0
Opp. Def. Rebounds	24.2	23.9
Off. Rebounds	11.5	27.4
Opp. Off. Rebounds	10.5	7.1
Field Goal Pct.	.417	.498
Opp. Field Goal Pct	.425	.446
3-Point Pct.	.330	.380
Opp. 3-Point Pct.	.317	.355
3-Point FGs	6.3	8.9
Opp. 3-Point FGs	6.7	7.9
Free Throw Pct.	.694	.646
Opp. Free Throw Pct.	.723	.731
Free Throws Made	12.5	17.4
Opp. Free Throws Made	13.5	16.7
Personal Fouls	17.2	20.7
Opp. Personal Fouls	17.8	23.7
Assists	11.0	16.9
Turnovers	20.3	15.3
Opp. Turnovers	15.8	18.3
Blocked Shots	3.5	2.0
Steals	6.8	9.1

Series History

All-Time Record vs. Winthrop	24-47
Under Coach Radebaugh	5-23
Current Streak	L 1
First Meeting	Jan. 8, 1987
Last Meeting	Jan. 30, 2020

Notes

- Winthrop has taken over the head-to-head matchups since the turn of the century collecting 35 of their 47 all-time wins while taking 17-at-right at one point.
- Three of the last five decisions have come by single digits in series history with the last two 15-plus point margins in favor of both sides including a 77-63 Big South Quarterfinals win in 2018-19 for CSU.

Big South Players of the Week

Ja'Quavian Florence FOTW Nov. 30



LAST TIME OUT

- Charleston Southern erased a 20-point second half deficit with a furious rally, but a Russell Dean floater with 1.4 on the clock gave Hampton a 70-68 win Tuesday night in Big South action from Buccaneer Field House
- After a three-point basket from Chris Shelton to make it 41-21 at the 17-minute mark, Charleston Southern fought back behind a spark from Melvin Edwards Jr., Sean Price and Phlandrous Fleming Jr. for a 59-58 lead with just 4:13 to play.
- Hampton, however, answered with a 10-5 spurt and 68-64 lead with :58 to play. CSU wasn't done as a Fleming transition layup cut it to 68-66 then a quick steal and score tied it with 19.4 seconds on the clock.
- Dean hit a left-handed floater with just 1.4 on the clock for the game-winner as the Pirates escaped the Buccaneer rally.
- Charleston Southern got another double-double from Fleming (19 points, 10 rebounds) and two-near double-doubles from Price (16 points, nine rebounds) and Edwards (21 points, eight rebounds) but a game-high 29 from Davion Warren and 19 from Dean was just enough to counter.

A SERIES WIN WOULD...

- Kick off 2021 with a 2-0 record
- Give CSU back-to-back wins for the first time in 2020-21
- Bring CSU to 26 wins all-time in series history
- Move CSU to 3-0 all-time on Jan.4/5 versus Winthrop
- Knock Winthrop from the ranks of the unbeaten

SCOUTING THE EAGLES

- Preseason Big South favorite Winthrop comes into Monday and Tuesday's series with a high-powered attack scoring 88.9 points per contest - 11th in the NCAA - and outscoring opponents by nearly 14 points.
- Four players sit in double figures for the high-flying Eagle attack led by Charles Falden and Ardonis Arms' 13.0 points each while Chandler Vaudrin (12.0 ppg) and D.J. Burns Jr. (10.7 ppg). That four-headed attack accounts for 55% (48.7 points) of Winthrop's offense while Vaudrin and Arms are each grabbing 5-plus rebounds a night.
- In their four Big South contests, Winthrop has averaged 95.0 points scoring a season-high 107 in a win at USC Upstate. Their 84-83 win over Campbell Dec. 30 was the lowest scoring effort in league play for the Eagles who have scored 94-plus in their other three contests.
- Winthrop also leads the league in rebound margin at +9.0 grabbing just over 40 per night with 13 coming on the offensive glass.

SERIES HISTORY

- Since the turn of the century, Winthrop has taken control of the series lead behind a 35-7 run erasing what was a 17-12 CSU lead before 2000.
- Charleston Southern and Winthrop have split the last two meetings with both taking 15-plus point margins while the three previous were decided by two baskets-or-less.
- Winthrop has defended home court well in the series winning 26 of the 36 matchups in Rock Hill while taking 18 of 31 in Charleston including five-straight.
- Monday and Tuesday's series marks just the second time the Bucs and Eagles have met in the same building three-straight contests with Winthrop hosting three-consecutive games during the 1988-89 and 1989-90 seasons.

Last 5 Games

Jan. 30, 2020	Home	L	77-60
March 3, 2019	Neutral	W	77-63
Feb. 23, 2019	Away	L	80-78 2OT
Feb. 7, 2019	Home	L	76-72
Feb. 24, 2018	Away	W	78-75

AMONG ELITE COMPANY

- Charleston Southern senior guard Phlandrous Fleming Jr. enters his final campaign as a Buccaneer racking up numerous accolades in the preseason, and with the numbers to back them.
- The Athens, Ga., native earned Big South Preseason Player of the Year honors from many media outlets (Blue Ribbon, Lindy's Sports) including the official conference vote by head coaches and media members.
- Fleming has a chance to etch his name in the program record book in multiple statistical categories after becoming just the second player ever with 1,000 points, 500 rebounds, 200 assists, 100 steals and 50 blocks.
- Fleming, the Big South 2020 Defensive Player of the Year, was also the first Buccaneer to ever earn Preseason POTY honors and is the favorite to become the fourth player to win the regular season award (Eric Burks, T.L. Latson and Saah Nimley).

VETERAN PRESENCE

- For the first time in a few seasons, Head Coach Barclay Radebaugh and the Bucs are laced with veteran presence as well as exciting underclassmen.
- The class of **Deontaye Buskey, Phlandrous Fleming Jr., Ty Jones** and **Sean Price** have been staples in the CSU lineup since stepping foot on campus before the 2017-18 season.
- Junior class member **Sadarius Bowser** also has two seasons of starting experience under his belt making CSU one of the most battle-tested rosters in the Big South with five upper-classmen.
- The three seniors - Fleming, Buskey and Jones - combined for nearly 39.0 points per game last season and look to anchor the offense.

ON THIS DATE IN HISTORY

- Charleston Southern is 13-14 all-time between Jan. 4 and Jan. 5 with a 10-8 mark on Jan. 5 with four road wins.
- Of the 13 wins between the two dates, eight have come in Big South play including CSU's first-ever conference win over Augusta in 1986.

All-Time CSU Results on Jan. 4 (3-6)Home games in **Bold****Later Vacated to NCAA***1974 - Rochester - L, 58-49****1982 - East Carolina - L, 70-56**

1983 - at Green Bay - L, 71-59

1986 - Augusta - W, 66-62

1994 - vs. The Citadel - W, 55-53

2003 - Birmingham-Southern - L, 69-61**2010 - Winthrop - W, 57-54**

2016 - at Campbell - L, 92-82

2020 - at Hampton - L, 92-85

- CSU has split its last four home contests on Jan. 5 with wins over Ohio Christian and Campbell while falling to VMI and High Point in Tubby Smith's first contest back at his alma mater.

All-Time CSU Results on Jan. 5 (10-8)

1967 - at Southwood - W, 109-66

1980 - Western Carolina - L, 75-60

1981 - at Campbell - L, 77-60

1985 - Augusta - W, 79-58**1987 - Radford - W, 86-73****1988 - Howard - W, 74-62**

1989 - at Lamar - L, 72-68

1991 - Davidson - W, 80-74**1993 - Lees-McRae - W, 81-77**

2000 - vs. College of Charleston - L, 68-49

2002 - at Elon - L, 75-69

2004 - Liberty - L, 71-55

2005 - at UNC Asheville - W, 64-63

2006 - at VMI - W, 76-73

2008 - Ohio Christian - W, 115-44**2009 - VMI - L, 93-90****2012 - Campbell - W, 91-73****2013 - at Radford - W, 81-74***2015 - Campbell - W, 74-71***2019 - High Point - L, 51-50****CSU vs. 2020-21 Opponents****Nonconference**

N.C. State	0-9
Eastern Kentucky	1-3
North Carolina A&T	0-2
Carver	1-0

Big South Conference

Campbell	24-27
Gardner-Webb	6-20
Hampton	1-6
High Point	18-22
Longwood	6-7
Presbyterian	19-10
Radford	27-50
UNC Asheville	35-48
USC Upstate	8-2
Winthrop	24-47



STARTING LINEUPS BY GAME

Date	Opponent	#1	#2	#3	#4	#5	#
N 25	at N.C. State	Anderson	Battle	Florence	Porter	Bowser	1
N 27	vs. Eastern Kentucky	Knox	Battle	Florence	Porter	Bowser	2
D 1	North Carolina A&T	Knox	Battle	Florence	Porter	Jones	3
D 8	Carver	Fleming	Battle	Florence	Edwards	Jones	4
D 21	*Hampton	Fleming	Florence	Price	Moore	Jones	5
D 22	*Hampton	Fleming	Florence	Price	Moore	Jones	-
J 4	*at Gardner-Webb						
J 4	*at Gardner-Webb						
J 9	*Radford						
J 10	*Radford						
J 14	*at UNC Asheville						
J 15	*at UNC Asheville						
J 19	*USC Upstate						
J 20	*USC Upstate						
J 24	*at Campbell						
J 25	*at Campbell						
F 4	*at High Point						
F 5	*at High Point						
F 11	*Longwood						
F 12	*Longwood						
F 18	*at Presbyterian						
F 19	*at Presbyterian						
*Big South Game							

2020-21 GAME-BY-GAME LEADERS

Date	Opponent	W/L	Score	Charleston So. High Scorer	Opponent High Scorer	Charleston So. High Rebounder	Opponent High Rebounder	Charleston So. High Assists
N 25	at N.C. State	L	95-61	3 tied (12)	Daniels (29)	Porter Jr. (6)	Daniels (10)	Jones (2)
N 27	vs. Eastern Kentucky	L	60-50	Florence (19)	King (15)	Florence (10)	King (8)	Knox (3)
D 1	North Carolina A&T	L	70-63	Florence (15)	Cleveland (15)	Jones (10)	Lyons (6)	Jones (5)
D 8	Carver	W	94-59	Moore (16)	Scott (17)	Florence (7)	Scott (7)	Florence/Knox (4)
D 21	*Hampton	L	67-55	Fleming (21)	Warren (15)	Fleming (10)	Oliver-Hampton (13)	Jones (7)
D 22	*Hampton	L	70-68	Edwards (21)	Warren (29)	Fleming (10)	Dean (9)	Price (4)
J 4	*at Gardner-Webb							
J 4	*at Gardner-Webb							
J 9	*Radford							
J 10	*Radford							
J 14	*at UNC Asheville							
J 15	*at UNC Asheville							
J 19	*USC Upstate							
J 20	*USC Upstate							
J 24	*at Campbell							
J 25	*at Campbell							
F 4	*at High Point							
F 5	*at High Point							
F 11	*Longwood							
F 12	*Longwood							
F 18	*at Presbyterian							
F 19	*at Presbyterian							
*Big South Game								

BUCCANEERS VS. WINTHROP

Player	GP-GS	Min	Avg.	Field Goals		3-Pt Field Goals		Free Throws		Rebounds		PF-DQ	A	TO	B	S	Pts	Avg
				FG-A	FG%	3FG-A	3FG%	FT-A	FT%	O-D-T	Avg.							
Sadarius Bowser	3-1	28	9.3	3-5	.600	--	--	1-2	.500	2-1-3	1.0	2-0	0	1	0	0	7	2.3
Phlandrous Fleming	6-4	180	30.0	32-75	.427	15-37	.405	17-22	.773	5-32-37	6.2	13-0	17	13	4	6	96	16.0
Ty Jones	6-4	137	22.8	19-40	.475	2-8	.250	8-10	.800	6-11-17	2.8	8-0	7	10	2	0	48	8.0
Sean Price	2-0	16	8.0	1-1	1.000	--	--	--	--	0-1-1	0.5	1-0	--	1	--	--	2	1.0

Miscellaneous Stats

DOUBLE-FIGURE SCORING

Player	'20-21	Career
Phlandrous Fleming Jr.	3	60
Ty Jones	2	40
Deontaye Buskey		28
Travis Anderson		12
Sean Price	5	9
Jamir Moore	2	4
Malik Battle	3	4
Ja'Quavian Florence	4	4
Melvin Edwards Jr.	3	3
TJ Porter		1

3+ ASSISTS

Player	'20-21	Career
Phlandrous Fleming Jr.	1	38
Deontaye Buskey		26
Ty Jones	2	22
Travis Anderson		5
Sean Price	1	5
Emorie Knox	2	2
Sadarius Bowser		1
Ja'Quavian Florence	1	1

3+ STEALS

Player	'20-21	Career
Deontaye Buskey		8
Phlandrous Fleming Jr.		11
Sean Price	2	5
Travis Anderson		2
Ty Jones	1	1

3+ BLOCKS

Player	'20-21	Career
Phlandrous Fleming Jr.		9
Terence Porter Jr.	1	1

3+ THREE-POINTERS

Player	'20-21	Career
Phlandrous Fleming Jr.	1	48
Deontaye Buskey		13
Travis Anderson		6
Sean Price		2
Ty Jones		2
Jamir Moore	2	2
Ja'Quavian Florence	1	1
Melvin Edwards Jr.	1	1

LEADING SCORER

Player	'20-21
Ja'Quavian Florence	3
Malik Battle	1
Sean Price	1
Jamir Moore	1
Phlandrous Fleming Jr.	1
Melvin Edwards Jr.	1

LEADING REBOUNDER

Player	'20-21
Phlandrous Fleming Jr.	2
Ja'Quavian Florence	2
Terence Porter Jr.	1
Ty Jones	1

ASSISTS LEADER

Player	'20-21
Ty Jones	3
Emorie Knox	2
Ja'Quavian Florence	1
Sean Price	1

2020-21 MISCELLANEOUS LEADERS

GAMES AS LEADING SCORER

Ja'Quavian Florence	3
Malik Battle	1
Sean Price	1
Jamir Moore	1
Phlandrous Fleming Jr.	1
Melvin Edwards Jr.	1

GAMES AS LEADING REBOUNDER

Ja'Quavian Florence	2
Phlandrous Fleming Jr.	2
Terence Porter Jr.	1
Ty Jones	1

FIRST SUBSTITUTION

Ty Jones	1
Jamir Moore	1
Sean Price	1
Emorie Knox	1
Ja'Quavian Florence	1
Melvin Edwards Jr.	1

GAMES AS ASSISTS LEADER

Ty Jones	3
Emorie Knox	2
Ja'Quavian Florence	1
Sean Price	1

DOUBLE-FIGURE SCORING GAMES

Sean Price	5
Ja'Quavian Florence	4
Malik Battle	3
Melvin Edwards Jr.	3
Phlandrous Fleming Jr.	3
Ty Jones	2
Jamir Moore	2

DOUBLE-FIGURE REBOUNDING GAMES

Phlandrous Fleming Jr.	2
Ja'Quavian Florence	1
Ty Jones	1

OPENING TIPOFFS CONTROLLED

Sadarius Bowser	1
Terence Porter Jr.	1

DOUBLE-DOUBLES

Phlandrous Fleming Jr.	2
Ja'Quavian Florence	1
Ty Jones	1

DUNKS

Melvin Edwards Jr.	1
Terence Porter Jr.	1
Ja'Quavian Florence	1
Sean Price	1
Jamir Moore	1

20-POINT GAMES

Phlandrous Fleming Jr.	1
Melvin Edwards Jr.	1

30-POINT GAMES

CSU's Record When ...

Overall Record	1-5
At Buc Dome	1-3
On the road	0-1
At a neutral site	0-1

Vs. ranked opponents	
Vs. Unranked opponents	1-5
Vs. teams .500 or better	0-2
Vs. teams worse than .500	1-3

Games decided by 3 points or less	0-1
Games decided by 4-10 points	0-2
Games decided by 11-19 points	0-3
Games decided by 20+ points	1-1
Leading at Half	1-1
Tied at Half	
Trailing at Half	0-4
In overtime	

CSU scores 49 points or less	
CSU scores 50-59 points	0-2
CSU scores 60-69 points	0-3
CSU scores 70-79 points	
CSU scores 80+ points	1-0
Opponent scores 49 points or less	
Opponent scores 50-59 points	1-0
Opponent scores 60-69 points	0-2
Opponent scores 70-79 points	0-2
Opponent scores 80+ points	0-1

CSU shoots 40% or better	1-2
CSU shoots less than 40%	0-3
CSU shoots better than opponent	1-1
Opponent shoots better than CSU	0-3
Opponent shoots 40% or better	1-3
Opponent shoots less than 40%	0-2

CSU outrebounds opponent	1-3
Opponent outrebounds CSU	0-1
Rebounds are tied	0-1

CSU commits 14 or fewer turnovers	1-1
CSU commits 14+ turnovers	0-4
CSU records 7+ steals	1-1
CSU records less than 7 steals	0-4

CSU wears white	1-3
CSU wears blue	0-2
CSU wears gold	
CSU wears gray	

CSU controls tip	0-2
CSU loses tip	1-3

CSU scores first	1-1
Opponent scores first	0-4

Day Games (Before 5 p.m.)	0-1
Night Games	1-4

CSU in November	0-2
CSU in December	1-3
CSU in January	
CSU in February	
CSU in March	

On Monday	0-1
On Tuesday	1-2
On Wednesday	0-1
On Thursday	
On Friday	0-1
On Saturday	
On Sunday	

Winning / Losing Streaks

Longest winning streak	1
Longest losing streak	3
Last 5 games	1-4
Current Streak	1-2



2020-21 High/Low Analysis

CSU High	CSU Low	Opp. High	Opp. Low
Points/Game.....94.....12/8 Carver	Points/Game.....50.....11/27 vs EKU	Points/Game.....95.....11/25 at NCSU	Points/Game.....59.....12/8 Carver
Points/Half.....50.....12/22 Hampton	Points/Half.....18.....12/22 Hampton	Points/Half.....52.....11/25 at NCSU	Points/Half.....22.....12/8 Carver
FG Made.....35.....12/8 Carver	FG Made.....18.....12/21 Hampton	FG Made.....35.....11/25 at NCSU	FG Made.....22.....12/8 Carver
FG Attempts.....63.....12/8 Carver	FG Attempts.....44.....11/25 at NCSU	FG Attempts.....67.....11/25 at NCSU	FG Attempts.....49.....12/8 Carver
FG%......556.....12/8 Carver	FG%......300.....12/21 Hampton	FG%......552.....11/25 at NCSU	FG%......358.....11/27 vs EKU
3-Pt. FG Made.....11.....12/21 Hampton	3-Pt. FG Made.....3.....11/27 vs EKU	3-Pt. FG Made.....11.....11/25 at NCSU	3-Pt. FG Made.....4 (2x).....12/21 Hampton
3-Pt FG Attempts.....32.....12/21 Hampton	3-Pt FG Attempts.....11.....11/25 at NCSU	3-Pt FG Attempts.....28.....11/27 vs EKU	3-Pt FG Attempts.....15.....12/1 NCAT
FT Made.....19.....12/1 NCAT	FT Made.....8.....12/21 Hampton	FT Made.....18.....12/1 NCAT	FT Made.....8 (2x).....12/8 Carver
FT Attempts.....25.....12/1 NCAT	FT Attempts.....11.....12/21 Hampton	FT Attempts.....26.....12/21 Hampton	FT Attempts.....11.....12/8 Carver
FT%......760.....12/1 NCAT	FT%......636.....11/25 at NCSU	FT%......818.....12/1 NCAT	FT%......654.....12/21 Hampton
Offensive Reb.....14 (2x).....12/22 Hampton	Offensive Reb.....7.....11/25 at NCSU	Offensive Reb.....12 (3x).....12/21 Hampton	Offensive Reb.....6.....12/1 NCAT
Rebounds.....45.....11/27 vs EKU	Rebounds.....31.....12/8 Carver	Rebounds.....45.....12/21 Hampton	Rebounds.....28.....12/8 Carver
Assists.....18.....12/8 Carver	Assists.....7.....11/25 at NCSU	Assists.....15.....11/25 at NCSU	Assists.....7.....12/8 Carver
Steals.....13.....12/8 Carver	Steals.....4.....12/1 NCAT	Steals.....15.....12/1 NCAT	Steals.....7.....12/8 Carver
Blocked Shots.....7.....12/1 NCAT	Blocked Shots.....1.....11/25 at NCSU	Blocked Shots.....7.....12/22 Hampton	Blocked Shots.....2.....12/8 Carver
Turnovers.....32.....11/25 at NCSU	Turnovers.....14.....12/22 Hampton	Turnovers.....27.....12/8 Carver	Turnovers.....11.....12/1 NCAT
Fouls.....20 (2x).....12/21 Hampton	Fouls.....15.....12/8 Carver	Fouls.....21 (2x).....12/8 Carver	Fouls.....11.....12/21 Hampton

2020-21 Individual Game Highs

CSU High	Opponent High
Points/Game.....21 (2x).....last 12/22 Melvin Edwards Jr. vs Hampton	Points/Game.....29 (2x).....last 12/22 Davion Warren vs Hampton
Points/Half.....14 (2x).....12/22 Fleming, Price vs Hampton	Points/Half.....21.....11/25 Devon Daniels at NC State
FG Made.....8 (2x).....12/22 Edwards, Fleming vs Hampton	FG Made.....11.....11/25 Devon Daniels at NC State
FG Attempts.....25.....12/21 Phlandrous Fleming Jr. vs Hampton	FG Attempts.....20.....12/21 Russell Dean vs Hampton
3-Pt. FG Made.....5.....12/21 Jamir Moore vs Hampton	3-Pt. FG Made.....4 (2x).....last 12/22 Davion Warren vs Hampton
3-Pt FG Attempts.....13.....12/21 Phlandrous Fleming Jr. vs Hampton	3-Pt FG Attempts.....7.....12/22 Davion Warren vs Hampton
FT Made.....6.....12/1 Malik Battle vs NCA&T	FT Made.....11.....12/22 Davion Warren vs Hampton
FT Attempts.....8.....11/25 Ja'Quavian Florence at NC State	FT Attempts.....12.....12/22 Davion Warren vs Hampton
Offensive Reb.....3 (4x).....last 12/22 Bowser, Price vs Hampton	Offensive Reb.....4 (2x).....last 12/22 Dajour Dickens vs Hampton
Rebounds.....10 (4x).....last 12/22 Phlandrous Fleming Jr. vs Hampton	Rebounds.....13.....12/21 Edwards Oliver-Hampton vs Hampton
Assists.....7.....12/21 Ty Jones vs Hampton	Assists.....6.....12/1 Kameron Langley vs NCA&T
Steals.....4.....12/8 Sean Price vs Carver	Steals.....6.....12/1 Kameron Langley vs NCA&T
Blocked Shots.....2 (2x).....12/21 Melvin Edwards Jr. vs Hampton	Blocked Shots.....3.....12/1 Tyrone Lyons vs NCA&T
Turnovers.....9.....11/25 Emorie Knox at NC State	Turnovers.....7.....12/8 Bryson Scott vs Carver

2020-21 Specialty Stats (CSU/OPP)

	Paint	Off TO	2nd	FastBr	Bench		Paint	Off TO	2nd	FastBr	Bench
N.C. State	26/40	13/43	4/11	16/26	30/34	USC Upstate					
Eastern Ky	28/30	9/18	8/10	10/10	16/27	USC Upstate					
N.C. A&T	28/32	13/40	10/10	4/16	23/29	Campbell					
Carver	48/28	46/14	16/12	18/2	35/40	Campbell					
Hampton	12/32	13/24	9/5	0/16	9/4	High Point					
Hampton	38/26	14/10	18/10	12/5	22/5	High Point					
Winthrop						Longwood					
Winthrop						Longwood					
Radford						Presbyterian					
Radford						Presbyterian					
UNC Asheville											
UNC Asheville											

THE LAST TIME CHARLESTON SOUTHERN...

TEAM WON/LOSS

Beat Non-Conference Team by 40+	12/28/19 vs. Piedmont Int'l (56)
Beat Non-Conference Team by 30+	12/8/20 vs. Carver (35)
Beat a Big South Team by 15+	1/18/20 at High Point (19)
Beat a Big South Team by 10+	2/8/20 vs. Hampton (13)
Won in Overtime	1/25/20 at Gardner-Webb (W, 92-83 20T)
Lost in Overtime	02/01/20 at Radford (L, 77-74 OT)
Played Double Overtime	1/25/20 at Gardner-Webb (W, 92-83 20T)
Came from 10+ Point Deficit to Win	1/25/20 at Gardner-Webb (W, 92-83 20T)
Won Big South Road Game	1/25/20 at Gardner-Webb (W, 92-83 20T)
Won Non-Conference Road Game	12/21/19 at ECU (W, 76-69)
Lost Big South Game at Home	12/22/20 Hampton (L, 70-68)
Lost Non-Con. Game at Home	12/1/20 North Carolina A&T (L, 70-63)

TEAM SCORING

Scored 100+	12/28/19 vs. Piedmont Int'l (108)
Allowed 100+	11/10/17 at Davidson (110)
Scored 90+	12/8/20 vs. Carver (94)
Allowed 90+	11/25/20 at NC State (95)
Scored 80+	3/3/20 vs. Presbyterian (81)
Scored Under 50	3/5/20 at Radford (48)
Scored Under 40	11/12/10 at Georgia Tech (39)
Scored 60+ Points in Half	1/12/19 at Longwood (60)
Scored 50+ Points in Half	12/22/20 Hampton (50)
Scored 20 or less in Half	12/22/20 Hampton (50)
Allowed 20 or less in Half	12/28/19 vs. PIU (19)
Bench Scored 50+	11/19/18 Trinity Baptist (50)
Bench Scored 40+	11/5/19 CTU (44)
Opponent Scored 50 or Less	2/27/19 UNC Asheville (48)
Opponent Scored 40 or Less	11/20/2017 Toccoa Falls (36)

TEAM SHOOTING

Shot 60%+ FG	2/7/18 Liberty (.609)
Shot 50%+ FG	12/8/20 Carver (.556)
Shot 40%+ FG	12/22/20 Hampton (.419)
Shot 40%+ FG in Big South Game	12/22/20 Hampton (.419)
Shot 50%+ FG in Half	12/22/20 Hampton (.576)
Shot under 30%	2/20/20 Campbell (.280)
Shot 50%+ from 3PT	1/18/20 at High Point (.545)
Shot 100% from FT	1/26/19 Gardner-Webb (18-18; 1.000)
Shot 85%+ from FT	2/20/20 Campbell (20-23; .870)
Shot 40% or less FT	1/5/19 High Point (3-8; .375)
OPP Shot 60%+ FG	11/16/18 at Dayton (.607)
OPP Shot 50%+ FG	11/25/20 at NC State (.522)
OPP Shot Below 30% FG	2/16/19 Radford (.288)
OPP Shot 0.0% 3FG	12/1/2007 Florida Christian (0-12; .000)

TEAM REBOUNDING

50+ Rebounds	2/23/19 at Winthrop (51)
40+ Rebounds	12/22/20 Hampton (40)
20+ Offensive Rebounds	11/8/19 at NCAT (20)
25 or Less Rebounds	3/5/20 at Radford (24)
OPP Less Than 30 Rebounds	12/8/20 Carver (28)

TEAM STEALS, ASSISTS, TURNOVERS & BLOCKS

20+ Steals	11/20/17 Toccoa Falls (20)
15+ Steals	12/15/18 at UNF (18)
10+ Steals	12/8/20 Carver (13)
20+ Assists	1/25/20 at Gardner-Webb (23)
15+ Assists	12/8/20 Carver (18)
10 or fewer Turnovers	3/3/20 Presbyterian (7)
20+ Turnovers	12/1/20 North Carolina A&T (22)
OPP 25+ Turnovers	12/8/20 Carver (27)
10+ Blocks	11/21/19 Stetson (11)
10+ Players 10+ Minutes Played	11/12/19 Furman (10)

INDIVIDUAL SCORING

Player 40+ Points	1/13/07 at VMI (Dwayne Jackson - 43)
Player 30+ Points	3/3/20 Presbyterian (Buskey - 30)
Player 25+ Points	3/3/20 Presbyterian (Buskey - 30)
Player 20+ Points	12/22/20 Hampton (Edwards - 21)
Consecutive 20+ Point Games	Phlandrous Fleming Jr.2/6/20 at LWU (25); 2/8/20 HU (34); 2/10/20 at UPST (21); 2/13/20 HPU (21)
2+ Players 20+ Points	2/27/20 GWU (Fleming 23, Jones 23)
3+ Players 15+ Points	12/2/20 Hampton (Edwards, Fleming, Price)
4+ Players 10+ Points	12/8/20 Carver (Battle, Edwards, Fleming, Florence, Moore, Price)
Double-Double	Phlandrous Fleming Jr. (12/22/20 Hampton - 19pts-10rbd)
Triple-Double	Phlandrous Fleming Jr. (3/3/20 vs. Presbyterian - 14pts-11reb-12ast)

MISC. INDIVIDUAL

Player 15+ Rebounds	2/13/20 High Point (Fleming - 15)
Player 10+ Assists	3/3/20 Presbyterian (Phlandrous Fleming Jr. - 12)
Player 5+ Steals	1/8/20 Longwood (Deontaye Buskey - 5)
Player 5+ Blocks	1/25/20 at GW (Phlandrous Fleming Jr. - 6)
Player 5+ Threes	12/21/20 Hampton (Jamir Moore - 5)

COACH RADEBAUGH

>>HEAD COACH | 16th SEASON AT CSU | ETSU '87



COACH RADEBAUGH BY RECORD

Overall record.....	178-269
Record at CSU.....	157-261
Big South Record (Regular Season).....	81-143
Big South Record (Tournament).....	7-15
Home.....	123-77
Road.....	49-175
Neutral.....	6-15

COACH RADEBAUGH'S MILESTONES

OVERALL

1.....	vs. NJIT, 11/21/2003 (W, 91-59)
25.....	at The Citadel, 12/1/2005 (W, 74-57)
50.....	High Point, 2/16/2008 (W, 81-77)
75.....	The Citadel, 11/16/2010 (W, 68-61)
100.....	Campbell, 1/5/2012 (W, 91-73)
125.....	Longwood, 1/21/2017 (W, 76-61)
150.....	Johnson & Wales, 12/21/2018 (W, 86-61)
175.....	Hampton, 2/8/2020 (W, 85-72)

AT CSU

1.....	at College of Charleston, 11/18/2005 (W, 82-77)
25.....	Florida Christian, 12/1/2007 (W, 91-31)
50.....	Radford, 1/16/2010 (W, 70-55)
75.....	at The Citadel, 12/14/2011 (W, 88-69)
100.....	Toccoa Falls, 11/26/2016 (W, 101-54)
125.....	Columbia International, 11/6/2018 (W, 100-68)
150.....	at Campbell, 1/16/2020 (W, 77-62)

BIG SOUTH WINS

1.....	at VMI, 1/5/2006 (W, 76-73)
25.....	High Point, 12/31/2010 (W, 77-69)
50.....	Radford, 1/11/2017 (W, 70-64)
75.....	USC Upstate, 1/2/202 (W, 89-75)

COACH RADEBAUGH BY THE NUMBERS

2

Named Big South Coach of the Year
(2011-12, 2014-15)

1

Player who has been named Big South
Player of the Year
(2014-15)

3

Players who have been named Big South
Defensive Player of the Year
(2010-11, 2011-12; 2019-20)

2

Players who have been named Big South
Freshman of the Year
(2007-08, 2009-10)

1

Big South Championship Game
Appearances (2012-13)

16

Big South All-Conference Selections
(8 First Team, 5 Second Team, 2 Honorable
Mention)

3

Big South All-Tournament Selections

2

National Invitational Tournament Bids
(2012-13, 2014-15)

1

CollegeInsider.com Tournament Bids
(2018-19)

COACH RADEBAUGH AMONG THE ELITE

CAREER WINS | BIG SOUTH CONFERENCE OVERALL

Coch	School	Wins
1. Eddie Biedenbach	UNC Asheville	256
2. Gregg Marshall	Winthrop	194
3. Ron Bradley	Radford	193
4. Cliff Ellis	Coastal Carolina	179
5. Barclay Radebaugh*	Charleston So.	178
6. Pat Kelsey*	Winthrop	170
7. Mike Jones*	Radford	163
8. Russ Bergman	Coastal Carolina	149
9. Scott Cherry	High Point	146
10. Dugger Baucom	VMI	140

CAREER WINS | BIG SOUTH CONFERENCE GAMES

Coch	School	Wins
1. Eddie Biedenbach	UNC Asheville	154
2. Ron Bradley	Radford	109
3. Gregg Marshall	Winthrop	104
4. Cliff Ellis	Coastal Carolina	98
5. Pat Kelsey*	Winthrop	97
6. Scott Cherry	High Point	93
7. Mike Jones*	Radford	90
8. Barclay Radebaugh*	Charleston So.	81
9. Russ Bergman	Coastal Carolina	76
10. Tim Craft*	Gardner-Webb	71

CAREER SEASONS AT ONE SCHOOL | BIG SOUTH

Coch	School	Seasons
1. Eddie Biedenbach	UNC Asheville	17
2. Barclay Radebaugh*	Charleston So.	15
3. Ron Bradley	Radford	11
4. Gregg Marshall	Winthrop	9
Cliff Ellis	Coastal Carolina	9
Scott Cherry	High Point	9
Russ Bergman	Coastal Carolina	9
Dugger Baucom	VMI	9
Billy Lee	Campbell	9
Gary Edwards	Charleston So.	9
Greg Nibert	Presbyterian	9
Mike Jones*	Radford	9

* - indicates active Big South Head Coach

Barclay Radebaugh has presided over one of the most successful stretches in Charleston Southern history during his 15 years as head coach. Radebaugh is the winningest coach in school history and one of only eight coaches to win multiple Big South Coach of the Year awards. He directed CSU to NIT berths in 2013 and 2015 as well as a trip to the CollegeInsider.com Tournament (CIT) in 2019 with a win over Florida Atlantic inside the Buc Dome.

Despite battling injuries down the stretch, Radebaugh led the Bucs to another Big South Conference quarterfinals run and came within minutes of defeating the top-seeded Radford Highlanders on their home floor. Under his tutelage, the Bucs also collected another Power 5 win over Missouri of the SEC taking down the Tigers 68-60 with stifling defense and clutch shooting from the floor. Phlandrous Fleming Jr. also became just the second Buccaneer to be named the Big South Defensive Player of the Year joining CSU Hall of Fame player Kelvin Martin.

For the second-straight season, the Bucs made a late-season charge to capture a top-six Big South Tournament seed as they took care of No. 10 USC Upstate in the Opening Round then proceeded to upset No. 3 Winthrop to reach the semifinals. The Bucs finished with an 18-16 overall record and 9-7 Big South mark and made their CollegeInsider.com Tournament (CIT) debut taking down Florida Atlantic from Conference-USA before battling with Big South foe Hampton. The Bucs' push as well as individual performances helped lead to two student-athletes earning All-Big South honors - highlighted by Christian Keeling making All-Big South first team and Dontrell Shuler earning All-Freshman honors.

Radebaugh delivered one of his best coaching jobs in 2017-18 as the Bucs won eight of their final 11 games and twice pushed UNC Asheville, the league's regular season champion, to the brink. Powered by Christian Keeling and a young nucleus featuring freshmen Phlandrous Fleming Jr. and Ty Jones, among others, CSU rallied from a 2-7 start to conference play to finish 9-9. CSU's 7-2 record during the second half of league action tied Asheville for the Big South's best mark. Included in that run was a win at eventual Big South Tournament champion Radford and the Bucs' first win at Winthrop since 2002. CSU also defeated Illinois State in overtime in November, knocking off a Redbirds squad that would go on to advance to the Missouri Valley Conference Tournament title game. Keeling collected Second Team All-Big South honors, while Fleming was named to the All-Freshman Team and was runner-up for Freshman of the Year.

In 2016-17, a young team with eight newcomers gelled late in the year under Radebaugh's guidance. CSU went 8-8 over its final 16 games to rebound from an 0-4 start to Big South play and build momentum for the coming season. Keeling led the way with one of the best freshman seasons in Big South history. Keeling set a CSU freshman scoring record with 539 points, becoming the sixth freshman in league history to tally 500 points. He was named to the Big South All-Freshman Team and was an honorable mention all-conference pick.

Radebaugh has established CSU as a perennial Big South contender thanks in part to its ability to protect the Buc Dome. CSU went 13-2 at home in 2014-15, improving its mark in the building over a six-year stretch (2009-10 to 2014-15) to 67-18 overall, and 39-13 in Big South play.

Radebaugh led CSU to the National Invitation Tournament in 2015. The Bucs made the most of the experience just as they did in 2013, leading Old Dominion by six points at halftime before falling to the top-seeded Monarchs.

The postseason bid was CSU's second in three years after the program had just one in its first 47 years.

Saah Nimley capped off a brilliant playing career under Radebaugh's guidance by capturing Big South Player of the Year accolades. He was also named an Associated Press Honorable Mention All-American, making him the first player in program history to receive the honor. Only 63 players in the entire country were recognized by the AP. Nimley finished the year ranked 5th nationally in scoring and three-pointers per game, had 17 20-point games, seven 30-point games, and was the only player in the country to record four consecutive 30-point efforts.

Will Saunders garnered 2nd Team All-Conference accolades under Radebaugh's tutelage, while Arlon Harper was named Honorable Mention All-Conference.

In 2012-13 the sophomore backcourt of Saah Nimley (All-Big South 1st Team) and Arlon Harper (All-Big South 2nd Team) led CSU to an NIT berth for just the second postseason appearance in program history. Radebaugh and a still young squad made the most of the experience, giving top-seeded Southern Miss all it could handle in a 78-71 loss before a raucous partisan crowd in Hattiesburg.

Radebaugh earned Big South Conference Coach of the Year honors for his efforts in 2011-12, as the Bucs went 19-12 and advanced to the conference tournament semifinals behind a starting lineup which featured three freshmen and a junior college transfer. CSU's 19 wins were the program's most since 1994-1995, as the Bucs secured their first winning season since 1996-1997. Senior Kelvin Martin led the way for Radebaugh's young group, as the forward played his way onto the all-conference first team while earning a nod as the league's defensive player of the year for a second consecutive season. The freshmen duo of Saah Nimley and Arlon Harper helped power a CSU offense which featured outstanding balance and had four players in double figures for the majority of the season (Martin, Nimley, Harper, and Mathiang Muo). As a team, CSU finished the season 22nd nationally in scoring (76.9 ppg), 20th in three-point field goals per game (8.4), 30th in three-point field goal percentage (38.0%), 40th in steals per game (8.1) and 27th in turnover margin (+2.7).

The Bucs opened the season in style when they led Big 12 power Kansas State by 14 at halftime, before taking the Wildcats all the way to the wire in a 72-67 loss. Radebaugh's squad also enjoyed a home-and-away sweep of Atlantic Sun foe Stetson, a 33-point home victory over VMI, an 18-point blowout of then first-place Campbell, a triumph at Big South regular season and tournament champion and previously undefeated UNC Asheville, and a conference tournament win over Liberty.

RADEBUAGH'S COACHING CAREER

QUEENS (2003-04)

Head Coach

Year	Overall	Conference	Postseason
2003-04	21-8		
Overall (1)	21-8		

CHARLESTON SOUTHERN (2005-PRESENT)

Head Coach

Year	Overall	Conference	Postseason
2005-06	13-16	7-9	
2006-07	8-22	2-12	
2007-08	10-20	4-10	
2008-09	9-20	4-14	
2009-10	13-17	7-13	
2010-11	16-16	9-10	
2011-12	19-12	12-8	
2012-13	*0-13	*0-4	0-1 (NIT)
2013-14	*0-18	*0-10	
2014-15	*0-12	*0-5	0-1 (NIT)
2015-16	9-21	5-13	
2016-17	12-19	7-11	
2017-18	16-16	9-9	
2018-19	18-16	9-7	1-1 (CIT)
2019-20	14-18	7-11	
2020-21	1-5	0-2	
Overall (15)	157-261	*81-113	1-3 (NIT/CIT)

*Wins vacated by NCAA

NUMERICAL ROSTER

No.	Name	Pos.	Ht.	Wt.	Cl.	Hometown	High School /Previous School
0	Travis Anderson	G	6-0	175	R-So.	Atlanta, Ga.	Grayson
1	Terence Porter Jr.	F	6-8	210	R-Fr.	Atlanta, Ga.	Grayson (The Skills Factory)
2	Emorie Knox	G	6-0	170	Fr.	Myrtle Beach, S.C.	Myrtle Beach
4	Deontaye Buskey	G	6-1	160	Sr.	Daphne, Ala.	Daphne
5	Melvin Edwards Jr.	F	6-6	195	Fr.	Carrollton, Ga.	Carrollton
10	Jamir Moore	G/F	6-5	200	R-So.	Miramar, Fla.	Miramar
11	Ja'Quavian Florence	G	6-4	200	Fr.	Atlanta, Ga.	South Atlanta
12	Ty Jones	F	6-6	250	Sr.	Pontotoc, Miss.	Pontotoc
15	Matt Davis	G	6-6	170	Fr.	Johns Creek, Ga.	The Skills Factory
22	Sadarius Bowser	C	6-9	230	Jr.	Gaffney, S.C.	Gaffney
23	Sean Price	G	6-3	210	R-Jr.	Port Charlotte, Fla.	Port Charlotte
24	Phlandrous Fleming Jr.	G	6-4	210	Sr.	Athens, Ga.	Cedar Shoals
50	Malik Battle	G	6-3	180	So.	Atlanta, Ga.	Alexander

ALPHABETICAL ROSTER

No.	Name	Pos.	Ht.	Wt.	Cl.	Hometown	High School /Previous School
0	Travis Anderson	G	6-0	175	R-So.	Atlanta, Ga.	Grayson
50	Malik Battle	G	6-3	180	So.	Atlanta, Ga.	Alexander
22	Sadarius Bowser	C	6-9	230	Jr.	Gaffney, S.C.	Gaffney
4	Deontaye Buskey	G	6-1	160	Sr.	Daphne, Ala.	Daphne
15	Matt Davis	G	6-6	170	Fr.	Johns Creek, Ga.	The Skills Factory
5	Melvin Edwards Jr.	F	6-6	195	Fr.	Carrollton, Ga.	Carrollton
24	Phlandrous Fleming Jr.	G	6-4	210	Sr.	Athens, Ga.	Cedar Shoals
11	Ja'Quavian Florence	G	6-4	200	Fr.	Atlanta, Ga.	South Atlanta
12	Ty Jones	F	6-6	250	Sr.	Pontotoc, Miss.	Pontotoc
2	Emorie Knox	G	6-0	170	Fr.	Myrtle Beach, S.C.	Myrtle Beach
10	Jamir Moore	G/F	6-5	200	R-So.	Miramar, Fla.	Miramar
1	Terence Porter Jr.	F	6-8	210	R-Fr.	Atlanta, Ga.	Grayson (The Skills Factory)
23	Sean Price	G	6-3	210	R-Jr.	Port Charlotte, Fla.	Port Charlotte

COACHING STAFF

Name	Title	Year	Alma Mater
Barclay Radebaugh	Head Coach	16th Season	East Tennessee State, '87
Rick Duckett	Associate Head Coach	Fourth Season	North Carolina, '79
Thomas Butters	Assistant Head Coach	Seventh Season	Clemson, '11
Saah Nimley	Assistant Coach	Second Season	Charleston Southern, '15
Colton Everett	Director of Basketball Operations	Fifth Season	Ohio State, '11
Nate Louis	Video Coordinator	First Season	Charleston Southern, '20
Damon Edmond	Athletic Trainer	First Season	Florida State, '18

PRONUNCIATION GUIDE

DEONTAYE Buskey	DEE-ON-tay
JA'QUAVIAN Florence	JAH-KWAY-vee-ahn
SADARIUS Bowser	sah-DARE-ee-us
PHLANDROUS Fleming	FLAN-druss
BARCLAY RADEBAUGH	BAR-clay RAY-dah-baw

Day	Date	Opponent	Location	Venue	TV/Web	Time
Wednesday	Nov. 25	^at N.C. State	Raleigh, N.C.	Reynolds Coliseum	ACCN	L, 95-61
Friday	Nov. 27	^vs. Eastern Kentucky	Raleigh, N.C.	Reynolds Coliseum	—	L, 60-50
Tuesday	Dec. 1	North Carolina A&T	Charleston, S.C.	CSU Field House	ESPN+	L, 70-63
Tuesday	Dec. 8	Carver	Charleston, S.C.	CSU Field House	ESPN+	W, 94-59
Monday	Dec. 21	*Hampton	Charleston, S.C.	CSU Field House	ESPN+	L, 67-55
Tuesday	Dec. 22	*Hampton	Charleston, S.C.	CSU Field House	ESPN+	L, 70-68
Monday	Jan. 4	*Winthrop	Charleston, S.C.	CSU Field House	ESPN+	4 P.M.
Monday	Jan. 4	*Winthrop	Charleston, S.C.	CSU Field House	ESPN+	3 P.M.
Saturday	Jan. 9	*Radford	Charleston, S.C.	CSU Field House	ESPN+	5 P.M.
Sunday	Jan. 10	*Radford	Charleston, S.C.	CSU Field House	ESPN+	3 P.M.
Thursday	Jan. 14	*at UNC Asheville	Asheville, N.C.	Kimmel Arena	ESPN+	4 P.M.
Friday	Jan. 15	*at UNC Asheville	Asheville, N.C.	Kimmel Arena	ESPN3	2 P.M.
Tuesday	Jan. 19	*USC Upstate	Charleston, S.C.	CSU Field House	ESPN+	7 P.M.
Wednesday	Jan. 20	*USC Upstate	Charleston, S.C.	CSU Field House	ESPN+	7 P.M.
Sunday	Jan. 24	*at Campbell	Buies Creek, N.C.	Gore Arena	ESPN+	2 P.M.
Monday	Jan. 25	*at Campbell	Buies Creek, N.C.	Gore Arena	ESPN+	7 P.M.
Thursday	Feb. 4	*at High Point	High Point, N.C.	Millis Center	ESPN+	6 P.M.
Friday	Feb. 5	*at High Point	High Point, N.C.	Millis Center	ESPN+	6 P.M.
Thursday	Feb. 11	*Longwood	Charleston, S.C.	CSU Field House	ESPN+	7 P.M.
Friday	Feb. 12	*Longwood	Charleston, S.C.	CSU Field House	ESPN+	7 P.M.
Thursday	Feb. 18	*at Presbyterian	Clinton, S.C.	Templeton Center	ESPN+	7 P.M.
Friday	Feb. 19	*at Presbyterian	Clinton, S.C.	Templeton Center	ESPN+	7 P.M.

BIG SOUTH CHAMPIONSHIP

Tuesday	March 2	Big South First Round	Campus Sites	TBA	ESPN3	TBA
Thursday	March 4	Big South Quarterfinals	Campus Sites	TBA	ESPN3	TBA
Friday	March 5	Big South Semifinals	Campus Sites	TBA	ESPN+	TBA
Sunday	March 7	Big South Championship	Campus Sites	TBA	ESPN	TBA

Home games in **Bold** at CSU Field House (881)

All times Eastern and subject to change

All home and Big South contests will air on ESPN+

^ - 2020 Mako Medical Wolfpack Invitational

* - Big South Game

% - Big South Championships





#0

Travis Anderson

R-Sophomore | 6-0 | 175 | Guard

Atlanta, Ga. | Grayson HS

2020-21 (R-So.):

• Will miss rest of 2020-21 season due to injury

2020-21 Game Log

Opp	FG-A	3FG-A	FT-A	O-D-T	PF	TP	A	TO	B	S	Min
at N.C. State	1-1	1-1	4-5	0-0-0	1	7	1	3	0	0	10*
vs. ECU				- DNP (Injury) -							
N.C. A&T				- DNP (Injury) -							
Carver				- DNP (Injury) -							
Hampton				- DNP (Injury) -							
Hampton				- DNP (Injury) -							
Winthrop				- DNP (Injury) -							
Winthrop				- DNP (Injury) -							
Radford				- DNP (Injury) -							
Radford				- DNP (Injury) -							
at UNC Asheville				- DNP (Injury) -							
at UNC Asheville				- DNP (Injury) -							
USC Upstate				- DNP (Injury) -							
USC Upstate				- DNP (Injury) -							
at Campbell				- DNP (Injury) -							
at Campbell				- DNP (Injury) -							
at High Point				- DNP (Injury) -							
at High Point				- DNP (Injury) -							
Longwood				- DNP (Injury) -							
Longwood				- DNP (Injury) -							
at Presbyterian				- DNP (Injury) -							
at Presbyterian				- DNP (Injury) -							



Career Highs

Points	23	at UNC Asheville	1-15-20
Rebounds	5	High Point	2-13-20
Assists	5	Piedmont International	12-28-19
Steals	3 (2x)	last USC Upstate	1-2-20
Blocks	1 (2x)	last at Dayton	11-16-19
FG Made	7	at UNC Asheville	1-15-20
3FG Made	4 (3x)	last at UNC Asheville	1-15-20
FT Made	7 (2x)	last at Radford	2-1-20
Minutes	38	at Gardner-Webb	1-25-20

Career Stats

Year	GP-GS	Min	Avg.	FG-A	FG%	3FG-A	3FG%	FT-A	FT%	O-D-T	Avg.	PF-DQ	A	TO	B	S	Pts	Avg
2018-19	3-0	19	6.3	2-7	.286	1-4	.250	3-5	.600	-	-	2-0	3	4	-	1	8	2.7
2019-20	28-1	637	22.8	79-196	.403	46-119	.387	44-53	.830	9-43-52	1.9	45-1	41	40	2	20	248	8.9
2020-21	1-1	10	10.0	1-1	1.000	1-1	1.000	4-5	.800	-	-	0-0	1	3	-	-	7	7.0
CAREER	32-2	667	20.8	82-204	.402	48-124	.387	48-59	.814	9-43-52	1.6	47-1	45	47	2	21	263	8.2



#1

Terence Porter Jr.

R-Freshman | 6-8 | 210 | Forward

Atlanta, Ga. | Grayson HS

2020-21 (R-Fr.):

- Started all 3 games he's started
- Career-highs in rebounding, assists, steals and blocks vs. North Carolina A&T (Dec. 1)
- Has matched last season's totals in blocks, steals and set new career-high marks in assists through 3 games
- Tied for team lead in dunks through 3 contests
- Leads CSU with 6.3 rebounds per contest

2020-21 Game Log

Opp	FG-A	3FG-A	FT-A	O-D-T	PF	TP	A	TO	B	S	Min
at N.C. State	0-1	0-0	0-0	0-6-6	5	0	1	6	0	0	20*
vs. ECU	3-7	0-2	1-2	0-5-5	4	7	0	4	0	1	25*
N.C. A&T	2-5	0-0	0-1	2-6-8	2	4	2	2	1	3	22*
Carver	- DNP (Injury) -										
Hampton	- DNP (Injury) -										
Hampton	- DNP (Injury) -										
Winthrop											
Winthrop											
Radford											
Radford											
at UNC Asheville											
at UNC Asheville											
USC Upstate											
USC Upstate											
at Campbell											
at Campbell											
at High Point											
at High Point											
Longwood											
Longwood											
at Presbyterian											
at Presbyterian											



Career Highs

Points	10	Columbia International	11-6-19
Rebounds	8	North Carolina A&T	12-1-20
Assists	2	North Carolina A&T	12-1-20
Steals	3	North Carolina A&T	12-1-20
Blocks	3	North Carolina A&T	12-1-20
FG Made	4	Columbia International	11-6-19
3FG Made	--	--	--
FT Made	2 (2x)	last at North Carolina A&T	11-8-19
Minutes	25	vs Eastern Kentucky	11-27-20

Career Stats

Year	GP-GS	Min	Avg.	FG-A	FG%	3FG-A	3FG%	FT-A	FT%	O-D-T	Avg.	PF-DQ	A	TO	B	S	Pts	Avg
2019-20	6-2	92	15.3	8-28	.286	0-8	.000	4-8	.500	4-9-13	2.2	13-0	1	9	3	2	20	3.3
2020-21	3-3	67	22.3	5-13	.385	0-2	.000	1-3	.333	2-17-19	6.3	11-1	3	12	3	2	11	3.7
CAREER	9-5	159	17.7	13-41	.317	0-10	.000	5-11	.455	6-26-32	3.6	24-1	4	21	6	4	31	3.4



#2

Emorie Knox

Freshman | 6-0 | 170 | Guard

Myrtle Beach, S.C. | Myrtle Beach HS

2020-21 (Fr.):

- Started 2 of his 4 appearances in nonconference action
- His 8 assists through 4 games leads Charleston Southern
- Career-best 3 rebounds, 4 assists and 2 steals in a win over Carver (Dec. 8)
- #12 player in the Prep Hoops 2020 Palmetto State Class

2020-21 Game Log

Opp	FG-A	3FG-A	FT-A	O-D-T	PF	TP	A	TO	B	S	Min
at N.C. State	1-4	0-1	0-0	0-3-3	1	2	1	9	0	0	26
vs. EKU	2-8	0-3	0-0	0-1-1	2	4	3	6	0	2	29*
N.C. A&T	0-1	0-0	0-0	0-1-1	4	0	0	2	0	0	20*
Carver	0-2	0-0	1-2	2-1-3	1	1	4	2	0	2	26
Hampton	1-3	0-0	0-0	0-0-0	2	2	3	2	0	2	16
Hampton	0-1	0-1	0-0	0-0-0	0	0	2	3	0	0	9
Winthrop											
Winthrop											
Radford											
Radford											
at UNC Asheville											
at UNC Asheville											
USC Upstate											
USC Upstate											
at Campbell											
at Campbell											
at High Point											
at High Point											
Longwood											
Longwood											
at Presbyterian											
at Presbyterian											



Career Highs

Points	4	vs Eastern Kentucky	11-27-20
Rebounds	3 (2x)	last Carver	12-8-20
Assists	4	Carver	12-8-20
Steals	2 (3x)	last Hampton	12-21-20
Blocks	--	--	--
FG Made	2	vs Eastern Kentucky	11-27-20
3FG Made	--	--	--
FT Made	--	--	--
Minutes	29	vs Eastern Kentucky	11-27-20

Career Stats

Year	GP-GS	Min	Avg.	FG-A	FG%	3FG-A	3FG%	FT-A	FT%	O-D-T	Avg.	PF-DQ	A	TO	B	S	Pts	Avg
2020-21	6-2	126	21.0	4-19	.211	0-5	.000	1-2	.500	2-6-8	1.3	10-0	9	24	--	6	9	1.5
CAREER	6-2	126	21.0	4-19	.211	0-5	.000	1-2	.500	2-6-8	1.3	10-0	9	24	--	4	9	1.5



#4

Deontaye Buskey

Senior | 6-1 | 160 | Guard

Daphne, Ala. | Daphne HS

2019-20 (Jr.):

- Lined up in 32 games, earning 29 starts at guard in the 2019-20 season
- Scored 337 points on the season, averaging 10.5 points per game
- Was 120-of-303 from the floor (39.6 FG%), 62-of-186 from behind the arc (33.3 3PT%), and 35-of-55 from the free throw line (63.6 FT%)
- Finished second in scoring (10.5) and blocks (11)
- Posted 116 rebounds (nine offensive, 107 defensive) and averaged 3.6 rebounds per game
- Had career-high eight rebounds at Radford (March 5)
- Recorded 71 assists, 11 blocked shots, and 41 steals
- Played 955 minutes, averaging 29.8 minutes per game, and played a full 40 minutes on eight occasion
- Scored double-digits in 16 different games with three 20-point efforts and a career-high 30 versus Presbyterian (March 3)
- Career-high 30 points on 11-of-17 shooting (8-of-11 from deep) in CSU's Big South First Round win over Presbyterian March 3
- Tied program's and Big South's tournament single-game record with eight three-point baskets vs. Presbyterian March 3
- Had five rebounds in 12 contests during the 2019-20 season

2020-21 Game Log

Opp	FG-A	3FG-A	FT-A	O-D-T	PF	TP	A	TO	B	S	Min
at N.C. State				- DNP (Injury)-							
vs. ECU				- DNP (Injury)-							
N.C. A&T				- DNP (Injury)-							
Carver				- DNP (Injury)-							
Hampton				- DNP (Injury)-							
Hampton				- DNP (Injury)-							
Winthrop											
Winthrop											
Radford											
Radford											
at UNC Asheville											
at UNC Asheville											
USC Upstate											
USC Upstate											
at Campbell											
at Campbell											
at High Point											
at High Point											
Longwood											
Longwood											
at Presbyterian											
at Presbyterian											



Career Highs

Points	30	Presbyterian	3-3-20
Rebounds	8	at Radford	3-5-20
Assists	7	Gardner-Webb	2-27-20
Steals	5	Longwood	1-8-20
Blocks	3	at Campbell	1-18-18
FG Made	11	Presbyterian	3-3-20
3FG Made	8	Presbyterian	3-3-20
FT Made	6	at Presbyterian	2-29-20
Minutes	43	at Radford	2-1-20

Career Stats

Year	GP-GS	Min	Avg.	FG-A	FG%	3FG-A	3FG%	FT-A	FT%	O-D-T	Avg.	PF-DQ	A	TO	B	S	Pts	Avg
2017-18	29-14	525	18.1	36-103	.350	12-40	.300	25-38	.658	13-36-49	1.7	47-1	50	31	5	29	109	3.8
2018-19	31-17	624	19.5	68-181	.376	35-94	.372	28-46	.609	15-52-67	2.1	53-1	58	48	9	35	199	6.2
2019-20	32-29	955	29.8	120-303	.396	62-186	.333	35-55	.636	9-107-116	3.6	74-1	71	41	11	41	337	10.5
2020-21																		
CAREER	93-60	2104	22.6	224-587	.382	109-320	.341	88-139	.633	37-95-232	2.5	174-3	179	120	25	105	645	6.9



#5

Melvin Edwards Jr.

Freshman | 6-6 | 195 | Forward


Carrollton, Ga. | Carrollton HS

Prior to CSU:

- Double figures in back-to-back games while earning first collegiate start vs. Carver (Dec. 8)
- Tied for team-lead with 3 blocks entering Big South play
- One of five Bucs to average 8-plus points and played in multiple contests
- No. 3 rated small forward in the state of Georgia
- Finished his career at Carrollton HS with 1,021 points, 551 rebounds, 86 assists, 251 blocks and played in 87 games - all top-15 marks in school history, with his 251 blocks ranking fourth all-time

2020-21 Game Log

Opp	FG-A	3FG-A	FT-A	O-D-T	PF	TP	A	TO	B	S	Min
at N.C. State	2-4	0-0	0-1	0-2-2	1	4	0	0	0	0	16
vs. ECU	3-8	0-3	0-0	2-2-4	4	6	1	3	1	1	24
N.C. A&T	3-7	2-5	4-4	1-3-4	2	12	0	2	0	1	25
Carver	3-5	1-2	4-6	2-3-5	3	11	0	1	1	1	23*
Hampton	1-6	0-4	5-5	1-3-4	1	7	0	2	2	1	14
Hampton	8-10	4-6	1-1	2-6-8	2	21	0	2	0	0	28
Winthrop											
Winthrop											
Radford											
Radford											
at UNC Asheville											
at UNC Asheville											
USC Upstate											
USC Upstate											
at Campbell											
at Campbell											
at High Point											
at High Point											
Longwood											
Longwood											
at Presbyterian											
at Presbyterian											



Career Highs

Points	21	Hampton	12-22-20
Rebounds	8	Hampton	12-22-20
Assists	1	vs. Eastern Ky.	11-27-20
Steals	1 (4x)	last Hampton	12-21-20
Blocks	2	Hampton	12-21-20
FG Made	8	Hampton	12-22-20
3FG Made	4	Hampton	12-22-20
FT Made	5	Hampton	12-21-20
Minutes	28	Hampton	12-22-20

Career Stats

Year	GP-GS	Min	Avg.	FG-A	FG%	3FG-A	3FG%	FT-A	FT%	O-D-T	Avg.	PF-DQ	A	TO	B	S	Pts	Avg
2020-21	6-1	130	21.7	20-40	.500	7-20	.350	14-17	.824	8-19-27	4.5	13-0	1	10	4	4	61	10.2
CAREER	6-1	130	21.7	20-40	.500	7-20	.350	14-17	.824	8-19-27	4.5	13-0	1	10	4	4	61	10.2



#10

Jamir Moore

R-Sophomore | 6-5 | 200 | Forward

Miami, Fla. | Miramar HS

2020-21 (R-So.):

- Career-high 16 points on 6-9 shooting and 4-6 from deep vs. Carver (Dec. 8)
- Has played 10-plus minutes in 3 of his 4 appearances with season-high 24 last time out
- Second on the team in 3-point field goal percentage (.400)

2020-21 Game Log

Opp	FG-A	3FG-A	FT-A	O-D-T	PF	TP	A	TO	B	S	Min
at N.C. State	1-5	0-2	0-0	1-3-4	1	2	0	1	0	1	18
vs. ECU	0-2	0-2	0-0	0-2-2	0	0	0	0	0	0	10
N.C. A&T	0-0	0-0	0-0	0-0-0	0	0	0	0	0	0	3
Carver	6-9	4-6	0-0	1-1-2	2	16	1	1	1	2	24
Hampton	5-7	5-7	0-0	0-2-2	2	15	0	0	1	0	26*
Hampton	1-5	0-4	2-3	1-2-3	1	4	1	1	1	1	24*
Winthrop											
Winthrop											
Radford											
Radford											
at UNC Asheville											
at UNC Asheville											
USC Upstate											
USC Upstate											
at Campbell											
at Campbell											
at High Point											
at High Point											
Longwood											
Longwood											
at Presbyterian											
at Presbyterian											



Career Highs

Points	16	Carver	12-8-20
Rebounds	4	at Coppin State	11-25-20
Assists	2	Piedmont International	12-30-18
Steals	2	Carver	12-8-20
Blocks	2	Piedmont International	12-30-18
FG Made	6	Carver	12-8-20
3FG Made	5	Hampton	12-21-20
FT Made	3	Columbia International	11-6-18
Minutes	26	Hampton	12-21-20

Career Stats

Year	GP-GS	Min	Avg.	FG-A	FG%	3FG-A	3FG%	FT-A	FT%	O-D-T	Avg.	PF-DQ	A	TO	B	S	Pts	Avg
2018-19	14-0	74	5.3	12-35	.343	5-24	.208	3-4	.750	3-8-11	0.8	11-0	4	3	4	2	32	2.3
2019-20																		
2020-21	6-2	104	17.3	13-28	.464	9-21	.429	2-3	.667	3-10-13	2.2	6-0	2	3	3	4	37	6.2
CAREER	20-2	178	8.9	25-63	.397	14-45	.311	5-7	.714	6-18-24	1.2	17-0	6	6	7	6	69	3.5



#11

Ja'Quavian Florence

Freshman | 6-4 | 200 | Guard

Atlanta, Ga. | South Atlanta HS

2020-21 (Fr.):

- Earned first collegiate start in opener at NC State (Nov. 25)
- First career double-double (19 pts, 10 rbd) vs Eastern Kentucky (Nov. 27)
- Big South Freshman of the Week Nov. 30
- Leads the Bucs in scoring (15.0 ppg) and minutes (29.8 mpg) through four contests, second in rebounding (6.0 rpg)
- Scored in double figures each game as Buccaneer 6 has 5-plus rebounds in 3 of 4 contests

2020-21 Game Log

Opp	FG-A	3FG-A	FT-A	O-D-T	PF	TP	A	TO	B	S	Min
at N.C. State	4-11	0-2	4-8	2-3-5	3	12	1	4	0	1	22*
vs. ECU	6-15	2-3	5-6	2-8-10	3	19	1	6	2	1	33*
N.C. A&T	5-13	1-2	4-7	0-2-2	3	15	0	6	0	0	34*
Carver	5-14	3-5	1-2	3-4-7	2	14	4	2	0	1	30*
Hampton	2-8	2-3	0-0	2-4-6	0	6	1	4	0	0	31*
Hampton	1-10	0-4	1-2	1-3-4	0	3	1	0	0	0	32*
Winthrop											
Winthrop											
Radford											
Radford											
at UNC Asheville											
at UNC Asheville											
USC Upstate											
USC Upstate											
at Campbell											
at Campbell											
at High Point											
at High Point											
Longwood											
Longwood											
at Presbyterian											
at Presbyterian											



Career Highs

Points	19	vs Eastern Kentucky	11-27-20
Rebounds	10	vs Eastern Kentucky	11-27-20
Assists	4	Carver	12-8-20
Steals	1 (3x)	last Carver	12-8-20
Blocks	2	vs Eastern Kentucky	11-27-20
FG Made	6	vs Eastern Kentucky	11-27-20
3FG Made	3	Carver	12-8-20
FT Made	5	vs Eastern Kentucky	11-27-20
Minutes	34	North Carolina A&T	12-1-20

Career Stats

Year	GP-GS	Min	Avg.	FG-A	FG%	3FG-A	3FG%	FT-A	FT%	O-D-T	Avg.	PF-DQ	A	TO	B	S	Pts	Avg
2020-21	6-6	182	30.3	23-71	.324	8-19	.421	15-25	.600	10-24-34	5.7	11-0	8	22	2	3	69	11.5
CAREER	6-6	182	30.3	23-71	.324	8-19	.421	15-25	.600	10-24-44	5.7	11-0	8	22	2	3	69	11.5



#12

Ty Jones

Senior | 6-6 | 250 | Forward

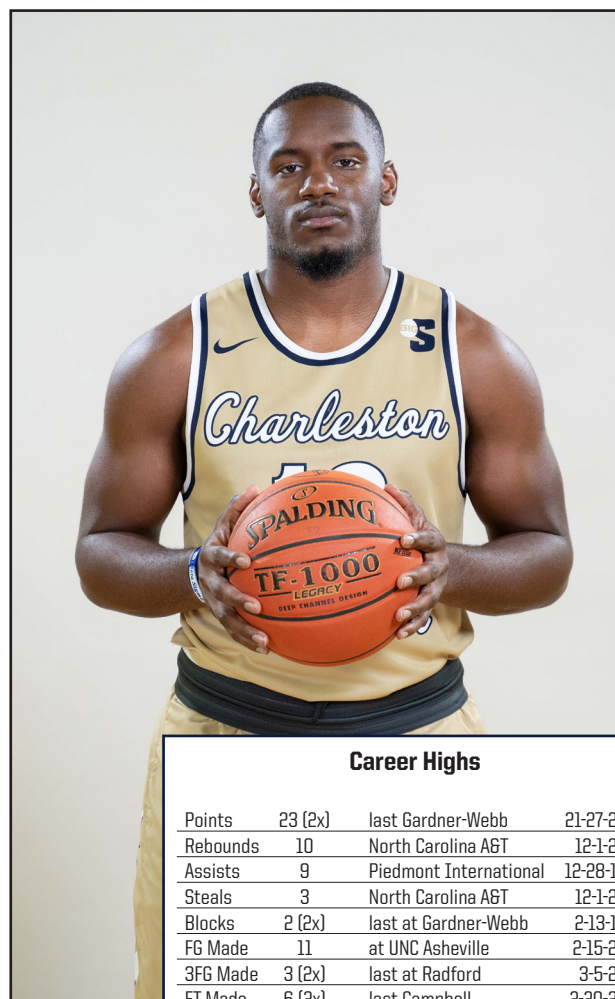
Pontotoc, Miss. | Pontotoc HS

2020-21 (Sr.):

- CSU all-time free throw percentage leader (81.9 FT%)
- First career double-double vs. North Carolina A&T (10 pts, 10 rbd) w/ a career-high in rebounds
- Team leader in assists with 8 in 3 contests
- One of five Bucs to average 8-plus points and play in multiple contests
- Second in shooting percentage (.563) on the team

2020-21 Game Log

Opp	FG-A	3FG-A	FT-A	O-D-T	PF	TP	A	TO	B	S	Min
at N.C. State	3-4	2-3	2-2	1-2-3	2	10	2	4	0	1	24
vs. ECU				- DNP (Injury) -							
N.C. A&T	4-9	0-2	2-2	3-7-10	1	10	5	5	1	3	32*
Carver	2-3	0-1	0-0	0-1-1	1	4	1	1	0	1	14*
Hampton	2-9	0-3	0-0	1-3-4	4	4	7	3	0	2	32*
Hampton	1-8	0-1	2-2	0-0-0	2	4	0	2	0	2	27*
Winthrop											
Winthrop											
Radford											
Radford											
at UNC Asheville											
at UNC Asheville											
USC Upstate											
USC Upstate											
at Campbell											
at Campbell											
at High Point											
at High Point											
Longwood											
Longwood											
at Presbyterian											
at Presbyterian											

**Career Highs**

Points	23 (2x)	last Gardner-Webb	21-27-20
Rebounds	10	North Carolina A&T	12-1-20
Assists	9	Piedmont International	12-28-19
Steals	3	North Carolina A&T	12-1-20
Blocks	2 (2x)	last at Gardner-Webb	2-13-19
FG Made	11	at UNC Asheville	2-15-20
3FG Made	3 (2x)	last at Radford	3-5-20
FT Made	6 (2x)	last Campbell	2-20-20
Minutes	40 (2x)	last at Radford	3-5-20

Career Stats

Year	GP-GS	Min	Avg.	FG-A	FG%	3FG-A	3FG%	FT-A	FT%	O-D-T	Avg.	PF-DQ	A	TO	B	S	Pts	Avg
2017-18	31-15	589	19.0	79-155	.510	2-11	.182	37-49	.755	26-52-78	2.5	58-1	28	51	7	14	197	6.4
2018-19	33-9	711	21.5	104-210	.495	10-29	.345	39-47	.830	59-75-134	4.1	51-1	48	46	11	17	257	7.8
2019-20	32-22	973	30.4	134-251	.534	15-34	.441	51-60	.850	43-92-135	4.2	62-1	75	71	4	15	334	10.4
2020-21	5-4	129	25.8	12-33	.364	2-10	.200	6-6	1.000	5-13-18	3.6	10-0	15	15	1	9	32	6.4
CAREER	101-50	2402	23.8	329-649	.507	29-84	.345	133-162	.821	133-232-365	3.6	181-3	166	183	23	55	820	8.2



#15

Matt Davis

Freshman | 6-6 | 170 | Guard

Johns Creek, Ga. | The Skill Factory

Prior to CSU:

- Early enrollee from 2021 class early signing period
- Two-sport athlete playing both basketball and running track & field
- Postgraduate season at The Skill Factory Prep.
- As a sophomore, Davis averaged 11 points and three rebounds per contest
- Honor Roll student as well as being named an Arete Award recipient
- In AAU, Davis averaged 8.7 points and 5.0 rebounds while shooting .446 from three-point range
- His sister Michaela is also a senior member of the cross country team at Georgia College

2020-21 Game Log

Opp	FG-A	3FG-A	FT-A	O-D-T	PF	TP	A	TO	B	S	Min
at N.C. State				- DNP -							
vs. ECU				- DNP -							
N.C. A&T				- DNP -							
Carver				- DNP -							
Hampton				- DNP -							
Hampton				- DNP -							
Winthrop											
Winthrop											
Radford											
Radford											
at UNC Asheville											
at UNC Asheville											
USC Upstate											
USC Upstate											
at Campbell											
at Campbell											
at High Point											
at High Point											
Longwood											
Longwood											
at Presbyterian											
at Presbyterian											



Career Highs

Points	--	--	--
Rebounds	--	--	--
Assists	--	--	--
Steals	--	--	--
Blocks	--	--	--
FG Made	--	--	--
3FG Made	--	--	--
FT Made	--	--	--
Minutes	--	--	--

Career Stats

Year	GP-GS	Min	Avg.	FG-A	FG%	3FG-A	3FG%	FT-A	FT%	O-D-T	Avg.	PF-DQ	A	TO	B	S	Pts	Avg
2020-21	--	--	--	--	--	--	--	--	--	--	--	--	--	--	--	--	--	--
CAREER	--	--	--	--	--	--	--	--	--	--	--	--	--	--	--	--	--	--



#22

Sadarius Bowser

Junior | 6-9 | 230 | Center

Gaffney, S.C. | Gaffney HS

2020-21 (Jr.):

- Tied his career-high of 8 points vs Carver (Dec. 8)
- Started 2 of his 4 appearances with a season-high 21 minutes twice
- Perfect 4-of-4 from the FT line in a win over Carver
- Season-high 6 rebounds vs. Eastern Kentucky (Nov. 27)

2020-21 Game Log

Opp	FG-A	3FG-A	FT-A	O-D-T	PF	TP	A	TO	B	S	Min
at N.C. State	0-0	0-0	0-0	0-0-0	1	0	0	0	1	0	9*
vs. ECU	0-4	0-0	1-2	3-3-6	2	1	0	1	0	0	21*
N.C. A&T	0-0	0-0	0-0	0-0-0	1	0	0	0	0	0	2
Carver	2-5	0-0	4-4	2-2-4	3	8	1	3	0	0	21
Hampton	0-0	0-0	0-0	1-1-2	3	0	0	1	1	0	8
Hampton	0-0	0-0	1-4	3-0-3	1	1	0	2	1	1	9
Winthrop											
Winthrop											
Radford											
Radford											
at UNC Asheville											
at UNC Asheville											
USC Upstate											
USC Upstate											
at Campbell											
at Campbell											
at High Point											
at High Point											
Longwood											
Longwood											
at Presbyterian											
at Presbyterian											



Career Highs

Points	8 (2x)	last Carver	12-8-20
Rebounds	9	vs. Delaware State	11-24-19
Assists	3	at Gardner-Webb	1-25-20
Steals	1 (3x)	last at Hampton	1-10-19
Blocks	2	at Furman	12-11-18
FG Made	4	Trinity Baptist	11-19-18
3FG Made	--	--	--
FT Made	4 (2x)	last Carver	12-8-20
Minutes	27 (2x)	last at Radford	3-5-20

Career Stats

Year	GP-GS	Min	Avg.	FG-A	FG%	3FG-A	3FG%	FT-A	FT%	O-D-T	Avg.	PF-DQ	A	TO	B	S	Pts	Avg
2018-19	30-10	324	10.8	29-48	.604	0-1	.000	5-14	.357	30-27-57	1.9	43-0	6	16	11	3	63	2.1
2019-20	29-8	445	15.3	34-60	.567	--	--	19-27	.704	33-56-89	3.1	54-0	12	25	2	--	87	3.0
2020-21	6-2	71	11.8	2-9	.222	--	--	6-10	.600	9-6-15	2.5	11-0	1	7	3	1	10	1.7
CAREER	65-20	840	12.9	65-117	.556	0-1	.000	30-51	.588	72-89-161	2.5	108	19	48	16	4	160	2.5



#23

Sean Price

R-Junior | 6-3 | 210 | Guard

Port Charlotte, Fla. | Port Charlotte HS

2020-21 (R-Jr.):

- Leading scorer off the bench for CSU at 10.8 points per contest
- Scored in double figures every game in 2020-21
- Career-high 4 steals in a win over Carver (Dec. 8)
- Leads the Bucs in shooting percentage (.600) and sits third in rebounding (5.8 rpg)
- Has 4-plus field goals in every contest and 5-plus rebounds in three of four games
- Playing a career-high 27.5 minutes per contest off the bench through four games

2020-21 Game Log

Opp	FG-A	3FG-A	FT-A	O-D-T	PF	TP	A	TO	B	S	Min
at N.C. State	5-10	0-0	2-4	1-4-5	4	12	0	3	0	3	30
vs. ECU	4-6	0-1	2-2	0-8-8	1	10	1	1	0	1	33
N.C. A&T	4-8	0-1	3-4	0-8-8	4	11	2	4	2	0	29
Carver	5-6	0-0	0-0	2-0-2	2	10	3	1	0	4	18
Hampton	0-1	0-1	0-0	0-2-2	2	0	0	3	0	1	21*
Hampton	7-10	0-0	2-4	3-6-9	3	16	4	1	0	0	33*
Winthrop											
Winthrop											
Radford											
Radford											
at UNC Asheville											
at UNC Asheville											
USC Upstate											
USC Upstate											
at Campbell											
at Campbell											
at High Point											
at High Point											
Longwood											
Longwood											
at Presbyterian											
at Presbyterian											



Career Highs

Points	16	Hampton	12-22-20
Rebounds	9	Hampton	12-22-20
Assists	4 (2x)	last Hampton	12-22-20
Steals	4	Carver	12-8-20
Blocks	2 (2x)	last North Carolina A&T	12-1-20
FG Made	7	Hampton	12-22-20
3FG Made	3 (2x)	last Coppin State	11-23-18
FT Made	7	Toccoa Falls	11-20-17
Minutes	33 (2x)	last Hampton	12-22-20

Career Stats

Year	GP-GS	Min	Avg.	FG-A	FG%	3FG-A	3FG%	FT-A	FT%	O-D-T	Avg.	PF-DQ	A	TO	B	S	Pts	Avg
2017-18	21-4	227	10.8	22-50	.440	9-27	.333	9-12	.750	8-13-21	1.0	22-0	22	7	2	11	62	3.0
2018-19	25-0	255	10.2	21-54	.389	7-23	.304	11-18	.611	11-24-35	1.4	17-0	15	14	—	15	60	2.4
2019-20	8-1	140	17.5	12-25	.480	3-11	.273	3-5	.600	7-18-25	3.1	12-0	5	11	2	6	30	3.8
2020-21	6-2	164	27.3	25-41	.610	0-3	.000	9-14	.643	6-28-34	5.7	16-0	10	13	2	9	59	9.8
CAREER	60-7	786	13.1	80-170	.471	19-64	.297	32-49	.653	32-83-115	1.9	67-0	52	45	6	41	211	3.5



#24

Phlandrous Fleming Jr.

Senior | 6-4 | 210 | Guard

Athens, Ga. | Cedar Shoals HS

2020-21 (Sr.):

- 2020-21 Big South Preseason Player of the Year
- Made season debut vs. Carver (Dec. 8) shooting 6-of-9 scoring with 15 points, 3 rebounds, 2 assists and 2 steals
- 2020 All-Big South First Team and Big South Defensive Player of the Year
- Recorded the league's first ever Big South Tournament triple-double (14 points, 11 rebounds, 12 assists)
- Career-high 34 points on 11-of-20 shooting and 15 rebounds versus Hampton Feb. 8, 2020 - also scored his 1,000th career point in the same game

2020-21 Game Log

Opp	FG-A	3FG-A	FT-A	O-D-T	PF	TP	A	TO	B	S	Min
at N.C. State				- DNP (Injury)-							
vs. ECU				- DNP (Injury)-							
N.C. A&T				- DNP (Injury)-							
Carver	6-9	1-4	2-2	0-3-3	1	15	2	0	0	2	14*
Hampton	7-25	4-13	3-6	2-8-10	4	21	1	1	1	1	33*
Hampton	8-17	2-7	1-2	2-8-10	3	19	3	1	1	1	33*
Winthrop											
Winthrop											
Radford											
Radford											
at UNC Asheville											
at UNC Asheville											
USC Upstate											
USC Upstate											
at Campbell											
at Campbell											
at High Point											
at High Point											
Longwood											
Longwood											
at Presbyterian											
at Presbyterian											



Career Highs

Points	34	Hampton	2-8-20
Rebounds	15 (2x)	last High Point	2-13-20
Assists	12	Presbyterian	3-3-20
Steals	5	at Dayton	11-16-19
Blocks	6	at Gardner-Webb	1-25-20
FG Made	11 (4x)	last Hampton	2-8-20
3FG Made	5 (2x)	last at High Point	1-18-20
FT Made	12	Delaware State	11-24-19
Minutes	49	at Gardner-Webb	1-25-20

Career Stats

Year	GP-GS	Min	Avg.	FG-A	FG%	3FG-A	3FG%	FT-A	FT%	O-D-T	Avg.	PF-DQ	A	TO	B	S	Pts	Avg
2017-18	29-28	811	28.0	106-254	.417	43-118	.364	52-72	.722	39-75-114	3.9	50-0	47	42	12	36	307	10.6
2018-19	22-11	621	28.2	97-241	.402	33-114	.289	49-61	.803	37-83-120	5.5	45-0	60	46	13	28	276	12.5
2019-20	32-31	1132	35.4	207-477	.434	45-174	.259	106-136	.779	50-228-278	8.7	59-1	121	107	47	40	565	17.7
2020-21	3-3	80	26.7	21-51	.412	7-24	.292	6-10	.600	4-19-23	7.7	8-0	6	2	2	4	55	18.3
CAREER	86-73	2644	30.7	431-1023	.421	128-430	.298	210-279	.753	130-405-535	6.2	162-1	234	197	74	108	1203	14.0



#50

Malik Battle

Sophomore | 6-3 | 180 | Guard

Atlanta, Ga. | Alexander HS

2020-21 (So.):

- Has started all four contests for CSU playing at least 23 minutes in all three
- Career-high 15 points vs Carver (Dec. 8) and has scored 10-plus points in three contests
- Career-best 6 free throws in home opener against North Carolina A&T (Dec. 1)
- Second on the team in minutes (27.8), third in scoring (10.3 ppg) and field goal percentage (.520) and T-2nd in assists
- Already surpassed last season's 7 made FT's in limited action

2020-21 Game Log

Opp	FG-A	3FG-A	FT-A	O-D-T	PF	TP	A	TO	B	S	Min
at N.C. State	4-4	2-2	2-2	0-0-0	2	12	1	0	0	0	23*
vs. ECU	1-3	1-2	0-0	0-1-1	0	3	1	3	0	0	25*
N.C. A&T	2-8	1-3	6-7	0-2-2	1	11	2	0	0	0	33*
Carver	6-10	0-2	3-4	0-1-1	0	15	2	2	0	0	30*
Hampton	0-1	0-1	0-0	0-2-2	2	0	0	0	0	0	19
Hampton	0-1	0-0	0-0	0-0-0	2	0	0	1	0	0	5
Winthrop											
Winthrop											
Radford											
Radford											
at UNC Asheville											
at UNC Asheville											
USC Upstate											
USC Upstate											
at Campbell											
at Campbell											
at High Point											
at High Point											
Longwood											
Longwood											
at Presbyterian											
at Presbyterian											



Career Highs

Points	15	Carver	12-8-20
Rebounds	2 (4x)	last Hampton	12-21-20
Assists	2 (3x)	last Carver	12-8-20
Steals	1	at High Point	1-18-20
Blocks	--	--	--
FG Made	6	Carver	12-8-20
3FG Made	2	at NC State	11-25-20
FT Made	6	North Carolina A&T	12-1-20
Minutes	33	North Carolina A&T	12-1-20

Career Stats

Year	GP-GS	Min	Avg.	FG-A	FG%	3FG-A	3FG%	FT-A	FT%	O-D-T	Avg.	PF-DQ	A	TO	B	S	Pts	Avg
2019-20	17-3	196	11.5	20-51	.392	7-15	.467	9-13	.692	1-8-9	0.5	17-1	8	4	--	1	56	3.3
2020-21	6-4	135	22.5	13-27	.481	4-10	.400	11-13	.846	0-6-6	1.0	7-0	6	6	--	--	41	6.8
CAREER	23-7	331	14.4	33-78	.423	11-25	.440	20-26	.769	1-14-15	0.7	24-1	14	10	--	1	97	4.2

2020-21 Season Statistics



THE STAT CREW SYSTEM

Charleston Southern Combined Team Statistics (as of Dec 22, 2020)

All games



RECORD:	OVERALL	HOME	AWAY	NEUTRAL
ALL GAMES	1-5	1-3	0-1	0-1
CONFERENCE	0-2	0-2	0-0	0-0
NON-CONFERENCE	1-3	1-1	0-1	0-1

##	Player	gp-gs	min	avg	Total		3-Point		F-Throw		Rebounds				pf	dq	a	to	blk	stl	pts	avg
					fg-fga	fg%	3fg-fga	3fg%	ft-fga	ft%	off	def	tot	avg								
24	FLEMING, Phlandrous	3-3	80	26.7	21-51	.412	7-24	.292	6-10	.600	4	19	23	7.7	8	0	6	2	2	4	55	18.3
11	FLORENCE, JaQuavia	6-6	182	30.3	23-71	.324	8-19	.421	15-25	.600	10	24	34	5.7	11	0	8	22	2	3	69	11.5
05	EDWARDS JR, Melvin	6-1	130	21.7	20-40	.500	7-20	.350	14-17	.824	8	19	27	4.5	13	0	1	10	5	3	61	10.2
23	PRICE, Sean	6-2	164	27.3	25-41	.610	0-3	.000	9-14	.643	6	28	34	5.7	16	0	10	13	2	9	59	9.8
00	ANDERSON, Travis	1-1	10	10.0	1-1	1.000	1-1	1.000	4-5	.800	0	0	0	0.0	0	0	1	3	0	0	7	7.0
50	BATTLE, Malik	6-4	135	22.5	13-27	.481	4-10	.400	11-13	.846	0	6	6	1.0	7	0	6	6	0	0	41	6.8
12	JONES, Ty	5-4	129	25.8	12-33	.364	2-10	.200	6-6	1.000	5	13	18	3.6	10	0	15	15	1	9	32	6.4
10	MOORE, Jamir	6-2	104	17.3	13-28	.464	9-21	.429	2-3	.667	3	10	13	2.2	6	0	2	3	3	4	37	6.2
01	PORTER, TJ	3-3	67	22.3	5-13	.385	0-2	.000	1-3	.333	2	17	19	6.3	11	1	3	12	3	2	11	3.7
22	BOWSER, Sadarius	6-2	71	11.8	2-9	.222	0-0	.000	6-10	.600	9	6	15	2.5	11	0	1	7	3	1	10	1.7
02	KNOX, Emorie	6-2	126	21.0	4-19	.211	0-5	.000	1-2	.500	2	6	8	1.3	10	0	13	24	0	6	9	1.5
30	KORMYLO, Matt	1-0	2	2.0	0-0	.000	0-0	.000	0-0	.000	0	1	1	1.0	0	0	0	1	0	0	0	0.0
Team											20	8	28				4					
Total.....		6	1200		139-333	.417	38-115	.330	75-108	.694	69	157	226	37.7	103	1	66	122	21	41	391	65.2
Opponents.....		6	1200		150-353	.425	40-126	.317	81-112	.723	63	145	208	34.7	107	-	62	95	29	69	421	70.2

TEAM STATISTICS	CHSO	OPP
SCORING	391	421
Points per game	65.2	70.2
Scoring margin	-5.0	-
FIELD GOALS-ATT	139-333	150-353
Field goal pct	.417	.425
3 POINT FG-ATT	38-115	40-126
3-point FG pct	.330	.317
3-pt FG made per game	6.3	6.7
FREE THROWS-ATT	75-108	81-112
Free throw pct	.694	.723
F-Throws made per game	12.5	13.5
REBOUNDS	226	208
Rebounds per game	37.7	34.7
Rebounding margin	+3.0	-
ASSISTS	66	62
Assists per game	11.0	10.3
TURNOVERS	122	95
Turnovers per game	20.3	15.8
Turnover margin	-4.5	-
Assist/turnover ratio	0.5	0.7
STEALS	41	69
Steals per game	6.8	11.5
BLOCKS	21	29
Blocks per game	3.5	4.8
ATTENDANCE	117	25
Home games-Avg/Game	4-29	1-25
Neutral site-Avg/Game	-	1-0

Score by Periods	1st	2nd	Totals
Charleston Southern	179	212	391
Opponents	200	221	421

Date	Opponent	Score	Att.
11/25/20	at NC State	L 61-95	25
11/27/20	vs Eastern Ky.	L 50-60	0
12/01/20	N.C. A&T	L 63-70	32
12/08/20	CARVER	W 94-59	9
* 12/21/20	HAMPTON	L 55-67	38
* 12/22/20	HAMPTON	L 68-70	38

* - Conference game



2020-21 Game-By-Game Statistics



THE STAT CREW SYSTEM

Charleston Southern Team Game-by-Game Comparison (as of Dec 22, 2020)

All games



Opponent	1st	2nd	Score	Mar	Total FG	FG Pct	3-Pointers	3FG Pct	Free Throws	FT Pct	Rebounds	Assist	T/Over	Block	Steal	Fouls	
NC State	31/43	30/52	61-95	(34)	21-44/35-67	.477/.522	5-11/11-23	.455/.478	14-22/14-20	.636/.700	32/30	+2	7/15	32/13	1/4	6/18	20/21
Eastern Ky.	21/38	29/22	50-60	(10)	19-53/24-67	.358/.358	3-16/4-28	.188/.143	9-12/8-12	.750/.667	45/36	+9	7/10	25/16	3/4	6/10	16/15
N.C. A&T	28/31	35/39	63-70	(7)	20-51/23-57	.392/.404	4-13/6-15	.308/.400	19-25/18-22	.760/.818	41/29	+12	11/10	22/11	7/6	4/15	18/20
CARVER	45/28	49/31	94-59	+35	35-63/22-49	.556/.449	9-20/7-20	.450/.350	15-20/8-11	.750/.727	31/28	+3	18/7	13/27	2/2	13/7	15/21
HAMPTON	36/26	19/41	55-67	(12)	18-60/23-55	.300/.418	11-32/4-16	.344/.250	8-11/17-26	.727/.654	37/45	(8)	12/11	16/15	5/6	7/12	20/11
HAMPTON	18/34	50/36	68-70	(2)	26-62/23-58	.419/.397	6-23/8-24	.261/.333	10-18/16-21	.556/.762	40/40	-	11/9	14/13	3/7	5/7	14/19

Note: Game totals are displayed in the format TEAM/OPPONENT for each category

North Carolina A&T 70, Charleston Southern 63



Official Basketball Box Score - Game Totals - Final Statistics
N.C. A&T vs Charleston Southern
12/01/20 7:00 pm at North Charleston, SC



N.C. A&T 70 • 2-2,0-0 MEAC

#	Player		Total			3-Ptr			Rebounds			PF	TP	A TO Blk Stl				Min
			FG-FGA	FG-FGA	FT-FTA	Off	Def	Tot	A	TO	Blk			Stl				
01	Jeremy Robinson	f	2-5	0-2	0-0	1	3	4	2	4	0	0	1	0	1	14		
14	Harry Morrice	c	0-5	0-1	0-0	0	1	1	1	0	0	0	1	1	1	11		
11	Tyler Maye	g	6-11	0-0	2-2	1	4	5	1	14	2	2	0	2	2	31		
13	Kameron Langley	g	4-14	0-0	3-3	1	3	4	3	11	6	1	0	0	6	31		
35	Tyrone Lyons	g	2-6	2-4	6-7	0	6	6	3	12	0	3	3	1	3	30		
02	Fred Cleveland	g	4-7	2-4	5-6	0	2	2	2	15	1	0	0	0	3	25		
03	Tyler Jones	g	1-2	0-1	2-4	0	3	3	1	4	1	0	0	1	1	14		
04	Quentin Jones	g	3-5	2-3	0-0	1	0	1	3	8	0	3	1	1	1	19		
21	Kenyon Duling	g	0-1	0-0	0-0	0	0	0	2	0	0	2	0	0	0	8		
25	Webster Filmore	g	1-1	0-0	0-0	1	1	2	2	2	0	0	0	0	0	17		
	Team					1	0	1										
Totals			23-57	6-15	18-22	6	23	29	20	70	10	11	6	15	20	0		

FG % 1st Half: 12-28 42.9% 2nd half: 11-29 37.9% Game: 23-57 40.4% Deadball Rebounds 2
 3FG % 1st Half: 3-9 33.3% 2nd half: 3-6 50.0% Game: 6-15 40.0%
 FT % 1st Half: 4-6 66.7% 2nd half: 14-16 87.5% Game: 18-22 81.8%

Charleston Southern 63 • 0-3,0-0 Big Sout

#	Player		Total			3-Ptr			Rebounds			PF	TP	A				To	Blk	Stl	Min
			FG-FGA	FG-FGA	FT-FTA	Off	Def	Tot	PF	TP	A			To	Blk	Stl					
01	PORTER, TJ	f	2-5	0-0	0-1	2	6	8	2	4	2	2	2	3	1	22					
12	JONES, Ty	f	4-9	0-2	2-2	3	7	10	1	10	5	5	1	3	32						
02	KNOX, Emorie	g	0-1	0-0	0-0	0	1	1	4	0	0	2	0	0	20						
11	FLORENCE, JaQuavian	g	5-13	1-2	4-7	0	2	2	3	15	0	6	0	0	34						
50	BATTLE, Malik	g	2-8	1-3	6-7	0	2	2	1	11	2	0	0	0	33						
05	EDWARDS JR, Melvin	g	3-7	2-5	4-4	1	3	4	2	12	0	2	1	0	25						
10	MOORE, Jamir	g	0-0	0-0	0-0	0	0	0	0	0	0	0	0	0	2						
22	BOWSER, Sadarius	g	0-0	0-0	0-0	0	0	0	1	0	0	0	0	0	3						
23	PRICE, Sean	g	4-8	0-1	3-4	0	8	8	4	11	2	4	2	0	29						
Team						5	1	6													
Totals			20-51	4-13	19-25	11	30	41	18	63	11	22	7	4	200						

FG % 1st Half: 8-25 32.0% 2nd half: 12-26 46.2% Game: 20-51 39.2% Deadball Rebounds 3
 3FG % 1st Half: 3-9 33.3% 2nd half: 1-6 16.7% Game: 4-13 30.8%
 FT % 1st Half: 9-11 81.8% 2nd half: 10-14 71.4% Game: 19-25 76.0%

Officials: Technical fouls: N.C. A&T-None. Charleston Southern-None.
 Attendance: 32
 2020-21 Men's Basketball. Round: 0. Charleston So. vs N.C. A&T. Played at CSU

Score by periods	1st	2nd	Total
N.C. A&T	31	39	70
Charleston Southern	28	35	63

Charleston Southern 94, Carver 59



Official Basketball Box Score - Game Totals - Final Statistics
Carver vs Charleston Southern
12/08/20 7:00 pm at North Charleston, SC



Carver 59 • 0-6

#	Player		Total		3-Ptr		Rebounds			PF	TP	A TO Blk Stl				Min
			FG-FGA	FG-FGA	FT-FTA	Off	Def	Tot	A			TO	Blk	Stl		
04	Stephon Augusta	g	1-3	0-1	1-2	2	0	2	3	3	1	2	1	0	18	
10	Keyshawn Coley	g	0-2	0-0	0-0	0	1	1	1	0	0	1	0	0	9	
13	Paul Hepburn	g	2-9	0-3	0-0	1	4	5	5	4	1	3	1	1	25	
15	Stephen Mayuen	g	1-2	1-2	0-0	0	0	0	1	3	0	0	0	0	8	
23	Glenn Sims	g	3-6	1-4	2-2	0	3	3	3	9	0	3	0	0	35	
02	Antwon Ferrell	g	4-8	1-4	2-2	1	0	1	1	11	0	2	0	2	24	
05	Bryson Scott	g	6-10	3-4	2-2	2	5	7	2	17	4	7	0	2	36	
32	Brenden Middlebrooks	g	1-3	0-0	0-0	3	1	4	4	2	0	2	0	0	14	
44	Theodore Hanna	g	0-0	0-0	0-0	0	0	0	0	0	0	1	0	0	5	
55	Devin Ervin	g	4-6	1-2	1-3	2	0	2	1	10	1	2	0	2	26	
	Team					1	2	3					4			
Totals			22-49	7-20	8-11	12	16	28	21	59	7	27	2	7	200	

FG % 1st Half: 10-27 37.0% 2nd half: 12-22 54.5% Game: 22-49 44.9% Deadball Rebounds 1
 3FG % 1st Half: 3-9 33.3% 2nd half: 4-11 36.4% Game: 7-20 35.0%
 FT % 1st Half: 5-7 71.4% 2nd half: 3-4 75.0% Game: 8-11 72.7%

Charleston Southern 94 • 1-3,0-0 Big Sout

#	Player		Total		3-Ptr		Rebounds			PF	TP	A TO Blk Stl				Min
			FG-FGA	FG-FGA	FT-FTA	Off	Def	Tot	A			TO	Blk	Stl		
05	EDWARDS JR, Melvin	f	3-5	1-2	4-6	2	3	5	3	11	0	1	1	1	23	
12	JONES, Ty	f	2-3	0-1	0-0	0	1	1	1	4	1	1	0	1	14	
11	FLORENCE, JaQuavian	g	5-14	3-5	1-2	3	4	7	2	14	4	2	0	1	30	
24	FLEMING, Phlandrous	g	6-9	1-4	2-2	0	3	3	1	15	2	0	0	2	14	
50	BATTLE, Malik	g	6-10	0-2	3-4	0	1	1	0	15	2	2	0	0	30	
02	KNOX, Emorie		0-2	0-0	1-2	2	1	3	1	1	4	2	0	2	26	
10	MOORE, Jamir		6-9	4-6	0-0	1	1	2	2	16	1	1	1	2	24	
22	BOWSER, Sadarius		2-5	0-0	4-4	2	2	4	3	8	1	3	0	0	21	
23	PRICE, Sean		5-6	0-0	0-0	2	0	2	2	10	3	1	0	4	18	
Team						2 1 3										
Totals			35-63	9-20	15-20	14	17	31	15	94	18	13	2	13	200	

FG % 1st Half: 16-33 48.5% 2nd half: 19-30 63.3% Game: 35-63 55.6% Deadball Rebounds 3
 3FG % 1st Half: 6-13 46.2% 2nd half: 3-7 42.9% Game: 9-20 45.0%
 FT % 1st Half: 7-9 77.8% 2nd half: 8-11 72.7% Game: 15-20 75.0%

Officials: Lee Klutz,William Humes,Dave Davis Jr.
 Technical fouls: Carver-None. Charleston Southern-None.
 Attendance: 9
 2020-21 Men's Basketball. Round: 0. Carver vs Charleston So.. Played at CSU FI

Score by periods	1st	2nd	Total
Carver	28	31	59
Charleston Southern	45	49	94

Hampton 67, Charleston Southern 55



Official Basketball Box Score - Game Totals - Final Statistics
Hampton vs Charleston Southern
12/21/20 7:00 pm at North Charleston, SC



Hampton 67 • 2-4,1-0 Big Sout

#	Player		Total			3-Ptr			Rebounds			PF	TP	A			Min
			FG-FGA	FG-FGA	FT-FTA	Off	Def	Tot	To	Bk	Stl						
05	Dajour Dickens	f	5-6	0-0	4-5	1	5	6	3	14	0	0	2	2	26		
45	Edward Oliver-Hampton	f	3-11	1-4	5-8	3	10	13	1	12	3	4	1	1	36		
01	Russell Dean	g	4-9	0-0	6-9	3	6	9	2	14	3	6	0	2	40		
03	Davion Warren	g	6-15	1-5	2-2	0	6	6	2	15	4	2	2	5	34		
12	Chris Shelton	g	3-6	2-5	0-0	1	0	1	1	8	1	2	0	1	33		
04	Raymond Bethea, Jr.	g	2-4	0-1	0-1	0	2	2	1	4	0	1	0	0	14		
23	Daniel Banister	g	0-1	0-1	0-1	1	1	2	1	0	0	0	0	0	9		
32	Najee Thomas	g	0-3	0-0	0-0	1	0	1	0	0	0	0	1	1	8		
	Team					2	3	5									
Totals			23-55	4-16	17-26	12	33	45	11	67	11	15	6	12	200		

FG % 1st Half: 10-26 38.5% 2nd half: 13-29 44.8% Game: 23-55 41.8% Deadball Rebounds 3
 3FG % 1st Half: 2-9 22.2% 2nd half: 2-7 28.6% Game: 4-16 25.0%
 FT % 1st Half: 4-10 40.0% 2nd half: 13-16 81.3% Game: 17-26 65.4%

Charleston Southern 55 • 1-4,0-1 Big Sout

#	Player		Total			3-Ptr			Rebounds			PF	TP	A				Min
			FG-FGA	FG-FGA	FT-FTA	Off	Def	Tot	To	Blk	Stl							
12	JONES, Ty	f	2-9	0-3	0-0	1	3	4	4	4	7	3	0	2	32			
23	PRICE, Sean	f	0-1	0-1	0-0	0	2	2	2	0	0	3	0	1	21			
10	MOORE, Jamir	g	5-7	5-7	0-0	0	2	2	2	15	0	0	1	0	26			
11	FLORENCE, JaQuavian	g	2-8	2-3	0-0	2	4	6	0	6	1	4	0	0	31			
24	FLEMING, Phlandrous	g	7-25	4-13	3-6	2	8	10	4	21	1	1	1	1	33			
02	KNOX, Emorie	g	1-3	0-0	0-0	0	0	0	2	2	3	2	0	2	16			
05	EDWARDS JR, Melvin	g	1-6	0-4	5-5	1	3	4	1	7	0	2	2	1	14			
22	BOWSER, Sadarius	g	0-0	0-0	0-0	1	1	2	3	0	0	1	1	0	8			
50	BATTLE, Malik	g	0-1	0-1	0-0	0	2	2	2	0	0	0	0	0	19			
Team						4	1	5										
Totals			18-60	11-32	8-11	11	26	37	20	55	12	16	5	7	200			

FG % 1st Half: 11-33 33.3% 2



#0 • Travis Anderson
Redshirt-Sophomore • Guard
Atlanta, Ga.



#1 • Terence Porter Jr.
Redshirt-Freshman • Forward
Atlanta, Ga.



#2 • Emorie Knox
Freshman • Guard
Myrtle Beach, S.C.



#4 • Deontaye Buskey
Senior • Guard
Daphne, Ala.



#5 • Melvin Edwards Jr.
Freshman • Forward
Carrollton, Ga.



#10 • Jamir Moore
Redshirt-Sophomore • Guard/Forward
Miami, Fla.



#11 • Ja'Quavian Florence
Freshman • Guard
Atlanta, Ga.



#12 • Ty Jones
Senior • Forward
Pontotoc, Miss.



#15 • Matt Davis
Freshman • Guard
Johns Creek, Ga.



#22 • Sadarius Bowser
Junior • Center
Gaffney, S.C.



#23 • Sean Price
Senior • Guard
Port Charlotte, Fla.



#24 • Phlandrous Fleming Jr.
Senior • Guard
Athens, Ga.



#50 • Malik Battle
Sophomore • Guard
Atlanta, Ga.



Barclay Radebaugh
Head Coach
16th Season



Rick Duckett
Associate Head Coach
4th Season




Thomas Butters
Assistant Head Coach
7th Season



Saah Nimley
Assistant Coach
2nd Season



Colton Everett
Director of Basketball Operations
5th Season



Nate Louis
Video Coordinator
1st Season



James Floyd
Senior Student Manager