



THE RUNDOWN

RECORD	OVERALL:	0-2
	BIG SOUTH	0-0
	NON-CONFERENCE	0-2
	HOME	0-0
	AWAY	0-2

THE SCHEDULE

Date	Opponent	Time
Aug. 31	at Furman	L, 46-13
Sept. 7	at South Carolina	L, 72-10
Sept. 14	North Carolina A&T	6 p.m.
Sept. 21	at The Citadel	6 p.m.
Oct. 5	Savannah State	6 p.m.
Oct. 12	at Kennesaw State	3 p.m.
Oct. 19	at North Alabama	7 p.m.
Oct. 26	Monmouth*	6 p.m.
Nov. 2	at Gardner-Webb*	1:30 p.m.
Nov. 9	Hampton*	6 p.m.
Nov. 16	at Presbyterian*	1 p.m.
Nov. 23	Campbell*	3:30 p.m.

*Big South Opponent // All times Eastern

TUNE IN

VIDEO:	BSN on ESPN+
PXP:	Joseph McClatchy
Booth Analyst:	Dominique Allen

GAME 3 | NORTH CAROLINA A&T

September 14, 2019 * Charleston, S.C. * 6 p.m. ET * BSN ON ESPN+



CHARLESTON SOUTHERN
BIG SOUTH

2019 Record: 0-2/0-0
Head Coach: Autry Denson
Career: 0-2 (1st)
CSU: Same

QUICK HITS

11.5	Points/Game	18.5
59.0	Points Allowed/Game	33.0
128.5	Rush Yards/Game	135.5
431.0	Rush Yards Allowed/Game	114.5
193.5	Pass Yards/Game	152.0
211.0	Pass Yards Allowed/Game	283.0
322.0	Total Offense/Game	287.5



NORTH CAROLINA A&T
MID-EASTERN ATHLETIC

2019 Record: 1-1/0-0
Head Coach: Sam Washington
Career: 11-3 (2nd)
NCAT: Same



TOP STATISTICAL LEADERS

Player	Category	Player	Category
#8 Jack Chambers	PASSING	#10 Kylil Carter	PASSING
32-of-55, 308 yards, 2 INT		24-of-49, 142 yards, 2 TD	
#2 Ronnie Harris	RUSHING	#30 Jah-Maine Martin	RUSHING
20 carries, 115 yards		31 carries, 136 yards, 2 TD	
#4 Geoffrey Wall	RECEIVING	#13 Elijah Bell	RECEIVING
10 catches, 99 yards		11 catches, 145 yards, 1 TD	
#33 Nick Salley	DEFENSE	#8 Joseph Stuckey	DEFENSE
14 tackles, 3.0 TFL, 1.0 Sacks		21 tackles, 0.5 TFL, 1 INT, 1 FR	

MEDIA RELATIONS

Seth Montgomery
Associate A.D. / Communications & P.R.
Phone: (843) 863-7853
Email: smontgomery@csuniv.edu

Harrison Huntley
Assistant Director/Communications
Phone: (843) 863-7289
Email: hhuntley@csuniv.edu

NC A&T Contact:
Brian Holloway
Associate A.D. for Communications
Phone: (336) 285-3608
Email: bmhollow@ncat.edu

TABLE OF CONTENTS

Media Information	2
Numerical Roster	3
Alphabetical Roster	4
Depth Chart	5
Accolades	6-7
Offensive Notes	8-11
Defensive Notes	12-15
Special Teams Notes	16-17
Mark Tucker	18
Team Statistics	19-30
All-Time Series Records	31
Single Game Records	32-33
Last Time It Happened	34

AT A GLANCE

KEY STORYLINES
>>ANOTHER FIRST-TIMER
 Charleston Southern is back on the field against another first-time opponent this weekend as the Buccaneers host North Carolina A&T on Saturday evening. The Bucs opened the 2019 season against a pair of first-time opponents in Furman and South Carolina. The Bucs will face off against a final first-time opponent on the road on October 19 as the Bucs travel to North Alabama.

>>HOME OPENER/FACILITY IMPROVED
 Last season's loss against Elon snapped CSU's five-game home opening winning streak dating back to the 2012 season. The Bucs added multiple stadium enhancements to Buccaneer Field this season and they will be on display throughout the season with the crown piece being the new 52' Daktronics Video/Scoreboard located just beyond the South end zone.

>>RANKED OPPONENTS
 The Bucs entered the season with three ranked opponents on the schedule and CSU will take on its second this weekend as N.C. A&T enters Saturday ranked #17 in the FCS Coaches Poll and #15 in the STATS FCS Top 25. Furman and Kennesaw State are also ranked in both polls.

SERIES INFORMATION

Overall:	First Meeting
Buccaneer Field:	First Meeting
Aggie Stadium:	N/A
Neutral:	N/A
First Meeting:	First Meeting
Last Meeting:	First Meeting
Streak:	First Meeting

The Venue

Stadium:	Buccaneer Field
Capacity:	4,000
Surface:	Field Turf



CHARLESTON SOUTHERN WEEKLY SCHEDULE

9 MON	10 TUES	11 WED	12 THU	13 FRI	14 SAT	15 SUN
Coach Denson TV Interview - 1:45 p.m. Practice - 6:45 p.m.	Coach Denson Media Availability 3:45 p.m. Practice - 4:15 p.m.	Practice - 4:15 p.m.	Practice - 4:15 p.m.	Practice - 4:15 p.m.	GAME DAY vs. N.C. A&T - 6 P.M. CHARLESTON, S.C. BSN ON ESPN+	Off Day No Media Availability

THE BASICS

Location (Founded)..... Charleston, S.C. (1964)
 AddressP.O. Box 118087, Charleston, S.C. 29423-8087
 ConferenceBig South
 Affiliation NCAA Division I (FCS)
 Enrollment3,459
 ColorsBlue (PMS 295) and Gold (PMS 7503)
 NicknameBuccaneers
 Mascot“Bucky”
 Band“Pride of the Lowcountry”
 President Dr. Dondi E. Costin
 Faculty Representative Dr. Todd Heldreth
 Athletic Director Jeff Barber
 Associate A.D. (Compliance)/SWA Lisa Gilmore
 Associate A.D. (Media Relations) Seth Montgomery
 Associate A.D. (Facilities) James Bradley
 Associate A.D. (Business and Administration) Courtney Hall
 Associate A.D. (Academics) Betty Palmer
 Assistant A.D. (Medical Services) Brad Drake
 Administrative Assistant Courtney Schley
 Athletic Department Phone 843-863-7678
 Athletic Department Fax 843-863-7695
 Ticket Office Phone 843-863-7670

FACILITY INFORMATION

Facility Buccaneer Field
 Capacity 4,000
 Surface Field Turf
 Record at Buccaneer Field 81-66

HISTORY

First Year of Football 1991
 All-Time Record 110-184
 All-Time Big South Record 32-44
 Conference Championships 3
 (2005 Co-Champions), (2016 Co-Champions)
 Playoff Appearances 2015 (#8 national seed; reached FCS quarterfinals)
 2016 (FCS First Round)

TEAM INFORMATION

2018 Overall Record: 5-6
 Home/Away 3-2/2-4
 Big South Conference/Finish 3-2/3rd
 Home/Away 2-1/1-1

COACHING STAFF

Head Coach Autry Denson
 Defensive Coordinator/Linebackers Zane Vance
 Offensive Coordinator/Inside Wide Receivers Felton Huggins
 Offensive Line Aaron Coeling
 Outside Wide Receiver Antwan Toomer
 Running Backs Armando Allen
 Defensive Line Jason Brooks
 Defensive Backs Greg Moss
 Quarterbacks Klay Koester
 Special Teams Coordinator/Assistant A.D. for Operations David Padilla
 Offensive Line Assistant Travis Palmer
 Graduate Assistants - Operations Mike Marangelli & Josh Rodgers
 Graduate Assistant Jordan Griffin
 Operations Assistant Drew Stengel

MEDIA AVAILABILITY AND POLICY

WEEKLY GAME NOTES

Thank you for your coverage of CSU Football for the 2019 season. These game notes have been designed to provide local, regional and national media with useful information about the CSU football program, specific to this week’s game. Additional information on CSU’s history and tradition, along with much more in-depth team information can be found in your copy of the 2019 CSU Football Media Guide. You can also find more information at csusports.com. Should you need additional information such as photographs, video or additional media guides, please contact the CSU Sports Information office at (843) 863-7853.

CSUSPORTS.COM

Please visit csusports.com for press releases, updated player and coach bios, statistics, game notes, and schedules. The 2019 CSU Football Media Guide is available online in PDF at http://csusports.com/documents/2019/8/2/2019_20_Football_Media_Guide.pdf.

PRACTICES AND MEDIA AVAILABILITY

Members of the media will be invited to conduct interviews before and at the conclusion of practice. Please give at least 24 hours notice with special requests. (PLEASE NOTE THE CALENDAR ABOVE FOR MEDIA AVAILABILITY FOR THE WEEK.)

ATHLETIC STAFF INTERVIEWS

Interview requests for Athletic Director Jeff Barber or any other member of the athletic administration should be directed to Associate A.D. for Communications Seth Montgomery. Montgomery can be contacted at smontgomery@csuniv.edu or at (843) 863-7853.

SOCIAL MEDIA

Football Twitter: @CSUFB
 CSU Athletics Twitter: @CSUSports, @CSUGameDay
 Instagram: @CSUBucs
 Facebook: @CSUSports
 YouTube: @CSUSports

POSTGAME MEDIA AVAILABILITY

Postgame interviews will be conducted at field level at Buccaneer Field in the end zone closest to the CSU locker room following all CSU home football games. Coach Autry Denson and select players will be available following the NCAA mandatory cooling off period. Members of the media are invited to move from the press box down to the field four minutes prior to the ending of the game. For road games, CSU will conduct interviews outside the locker room or in a location designated by the host school.

POLICY REMINDERS

Other than during the recognized interview time at practice sessions, press conferences and other organized media availability, interviews and information inquiries must be initiated and arranged through the Athletic Communications office prior to being conducted. Media members should not contact directly CSU players, coaches, support staff or other athletic department personnel for any reason. Some players may not be available at every practice depending on circumstances such as classes, exams or other obligations.

NUMERICAL ROSTER

No.	Name	Pos.	Cl.	Ht.	Wt.	Hometown/(Previous School)
1	Christian Reid	QB	So.	6-0	171	Newnan, Ga. / East Coweta
1	Darin Smalls	DB	R-Sr.	5-11	185	Summerville, S.C. / Summerville
2	Ronnie Harris	RB	R-Sr.	5-10	205	Richmond Hill, Ga. / Richmond Hill
3	Darius Douglas	QB	R-So.	6-0	175	Moncks Corner, S.C. / Berkeley
4	Geoffrey Wall	WR	Sr.	5-9	175	High Point, N.C. / High Point Central
5	Ross Malmgren	QB	Fr.	6-3	210	Acworth, Ga. / North Paulding
5	J.D. Sosebee	LB	R-Sr.	6-0	215	Gainesville, Ga. / Gainesville
6	Jarrold Stanley	DB	R-Jr.	5-9	165	Fairburn, Ga. / Creekside
7	Jonathan Earl	RB	Jr.	5-10	215	Cayce, S.C. / Airport
8	Jack Chambers	QB	R-So.	5-10	170	Lilburn, Ga. / Parkview
8	JaRon Godbolt	S	Jr.	5-10	170	Trussville, Ala. / Hewitt-Tressville
9	John Chiaramonte Jr.	DL	Jr.	6-2	238	Clearwater Beach, Fla. / CCC (AFA Prep)
10	Edward King	LB	R-Jr.	6-1	225	Hollywood, Fla. / Hallandale
11	Kameron Brown	WR	R-Sr.	6-3	220	Graniteville, S.C. / Midland Valley
12	Travay Hatten	TE	R-Sr.	6-4	220	Pageland, S.C. / Central
13	Jaquan Williams	WR	R-Jr.	6-3	180	Simpsonville, S.C. / Woodmont
14	Craig Johnson	TE	R-Sr.	6-2	205	Swansea, S.C. / Swansea
15	Qua-Von Scott	TE	R-Sr.	6-1	230	Athens, Ga. / Clarke Central
16	Hombre Kennedy	DB	So.	5-11	180	Summerville, S.C. / Ashley Ridge
17	Geordan Livingston	WR	Fr.	5-9	160	Beaufort, N.C. / East Carteret
17	Tavian Montgomery	DB	Fr.	5-10	175	Sykesville, Md. / Century
18	Jordan Carr	S	Fr.	6-1	163	Lexington, S.C. / Lexington
19	Kaleb Chatmon	WR	Fr.	6-0	170	Cartersville, Ga. / Cartersville
20	Evan Cruz	DB	R-Jr.	5-8	170	Viera, Fla. / Viera
22	Jamari Dunbar	RB	Jr.	5-8	192	Bamberg, S.C. / Bamberg-Ehrhardt
23	Kendrick Bell	RB	So.	5-8	182	Rocky Mount, N.C. / Southern Nash
24	Deiontre Nixon	DB	So.	5-10	185	Moncks Corner, S.C. / Berkeley
25	Lawson Cook	DB	Jr.	6-0	195	Iowa Falls, Iowa /
26	Terrence Wilson	RB	Jr.	5-8	200	Leesville, S.C. / Batesburg-Leesville
27	Zach Hayden	S	R-Sr.	6-0	190	Hartsville, S.C. / Hartsville
29	Thaddeus Underwood	S	So.	6-2	186	Atlanta, Ga. / ELCA
30	Cody Cline	DB	Fr.	6-1	185	Concord, N.C. / Cox Mill
31	Anton Williams	DE	Jr.	6-3	215	Marianna, Fla. / Marianna
32	Dennis Fisher	DB	Fr.	6-2	190	Vero Beach, Fla. / Vero Beach
33	Nick Salley	DE	Sr.	5-10	225	Walterboro, S.C. / Colleton
34	Koran Stewart	LB	Fr.	6-0	200	Burlington, N.C. / Southern Alamance
35	Gabriel Harmon	LB	So.	5-9	188	Newberry, S.C. / Newberry
36	Trayson Fowler	DB	Fr.	6-1	190	Spartanburg, S.C. / Boiling Springs
38	Kyle Syvarth	LB	Jr.	6-1	205	Marietta, Ga. / Lassiter
40	Garrett Sayegh	LB	So.	5-9	195	Simpsonville, S.C. / Hillcrest
41	Jerome Rice III	LB	So.	6-0	212	Spartanburg, S.C. / Spartanburg
42	Jahid Beamon	DT	Sr.	6-1	295	Easton, Pa. / Wilson Area (Ellsworth CC)
42	Anthony Taylor	RB	Fr.	5-5	170	Myrtle Beach, S.C. / Myrtle Beach
43	Justin McIntire	LB	Jr.	6-0	215	Lexington, Ky. / East Jessamine (East LA Coll.)
44	Nick Spitulski	LB	Fr.	6-4	225	Orlando, Fla. / Bishop Moore
45	Markus Melvin	RB	So.	5-10	200	Florence, S.C. / West Florence
45	Jon Pohahau	DL	Sr.	6-2	290	Redwood City, Calif. / Wilcox (SF City CC)

No.	Name	Pos.	Cl.	Ht.	Wt.	Hometown/(Previous School)
46	Kevon Hilliard	DL	Fr.	6-2	225	Huntersville, N.C. / William A. Hough
47	Alex Usry	K	R-So.	5-10	185	McDonough, Ga. / ELCA
48	Dwayne Jackson	LB	So.	6-1	200	Jacksonville, N.C. / Jacksonville
49	Ethan Ray	LS	R-Jr.	6-0	185	Boiling Springs, S.C. / Boiling Springs
50	Ben Moxley	OL	Fr.	6-1	275	Lake Mary, Fla. / Lake Mary
51	Jacob Libretto	DL	Fr.	6-3	210	Orange Park, Fla. / Fleming Island
52	Ja'Courtney Snipes	DL	Fr.	6-3	260	Lithonia, Ga. / Lithonia
53	D'Andra Thompson	OL	Jr.	6-3	250	Orangeburg, S.C. / Orangeburg-Wilkinson
55	Preston Nichols	OL	So.	6-3	262	Charlotte, N.C. / West Mecklenburg
56	Bailey Ottaway	OT	So.	6-5	275	Flowery Branch, Ga. / Flowery Branch
59	Justin Holsclaw	LB	Fr.	6-0	215	Kannapolis, Ga. / A.L. Brown
60	Matthew Hogan	OL	Fr.	6-4	295	Orlando, Fla. / Ocoee
65	Stephen Haralambis	OL	R-Sr.	6-3	285	Chapin, S.C. / Chapin
66	JD Rice	OL	R-Sr.	6-2	255	Orlando, Fla. / Lake Nona
67	Joshua Crump	OL	Fr.	6-2	310	Vanceboro, N.C. / West Craven
68	Dylan Beal	OL	Fr.	6-1	265	Cornelius, N.C. / William A. Hough
71	Daviyon McDaniel	OL	R-So.	6-3	265	Sumter, S.C. / Sumter
73	Christian Lewis	OL	Jr.	6-1	260	North Charleston, S.C. / Stall
74	Leroy Henry	OL	Sr.	6-2	320	St. Cloud, Fla. / St. Cloud
76	JT Melton	OL	R-So.	6-2	285	Chesterfield, S.C. / Dillon
78	Zack Evans	OL	R-Sr.	6-2	285	Florence, S.C. / South Florence
79	Jacob Tylski	OL	Fr.	6-4	240	Jacksonville, Fla. / Episcopal School
80	Quinn Caballero	WR	Fr.	6-0	175	Navarre, Fla. / Navarre
81	Demetrius Jones	WR	So.	6-4	178	Jacksonville, N.C. / Northside
82	Buchi Nwaubi	WR	Fr.	6-3	190	Marietta, Ga. / Lassiter
83	Patrick Smith	TE	So.	6-1	210	Spartanburg, S.C. / Boiling Springs
84	Tyree Baptiste	WR	So.	5-11	165	Clermont, Fla. / East Ridge
85	Isaiah Stephens	WR	Fr.	6-0	180	Tampa, Fla. / Tampa Bay Tech
86	Garris Schwarting	WR	Sr.	5-10	160	Bamberg, S.C. / Bamberg Ehrhardt
87	Ben Harris	WR	Fr.	6-5	195	Greenville, N.C. / J.H. Rose
88	Isaac Ross	WR	Fr.	5-9	160	Rock Hill, S.C. / South Pointe
89	TJ Roberts	WR	Fr.	5-9	175	Jacksonville, Fla. / Raines
90	Shaundre Mims	DL	R-So.	6-	228	Vanceboro, N.C. / West Craven
91	Eishaun Funnye	DL	R-Sr.	6-2	295	Hemingway, S.C. / Hemingway
95	Kyle Reighard	P	R-Sr.	6-2	197	Salem, Va. / Salem
96	Ramero Rock	DE	R-Jr.	6-1	240	Sumter, S.C. / Sumter (GA Military Coll.)
97	Miller Braddock	P	Jr.	6-1	160	Hartsville, S.C. / Hartsville
98	Nathaniel Toole	K	So.	5-10	170	Barnwell, S.C. / Barnwell
	Shayne Boyle	WR	Fr.	5-6	145	Fort Mill, S.C. / Fort Mill
	Will Fording	LB	Fr.	5-10	185	Cornelius, N.C. / William A. Hough
	Dylan Jones	DB	Fr.	6-1	185	West Chester, Ohio / Lakota West
	Cayden Jordan	WR	R-Fr.	6-2	180	Tampa, Fla. / Gaither
	Jake Lanford	LB	Fr.	6-1	210	Macon, Ga. / Jones County
	Tywon Little	DB	Fr.	5-10	190	Winter Garden, Fla. / West Orange
	Isaiah Sullivan	WR	R-Jr.	6-3	190	Mauldin, S.C. / Mauldin
	Stefan Williams	DL	R-Jr.	6-1	230	Arcadia, Fla. / Desoto

COACHING STAFF LOCATIONS

Sidelines

Head Coach	Autry Denson
Defensive Coordinator/Linebackers	Zane Vance
Defensive Line	Jason Brooks
Defensive Backs	Greg Moss
Offensive Line	Aaron Coeling
Running Backs	Armando Allen
Quarterbacks	Klay Koester
Outside Wide Receivers	Antwan Toomer
Special Teams Coordinator/Assistant A.D. for Operations	David Padilla
Offensive Assistant	Drew Stengel
Graduate Assistant (Operations/Equipment)	Mike Marangelli

Press Box

Offensive Coordinator/Inside Wide Receivers	Felton Huggins
Offensive Assistant	Travis Palmer
Offensive Student Assistant	Roy Hyman
Defensive Student Assistant	Jonathan Glover
Graduate Assistant (Defense)	Jordan Griffin
Graduate Assistant (Football Ops/Video)	Josh Rodgers

PRONUNCIATION GUIDE

#5 Ross Malm-gren	#82 Boo-chee Nah-woo-bee
#5 J.D. Soes-bee	#84 Ty-ree Bap-tee-ste
#9 Jonathan Chee-arr-ah-mon-tay	#90 Shaun-dre Mims
#17 Jordan Livingston	#91 Ee-shaun Funny
#17 Tay-vee-on Montgomery	#95 Kyle Rye-kerd
#38 Kyle Sy-varth	
#42 Ja-haad Bee-mon	
#44 Nick Spit-ull-skee	
#45 Jon Po-ha-how	
#46 Key-von Hill-yerd	
#47 Alex Ush-ree	
#51 Jacob Lib-er-ett-oh	
#71 Day-vee-on McDaniel	
#79 Jacob Till-skee	
#80 Quinn Ca-by-err-oh	

COACHES

Special Teams - David Pah-dee-ah
 Quarterbacks - Klay Kost-er
 Offensive Line - Aaron Cool-ing

ALPHABETICAL ROSTER

No.	Name	Pos.	Cl.	Ht.	Wt.	Hometown/(Previous School)
84	Tyree Baptiste	WR	So.	5-11	165	Clermont, Fla. / East Ridge
68	Dylan Beal	OL	Fr.	6-1	265	Cornelius, N.C. / William A. Hough
42	Jahid Beamon	DT	Sr.	6-1	295	Easton, Pa. / Wilson Area (Ellsworth CC)
23	Kendrick Bell	RB	So.	5-8	182	Rocky Mount, N.C. / Southern Nash
	Shayne Boyle	WR	Fr.	5-6	145	Fort Mill, S.C. / Fort Mill
97	Miller Braddock	P	Jr.	6-1	160	Hartsville, S.C. / Hartsville
11	Kameron Brown	WR	R-Sr.	6-3	220	Graniteville, S.C. / Midland Valley
80	Quinn Caballero	WR	Fr.	6-0	175	Navarre, Fla. / Navarre
18	Jordan Carr	S	Sr.	6-1	163	Lexington, S.C. / Lexington
8	Jack Chambers	QB	R-So.	5-10	170	Lilburn, Ga. / Parkview
19	Kaleb Chatmon	WR	Fr.	6-0	170	Cartersville, Ga. / Cartersville
9	John Chiaramonte Jr.	DL	Jr.	6-2	238	Clearwater Beach, Fla. / CCC (AFA Prep)
30	Cody Cline	DB	Fr.	6-1	185	Concord, N.C. / Cox Mill
25	Lawson Cook	DB	Jr.	6-0	195	Iowa Falls, Iowa /
67	Joshua Crump	OL	Fr.	6-2	310	Vanceboro, N.C. / West Craven
20	Evan Cruz	DB	R-Jr.	5-8	170	Viera, Fla. / Viera
3	Darius Douglas	QB	R-So.	6-0	175	Moncks Corner, S.C. / Berkeley
22	Jamari Dunbar	RB	Jr.	5-8	192	Bamberg, S.C. / Bamberg-Ehrhardt
7	Jonathan Earl	RB	Jr.	5-10	215	Cayce, S.C. / Airport
78	Zack Evans	OL	R-Sr.	6-2	285	Florence, S.C. / South Florence
32	Dennis Fisher	DB	Fr.	6-2	190	Vero Beach, Fla. / Vero Beach
	Will Fording	LB	Fr.	5-10	185	Cornelius, N.C. / William A. Hough
36	Trayson Fowler	DB	Fr.	6-1	190	Spartanburg, S.C. / Boiling Springs
91	Eishaun Funnye	DL	R-Sr.	6-2	295	Hemingway, S.C. / Hemingway
8	JaRon Godbolt	S	Jr.	5-10	170	Trussville, Ala. / Hewitt-Tressville
65	Stephen Haralambis	OL	R-Sr.	6-3	285	Chapin, S.C. / Chapin
35	Gabriel Harmon	LB	So.	5-9	188	Newberry, S.C. / Newberry
87	Ben Harris	WR	Fr.	6-5	195	Greenville, N.C. / J.H. Rose
2	Ronnie Harris	RB	R-Sr.	5-10	205	Richmond Hill, Ga. / Richmond Hill
12	Travay Hatten	TE	R-Sr.	6-4	220	Pageland, S.C. / Central
27	Zach Hayden	S	R-Sr.	6-	190	Hartsville, S.C. / Hartsville
74	Leroy Henry	OL	Sr.	6-2	320	St. Cloud, Fla. / St. Cloud
46	Kevon Hilliard	DL	Fr.	6-2	225	Huntersville, N.C. / William A. Hough
60	Matthew Hogan	OL	Fr.	6-4	295	Orlando, Fla. / Ocoee
59	Justin Holsclaw	LB	Fr.	6-0	215	Kannapolis, Ga. / A.L. Brown
48	Dwayne Jackson	LB	So.	6-1	200	Jacksonville, N.C. / Jacksonville
14	Craig Johnson	TE	R-Sr.	6-2	205	Swansea, S.C. / Swansea
81	Demetrius Jones	WR	So.	6-4	178	Jacksonville, N.C. / Northside
	Dylan Jones	DB	Fr.	6-1	185	West Chester, Ohio / Lakota West
	Cayden Jordan	WR	R-Fr.	6-2	180	Tampa, Fla. / Gaither
16	Hombre Kennedy	DB	So.	5-11	180	Summerville, S.C. / Ashley Ridge
10	Edward King	LB	R-Jr.	6-1	225	Hollywood, Fla. / Hallandale
27	Jake Lanford	LB	Fr.	6-1	210	Macon, Ga. / Jones County
73	Christian Lewis	OL	Jr.	6-1	260	North Charleston, S.C. / Stall
51	Jacob Libretto	DL	Fr.	6-3	210	Orange Park, Fla. / Fleming Island
	Tywon Little	DB	Fr.	5-10	190	Winter Garden, Fla. / West Orange
17	Geordan Livingston	WR	Fr.	5-9	160	Beaufort, N.C. / East Carteret
5	Ross Malmgren	QB	Fr.	6-3	210	Acworth, Ga. / North Paulding

No.	Name	Pos.	Cl.	Ht.	Wt.	Hometown/(Previous School)
71	Daviyon McDaniel	OL	R-So.	6-3	265	Sumter, S.C. / Sumter
43	Justin McIntire	LB	Jr.	6-0	215	Lexington, Ky. / East Jessamine (East LA Coll.)
76	JT Melton	OL	R-So.	6-2	285	Chesterfield, S.C. / Dillon
45	Markus Melvin	RB	So.	5-10	200	Florence, S.C. / West Florence
90	Shaundre Mims	DL	R-So.	6-	228	Vanceboro, N.C. / West Craven
17	Tavian Montgomery	DB	Fr.	5-10	175	Sykesville, Md. / Century
50	Ben Moxley	OL	Fr.	6-1	275	Lake Mary, Fla. / Lake Mary
55	Preston Nichols	OL	So.	6-3	262	Charlotte, N.C. / West Mecklenburg
24	Deiontre Nixon	DB	So.	5-10	185	Moncks Corner, S.C. / Berkeley
82	Buchi Nwaubi	WR	Fr.	6-3	190	Marietta, Ga. / Lassiter
56	Bailey Ottaway	OT	So.	6-5	275	Flowery Branch, Ga. / Flowery Branch
45	Jon Pohahau	DL	Sr.	6-2	290	Redwood City, Calif. / Wilcox (SF City CC)
49	Ethan Ray	LS	R-Jr.	6-0	185	Boiling Springs, S.C. / Boiling Springs
1	Christian Reid	QB	So.	6-0	171	Newnan, Ga. / East Coweta
95	Kyle Reighard	P	R-Sr.	6-2	197	Salem, Va. / Salem
66	JD Rice	OL	R-Sr.	6-2	255	Orlando, Fla. / Lake Nona
41	Jerome Rice III	LB	So.	6-0	212	Spartanburg, S.C. / Spartanburg
89	TJ Roberts	WR	Fr.	5-9	175	Jacksonville, Fla. / Raines
96	Ramero Rock	DE	R-Jr.	6-1	240	Sumter, S.C. / Sumter (GA Military Coll.)
88	Isaac Ross	WR	Fr.	5-9	160	Rock Hill, S.C. / South Pointe
33	Nick Salley	DE	Sr.	5-10	225	Walterboro, S.C. / Colleton
40	Garrett Sayegh	LB	So.	5-9	195	Simpsonville, S.C. / Hillcrest
86	Garris Schwarting	WR	Sr.	5-10	160	Bamberg, S.C. / Bamberg Ehrhardt
15	Qua-Von Scott	TE	R-Sr.	6-1	230	Athens, Ga. / Clarke Central
1	Darin Smalls	DB	R-Sr.	5-11	185	Summerville, S.C. / Summerville
83	Patrick Smith	TE	So.	6-1	210	Spartanburg, S.C. / Boiling Springs
52	Ja'Courtney Snipes	DL	Fr.	6-3	260	Lithonia, Ga. / Lithonia
5	J.D. Sosebee	LB	R-Sr.	6-0	215	Gainesville, Ga. / Gainesville
44	Nick Spitulski	LB	Fr.	6-4	225	Orlando, Fla. / Bishop Moore
6	Jarrod Stanley	DB	R-Jr.	5-9	165	Fairburn, Ga. / Creekside
85	Isaiah Stephens	WR	Fr.	6-0	180	Tampa, Fla. / Tampa Bay Tech
34	Koran Stewart	LB	Fr.	6-0	200	Burlington, N.C. / Southern Alamance
	Isaiah Sullivan	WR	R-Jr.	6-3	190	Mauldin, S.C. / Mauldin
38	Kyle Syvarth	LB	Jr.	6-1	205	Marietta, Ga. / Lassiter
42	Anthoni Taylor	RB	Fr.	5-5	170	Myrtle Beach, S.C. / Myrtle Beach
53	D'Andra Thompson	OL	Jr.	6-3	250	Orangeburg, S.C. / Orangeburg-Wilkinson
98	Nathaniel Toole	K	So.	5-10	170	Barnwell, S.C. / Barnwell
79	Jacob Tylski	OL	Fr.	6-4	240	Jacksonville, Fla. / Episcopal School
29	Thaddeus Underwood	S	So.	6-2	186	Atlanta, Ga. / ELCA
47	Alex Usry	K	R-So.	5-10	185	McDonough, Ga. / ELCA
4	Geoffrey Wall	WR	Sr.	5-9	175	High Point, N.C. / High Point Central
31	Anton Williams	DE	Jr.	6-3	215	Marianna, Fla. / Marianna
13	Jaquan Williams	WR	R-Jr.	6-3	180	Simpsonville, S.C. / Woodmont
	Stefan Williams	DL	R-Jr.	6-1	230	Arcadia, Fla. / Desoto
26	Terrence Wilson	RB	Jr.	5-8	200	Leesville, S.C. / Batesburg-Leesville

COACHING STAFF LOCATIONS

Sidelines

Head Coach	Autry Denson
Defensive Coordinator/Linebackers	Zane Vance
Defensive Line	Jason Brooks
Defensive Backs	Greg Moss
Offensive Line	Aaron Coeling
Running Backs	Armando Allen
Quarterbacks	Klay Koester
Outside Wide Receivers	Antwan Toomer
Special Teams Coordinator/Assistant A.D. for Operations	David Padilla
Offensive Assistant	Drew Stengel
Graduate Assistant (Operations/Equipment)	Mike Marangelli

Press Box

Offensive Coordinator/Inside Wide Receivers	Felton Huggins
Offensive Assistant	Travis Palmer
Offensive Student Assistant	Roy Hyman
Defensive Student Assistant	Jonathan Glover
Graduate Assistant (Defense)	Jordan Griffin
Graduate Assistant (Football Ops/Video)	Josh Rodgers

PRONUNCIATION GUIDE

#5 Ross Malm-gren	#82 Boo-chee Nah-woo-bee
#5 J.D. Soes-bee	#84 Ty-ree Bap-tee-ste
#9 Jonathan Chee-arr-ah-mon-tay	#90 Shaun-dre Mims
#17 Jordan Livingston	#91 Ee-shaun Funny
#17 Tay-vee-on Montgomery	#95 Kyle Rye-kerd
#38 Kyle Sy-varth	
#42 Ja-haad Bee-mon	
#44 Nick Spit-ull-skee	
#45 Jon Po-ha-how	
#46 Key-von Hill-yerd	
#47 Alex Ush-ree	
#51 Jacob Lib-er-ett-oh	
#71 Day-vee-on McDaniel	
#79 Jacob Till-skee	
#80 Quinn Ca-by-err-oh	

COACHES

Special Teams - David Pah-dee-ah
 Quarterbacks - Klay Kost-er
 Offensive Line - Aaron Cool-ing

BUCCANEER TWO-DEEP

BUCCANEER OFFENSE

Pos.	No.	Name	Yr.	Ht.	Wt.	Note
WR	11	<i>Kameron Brown</i>	<i>R-Sr.</i>	<i>6-3</i>	<i>220</i>	<i>Over 1,000 career receiving yards, two-time top-10 in NCAA in yards per catch</i>
	19	Kaleb Chatmon	Fr.	6-0	170	Four-year LW, Three state championship appearances in Cartersville, Ga.
h	86	Garris Schwarting	Sr.	5-10	160	2019 Captain; Bucs' leading returning receiver from 2018 with 106 yards
	88	Isaac Ross	Fr.	5-9	160	True freshman joining the Bucs by way of Rock Hill, S.C.
LT	71	Daviyon McDaniel	R-So.	6-3	265	Lined up in four games last season after redshirting in 2017
	59	Bailey Ottaway	So.	6-5	275	Flowery Branch, Ga. native did not make an appearance in 2018
LG	78	Zack Evans	R-Sr.	6-2	285	2019 Captain; Started all 11 games last season for CSU
	74	Leroy Henry	Sr.	6-2	320	Did not appear in 2018 season; Senior from St. Cloud, Fla.
C	76	JT Melton	R-So.	6-2	285	Lined up in five games for Bucs in 2018 season; Redshirt in 2017
	50	Ben Moxley	Fr.	6-1	275	Four-Time All-Conference selection from Lake Mary, Fla./Lake Mary HS
RG	65	<i>Stephen Haralambis</i>	<i>R-Sr.</i>	<i>6-3</i>	<i>285</i>	<i>Started eight games last season; Phil Steele Preseason All-Conference</i>
	60	Matt Hogan	Fr.	6-4	295	True freshman from Orlando, Fla. and Ocoee HS
RT	55	Preston Nichols	So.	6-3	262	Two appearances in 2018 season at tackle; Charlotte, N.C. native
	53	D'Andra Thompson	Jr.	6-3	250	Made one appearance last season at Florida; from Orangeburg, S.C.
Y	4	Geoffrey Wall	Sr.	5-9	175	Fourth on team in receptions in 2018, Dual-threat at WR and Returner
	1	Christian Reid	So.	6-0	171	All-purpose player who will see time at QB, WR, PR/KR this year for the Bucs
H	15	Qua-Vonn Scott	R-Sr.	6-1	230	Redshirted in 2018 due to injury; fifth on Bucs in receptions in 2017
	22	Jamari Dunbar	Jr.	5-8	192	Averaged 8.0 yards per carry and a rushing touchdown in 2018
QB	8	Jack Chambers	R-So.	5-10	170	244 passing yards and two TDs in 2018, Led Bucs with 142.68 QB Efficiency
	5	Ross Malmgren	Fr.	6-3	210	Acworth, Ga. native threw for 7,356 yards and 70 TDs in high school
FB	2	Ronnie Harris	R-Sr.	5-10	205	Third on the team in rushing in 2018, 336 rushing yards on 63 carries
	26	Terrence Wilson	Jr.	5-8	200	540 rushing yards and six TDs; Seventh in Big South in rushing and TDs
Z	80	Quinn Caballero	Fr.	6-0	175	True freshman by way of Navarre, Fla. and Navarre HS
	13	Jaquan Williams	R-Jr.	6-3	180	Lined up in six games in 2018, two catches for 59 yards

BUCCANEER DEFENSE

Pos.	No.	Name	Yr.	Ht.	Wt.	Note
DE	90	Shaundre Mims	R-So.	6-0	228	Lined up in all 11 games last season with 19 tackles, 5.0 TFL, and a sack
	9	John Chiaramonte	Jr.	6-2	238	Transitioned to DL after spending time at TE and special teams in 2018
NT	42	Jahid Beamon	Sr.	6-1	295	Lined up in all 11 games posting 19 tackles (five solo)
	91	Eishaun Funnye	R-Sr.	6-2	295	Last lined up in 2017; posted 13 tackles in the 2016 season
DT	45	Jon Pohahau	Sr.	6-2	290	Lined up in all 11 games in 2018 with 28 total tackles and 1.0 TFL
	52	Ja'Courtney Snipes	Fr.	6-3	260	True freshman from Lithonia, Ga. who posted 11 sacks, 50 tackles in HS
BUC	33	Nick Salley	Sr.	5-10	225	2019 Captain; Lined up in 10 games in 2018 with 34 tackles, 4.0 TFL, 1 sack
	48	Dwayne Jackson	So.	6-1	200	Transitioned from WR to BUC in 2018 with several appearances last season
SAM	43	Justin McIntire	Jr.	6-0	215	Big South ST Player of the Week in 2018; Linebacker and special teams
	44	Nick Spitulski	Fr.	6-4	225	True freshman from Orlando, Fla. posted 103 tackles, 12.0 TFL in high school
MIKE	10	Edward King	R-Jr.	6-1	225	Started all 11 games at middle linebacker in the 2018 season; One of CSU's top returning tacklers
	38	Kyle Syvarth	Jr.	6-1	205	Standout on linebacker and special teams, finished with 38 tackles, 2.5 TFL
WILL	5	J.D. Sosebee	R-Sr.	6-0	215	Two-Time All-Conference linebacker, sixth in Big South in tackles
	41	Jerome Rice III	So.	6-0	212	Lined up at Spartanburg HS; worked his way onto the dress roster in 2018
CB	20	Evan Cruz	R-Jr.	5-8	170	Lined up in all 11 games last season in both secondary and special teams
	17	Tavion Montgomery	Fr.	5-10	175	True freshman joining the Bucs by way of Skyesville, Md.
SS	16	Hombre Kennedy	So.	5-11	180	Lined up in five games playing primarily on special teams in 2018
	39	Jordan Carr	Sr.	6-1	163	Joined the Bucs in the spring of 2019 by way of Lexington, S.C.
FS	30	Cody Cline	Fr.	6-1	185	Standout from Concord, N.C. and Cox Mill High School
	26	Zach Hayden	R-Sr.	6-0	190	Lined up in five games playing primarily on special teams
HB	6	Jarrod Stanley	R-Jr.	5-9	165	Eight career games played at corner and special teams
	32	Dennis Fisher	Fr.	6-2	190	True freshman by way of Vero Beach, Fla. and Vero Beach HS

BUCCANEER SPECIAL TEAMS

Pos.	No.	Name	Yr.	Ht.	Wt.	Note
P	95	<i>Kyle Reighard</i>	<i>R-Sr.</i>	<i>6-2</i>	<i>197</i>	<i>FCS Punter of the Year preseason watchlist; 40.9 yards per punt</i>
K	47	Alex Usry	R-So.	5-10	185	CSU's primary kickoff specialist in 2018, now in line for primary PK duties
LS	49	Ethan Ray	R-Jr.	6-0	185	All-Conference long snapper responsible for six FC's last season
HO	95	Kyle Reighard	R-Sr.	6-2	197	Created the "Frederick" Holder of the Year award for FCS
RS	1	Christian Reid	So.	6-0	171	All-purpose player who will see time at QB, WR, PR/KR this year for the Bucs
	4	Geoffrey Wall	Sr.	5-9	175	Fourth on team in receptions in 2018, Dual-threat at WR and Returner
	88	Isaac Ross	Fr.	5-9	160	True freshman joining the Bucs by way of Rock Hill, S.C.

Bold denotes 2019 Big South Preseason All-Conference selections as voted on by Big South Conference Coaches/Media

Italics denotes 2019 Big South Preseason All-Conference selection as marked by Phil Steele

2019 BIG SOUTH STANDINGS

FCS NATIONAL POLLS

Team	Big South	PCT	Overall	PCT	Streak
Campbell	0-0	0.000	1-1	0.500	W1
Hampton	0-0	0.000	1-1	0.500	L1
Kennesaw State	0-0	0.000	1-1	0.500	L1
Monmouth	0-0	0.000	1-1	0.500	W1
North Alabama	0-0	0.000	1-1	0.500	L1
Presbyterian	0-0	0.000	0-1	0.000	L1
Charleston So.	0-0	0.000	0-2	0.000	L2
Gardner-Webb	0-0	0.000	0-2	0.000	L2

STATS FCS TOP 25				FCS COACHES POLL			
Rk	School	Votes	Rec. PV	Rk	School	Rec. Votes	PV
1	North Dakota State	(2-0) 3983	1	1	North Dakota State (26)	2-0 650	1
2	James Madison	(1-1) 3719	2	2	James Madison	1-1 621	2
3	South Dakota State	(1-1) 3658	3	3	South Dakota State	1-1 599	3
4	Eastern Washington	(1-1) 3398	4	4	UC Davis	1-1 546	4
5	UC Davis	(1-1) 3258	5	5	Eastern Washington	1-1 543	5
6	Maine	(1-1) 3167	7	6	Weber State	1-1 474	8
7	Weber State	(1-1) 2909	8	7	Kennesaw State	1-1 464	7
8	Towson	(2-0) 2641	11	8	Towson	2-0 457	9
9	Kennesaw State	(1-1) 2612	10	9	Maine	1-1 423	6
10	Nicholls	(0-1) 2031	12	10	Northern Iowa	1-1 388	12
11	UNI	(1-1) 1884	18	11	Nicholls	0-1 355	10
12	SE Missouri State	(1-1) 1696	17	12	Illinois State	1-1 319	16
13	Montana State	(1-1) 1568	14	13	Furman	1-1 312	11
14	Indiana State	(0-2) 1531	16	14	Central Arkansas	2-0 311	18
15	North Carolina A&T	(1-1) 1512	20	15	Montana State	1-1 291	19
16	Illinois State	(1-1) 1473	15	16	Jacksonville State	1-1 264	17
17	Furman	(1-1) 1434	19	17	North Carolina A&T	1-1 226	14
18	Jacksonville State	(1-1) 1298	6	T-18	Delaware	2-0 180	21
19	Wofford	(0-1) 1176	9	T-18	Montana	2-0 180	23
20	Central Arkansas	(2-0) 1055	NR	20	SE Missouri State	1-1 149	13
21	Delaware	(2-0) 1022	22	21	Sam Houston State	1-1 140	22
22	Montana	(2-0) 781	25	22	Wofford	0-1 136	20
23	SE Louisiana	(1-0) 746	NR	23	Villanova	2-0 75	NR
24	Villanova	(2-0) 535	NR	24	SE Louisiana	1-0 71	NR
25	Sam Houston State	(1-1) 518	23	25	Princeton	0-0 50	25

BIG SOUTH SCHEDULE

Saturday, September 7

South Carolina 72, Charleston Southern 10
 Kent State 26, Kennesaw State 23
 Monmouth 24, Lafayette 21
 Mercer 45, Presbyterian 7
 Virginia Union 36, Hampton 17
 Campbell 38, Shaw 14
 East Carolina 48, Gardner-Webb 9
 Montana 61, North Alabama 17

Saturday, September 14

Albany at Monmouth 1 p.m. ESPN+
 Howard vs. Hampton 4:30 p.m.
 Kennesaw State at Alabama State 6 p.m.
 N.C. Central at Gardner-Webb 6 p.m. ESPN+
 North Carolina A&T at Charleston Southern 6 p.m. ESPN+
 Alabama A&M at North Alabama 6 p.m. ESPN+
 Jacksonville at Presbyterian 7 p.m. ESPN+

Saturday, September 21

Eastern Kentucky at Presbyterian 1 p.m. ESPN+
 Monmouth at Montana 3 p.m.
 Kennesaw State at Missouri State 3 p.m. ESPN+
 Hampton at Liberty 6 p.m. ESPN+
 Gardner-Webb at Wofford 6 p.m. ESPN+
 Davidson at Campbell 6 p.m. ESPN+
 Charleston Southern at The Citadel 6 p.m. ESPN+
 North Alabama at Jacksonville State 6 p.m. ESPN+

Others receiving votes: Princeton (401), Elon (325), Stony Brook (264), Colgate (247), Eastern Kentucky (203), South Carolina State (161), Duquesne (124), Dartmouth (106), ETSU (103), McNeese (70), Chattanooga (65), Alcorn State (48), Northern Arizona (41), New Hampshire (32), Monmouth (31), Richmond (29), Yale (26), Mercer (26), Citadel (21), Lamar (21), Cal Poly (18), San Diego (15), Youngstown State (8), UIW (6), Sacramento State (1), Idaho State (1), Wagner (1), North Dakota (1)

Others receiving votes: Indiana State, 37; South Carolina State, 31; Youngstown State, 31; Colgate, 22; Yale, 18; Elon, 16; Northern Arizona, 16; Alcorn State, 12; Portland State, 11; North Alabama, 5; Mercer, 4; North Dakota, 4; Delaware State, 3; Eastern Kentucky, 3; Lamar, 3; The Citadel, 3; Dayton, 2; Stony Brook, 2; Cal Poly, 1; Dartmouth, 1; UIW, 1.

BY THE NUMBERS

CHARLESTON SOUTHERN

NORTH CAROLINA A&T

	NCAA	Big South	Value
Total Offense	75	4	322.0
Rushing Offense	73	4	128.5
Passing Offense	65	3	193.5
Team Passing Efficiency	95	5	102.51
Scoring Offense	98	6	11.5
Total Defense	114	7	642.0
Rushing Defense	116	7	431.0
Passing Yards Allowed	46	4	211.0
Team Passing Efficiency Defense	85	5	158.05
Scoring Defense	114	7	59.0
Turnover Margin	83	7	-1.00
3rd Down Conversion Percentage	64	5	0.355
4th Down Conversion Percentage	91	7	0.000
3rd Down Conversion Percentage Defense	104	6	0.526
4th Down Conversion Percentage Defense	100	5	1.000
Red Zone Offense	100	6	0.500
Red Zone Defense	80	2	1.000
Net Punting	38	3	37.38
Punt Returns	115	7	-5.00
Kickoff Returns	64	3	19.00
First Downs Offense	72	5	32
First Downs Defense	114	6	56
Fewest Penalties Per Game	34	2	5.50
Fewest Penalty Yards Per Game	28	1	40.50
Time of Possession	38	5	30:57

	NCAA	MEAC	Value
Total Offense	91	4	287.5
Rushing Offense	69	2	135.5
Passing Offense	93	6	152.0
Team Passing Efficiency	89	5	107.95
Scoring Offense	83	4	18.5
Total Defense	48	4	397.5
Rushing Defense	26	1	114.5
Passing Yards Allowed	84	7	283.0
Team Passing Efficiency Defense	80	5	153.58
Scoring Defense	69	5	33.0
Turnover Margin	36	6	+0.50
3rd Down Conversion Percentage	92	5	0.286
4th Down Conversion Percentage	1	1	1.000
3rd Down Conversion Percentage Defense	43	2	0.379
4th Down Conversion Percentage Defense	96	8	0.800
Red Zone Offense	1	1	1.000
Red Zone Defense	51	6	0.833
Net Punting	87	7	32.29
Punt Returns	26	4	11.20
Kickoff Returns	76	3	18.29
First Downs Offense	81	4	29
First Downs Defense	95	8	48
Fewest Penalties Per Game	64	5	7.00
Fewest Penalty Yards Per Game	67	5	58.00
Time of Possession	74	6	28:50

OPPONENT INFO

North Carolina A&T was picked to defend its MEAC football championship in the annual poll for the third consecutive season. The Aggies received 12 first-place votes and represented N.C. A&T at the Celebration Bowl this past season with a 24-22 win over Alcorn State.

The Aggies won consecutive outright MEAC championships in 2017 and 2018, capturing the title in back-to-back years for the first time since 1991-92.

North Carolina A&T posted four players on the MEAC All-Conference First Team led by offensive linemen Marcus Pettiford and Dontae Keys, as well as defensive lineman Justin Cates and defensive back Franklin McCain. Three more players were recognized on the All-Conference Second Team with running back Jah-Maine Martin and wide receiver Elijah Bell, as well as linebacker Antoine Wilder.

The Aggies are 1-1 overall on the season entering the weekend after posting a season-opening win over Elon, while falling on the road this past week at Duke.

Martin continues to be one of the top backs in the MEAC this season leading the conference in rushing yards (136), including a conference-best 66-yard rush against Elon. Bell is also among the MEAC leaders on the season with 11 receptions for 145 yards on the year.

Head Coach Sam Washington enters his second year at the helm of the program and is coming off a 10-2 season. He became just the second N.C. A&T rookie coach to capture the MEAC Coach of the Year award, as well as tying the school record for wins by a first-year coach.

The Bucs and Aggies entered a home-and-home partnership between the two teams. CSU is expected to make the return trip to Greensboro, N.C. in 2020.

North Carolina A&T is the second ranked team on CSU's schedule this season as the Aggies enter the game.



NC A&T'S LAST GAME

SECOND-QUARTER SURGE LEADS DUKE TO WIN OVER A&T

When you have the type of success the North Carolina A&T program has had over the past decade it is easy to forget the team that defeated them 45-13 on Saturday night at Wallace Wade Stadium is from a Power Five conference called the ACC and their name is Duke.

While not the in the elite category of their men's basketball team, the Blue Devils have won three straight bowl games, had a quarterback drafted in the top-10 of the NFL Draft last spring and they have all the advantages that come with being Duke.

Despite being major underdogs on Saturday, however, the Aggies did take the lead twice before the final three minutes of the second half derailed any hopes they had of upsetting the Blue Devils.

Martin led the Aggies with 82 yards rushing and a touchdown on 10 carries. Defensively, sophomore Joseph Stuckey led the Aggies with 15 tackles followed by senior Antoine Wilder who had 14, junior Alex Fumbah with 13 and sophomore Kyin Howard finished with 11. Bell moved into second place all-time on the Aggies receiving yards list passing Wallace Miles to finish the game with 2,270 career receiving yards. He only needs 33 more yards to become the school's all-time leader.

HOW NCAT FARES AGAINST

...the BIG SOUTH

OPPONENT	RECORD	LAST MET (RESULT)
Campbell	-	N/A
Charleston Southern	-	N/A
Gardner-Webb	1-0	W, 45-6 (Sept. 8, 2018)
Kennesaw State	-	N/A
Monmouth	-	N/A
North Alabama	-	N/A
Presbyterian	-	-
Overall	1-0	

NORTH CAROLINA A&T 2019 SCHEDULE

Date	Opponent	Time/Result
Aug. 31	Elon	W, 24-21
Sept. 7	at Duke	L, 45-13
Sept. 14	at Charleston Southern	6 p.m.
Sept. 26	Delaware State*	7:30 p.m.
Oct. 5	at Norfolk State*	2 p.m.
Oct. 19	at Florida A&M*	6 p.m.
Oct. 26	Howard*	1 p.m.
Nov. 2	at S.C. State*	1:30 p.m.
Nov. 9	at Morgan State	1 p.m.
Nov. 16	Bethune-Cookman*	1 p.m.
Nov. 23	N.C. Central*	1 p.m.

*MEAC Opponent

NORTH CAROLINA A&T 2018 SCHEDULE

Date	Opponent	Result
Aug. 25	vs. Jacksonville State	W, 20-17
Sept. 2	at East Carolina	W, 28-23
Sept. 8	Gardner-Webb	W, 45-6
Sept. 22	Morgan State	L, 16-13
Sept. 27	S.C. State*	W, 31-16
Oct. 6	at Delaware State*	W, 34-6
Oct. 13	Florida A&M*	L, 22-21
Oct. 20	at Bethune-Cookman*	W, 35-10
Nov. 3	Norfolk State*	W, 37-20
Nov. 10	at Savannah State*	W, 28-12
Nov. 17	at N.C. Central*	W, 45-0
Dec. 15	vs. Alcorn State	W, 24-22

*MEAC Opponent

SERIES HISTORY

AT BUCCANEER FIELD (N/A)

September 14, 2019

First Meeting

AT AGGIE STADIUM (N/A)

* CSU Wins in Bold

NORTH CAROLINA A&T PLAYERS TO WATCH

#10 KYLIL CARTER | QB | 5-10 | 229 | GR. | AUSTELL, GA. (SOUTH COBB)

GP	EFFIC	COMP-ATT-INT	PCT	YDS	TD	LG	AVG/G
2	114.6	24-49-0	49.0	304	2	38	152.0

#30 JAH-MAINE MARTIN | RB | 5-10 | 203 | R-JR. | CONWAY, S.C. (COASTAL CAROLINA)

GP	ATT	GAIN	LOSS	NET	AVG	TD	LG	AVG/G
2	31	144	8	136	4.4	2	66	68.0

#13 ELIJAH BELL | WR | 6-1 | 225 | SR. | WHEELING, W. VA. (WHEELING PARK)

GP	NO.	YDS	AVG	TD	LG	AVG/G
2	11	145	13.2	1	38	72.5

#8 JOSEPH STUCKEY |

GP	UA	A	TOT	TFL/YDS	SK-YDS	INT-YDS	BRUP	QBH	FR-YDS	FF	BLK	SAF
2	9	12	21	0.5-2	.	1-6	.	1	1-0	.	.	.

2019 CHARLESTON SOUTHERN FOOTBALL

GAME 2

CHARLESTON SO.	3	0	0	7	-	10
SOUTH CAROLINA	21	23	7	21	-	72

Sept. 7 | Williams-Brice Stadium | Columbia, S.C. | Attendance: 70,698



BREAKDOWN

	CHSO	SC
FIRST DOWNS	14	29
Rushing	4	15
Passing	9	14
Penalty	1	0
NET YARDS RUSHING	72	493
Rushing Attempts	24	38
Average Per Rush	3.0	13.0
Rushing Touchdowns	0	8
Yards Gained Rushing	91	493
Yards Lost Rushing	19	0
NET YARDS PASSING	195	282
Completions-Attempts-Int	26-46-3	25-31-1
Average Per Attempt	4.2	9.1
Average Per Completion	7.5	11.3
Passing Touchdowns	1	2
TOTAL OFFENSE YARDS	267	775
Total offense plays	70	69
Average Gain Per Play	3.8	11.2
Fumbles: Number-Lost	0-0	1-1
Penalties: Number-Yards	2-14	3-35
PUNTS-YARDS	6-260	0-0
Average Yards Per Punt	43.3	0.0
Net Yards Per Punt	36.0	0.0
Inside 20	0	0
50+ Yards	3	0
Touchbacks	1	0
Fair catch	0	0
KICKOFFS-YARDS	3-119	12-740
Average Yards Per Kickoff	39.7	61.7
Net Yards Per Kickoff	36.0	40.8
Touchbacks	0	9
Fair Catch Yards	5	0
Punt returns: Number-Yards-TD	0-0-0	2-24-0
Average Per Return	0.0	12.0
Kickoff returns: Number-Yds-TD	2-25-0	2-11-0
Average Per Return	12.5	5.5
Interceptions: Number-Yds-TD	1-1-0	3-6-0
Fumble Returns: Number-Yds-TD	0-0-0	0-0-0
Miscellaneous Yards	0	0
Possession Time	33:56	26:04
1st Quarter	6:45	8:15
2nd Quarter	6:24	8:36
3rd Quarter	9:12	5:48
4th Quarter	11:35	3:25
Third-Down Conversions	6 of 17	4 of 7
Fourth-Down Conversions	0 of 2	2 of 2
Red-Zone Scores-Chances	1-2	6-6
Touchdowns	1-2	6-6
Field goals	0-2	0-6
Sacks By: Number-Yards	0-0	1-6
PAT Kicks	1-1	9-10
Field Goals	1-1	1-1
Points off turnovers	0	16

GAME 3 | NORTH CAROLINA A&T

Bucs drop FBS matchup to South Carolina on Saturday afternoon

COLUMBIA, S.C. - Charleston Southern was unable to get traction in a tough road matchup on Saturday afternoon as the Buccaneers fell to the host South Carolina Gamecocks at Williams-Brice Stadium, 72-10.

The Buccaneers (0-2) battled through a week of adversity after moving the team to Charlotte, N.C. this past Monday to get out of the path of Hurricane Dorian. CSU spent the week practicing at both USC and the Carolina Panthers practice facility prior to Saturday's game.

South Carolina (1-1) took advantage of a trio of scores early in the first quarter, while Ryan Hilinski targeted Bryan Edwards for a pair of second quarter touchdowns on their way to racking up 775 total yards against the Bucs.

Ronnie Harris provided early CSU highlights with a 44-yard first half carry on his way to leading the Bucs with 53 yards. Quarterbacks Jack Chambers, Christian Reid, and Ross Malmgren went a combined 26-of-46 through the air for 195 yards and three interceptions.

Miller Braddock put the Bucs on the board with a 41-yard field goal in the first quarter, while Malmgren connected on a late three-yard touchdown pass to Jaquan Williams to cap the CSU scoring in the game.

Inside the Numbers

- South Carolina outgained the Buccaneers 775-267 and picked up 493 rushing yards on 38 carries in the game.
- The Gamecocks held the 29-14 first down advantage in the game.
- Ross Malmgren was 11-of-13 for 77 yards and his first touchdown in his first collegiate appearance.
- Ronnie Harris paced the Bucs with 53 rushing yards on eight carries.
- The Bucs quarterbacks targeted 12 different receivers in the game paced by Terrence Wilson's four catches for 31 yards.
- Jaquan Williams led the Bucs with 45 receiving yards on three catches.
- Kevin Harris (147) and Mon Denson (118) both had 100 rushing yards for the Gamecocks.
- Ryan Hilinski was 24-of-30 for 282 yards and two touchdowns in his first start for USC.

News & Notes

- Charleston Southern's preparation week was marred by Hurricane Dorian as the Bucs spent the week in Charlotte, N.C., while bussing back and forth to the Gamecocks practice facilities throughout the week.
- It marked the fourth consecutive season CSU has had a game or practice schedule affected due to a hurricane dating back to the 2016 season.
- CSU fell to 0-21 in FBS games dating back to the 2002 season and 0-8 against SEC foes.
- The Bucs game Saturday against the Gamecocks marked the first-ever matchup between the Palmetto State schools.

>>SCORING SUMMARY

Team	Qtr	Time	Scoring Play	Conversion	Plays	TOP	Score
SC	1st	11:29	R. Dowdle 3 yd run	P. White kick	9-70	3:31	0-7
SC	1st	5:58	R. Hilinski 4 yd run	P. White kick	6-80	1:49	0-14
CHSO	1st	2:47	BRADDOCK, M. 41 yd field goal		8-64	3:11	3-14
SC	1st	0:06	D. Joyner 6 yd run	P. White kick	6-68	2:41	3-21
SC	2nd	12:13	B. Edwards 10 yd pass from R. Hilinski	P. White kick	8-61	2:28	3-28
SC	2nd	10:00	B. Edwards 60 yd pass from R. Hilinski	P. White kick	2-62	0:41	3-35
SC	2nd	6:47	P. White 47 yd field goal		6-15	1:36	3-38
SC	2nd	0:34	R. Dowdle 5 yd run	kick failed	11-86	3:51	3-44
SC	3rd	11:00	K. Harris 1 yd run	W. Tommie kick	9-55	2:55	3-51
SC	4th	14:34	M. Denson 57 yd run	W. Tommie kick	5-92	2:31	3-58
SC	4th	9:49	K. Harris 45 yd run	W. Tommie kick	4-70	2:24	3-65
CHSO	4th	3:10	WILLIAMS3 yd pass from MALMGREN	BRADDOCK, M. kick	12-75	6:39	10-65
SC	4th	2:35	K. Harris 75 yd run	W. Tommie kick	1-75	0:35	10-72

BREAKDOWN

>>CHARLESTON SOUTHERN

Rushing	Att	Yds	TD	Long	Avg
R. Harris	8	53	0	44	6.6
J. Earl	5	15	0	7	3.0
J. Chambers	4	5	0	13	1.2
M. Melvin	1	1	0	1	1.0
R. Malmgren	1	1	0	1	1.0
T. Wilson	4	-1	0	3	-0.2

Passing	C-A	Yds	Long	TD	INT
J. Chambers	14-30	116	0	20	2
R. Malmgren	11-13	77	1	32	0
C. Reid	1-3	2	0	2	1

Receiving	No.	Yds	TD	Long
T. Wilson	4	31	0	20
J. Williams	3	45	1	32
G. Wall	3	19	0	11
I. Stephens	3	13	0	6
R. Harris	2	17	0	18
D. Jones	2	14	0	10
C. Reid	2	13	0	7
K. Chatmon	2	9	0	6

>>SOUTH CAROLINA

Rushing	Att	Yds	TD	Long	Avg
K. Harris	6	147	3	75	24.5
M. Denson	9	118	1	57	13.1
R. Dowdle	10	87	2	35	8.7
T. Feaster	6	64	0	35	10.7
D. Joyner	4	53	1	41	13.2

Passing	C-A	Yds	TD	Long	INT
R. Hilinski	24-30	282	2	60	1
D. Joyner	1-1	0	0	0	0

Receiving	No.	Yds	TD	Long
B. Edwards	5	112	2	60
K. Markway	4	37	0	11
J. Vann	3	23	0	19
T. Feaster	3	19	0	14
Q. Smith	2	28	0	17
N. Muse	2	22	0	12
R. Dowdle	2	16	0	11
S. Smith	2	13	0	10
D. Joyner	1	12	0	12
K. Toney	1	0	0	0



QB NO. 1 JACK CHAMBERS

A strong 2019 spring and fall camp left redshirt sophomore Jack Chambers as the starting quarterback for the Buccaneers as CSU gets ready to hit the field on Saturday afternoon against Furman. The Lilburn, Ga. native drew strong praise from Offensive Coordinator Felton Huggins for his playing and leadership ability on the field.

“One thing that’s going right is Jack Chambers. He’s grown leaps and bounds from the spring. When I first got here, he was a quiet and shy guy, and we challenged Jack to be a more vocal leader. It took time, but now you can really see how he has grown. Jack is going to surprise some people this year, he’s a really talented kid,” Huggins said.

Chambers made his starting debut last season against Virginia Lynchburg and shined in the role. He led the Bucs to a 58-6 win over the Dragons behind 7-of-12 passing for 155 yards and two touchdowns, to go with 112 rushing yards and a score.

THE CHAMBERS FILE

<p>ENTERED THE 2019 SEASON AT QUARTERBACK</p> <p>1</p> <p>CAREER START</p>	<p>ENTERING THE 2019 SEASON WITH</p> <p>244</p> <p>CAREER PASSING YARDS</p>	<p>SET A CAREER HIGH LAST WEEK WITH</p> <p>192</p> <p>YARDS VS. FURMAN</p>
---	--	---

STRONG QUARTERBACK COMPETITION

Charleston Southern’s quarterback battle was a position group to watch heading into this season as returners Jack Chambers and Christian Reid matched up with newcomers Ross Malmgren and Darius Douglas to take the first snap on August 31 against Furman. Chambers and Reid both fought their way through the spring season and have the most experience in Head Coach Autry Denson’s “Air Raid with an Attitude” offense.

Chambers has been taking the majority of the snaps with the Bucs’ first-team offense so far this fall camp. The redshirt sophomore quarterback made his starting debut last season against Virginia Lynchburg as the Lilburn, Ga. native finished with 267 total yards and a trio of touchdowns in the win over the Dragons. Reid made his debut in the Bucs’ 16-0 win over Gardner-Webb as he helped facilitate CSU to a key Big South win on Senior Day. Both returners post above average athleticism and can make plays in the open field to help facilitate CSU’s offense this season.

AIR RAID WITH AN ATTITUDE

New offensive play caller Felton Huggins will be tasked with changing up the offensive scheme for Charleston Southern this season as the

Buccaneers shift from a run-first focus, to a more pass-first scheme.

The Bucs return two of their top three running backs in Terrence Wilson and Ronnie Harris, while also returning quarterbacks Jack Chambers and Christian Reid. Altogether, the Bucs return four starters on offense, and that number does not include two-time All-Conference wide receiver Kameron Brown. Brown sat among FCS’ leaders in yards per catch in both the 2016 and 2017 seasons. Brown should be back at full strength and will look to guide a young receiving group that will include four members of the 2019 signing class.

NEWCOMERS CHALLENGING

Ross Malmgren and Darius Douglas both joined the Bucs over the summer and have been battling with Chambers and Christian Reid for playing time immediately upon getting on the field. Both quarterbacks have been splitting second team repetitions, while also getting in first team work as CSU looks to continue to supplement its depth. Over the last five seasons, at least two quarterbacks have started for CSU, and often times the number has been stretched to three or four signal callers lining up on the field for the Bucs.

2019 TEAM CAPTAINS

#8 Jack Chambers, QB
R-Sr. * 5-10 * 170 * Lilburn, Ga.

#33 Nick Salley, DE
Sr. * 5-10 * 225 * Walterboro, S.C.

#42 Jahid Beamon, DT
Sr. * 6-1 * 295 * Easton, Pa.

#78 Zack Evans, G
R-Sr. * 6-2 * 285 * Florence, S.C.

#86 Garris Schwarting, WR
Sr. * 5-10 * 160 * Bamberg, S.C.

#95 Kyle Reighard, P
R-Sr. * 6-2 * 200 * Salem, Va.

PRESEASON HONORS

JD SOSEBEE, LB

Big South Preseason All-Conference
Phil Steele Big South Preseason First Team

ZACK EVANS, OL

Big South Preseason All-Conference
Phil Steele Big South Preseason First Team

ETHAN RAY, LS

Big South Preseason All-Conference
Phil Steele Big South Preseason First Team

KYLE REIGHARD, P

Big South Preseason Honorable Mention
Phil Steele Big South Preseason Second Team

STEPHEN HARALAMBIS, OL

Phil Steele Big South Preseason First Team

KAMERON BROWN, WR

Phil Steele Big South Preseason Second Team

TRAVAY HATTEN, TE

Phil Steele Big South Preseason Second Team

EDWARD KING, LB

Phil Steele Big South Preseason Second Team

ALEX USRY, PK

Phil Steele Big South Preseason Third Team

SATURDAY’S UNIFORM

Charleston Southern boasts six different uniform combinations this season, with CSU taking the field this week with their new gold helmets, blue jerseys, and gold pants.

HELMET



JERSEY



PANTS



CSU Record With...

Blue-White-Blue
Blue-White-Gold
Gold-White-Blue0-1
Gold-White-Gold0-1
Gold-Blue-Gold
Gold-Blue-Blue



O-LINE

ALL-AMERICAN LEGACY

Any good offensive line starts with an anchor. Luckily, for the Bucs heading into the 2019 season, CSU has two in starting guards Zack Evans and Stephen Haralambis. The duo combined for 19 starts last season in earning preseason All-Conference recognition with Evans earning both Big South and Phil Steele, while Haralambis was honored on the Phil Steele team.

The Bucs averaged 168.5 yards per game on the ground in the 2018 season. Traditionally CSU has been among the nation's best in rushing and time of possession over the last few seasons, but with the offensive shift this year, the Bucs will be dropping back in pass protection more. The voices of the veterans in the middle will provide a huge boost to the Bucs offense as they continue to get comfortable with the increased pace and speed of the Denson era this season.

THE EVANS FILE

OFFENSIVE LINE
4TH IN BIG SOUTH IN 2018

168.5
RUSHING YARDS
PER GAME

THIRD IN BIG SOUTH
WITH

417
RUSHING ATT.
IN 2018

SIXTH IN BIG SOUTH IN
TIME OF POSSESSION

27:52
PER GAME

ALL-AMERICAN TRADITION TO BUILD ON

CSU's resurgence over the last six seasons has been highlighted by superlative offensive line play that has seen multiple players receive postseason accolades and All-American mentions. Erik Austell (Class of 2016) was a priority free agent signing by the Denver Broncos in 2017, while Frank Cirone was an All-American selection at guard as a part of a deep unit.

Returners Zack Evans and Stephen Haralambis have a chance to build on the legacy and will look to keep the offensive unit humming in 2019 as the Bucs look for their next All-American offensive lineman.

TIME OF POSSESSION WINS GAMES

Charleston Southern has been among the nation's best at holding onto the ball thanks to its offensive line play up front. The Bucs were in the top 50 in time of possession in five of the last six seasons including leading the nation in 2014 with 34:05 per game. This past season, CSU slipped to 101st in FCS at 27:52 and struggled to move the ball at times.

With the transition to the fast-paced 'Air Raid with an Attitude' attack this season, the Bucs will look to enhance their quick strike ability, while also

taking advantage of a strong stable of running backs who can hit between the tackles.

EXPERIENCED GROUP RETURNING

Due to the nature of the game, the Bucs did have a number of players gain valuable experience in the trenches this past season. JT Melton lined up in five games this past year, while Preston Nichols, JD Rice, D'Andra Thompson, and Daviyon McDaniel all gained experience in the 2018 season.

Under the tutelage of new offensive line coach Aaron Coeling, the Bucs will be looking to continue to boost and add to their depth. CSU added a trio of signees to the unit in the 2019 signing class, including Ben Moxley, Matthew Hogan, Joshua Crump, and Jacob Tylski.

DAY ONE STARTERS

The offensive line was another battle this fall as the team embraced Coach Denson's "best man will play" philosophy. The Bucs are looking to returners Preston Nichols, Stephen Haralambis, JT Melton, Zack Evans, and Daviyon McDaniel to take the field with the opening unit on Saturday against Furman, while the Bucs boast depth with Bailey Ottaway and more ready to step up if needed.

CSU RECORD WHEN...

	2019	Denson
When playing at home		
When playing on road	0-2	0-2
When playing at a neutral site		
When playing on grass	0-1	0-1
When playing on artificial surface	0-1	0-1
When scoring first		
When opponent scores first	0-2	0-2
When leading after first quarter		
When trailing after first quarter	0-2	0-2
When tied after first quarter		
When leading at halftime		
When trailing at halftime	0-2	0-2
When tied at halftime		
When leading after three quarters		
When trailing after three quarters	0-2	0-2
When tied after three quarters		
When CSU has more/equal rushing yards		
When opponent has more rushing yards	0-2	0-2
When CSU has more/equal passing yards	0-1	0-1
When opponent has more passing yards	0-1	0-1
When CSU has more/equal total yards		
When opponent has more total yards	0-2	0-2
When CSU has more first downs		
When opponent has more first downs	0-2	0-2
When first downs are equal		
When CSU forces more turnovers		
When opponent forces more turnovers	0-2	0-2
When turnovers are equal		
In games decided by 3 points or fewer		
In games decided by 7 points or fewer		
In overtime games		

RECORD BREAKDOWN

	2019	Streak	Under Denson
Overall	0-2	L2	0-2
Home			
Road	0-2	L2	0-2
Overtime			
Big South			
Big South Home			
Big South Road			

HOW CSU FARES AGAINST

OPPONENT	...the MEAC	
	RECORD	LAST MET (RESULT)
Bethune-Cookman		
Delaware State		
Florida A&M		
Howard	0-2	Oct. 1, 2005 (L, 27-22)
Morgan State	0-2	Oct. 1, 1994 (L, 31-29)
N.C. Central		
Norfolk State	1-1	Sept. 21, 2013 (W, 20-12)
N.C. A&T		
Savannah State	7-1	Oct. 6, 2018 (L, 23-3)
S.C. State	0-8	Sept. 4, 1999 (L, 20-14)
TOTAL	8-14	

SERIES BUSINESS

Series Record	First Meeting
at Buccaneer Field	First Meeting
Most CSU Points	First Meeting
Most NC A&T Points	First Meeting
Most Combined Points	First Meeting
Biggest CSU Win	First Meeting
Biggest NC A&T Win	First Meeting
Current Streak	First Meeting

CSU OFFENSE BY THE NUMBERS

4

Charleston Southern returned four starters to the field in the 2019 season in guards Zack Evans and Stephen Haralambis, as well as running backs Terrence Wilson and Ronnie Harris.

9

Starting quarterback Jack Chambers will be making his fourth career start on Saturday when he takes the field against North Carolina A&T. It will be his ninth career game played after seeing action in six contests last season.

8

Eight different ball carriers have carried the ball this season for the Bucs paced by Ronnie Harris' 20 attempts and 115 yards.

4

Charleston Southern has turned the ball over four times in the 2019 and currently sits 83rd in FCS in turnover margin at -1.00.

65

Charleston Southern currently sits 65th in the FCS in passing offense at 193.5 yards per game.

73

Charleston Southern is 73rd in the FCS in rushing offense through the first two games of the season at 128.5 yards per game.

CSU OFFENSE IN THE BIG SOUTH

TEAM

Scoring Offense	11.5 (7th)
Touchdowns Scored	3 (7th)
Total Offense	322.0 (5th)
Rushing Offense	128.5 (T-4th)
Passing Efficiency	102.5 (6th)
Passing Offense	193.5 (4th)
First Downs	16.0 (5th)
3rd Down Conversions	35.5 (5th)
4th Down Conversions	0.0 (T-7th)
Red Zone Conversions	50.0 (T-7th)
Time of Possession	30:57 (5th)

INDIVIDUAL PER GAME

Total Offense	168.5, Jack Chambers (7th)
All-Purpose Yards/Game	82.5, Geoffrey Wall (9th)
Scoring	
Rushing Yards/Game	57.5, Ronnie Harris (6th)
Rushing Touchdowns	
Passing Yards/Game	154.0, Jack Chambers (4th)
Pass Efficiency	97.9, Jack Chambers (5th)
Passing Touchdowns	1, Ross Malmgren (T-6th)
Receptions/Game	5.0, Geoffrey Wall (T-3rd)
Receiving Yards/Game	49.5, Geoffrey Wall (10th)
Total Receiving Yards	99, Geoffrey Wall (9th)
Receiving TDs	1, Jaquan Williams (T-4th)

MAGIC NUMBERS RECORD UNDER DENSON

Score less than 24 points	0-2
Score 24 points or more	0-0
Score more than 30	0-0
Score more than 40	0-0
Score more than 50	0-0

OTHER OFFENSIVE PLAYERS TO WATCH

#2 Ronnie Harris, RB

* Finished third on the team with 336 rushing yards on 63 carries.
 * Averaged 5.3 yards per carry on the season and 30.5 rushing yards per game.
 * Added three catches for 23 yards.

#4 Geoffrey Wall, WR

* Lined up in four games before being sidelined by an injury the remainder of the 2019 season.
 * Finished tied for fourth on the team with five catches for 23 yards out of the slot receiver position.

#15 Qua-Vonn Scott, H

* Redshirted the 2018 season due to injury.
 * Fifth on the Bucs with five receptions in 2017.
 * Fifth on the team with 77 receiving yards in 2017.

#1 Christian Reid, QB/RET

* Lined up in three games for the Buccaneers, including earning his first collegiate start against Gardner-Webb.
 * Finished third on the team with 115 passing yards and an interception.
 * Went 10-of-26 through the air for a 38.5% completion percentage.

#65 Stephen Haralambis, OL

* Phil Steele All-Conference selection.
 * Started in eight game for the Charleston Southern offensive line in 2018.
 * Was key to CSU posting four 200-yard rushing games.

#76 JT Melton, C

* Lined up in five games for the Buccaneers in the 2018 season.
 * Played against Florida, Hampton, Virginia Lynchburg, Gardner-Webb, and The Citadel.

#8 | JACK CHAMBERS | QB | R-SO. | 5-10 | 170 | LILBURN, GA. | PARKVIEW



2018 Stats

- Finished second on the team with 244 passing yards and two touchdowns
- Led the Bucs with a 142.68 passing efficiency on the season
- Went 14-of-26 through the air for the 53.8% completion percentage
- Finished the year with two touchdowns and two interceptions
- Added 158 rushing yards on 29 carries and a touchdown

CAREER HIGHS

Passing Yards	192 at Furman (2019)
Attempts	30 at South Carolina (2019)
Completions	18 at Furman (2019)
Passing TD	2, Va. Lynchburg (2018)
Rush Att	17, Va. Lynchburg (2018)
Rush Yards	112, Va. Lynchburg (2018)
Rushing TD	1, Va. Lynchburg (2018)

2019 PASSING STATS

GP	Effic	C-A-T	Pct	Yds	TD	Lng	Avg/G	2019 RUSHING STATS							
								Att	Gain	Loss	Net	Avg	TD	Lng	Avg/G
2	97.95	32-55-2	58.2	308	0	22	154.0	17	60	31	29	1.7	1	17	14.5

#11 | KAMERON BROWN | WR | R-SR. | 6-3 | 220 | BEECH ISLAND, S.C. | MIDLAND VALLEY



2018 Stats

- Preseason 2018 Big South All-Conference Wide Receiver
- Played in three games before suffering a season-ending injury
- Finished with four catches for 19 yards
- 56 career catches for 1111 yards and eight touchdowns
- Four career 100-yard receiving efforts

CAREER HIGHS

Receptions	6, Point (2017)
Receiving Yards	123, Monmouth (2017)
Receiving TD	2, Bucknell (2016)
Long Reception	87, MVSU (2017)
All-Purpose Yards	123, Monmouth (2017)

2019 RECEIVING STATS

GP	Rec	Yds	Avg	TD	Long	Avg/G
2	4	49	12.2	0	20	24.5

#26 | TERRENCE WILSON | RB | JR. | 5-8 | 200 | LEESVILLE, S.C. | BATESBURG-LEESVILLE



2018 Stats

- Finished seventh in the Big South in rushing per game (54.0), seventh in rushing touchdowns (6), and 10th in scoring per game (3.6)
- Lined up in 10 games on the season for the Buccaneers
- Led the team in rushing yards (540), yards per game (6.2), touchdowns (6), and yards per game (54.0)
- Led the team in rushing yards and touchdowns

CAREER HIGHS

Rushing Att	19 vs. Gardner-Webb (2018)
Rushing Yards	137 vs. Gardner-Webb (2018)
Long Rush	68 at Hampton (2018)
Rushing TD	2, Twice
Receptions	4 at South Carolina (2019)
Receiving Yards	40 at Presbyterian (2018)
Receiving TD	N/A

2019 RUSHING STATS

GP	Att	Gain	Loss	Net	Avg	TD	Lng	Avg/G	2019 RECEIVING STATS						
									Rec	Yds	Avg	TD	Long	Avg/G	
2	11	76	8	68	6.2	1	52	34.0	4	31	7.8	0	20	15.5	

#86 | GARRIS SCHWARTING | WR | SR. | 6-2 | 170 | BYRON, GA. | PEACH COUNTY



2018 Stats

- 2019 Charleston Southern Captain
- Finished fourth on the Bucs with 106 receiving yards on three receptions
- Added a touchdown to his total in the 2018 season
- Recorded a career-high 86 receiving yards on two catches, including a 72-yard touchdown reception against Virginia Lynchburg
- Posted a 20-yard reception against Kennesaw State

CAREER HIGHS

Receptions	2, Twice
Receiving Yards	86, Va. Lynchburg (2018)
Receiving TD	1, Va. Lynchburg (2018)
Long Reception	72, Va. Lynchburg (2018)

2019 RECEIVING STATS

GP	Rec	Yds	Avg	TD	Long	Avg/G
8	3	106	35.33	1	72	13.25

#78 | ZACK EVANS | OL | R-JR. | 6-3 | 270 | BOGART, GA. | NORTH OCONEE



2018 Stats

- 2019 Charleston Southern Captain
- 2019 Big South Preseason All-Conference
- Started all 11 games for the Buccaneers playing primarily at right guard
- Was a key member of the Bucs averaging 168.5 rushing yards per game on the season
- The Bucs averaged 27:52 in time of possession on the season

BUCCANEERS OF NOTE
100-yard rushing games (Season)

100-yard rushing games (Career)

Terrence Wilson	3
Jack Chambers.....	1

100-yard receiving games (Season)

100-yard receiving games (Career)

Kameron Brown	4
---------------------	---

150-yard passing games (Season)

Jack Chambers.....	1
--------------------	---

150-yard passing games (Career)

Jack Chambers.....	2
--------------------	---

Multi-rushing touchdown games (Season)

Multi-rushing touchdown games (Career)

Terrence Wilson	2
Kendrick Bell.....	1

Multi-receiving touchdown games (Career)

Kameron Brown	1
---------------------	---

Multi-passing touchdown games (Season)

Multi-passing touchdown games (Career)

Jack Chambers.....	1
--------------------	---

Big South Offensive POTW

Week 1.....Terrence Humphrey, RB, North Alabama
Week 2.....Pete Guerriero, RB, Monmouth

Big South Offensive FOTW

Week 1.....
Week 2.....Hajj-Malik Williams, QB, Campbell

CSU OFFENSE STORYLINES

Bouncing Back from First Two Weeks

Charleston Southern's offense has found its way in the passing game and picked up several long carries on the ground. However, the Bucs have not been able to translate their gains into points in the early going as CSU has been limited to a first-week Terrence Wilson rushing touchdown, as well as a Ross Malmgren-to-Jaquan Williams passing touchdown. The Bucs are averaging 128.5 rushing yards and 193.5 passing yards per game on the season, but have struggled to score against a pair of strong defenses in Furman and South Carolina. CSU will look for a measure of success this week against a N.C. A&T offense that is ranked 48th in FCS in total defense at 397.5 yards per game.

Big-Play Harris

Charleston Southern senior running back Ronnie Harris has a knack for coming up with the big play on the big stage. One year after breaking loose with a 70-yard carry against the University of Florida in the 2018 season opener, Harris once again found himself with green space out in front of him as he picked up 44 yards against South Carolina. Harris added a 54-yard run against Kennesaw State in late October last season against Kennesaw State to continue his stretch of big plays in big situations. The Richmond Hill, Ga. native leads the Bucs with 115 rushing yards on the season and is picking up 5.8 yards per carry.

Chambers Sitting Among Big South Leaders

Redshirt sophomore quarterback Jack Chambers sits among the conference leaders in both total offense and passing through the first two games of the season. The Lilburn, Ga. native and 2019 captain enters the week sitting seventh in the conference in total offensive yards per game (168.5) and sixth in total offensive yards (337). Chambers is fourth in the conference in passing yards per game at 154.0 and third in completion percentage (58.2). He is also currently second in the Big South with 32 completions over the first two games.

Winning the Line of Scrimmage

Key to the offense's success on Saturday will be the Bucs' ability to control the line of scrimmage. CSU has not been successful early in the year as the Buccaneers sit among the bottom of the national leaders in both tackles for loss allowed and sacks allowed per game in the 2019 season. North Carolina A&T enters Saturday's contest sitting among the national leaders in team sacks (16th) at 2.5 per game. The Aggies boast two players sitting among the individual national leaders in Jermaine McDaniel (1.5, 5th) and Devin Harrell (1.0, 12th). The Bucs will be relying on their senior guards Zack Evans and Stephen Haralambis to help keep the offense rolling against a stout Aggie defense.

Spreading The Ball Around

One thing is for certain about the CSU offense this season, this is not the Bucs passing attack of yore. The Buccaneers quarterbacks targeted 13 different wide receivers last season with three players posting at least 15 catches in Kenny Dinkins (17), Taz Lindsey (17), and Saire Davis (16). Through two games in the 2019 season, the Bucs quarterbacks have already completed passes to 14 different wide receivers paced by Geoffrey Wall's 10 catches. Kameron Brown and Jaquan Williams have also been favorite targets of Chambers with the duo combining for eight catches and 95 yards on the season.

Finding Wall

After missing most of last season due to injury, Geoffrey Wall has come back to the field with a vengeance. The senior wide receiver has posted 10 catches for 99 yards through the first two games of the season, including a seven-catch, 80-yard day in the opener against Furman. Lining up primarily in the slot position, Wall has seen a number of favorable matchups all over the field, and could be in for another big day, despite the return to the field of N.C. A&T All-American cornerback Mac McCain.

OFFENSIVE PLAYERS CAREER HIGHS IN A GAME

#1 CHRISTIAN REID - QB/WR

Comp.	8, Gardner-Webb (2018)
Attempts	21, Gardner-Webb (2018)
Pass Yds	92, Gardner-Webb (2018)
Long Pass	30, Gardner-Webb (2018)
Rushes	15, Gardner-Webb (2018)
Rush Yds	36, Gardner-Webb (2018)
Long Rush	19, Gardner-Webb (2018)
Rec.	2 at South Carolina (2019)
Rec. Yards	13 at South Carolina (2019)
Long Rec.	7 at South Carolina (2019)

#2 RONNIE HARRIS - RB

Rushes	14, Kennesaw State (2018)
Rush Yds	87, Kennesaw State (2018)
Rush TD	1, Savannah State (2017)
Long Rush	70, at Florida (2018)

#4 GEOFFREY WALL - WR

Rec.	7 at Furman (2019)
Rec. Yds	80 at Furman (2019)
Rec. TD	N/A
Long Rec.	41, Point (2017)
Rushes	3, Twice
Rush Yds	23, at Liberty (2016)
Long Rush	23, at Liberty (2016)

#5 ROSS MALMGREN - QB

Comp.	11 at South Carolina (2019)
Attempts	13 at South Carolina (2019)
Pass Yds	77 at South Carolina (2019)
Long Pass	32 at South Carolina (2019)
Pass TD	1 at South Carolina (2019)
Rushes	1 at South Carolina (2019)
Rush Yds	1 at South Carolina (2019)
Long Rush	1 at South Carolina (2019)

#7 JONATHAN EARL - RB

Rushes	5, Twice
Rush Yds	19 at Furman (2019)
Long Rush	8 at Furman (2019)

#8 JACK CHAMBERS - QB

Comp.	18 at Furman (2019)
Attempts	30 at South Carolina (2019)
Pass Yds	192 at Furman (2019)
Pass TD	2, Virginia Lynchburg (2018)
Long Pass	72, Virginia Lynchburg (2018)
Rushes	17, Virginia Lynchburg (2018)
Rush Yds	112, Virginia Lynchburg (2018)
Rush TD	1, Virginia Lynchburg (2018)
Long Rush	32, Virginia Lynchburg (2018)

#11 KAMERON BROWN - WR

Rec.	6, Point (2017)
Rec. Yds	123, Monmouth (2017)
Rec. TD	2, Bucknell (2016)
Long Rec.	87, MVSU (2017)

#12 TRAVAY HATTEN - TE

Rec.	2, at Liberty (2016)
Rec. Yds	34, at Liberty (2016)
Rec. TD	1, Twice
Long Rec.	23, at Liberty (2016)

#13 JAQUAN WILLIAMS - WR

Rec.	3 at South Carolina (2019)
Rec. Yds	45 at South Carolina (2019)
Rec. TD	1 at South Carolina (2019)
Long Rec.	32 at South Carolina (2019)

#15 QUA-VONN SCOTT - TE

Rec.	3, Savannah State (2017)
Rec. Yds	39, Savannah State (2017)
Rec. TD	1, Savannah State (2017)
Long Rec.	29, Twice

#22 JAMARI DUNBAR - RB

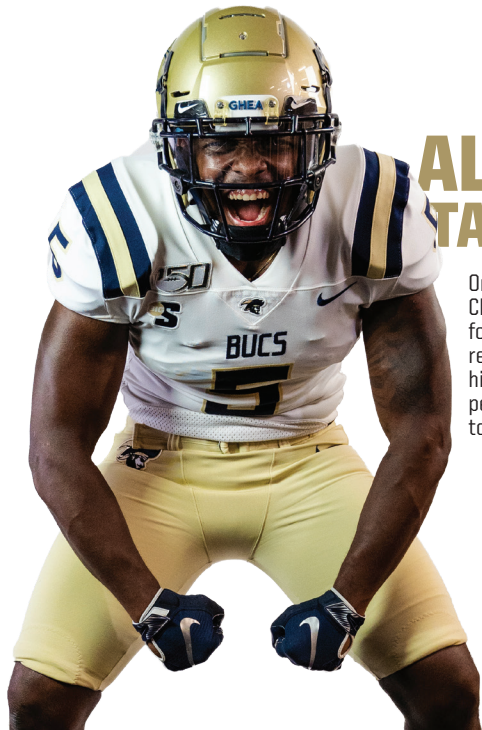
Rec.	2 at Furman (2019)
Rec. Yds	20 at Furman (2019)
Long Rec.	15 at Furman (2019)

#26 TERENCE WILSON - RB

Rushes	19 vs. Gardner-Webb (2018)
Rush Yds	137 vs. Gardner-Webb (2018)
Rush TD	2, Twice
Long Rush	68 at Hampton (2018)
Rec.	4 at South Carolina (2019)
Rec. Yds	31 at South Carolina (2019)
Long Rec.	20 at South Carolina (2019)

#86 GARRIS SCHWARTING - WR

Rec.	2, Twice
Rec. Yds	86, Virginia Lynchburg (2018)
Rec. TD	1, Virginia Lynchburg (2018)
Long Rec.	72, Virginia Lynchburg (2018)



NOISE

ALL-CONFERENCE TACKLING MACHINE

One of the most decorated linebackers to come through Charleston Southern, redshirt senior J.D. Sosebee is back for his fourth year on the field after earning All-Conference recognition in 2018. A quiet leader on the field who talks with his pads, Sosebee finished sixth in the Big South in tackles per game last season (7.2) and third overall on the Bucs in total tackles.

The Gainesville, Ga. native is a two-time Big South All-Conference recipient who has picked up 15.0 tackles for loss over his three seasons. He has also shown a knack for finding the ball with five fumble recoveries, including three last season to pace the conference.

Sosebee has posted seven double-digit tackle games over the last two seasons, including a career-high 13 tackles last year against Savannah State. He has posted two top-10 Big South tackling efforts in his career.

THE SOSEBEE FILE

RANKED IN THE TOP 20 ALL-TIME FOR CSU

199

CAREER TACKLES

RANKED 3RD ALL-TIME IN CSU HISTORY

5

FUMBLE RECOVERIES

LEADS THE BUCCANEERS RETURNERS WITH

7

10+ TACKLE GAMES

ALL-CONFERENCE, ALL THE TIME

One of the keys to Charleston Southern's defensive excellence has been the key contributions of redshirt senior linebacker J.D. Sosebee. Sosebee redshirted his freshman season before making his debut at outside linebacker in 2016. The Gainesville, Ga. native shined in his role with a four-tackle effort and a pass breakup in the Week 0 game against North Dakota State.

Two seasons later, J.D. Sosebee enters his senior year with a pair of All-Conference accolades to go with his preseason recognition. The Bucs will look to the linebacker to continue his success up front this season.

DOUBLE-DIGIT TACKLE GAMES - CAREER

Sosebee has been active around the ball throughout his career this season sitting just outside the top 15 tacklers in Charleston Southern history. Sosebee recorded four games above the mark last season, including a career-high 13 against Savannah State.

Sept. 2, 2017	11 at Mississippi State
Oct. 7, 2017	11 at Indiana
Oct. 28, 2017	10 vs. Monmouth
Sept. 22, 2018	10 vs. Elon
Sept. 29, 2018	10 at Hampton

Oct. 5, 2018	13 at Savannah State
Nov. 17, 2018	11 at Campbell

BIG PLAYS IN BIG SITUATIONS

J.D. Sosebee has found a way to make his play effective in nearly every game as the redshirt senior linebacker sits both among the Bucs leaders in both tackles and fumble recoveries over his time with the Bucs. Sosebee finished up last season with three fumble recoveries, while he added a 60-yard scoop-and-score in 2017 to his career accolades.

MULTI-TACKLE FOR LOSS GAMES - CAREER

Adept at attacking the line of scrimmage, Sosebee has 15 games with at least 0.5 tackles for loss in his career. Sosebee has lined up in 29 career games over his time with the Bucs with ... starts

Included among his totals are four multi-tackle for loss games.

Nov. 4, 2017	2.5 at Gardner-Webb
Sept. 29, 2018	2.0 at Hampton
Oct. 5, 2018	1.5 at Savannah State
Nov. 17, 2018	2.0 at Campbell

TOP 10 TEAM SACK GAMES UNDER DENSON

1.0Aug. 31 at Furman, 2019

TOP 10 INDIVIDUAL SACK PERFORMANCES UNDER DENSON

1.0 Nick Salley at Furman, Aug. 31, 2019

TOP 10 TEAM TFL GAMES UNDER DENSON

3.0Aug. 31 at Furman, 2019

TOP 10 INDIVIDUAL TFL PERFORMANCES UNDER DENSON

3.0 Nick Salley at Furman, Aug. 31, 2019



LEGACY

PASS DEFENSE

RECAPTURING "F4"

Gone is the senior-laden defensive backs group from last season as Brandon Rowland, Shadarius Hopkins, James Allen, and Jonathon Slaton all played their last down for the Bucs this past fall.

The quartet paced the Bucs to finishing fourth in FCS in passing yards allowed last season, while also finishing eighth in the nation in turnovers gained. The defensive back group also led the country with five interceptions returned for touchdowns.

This year, another group takes the field looking to build on the legacy left by one of the top defensive backfields in the Football Championship Subdivision with redshirt junior defensive back Evan Cruz leading the way. Cruz looks to provide veteran leadership for a group that will be facing several key opponents early this season before getting ready for a tough conference schedule.

THE CRUZ FILE

MOST EXPERIENCED CSU DB RETURNING WITH

15

GAMES PLAYED

2ND ON THE BUCS IN THE TORNOVER GAME WITH

2

FUMBLE RECOVERIES IN '18

BUCS AMONG THE NCAA'S BEST WITH

26

TURNOVERS GAINED IN 2018

REBUILDING ONE OF THE TOP FCS UNITS

One of the units that took the biggest hit was the Buccaneers' secondary unit. Gone are starting safeties Brandon Rowland and Shadarius Hopkins, as well as cornerbacks James Allen and Jonathan Slaton. The above-mentioned unit finished among the national leaders in pass defense, interceptions, defensive touchdowns, and turnover margin. This year, CSU returns a number of key veterans that have shined on special teams, as well as supplemented the defensive side of the ball last year.

From the early portion of preseason, the Bucs are looking at an experienced quartet in Darin Smalls, Evan Cruz, Jarrod Stanley, and Hombre Kennedy to take the first crack at the field. Smalls is a former three-star prospect that will help lead the way, while Cruz and Stanley have both been known for their play-making ability on special teams and in on-ball coverage. Kennedy made his name on special teams last year and will be another presence on the field after a strong spring.

TACKLING PROFESSIONALS

Charleston Southern's defense will be facing another run-heavy schedule this season with seven teams ranking among the FCS's top-55 rushing attacks in 2018. Included in the group

are a pair of top-10 teams in The Citadel (9th) and Kennesaw State (2nd) as the Bucs will be facing a number of true option teams this year.

The Big South features a number of teams that are dedicated to the run game first as passing yards can be hard to come by in conference play. CSU was one of four Big South teams to rank in the top eight in FCS in passing yards allowed last season. Former safeties Brandon Rowland and Shadarius Hopkins were in the top six in the Big South last season in tackles per game among defensive backs, and the Bucs will be looking to replace that production early as they attack the line of scrimmage.

MULTI-TURNOVER GAMES

Opportunistic to their corps, the Bucs' defensive backs helped CSU force multiple turnovers in five games, including two games with at least four turnovers.

Sept. 29 at Hampton 5 (1 FR, 4 INT)
 Oct. 13 vs. Virginia Lynchburg.....2 (1 FR, 1 INT)
 Oct. 20 vs. Presbyterian..... 6 (5 FR, 1 INT)
 Nov. 10 vs. Gardner-Webb2 (2 INT)
 Nov. 17 at Campbell..... 4 (4 INT)

TOP 5 OFFENSIVE PERFORMANCES UNDER DENSON

Total Offense

377 yardsat Furman, Aug. 31, 2019
 267 yards at South Carolina, Sept. 7, 2019

Rushing Yards

185 yardsat Furman, Aug. 31, 2019
 72 yards at South Carolina, Sept. 7, 2019

Passing Yards

195 yards at South Carolina, Sept. 7, 2019
 192 yards.....at Furman, Aug. 31, 2019

Points

13at Furman, Aug. 31, 2019
 10 at South Carolina, Sept. 7, 2019

TOP 5 DEFENSIVE PERFORMANCES UNDER DENSON

Total Defense

509 yards.....at Furman, Aug. 31, 2019
 775 yards..... at South Carolina, Sept. 7, 2019

Rushing Yards

369 yards.....at Furman, Aug. 31, 2019
 493 yards..... at South Carolina, Sept. 7, 2019

Passing Yards

140 yardsat Furman, Aug. 31, 2019
 282 yards at South Carolina, Sept. 7, 2019

Points

46at Furman, Aug. 31, 2019
 72 at South Carolina, Sept. 7, 2019

CSU DEFENSE BY THE NUMBERS

- 3** Charleston Southern's defensive unit returns three starters from the 2018 season as linebackers J.D. Sosebee, Edward King, and Jon Pohahau are back on the field for CSU this season.
- 4** CSU boasted the fourth-best pass defense in FCS in 2018 allowing just 139.4 passing yards per game on the season.
- 13** CSU's defensive prowess was showcased on loose balls throughout the 2018 season. The Bucs finished the season fourth in FCS with 13 fumble recoveries on the year.
- 13** The Bucs found ways to limit the opposition on the season finishing 29th on the season with 13 interceptions. CSU is 21st in FCS allowing just 21.6 points per game on the year.
- 19** Charleston Southern's defense retains the knowledge of defensive coordinator Zane Vance and the Bucs will look to continue to build after allowing just 194 first downs last season to finish 19th in FCS.
- 22** Their pass defense prowess has been nearly matched on the ground. CSU's overall defense is 22nd in FCS allowing a total of 324.7 yards per game.

#5 | J.D. SOSEBEE | LB | R-SR. | 6-0 | 215 | GAINESVILLE, GA. | GAINESVILLE



- Earned spot on All-Big South Conference Second Team
- Ranked fifth in the league with a team-high 81 tackles
- Ranked eighth in the league with eight tackles for loss
- Recovered a fumble and returned it 60 yards for a touchdown in win over Point (Sept. 23)
- Recorded three games with ten or more tackles, including a career-high 11 against both Mississippi State (Sept. 2) and Indiana (Oct. 7)

CAREER HIGHS

Tackles	13 at Savannah State (2018)
Solo	6, Three Times (2015)
Assisted	7 at Mississippi State (2017)
TFL	3.0, at Gardner-Webb (2015)
Sacks	2, Kennesaw State (2016)
Interceptions	1, Twice
FF	1, Four Times
FR	1, Five Times

2019 DEFENSIVE STATS

GP	ST	AT	TT	TFL	Sacks	Int	PBU	QBH	FR	FF	Blk	Saf
2	5	4	9	1	.	.

#10 | EDWARD KING | LB | SR. | 6-1 | 225 | HOLLYWOOD, FLA. | HALLANDALE



- Finished fifth on the Bucs with 43 total tackles on the season
- Lined up in all 11 games for CSU playing primarily at middle linebacker
- Posted 24 solo tackles and 19 assisted tackles
- Finished the year with 5.5 tackles for loss and 0.5 sacks in 2018
- Posted a career-high 11 tackles (eight solo) in CSU's loss at Monmouth
- Posted nine tackles (four solo) and 2.5 tackles for loss at Campbell
- Had five tackles, 0.5 sacks, 0.5 tackles for loss at Savannah State

CAREER HIGHS

Tackles	11, at Monmouth (2018)
Solo	8, at Monmouth (2018)
Assisted	5, at Campbell (2018)
TFL	2.5, at Campbell (2018)
Sacks	0.5, at Campbell (2018)

2019 DEFENSIVE STATS

GP	ST	AT	TT	TFL	Sacks	Int	PBU	QBH	FR	FF	Blk	Saf
2	5	4	9

#33 | NICK SALLEY | BUC | SR. | 5-10 | 225 | WALTERBORO, S.C. | COLLETON



- 2019 Charleston Southern Team Captain
- Posted 34 total tackles (18 solo, 16 assisted) in 2018
- Finished the season with 4.0 tackles for loss and 1.0 sacks
- Finished with one fumble recovery and one forced fumble
- Finished with five tackles (three solo), a tackle for loss, and a forced fumble at Hampton
- Six tackles (two solo) against Kennesaw State

CAREER HIGHS

Tackles	9, Twice
Solo	7 at Furman (2019)
Assisted	5 at The Citadel (2018)
TFL	3.0 at Furman (2019)
Sacks	1.0, Twice
FF	1, at Hampton (2018)
FR	1, Presbyterian (2018)

2019 DEFENSIVE STATS

GP	ST	AT	TT	TFL	Sacks	Int	PBU	QBH	FR	FF	Blk	Saf
2	11	3	14	3.0-10	1.0-6

#42 | JAHD BEAMON | DT | SR. | 6-1 | 295 | EASTON, PA. | WILSON AREA (ELLSWORTH CC)



- Lined up in all 11 games for the Buccaneers in the 2018 season
- Posted 19 total tackles (five solo, 14 assisted)
- Recorded one fumble recovery
- Made four tackles in his collegiate debut at Florida
- Posted four tackles in CSU's win over Virginia Lynchburg
- Three tackles against both Presbyterian and Kennesaw State
- Posted a fumble recovery at Monmouth

CAREER HIGHS

Tackles	4, Twice (2018)
Solo	3, Virginia Lynchburg (2018)
Assisted	4, Elon (2018)
FR	1, at Monmouth (2018)

2019 DEFENSIVE STATS

GP	ST	AT	TT	TFL	Sacks	Int	PBU	QBH	FR	FF	Blk	Saf
2		1	1

#20 | EVAN CRUZ | DB | R-JR. | 5-8 | 170 | VIERA, FLA. | VIERA



- Lined up in all 11 games in both the secondary, as well as on special teams
- Recorded four total tackles (two solo, two assisted)
- Recorded two fumble recoveries on the season
- Picked up his first tackle of the season and added a fumble recovery at Hampton
- Picked up a season-high three tackles and 0.5 tackles for loss at Campbell
- Recorded a fumble recovery in CSU's win over Presbyterian

CAREER HIGHS

Tackles	5 at South Carolina (2019)
Solo	3 at South Carolina (2019)
Assisted	2, Twice
TFL	0.5 at Campbell (2018)
FR	1, Twice

2019 DEFENSIVE STATS

GP	ST	AT	TT	TFL	Sacks	Int	PBU	QBH	FR	FF	Blk	Saf
2	3	2	5

CSU DEFENSE IN THE BIG SOUTH

TEAM PER GAME

Scoring Defense	59.0 (8th)
Total Defense	642.0 (8th)
Rushing Defense	431.0 (8th)
Passing Defense	211.0 (4th)
First Downs Allowed	28.0 (7th)
3rd Down Conversions	52.6 (7th)
4th Down Conversions	100.0 (T-6th)
Red Zone Conversions	100.0 (T-3rd)
Sacks	1 (T-6th)

INDIVIDUAL

Interceptions	1, Tavian Montgomery (T-4th)
Interception Return Yards	1, Tavian Montgomery (7th)
Tackles	7.0, Three Players (T-8th)
Sacks	
Tackles for Loss	3.0, Nick Salley (T-4th)
Fumbles Forced	0.5, J.D. Sosebee (T-1st)
Fumbles Recovered	0.5, Justin McIntire (T-2nd)
Passes Defended	1.0, Tavian Montgomery (T-3rd)

MAGIC NUMBERS RECORD UNDER DENSON

Allows 24 points or less	
Allows more than 24 points	0-2

OTHER DEFENSIVE PLAYERS TO WATCH

#43 JUSTIN MCINTIRE, LB

- * Earned November 19 Big South Special Teams Player of the Week honors
- * Lined up in nine games primarily at linebacker and on special teams
- * Posted 10 total tackles (four solo, six assisted)
- * Recorded 0.5 tackles for loss, an interception, and blocked a punt

#38 KYLE SYVARTH, LB

- * Lined up in 10 games at both linebacker and on special teams for the Bucs in 2018
- * Finished the season with 38 total tackles (25 solo, 13 assisted)
- * Posted 2.5 tackles for loss and one pass breakup on the year

#16 HOMBRE KENNEDY, SS

- * Lined up in five games playing primarily on special teams
- * Posted his first collegiate tackle in the Bucs' win over Virginia Lynchburg

#30 CODY CLINE, FS

- * True freshman joined the Bucs by way of Concord, N.C. and Cox Mill
- * Big playmaker in the secondary in fall camp for CSU

#6 JARROD STANLEY, CB

- * Did not line up for the Bucs in the 2018 season
- * Played in eight games at corner and on special teams in 2017
- * Posted seven tackles, 1.5 tackles for loss and four pass breakups in 2017

#45 JON POHAHAU, DT

- * Lined up in all 11 games for the Buccaneers along the defensive line
- * Posted 28 total tackles in 2018 (eight solo, 20 assisted)
- * Recorded one tackle for loss and two pass breakups
- * Had at least one tackle in 10 of 11 games

CSU DEFENSE STORYLINES

STOPPING THE RUN

The Bucs' defense faces another task this weekend as CSU faces off against the top running back in the MEAC in Jah-Maine Martin. Martin is averaging 68.0 yards per game on the ground to go with a pair of rushing touchdowns. The redshirt junior running back posted 82 yards on 10 carries this past weekend against Duke, including a 66-yard pickup against the Blue Devils. Martin was a preseason All-MEAC selection after posting 656 yards and seven touchdowns in 2018. The Bucs are surrendering 431.0 yards per game on the ground this season and face a strong 1-2 punch in Martin and Marquell Cartwright in the Aggies' backfield.

KEEP AN EYE ON WR

Elijah Bell has become one of the top pass catchers in the country this season sitting in the top 50 in receptions per game, as well as top 60 in overall receiving yards. Bell paced the Aggies offense over the opening week of the season against #21 Elon with nine catches for 93 yards and a score. He followed up with two receptions for a team-high 52 yards against the Blue Devils last weekend. The Bucs defensive backs once again sit among the FCS pass defense leaders on the season allowing just 211.0 yards per game. The Aggies are averaging 152.0 yards per game through the air on the season.

ATTACK THE LINE

One thing North Carolina A&T does well is protect the quarterback and line of scrimmage. Boasting a pair of All-Conference offensive linemen, the Aggies are in the top 50 in FCS in fewest sacks and fewest tackles for loss allowed on the season. The Bucs, on the other hand, have posted one sack on the season with Nick Salley bringing down the quarterback in CSU's opener at Furman. Salley also leads the Bucs with 3.0 tackles for loss on the season as CSU was held without a tackle for loss last weekend at South Carolina. The Bucs will need to make headway against an Aggies team ranked 91st in total offense at 287.5 yards per game.

CLINE MAKING PLAYS

Through two games, freshman safety Cody Cline sits alone atop the Big South freshmen in tackles and tackles per game on the season. Cline posted back-to-back seven tackle games to start his collegiate career after earning starts at both Furman and South Carolina. The Concord, N.C. native sits tied for second among all Big South players with 11 solo tackles, trailing just Monmouth's Da'Quan Grimes (12) in the category on the season. Cline has been effective coming up to attack the run on the season and is part of a young secondary that features several true freshmen seeing significant playing time.

SALLEY MAKING STOPS

Senior defensive end Nick Salley is making the most of his opportunity to start this season. After a standout performance at Furman in the season opener (nine tackles, 3.0 tackles for loss, 1.0 sack), Salley followed up with five more stops against the Gamecocks. The Walterboro, S.C. native is one of the six 2019 captains named in the preseason by head coach Autry Denson and has been one of the standout players for the Bucs this season.

NEW FACES IN THE TRENCHES

The Buccaneers have had at least one All-American on the defensive line in each of the last three seasons. CSU looks to make it four this year after the loss of Solomon Brown and Johnny Robinson. The duo combined for 45.5 tackles for loss and 15 sacks over the last two seasons as the Bucs sat among the national leaders in multiple categories on the defensive side of the ball. Looking to build on the tradition this season includes a quartet of seniors in Jon Pohahau, Jahid Beamon, Nick Salley, and Eishaun Funnye, as well as experienced veterans in Anton Williams, Shaundre Mims, and Ramero Rock. John Chiaramonte makes the shift to the defensive line after lining up on special teams and at tight end the last two seasons, while freshmen Kevon Hilliard, Jacob Libretto, and Ja'Courtney Snipes will be among the group that Coach Jason Brooks will be putting on the field this season.

TACKLING PROFESSIONALS

Charleston Southern's defense will be facing another run-heavy schedule this season with seven teams ranking among the FCS's top-55 rushing attacks in 2018. Included in the group are a pair of top-10 teams in The Citadel (9th) and Kennesaw State (2nd) as the Bucs will be facing a number of true option teams this year. The Big South features a number of teams that are dedicated to the run game first as passing yards can be hard to come by in conference play. CSU was one of four Big South teams to rank in the top eight in FCS in passing yards allowed last season. Former safeties Brandon Rowland and Shadarius Hopkins were in the top six in the Big South last season in tackles per game among defensive backs.

Big South Defensive POTW

Week 1.....Devin Mines, DB, Gardner-Webb
Week 2.....Da'Quan Grimes, LB, Monmouth

Big South Defensive FOTW

Week 1.....
Week 2.....

DEFENSIVE PLAYERS CAREER HIGHS IN A GAME

#5 J.D. SOSEBEE - LB

Tackles 13 at Savannah State (2018)
Solo 6, Three Times
Assisted 8 at Mississippi State (2017)
TFL 2.5 at Gardner-Webb (2017)
Sacks 1, Twice

#10 EDWARD KING - LB

Tackles 11 at Monmouth (2018)
Solo 8 at Monmouth (2018)
Assisted 5 at Mississippi State (2017)
TFL 0.5 at Mississippi State (2017)

#14 CRAIG JOHNSON - LB

Tackles 9 vs. Liberty (2017)
Solo 5 vs. Liberty (2017)
Assisted 4 vs. Liberty (2017)
TFL 1 vs. Monmouth (2017)

#16 HOMBRE KENNEDY - DB

Tackles 7 at Furman (2019)
Solo 4 at Furman (2019)
Assisted 3 at Furman (2019)

#20 EVAN CRUZ - DB

Tackles 5 at South Carolina (2019)
Solo 3 at South Carolina (2019)
Assisted 2, Twice
TFL 0.5 at Campbell (2018)
FR 1, Twice

#30 CODY CLINE - DB

Tackles 7, Twice
Solo 6 at Furman (2019)
Assisted 1 at Furman (2019)

#31 ANTON WILLIAMS - DE

Tackles 5 vs. MVSU (2017)
Solo 2 vs. Point (2017)
Assisted 4 vs. MVSU (2017)
TFL 1 vs. Point (2017)
Sacks 1 vs. Point (2017)

#33 NICK SALLEY - DE

Tackles 9, Twice
Solo 7 at Furman (2019)
Assisted 5 at The Citadel (2018)
TFL 3.0 at Furman (2019)
Sacks 1, Twice
FF 1 at Hampton (2018)
FR 1, Presbyterian (2018)

#38 KYLE SYVARTH - LB

Tackles 11, Kennesaw State (2018)
Solo 6 at Monmouth (2018)
Assisted 7, Kennesaw State (2018)
TFL 1.0, Twice
Pass Breakup 1 at Monmouth (2018)

#40 GARRETT SAYEGH - LB

Tackles 5, Gardner-Webb (2018)
Solo 4, Gardner-Webb (2018)
Assisted 3 at Florida (2018)
TFL 2.0, Gardner-Webb (2018)
Sacks 2.0, Gardner-Webb (2018)

#42 JAHID BEAMON - DL

Tackles 4, Twice
Solo 3, Virginia Lynchburg (2018)
Assisted 3, Kennesaw State (2018)
FR 1 at Monmouth (2018)

#43 JUSTIN MCINTIRE - LB

Tackles 8 at Furman (2019)
Solo 5 at South Carolina (2019)
Assisted 6 at Furman (2019)
TFL 0.5 at The Citadel (2018)
INT 1 vs. Gardner-Webb (2018)

#45 JON POHAHAU - DL

Tackles 5 vs. Kennesaw State (2018)
Solo 2, Twice
Assisted 5 vs. Kennesaw State (2018)
TFL 0.5, Twice
Pass Breakup 2 vs. Gardner-Webb (2018)

#90 SHAUNDRE MIMS - DL

Tackles 6 at Monmouth (2018)
Solo 5 at Monmouth (2018)
Assisted 2 vs. Presbyterian (2018)
TFL 2.0, Twice
Sacks 1.0 vs. Gardner-Webb (2018)
QB Hurries 2 vs. Gardner-Webb (2018)

#91 EISHAUN FUNNYE - DL

Tackles 4, Twice
Solo 2, Twice
Assisted 2, Five Times
TFL 0.5 vs. Kentucky State (2016)



SPECIAL PUNTER/HOLDER WATCH LISTS ABOUND

Since making the transition to punter in 2017, Kyle Reighard has dotted the CSU record books over the last few seasons. His ability to go for both distance, as well as placement has garnered several All-Conference accolades, as well as recognition this season to several preseason watch lists.

Reighard was one of three Big South nominees to be named to the inaugural FCS Punter of the Year award watchlist by The Augusta Sports Council. The council is also home to the Ray Guy Award which honors the nation's best FBS collegiate punter each season.

The redshirt senior captain also has started to gain campaign buzz for his inaugural "Frederick Holder of the Year" watch list to be given to the top FCS holder each season. This award is similar to the Pete Mortell award which is given annually to the top holder in FBS since the 2016 season.

REIGHARD 50-YARD PUNTS AT CSU

All Kyle Reighard does is boom the ball down the field. The rising redshirt junior lit a spark under the Buccaneers' special teams efforts last season as the Salem, Va. native led the Big South Conference by a wide margin of 0.7 yards per attempt in 2017.

An added element to CSU's punting game, Reighard paced the conference in punts over 50 yards and inside the 20 last season. He put 11 punts over 50 yards in 2017, and added seven more punts in the 2018 season showcasing his strong leg. He boasts 25 punts over 50 yards in his career.

PUNTS OVER 50+ YARDS (2019)

- 51 yardsat Furman, Aug. 31, 2019
- 52 yardsat Furman, Aug. 31, 2019
- 53 yardsat Furman, Aug. 31, 2019
- 50 yardsat Furman, Aug. 31, 2019
- 54 yards at South Carolina, Sept. 7, 2019
- 50 yards at South Carolina, Sept. 7, 2019
- 55 yards at South Carolina, Sept. 7, 2019

THE REIGHARD FILE

RANKED 4TH ALL-TIME IN
CSU RECORD BOOKS WITH

40.9

YARDS PER PUNT
IN 2018

BECAME THE FIRST PUNTER
SINCE 1997 TO AVERAGE

40.0+

YARDS PER PUNT
SINCE 1998

RANKED 2ND ALL-TIME IN
CSU RECORD BOOKS WITH

41.1

CAREER PUNTING
AVERAGE

REIGHARD CONNECTS

Rising redshirt senior Kyle Reighard dots the Big South Conference record books in a number of single season and career categories. The Salem, Va. native led the conference in punting average in the 2017 season on his way to earning First Team All-Conference recognition, including setting the Big South single game punting yard mark with 537 at Mississippi State.

Reighard in the Big South Records

Season Punting Average

2017 Led Big South with 41.4 yards per punt

Single Game Punts

- 1. 12 at Mississippi State, 2017
- 12 at Indiana, 2017

Single Game Punting Yards

- 1. 537 at Mississippi State, 2017
- 8. 462 at Indiana, 2017

Single Game Punting Average

- 3. 44.8 at Mississippi State, 2017

Reighard continues to pace the Bucs heading into the year earning Captain honors this season, in addition to preseason All-Conference Honorable Mention honors.

CAREER WATCH LIST

Reighard has a chance to finish as the Big South's all-time leader in punt average this season as the redshirt senior leads the way by nearly 0.6 yards per attempt in 100-149 punts. Reighard is one of two CSU punters to sit all-time among the Big South leaders joining Nick Ellis (8th, 35.6 ypk, 2003-07).

Career Punting Average (100-149 punts)

- 1. 41.1 Kyle Reighard, 2016-present
- 2. 40.5 Brett Norton, PC, 2015-17
- 3. 39.6 Mike Larsson, LIB, 2008-11
- 4. 39.6 Crimmin Hankinson, GWU, 2018-pres.
- 5. 38.8 Grant Bowden, LIB, 2012-13

SPEAKING OF POWER

Kyle Reighard is among the Big South's all-time leaders in yards per punt, and part of that is down to his prowess in getting the ball down field. He currently sits among the Big South leaders in 50-plus yards per punt.

Most Punts 50-plus Yards

- T-1. 29 Michael Hanna, GWU, 2005-08
- 29 Patrick Morgano, PC, 2009-12
- T-3. 28 Two Tied
- 5. 26 Trey Turner, LIB, 2014-17
- 6. 25 Kyle Reighard, 2016-present

CSU SPECIAL TEAMS BY THE NUMBERS

29

Paced by redshirt sophomore Kyle Reighard's strong leg, the Buccaneers' punt team was 29th in the NCAA in net punting in 2018. CSU was among the national leaders with an average of 37.21 yards per punt

12

Tyler Tekac finished the season with 12 field goals in the 2018, establishing a new CSU record in the process.

14

Charleston Southern blocked two punts in the 2018 season with the Bucs bursting through the blocking scheme to deflect attempts against both Campbell and The Citadel to sit 14th in FCS in the category.

25

The Bucs' punt return defense allowed an average of 5.62 yards per return over the 2018 season to finish 25th in the country in the category.

29

The Bucs' punt return unit averaged 10.95 yards per attempt on their way to finishing 29th in FCS in punt return yards per attempt.

94

CSU's punt unit allowed two blocked punts last season on their way to finishing 94th in the country in the category.

#95 | KYLE REIGHARD | P | R-SR. | 6-2 | 197 | SALEM, VA. | SALEM



- 2018 Big South Second Team All-Conference Punter
- 2018 Preseason Big South All-Conference Punter
- Oct. 8 & Nov. 12 Big South Special Teams Player of the Week
- Finished second in the Big South in punt average (40.9), third in total punts (66) and third in yards punted (2,698)
- Recorded 24 kickoffs, averaging 54.5 yards per attempt in the 2018 season with two touchbacks

CAREER HIGHS

Punts 12, at Mississippi St. (2017)
 Punt Average 46.8 at Savannah State (2018)
 Long Punt 57, at Indiana (2017)
 Punts Inside 20 3, Five Times
 Punts 50+ 4 at Furman (2019)

2019 PUNTING STATS

NO.	YDS	AVG	LG	TB	FC	I20	50+	BLK
13	588	45.2	55	3	2	1	7	0

#49 | ETHAN RAY | LS | R-JR. | 6-0 | 185 | BOILING SPRINGS, S.C. | BOILING SPRINGS



- 2018 Big South Second Team All-Conference long snapper
- 2018 Preseason All-Conference long snapper
- Averaged a 0.72 snap time in 2018
- Helped the Bucs' unit post snap-to-kick averages of 2.06
- Was responsible for six fair catch calls in special teams coverage
- Downed the ball inside the opponents' 10-yard line four times

CAREER HIGHS

#47 | ALEX USRY | K | R-SO. | 5-10 | 185 | MCDONOUGH, GA. | ELCA



- Took over as Charleston Southern's primary kickoff specialist in the 2018 season
- Recorded 22 kickoffs for 1,224 yards
- Averaged 55.6 yards per kickoff and posted three touchbacks
- Added solo tackles for the Bucs in kickoff coverage against both Hampton and Savannah State

2018 KICKOFF STATS

No.	Yds	Avg	TB	OB
22	1224	55.6	3	1

#98 | NATHANIEL TOOLE | PK | SO. | 5-10 | 170 | BARNWELL, S.C. | BARNWELL



- 2018 Big South Preseason All-Conference Honorable Mention
- Earned spot as Bucs' starting long snapper
- Part of punt unit that ranked sixth nationally in net punting

2019 FIELD GOAL STATS

FG	PCT.	01-19	20-29	30-39	40-49	50-99	LG	BLK

#1 | CHRISTIAN REID | RS | SO. | 6-0 | 171 | NEWMAN, GA. | EAST COWETA



- Lined up in four games for the Buccaneers, including earning his first collegiate start against Gardner-Webb
- Finished third on the team with 115 passing yards and an interception
- Went 10-of-26 through the air for a 38.5% completion percentage
- Made his collegiate debut with a completion for 14 yards and added two yards rushing against Presbyterian

CAREER HIGHS

Kick Returns
 KR Yards
 KR Avg
 KR Long
 Punt Returns
 PR Yards
 PR Avg
 PR Long

2018 PUNT RETURN STATS

No.	Yds	Avg	TD	Lng

2018 KICK RETURN STATS

No.	Yds	Avg	TD	Lng

CSU SPECIALISTS IN THE BIG SOUTH TEAM

Punt Returns.....	-5.0 (5th)
Kick Returns	19.0 (6th)
Punting Average	45.2 (1st)
Net Punting	37.4 (3rd)
Kickoff Coverage	38.2 (4th)
Opponent Punt Returns	10.50 (6th)
Field Goal Percentage.....	1.000 (T-1st)
Field Goals Made	1 (5th)
PAT Kicking	0.667 (T-7th)

INDIVIDUAL

Punting	45.2, Kyle Reighard (1st)
Field Goals Made	
Punt Return Average	
Kick Return Average	19.0, Geoffrey Wall (T-4th)
Total Punt Return Yards	-5.0, Geoffrey Wall (7th)
Total Kick Return Yards	76, Geoffrey Wall (4th)
Kick Return TD	
Punt Return TD	

Big South Special Teams POTW

Week 1.....Joe Gurley, P/K, North Alabama
 Week 2.....Matt Mosquera, PK, Monmouth

Big South Special Teams FOTW

Week 1.....Devron Harper, KR, Gardner-Webb
 Week 2.....



AUTRY DENSON

HEAD FOOTBALL COACH

FIRST SEASON AT CHARLESTON SOUTHERN
FIRST SEASON AS HEAD COACH



Charleston Southern Athletic Director Jeff Barber named Autry Denson Jr. the new head football coach in January 2019.

Denson becomes the fifth CSU head football coach in program history. He comes to the Buccaneers after coaching stops at Notre Dame, South Florida, Miami (Ohio), and Bethune-Cookman.

Denson comes to the Buccaneers after spending the last four seasons as the running backs coach at Notre Dame after taking on the role in 2015. His success in the role helped guide the Fighting Irish to the FBS College Football Playoffs and a berth at the Goodyear Cotton Bowl Classic.

The Fighting Irish combined for 2,695 rushing yards paced by senior running back Dexter Williams' team-high 995 rushing yards and 12 touchdowns. Overall, the rushing attack averaged 4.4 yards per carry.

2017 was another successful rushing year for the Fighting Irish paced by Josh Adams' 1,430 rushing yards, while Brandon Wimbush led the team with 14 touchdown carries. UND recorded 3,503 rushing yards on the season and was seventh in FBS in rushing offense with 269.3 yards per game.

Denson coached a Notre Dame running back group in 2016 that rushed for 10 TDs and 1,471 yards on 275 carries – good for a 5.35 yards per carry average. Helped Josh Adams lead the Irish in rushing in 2016 with 933 yards on 158 carries and five TDs. Adams is the fastest Notre Dame running back to reach 1,000 career rushing yards (16th career game) since Darius Walker accomplished the feat in his 14th Irish game in 2005. Adams closed the 2016 campaign with his eighth career 100-yard rushing game and a career-best 180 yards at rival Southern California.

In his first season with the Fighting Irish, Denson coached a Notre Dame running back group in 2015 that rushed for 18 TDs and 1,967 yards on 299 carries – good for a 6.58 yards per carry average. He mentored C.J. Prosise in 2015 – who rushed for 1,032 yards (18th 1,000-yard rushing season in school history) in his first season at the position. Prosise eclipsed the 1,000-yard rushing barrier faster than any Irish running back in school history with the exception of All-American Reggie Brooks in 1992 and was drafted in the third round of the 2016 NFL Draft by the Seattle Seahawks.

He also tutored Adams – who rushed for 835 yards in 2015 – best in freshmen school history. Adams ran for 168 yards at Stanford – topping the school's 40-year-old single-game freshman record. The Irish ran for a season-high 457 yards vs. UMass – the best rushing total by Notre Dame in 23 years. Notre Dame registered 299 yards on the ground vs. Stanford – the most by an opponent in Cardinal head coach David Shaw's five seasons (35 carries for an 8.5 per-carry average against nation's No. 22 rush defense).

The Irish averaged 207.6 rushing yards per game in 2015, including six games with

200+ yards (Texas, Virginia, Georgia Tech, UMass, USC, and Stanford). Notre Dame had only two 90+-yard rushes in the first 126 seasons of Irish football, yet matched that total in 2015 with a pair of 90+-yard TD runs (Adams 98, Prosise 91).

Denson returned to his alma mater following a brief stint as the running backs coach at the University of South Florida. He also spent one season as the running backs coach at Miami University (2014)

His first collegiate coaching stop came as the running backs coach at Bethune-Cookman University for three years (2011-13). He was a key member of a coaching staff that helped the Wildcats to a 10-3 record and Football Championship Series playoff berth in 2013.

Denson guided a Bethune-Cookman running back group that registered 2,179 rushing yards, 24 touchdowns, and a 5.4 yards-per-carry average. He mentored Isidore Jackson (828 rushing yards, 5.6 yards per carry, eight rushing TDs), Cary White (485, 5.1, eight) and Anthony Jordan (410, 5.0, five) – each of whom rushed for at least

■ HEAD COACHING RECORD

Year	School	Position	Record
2019	Charleston So.	Head Coach	First Season

■ COACHING CAREER

Year	School	Position
2010	Pope John Paul II	Head Coach (High School)
2011-13	Bethune-Cookman	Running Backs Coach
2014	Miami (Ohio)	Running Backs Coach
2015-18	Notre Dame	Running Backs Coach
2019	Charleston Southern	Head Coach

■ PROFESSIONAL PLAYING CAREER

Year	Team	Position
1999	Drafted by Tampa Bay	Round 7, Pick 233
1999	Tampa Bay Buccaneers	Running Back
1999-00	Miami Dolphins	Running Back
2001	Chicago Bears	Running Back
2002	Indianapolis Colts	Running Back
2004	Montreal Alouettes	Running Back

CHARLESTON SOUTHERN COORDINATORS



FELTON HUGGINS

OFFENSIVE COORD.
1ST SEASON AT CSU

Felton Huggins joined Autry Denson's staff at Charleston Southern in 2019 as the offensive coordinator and inside wide receivers coach. Huggins came to CSU after six years at LaGrange College in Georgia where he was the associate head coach, offensive coordinator, quarterbacks coach, and academic coordinator.

Huggins' offenses at LaGrange were often among the best in the USA South conference. In his six years with the team, the Panthers ranked top five in the conference in total offense all but one year and finished as high as second in 2017 when they averaged 408.6 yards per game.



ZANE VANCE

DEFENSIVE COORD.
3RD SEASON AT CSU

Zane Vance was hired as the Assistant Head Coach/Defensive Coordinator/Linebackers Coach in spring 2017. He was named the Co-Defensive Coordinator/Linebackers Coach in the spring of 2019.

Vance came to CSU after spending four seasons as the assistant head coach at New Mexico State. During his tenure with the Aggies, Vance served as special teams coordinator and defensive coordinator, while also working with defensive ends and linebackers.

Vance's second season with the Buccaneers featured another stout defensive effort that held opponents under 300 total offensive yards on six different occasions, including a 198-yard effort against Gardner-Webb. Six different defensive players earned All-Conference recognition in 2018, including All-Americans James Allen and Solomon Brown.



DAVID PADILLA

SPECIAL TEAMS
11TH SEASON AT CSU

David Padilla, a native of Oxnard, California, begins his 11th season with the Buccaneers, and fifth year coaching kickers/punters in 2019.

2018 was another banner year for the Charleston Southern special teams unit paced by the strong legs of placekicker Tyler Tekac and punter Kyle Reighard. Reighard and long snapper Ethan Ray both earned All-Conference recognition, while Tekac finished second all-time in CSU history with 211 career points. Tekac finished his career as CSU's all-time leader in made field goals (31). Reighard paced another strong unit that finished 29th in FCS in net punting (37.21).

2017 saw the Bucs special teams continue to earn national recognition led by sophomore First Team All-Conference punter Kyle Reighard pacing a unit that finished sixth in the FCS in net punting at 39.09 yards per attempt.

CSU STAFF ON FIELD

ZANE VANCE - DEFENSIVE COORDINATOR/LINEBACKERS
DAVID PADILLA - SPECIAL TEAMS COORDINATOR

JASON BROOKS - DEFENSIVE LINE

Jason Brooks joined Autry Denson's staff in 2019 as the defensive line coach. Brooks comes to CSU after a two-year stint at Colby College in Maine. Prior to his time at Colby, Brooks coached defensive backs and special teams at FIU. In his four years with the Panthers, Brooks' secondary helped FIU jump from 11th to 3rd in Conference USA in total defense between the 2013 and 2014 seasons.

GREG MOSS - DEFENSIVE BACKS

Greg Moss joined the Charleston Southern Football coaching staff in the fall of 2019 as the Buccaneers secondary coach. Moss joins the Bucs by way of Miami Carol City where he served as the Chiefs' defensive coordinator from 2017 and 2018. Prior to Carol City, Moss served as the defensive backs coach at Florida International University from 2015-16.

AARON COELING - OFFENSIVE LINE

Aaron Coeling joined Autry Denson's staff in 2019 as the offensive line coach. He comes to CSU after a two-year stint at Notre Dame as an offensive graduate assistant. The Fighting Irish went 22-4 in the two seasons Coeling was with the team. Notre Dame also had and even 10 NFL draft picks in those two years. Prior to ND, Coeling spent two years as a offensive graduate assistant at Miami University.

ARMANDO ALLEN - RUNNING BACKS

Armando Allen began his first year at Charleston Southern in 2019 as the running backs coach. Allen comes to CSU after a three-year stint with Texas Southern where he held the same position. During his first season at with the Tigers, running back Brad Woodard had a breakout campaign towards the later part of the season rushing for over 500 yards. Woodard finished in the top 10 of the SWAC in rushing yards and tallied 3 consecutive 100 yard rushing games.

KLAY KOESTER - QUARTERBACKS

Klay Koester joined the Charleston Southern coaching staff as the quarterbacks coach in the spring of 2019. Koester wrapped up his third season as the offensive coordinator at UVA-Wise this past fall. Under Koester's guidance, the Cavaliers averaged over 25 points per game while tallying over 340 yards of offense per game.

ANTWAN TOOMER - OUTSIDE WIDE RECEIVERS

Antwan Toomer joined the Charleston Southern football coaching staff in the spring of 2019 as the Outside Wide Receivers Coach. Toomer joined the Buccaneers after a high school teaching and coaching career (2010-2019) that included stops at North Paulding HS, Sprayberry HS (twice), Camden County HS, Cartersville HS (State Champion) and Jones County HS (alma mater).

DREW STENGEL - OFFENSIVE ASSISTANT

MIKE MARANGELLI - GRADUATE ASSISTANT (OPERATIONS/EQUIPMENT)

CSU STAFF IN COACHES BOOTH

- OFFENSIVE COORDINATOR - FELTON HUGGINS**
- OFFENSIVE ASSISTANT - TRAVIS PALMER**
- OFFENSIVE STUDENT ASSISTANT - ROY HYMAN**
- DEFENSIVE STUDENT ASSISTANT - JONATHAN GLOVER**
- GRADUATE ASSISTANT (DEFENSE) - JORDAN GRIFFIN**
- GRADUATE ASSISTANT (FOOTBALL OPS and VIDEO) - JOSH RODGERS**

CHARLESTON SOUTHERN BUCCANEERS (5-6, 3-2 Big South)

2018 SEASON REVIEW



BUCCANEER STAT LEADERS

RUSHING	Terrence Wilson	87 Carries, 540 yards, 6 TDs, Long of 68 yards
PASSING	London Johnson	55-122, 554 Yards, 4 TD/6 INT, 61.6 YPG
RECEIVING	Kenny Dinkins	17 Rec, 227 Yards, 1 TD, 25.2 YPG, Long of 65 yards
DEFENSIVE	Solomon Brown	88 Tackles, 2 sacks, 17.0 TFL, 1 FF, 1 FR, 4 QB hurry

Charleston Southern was picked third overall in the Big South Conference preseason poll, it was announced at the league's annual Football Media Day. The Bucs received six second-place votes, nine third-place votes, and three fourth-place selections to receive 75 total points in the poll conducted by the league's head coaches and a media panel.

Ten Charleston Southern players were named to the 2018 Big South Football Preseason All-Conference team with seven players earning All-Conference recognition, while three others were honored on the Honorable Mention squad. Senior defensive linemen Johnny Robinson and Solomon Brown, senior defensive back Shadarius Hopkins, senior punt returner Taz Lindsey, and juniors Kameron Brown (wide receiver), J.D. Sosebee (linebacker), and Kyle Reighard (punter) were all recognized on the Big South All-Conference team. Senior defensive back Brandon Rowland, senior placekicker Tyler Tekac, and sophomore Ethan Ray were honored on the Big South Honorable Mention squad.

The Bucs started off the 2019 season slow with a tough loss to SEC foe Florida. CSU's running game had marked success against the Gators in the game with Ronnie Harris busting loose for a 71-yard carry midway through the first half. Terrence Wilson found the end zone for the first time for CSU in the second half against UF with a 22-yard touchdown carry. Another tough loss came at home two weeks later against Elon as the Phoenix rattled off 21 consecutive second-half points to top the Bucs at Buccaneer Field.

The Bucs rebounded the following week on the road as CSU forced five turnovers to top the Hampton Pirates. In a matchup against future Big South opponents, James Allen returned an interception and a kickoff for scores, while London Johnson connected on a pair of touchdown

passes on their way to coasting to their first win of the season.












October started with a road loss to Savannah State as the Bucs were unable to overcome a pair of first-half turnovers in the 23-3 loss. Jack Chambers made his starting debut the following week at home against Virginia Lynchburg as the redshirt freshman ran for 112 yards and connected on touchdown passes to Kenny Dinkins and Garris Schwarting in the win against the Dragons. CSU followed up with a defensive and special teams score against Presbyterian on the Big South opener. CSU recorded a program-record five fumbles in the win over the Blue Hose.

James Allen recorded a program-record 100-yard interception return against Kennesaw State to highlight the Bucs' loss against the Owls. The Bucs were unable to recapture their momentum the following week at Monmouth as the Hawks scored the first 27 points of the game on their way to winning their second straight over CSU.

CSU closed out the 2018 Big South slate with back-to-back wins over Gardner-Webb and Campbell. Christian Reid made his starting debut in the win over the Runnin' Bulldogs, while Allen had three interceptions, including a 52-yard pick-six in CSU's win over the Fighting Camels. In the series finale against The Citadel, the Bulldogs overcame a career-effort by Solomon Brown (5.5 TFL) to top the Bucs in the Lowcountry showdown.

The Bucs wrapped up the 2018 season putting 10 players on the postseason All-Conference team, headlined by All-American selections James Allen and Solomon Brown. Linebacker J.D. Sosebee and defensive tackle Johnny Robinson garnered First Team All-Conference honors.

2018 SCHEDULE & RESULTS

DATE	OPPONENT	SITE	TV	RESULT	NOTES
Sept. 1	 at FLORIDA	GAINESVILLE, FLA. BEN HILL GRIFFIN STADIUM	SEC NETWORK	L, 53-6	Feleipe Franks connected on five first half touchdowns to pace host Florida past the Buccaneers, 53-6, on Saturday night in the 2018 season opener.
Sept. 22	 ELON	CHARLESTON, S.C. BUCCANEER FIELD	ESPN+	L, 31-22	No. 12 Elon rattled off 21 consecutive points in the second half to hold off Charleston Southern.
Sept. 29	 at HAMPTON	HAMPTON, VA. ARMSTRONG STADIUM	ESPN+	W, 48-14	Bucs seize control with a 35-14 first half behind a pair of James Allen touchdowns (kickoff/interception) and CSU forces five turnovers in first win of the season.
Oct. 6	 AT SAVANNAH STATE	SAVANNAH, GA. WRIGHT STADIUM	ESPN3	L, 23-3	SSU took advantage of a pair of Charleston Southern first half turnovers to take the win over the Bucs at Wright Stadium.
Oct. 13	 VIRGINIA UNIV. OF LYNCHBURG	CHARLESTON, S.C. BUCCANEER FIELD	ESPN+	W, 58-6	Jack Chambers capitalized on his first start finishing with 267 total yards and a trio of touchdowns to lead Charleston Southern past Virginia Lynchburg.
Oct. 20	 PRESBYTERIAN	CHARLESTON, S.C. BUCCANEER FIELD	ESPN+	W, 41-7	Charleston Southern rode a strong defensive performance to open Big South play with a resounding 41-7 win over Presbyterian.
Oct. 27	 KENNESAW STATE	CHARLESTON, S.C. BUCCANEER FIELD	ESPN+	L, 38-10	Charleston Southern was unable to keep pace with No. 2/2 Kennesaw State despite a James Allen 100-yard interception return for touchdown.
Nov. 3	 AT MONMOUTH	WEST LONG BRANCH, N.J. KESSLER FIELD	ESPN+	L, 37-3	The Hawks scored the first 27 points of the game and recorded 450 total offensive yards in the contest in their second consecutive win over the Buccaneers.
Nov. 10	 GARDNER-WEBB*	CHARLESTON, S.C. BUCCANEER FIELD	ESPN+	W, 16-0	A dominant defensive effort and strong play from freshman quarterback Christian Reid paced Charleston Southern past visiting Gardner-Webb on Senior Day.
Nov. 17	 at CAMPBELL*	BUIES CREEK, N.C. BARKER-LANE STADIUM	ESPN+	W, 12-7	James Allen tied a CSU single game record with three interceptions, one of which he returned 52-yards for a touchdown, as the Buccaneers topped host Campbell.
Nov. 29	 at THE CITADEL*	CHARLESTON, S.C. JOHNSON HAGOOD STADIUM	ESPN3	L, 43-14	The Citadel scored five first-half touchdowns to offset a career performance by CSU's Solomon Brown as the Buccaneers fell in the season finale at Johnson Hagood

*CONFERENCE % POST-SEASON BOLD: HOME TEAM

2019 STATISTICS

TEAM STATISTICS

	CSU	OPP
SCORING	23	118
Points Per Game	11.5	59.0
Points Off Turnovers	0	23
FIRST DOWNS	32	56
Rushing	12	31
Passing	18	20
Penalty	2	5
RUSHING YARDAGE	257	862
Yards gained rushing	307	872
Yards lost rushing	50	10
Rushing Attempts	63	78
Average Per Rush	4.1	11.1
Average Per Game	128.5	431.0
TDs Rushing	2	13
PASSING YARDAGE	387	422
Comp-Att-Int	44-72-3	42-54-1
Average Per Pass	5.4	7.8
Average Per Catch	8.8	10.0
Average Per Game	193.5	211.0
TDs Passing	1	3
TOTAL OFFENSE	644	1284
Total Plays	135	132
Average Per Play	4.8	9.7
Average Per Game	322.0	642.0
KICK RETURNS: #-Yards	4-76	5-15
PUNT RETURNS: #-Yards	2-10	4-42
INT RETURNS: #-Yards	1-1	3-6
KICK RETURN AVERAGE	19.0	-3.0
PUNT RETURN AVERAGE	-5.0	10.5
INT RETURN AVERAGE	1.0	2.0
FUMBLES-LOST	2-1	1-1
PENALTIES-Yards	11-81	7-77
Average Per Game	40.5	38.5
PUNTS-Yards	13-588	4-180
Average Per Punt	45.2	45.0
Net punt average	37.4	42.5
KICKOFFS-Yards	6-214	20-1264
Average Per Kick	35.7	63.2
Net kick average	38.2	40.7
TIME OF POSSESSION/Game	30:58	29:02
3RD-DOWN Conversions	11/31	10/19
3rd-Down Pct	35%	53%
4TH-DOWN Conversions	0/3	2/2
4th-Down Pct	0%	100%
SACKS BY-Yards	1-6	6-23
MISC YARDS	0	0
TOUCHDOWNS SCORED	3	16
FIELD GOALS-ATTEMPTS	1-1	2-2
ON-SIDE KICKS	0-0	0-0
RED-ZONE SCORES	(2-4) 50%	(10-10) 100%
RED-ZONE TOUCHDOWNS	(2-4) 50%	(10-10) 100%
PAT-ATTEMPTS	(2-3) 67%	(14-15) 93%
ATTENDANCE	0	76844
Games/Avg Per Game	0/0	2/38422
Neutral Site Games		0/0

SCORE BY QUARTERS

	1st	2nd	3rd	4th	Total
CHARLESTON SO.	3	6	7	7	23
OPPONENTS	35	33	15	35	118

RUSHING

Name	GP	Att	Gain	Loss	Net	Avg	TD	Lng	Avg/G
HARRIS, Ronnie	2	20	123	8	115	5.8	0	44	57.5
WILSON, Terrence	2	11	76	8	68	6.2	1	52	34.0
EARL, Jonathan	2	10	35	1	34	3.4	0	8	17.0
CHAMBERS, Jack	2	17	60	31	29	1.7	1	17	14.5
REID, Christian	2	1	9	0	9	9.0	0	9	4.5
BELL, Kendrick	2	1	2	0	2	2.0	0	2	1.0
MELVIN, Markus	1	1	1	0	1	1.0	0	1	1.0
MALMGREN, Ross	1	1	1	0	1	1.0	0	1	1.0
TEAM	2	1	0	2	-2	-2.0	0	0	-1.0
Total	2	63	307	50	257	4.1	2	52	128.5
Opponents	2	78	872	10	862	11.1	13	75	431.0

PASSING

Name	GP	Effic	C-A-I	Pct	Yds	TD	Lng	Avg/G
CHAMBERS, Jack	2	97.95	32-55-2	58.2	308	0	22	154.0
MALMGREN, Ross	1	159.75	11-13-0	84.6	77	1	32	77.0
REID, Christian	2	-27.73	1-3-1	33.3	2	0	2	1.0
TEAM	2	0.00	0-1-0	0.0	0	0	0	0.0
Total	2	102.51	44-72-3	61.1	387	1	32	193.5
Opponents	2	158.05	42-54-1	77.8	422	3	60	211.0

RECEIVING

Name	GP	Rec	Yds	Avg	TD	Long	Avg/G
WALL, Geoffrey	2	10	99	9.9	0	22	49.5
BROWN, Kameron	2	4	49	12.2	0	20	24.5
WILLIAMS, Jaquan	2	4	46	11.5	1	32	23.0
WILSON, Terrence	2	4	31	7.8	0	20	15.5
DUNBAR, Jamari	2	3	22	7.3	0	15	11.0
JONES, Demetrius	2	3	21	7.0	0	10	10.5
HARRIS, Ronnie	2	3	19	6.3	0	18	9.5
STEPHENS, Isaiah	1	3	13	4.3	0	6	13.0
SCHWARTING, Garris	1	2	34	17.0	0	17	34.0
REID, Christian	2	2	13	6.5	0	7	6.5
CHATMON, Kaleb	2	2	9	4.5	0	6	4.5
ROSS, Isaac	2	2	7	3.5	0	5	3.5
EARL, Jonathan	2	1	19	19.0	0	19	9.5
CABALLERO, Quinn	2	1	5	5.0	0	5	2.5
Total	2	44	387	8.8	1	32	193.5
Opponents	2	42	422	10.0	3	60	211.0

INTERCEPTIONS

Name	Int	Yds	Avg	TD	Long
MONTGOMERY, Tavian	1	1	1.0	0	1
Total	1	1	1.0	0	1
Opponents	3	6	2.0	0	3

PUNT RETURNS

Name	No	Yds	Avg	TD	Long
WALL, Geoffrey	2	-10	-5.0	0	0
Total	2	-10	-5.0	0	0
Opponents	4	42	10.5	0	22

KICK RETURNS

Name	No	Yds	Avg	TD	Long
WALL, Geoffrey	4	76	19.0	0	26
Total	4	76	19.0	0	26
Opponents	5	-15	-3.0	0	21

2019 CHARLESTON SOUTHERN FOOTBALL

GAME 3 | NORTH CAROLINA A&T

FUMBLE RETURNS

Name	No.	Yds	Avg	TD	Long
Total	0	0	0.0	0	0
Opponents	0	0	0.0	0	0

FIELD GOAL SEQUENCE GAME BY GAME

FG SEQUENCE	Charleston So.	OPPONENTS
Furman	-	(39)
South Carolina	(41)	(47)

Numbers in (parentheses) indicate field goal was made

PUNTING

Name	Punts	Yds	Avg	Lg	TB	FC	I20	50+	Blkd
REIGHARD, Kyle	13	588	45.2	55	3	2	1	7	0
Total	13	588	45.2	55	3	2	1	7	0
Opponents	4	180	45.0	52	1	0	2	2	0

KICKOFFS

Name	KO	Yds	Avg	TB	OB	Ret	Net Yd	Ln
TOOLE, Nathaniel	6	214	35.7	0	0			
Total	6	214	35.7	0	0	-15	38.2	26
Opponents	20	1264	63.2	15	1	76	40.7	24

FIELD GOALS

Field Goal Sequence by Player

Name	FGM-FGA	Pct	1-19	20-29	30-39	40-49	50+	Lg	Blk
BRADDOCK, Miller	1-1	100.0	0-0	0-0	0-0	1-1	0-0	41	0

2019 RED ZONE STATS

CHARLESTON SO. INSIDE OPPONENT RED-ZONE

Date	Opponent	Score	Times In RZ	Times Scored	Total Pts	TDs	Rush TDs	Pass TDs	FGs Made	FGA	Downs	Failed to score inside RZ			
												Int	Fumb	Half	Game
Aug. 31	at Furman	L, 13-46	2	1	7	1	1	0	0	0	0	0	1	0	0
Sept. 7	at South Carolina	L, 10-72	2	1	7	1	0	1	0	0	1	0	0	0	0
Totals			4	2	14	2	1	1	0	0	1	0	1	0	0
			2 of 4 (50.0%)												

OPPONENTS INSIDE CHARLESTON SO. RED-ZONE

Date	Opponent	Score	Times In RZ	Times Scored	Total Pts	TDs	Rush TDs	Pass TDs	FGs Made	FGA	Downs	Failed to score inside RZ			
												Int	Fumb	Half	Game
Aug. 31	at Furman	L, 13-46	4	4	29	4	3	1	0	0	0	0	0	0	0
Sept. 7	at South Carolina	L, 10-72	6	6	41	6	5	1	0	0	0	0	0	0	0
Totals			10	10	70	10	8	2	0	0	0	0	0	0	0
			10 of 10 (100.0%)												

2019 CHARLESTON SOUTHERN FOOTBALL

GAME 3 | NORTH CAROLINA AGT

SCORING

NAME	TD	FGs	PATs			Pass	DXP	Saf	Points
			Kick	Rush	Rcv				
WILSON, Terrence	1	0-0	0-0	0-0	0	0-0	0	0	6
CHAMBERS, Jack	1	0-0	0-0	0-0	0	0-0	0	0	6
WILLIAMS, Jaquan	1	0-0	0-0	0-0	0	0-0	0	0	6
BRADDOCK, Miller	0	1-1	1-1	0-0	0	0-0	0	0	4
TOOLE, Nathaniel	0	0-0	1-2	0-0	0	0-0	0	0	1
Total	3	1-1	2-3	0-0	0	0-0	0	0	23
Opponents	16	2-2	14-15	0-0	1	1-1	0	0	118

ALL-PURPOSE

NAME	G	Rush	Rec	PR	KOR	IR	Tot	Avg/G
WALL, Geoffrey	2	0	99	-10	76	0	165	82.5
HARRIS, Ronnie	2	115	19	0	0	0	134	67.0
WILSON, Terrence	2	68	31	0	0	0	99	49.5
EARL, Jonathan	2	34	19	0	0	0	53	26.5
BROWN, Kameron	2	0	49	0	0	0	49	24.5
WILLIAMS, Jaquan	2	0	46	0	0	0	46	23.0
SCHWARTING, Garris	1	0	34	0	0	0	34	34.0
CHAMBERS, Jack	2	29	0	0	0	0	29	14.5
REID, Christian	2	9	13	0	0	0	22	11.0
DUNBAR, Jamari	2	0	22	0	0	0	22	11.0
JONES, Demetrius	2	0	21	0	0	0	21	10.5
STEPHENS, Isaiah	1	0	13	0	0	0	13	13.0
CHATMON, Kaleb	2	0	9	0	0	0	9	4.5
ROSS, Isaac	2	0	7	0	0	0	7	3.5
CABALLERO, Quinn	2	0	5	0	0	0	5	2.5
BELL, Kendrick	2	2	0	0	0	0	2	1.0
MONTGOMERY, Tavian	2	0	0	0	0	1	1	0.5
MALMGREN, Ross	1	1	0	0	0	0	1	1.0
MELVIN, Markus	1	1	0	0	0	0	1	1.0
TEAM	2	-2	0	0	0	0	-2	-1.0
Total	2	257	387	-10	76	1	711	355.5
Opponents	2	862	422	42	-15	6	1317	658.5

TOTAL OFFENSE

NAME	G	Plays	Rush	Pass	Total	Avg/G
CHAMBERS, Jack	2	72	29	308	337	168.5
HARRIS, Ronnie	2	20	115	0	115	57.5
MALMGREN, Ross	1	14	1	77	78	78.0
WILSON, Terrence	2	11	68	0	68	34.0
EARL, Jonathan	2	10	34	0	34	17.0
REID, Christian	2	4	9	2	11	5.5
BELL, Kendrick	2	1	2	0	2	1.0
MELVIN, Markus	1	1	1	0	1	1.0
TEAM	2	2	-2	0	-2	-1.0
Total	2	135	257	387	644	322.0
Opponents	2	132	862	422	1284	642.0

FUMBLES-LOST

NAME	No. Lost
EARL, J. RB	1-0
CHAMBERS, J. QB	1-1

CHARLESTON SOUTHERN GIVEAWAY/TAKEAWAY

Game	Giveaway			Takeaway				Game	Giveaway			Takeaway			
	Fum	Int	Tot	Fum	Int	Tot	Dif		Fum	Int	Tot	Fum	Int	Tot	Dif
at Furman	1	-	1	-	-	-	-1	at North Alabama							
at South Carolina	-	3	3	1	1	1	-1	Monmouth							
North Carolina AGT								at Gardner-Webb							
at The Citadel								Hampton							
Savannah State								at Presbyterian							
at Kennesaw State								Campbell							

DEFENSIVE STATISTICAL LEADERS

No.	Player	GP-GS	ST	AT	TT	TFL	Sacks	Int	PBU	QBH	Fr-Yds	FF	Blk	Saf
43	MCINTIRE, Justin	2	7	7	14	1-0	.	.	.
33	SALLEY, Nick	2	11	3	14	3.0-10	1.0-6
30	CLINE, Cody	2	10	3	13	.	.	.	1
16	KENNEDY, Hombre	2	6	5	11
38	SVVARTH, Kyle	2	4	6	10
10	KING, Edward	2	5	4	9
5	SOSEBEE, J.D.	2	5	4	9	1	.	.
6	STANLEY, Jarrod	2	5	2	7
90	MIMS, Shaundre	2	2	4	6
14	JOHNSON, Craig	2	4	1	5	1
20	CRUZ, Evan	2	3	2	5
27	HAYDEN, Zach	2	2	2	4
91	FUNNYE, Eishaun	2	2	2	4
25	COOK, Lawson	1	1	2	3
40	SAYEGH, Garrett	2	2	1	3
41	RICE III, Jerome	2	.	2	2
18	CARR, Jordan	1	1	1	2
45	POHAHAU, Jon	2	1	1	2
48	JACKSON, Dwayne	2	1	1	2
1C	MONTGOMERY, Tavian	2	1	1	2	.	.	1-1	1
23	BELL, Kendrick	2	1	1	2
49	RAY, Ethan	2	1	.	1
11	BROWN, Kameron	2	1	.	1
9	CHIARMONTE, John	2	1	.	1	1
52	SNIPES, Ja'Courtney	1	.	1	1
81	JONES, Demetrius	2	1	.	1
8	CHAMBERS, Jack	2	.	1	1
15	SCOTT, Qua-Vonn	2	1	.	1
42	BEAMON, Jahid	2	.	1	1
Total		2	79	58	137	3-10	1-6	1-1	2	2	1-0	1	.	.
Opponents		2	72	64	136	16.0-43	6-23	3-6	7	6	1-0	1	.	.

BUCCANEERS ON OPENING OFFENSIVE DRIVES

Game	1st Half	2nd Half
at Furman	Punt	Touchdown
at South Carolina	Punt	Interception

BUCCANEERS ON OPENING DEFENSIVE SERIES

Game	1st Half	2nd Half
at Furman	Punt	Touchdown
at South Carolina	Touchdown	Touchdown

OFFENSIVE GAME-BY-GAME

PASSING

#8 CHAMBERS, J.	Att	Comp	Int	Pct	Yards	TD	Long	Sack	Yds	Effic
Furman	25	18	0	72.0	192	0	22	5	17	136.5
South Carolina	30	14	2	46.7	116	0	20	1	6	65.8
TOTALS	55	32	2	58.2	308	0	22	6	23	97.9

#5Q MALMGREN, R.	Att	Comp	Int	Pct	Yards	TD	Long	Sack	Yds	Effic
South Carolina	13	11	0	84.6	77	1	32	0	0	159.8
TOTALS	13	11	0	84.6	77	1	32	0	0	159.8

#1 REID, C.	Att	Comp	Int	Pct	Yards	TD	Long	Sack	Yds	Effic
South Carolina	3	1	1	33.3	2	0	2	0	0	-27.7
TOTALS	3	1	1	33.3	2	0	2	0	0	-27.7

RUSHING

RUSHING	No-Yds/TD	FUR	SC
HARRIS, R. RB	20-115/0	12-62/0	8-53/0
WILSON, T. RB	11-68/1	7-69/1	4--1/0
EARL, J. RB	10-34/0	5-19/0	5-15/0
CHAMBERS, J. QB	17-29/1	13-24/1	4-5/0
REID, C. QB	1-9/0	1-9/0	-
BELL, K. RB	1-2/0	1-2/0	-
MALMGREN, R. QB	1-1/0	DNP	1-1/0
MELVIN, M. RB	1-1/0	DNP	1-1/0
TEAM	1-(-2)/0	-	1-(-2)/0

RECEIVING

RECEIVING	No-Yds/TD	FUR	SC
WALL, G. WR	10-99/0	7-80/0	3-19/0
BROWN, K. WR	4-49/0	3-29/0	1-20/0
WILLIAMS, J. WR	4-46/1	1-1/0	3-45/1
SCHWARTING, G. WR	2-34/0	2-34/0	DNP
WILSON, T. RB	4-31/0	-	4-31/0
DUNBAR, J. RB	3-22/0	2-20/0	1-2/0
JONES, D. WR	3-21/0	1-7/0	2-14/0
EARL, J. RB	1-19/0	1-19/0	-
HARRIS, R. RB	3-19/0	1-2/0	2-17/0
STEPHENS, I. WR	3-13/0	DNP	3-13/0
REID, C. QB	2-13/0	-	2-13/0
CHATMON, K. WR	2-9/0	-	2-9/0
ROSS, I. WR	2-7/0	-	2-7/0
CABALLERO, Q. WR	1-5/0	-	1-5/0

DEFENSIVE GAME-BY-GAME

TOTAL TACKLES

TOTAL TACKLES	UA-A	TOT	FUR	SC
SALLEY, N. DL	11-3	14	7-2	4-1
MCINTIRE, J. LB	7-7	14	2-6	5-1
CLINE, C. DB	10-3	13	6-1	4-2
KENNEDY, H. DB	6-5	11	4-3	2-2
SVARTH, K. LB	4-6	10	2-4	2-2
SOSEBEE, J. LB	5-4	9	1-2	4-2
KING, E. LB	5-4	9	1-2	4-2
STANLEY, J. DB	5-2	7	2-2	3-0
MIMS, S. DL	2-4	6	0-2	2-2
CRUZ, E. DB	3-2	5	-	3-2
JOHNSON, C.	4-1	5	2-0	2-1
HAYDEN, Z. DB	2-2	4	0-2	2-0
FUNNYE, E. DL	2-2	4	2-2	-
COOK, L. DB	1-2	3	DNP	1-2
SAVEGH, G. LB	2-1	3	1-1	1-0
RICE III, J. LB	0-2	2	-	0-2
CARR, J. DB	1-1	2	DNP	1-1
POHAHAU, J. DL	1-1	2	-	1-1
JACKSON, D. LB	1-1	2	0-1	1-0
MONTGOMERY, T. DB	1-1	2	-	1-1
BELL, K. 1-1	2	-	1-1	-
CHAMBERS, J.	0-1	1	0-1	-
RAY, E. 1-0	1	1-0	-	-
SNIPES, J. DL	0-1	1	0-1	DNP
BROWN, K.	1-0	1	-	1-0
BEAMON, J. DL	0-1	1	-	0-1
SCOTT, Q.	1-0	1	-	1-0
JONES, D.	1-0	1	-	1-0
CHIARAMONTE, J. DL	1-0	1	1-0	-

SACKS

SACKS	UA-A	TOT	FUR	SC
SALLEY, N. DL	1-0	1.0	1.0-6	-

TACKLES FOR LOSS

TACKLES FOR LOSS	UA-A	TOT	FUR	SC
SALLEY, N. DL	3-0	3.0	3.0-10	-

SPECIAL TEAMS GAME-BY-GAME

PUNT RETURNS

PUNT RETURNS	No-Yds	FUR	SC
WALL, G.	2-(-10)	2-(-10)	-

KICK RETURNS

KICK RETURNS	No-Yds	FUR	SC
WALL, G.	4-76	2-51	2-25

MISCELLANEOUS STATS

3RD-DOWN CONVERSIONS

Date	Opponent	Score	Overall	1st Qtr	2nd Qtr	3rd Qtr	4th Qtr	OT
Aug. 31	at Furman	L, 13-46	5-14 35.7%	0-2 0.0%	2-5 40.0%	2-2 100.0%	1-5 20.0%	
Sep 07	at South Carolina	L	10-726-1735.3%	0-40.0%0-4	0.0%3-560.0%	3-475.0%		
	Charleston Southern		11-3135.5%	0-60.0%2-9	22.2%5-771.4%	4-944.4%0-0	0.0%	
	Opponents		10-1952.6%	1-250.0%2-7	28.6%6-785.7%	1-333.3%0-0	0.0%	

4TH-DOWN CONVERSIONS

Date	Opponent	Score	Overall	1st Qtr	2nd Qtr	3rd Qtr	4th Qtr	OT
Aug. 31	at Furman	L, 13-46	0-1 0.0%	0-0 0.0%	0-0 0.0%	0-0 0.0%	0-1 0.0%	
Sept. 7	at South Carolina	L, 10-72	0-2 0.0%	0-0 0.0%	0-1 0.0%	0-1 0.0%	0-0 0.0%	
	Charleston Southern		0-3 0.0%	0-0 0.0%	0-1 0.0%	0-1 0.0%	0-1 0.0%	0-0 0.0%
	Opponents		2-2 100.0%	0-0 0.0%	1-1 100.0%	0-0 0.0%	1-1 100.0%	0-0 0.0%

TIME OF POSSESSION

Date	Opponent	Score	Overall	1st Qtr	2nd Qtr	3rd Qtr	4th Qtr	OT Qtr
Aug. 31	at Furman	L, 13-46	27:59	5:22	5:59	6:38	10:00	
Sept. 7	at South Carolina	L, 10-72	33:56	6:45	6:24	9:12	11:35	
	Charleston Southern	Total	61:55	12:07	12:23	15:50	21:35	0:00
		Avg.	30:57	6:03	6:11	7:55	10:47	0:00
	Opponents	Total	58:05	17:53	17:37	14:10	8:25	0:00
		Avg.	29:02	8:56	8:48	7:05	4:12	0:00

STARTING EXPERIENCE RETURNING

OFFENSE	'16	'17	'18	'19	Tot	Strk
Kameron Brown	9	7	2	1	19	-
Quinn Caballero					1	1
Jack Chambers			1	2	3	2
Jamari Dunbar			1	1	2	-
Zack Evans	5	1	10	2	18	12
Stephen Haralambis	5	10	8	2	25	6
Ronnie Harris	1	6	8	2	17	2
Travay Hatten	1	2	2	-	5	-
Daviyon McDaniel				2	2	2
JT Melton				2	2	2
Preston Nichols				2	2	2
Christian Reid			1	1	2	1
Qua-Von Scott	1	3	-	-	4	-
Garris Schwarting			2	1	3	-
Isaiah Stephens				1	1	1
Geoffrey Wall		3	3	1	7	1
Jaquan Williams				1	1	-
Terrence Wilson		2	10	-	12	-

DEFENSE	'16	'17	'18	'19	Tot	Strk
Jahid Beamon			3	2	5	2
Cody Cline				2	2	2
Evan Cruz				2	2	2
Eishaun Funnye				1	1	-
Craig Johnson		2	6	-	8	-
Hombre Kennedy				2	2	2
Edward King			10	1	11	1
Justin McIntire				2	2	2
Shaundre Mims			1	2	3	2
Jon Pohahau			8	1	9	1
Jerome Rice III				1	1	-
Nick Salley				2	2	2
J.D. Sosebee	5	11	8	1	25	1
Jarrod Stanley				2	2	2
Kyle Syvarth			3	1	4	-

SPECIAL TEAMS	'16	'17	'18	'19	Tot	Strk
Kyle Reighard		11	10	2	23	23
Ethan Ray		11	10	2	23	23
Alex Usry			6		6	-

2019 TEAM TOTALS

TEAM TOTALS GAME-BY-GAME

	Score	1st Downs	Rushing (No-Yds-TD)	Passing (C-A-I-Yds-TD)	Total Offense (Ply-Yds)	Punts No-Avg	Fumbles No-Lost	Penalties No-Yds	KO Ret. No-Yds	Punt Ret. No-Yds	Int. Ret. No-Yds	3rd-Dn Convs.	Time of Poss.
CHARLESTON SO.	13	18	39-185-2	18-26-0-192-0	65-377	7-46.9	2-1	9-67	2-25.5	2-[-10]	-	5-of-14	27:59
at Furman	46	27	40-369-5	17-23-0-140-1	63-509	4-45.0	0-0	4-42	3-20.0	2-18	-	6-of-12	32:01
CHARLESTON SO.	10	14	24-72-0	26-46-3-195-1	70-267	6-43.3	0-0	2-14	2-12.5	0-0	1-1	6-of-17	33:56
at South Carolina	72	29	38-493-0	25-31-1-282-2	69-775	0-0	1-1	3-35	2.5.5	2-12.0	3-6	4-of-7	26:04

STARTING LINEUPS

Offense	WR	LT	LG	C	RG	RT	WR	WR	QB	RB	RB/WR/TE	PK	P
at Furman	J. Williams	McDaniel	Evans	Melton	Haralambis	Nichols	K. Brown	Schwarting	Chambers	Dunbar	Harris	Toole	Reighard
at South Carolina	Caballero	McDaniel	Evans	Melton	Haralambis	Nichols	Wall	Reid	Chambers	Harris	Stephens	Braddock	Reighard
Defense	DE	DT	NT	BUC	LB	LB	LB	CB	CB	SS	FS	KO	
at Furman	Mims	Funnye	Beamon	Salley	Rice III	Syvarth	McIntire	Cruz	Stanley	Kennedy	Cline	Toole	
at South Carolina	Mims	Pohahau	Beamon	Salley	Sosebee	King	McIntire	Cruz	Stanley	Kennedy	Cline	Toole	

■ PARTICIPATION

#	Name	GP/GS	FUR	SC
42	BEAMON, J.	2/2	START	START
23	BELL, K.	2/-	XXX	XXX
97	BRADDOCK, M.	1/-	...	XXX
11	BROWN, K.	2/1	START	XXX
80	CABALLERO, Q.	2/1	XXX	START
18	CARR, J.	1/-	...	XXX
8	CHAMBERS, J.	2/2	START	START
19	CHATMON, K.	2/-	XXX	XXX
9	CHIARAMONTE, J.	2/-	XXX	XXX
30	CLINE, C.	2/2	START	START
25	COOK, L.	1/-	...	XXX
20	CRUZ, E.	2/2	START	START
22	DUNBAR, J.	2/1	START	XXX
7	EARL, J.	2/-	XXX	XXX
78	EVANS, Z.	2/2	START	START
36	FOWLER, T.	2/-	XXX	XXX
91	FUNNYE, E.	2/1	START	XXX
80	GODBOLT, J.	2/-	XXX	XXX
65	HARALAMBIS, S.	2/2	START	START
35	HARMON, G.	1/-	...	XXX
2	HARRIS, R.	2/2	START	START
12	HATTEN, T.	2/-	XXX	XXX
20	HAYDEN, Z.	2/-	XXX	XXX
74	HENRY, L.	1/-	...	XXX
48	JACKSON, D.	2/-	XXX	XXX
14	JOHNSON, C.	2/-	XXX	XXX
81	JONES, D.	2/-	XXX	XXX
16	KENNEDY, H.	2/2	START	START
10	KING, E.	2/1	XXX	START
50	MALMGREN, R.	1/-	...	XXX
71	MCDANIEL, D.	2/2	START	START
43	MCINTIRE, J.	2/2	START	START
76	MELTON, J.	2/2	START	START
4R	MELVIN, M.	1/-	...	XXX
90	MIMS, S.	2/2	START	START
1C	MONTGOMERY, T.	2/-	XXX	XXX
55	NICHOLS, P.	2/2	START	START
56	OTTAWAY, B.	2/-	XXX	XXX
45	POHAHAU, J.	2/1	XXX	START
49	RAY, E.	2/-	XXX	XXX
1	REID, C.	2/1	XXX	START
95	REIGHARD, K.	2/-	XXX	XXX
41	RICE III, J.	2/1	START	XXX
88	ROSS, I.	2/-	XXX	XXX
33	SALLEY, N.	2/2	START	START
40	SAYEGH, G.	2/-	XXX	XXX
86	SCHWARTING, G.	1/1	START	...
15	SCOTT, Q.	2/-	XXX	XXX
83	SMITH, P.	2/-	XXX	XXX
52	SNIPES, J.	1/-	XXX	...
5	SOSEBEE, J.	2/1	XXX	START
44	SPITULSKI, N.	1/-	XXX	...
6	STANLEY, J.	2/2	START	START
85	STEPHENS, I.	1/1	...	START
38	SYVARTH, K.	2/1	START	XXX
98	TOOLE, N.	2/-	XXX	XXX
4	WALL, G.	2/1	XXX	START
13	WILLIAMS, J.	2/1	START	XXX
26	WILSON, T.	2/-	XXX	XXX

2019 INDIVIDUAL SUPERLATIVES

MOST BY A BUCCANEER

Rushes	13	CHAMBERS, Jack at Furman (Aug 31, 2019)
Yards Rushing	69	WILSON, Terrence at Furman (Aug 31, 2019)
TD Rushes	1	CHAMBERS, Jack at Furman (Aug 31, 2019)
Long Rush	52	WILSON, Terrence at Furman (Aug 31, 2019)
Pass attempts	30	CHAMBERS, Jack at South Carolina (Sep 07, 2019)
Pass completions	18	CHAMBERS, Jack at Furman (Aug 31, 2019)
Yards Passing	192	CHAMBERS, Jack at Furman (Aug 31, 2019)
TD Passes	1	MALMGREN, Ross at South Carolina (Sep 07, 2019)
Long Pass	32	MALMGREN, Ross at South Carolina (Sep 07, 2019)
Receptions	7	WALL, Geoffrey at Furman (Aug 31, 2019)
Yards Receiving	80	WALL, Geoffrey at Furman (Aug 31, 2019)
TD Receptions	1	WILLIAMS, Jaquan at South Carolina (Sep 07, 2019)
Long Reception	32	WILLIAMS, Jaquan at South Carolina (Sep 07, 2019)
Field Goals	1	BRADDOCK, Miller at South Carolina (Sep 07, 2019)
Long Field Goal	41	BRADDOCK, Miller at South Carolina (Sep 07, 2019)
Punts	7	REIGHARD, Kyle at Furman (Aug 31, 2019)
Punting Avg	46.9	REIGHARD, Kyle at Furman (Aug 31, 2019)
Long Punt	55	REIGHARD, Kyle at South Carolina (Sep 07, 2019)
Punts inside 20	1	REIGHARD, Kyle at Furman (Aug 31, 2019)
Long Punt Return	0	
Long Kickoff Return	26	WALL, Geoffrey at Furman (Aug 31, 2019)
Tackles	9	SALLEY, Nick at Furman (Aug 31, 2019)
Sacks	1.0	SALLEY, Nick at Furman (Aug 31, 2019)
Tackles For Loss	3.0	SALLEY, Nick at Furman (Aug 31, 2019)
Interceptions	1	MONTGOMERY, Tavian at South Carolina (Sep 07, 2019)

MOST BY AN OPPONENT

Rushes	12	Devin Wynn, at Furman (Aug 31, 2019)
Yards Rushing	147	Kevin Harris, at South Carolina (Sep 07, 2019)
TD Rushes	3	Kevin Harris, at South Carolina (Sep 07, 2019)
Long Rush	75	Kevin Harris, at South Carolina (Sep 07, 2019)
Pass attempts	30	Ryan Hilinski, at South Carolina (Sep 07, 2019)
Pass completions	24	Ryan Hilinski, at South Carolina (Sep 07, 2019)
Yards Passing	282	Ryan Hilinski, at South Carolina (Sep 07, 2019)
TD Passes	2	Ryan Hilinski, at South Carolina (Sep 07, 2019)
Long Pass	60	Ryan Hilinski, at South Carolina (Sep 07, 2019)
Receptions	5	Thomas Gordon, at Furman (Aug 31, 2019)
Yards Receiving	112	Bryan Edwards, at South Carolina (Sep 07, 2019)
TD Receptions	2	Bryan Edwards, at South Carolina (Sep 07, 2019)
Long Reception	60	Bryan Edwards, at South Carolina (Sep 07, 2019)
Field Goals	1	Grayson Atkins, at Furman (Aug 31, 2019)
Long Field Goal	47	Parker White, at South Carolina (Sep 07, 2019)
Punts	4	Grayson Atkins, at Furman (Aug 31, 2019)
Punting Avg	45.0	Grayson Atkins, at Furman (Aug 31, 2019)
Long Punt	52	Grayson Atkins, at Furman (Aug 31, 2019)
Punts inside 20	2	Grayson Atkins, at Furman (Aug 31, 2019)
Long Punt Return	22	Josh Vann, at South Carolina (Sep 07, 2019)
Long Kickoff Return	21	T. Blackshear, at Furman (Aug 31, 2019)
Tackles	7	Elijah McKoy, at Furman (Aug 31, 2019)
Sacks	1.5	D. Perryman, at Furman (Aug 31, 2019)
Tackles For Loss	2.0	Dru Seabrook, at Furman (Aug 31, 2019)
Interceptions	1	Adrian Hope, at Furman (Aug 31, 2019)
		R.J. Roderick, at South Carolina (Sep 07, 2019)
		John Dixon, at South Carolina (Sep 07, 2019)
		Israel Mukuamu, at South Carolina (Sep 07, 2019)

2019 TEAM SUPERLATIVES

BUCCANEER GAME HIGHS

Rushes	39	at Furman (Aug 31, 2019)
Yards Rushing	185	at Furman (Aug 31, 2019)
Yards Per Rush	4.7	at Furman (Aug 31, 2019)
TD Rushes	2	at Furman (Aug 31, 2019)
Pass attempts	46	at South Carolina (Sep 07, 2019)
Pass completions	26	at South Carolina (Sep 07, 2019)
Yards Passing	195	at South Carolina (Sep 07, 2019)
Yards Per Pass	7.4	at Furman (Aug 31, 2019)
TD Passes	1	at South Carolina (Sep 07, 2019)
Total Plays	70	at South Carolina (Sep 07, 2019)
Total Offense	377	at Furman (Aug 31, 2019)
Yards Per Play	5.8	at Furman (Aug 31, 2019)
Points	13	at Furman (Aug 31, 2019)
Sacks By	1	at Furman (Aug 31, 2019)
First Downs	18	at Furman (Aug 31, 2019)
Penalties	9	at Furman (Aug 31, 2019)
Penalty Yards	67	at Furman (Aug 31, 2019)
Turnovers	3	at South Carolina (Sep 07, 2019)
Interceptions By	1	at South Carolina (Sep 07, 2019)
Punts	7	at Furman (Aug 31, 2019)
Punting Avg	46.9	at Furman (Aug 31, 2019)
Long Punt	55	at South Carolina (Sep 07, 2019)
Punts inside 20	1	at Furman (Aug 31, 2019)
Long Punt Return	0	

OPPONENT GAME HIGHS

Rushes	40	at Furman (Aug 31, 2019)
Yards Rushing	493	at South Carolina (Sep 07, 2019)
Yards Per Rush	13.0	at South Carolina (Sep 07, 2019)
TD Rushes	8	at South Carolina (Sep 07, 2019)
Pass attempts	31	at South Carolina (Sep 07, 2019)
Pass completions	25	at South Carolina (Sep 07, 2019)
Yards Passing	282	at South Carolina (Sep 07, 2019)
Yards Per Pass	9.1	at South Carolina (Sep 07, 2019)
TD Passes	2	at South Carolina (Sep 07, 2019)
Total Plays	69	at South Carolina (Sep 07, 2019)
Total Offense	775	at South Carolina (Sep 07, 2019)
Yards Per Play	11.2	at South Carolina (Sep 07, 2019)
Points	72	at South Carolina (Sep 07, 2019)
Sacks By	5	at Furman (Aug 31, 2019)
First Downs	29	at South Carolina (Sep 07, 2019)
Penalties	4	at Furman (Aug 31, 2019)
Penalty Yards	42	at Furman (Aug 31, 2019)
Turnovers	2	at South Carolina (Sep 07, 2019)
Interceptions By	3	at South Carolina (Sep 07, 2019)
Punts	4	at Furman (Aug 31, 2019)
Punting Avg	45.0	at Furman (Aug 31, 2019)
Long Punt	52	at Furman (Aug 31, 2019)
Punts inside 20	2	at Furman (Aug 31, 2019)
Long Punt Return	22	at South Carolina (Sep 07, 2019)

ALL-TIME SERIES RECORDS AGAINST 2019 OPPONENTS/CONFERENCES

2019 FIRST MEETINGS

Furman	L, 46-13
South Carolina	L, 72-10
North Carolina A&T	Sept. 14
North Alabama	Oct. 19

THE CITADEL

2-6 (.250), 0-0 HOME, 2-6 AWAY

Nov. 21, 2002 (A)	19-53 L
Aug. 30, 2003 (A)	10-64 L
Sept. 3, 2005 (A)	14-28 L
Sept. 9, 2006 (A)	38-35 W
Sept. 1, 2007 (A)	14-35 L
Sept. 1, 2012 (A)	14-49 L
Aug. 31, 2013 (A)	32-29 W
Sept. 20, 2014 (H)	20-18*
Sept. 26, 2015 (A)	33-20*
Dec. 5, 2015 (H)	14-6*
Nov. 29, 2018 (A)	14-43 L

SAVANNAH STATE

7-1 (0.857), 5-0 HOME, 2-1 AWAY

Oct. 12, 2002 (H)	21-3 W
Oct. 22, 2005 (H)	48-28 W
Oct. 7, 2006 (A)	38-13 W
Oct. 6, 2007 (H)	28-0 W
Oct. 11, 2008 (A)	29-20 W
Oct. 3, 2009 (H)	47-10 W
Oct. 21, 2017 (H)	52-27 W
Oct. 6, 2018 (A)	3-23 L

KENNESAW STATE

1-2 (.333), 1-1 HOME, 0-1 AWAY

Nov. 7, 2015 (A)	28-14*
Nov. 19, 2016 (H)	28-7 W
Nov. 11, 2017 (A)	0-38 L
Oct. 27, 2018 (H)	10-38 L

MONMOUTH

1-2 (.333), 0-1 HOME, 1-1 AWAY

Nov. 1, 2014 (A)	27-0*
Oct. 10, 2015 (H)	37-7*
Sept. 24, 2016 (A)	35-7 W
Oct. 28, 2017 (H)	20-23 L
Nov. 3, 2018 (A)	3-38 L

GARDNER-WEBB

6-10 (.375), 4-4 HOME, 2-6 AWAY

Sept. 12, 1992 (A)	0-56 L
Nov. 9, 2002 (H)	15-57 L
Nov. 8, 2003 (A)	0-46 L
Nov. 13, 2004 (H)	0-18 L
Nov. 5, 2005 (A)	38-7 W
Nov. 4, 2006 (H)	28-14 W
Oct. 27, 2007 (A)	25-29 L
Oct. 4, 2008 (H)	13-10 W
Oct. 17, 2009 (A)	20-27 L
Oct. 16, 2010 (H)	25-35 L

Oct. 29, 2011 (A)	7-14, L
Nov. 10, 2012 (H)	28-10 W
Nov. 16, 2013 (A)	10-27 L
Nov. 8, 2014 (H)	44-14*
Oct. 24, 2015 (A)	34-0*
Nov. 5, 2016 (H)	10-17 L
Nov. 4, 2017 (A)	10-9 W
Nov. 10, 2018 (H)	16-0 W

HAMPTON 1-0 (1.000) 1-0 AWAY

Sept. 29, 2018	48-14 W
----------------------	---------

PRESBYTERIAN

11-14 (.440), 7-7 HOME, 4-7 AWAY

Sept. 11, 1993 (H)	17-16 W
Sept. 10, 1994 (A)	34-38 L
Sept. 9, 1995 (H)	6-44 L
Sept. 14, 1996 (A)	26-34 L
Sept. 13, 1997 (H)	7-16 L
Sept. 12, 1998 (A)	0-42 L
Sept. 11, 1999 (H)	14-20 L
Sept. 9, 2000 (A)	13-28 L
Sept. 8, 2001 (H)	10-19 L
Sept. 14, 2002 (A)	6-26 L
Sept. 13, 2003 (H)	14-17 L
Sept. 11, 2004 (A)	14-19 L
Sept. 10, 2005 (H)	0-42 L
Sept. 2, 2006 (A)	21-13 W
Nov. 10, 2007 (H)	28-24 W
Nov. 8, 2008 (H)	29-18 W
Nov. 7, 2009 (A)	46-32 W
Nov. 13, 2010 (H)	42-39 W
Nov. 19, 2011 (A)	14-45 L
Oct. 20, 2012 (H)	31-21 W
Nov. 2, 2013 (A)	27-16 W
Oct. 18, 2014 (H)	3-7 L
Oct. 17, 2015 (A)	10-7*
Oct. 22, 2016 (H)	38-3 W
Oct. 14, 2017 (A)	7-0 W
Oct. 20, 2018 (H)	41-7 W

CAMPBELL

2-0 (1.000), 0-0 HOME, 2-0 AWAY

Sept. 14, 2013 (A)	30-10 W
Sept. 11, 2014 (H)	34-10*
Nov. 17, 2018 (A)	12-7 W

* - indicates wins vacated by the NCAA

HOW CSU FARES AGAINST

...the FBS

Year	Opponent	Score
2002	at South Florida	L, 56-6
2003	at South Florida	L, 55-7
2007	at Hawaii	L, 66-10
2008	at Miami	L, 52-7
2008	at Miami (Ohio)	L, 38-27
2009	at Florida	L, 62-3
2010	at Hawaii	L, 66-7
2010	at Kentucky	L, 49-21
2011	at Florida State	L, 62-10
2011	at Central Florida	L, 62-0
2012	at Illinois	L, 44-0
2013	at Colorado	L, 43-10
2014	at Vanderbilt	L, 21-20
2014	at Georgia	L, 55-9
2015	at Troy	L, 44-16
2015	at Alabama	L, 56-6
2016	at Florida State	L, 52-8
2017	at Mississippi State	L, 49-0
2017	at Indiana	L, 27-0
2018	at Florida	L, 53-6

...the SOUTHERN CONFERENCE

OPPONENT	RECORD	LAST MET (RESULT)
Chattanooga	0-1	Sept. 2, 1995 (L, 41-0)
Citadel	2-6	Nov. 29, 2018 (L, 43-14)
ETSU	0-5	Sept. 17, 2015 (47-7)*
Furman	0-1	Aug. 31, 2019 (L, 46-13)
Mercer	-	
Samford	0-2	Oct. 20, 2001 (L, 45-24)
VMI	7-6	Oct. 12, 2013 (W, 25-17)
Western Carolina	-	
Wofford	0-14	Nov. 26, 2016 (L, 15-14)
TOTAL	9-34	

...the SEC

OPPONENT	RECORD	LAST MET (RESULT)
Alabama	0-1	Nov. 21, 2015 (L, 56-6)
Arkansas	-	
Auburn	-	
Florida	0-2	Sept. 1, 2018 (L, 53-6)
Georgia	0-1	Nov. 22, 2014 (L, 55-9)
Kentucky	0-1	Nov. 6, 2010 (L, 49-21)
LSU	-	
Ole Miss	-	
Mississippi State	0-1	Sept. 2, 2017 (L, 49-0)
Missouri	-	
South Carolina	-	
Tennessee	-	
Texas A&M	-	
Vanderbilt	0-1	Oct. 11, 2014 (L, 21-20)
TOTAL	0-7	

...the MEAC

OPPONENT	RECORD	LAST MET (RESULT)
Bethune-Cookman	-	
Delaware State	-	
Florida A&M	-	
Howard	0-2	Oct. 1, 2005 (L, 27-22)
Morgan State	0-2	Oct. 1, 1994 (L, 31-29)
N.C. Central	-	
Norfolk State	1-1	Sept. 21, 2013 (W, 20-12)
N.C. A&T	-	
Savannah State	7-1	Oct. 6, 2018 (L, 23-3)
S.C. State	0-8	Sept. 4, 1999 (L, 20-14)
TOTAL	8-14	

...the BIG SOUTH

OPPONENT	RECORD	LAST MET (RESULT)
Campbell	2-0	Nov. 17, 2018 (W, 12-7)
Gardner-Webb	6-10	Nov. 10, 2018 (W, 16-0)
Hampton	1-0	Sept. 29, 2018 (W, 48-14)
Kennesaw State	1-2	Oct. 27, 2018 (L, 38-10)
Monmouth	1-2	Nov. 3, 2018 (L, 37-3)
North Alabama	-	
Presbyterian	11-14	Oct. 20, 2018 (W, 41-7)
TOTAL	22-28	

* - indicates wins vacated by the NCAA

CHARLESTON SOUTHERN INDIVIDUAL SINGLE GAME RECORDS

Carries

1.	34	Christian Reyes	at Appalachian State	(9/28/13)
2.	31	Vinson Blain	at Liberty	(10/3/98)
3.	29	Christian Reyes	at Charlotte	(9/27/14)
4.	28	Richard Mounce	at Gardner-Webb	(10/29/11)
5.	27	Vinson Blain	North Greenville	(9/19/98)
6.	27	Malcolm Dixon	at Jacksonville	(9/17/11)
7.	26	Andre Copeland	West Va. Wesleyan	(10/15/05)
8.	26	Christian Reyes	Charlotte	(10/26/13)
9.	24	Andre Copeland	at Gardner-Webb	(11/5/05)
24		Collin Drafts	Tusculum	(9/27/03)
24		Christian Reyes	Coastal Carolina	(11/9/13)

Longest Completion

1.	95	Jake Sills	at Austin Peay	(10/14/00)
2.	92	Jake Sills	Austin Peay	(10/13/01)
3.	87	Shane Bucenell	Miss. Val. State	2017
4.	86	Clint Chappell	at Presbyterian	(9/14/02)
5.	85	J.J. Brinkerhoff	Newberry	1993
6.	84	Shane Bucenell	Kentucky State	(9/3/16)
7.	81	Collin Drafts	Gardner-Webb	(11/4/06)
8.	80	Brooks Combs	South Carolina State	(9/5/98)
80		Collin Drafts	VMI	(10/21/06)
10.	78	Brooks Combs	North Greenville	(9/19/98)

Longest Punt

1.	72	Heath Seimon	Newberry	10/9/93
2.	71	Truett Burns	at Colorado	(10/19/13)
3.	66	Clay Williams	Liberty	1997
4.	64	Jason Trussell	at East Tennessee St	(11/18/00)
5.	63	Nick Ellis	at Gardner-Webb	(11/5/05)
63		Nik Zdral	at Presbyterian	(9/14/02)
63		Clay Williams	Hofstra	1995
8.	62	Clay Williams	Tusculum	1997
61		Twice		

Rushing Yards

1.	226	Andre Copeland	West Va. Wesleyan	(10/15/05)
2.	200	Brad Johnson	Davidson	(10/24/92)
3.	191	Lance Miller	Morehead State	(11/8/97)
4.	190	Vinson Blain	North Greenville	(9/19/98)
5.	188	Christian Reyes	at Liberty	(11/15/14)
6.	181	Christian Reyes	Charlotte	(10/26/13)
7.	172	Mike Holloway	at The Citadel	(9/26/15)
8.	168	Christian Reyes	North Greenville	(10/5/13)
9.	167	Christian Reyes	at Appalachian State	(9/28/13)
10.	163	Twice		

Receptions

1.	13	Dee Brown	at Wofford	(9/8/07)
13		Eddie Gadsen	at Presbyterian	(9/11/04)
13		Maurice Price	at Liberty	(11/11/06)
13		Maurice Price	Liberty	(11/12/05)
5.	12	Maurice Price	VMI	(10/21/06)
12		Maurice Price	at The Citadel	(9/9/06)
12		Gerald Stevenson	at Stony Brook	(10/30/10)
8.	11	Corvaughn Archie	Coastal Carolina	(11/12/11)
11		Maurice Price	Gardner-Webb	(11/4/06)
11		Maurice Price	at Gardner-Webb	(11/5/05)

Longest Punt Returns

1.	77	Ken Mance	Tusculum	(11/9/96)
2.	74	Darius Hammond	The Citadel	(9/20/14)
3.	70	Kelan Fraise	Kentucky State	(9/3/16)
4.	65	Terrel Mitchell	Morehead State	1995
5.	63	C.J. Hirschman	Liberty	(11/11/06)
6.	56	C.J. Hirschman	Savannah State	(10/7/06)
56		Mike Washington	West Va. State	(11/17/01)
8.	53	Darius Hammond	Kennesaw State	(11/7/15)
9.	50	Antwan Ivey	VMI	(10/31/09)
10.	49	Tavares Shorter	North Greenville	(9/24/05)
49		Darius Hammond	Kentucky State	(9/3/16)

Rushing Touchdowns

1.	4	Teddy Allen	Presbyterian	(10/20/12)
4		Andre Copeland	West Va. Wesleyan	(10/15/05)
3.	3	Mike Holloway	Monmouth	(10/10/15)
3		Mike Holloway	at The Citadel	(9/26/15)
3		Michael Jefferson	Jacksonville State	(9/15/07)
3		Christian Reyes	at Charlotte	(9/27/14)
3		Leroy Alexander	Frostburg State	1991
3		Eric Gomillion	UAB	1993
3		D'Angelo Dereef	Presbyterian	1994
3		London Johnson	Elon	(9/22/18)

Receiving Yards

1.	241	Brad Moultrie	Austin Peay	(10/13/01)
2.	232	Nathan Perera	Stony Brook	(11/5/11)
3.	204	Corvaughn Archie	Coastal Carolina	(11/12/11)
4.	198	Gerald Stevenson	Mars Hill	(9/18/10)
5.	194	Brad Moultrie	Liberty	(11/10/01)
6.	189	Maurice Price	Howard	(10/1/05)
7.	179	Aaron Dunklin	North Greenville	(10/25/03)
8.	177	Dee Brown	at VMI	(11/3/07)
9.	174	Ande Goldsmith	ETSU	1998
10.	171	Maurice Price	Liberty	(11/12/05)

Longest Kick Returns

1.	100	Gerald Stevenson	Liberty	(10/9/10)
2.	98	Mike Washington	South Florida	(11/2/02)
98		Mike Washington	Liberty	(11/10/01)
4.	96	Tony Bines	Morgan State	1994
5.	93	Antwan Smalls	Presbyterian	(9/9/00)
93		Mike Washington	Jacksonville	(10/6/01)
7.	92	Gerald Stevenson	Gardner-Webb	(10/16/10)
8.	89	Deon Lee	Stony Brook	(11/14/09)
89		Kijana Thomas	Liberty	(11/1/03)
10.	86	Mike Washington	West Liberty State	(9/28/02)

Longest Rush From Scrimmage

1.	98	D'Angelo Dereef	Apprentice School	1992
2.	90	Antonio Singleton	at Austin Peay	(10/14/00)
3.	84	Christian Reyes	Gardner-Webb	(11/8/14)
4.	78	Robert Mitchell	Presbyterian	(10/22/16)
78		London Johnson	Elon	(9/22/18)
6.	77	Brad Johnson	Methodist	1992
7.	76	Mike Holloway	at Liberty	(11/12/16)
8.	75	Mike Holloway	at Monmouth	(9/24/16)
9.	73	Mike Holloway	at The Citadel	(9/26/15)
10.	71	Eric Gomillion	UAB	1993

Receiving Touchdowns

1.	4	Maurice Price	Savannah State	(10/22/05)
2.	3	Gerald Stevenson	at Stony Brook	(10/18/08)
3.	2	34 Tied		

Longest Reception

1.	95	Steve McCoy	at Austin Peay	(10/14/00)
2.	92	Sheldon Evans	Austin Peay	(10/13/01)
3.	87	Kameron Brown	Miss. Val. State	2017
4.	86	Brad Moultrie	at Presbyterian	(9/14/02)
5.	85	Rhett Moore	Newberry	1993
6.	84	Jared Scotland	Kentucky State	(9/3/16)
7.	81	Bryant Burch	Gardner-Webb	(11/4/06)
8.	80	Ande Goldsmith	South Carolina State	(9/5/98)
80		Maurice Price	VMI	(10/21/06)
10.	78	Mark Vail	North Greenville	(9/19/98)

Most Kick Return Yardage

1.	295	Darius Hammond	Jacksonville State	(12/11/15)
2.	255	Gerald Stevenson	Wofford	(9/6/08)
3.	243	Gerald Stevenson	Gardner-Webb	(10/16/10)
4.	205	Kevin Glears	Norfolk State	(9/24/11)
5.	192	Mike Washington	Wofford	(9/22/01)
6.	187	Mike Washington	South Florida	(11/2/02)
7.	179	Alexus Ferguson	Hawai'i	(9/22/07)
8.	169	Kijana Thomas	West Virginia State	(9/20/03)
9.	162	Tony Bines	Morgan State	1994
10.	156	Darius Hammond	at Charlotte	(9/27/14)

Passing Yards

1.	419	Collin Drafts	Allen	(11/6/04)
2.	406	Collin Drafts	Gardner-Webb	(11/4/06)
406		Jake Sills	Austin Peay	(10/13/01)
4.	398	Eli Byrd	at North Greenville	(9/29/07)
5.	397	Richard Mounce	Coastal Carolina	(11/12/11)
6.	396	Darren Swiggett	at The Citadel	(11/21/02)
7.	382	Sidney Bryant	Presbyterian	(11/10/07)
8.	374	A.J. Toscano	Mars Hill	(9/18/10)
9.	344	Jake Sills	Liberty	(11/10/01)
10.	342	Richard Mounce	Stony Brook	(11/5/11)

All-Purpose Yards

1.	388	Gerald Stevenson	Gardner-Webb	(10/16/10)
2.	386	Darius Hammond	at Jacksonville State	2015
3.	302	Gerald Stevenson	at Wofford	(9/6/08)
4.	278	D'Angelo Dereef	Morgan State	1993
5.	246	Gerald Stevenson	Mars Hill	(9/18/10)
6.	245	Andre Copeland	West Va. Wesleyan	(10/15/05)
7.	241	Brad Moultrie	Austin Peay	(10/13/01)
8.	240	Gerald Stevenson	at Stony Brook	(10/18/08)
9.	232	Nathan Perera	Stony Brook	(11/5/11)
232		Christian Reyes	at Liberty	(11/15/14)
10.	225	Alexius Ferguson	at Hawai'i	(9/22/07)

Most Total Tackles

1.	22	Coy Browning	Apprentice School	1992
2.	21	Jon Belk	Troy State	(10/15/94)
3.	20	Quentin Lee	Wofford	1995
20		Jada Ross	North Greenville	(9/30/06)
20		Jada Ross	VMI	(10/21/06)
6.	19	Quentin Lee	at Presbyterian	(9/14/96)
19		Quentin Lee	Ferrum	1995
8.	18	Jada Ross	Coastal Carolina	(11/20/04)
18		Sam Brown	at Wofford	(11/17/96)
18		Sam Brown	at UAB	(11/21/96)

Passing Touchdowns

1.	5	Collin Drafts	North Greenville	(10/23/04)
5		Collin Drafts	at The Citadel	(9/9/06)
3.	4	15 Tied		

Points Scored

1.	24	Teddy Allen	Presbyterian	(10/20/12)
24		Andre Copeland	West Va. Wesleyan	(10/15/05)
24		Maurice Price	Savannah State	(10/22/05)
24		Christian Reyes	at Charlotte	(9/27/14)
5.	20	Gerald Stevenson	Gardner-Webb	(10/16/10)
6.	18	Five Tied		

Most Sacks

1.	4.0	Dennis Hamilton	Guilford	(9/28/91)
2.	3.0	Will Hunt	North Greenville	(10/5/13)
3.0		Ryan West	North Greenville	(9/2/01)
3.0		Adrell Walker	Austin Peay	(10/16/99)
3.0		Reggie Carr	Morehead State	1995
5.	2.5	Okeba Rollinson	The Citadel	(9/9/06)
2.5		Matt Woods	Presbyterian	(11/7/09)
2.5		Anthony Ellis	Point	2017
2.5		Solomon Brown	Savannah State	2017
2.5		Anthony Ellis	at Gardner-Webb	2017

Completion Percentage (min. 12 attempts)

1.	92.9	Shane Bucenell	Presbyterian	(10/22/16)
2.	85.0	Austin Brown	at Charlotte	(9/27/14)
3.	82.8	Collin Drafts	Allen University	(11/6/04)
4.	82.4	Shane Bucenell	Point	2017
5.	82.1	Collin Drafts	at Gardner-Webb	(11/5/05)
6.	80.8	A.J. Toscano	Savannah State	(10/3/09)
7.	80.0	Jake Sills	Guilford	(9/2/00)
80.0		Jake Sills	at Wofford	(9/22/01)
80.0		Andrew Trudnowski	at Kentucky	(11/6/10)
10.	79.2	A.J. Toscano	at VMI	(10/31/09)

Longest Field Goal Made

1.	51	John Paglia	Stony Brook	(11/14/09)
2.	50	Tyler Tekac	Gardner-Webb	(11/10/18)
3.	49	Tyler Tekac	Point	2017
49		Tyler Tekac	at Campbell	(11/17/18)
5.	48	John Paglia	at Wofford	(9/6/08)
48		Nick Ellis	at Hawai'i	(9/22/07)
48		Tyler Tekac	Miss. Val. State	2017
8.	47	Nick Ellis	at Jacksonville	(9/18/04)
47		Josh Waters	Samford	(10/20/01)
47		John Paglia	Savannah State	(10/3/09)
47		Clint Kelly	ETSU	1998
47		Clint Kelly	Elon	1999

Most Tackles For Loss

1.	5.5	Anthony Ellis	at Gardner-Webb	2017
5.5		Solomon Brown	at The Citadel	(11/29/18)
3.	5.0	Dennis Hamilton	Guilford	1991
5.0		Will Hunt	Jacksonville	(9/17/11)
5.0		Gary Hamby	South Florida	(10/31/98)
5.0		Reggie Carr	Presbyterian	(9/14/96)
7.	4.5	Okeba Rollinson	The Citadel	(9/9/06)
4.5		Solomon Brown	at Savannah State	(10/6/18)
9.	4.0	Eight with 4.0 TFL		

CHARLESTON SOUTHERN INDIVIDUAL SINGLE SEASON RECORDS

Rushing Yards			
1.	1254	Christian Reyes	2013
2.	946	Christian Reyes	2014
3.	881	Mike Holloway	2016
4.	856	Darius Hammond	2015
5.	774	Vinson Blain	1998
6.	731	Mike Holloway	2015
7.	721	Andre Copeland	2005
8.	647	D'Angelo Dereef	1994
9.	626	Eric Gomillion	1993
10.	606	Laron Gordon	1991

Receptions			
1.	103	Maurice Price	2006
2.	80	Aaron Dunklin	2003
3.	72	Maurice Price	2005
4.	69	Dee Brown	2007
	69	Eddie Gadson	2004
6.	59	Brad Moultrie	2001
7.	55	Gerald Stevenson	2009
8.	54	Gerald Stevenson	2010
	54	Harry Seabrook	2004
10.	51	Luke Turner	2001

Extra Points Made			
1.	43	Tyler Tekac	2016
2.	36	David Kennedy	2014
3.	35	Nick Ellis	2005
4.	33	Nick Ellis	2006
5.	29	Nick Ellis	2007
	29	Nick Ellis	2004
	29	Jason Trussell	2000
8.	28	John Paglia	2009
	28	Clint Kelly	1998
	28	Tyler Tekac	2017

Rushing Attempts			
1.	245	Christian Reyes	2013
2.	180	Vinson Blain	1998
3.	179	Christian Reyes	2014
4.	177	D'Angelo Dereef	1994
5.	163	Collin Drafts	2003
6.	158	Andre Copeland	2005
7.	149	Laron Gordon	1991
8.	145	Darius Hammond	2015
9.	140	Brad Johnson	1992
10.	133	Brooks Combs	1998

Receiving Touchdowns			
1.	10	Maurice Price	2006
	10	Brad Johnson	1994
3.	9	Eddie Gadson	2004
	9	Gerald Stevenson	2008
	9	Dee Brown	2007
6.	7	Maurice Price	2005
	7	Ande Goldsmith	1998
8.	6	Aaron Dunklin	2003
	6	Kevin Glears	2013
	6	Kameron Brown	2016
	6	Aaron Dunklin	2002

Extra Point Percentage (min. 15 made)			
1.	1.000	Andy Brown (19-19)	2010
2.	.967	Jason Trussell (29-30)	2000
	.967	Nick Ellis (29-30)	2007
4.	.965	Clint Kelly (28-29)	1998
	.965	Tyler Tekac (28-29)	2017
6.	.956	Tyler Tekac (43-45)	2016
7.	.947	Darren Swiggett (18-19)	2003
8.	.946	Nick Ellis (35-37)	2005
9.	.943	Nick Ellis (33-35)	2006
10.	.933	John Paglia (28-30)	2009

Rushing Touchdowns			
1.	12	Mike Holloway	2015
2.	9	Christian Reyes	2013
	9	Teddy Allen	2012
	9	Mike Holloway	2015
	9	Mike Holloway	2016
	9	Collin Drafts	2005
7.	8	DeMarcus Moon	2010
	8	Christian Reyes	2014
	8	Noah Shuler	2017
10.	7	Four Times	

Total Offense			
1.	3,178	Collin Drafts	2006
2.	2,772	Collin Drafts	2005
3.	2,652	Collin Drafts	2004
4.	2,463	Jake Sills	2001
5.	2,417	A.J. Toscano	2009
6.	2,149	Tribble Reese	2008
7.	2,102	Austin Brown	2014
8.	1,969	Collin Drafts	2003
9.	1,909	Brooks Combs	1998
10.	1,803	Eli Byrd	2007

Field Goals Made			
1.	16	John Paglia	2009
2.	12	Tyler Tekac	2018
3.	11	Josh Waters	2001
	11	Nick Ellis	2007
	11	David Kennedy	2014
6.	10	John Paglia	2008
7.	9	Mark Deboy	2013
	9	Andy Brown	2011
	9	Dennis Decker	1993
	9	Clint Kelly	1998

Passing Yards			
1.	2665	Collin Drafts	2006
2.	2594	Collin Drafts	2005
3.	2532	Collin Drafts	2004
4.	2297	Jake Sills	2001
5.	2092	A.J. Toscano	2009
6.	2043	Tribble Reese	2008
7.	1977	Collin Drafts	2003
8.	1848	Austin Brown	2014
9.	1546	Eli Byrd	2007
10.	1490	Darren Swiggett	2002

Touchdowns Responsible For			
1.	29	Collin Drafts	2005
2.	28	Collin Drafts	2006
3.	25	Tribble Reese	2008
4.	22	Collin Drafts	2004
5.	19	Shane Bucenell	2016
6.	16	Austin Brown	2014
	16	Malcolm Dixon	2012
	16	A.J. Toscano	2009
9.	14	Jake Sills	2001
10.	13	Eli Byrd	2007

Field Goal Percentage (min. 5 made)			
1.	75.0	Mark Deboy (9-12)	2013
2.	72.7	John Paglia (16-22)	2009
3.	71.4	John Paglia (10-14)	2008
4.	70.0	Tyler Tekac (7-10)	2017
5.	69.2	Andy Brown (9-13)	2011
	69.2	Clint Kelly (9-13)	1998
	69.2	Dennis Decker (9-13)	1993
8.	68.8	Josh Waters (11-16)	2001
9.	66.7	Nick Ellis (6-9)	2006
	66.7	Tyler Tekac (12-18)	2018

Passing Touchdowns			
1.	23	Tribble Reese	2008
2.	21	Collin Drafts	2006
	21	Collin Drafts	2004
4.	20	Collin Drafts	2005
5.	15	Shane Bucenell	2016
6.	12	A.J. Toscano	2009
	12	Jake Sills	2001
8.	11	Eli Byrd	2007
	11	Collin Drafts	2003
	11	Austin Brown	2014
	11	Austin Brown	2015

All Purpose Yards			
1.	1,832	Darius Hammond	2015
2.	1,830	Gerald Stevenson	2008
3.	1,700	Gerald Stevenson	2010
4.	1,452	Gerald Stevenson	2009
5.	1,347	Darius Hammond	2016
6.	1,289	Christian Reyes	2013
7.	1,247	Aaron Dunklin	2003
8.	1,246	D'Angelo Dereef	1993
9.	1,241	Kijana Thomas	2003
10.	1,235	D'Angelo Dereef	1992

Completion Percentage (min. 100 attempts)			
1.	69.9	Collin Drafts	2006
2.	62.4	Collin Drafts	2004
3.	61.0	Tribble Reese	2008
4.	61.0	Collin Drafts	2005
5.	60.7	A.J. Toscano	2010
6.	59.3	Shane Bucenell	2016
7.	58.2	Sidney Bryant	2007
8.	58.1	A.J. Toscano	2009
9.	57.6	Darren Swiggett	2002
10.	56.7	Daniel Croghan III	2013

Points Scored			
1.	78	Mike Holloway	2015
2.	76	John Paglia	2009
3.	69	David Kennedy	2014
4.	68	Mike Holloway	2016
	68	Gerald Stevenson	2008
	68	Brad Johnson	1994
7.	62	Nick Ellis	2007
8.	60	Maurice Price	2006
9.	59	Tyler Tekac	2018
10.	58	Josh Waters	2001

Receiving Yards			
1.	1063	Harry Seabrook	2003
2.	1043	Maurice Price	2005
3.	985	Maurice Price	2006
4.	898	Dee Brown	2007
5.	865	Brad Moultrie	2001
6.	792	Eddie Gadson	2004
7.	777	Gerald Stevenson	2010
8.	762	Ande Goldsmith	1998
9.	729	Harry Seabrook	2004
10.	724	Gerald Stevenson	2009

Touchdowns			
1.	13	Mike Holloway	2015
2.	11	Mike Holloway	2016
	11	Gerald Stevenson	2008
	11	Brad Johnson	1994
4.	10	Maurice Price	2006
5.	9	Eddie Gadson	2004
	9	Teddy Allen	2012
	9	DeMarcus Moon	2010
	9	Christian Reyes	2014
	9	Collin Drafts	2005
	9	Dee Brown	2007
	9	Christian Reyes	2013

CHARLESTON SOUTHERN INDIVIDUAL SINGLE SEASON RECORDS

Highest Punt Yard Average (min. 25 punts)

1.	43.9 (61-2679)	Clay Williams	1998
2.	43.1 (80-3448)	Clay Williams	1997
3.	41.4 (64-2651)	Kyle Reighard	2017
4.	40.9 (66-2698)	Kyle Reighard	2018
5.	39.7 (60-2380)	Clay Williams	1996
6.	38.8 (73-2832)	Clay Williams	1995
7.	38.5 (45-1734)	Adam Resnick	2002
8.	38.5 (67-2577)	Andy Brown	2011
9.	38.0 (71-2698)	Jason Trussell	2000
10.	37.7 (27-1019)	Hart Pearson	2006

Punt Return Yard Average (min. 10 returns)

1.	15.5 (14-217)	Darius Hammond	2015
2.	13.8 (16-221)	Darius Hammond	2014
3.	13.6 (19-258)	C.J. Hirschman	2006
4.	11.8 (16-188)	Taz Lindsey	2018
5.	10.7 (21-225)	Darius Hammond	2016
6.	10.6 (17-181)	Aaron Latino	1998
7.	10.5 (14-147)	Charles James	2012
8.	10.4 (20-208)	Mike Washington	2002
9.	10.2 (14-143)	Tavares Shorter	2005
10.	10.0 (16-160)	Taz Lindsey	2017

Punt Returns

1.	31	Aaron Latino	1999
	31	D'Angelo Dereef	1992
3.	28	Mark Vail	2000
4.	23	Eddie Gadson	2004
5.	21	Darius Hammond	2016
6.	20	Mike Washington	2002
7.	19	C.J. Hirschman	2006
	19	Charles James	2011
9.	17	D'Angelo Dereef	1991
	17	Aaron Latino	1998

Punt Return Touchdowns

1.	1	Fourteen Tied	
----	---	---------------	--

Kick Return Yard Average (min. 10 returns)

1.	33.7 (15-506)	Darius Hammond	2016
2.	28.6 (10-286)	Eric Gomillion	1993
3.	28.5 (14-399)	Larry Stroud	1998
4.	28.4 (10-284)	Deon Lee	2009
5.	27.9 (22-613)	Gerald Stevenson	2010
6.	26.9 (24-645)	Mike Washington	2001
7.	26.6 (27-718)	Tony Bines	1994
8.	25.9 (15-388)	Aaron Latino	1998
9.	25.2 (33-831)	Mike Washington	2002
10.	24.9 (37-921)	Gerald Stevenson	2008

Kick Returns

1.	50	Kijana Thomas	2003
2.	37	Gerald Stevenson	2008
3.	33	Mike Washington	2002
4.	28	Darius Hammond	2015
5.	27	Tony Bines	1994
	27	D'Angelo Dereef	1992
7.	25	Darius Hammond	2014
8.	24	Five Tied	

Kick Return Touchdowns

1.	3	Gerald Stevenson	2010
2.	2	Mike Washington	2001
3.	1	Mike Washington	2002
	1	Deon Lee	2009
	1	Antwan Smalls	2000
	1	Tavares Shorter	2005
	1	James Allen	2018

Interception Return Yards

1.	208	James Allen	2018
2.	117	Philip Ashley	2008
3.	103	Antwain Harvey	2009
4.	99	Jon Carmon	2007
5.	87	Lorenzo Mathis	2015
6.	86	Tony Robinson	2000
7.	79	Charles James	2009
8.	64	Charles James	2011
9.	59	Josh Mitchell	2006
	59	Davion Anderson	2014

Interceptions

1.	6	Philip Ashley	2008
	6	Charles James	2010
	6	James Allen	2018
4.	5	Mike Washington	2002
5.	4	Nick Nester	2002
	4	Troy McGowens	2016
	4	Jon Carmon	2006
	4	Malcolm Jackson	2014
	4	Troy McGowens	2014
	4	Ruben Potts	1996
	4	Lamont Witherspoon	1994

Interception Return Touchdowns

1.	3	James Allen	2018
2.	1	Tony Robinson	2000
	1	Darius Jackson	2006
	1	Josh Mitchell	2006
	1	Lorenzo Mathis	2015
	1	Dylan Black	2014
	1	Antoni Simmons	1998
	1	Davion Anderson	2014
	1	Jay Beech	2001
	1	Charles James	2009
	1	Matt Bach	2009
	1	Antwain Harvey	2009
	1	Solomon Brown	2015
	1	Okeba Rollins	2005
	1	Elijah Lee	2013
	1	Jonathan Slaton	2018

Pass Breakups (since 1994)

1.	12	Malcolm Jackson	2015
	12	Shadarius Hopkins	2017
3.	11	Omar Payne	1998
	11	Charles James	2011
5.	10	Mike Washington	2002
	10	Troy McGowens	2014
	10	Shadarius Hopkins	2016
	10	James Allen	2018
9.	9	Ruben Potts	1996
	9	Tim Smith	2002
	9	Malcolm Jackson	2012

Fumble Return Yards

1.	95	Chris King	1996
	95	Chris King	1997
3.	85	Gabe Middlebrook	2014
4.	77	Jada Ross	2007
5.	72	Antonio Simmons	1998
6.	61	Anthony Ellis	2015
	61	T.J. Mawhinney	1999
8.	53	Okeba Rollinson	2007
	53	Aaron Brown	2015
10.	43	Matt Bach	2009

Fumble Recoveries

1.	2	Tony Robinson	2000
	2	Quentin Lee	1996
	2	Andre Key	1997
	2	Andre Keu	1996
	2	Quentin Lee	1997
6.	1	26 Tied	

Fumble Return Touchdowns

1.	1	T.J. Mawhinney	1999
	1	Antonio Simmons	1998
	1	Jada Ross	2007
	1	Gabe Middlebrook	2014
	1	Chris King	1996
	1	Ryan West	2001
	1	Chris King	1997
	1	Tony Robinson	2000
	1	Aaron Brown	2015
	1	Okeba Rollinson	2007
	1	Dylan Black	2013
	1	Anthony Ellis	2015
	1	Philip Ashley	2007
	1	Alexius Ferguson	2007
	1	Garris Schwarting	2018

Forced Fumbles

1.	5	Chris King	1997
	5	Chris King	1996
3.	4	Luvert Smith	1996
	4	Luvert Smith	1997
5.	3	Tim Smith	2003
	3	Okeba Rollinson	2006
	3	Joel Walton	2009
	3	Calvin Bryant	2013
	3	Shadarius Hopkins	2018
9.	2	22 Tied	

Fumbles Recovered

1.	3	Latroy Robinson	2000
	3	J.D. Sosebee	2018
2.	2	29 Tied	

Total Tackles

1.	131	Jada Ross	2007
2.	128	Jada Ross	2005
3.	127	Jada Ross	2006
4.	118	Coy Browning	1992
5.	105	Jonna Lee	2003
6.	104	Sam Brown	1996
7.	99	Quentin Lee	1995
8.	98	Andre Key	1995
9.	96	Quentin Lee	1996
10.	91	Bill Barteld	1994

Tackles For Loss

1.	21.0	Anthony Ellis	2015
2.	17.0	Gary Hamby	1998
	17.0	Solomon Brown	2018
4.	16.0	Anthony Ellis	2016
	16.0	Anthony Ellis	2017
6.	15.0	Dennis Justiniani	2006
	15.0	Josh Bender	1998
8.	14.5	Solomon Brown	2016
9.	14.0	Dennis Hamilton	1994
	14.0	Solomon Brown	2015

Sacks

1.	11.0	Dennis Hamilton	1991
2.	9.0	Gary Hamby	1998
	9.0	Anthony Ellis	2017
4.	8.0	Anthony Ellis	2015
	8.0	Dennis Hamilton	1994
6.	7.0	Anthony Ellis	2016
	7.0	Bill Barteld	1992
	7.0	Adrell Walker	2001
	7.0	Solomon Brown	2015
10.	6.5	Jake Killeen	2008
	6.5	Johnny Robinson	2017

Blocked Kicks

1.	3	Jada Ross	2007
2.	2	Kenny Johnson	2010
	2	Antwain Harvey	2009
4.	1	41 Tied	

CHARLESTON SOUTHERN INDIVIDUAL CAREER RECORDS

Rushing Yards

1.	2623	Mike Holloway	2013-16
2.	2200	Christian Reyes	2013-14
3.	1741	D'Angelo Dereef	1991-94
4.	1539	Darius Hammond	2013-16
5.	1448	Ben Robinson	2013-16
6.	1441	Vinson Blain	1997-00
7.	1419	Travis Mays	2000-04
8.	1363	DeMarcus Moon	2007-10
9.	1329	Laron Gordon	1991-93
10.	1277	Malcolm Dixon	2010-13

Receiving Yards

1.	2429	Maurice Price	2004-06
2.	2140	Gerald Stevenson	2007-10
3.	1786	Aaron Dunklin	2002-03
4.	1736	Markus Murry	2005-08
5.	1684	Nathan Perera	2010-15
6.	1426	Ande Goldsmith	1996-99
7.	1385	Brad Moultrie	2000-02
8.	1220	Kwame Krakue	2007-10
9.	1160	Kameron Brown	2016-pres.
10.	1017	Colton Korn	2013-16

Touchdowns

1.	31	Mike Holloway	2013-16
2.	24	Gerald Stevenson	2007-10
3.	19	Maurice Price	2004-06
4.	19	Brad Johnson	1992-94
4.	18	Christian Reyes	2013-14
5.	17	Collin Drafts	2003-06
17	17	D'Angelo Dereef	1991-94
17	17	Darius Hammond	2013-16
8.	15	Robert Adams	2003-06
9.	14	Ben Robinson	2013-16
10.	13	Vinson Blain	1997-00

Rushing Attempts

1.	505	Collin Drafts	2003-06
2.	424	Christian Reyes	2013-14
3.	385	D'Angelo Dereef	1991-94
4.	372	Travis Mays	2000-04
5.	341	Mike Holloway	2013-16
6.	339	Laron Gordon	1991-93
7.	338	Vinson Blain	1997-00
8.	317	Malcolm Dixon	2010-13
9.	305	DeMarcus Moon	2007-10
10.	280	Darius Hammond	2013-16

Receptions

1.	202	Maurice Price	2004-06
2.	166	Gerald Stevenson	2007-10
3.	125	Aaron Dunklin	2002-03
4.	122	Nathan Perera	2010-15
5.	118	Markus Murry	2005-08
6.	104	Brad Moultrie	2000-02
7.	102	Ande Goldsmith	1996-99
8.	97	Harry Seabrook	2000-04
9.	96	Heath Siemon	1993-97
10.	92	Kwame Krakue	2007-10

Extra Points Made

1.	127	Nick Ellis	2003-07
2.	121	Tyler Tekac	2015-18
3.	56	John Paglia	2007-10
4.	39	T.J. Higgins	2011-13
5.	36	David Kennedy	2014-16
6.	33	Andy Brown	2008-11
7.	29	Jason Trussell	1999-00
8.	26	Clint Kelly	1996-99
9.	25	Josh Waters	2000-01
10.	23	Darren Swiggett	2002-04

Rushing Touchdowns

1.	26	Mike Holloway	2013-16
2.	17	Christian Reyes	2013-14
3.	17	Collin Drafts	2003-06
4.	15	Robert Adams	2003-06
5.	14	D'Angelo Dereef	1991-94
5.	14	Darius Hammond	2013-16
7.	13	Ben Robinson	2013-16
8.	12	Vinson Blain	1997-00
10.	11	DeMarcus Moon	2007-10
11	11	Travis Mays	2000-04
11	11	Teddy Allen	2010-13

Receiving Touchdowns

1.	19	Maurice Price	2004-06
2.	15	Gerald Stevenson	2007-10
3.	12	Aaron Dunklin	2002-03
12	12	Markus Murry	2005-08
12	12	Ande Goldsmith	1996-99
12	12	Nathan Perera	2010-15
7.	11	Kenny Dinkins	2014-18
8.	10	Brad Johnson	1992-94
10.	10	Eddie Gadsen	2003-04
10.	9	Dee Brown	2007-08

Extra Point Percentage

1.	100.0	Joel Blaschke	1996-97
100.0	100.0	Cameron Mitchell	2011-13
3.	96.7	Jason Trussell	1999-00
4.	95.1	T.J. Higgins	2011-13
5.	94.1	Nick Ellis	2003-07
6.	92.6	Josh Waters	2000-01
7.	91.7	Tyler Tekac	2015-18
8.	91.6	Andy Brown	2008-11
9.	90.0	David Kennedy	2014-16
10.	85.7	Adam Resnick	2000-02

Passing Yards

1.	9768	Collin Drafts	2003-06
2.	3249	Austin Brown	2014-15
3.	3232	A.J. Toscano	2008-10
4.	3099	Jake Sills	2000-01
5.	2907	Brooks Combs	1996-99
6.	2764	Malcolm Dixon	2010-13
7.	2068	Andy Tarr	1996-97
8.	2043	Tribble Reese	2008
9.	1837	Shane Bucenell	2016-17
10.	1617	Eli Byrd	2005-07

Total Offense

1.	10,571	Collin Drafts	2003-06
2.	4,026	Malcolm Dixon	2010-13
3.	3,650	Austin Brown	2014-15
4.	3,629	A.J. Toscano	2008-10
5.	3,537	Jake Sills	2000-01
6.	3,347	Brooks Combs	1996-99
7.	2,623	Mike Holloway	2013-16
8.	2,326	Shane Bucenell	2016-17
9.	2,288	Andy Tarr	1996-97
10.	2,245	London Johnson	2015-18

Field Goals Made

1.	30	Tyler Tekac	2015-2018
2.	29	John Paglia	2007-10
29	29	Nick Ellis	2003-07
4.	24	Clint Kelly	1996-99
5.	12	Mark Deboy	2011-13
12	12	David Kennedy	2014-17
7.	11	Josh Waters	2000-01
11	11	Dennis Decker	1991-94
9.	10	Andy Brown	2008-11
10.	6	Jason Trussell	1999-00

Passing Touchdowns

1.	73	Collin Drafts	2003-06
2.	23	Tribble Reese	2008
3.	22	A.J. Toscano	2008-10
22	22	Malcolm Dixon	2010-13
22	22	Austin Brown	2014-15
6.	21	Shane Bucenell	2016-17
7.	15	Jake Sills	2000-01
8.	13	Brooks Combs	1996-99
9.	12	Eli Byrd	2005-07
10.	11	Sidney Bryant	2004-07

Touchdowns Responsible For

1.	90	Collin Drafts	2003-06
2.	32	Malcolm Dixon	2010-13
3.	28	Mike Holloway	2013-16
4.	26	A.J. Toscano	2008-10
26	26	Gerald Stevenson	2007-10
6.	25	Tribble Reese	2008
7.	24	Austin Brown	2014-15
8.	22	Jake Sills	2000-01
9.	20	Andy Tarr	1996-97
10.	19	Shane Bucenell	2016
19	19	Maurice Price	2004-06
19	19	London Johnson	2015-18

Field Goal Percentage (min. 10 made)

1.	75.0	Mark Deboy (12-16)	2011-13
2.	71.4	Andy Brown (10-14)	2008-11
3.	68.8	Josh Waters (11-16)	2000-01
4.	66.7	Tyler Tekac (30-45)	2015-18
5.	65.9	John Paglia (29-44)	2007-10
6.	64.4	Nick Ellis (29-45)	2003-07
7.	63.2	David Kennedy (12-19)	2014-17
8.	54.5	Clint Kelly (24-44)	1996-99

Completion Percentage

1.	62.0	Collin Drafts	2003-06
2.	61.0	Tribble Reese	2008
3.	59.0	A.J. Toscano	2008-10
4.	58.3	Sidney Bryant	2004-07
5.	57.6	Darren Swiggett	2002,04
6.	56.7	Daniel Croghan III	2013-15
7.	56.3	Eli Byrd	2005-07
8.	55.4	Jake Sills	2000-01
9.	54.9	Travis Cunningham	2000-01
10.	53.7	Shane Bucenell	2016-17

All Purpose Yards

1.	5,684	Gerald Stevenson	2007-10
2.	4,407	Darius Hammond	2013-16
3.	3,794	D'Angelo Dereef	1991-94
4.	3,288	Mike Holloway	2013-16
5.	2,436	Maurice Price	2004-06
6.	2,343	Christian Reyes	2013-14
7.	2,210	Ande Goldsmith	1996-99
8.	2,023	Aaron Dunklin	2002-03
9.	1,973	Travis Mays	2000-04
10.	1,858	Markus Murry	2005-08

Punt Average (min. 35 punts)

1.	41.4 (274-11,339)	Clay Williams	1995-98
2.	41.4 (144-5966)	Kyle Reighard	2016-pres.
3.	38.5 (45-1734)	Adam Resnick	2002
4.	37.6 (64-2404)	Hart Pearson	2005-06
5.	37.1 (39-1447)	Cameron Mitchell	2013
6.	36.8 (35-1288)	Josh Waters	2001
7.	36.5 (225-8212)	Truett Burns	2013-16
8.	36.3 (43-1561)	Phil Hatcher	1992
9.	36.3 (123-4465)	Jason Trussell	1999-00
10.	36.2 (223-8079)	Andy Brown	2008-11

Points Scored

1.	214	Nick Ellis	2003-07
2.	211	Tyler Tekac	2015-2018
3.	188	Mike Holloway	2013-16
4.	150	Gerald Stevenson	2007-10
5.	143	John Paglia	2007-10
143	143	Clint Kelly	1996-99
7.	116	Maurice Price	2004-06
116	116	Brad Johnson	1992-94
9.	108	Christian Reyes	2013-14
10.	102	Three Tied	

CHARLESTON SOUTHERN INDIVIDUAL CAREER RECORDS

Punt Return Yard Average (min. 15 returns)

1.	13.0 (51-663)	Darius Hammond	2013-16
2.	10.9 (32-348)	Taz Lindsey	2017-2018
3.	10.8 (26-280)	C.J. Hirschman	2004-07
4.	9.7 (34-330)	Charles James	2009-12
5.	9.5 (21-200)	Gerald Stevenson	2007-10
6.	8.9 (34-304)	Mike Washington	2001-02
7.	7.3 (23-167)	Eddie Gadson	2003-04
8.	7.1 (59-416)	D'Angelo Dereef	1991-94
9.	6.8 (48-328)	Aaron Latino	1998-99
10.	5.8 (28-161)	Mark Vail	1998-00

Punt Returns

1.	59	D'Angelo Dereef	1991-94
2.	51	Darius Hammond	2013-16
3.	48	Aaron Latino	1998-99
4.	34	Mike Washington	2001-02
	34	Charles James	2009-12
6.	32	Taz Lindsey	2017-18
7.	28	Mark Vail	1998-00
8.	26	C.J. Hirschman	2004-07
9.	23	Eddie Gadson	2004
10.	21	Gerald Stevenson	2007-10

Punt Return Touchdowns

1.	2	Ken Mance	1996-98
2.	1	12 Tied	

Kick Return Yard Average (min. 15 returns)

1.	26.6 (27-718)	Tony Bines	1994
2.	25.9 (57-1476)	Mike Washington	2001-02
3.	24.7 (84-2075)	Darius Hammond	2013-16
4.	24.5 (18-441)	Deon Lee	2009-10
5.	24.0 (102-2449)	Gerald Stevenson	2007-10
6.	23.2 (15-348)	Troy McGowens	2011-14
7.	22.9 (27-618)	Tavares Shorter	2003-05
8.	22.8 (51-1163)	Kijana Thomas	2003-04
9.	22.6 (38-859)	Aaron Latino	1998-99
10.	20.7 (32-662)	Kevin Glears	2011-13

Kick Returns

1.	102	Gerald Stevenson	2007-10
2.	70	Darius Hammond	2013-16
3.	57	Mike Washington	2000-02
4.	50	Kijana Thomas	2002-03
5.	44	Terrel Mitchel	1996-97
6.	35	Aaron Latino	1998-99
7.	33	Taz Lindsey	2017-18
8.	32	Kevin Glears	2011-13,15
9.	27	Tavares Shorter	2004-05
10.	26	Larry Stroud	1998-99

Kick Return Touchdowns

1.	3	Gerald Stevenson	2007-10
	3	Mike Washington	2000-02
3.	1	Deon Lee	2009-10
	1	Antwan Smalls	1999-00
	1	Tavares Shorter	2004-05
	1	James Allen	2017-18

Interception Return Yards

1.	208	James Allen	2017-18
2.	170	Philip Ashley	2006-08
3.	147	Charles James	2009-12
4.	123	Jonathan Carmon	2004-07
5.	103	Antwain Harvey	2009
6.	99	Josh Mitchell	2004-08
7.	87	Lorenzo Mathis	2013-16
8.	86	Tony Robinson	1999-02
9.	72	Sekwan Jenkins	2017
10.	62	Corbin Jackson	2012-16

Interceptions

1.	12	Charles James	2009-12
2.	11	Philip Ashley	2006-08
3.	10	Troy McGowens	2013-16
4.	7	Jonathan Carmon	2004-07
	7	C.J. Hirschman	2004-07
	7	Jon Belk	1991-94
	7	Tavares Shorter	2003-05
8.	6	David Misher	2004-07
	6	Malcolm Jackson	2012-15
	6	James Allen	2017-18
	6	Shadarius Hopkins	2015-18

Interception Return Touchdowns

1.	3	James Allen	2017-18
2.	1	Antonio Simmons	1998
	1	David Jackson	2003-06,08-10
	1	Lorenzo Mathis	2013-16
	1	Okeba Rollinson	2005
	1	Antwain Harvey	2009
	1	Tony Robinson	1999-02
	1	Elijah Lee	2012-13
	1	Josh Mitchell	2004-08
	1	Matt Bach	2007-09
	1	Davion Anderson	2014-15
	1	Charles James	2009-12
	1	Jay Beech	2000-02
	1	Dylan Black	2011-14
	1	Solomon Brown	2014-18
	1	Sekwan Jenkins	2017
	1	Jonathan Slaton	2014, 16-18

Pass Breakups (since 1994)

1.	38	Malcolm Jackson	2012-15
2.	37	Charles James	2009-12
3.	33	Shadarius Hopkins	2015-18
4.	32	Troy McGowens	2013-16
5.	31	Omar Payne	1995-99
6.	26	Ruben Potts	1996-97
7.	20	Chris Kuzdale	2008-11
8.	19	James Allen	2017-18
	19	Tim Smith	2001-03
	19	Philip Ashley	2006-08

Fumble Return Yards

1.	190	Chris King	1996-98
2.	85	Gabe Middlebrook	2010-14
3.	77	Jada Ross	2004-07
4.	72	Antonio Simmons	1998
5.	61	T.J. Mawhinney	1999
	61	Anthony Ellis	2014-16
7.	60	J.D. Sosebee	2015-pres.
8.	53	Aaron Brown	2012-15
	53	Okeba Rollinson	2004,06-08
10.	43	Matt Bach	2007-09

Fumble Returns

1.	4	Andre Key	1996-98
	4	Quentin Lee	1996-97
3.	2	Chris King	1996-98
	2	Tony Robinson	1999-02
	2	John Wood	1996-97
	2	C.J. White	1996-97
7.	1	20 Tied	

Fumble Return Touchdowns

1.	2	Chris King	1996-98
2.	1	Gabe Middlebrook	2010-14
	1	Tony Robinson	1999-02
	1	Ryan West	2000-01
	1	Aaron Brown	2012-15
	1	Alexius Ferguson	2004-07
	1	Philip Ashley	2006-08
	1	Okeba Rollinson	2004,06-08
	1	T.J. Mawhinney	1999
	1	Anthony Ellis	2014-16
	1	Dylan Black	2011-14
	1	Antonio Simmons	1998
	1	Jada Ross	2004-07
	1	Garris Schwarting	2016-pres.

Forced Fumbles

1.	10	Chris King	1996-98
2.	8	Luvert Smith	1996-97
3.	7	Anthony Ellis	2014-17
3.	5	Chris Kuzdale	2008-11
	5	Joel Walton	2009-10
	5	Josh Mitchell	2004-08
	5	Tim Smith	2000-03
	5	Solomon Brown	2015-18
7.	4	Seven Tied	

Fumbles Recovered

1.	7	Okeba Rollinson	2004-08
2.	6	Latroy Robinson	1998-00
3.	5	Wallace Campbell	1991-94
	5	Josh Fagan	1999-00,03
	5	Isaac Lowrance	2010-14
6.	4	Eight Tied	

Total Tackles

1.	454	Jada Ross	2004-07
2.	295	Jonna Lee	2003,05-07
3.	292	Coy Browning	1991-93
4.	286	Solomon Brown	2015-18
5.	279	Josh Mitchell	2004-08
6.	271	Dennis Hamilton	1991-94
7.	268	Jon Belk	1991-94
8.	257	Quentin Lee	1993-96
9.	250	Bill Barteld	1991-94
10.	243	Aaron Brown	2012-15

Tackles For Loss

1.	52.0	Anthony Ellis	2014-17
2.	51.0	Solomon Brown	2015-18
3.	38.0	Dennis Hamilton	1991-94
4.	34.5	Jonna Lee	2003,05-07
5.	34.0	Gary Hamby	1995-98
6.	33.0	Jada Ross	2004-07
7.	27.0	Bill Barteld	1991-94
8.	25.0	Chris King	1995-98
9.	24.0	Josh Bender	1996-99
	24.0	Garrett Plyler	1997-00
	24.0	Chris Patrick	2006-10
	24.0	Johnny Robinson	2015-18

Sacks

1.	25.0	Anthony Ellis	2014-17
2.	17.0	Solomon Brown	2015-18
3.	13.0	Adrell Walker	1999-01
	13.0	Will Hunt	2009-13
5.	11.0	Gary Hamby	1995-98
	11.0	Jake Killeen	2007-08
7.	10.0	Johnny Robinson	2015-18
8.	9.0	Chris King	1996-98
	9.0	Ryan West	2000-01
	9.0	Joel Walton	2009-10

Blocked Kicks

1.	4	Jada Ross	2004-07
2.	3	Kenny Johnson	2009-12
3.	2	Damian Dixon	2012-13
	2	Marvin Gilmore	1996-97
	2	Antwain Harvey	2009
	2	C.J. White	1996-97
7.	1	30 Tied	

CHARLESTON SOUTHERN TEAM GAME RECORDS

Most Carries

1.	66	Morgan State	1993
	66	at Coastal Carolina	(10/1/16)
	66	VMI	(10/13/12)
4.	64	Lees-McRae	1993
5.	62	at Appalachian State	(9/28/13)
6.	61	Charlotte	(10/26/13)
	61	at Charlotte	(9/27/14)
8.	60	at Monmouth	(11/1/14)
	60	Guilford	(9/2/00)
	60	at Troy	(9/12/15)

Most Net Yards Rushing

1.	417	Guilford	(9/2/00)
2.	409	Edward Waters	(10/27/12)
3.	405	Kentucky State	(9/3/16)
4.	397	West Virginia Wesleyan	(10/15/05)
5.	383	Morgan State	1993
6.	375	Charlotte	(10/26/13)
7.	359	at Liberty	(11/14/14)
	359	Mississippi Valley State	2017
9.	354	North Greenville	(10/5/13)
10.	353	Lees-McRae	1993

Most Rushing Touchdowns Scored

1.	8	Guilford	(9/2/00)
2.	7	West Virginia Wesleyan	(10/15/05)
3.	6	Point	(8/28/14)
	6	Kentucky State	(9/3/16)
5.	5	10 Times	

Most Passes Attempted

1.	55	Liberty	(10/10/01)
2.	54	at North Greenville	(9/29/07)
3.	53	VMI	(10/23/10)
4.	52	at Wofford	(9/8/07)
5.	51	at The Citadel	(11/21/02)
6.	49	Presbyterian	(11/10/07)
	49	at Howard	(10/9/04)
	49	at Florida	(9/5/09)
9.	48	Coastal Carolina	(11/12/11)
	48	North Greenville	(10/25/03)

Most Passes Completed

1.	34	at North Greenville	(9/29/07)
2.	31	Gardner-Webb	(11/4/06)
	31	at Wofford	(9/8/07)
4.	30	Presbyterian	(11/10/07)
	30	at Wofford	(9/6/08)
6.	29	at The Citadel	(11/21/02)
	29	VMI	(10/2/04)
8.	28	Five Times	

Highest Pass Completion Percentage (Min 10 Passes)

1.	83.3	at Kentucky	(11/6/10)
2.	81.8	at Jacksonville	(11/20/99)
3.	80.0	Allen	(11/6/04)
	80.0	Presbyterian	(11/13/10)
	80.0	Guilford	(9/2/00)
6.	77.8	West Virginia State	(11/17/01)
7.	76.7	at Gardner-Webb	(11/5/05)
8.	76.5	Savannah State	(10/3/09)
	76.5	Georgetown	(10/28/06)
10.	76.2	Presbyterian	(11/8/08)

Most Passing Yards

1.	431	North Greenville	(10/25/03)
2.	419	Allen	(11/6/04)
3.	406	Gardner-Webb	(11/4/06)
	406	Austin Peay	(10/13/01)
5.	398	at North Greenville	(9/29/07)
6.	397	Coastal Carolina	(11/12/11)
7.	396	at The Citadel	(11/21/02)
8.	389	Mars Hill	(9/18/10)
9.	382	Presbyterian	(11/10/07)
10.	372	North Greenville	(10/23/04)
	372	North Greenville	(9/19/98)

Most Touchdown Passes

1.	6	North Greenville	(10/23/04)
2.	5	Edward Waters	(11/15/08)
	5	Presbyterian	(11/13/10)
	5	at The Citadel	(9/9/06)
5.	4	19 Tied	

Most Interceptions Thrown

1.	5	at Wofford	(9/8/07)
2.	4	11 Times	

Most Total Offense Yards Gained

1.	695	West Virginia Wesleyan	(10/15/05)
2.	641	Allen University	(11/6/04)
3.	630	North Greenville	(9/19/98)
4.	620	Point	2017
5.	617	at Charlotte	(9/27/14)
6.	576	at Liberty	(11/15/14)
7.	548	Charlotte	(10/26/13)
	548	Bucknell	(10/29/16)
9.	537	at North Greenville	(9/29/07)
10.	535	at Austin Peay	(10/14/00)

Most All-Purpose Yards Gained

1.	824	Kentucky State	(9/3/16)
2.	799	West Virginia Wesleyan	(10/15/05)
3.	792	at Charlotte	(9/27/14)
4.	783	North Greenville	(9/19/98)
5.	709	at North Greenville	(9/29/07)
6.	706	Bucknell	(10/29/16)
7.	702	Allen	(11/6/04)
8.	688	Liberty	(11/10/01)
9.	682	at Liberty	(11/12/16)
10.	677	at Presbyterian	(11/7/09)

Most Points Scored

1.	71	Bethel	1998
2.	66	Point	2017
3.	63	West Virginia Wesleyan	(10/15/05)
4.	61	Point	(8/28/14)
5.	59	at Coastal Carolina	(10/1/16)
6.	58	Allen	(11/6/04)
	58	Guilford	(9/2/00)
	58	Mississippi Valley State	2017
9.	57	Kentucky State	(9/3/16)
10.	55	North Greenville	(10/23/04)
	55	North Greenville	1998

Most Touchdowns Scored

1.	9	Point	(8/28/14)
	9	West Virginia Wesleyan	(10/15/05)
3.	8	Allen	(11/6/04)
	8	at Coastal Carolina	(10/1/16)
	8	North Greenville	(10/23/04)
	8	Guilford	(9/2/00)
	8	Kentucky State	(9/3/16)
	8	North Greenville	(9/19/98)
9.	7	Eight Tied	

Most Punt Return Yards

1.	248	Kentucky State	(9/3/16)
2.	103	Monmouth	(10/10/15)
3.	88	at North Greenville	(9/24/05)
4.	80	The Citadel	(9/20/14)
5.	77	Tusculum	(11/9/96)
	77	at Savannah State	(10/7/06)
7.	74	Gardner-Webb	(11/10/12)
8.	72	VMI	(10/21/06)
9.	67	at Kennesaw State	(11/7/15)
10.	66	at Liberty	(11/11/06)
	66	West Virginia State	(11/7/01)

Most Kick Return Yards

1.	262	Gardner-Webb	(10/16/10)
2.	255	at Wofford	(9/6/08)
3.	230	Liberty	(11/10/01)
4.	213	at South Florida	(11/2/02)
5.	209	at Presbyterian	(9/12/98)
6.	207	at Wofford	(9/22/01)
7.	205	Norfolk State	(9/24/11)
8.	199	at Hawai'i	(9/22/07)
9.	180	North Greenville	(10/25/03)
10.	174	at Coastal Carolina	(11/20/04)

Most Interceptions

1.	4	Lenoir-Rhyne	(10/2/99)
	4	at Presbyterian	(11/7/09)
	4	Gardner-Webb	(11/8/14)
	4	at Liberty	(11/11/00)
	4	Kennesaw State	(11/19/16)
	4	Edward Waters	(10/14/06)
	4	at Campbell	(11/17/18)
8.	3	15 Tied with 3	

Most Tackles

1.	122	at Presbyterian	(9/14/96)
2.	116	at Liberty	(10/30/04)
3.	114	West Virginia State	(9/21/96)
	114	Coastal Carolina	(11/17/07)
5.	111	at UAB	(11/21/96)
6.	106	Newberry	(10/12/96)
7.	105	Norfolk State	(9/24/11)
8.	104	Gardner-Webb	(10/4/08)
9.	102	North Greenville	(9/4/10)
	102	North Greenville	(9/30/06)

Most Quarterback Sacks

1.	9.0	Mississippi Valley State	2017
2.	7.0	Austin Peay	2000
	7.0	Savannah State	2002
4.	6.0	Jacksonville	2000
	6.0	North Greenville	2001
	6.0	Kentucky State	2016
	6.0	Point	2017
8.	5.0	12 Tied	

Most Tackles For Loss

1.	19.0	Guilford	(9/2/00)
2.	17.0	at Savannah State	(10/12/02)
3.	16.0	at Jacksonville	(10/6/01)
	14.0	at Gardner-Webb	(10/24/15)
	14.0	Jacksonville	(10/26/02)
7.	13.0	at Presbyterian	(9/12/98)
	13.0	South Carolina State	(9/5/98)
9.	12.0	at South Carolina State	(9/4/99)
	12.0	Bucknell	(10/29/16)

Most Fumbles Forced

1.	4	VMI	(11/1/08)
	4	West Virginia State	(9/16/00)
	4	Jacksonville	(9/16/05)
	4	at Norfolk State	(9/21/13)
5.	3	Nine Times	

Most Fumbles Recovered

1.	4	at Savannah State	(10/12/02)
	4	Jacksonville	(9/16/05)
	4	at Norfolk State	(9/21/13)
	4	Wofford	(9/23/00)
5.	3	at Coastal Carolina	(11/22/08)
	3	VMI	(11/1/08)
	3	Guilford	(9/2/00)
	3	West Virginia State	(9/16/00)
9.	2	31 Tied	

Most Pass Breakups

1.	12	Gardner-Webb	(11/10/12)
2.	10	West Virginia State	(9/21/96)
	10	VMI	(10/23/10)
	10	Coastal Carolina	(10/31/15)
5.	9	Jacksonville	(9/16/05)
	9	North Greenville	(9/19/98)
7.	8	Tusculum	(11/6/99)
	8	at South Florida	(11/2/02)
	8	Stony Brook	(11/14/09)
	8	at Austin Peay	(10/17/98)

Most Blocked Kicks

1.	2	North Greenville	(10/5/13)
	2	at Austin Peay	(10/17/98)
	2	Liberty	(10/20/07)
	2	VMI	(10/21/06)
	2	Jacksonville State	(9/15/07)
6.	1	34 Tied	

CHARLESTON SOUTHERN TEAM SEASON RECORDS

Rushing Yards			Total Offense Yards			Kick Return Yard Average		
1.	3,028	2013	1.	4801	2014	1.	25.4	2016
2.	2,932	2016	2.	4777	2013	2.	23.4	1998
3.	2,799	2015	3.	4667	2015	3.	22.7	2015
4.	2,726	2014	4.	4504	2016	4.	22.6	2008
5.	2,221	2012	5.	4120	2001	5.	22.3	2014
6.	2,123	2017	6.	4077	2005	6.	21.6	2001
7.	1,996	1993	7.	4065	2009	7.	20.8	1993
8.	1,978	2000	8.	3992	2006	8.	20.4	2013
9.	1,853	2018	9.	3910	2007	9.	20.4	2003
10.	1,798	2009	10.	3837	2004	10.	20.2	1994
Rushing Touchdowns			All Purpose Yards			Interceptions		
1.	30	2016	1.	5944	2014	1.	18	2006
3.	30	2015	2.	5846	2015	2.	16	2002
2.	27	2014	3.	5733	2013	3.	15	2014
4.	22	2013	4.	5655	2016	4.	13	2008
5.	20	2000	5.	5404	2009		13	2000
	20	2005	6.	5394	2007		13	1999
	20	2017	7.	5350	2001		13	2010
	20	1999	8.	5110	2005		13	2018
9.	19	2012	9.	5047	2006	9.	12	2009
10.	16	2001	10.	4834	2002		12	2004
	16	1992						
	16	2018						
Rushing Yards/Game			Total Points Scored			Tackles For Loss		
1.	266.5	2016	1.	368	2015	1.	96.0	2002
2.	232.9	2013	2.	363	2016	2.	84.0	2001
3.	227.2	2014	3.	341	2014	3.	83.0	2000
4.	215.3	2015	4.	313	2005	4.	81.5	1999
5.	201.9	2012		313	2013	5.	81.0	2018
6.	193.0	2017	6.	300	2006	6.	78.0	2016
7.	181.5	1993	7.	277	2008	7.	78.0	2013
8.	179.8	2000	8.	268	Three Seasons	8.	76.0	1998
9.	168.5	2018				9.	73.0	2008
10.	166.4	1999				10.	72.0	2006
Passing Yards			PAT Kicks Made			Quarterback Sacks		
1.	2,863	2006	1.	45	2016	1.	34.0	2017
2.	2,706	2007	2.	40	2015	2.	31.0	2002
3.	2,666	2005	3.	36	2014	3.	29.0	2001
4.	2,599	2004		36	2005		29.0	2016
5.	2,581	2001	5.	34	2006	5.	28.0	2000
6.	2,453	2003	6.	32	2013	6.	26.0	2013
7.	2,423	2010	8.	31	2017	7.	24.0	2006
8.	2,273	2002	9.	30	2000	8.	23.5	1998
9.	2,267	2009	10.	29	2007	9.	22.0	2008
10.	2,197	2008		29	2010	10.	20.0	2015
Passing Touchdowns			Field Goals Made			Fumbles Forced		
1.	26	2008	1.	16	2009	1.	18	2000
2.	23	2006	2.	12	2018	2.	16	2008
3.	22	2010	3.	11	2013	3.	14	1996
	22	2004		11	2001		14	1997
5.	21	2007		11	2007	5.	11	2013
6.	20	2005	7.	10	2014	6.	10	2003
7.	18	2016	8.	9	2008		10	2002
8.	16	2013	9.	9	2011	8.	9	2006
	16	2015	10.	9	1998		9	2007
	15	2002		8	1999	10.	8	Three Seasons
				8	2015			
Pass Completion Percentage			Average Yards/Punt			Fumbles Recovered		
1.	68.7	2006	1.	43.60	1998	1.	17	2000
2.	60.9	2005	2.	41.42	2017	2.	14	2008
3.	60.6	2004	3.	39.82	2018	3.	14	2003
4.	60.2	2008	4.	39.67	1996	4.	12	2002
5.	58.4	2010		39.67	1997	5.	10	2007
6.	57.0	2009	6.	38.46	2011		10	2005
7.	56.5	2007	7.	37.47	2000	7.	9	1996
8.	56.4	2001	8.	36.80	2016		9	1997
9.	54.2	2000	9.	36.72	2007		9	2013
10.	52.9	2013	10.	36.55	2014	10.	8	Two Seasons
Passing Yards/Game			Punt Return Yard Average			Passes Defended		
1.	260.3	2006	1.	15.5	2015	1.	60	2002
2.	259.9	2004	2.	14.4	2014	2.	52	2010
3.	246.0	2007	3.	13.9	2006	3.	51	2005
4.	242.4	2005	4.	13.8	2016		51	2016
5.	234.6	2001	5.	13.5	1996	5.	49	2013
6.	220.3	2010	6.	13.2	1995		49	2008
7.	206.1	2009	7.	11.1	2002		49	2014
8.	204.4	2003	8.	11.0	2018	8.	48	1999
9.	189.4	2002	9.	10.7	2011		46	2006
10.	187.5	2011	10.	10.3	1998	10.	44	Two Seasons

■ LAST TIME IT HAPPENED

■ CHARLESTON SOUTHERN

RUSHING

30 attempts	34, C. Reyes at Appalachian State 09/28/13*
200 yards	226, A. Copeland vs. West Virginia Wesley College 10/15/05
4 TDs	T. Allen vs. Presbyterian 10/20/12
3 TDs	3, London Johnson vs. Elon, 9/22/18
100-yard Game	119, London Johnson vs. Elon, 9/22/18
Two 100-Yd performances (same game)	127, B. Robinson, D. Hammond vs. N. Greenville, 9/12/15
BTB 100-yard Games	M. Holloway, 151 at Monmouth, 9/24/16, 140 at Coastal Carolina, 10/1/16

PASSING

30-39 attempts	33, A. J. Toscano at Gardner-Webb 10/17/09
40-49 attempts	48, R. Mounce vs. Coastal Carolina 11/12/11
50 attempts	53, A. Trudnowski vs. VMI 10/23/10
20-29 completions	20, A. Brown vs. Liberty 11/14/15
30-39 completions	34, E. Byrd vs. North Greenville 9/29/07
300 yards	301, A. Brown, vs. Liberty 11/14/15
400 yards	419, C. Drafts vs. Allen 11/6/04
3 TDs	4, London Johnson vs. Savannah State, 10/21/17
4 TDs	4, London Johnson vs. Savannah State, 10/21/17
5 TDs	C. Drafts vs. The Citadel 9/9/06

RECEIVING

10+ receptions	10, N. Perera vs. Jacksonville 09/08/12
150 yards	232, N. Perera vs. Stony Brook 11/05/11
200 yards	232, N. Perera vs. Stony Brook 11/05/11
Two 100-yard receivers (same game)	N. Perera, 7-128 yards, 2 TD, K. Dinkins, 6-114 yards, 2 TDs vs. Liberty 11/14/15

TOTAL OFFENSE

600 yards	620, Point, 9/23/17
500 yards	503 vs. Virginia Lynchburg, 10/13/18
400 yards	503 vs. Virginia Lynchburg, 10/13/18

FIELD GOALS

50+ yards	50, Tyler Tekac vs. Gardner-Webb, 11/10/18
4 FG made	N. Ellis vs. Savannah St., 10/6/07

TOUCHDOWN RETURNS (YARDAGE)

Kickoff	80, James Allen at Hampton, 9/29/18
Punt	45, Taz Lindsey vs. Mississippi Valley State, 9/30/17
Interception	52, James Allen at Campbell, 11/17/18
Fumble	61, A. Ellis at Kennesaw State, 11/7/15
Blocked Field Goal	68, P. Ashley vs. Jacksonville State, 9/15/07
Blocked Punt	17, L. Mathis at Vanderbilt, 10/11/14

RUN/PASS DISTANCE

90-yard run	90, A. Singleton at Austin Peay, 10/14/00
80-yard run	84, C. Reyes vs. Gardner-Webb, 11/8/14
70-yard run	78, London Johnson vs. Elon, 9/22/18
60-yard run	62, Kendrick Bell vs. Virginia Lynchburg, 10/13/18
50-yard run	54, Terrence Wilson vs. Gardner-Webb, 11/10/18
90-yard pass	92, J. Stills vs. Austin Peay, 10/13/01
80-yard pass	87, Shane Bucenell to Kameron Brown vs. Miss. Valley St., 9/30/17
70-yard pass	72, Jack Chambers to Garris Schwarting vs. Virginia Lynchburg, 10/13/18
60-yard pass	65, London Johnson to Kenny Dinkins at Monmouth, 11/3/2018

TEAM

Shutout opponent at home	Gardner-Webb, 16-0, 11/10/18
Shutout opponent on road	at Presbyterian, 7-0, 10/14/17
Played Overtime	Charlotte (W, 47-41) 9/27/14, Stony Brook, 11/14/09
Forced five turnovers	6 vs. Presbyterian, 10/20/18
Scored a safety	M. Taylor at Florida State, 9/10/16
Game-winning field goal	T. Tekac (42 yards) vs. Liberty, 11/18/17
Blocked a punt	Justin McIntire at Campbell, 11/17/18
Scored 40 points	41 vs. Presbyterian, 10/20/18
Scored 50 points	58 vs. Virginia Lynchburg, 10/13/18
Scored 60 points	66 vs. Point, 9/23/17
Blocked a FG	1, Brandon Rowland at Savannah State, 10/6/18

■ OPPONENTS

RUSHING

30+ attempts	33, L. Byrd at Presbyterian, 11/07/09
200 yards	274, L. Byrd at Presbyterian, 11/07/00
4 TDs	M. Adkins II, at Colorado, 10/19/13
3 TDs	Kevin Harris at South Carolina, 9/7/19
Two 100-yard rush (same game)	147 K. Harris, 118 M. Denson at South Carolina, 9/7/19

PASSING

30-39 attempts	30, Ryan Hilinski at South Carolina, 9/7/19
40-49 attempts	44, Sloane Calvert vs. Liberty, 11/18/17
20-29 completions	25, Sloane Calvert vs. Liberty, 11/18/17
300 yards	321 at Indiana, 10/7/17
3 TDs	3, K. Bahar at Monmouth, 11/3/18
4 TDs	5, F. Franks at Florida, 9/2/18
5 TDs	5, F. Franks at Florida, 9/2/18
6 TDs	B. Moniz at Hawaii, 9/25/10
4+ interceptions	N/A

RECEIVING

10+ receptions	10, Antonio Gandy-Golden vs. Liberty, 11/18/17
200+ yards	214, K. Norrell at Stony Brook, 10/06/12
150-179 yards	174, John Israel, at Coastal Carolina, 10/25/14
140-149 yards	149, J. Turner vs. Jacksonville, 10/26/02
130-139 yards	131, G. Salas at Hawaii, 9/25/10
3 TDs	D. Peterson at Liberty, 11/15/14

TOTAL OFFENSE

700 yards	775 at South Carolina, 9/7/19
600 yards	775 at South Carolina, 9/7/19
500 yards	775 at South Carolina, 9/7/19
400 yards	450 at Monmouth, 11/3/18

FIELD GOALS

50+ yards	50, M. Bevins vs. Liberty, 10/24/09
5 FG attempts	M. Sharpe at VMI, 10/11/03

TOUCHDOWN RETURNS (YARDAGE)

Kickoff	93, C. Walden at Jacksonville, 9/17/11
Punt	89, J. Wilson at Florida State, 9/10/16
Interception	44, Peters vs Liberty, 11/14/15
Fumble	70, J. Washington vs. VMI, 10/13/12

RUN/PASS DISTANCE

70-yard run	75, Kevin Harris at South Carolina, 9/7/19
70-yard run	75, Kevin Harris at South Carolina, 9/7/19
50-yard run	57, Mon Denson at South Carolina, 9/7/19
90-yard pass	91, B. Parson vs. Liberty, 11/10/01
80-yard pass	87, K. Hughes, 11/03/07
70-yard pass	77, Stevenson to Rembert vs. Virginia Lynchburg, 10/13/18
60-yard pass	60, Ryan Hilinski to Bryan Edwards, at South Carolina, 9/7/19

TEAM

Shutout Charleston Southern on road	at Kennesaw State, 39-0, 11/11/17
Scored 30-39 points	72 at South Carolina, 9/7/19
Scored 40-49 points	72 at South Carolina, 9/7/19
Scored 50-59 points	72 at South Carolina, 9/7/19
Scored 60+ points	72 at South Carolina, 9/7/19
Scored safety	Team at Mississippi State, 9/2/17
Blocked a field goal	Team at Florida, 9/2/18

BOLD is from 2019 Season

*Denotes CSU School Record