



# BUCCANEER

## 20 FOOTBALL 19



### THE RUNDOWN

<b>RECORD</b>	<b>OVERALL:</b>	<b>0-0</b>
	BIG SOUTH	0-0
	NON-CONFERENCE	0-0
	HOME	0-0
	AWAY	0-0

### THE SCHEDULE

Date	Opponent	Time
Aug. 31	at Furman	1 p.m.
Sept. 7	at South Carolina	Noon
<b>Sept. 14</b>	<b>North Carolina A&amp;T</b>	<b>6 p.m.</b>
Sept. 21	at The Citadel	6 p.m.
<b>Oct. 5</b>	<b>Savannah State</b>	<b>6 p.m.</b>
Oct. 12	at Kennesaw State	3 p.m.
Oct. 19	at North Alabama	7 p.m.
<b>Oct. 26</b>	<b>Monmouth*</b>	<b>6 p.m.</b>
Nov. 2	at Gardner-Webb*	1:30 p.m.
<b>Nov. 9</b>	<b>Hampton*</b>	<b>6 p.m.</b>
Nov. 16	at Presbyterian*	1 p.m.
<b>Nov. 23</b>	<b>Campbell*</b>	<b>3:30 p.m.</b>

\*Big South Opponent // All times Eastern

### TUNE IN

VIDEO: ESPN+  
 PXP: Bob Mihalic  
 Booth Analyst: Sam Wyche

### MEDIA RELATIONS

**Seth Montgomery**  
 Associate A.D. / Communications & P.R.  
 Phone: (843) 863-7853  
 Email: smontgomery@csuniv.edu

**Harrison Huntley**  
 Assistant Director/Communications  
 Phone: (843) 863-7289  
 Email: hhuntley@csuniv.edu

**Furman Contact:**  
**Hunter Reid**  
 Associate A.D. for Athletic Communications  
 Phone: (864) 294-2061  
 Email: hunter.reid@furman.edu

### TABLE OF CONTENTS

Media Information	2
Numerical Roster	3
Alphabetical Roster	4
Depth Chart	5
Accolades	6-7
Offensive Notes	8-11
Defensive Notes	12-15
Special Teams Notes	16-17
Mark Tucker	18
Team Statistics	19-30
All-Time Series Records	31
Single Game Records	32-33
Last Time It Happened	34

### GAME 1 | AT FURMAN

Aug 31, 2019 \* Greenville, S.C. \* 1 p.m. ET \* ESPN+



**CHARLESTON SOUTHERN**  
 BIG SOUTH

**2018 Record:** 5-6/3-2  
**Head Coach:** Autry Denson  
**Career:** First Season  
**CSU:** Same

QUICK HITS (2018 Stats)		
21.2	Points/Game	27.2
23.6	Points Allowed/Game	28.2
168.5	Rush Yards/Game	20.34
185.2	Rush Yards Allowed/Game	157.8
83.0	Pass Yards/Game	149.4
139.4	Pass Yards Allowed/Game	250.7
251.5	Total Offense/Game	352.8



**FURMAN**  
 SOUTHERN

**2018 Record:** 6-4/6-2  
**Head Coach:** Clay Hendrix  
**Career:** 14-9 (3rd)  
**FUR:** Same

### TOP RETURNING STATISTICAL LEADERS

Player	Category	Player	Category
#8 Jack Chambers	PASSING	#4 Darren Grainger	PASSING
14-of-26, 244 yards, 2 TD, 2 INT		13-of-27, 181 yards, 2 TD, 2 INT	
#26 Terrence Wilson	RUSHING	#22 Devin Wynn	RUSHING
87 carries, 540 yards, 6 TD		113 carries, 722 yards, 6 TD	
#86 Garris Schwarting	RECEIVING	#89 Thomas Gordon	RECEIVING
3 catches, 106 yards, 1 TD		29 catches, 430 yards, 1 TD	
#5 J.D. Sosebee	DEFENSE	#23 Elijah McKoy	DEFENSE
72 tackles, 6.5 TFL, 0.5 Sacks, 3 FR		91 tackles, 6.0 TFL, 2.0 Sacks, 1 INT	

### AT A GLANCE

**KEY STORYLINES**  
**>>AUTRY DENSON ERA**  
 Saturday marks the introduction of the Autry Denson era for the Charleston Southern football program. The former Notre Dame running backs coach took the reins of the program in January and established a nationally-ranked recruiting class, while bringing enthusiasm back to the program. Denson is the fifth head coach in CSU history.

**>>AIR RAID WITH ATTITUDE**  
 Gone are the days of the triple option at CSU. Although the Bucs will still run several option elements, CSU will be slinging the ball around the field in the offense Coach Denson describes as an 'Air Raid with an Attitude'. Quarterback Jack Chambers is first on the field for the Bucs as CSU gets ready for their opener at Furman.

**>>DIFFICULT OPENING STRETCH**  
 The first month of the season does no favors for the Bucs as CSU will face two top-20 FCS programs in Furman and North Carolina A&T, an SEC foe in South Carolina, and the annual rivalry battle at The Citadel. The Bucs will also take on Big South favorite Kennesaw State to open conference play.

**SERIES INFORMATION**

Overall:	First Meeting
Buccaneer Field:	N/A
Paladin Stadium:	First Meeting
Neutral:	N/A
First Meeting:	First Meeting
Last Meeting:	First Meeting
Streak:	First Meeting

**The Venue**

Stadium:	Paladin Stadium
Capacity:	16,000
Surface:	ShawSports "Thunderbolt"



CHARLESTON SOUTHERN WEEKLY SCHEDULE

26 MON	27 TUES	28 WED	29 THU	30 FRI	31 SAT	1 SUN
Coach Denson TV Interview - 1:45 p.m.  Practice - 6:45 p.m.	Coach Denson Media Availability 3:45 p.m.  Practice - 4:15 p.m.	Practice - 4:15 p.m.	Practice - 4:15 p.m.	Practice - 1 p.m.	<b>GAME DAY</b> at FURMAN - 1 p.m.  GREENVILLE, S.C. ESPN+	Off Day  No Media Availability

**THE BASICS**

Location (Founded)..... Charleston, S.C. (1964)  
 Address .....P.O. Box 118087, Charleston, S.C. 29423-8087  
 Conference .....Big South  
 Affiliation ..... NCAA Division I (FCS)  
 Enrollment .....3,459  
 Colors ..... Blue (PMS 295) and Gold (PMS 7503)  
 Nickname.....Buccaneers  
 Mascot....."Bucky"  
 Band....."Pride of the Lowcountry"  
 President ..... Dr. Dondi E. Costin  
 Faculty Representative..... Dr. Todd Heldreth  
 Athletic Director..... Jeff Barber  
 Associate A.D. (Compliance)/SWA..... Lisa Gilmore  
 Associate A.D. (Media Relations)..... Seth Montgomery  
 Associate A.D. (Facilities)..... James Bradley  
 Associate A.D. (Business and Administration)..... Courtney Hall  
 Associate A.D. (Academics)..... Betty Palmer  
 Assistant A.D. (Medical Services)..... Brad Drake  
 Administrative Assistant..... Courtney Schley  
 Athletic Department Phone..... 843-863-7678  
 Athletic Department Fax..... 843-863-7695  
 Ticket Office Phone ..... 843-863-7670

**FACILITY INFORMATION**

Facility..... Buccaneer Field  
 Capacity .....4,000  
 Surface .....Field Turf  
 Record at Buccaneer Field.....81-66

**HISTORY**

First Year of Football.....1991  
 All-Time Record ..... 110-182  
 All-Time Big South Record .....32-44  
 Conference Championships..... 3  
 .....(2005 Co-Champions), (2016 Co-Champions)  
 Playoff Appearances.....2015 (#8 national seed; reached FCS quarterfinals)  
 ..... 2016 (FCS First Round)

**TEAM INFORMATION**

2018 Overall Record:.....5-6  
 Home/Away ..... 3-2/2-4  
 Big South Conference/Finish.....3-2/3rd  
 Home/Away .....2-1/1-1

**COACHING STAFF**

Head Coach .....Autry Denson  
 Defensive Coordinator/Linebackers.....Zane Vance  
 Offensive Coordinator/Inside Wide Receivers..... Felton Huggins  
 Offensive Line..... Aaron Coeling  
 Outside Wide Receiver .....Antwan Toomer  
 Running Backs .....Armando Allen  
 Defensive Line.....Jason Brooks  
 Defensive Backs .....Greg Moss  
 Quarterbacks.....Klay Koester  
 Special Teams Coordinator/Assistant A.D. for Operations .....David Padilla  
 Offensive Line Assistant.....Travis Palmer  
 Graduate Assistants - Operations..... Mike Marangelli & Josh Rodgers  
 Graduate Assistant ..... Jordan Griffin  
 Operations Assistant.....Drew Stengel

**MEDIA AVAILABILITY AND POLICY**

**WEEKLY GAME NOTES**

Thank you for your coverage of CSU Football for the 2019 season. These game notes have been designed to provide local, regional and national media with useful information about the CSU football program, specific to this week's game. Additional information on CSU's history and tradition, along with much more in-depth team information can be found in your copy of the 2019 CSU Football Media Guide. You can also find more information at csusports.com. Should you need additional information such as photographs, video or additional media guides, please contact the CSU Sports Information office at (843) 863-7853.

**CSUSPORTS.COM**

Please visit csusports.com for press releases, updated player and coach bios, statistics, game notes, and schedules. The 2019 CSU Football Media Guide is available online in PDF at [http://csusports.com/documents/2019/8/2/2019\\_20\\_Football\\_Media\\_Guide.pdf](http://csusports.com/documents/2019/8/2/2019_20_Football_Media_Guide.pdf).

**PRACTICES AND MEDIA AVAILABILITY**

Members of the media will be invited to conduct interviews before and at the conclusion of practice. Please give at least 24 hours notice with special requests. (PLEASE NOTE THE CALENDAR ABOVE FOR MEDIA AVAILABILITY FOR THE WEEK.)

**ATHLETIC STAFF INTERVIEWS**

Interview requests for Athletic Director Jeff Barber or any other member of the athletic administration should be directed to Associate A.D. for Communications Seth Montgomery. Montgomery can be contacted at smontgomery@csuniv.edu or at (843) 863-7853.

**SOCIAL MEDIA**

Football Twitter: @CSUFB  
 CSU Athletics Twitter: @CSUSports, @CSUGameDay  
 Instagram: @CSUBucs  
 Facebook: @CSUSports  
 YouTube: @CSUSports

**POSTGAME MEDIA AVAILABILITY**

Postgame interviews will be conducted at field level at Buccaneer Field in the end zone closest to the CSU locker room following all CSU home football games. Coach Autry Denson and select players will be available following the NCAA mandatory cooling off period. Members of the media are invited to move from the press box down to the field four minutes prior to the ending of the game. For road games, CSU will conduct interviews outside the locker room or in a location designated by the host school.

**POLICY REMINDERS**

Other than during the recognized interview time at practice sessions, press conferences and other organized media availability, interviews and information inquiries must be initiated and arranged through the Athletic Communications office prior to being conducted. Media members should not contact directly CSU players, coaches, support staff or other athletic department personnel for any reason. Some players may not be available at every practice depending on circumstances such as classes, exams or other obligations.

NUMERICAL ROSTER

No.	Name	Pos.	Cl.	Ht.	Wt.	Hometown/(Previous School)
1	Christian Reid	QB	So.	6-0	171	Newnan, Ga. / East Coweta
1	Darin Smalls	DB	R-Sr.	5-11	185	Summerville, S.C. / Summerville
2	Ronnie Harris	RB	R-Sr.	5-10	205	Richmond Hill, Ga. / Richmond Hill
3	Darius Douglas	QB	R-So.	6-0	175	Moncks Corner, S.C. / Berkeley
4	Geoffrey Wall	WR	Sr.	5-9	175	High Point, N.C. / High Point Central
5	Ross Malmgren	QB	Fr.	6-3	210	Acworth, Ga. / North Paulding
5	J.D. Sosebee	LB	R-Sr.	6-0	215	Gainesville, Ga. / Gainesville
6	Jarrod Stanley	DB	R-Jr.	5-9	165	Fairburn, Ga. / Creekside
7	Jonathan Earl	RB	Jr.	5-10	215	Cayce, S.C. / Airport
8	Jack Chambers	QB	R-So.	5-10	170	Lilburn, Ga. / Parkview
8	JaRon Godbolt	S	Jr.	5-10	170	Trussville, Ala. / Hewitt-Tressville
9	John Chiaramonte Jr.	DL	Jr.	6-2	238	Clearwater Beach, Fla. / CCC (AFA Prep)
10	Edward King	LB	R-Jr.	6-1	225	Hollywood, Fla. / Hallandale
11	Kameron Brown	WR	R-Sr.	6-3	220	Graniteville, S.C. / Midland Valley
12	Travay Hatten	TE	R-Sr.	6-4	220	Pageland, S.C. / Central
13	Jaquan Williams	WR	R-Jr.	6-3	180	Simpsonville, S.C. / Woodmont
14	Craig Johnson	TE	R-Sr.	6-2	205	Swansea, S.C. / Swansea
15	Qua-Von Scott	TE	R-Sr.	6-1	230	Athens, Ga. / Clarke Central
16	Hombre Kennedy	DB	So.	5-11	180	Summerville, S.C. / Ashley Ridge
17	Geordan Livingston	WR	Fr.	5-9	160	Beaufort, N.C. / East Carteret
17	Tavian Montgomery	DB	Fr.	5-10	175	Sykesville, Md. / Century
19	Kaleb Chatmon	WR	Fr.	6-0	170	Cartersville, Ga. / Cartersville
20	Evan Cruz	DB	R-Jr.	5-8	170	Viera, Fla. / Viera
22	Jamari Dunbar	RB	Jr.	5-8	192	Bamberg, S.C. / Bamberg-Ehrhardt
23	Kendrick Bell	RB	So.	5-8	182	Rocky Mount, N.C. / Southern Nash
24	Deiontre Nixon	DB	So.	5-10	185	Moncks Corner, S.C. / Berkeley
25	Lawson Cook	DB	Jr.	6-0	195	Iowa Falls, Iowa /
26	Zach Hayden	S	R-Sr.	6-0	190	Hartsville, S.C. / Hartsville
26	Terrence Wilson	RB	Jr.	5-8	200	Leesville, S.C. / Batesburg-Leesville
27	Jake Lanford	LB	Fr.	6-1	210	Macon, Ga. / Jones County
28	Thywon Little	DB	Fr.	5-10	190	Winter Garden, Fla. / West Orange
29	Thaddeus Underwood	S	So.	6-2	186	Atlanta, Ga. / ELCA
30	Cody Cline	DB	Fr.	6-1	185	Concord, N.C. / Cox Mill
31	Anton Williams	DE	Jr.	6-3	215	Marianna, Fla. / Marianna
32	Dennis Fisher	DB	Fr.	6-2	190	Vero Beach, Fla. / Vero Beach
33	Nick Salley	DE	Sr.	5-10	225	Walterboro, S.C. / Colleton
34	Koran Stewart	LB	Fr.	6-0	200	Burlington, N.C. / Southern Alamance
35	Gabriel Harmon	LB	So.	5-9	188	Newberry, S.C. / Newberry
36	Trayson Fowler	DB	Fr.	6-1	190	Spartanburg, S.C. / Boiling Springs
37	Will Fording	LB	Fr.	5-10	185	Cornelius, N.C. / William A. Hough
38	Kyle Syvarth	LB	Jr.	6-1	205	Marietta, Ga. / Lassiter
39	Jordan Carr	S	Fr.	6-1	163	Lexington, S.C. / Lexington
40	Garrett Sayegh	LB	So.	5-9	195	Simpsonville, S.C. / Hillcrest
41	Jerome Rice III	LB	So.	6-0	212	Spartanburg, S.C. / Spartanburg
42	Jahid Beamon	DT	Sr.	6-1	295	Easton, Pa. / Wilson Area (Ellsworth CC)
42	Anthoni Taylor	RB	Fr.	5-5	170	Myrtle Beach, S.C. / Myrtle Beach
43	Justin McIntire	LB	Jr.	6-0	215	Lexington, Ky. / East Jessamine (East LA Coll.)
44	Nick Spitulski	LB	Fr.	6-4	225	Orlando, Fla. / Bishop Moore

No.	Name	Pos.	Cl.	Ht.	Wt.	Hometown/(Previous School)
45	Markus Melvin	RB	So.	5-10	200	Florence, S.C. / West Florence
45	Jon Pohahau	DL	Sr.	6-2	290	Redwood City, Calif. / Wilcox (SF City CC)
46	Kevon Hilliard	DL	Fr.	6-2	225	Huntersville, N.C. / William A. Hough
47	Alex Usry	K	R-So.	5-10	185	McDonough, Ga. / ELCA
48	Dwayne Jackson	LB	So.	6-1	200	Jacksonville, N.C. / Jacksonville
49	Ethan Ray	LS	R-Jr.	6-0	185	Boiling Springs, S.C. / Boiling Springs
50	Ben Moxley	OL	Fr.	6-1	275	Lake Mary, Fla. / Lake Mary
51	Jacob Libretto	DL	Fr.	6-3	210	Orange Park, Fla. / Fleming Island
52	Ja'Courtney Snipes	DL	Fr.	6-3	260	Lithonia, Ga. / Lithonia
53	D'Andra Thompson	OL	Jr.	6-3	250	Orangeburg, S.C. / Orangeburg-Wilkinson
55	Preston Nichols	OL	So.	6-3	262	Charlotte, N.C. / West Mecklenburg
56	Bailey Ottaway	OT	So.	6-5	275	Flowery Branch, Ga. / Flowery Branch
59	Justin Holsclaw	LB	Fr.	6-0	215	Kannapolis, Ga. / A.L. Brown
60	Matthew Hogan	OL	Fr.	6-4	295	Orlando, Fla. / Ocoee
65	Stephen Haralambis	OL	R-Sr.	6-3	285	Chapin, S.C. / Chapin
66	JD Rice	OL	R-Sr.	6-2	255	Orlando, Fla. / Lake Nona
67	Joshua Crump	OL	Fr.	6-2	310	Vanceboro, N.C. / West Craven
68	Dylan Beal	OL	Fr.	6-1	265	Cornelius, N.C. / William A. Hough
71	Daviyon McDaniel	OL	R-So.	6-3	265	Sumter, S.C. / Sumter
73	Christian Lewis	OL	Jr.	6-1	260	North Charleston, S.C. / Stall
74	Leroy Henry	OL	Sr.	6-2	320	St. Cloud, Fla. / St. Cloud
76	JT Melton	OL	R-So.	6-2	285	Chesterfield, S.C. / Dillon
78	Zack Evans	OL	R-Sr.	6-2	285	Florence, S.C. / South Florence
79	Jacob Tylski	OL	Fr.	6-4	240	Jacksonville, Fla. / Episcopal School
80	Quinn Caballero	WR	Fr.	6-0	175	Navarre, Fla. / Navarre
81	Demetrius Jones	WR	So.	6-4	178	Jacksonville, N.C. / Northside
82	Buchi Nwaubi	WR	Fr.	6-3	190	Marietta, Ga. / Lassiter
83	Patrick Smith	TE	So.	6-1	210	Spartanburg, S.C. / Boiling Springs
84	Tyree Baptiste	WR	So.	5-11	165	Clermont, Fla. / East Ridge
85	Isaiah Stephens	WR	Fr.	6-0	180	Tampa, Fla. / Tampa Bay Tech
86	Garris Schwarting	WR	Sr.	5-10	160	Bamberg, S.C. / Bamberg Ehrhardt
87	Ben Harris	WR	Fr.	6-5	195	Greenville, N.C. / J.H. Rose
88	Isaac Ross	WR	Fr.	5-9	160	Rock Hill, S.C. / South Pointe
89	TJ Roberts	WR	Fr.	5-9	175	Jacksonville, Fla. / Raines
90	Shaundre Mims	DL	R-So.	6-	228	Vanceboro, N.C. / West Craven
91	Eishaun Funnye	DL	R-Sr.	6-2	295	Hemingway, S.C. / Hemingway
95	Kyle Reighard	P	R-Sr.	6-2	197	Salem, Va. / Salem
96	Ramero Rock	DE	R-Jr.	6-1	240	Sumter, S.C. / Sumter (GA Military Coll.)
97	Miller Braddock	P	Jr.	6-1	160	Hartsville, S.C. / Hartsville
98	Nathaniel Toole	K	So.	5-10	170	Barnwell, S.C. / Barnwell
	Shayne Boyle	WR	Fr.	5-6	145	Fort Mill, S.C. / Fort Mill
	Dylan Jones	DB	Fr.	6-1	185	West Chester, Ohio / Lakota West
	Cayden Jordan	WR	R-Fr.	6-2	180	Tampa, Fla. / Gaither
	Isaiah Sullivan	WR	R-Jr.	6-3	190	Mauldin, S.C. / Mauldin
	Stefan Williams	DL	R-Jr.	6-1	230	Arcadia, Fla. / Desoto

COACHING STAFF LOCATIONS

Sidelines

Head Coach	Autry Denson
Defensive Coordinator/Linebackers	Zane Vance
Defensive Line	Jason Brooks
Defensive Backs	Greg Moss
Offensive Line	Aaron Coeling
Running Backs	Armando Allen
Quarterbacks	Klay Koester
Outside Wide Receivers	Antwan Toomer
Special Teams Coordinator/Assistant A.D. for Operations	David Padilla
Offensive Assistant	Drew Stengel
Graduate Assistant (Operations/Equipment)	Mike Marangelli

Press Box

Offensive Coordinator/Inside Wide Receivers	Felton Huggins
Offensive Assistant	Travis Palmer
Offensive Student Assistant	Roy Hyman
Defensive Student Assistant	Jonathan Glover
Graduate Assistant (Defense)	Jordan Griffin
Graduate Assistant (Football Ops/Video)	Josh Rodgers

PRONUNCIATION GUIDE

#5 Ross Malm-gren	#82 Boo-chee Nah-woo-bee
#5 J.D. Soes-bee	#84 Ty-ree Bap-tee-ste
#9 Jonathan Chee-arr-ah-mon-tay	#90 Shaun-dre Mims
#17 Jordan Livingston	#91 Ee-shaun Funny
#17 Tay-vee-on Montgomery	#95 Kyle Rye-kerd
#38 Kyle Sy-varth	
#42 Ja-haad Bee-mon	
#44 Nick Spit-ull-skee	
#45 Jon Po-ha-how	
#46 Key-von Hill-yerd	
#47 Alex Ush-ree	
#51 Jacob Lib-er-ett-oh	
#71 Day-vee-on McDaniel	
#79 Jacob Till-skee	
#80 Quinn Ca-by-err-oh	

COACHES

Special Teams - David Pah-dee-ah  
 Quarterbacks - Klay Kost-er  
 Offensive Line - Aaron Cool-ing

ALPHABETICAL ROSTER

No.	Name	Pos.	Cl.	Ht.	Wt.	Hometown/(Previous School)
84	Tyree Baptiste	WR	So.	5-11	165	Clermont, Fla. / East Ridge
68	Dylan Beal	OL	Fr.	6-1	265	Cornelius, N.C. / William A. Hough
42	Jahid Beamon	DT	Sr.	6-1	295	Easton, Pa. / Wilson Area (Ellsworth CC)
23	Kendrick Bell	RB	So.	5-8	182	Rocky Mount, N.C. / Southern Nash
	Shayne Boyle	WR	Fr.	5-6	145	Fort Mill, S.C. / Fort Mill
97	Miller Braddock	P	Jr.	6-1	160	Hartsville, S.C. / Hartsville
11	Kameron Brown	WR	R-Sr.	6-3	220	Graniteville, S.C. / Midland Valley
80	Quinn Caballero	WR	Fr.	6-0	175	Navarre, Fla. / Navarre
39	Jordan Carr	S	Sr.	6-1	163	Lexington, S.C. / Lexington
8	Jack Chambers	QB	R-So.	5-10	170	Lilburn, Ga. / Parkview
19	Kaleb Chatmon	WR	Fr.	6-0	170	Cartersville, Ga. / Cartersville
9	John Chiaramonte Jr.	DL	Jr.	6-2	238	Clearwater Beach, Fla. / CCC (AFA Prep)
30	Cody Cline	DB	Fr.	6-1	185	Concord, N.C. / Cox Mill
25	Lawson Cook	DB	Jr.	6-0	195	Iowa Falls, Iowa /
67	Joshua Crump	OL	Fr.	6-2	310	Vanceboro, N.C. / West Craven
20	Evan Cruz	DB	R-Jr.	5-8	170	Viera, Fla. / Viera
3	Darius Douglas	QB	R-So.	6-0	175	Moncks Corner, S.C. / Berkeley
22	Jamari Dunbar	RB	Jr.	5-8	192	Bamberg, S.C. / Bamberg-Ehrhardt
7	Jonathan Earl	RB	Jr.	5-10	215	Cayce, S.C. / Airport
78	Zack Evans	OL	R-Sr.	6-2	285	Florence, S.C. / South Florence
32	Dennis Fisher	DB	Fr.	6-2	190	Vero Beach, Fla. / Vero Beach
37	Will Fording	LB	Fr.	5-10	185	Cornelius, N.C. / William A. Hough
36	Trayson Fowler	DB	Fr.	6-1	190	Spartanburg, S.C. / Boiling Springs
91	Eishaun Funnye	DL	R-Sr.	6-2	295	Hemingway, S.C. / Hemingway
8	JaRon Godbolt	S	Jr.	5-10	170	Trussville, Ala. / Hewitt-Tressville
65	Stephen Haralambis	OL	R-Sr.	6-3	285	Chapin, S.C. / Chapin
35	Gabriel Harmon	LB	So.	5-9	188	Newberry, S.C. / Newberry
87	Ben Harris	WR	Fr.	6-5	195	Greenville, N.C. / J.H. Rose
2	Ronnie Harris	RB	R-Sr.	5-10	205	Richmond Hill, Ga. / Richmond Hill
12	Travay Hatten	TE	R-Sr.	6-4	220	Pageland, S.C. / Central
26	Zach Hayden	S	R-Sr.	6-	190	Hartsville, S.C. / Hartsville
74	Leroy Henry	OL	Sr.	6-2	320	St. Cloud, Fla. / St. Cloud
46	Kevon Hilliard	DL	Fr.	6-2	225	Huntersville, N.C. / William A. Hough
60	Matthew Hogan	OL	Fr.	6-4	295	Orlando, Fla. / Ocoee
59	Justin Holsclaw	LB	Fr.	6-0	215	Kannapolis, Ga. / A.L. Brown
48	Dwayne Jackson	LB	So.	6-1	200	Jacksonville, N.C. / Jacksonville
14	Craig Johnson	TE	R-Sr.	6-2	205	Swansea, S.C. / Swansea
81	Demetrius Jones	WR	So.	6-4	178	Jacksonville, N.C. / Northside
	Dylan Jones	DB	Fr.	6-1	185	West Chester, Ohio / Lakota West
18	Cayden Jordan	WR	R-Fr.	6-2	180	Tampa, Fla. / Gaither
16	Hombre Kennedy	DB	So.	5-11	180	Summerville, S.C. / Ashley Ridge
10	Edward King	LB	R-Jr.	6-1	225	Hollywood, Fla. / Hallandale
27	Jake Lanford	LB	Fr.	6-1	210	Macon, Ga. / Jones County
73	Christian Lewis	OL	Jr.	6-1	260	North Charleston, S.C. / Stall
51	Jacob Libretto	DL	Fr.	6-3	210	Orange Park, Fla. / Fleming Island
28	Tywon Little	DB	Fr.	5-10	190	Winter Garden, Fla. / West Orange
17	Geordan Livingston	WR	Fr.	5-9	160	Beaufort, N.C. / East Carteret
5	Ross Malmgren	QB	Fr.	6-3	210	Acworth, Ga. / North Paulding

No.	Name	Pos.	Cl.	Ht.	Wt.	Hometown/(Previous School)
71	Daviyon McDaniel	OL	R-So.	6-3	265	Sumter, S.C. / Sumter
43	Justin McIntire	LB	Jr.	6-0	215	Lexington, Ky. / East Jessamine (East LA Coll.)
76	JT Melton	OL	R-So.	6-2	285	Chesterfield, S.C. / Dillon
45	Markus Melvin	RB	So.	5-10	200	Florence, S.C. / West Florence
90	Shaundre Mims	DL	R-So.	6-	228	Vanceboro, N.C. / West Craven
17	Tavian Montgomery	DB	Fr.	5-10	175	Sykesville, Md. / Century
50	Ben Moxley	OL	Fr.	6-1	275	Lake Mary, Fla. / Lake Mary
55	Preston Nichols	OL	So.	6-3	262	Charlotte, N.C. / West Mecklenburg
24	Deiontre Nixon	DB	So.	5-10	185	Moncks Corner, S.C. / Berkeley
82	Buchi Nwaubi	WR	Fr.	6-3	190	Marietta, Ga. / Lassiter
56	Bailey Ottaway	OT	So.	6-5	275	Flowery Branch, Ga. / Flowery Branch
45	Jon Pohahau	DL	Sr.	6-2	290	Redwood City, Calif. / Wilcox (SF City CC)
49	Ethan Ray	LS	R-Jr.	6-0	185	Boiling Springs, S.C. / Boiling Springs
1	Christian Reid	QB	So.	6-0	171	Newnan, Ga. / East Coweta
95	Kyle Reighard	P	R-Sr.	6-2	197	Salem, Va. / Salem
66	JD Rice	OL	R-Sr.	6-2	255	Orlando, Fla. / Lake Nona
41	Jerome Rice III	LB	So.	6-0	212	Spartanburg, S.C. / Spartanburg
89	TJ Roberts	WR	Fr.	5-9	175	Jacksonville, Fla. / Raines
96	Ramero Rock	DE	R-Jr.	6-1	240	Sumter, S.C. / Sumter (GA Military Coll.)
88	Isaac Ross	WR	Fr.	5-9	160	Rock Hill, S.C. / South Pointe
33	Nick Salley	DE	Sr.	5-10	225	Walterboro, S.C. / Colleton
40	Garrett Sayegh	LB	So.	5-9	195	Simpsonville, S.C. / Hillcrest
86	Garris Schwarting	WR	Sr.	5-10	160	Bamberg, S.C. / Bamberg Ehrhardt
15	Qua-Von Scott	TE	R-Sr.	6-1	230	Athens, Ga. / Clarke Central
1	Darin Smalls	DB	R-Sr.	5-11	185	Summerville, S.C. / Summerville
83	Patrick Smith	TE	So.	6-1	210	Spartanburg, S.C. / Boiling Springs
52	Ja'Courtney Snipes	DL	Fr.	6-3	260	Lithonia, Ga. / Lithonia
5	J.D. Sosebee	LB	R-Sr.	6-0	215	Gainesville, Ga. / Gainesville
44	Nick Spitulski	LB	Fr.	6-4	225	Orlando, Fla. / Bishop Moore
24	Jarrod Stanley	DB	R-Jr.	5-9	165	Fairburn, Ga. / Creekside
85	Isaiah Stephens	WR	Fr.	6-0	180	Tampa, Fla. / Tampa Bay Tech
34	Koran Stewart	LB	Fr.	6-0	200	Burlington, N.C. / Southern Alamance
	Isaiah Sullivan	WR	R-Jr.	6-3	190	Mauldin, S.C. / Mauldin
38	Kyle Syvarth	LB	Jr.	6-1	205	Marietta, Ga. / Lassiter
42	Anthoni Taylor	RB	Fr.	5-5	170	Myrtle Beach, S.C. / Myrtle Beach
53	D'Andra Thompson	OL	Jr.	6-3	250	Orangeburg, S.C. / Orangeburg-Wilkinson
98	Nathaniel Toole	K	So.	5-10	170	Barnwell, S.C. / Barnwell
79	Jacob Tyloski	OL	Fr.	6-4	240	Jacksonville, Fla. / Episcopal School
29	Thaddeus Underwood	S	So.	6-2	186	Atlanta, Ga. / ELCA
47	Alex Usry	K	R-So.	5-10	185	McDonough, Ga. / ELCA
4	Geoffrey Wall	WR	Sr.	5-9	175	High Point, N.C. / High Point Central
31	Anton Williams	DE	Jr.	6-3	215	Marianna, Fla. / Marianna
13	Jaquan Williams	WR	R-Jr.	6-3	180	Simpsonville, S.C. / Woodmont
6	Stefan Williams	DL	R-Jr.	6-1	230	Arcadia, Fla. / Desoto
26	Terrence Wilson	RB	Jr.	5-8	200	Leesville, S.C. / Batesburg-Leesville

COACHING STAFF LOCATIONS

Sidelines

Head Coach	.....	Autry Denson
Defensive Coordinator/Linebackers	.....	Zane Vance
Defensive Line	.....	Jason Brooks
Defensive Backs	.....	Greg Moss
Offensive Line	.....	Aaron Coeling
Running Backs	.....	Armando Allen
Quarterbacks	.....	Klay Koester
Outside Wide Receivers	.....	Antwan Toomer
Special Teams Coordinator/Assistant A.D. for Operations	.....	David Padilla
Offensive Assistant	.....	Drew Stengel
Graduate Assistant (Operations/Equipment)	.....	Mike Marangelli

Press Box

Offensive Coordinator/Inside Wide Receivers	.....	Felton Huggins
Offensive Assistant	.....	Travis Palmer
Offensive Student Assistant	.....	Roy Hyman
Defensive Student Assistant	.....	Jonathan Glover
Graduate Assistant (Defense)	.....	Jordan Griffin
Graduate Assistant (Football Ops/Video)	.....	Josh Rodgers

PRONUNCIATION GUIDE

#5 Ross Malm-gren	#82 Boo-chee Nah-woo-bee
#5 J.D. Soes-bee	#84 Ty-ree Bap-tee-ste
#9 Jonathan Chee-arr-ah-mon-tay	#90 Shaun-dre Mims
#17 Jordan Livingston	#91 Ee-shaun Funny
#17 Tay-vee-on Montgomery	#95 Kyle Rye-kerd
#38 Kyle Sy-varth	
#42 Ja-haad Bee-mon	
#44 Nick Spit-ull-skee	
#45 Jon Po-ha-how	
#46 Key-von Hill-yerd	
#47 Alex Ush-ree	
#51 Jacob Lib-er-ett-oh	
#71 Day-vee-on McDaniel	
#79 Jacob Till-skee	
#80 Quinn Ca-by-err-oh	

COACHES

Special Teams - David Pah-dee-ah  
 Quarterbacks - Klay Kost-er  
 Offensive Line - Aaron Cool-ing

## BUCCANEER TWO-DEEP

## BUCCANEER OFFENSE

Pos.	No.	Name	Yr.	Ht.	Wt.	2019 GP/GS	Career GP/GS	Note
WR	11	<i>Kameron Brown</i>	<i>R-Sr.</i>	<i>6-3</i>	<i>220</i>	<i>0/0</i>	<i>/18</i>	<i>Over 1,000 career receiving yards, two-time top-10 in NCAA in yards per catch</i>
	19	Kaleb Chatmon	Fr.	6-0	170	0/0	/0	Four-year LW, Three state championship appearances in Cartersville, Ga.
h	86	Garris Schwarting	Sr.	5-10	160	0/0	/2	2019 Captain; Bucs' leading returning receiver from 2018 with 106 yards
	88	Isaac Ross	Fr.	5-9	160	0/0	/0	True freshman joining the Bucs by way of Rock Hill, S.C.
LT	71	Daviyon McDaniel	R-So.	6-3	265	0/0	/0	Lined up in four games last season after redshirting in 2017
	59	Bailey Ottaway	So.	6-5	275	0/0	/0	Flowery Branch, Ga. native did not make an appearance in 2018
<b>LG</b>	<b>78</b>	<b>Zack Evans</b>	<b>R-Sr.</b>	<b>6-2</b>	<b>285</b>	<b>0/0</b>	<b>/17</b>	<b>2019 Captain; Started all 11 games last season for CSU</b>
	74	Leroy Henry	Sr.	6-2	320	0/0	3/0	Did not appear in 2018 season; Senior from St. Cloud, Fla.
C	76	JT Melton	R-So.	6-2	285	0/0	/0	Lined up in five games for Bucs in 2018 season; Redshirt in 2017
	50	Ben Moxley	Fr.	6-1	275	0/0	/0	Four-Time All-Conference selection from Lake Mary, Fla./Lake Mary HS
RG	65	<i>Stephen Haralambis</i>	<i>R-Sr.</i>	<i>6-3</i>	<i>285</i>	<i>0/0</i>	<i>/24</i>	<i>Started eight games last season; Phil Steele Preseason All-Conference</i>
	60	Matt Hogan	Fr.	6-4	295	0/0	/0	True freshman from Orlando, Fla. and Ocoee HS
RT	55	Preston Nichols	So.	6-3	262	0/0	/0	Two appearances in 2018 season at tackle; Charlotte, N.C. native
	53	D'Andra Thompson	Jr.	6-3	250	0/0	/0	Made one appearance last season at Florida; from Orangeburg, S.C.
Y	4	Geoffrey Wall	Sr.	5-9	175	0/0	/6	Fourth on team in receptions in 2018, Dual-threat at WR and Returner
	1	Christian Reid	So.	6-0	171	0/0	3/1	All-purpose player who will see time at QB, WR, PR/KR this year for the Bucs
H	15	Qua-Vonn Scott	R-Sr.	6-1	230	0/0	/4	Redshirted in 2018 due to injury; fifth on Bucs in receptions in 2017
	22	Jamari Dunbar	Jr.	5-8	192	0/0	/1	Averaged 8.0 yards per carry and a rushing touchdown in 2018
QB	8	Jack Chambers	R-So.	5-10	170	0/0	/2	244 passing yards and two TDs in 2018, Led Bucs with 142.68 QB Efficiency
	5	Ross Malmgren	Fr.	6-3	210	0/0	/0	Acworth, Ga. native threw for 7,356 yards and 70 TDs in high school
FB	2	Ronnie Harris	R-Sr.	5-10	205	0/0	/16	Third on the team in rushing in 2018, 336 rushing yards on 63 carries
	26	Terrence Wilson	Jr.	5-8	200	0/0	/13	540 rushing yards and six TDs; Seventh in Big South in rushing and TDs
Z	80	Quinn Caballero	Fr.	6-0	175	0/0	/0	True freshman by way of Navarre, Fla. and Navarre HS
	13	Jaquan Williams	R-Jr.	6-3	180	0/0	/0	Lined up in six games in 2018, two catches for 59 yards

## BUCCANEER DEFENSE

Pos.	No.	Name	Yr.	Ht.	Wt.	2019 GP/GS	Career GP/GS	Note
DE	90	Shaundre Mims	R-So.	6-0	228	0/0	11/2	Lined up in all 11 games last season with 19 tackles, 5.0 TFL, and a sack
	9	John Chiaramonte	Jr.	6-2	238	0/0	/0	Transitioned to DL after spending time at TE and special teams in 2018
NT	42	Jahid Beamon	Sr.	6-1	295	0/0	11/4	Lined up in all 11 games posting 19 tackles (five solo)
	91	Eishaun Funnye	R-Sr.	6-2	295	0/0	/0	Last lined up in 2017; posted 13 tackles in the 2016 season
DT	45	Jon Pohahau	Sr.	6-2	290	0/0	11/9	Lined up in all 11 games in 2018 with 28 total tackles and 1.0 TFL
	52	Ja'Courtney Snipes	Fr.	6-3	260	0/0	/0	True freshman from Lithonia, Ga. who posted 11 sacks, 50 tackles in HS
BUC	33	Nick Salley	Sr.	5-10	225	0/0	/0	2019 Captain; Lined up in 10 games in 2018 with 34 tackles, 4.0 TFL, 1 sack
	48	Dwayne Jackson	So.	6-1	200	0/0	/0	Transitioned from WR to BUC in 2018 with several appearances last season
SAM	43	Justin McIntire	Jr.	6-0	215	0/0	/0	Big South ST Player of the Week in 2018; Linebacker and special teams
	44	Nick Spitulski	Fr.	6-4	225	0/0	/0	True freshman from Orlando, Fla. posted 103 tackles, 12.0 TFL in high school
MIKE	38	Kyle Syvarth	Jr.	6-1	205	0/0	/3	Standout on linebacker and special teams, finished with 38 tackles, 2.5 TFL
	40	Garrett Sayegh	So.	5-9	195	0/0	/0	Lined up in 10 games as true freshman; CSU leader in sacks with 3.5
<b>WILL</b>	<b>5</b>	<b>J.D. Sosebee</b>	<b>R-Sr.</b>	<b>6-0</b>	<b>215</b>	<b>0/0</b>	<b>/25</b>	<b>Two-Time All-Conference linebacker, sixth in Big South in tackles</b>
	41	Jerome Rice III	So.	6-0	212	0/0	/0	Lined up at Spartanburg HS; worked his way onto the dress roster in 2018
CB	20	Evan Cruz	R-Jr.	5-8	170	0/0	15/0	Lined up in all 11 games last season in both secondary and special teams
	17	Tavion Montgomery	Fr.	5-10	175	0/0	/0	True freshman joining the Bucs by way of Skyesville, Md.
SS	16	Hombre Kennedy	So.	5-11	180	0/0	5/0	Lined up in five games playing primarily on special teams in 2018
	39	Jordan Carr	Sr.	6-1	163	0/0	/0	Joined the Bucs in the spring of 2019 by way of Lexington, S.C.
FS	30	Cody Cline	Fr.	6-1	185	0/0	/0	Standout from Concord, N.C. and Cox Mill High School
	26	Zach Hayden	R-Sr.	6-0	190	0/0	5/0	Lined up in five games playing primarily on special teams
HB	6	Jarrod Stanley	R-Jr.	5-9	165	0/0	/0	Eight career games played at corner and special teams
	32	Dennis Fisher	Fr.	6-2	190	0/0	/0	True freshman by way of Vero Beach, Fla. and Vero Beach HS

## BUCCANEER SPECIAL TEAMS

Pos.	No.	Name	Yr.	Ht.	Wt.	2019 GP/GS	Career GP/GS	Note
<b>P</b>	<b>95</b>	<b>Kyle Reighard</b>	<b>R-Sr.</b>	<b>6-2</b>	<b>197</b>	<b>0/0</b>	<b>/22</b>	<b>FCS Punter of the Year preseason watchlist; 40.9 yards per punt</b>
K	47	Alex Usry	R-So.	5-10	185	0/0	/7	CSU's primary kickoff specialist in 2018, now in line for primary PK duties
<b>LS</b>	<b>49</b>	<b>Ethan Ray</b>	<b>R-Jr.</b>	<b>6-0</b>	<b>185</b>	<b>0/0</b>	<b>/22</b>	<b>All-Conference long snapper responsible for six FC's last season</b>
HO	95	Kyle Reighard	R-Sr.	6-2	197	0/0	/22	Created the "Frederick" Holder of the Year award for FCS
RS	1	Christian Reid	So.	6-0	171	0/0	/1	All-purpose player who will see time at QB, WR, PR/KR this year for the Bucs
	4	Geoffrey Wall	Sr.	5-9	175	0/0	/6	Fourth on team in receptions in 2018, Dual-threat at WR and Returner
	88	Isaac Ross	Fr.	5-9	160	0/0	/0	True freshman joining the Bucs by way of Rock Hill, S.C.

**Bold denotes 2019 Big South Preseason All-Conference selections as voted on by Big South Conference Coaches/Media**

*Italics denotes 2019 Big South Preseason All-Conference selection as marked by Phil Steele*

2018 BIG SOUTH STANDINGS

Team	Big South	PCT	Overall	PCT	Streak
Kennesaw State	5-0	1.000	11-2	0.846	L1
Monmouth	4-1	0.800	8-3	0.727	W1
<b>Charleston So.</b>	<b>3-2</b>	<b>0.600</b>	<b>5-6</b>	<b>0.455</b>	<b>L1</b>
Gardner-Webb	2-3	0.400	3-8	0.273	L2
Campbell	1-4	0.200	6-5	0.545	L1
Presbyterian	0-5	0.000	2-8	0.200	L7

FCS PRESEASON NATIONAL POLLS

STATS FCS TOP 25				FCS COACHES POLL			
Rk	School	Votes	Rec. PV	Rk	School	Rec. Votes	PV.
1	North Dakota St. (142)	0-0	3,971	1	North Dakota St. (23)	15-0	644 1
2	James Madison (14)	0-0	3,635	2	James Madison (1)	9-4	597 10
3	South Dakota State (1)	0-0	3,631	3	Eastern Wash. (2)	12-3	588 2
4	Eastern Wash. (3)	0-0	3,594	4	South Dakota State	10-3	579 3
5	UC Davis	0-0	3,210	5	UC Davis	10-3	537 8
6	Jacksonville State	0-0	3,004	6	Jacksonville State	9-4	500 13
7	Maine	0-0	2,891	7	Maine	10-4	473 5
8	Weber State	0-0	2,827	8	Wofford	9-4	437 12
9	Wofford	0-0	2,522	9	Weber State	10-3	432 6
<b>10</b>	<b>Kennesaw State</b>	<b>0-0</b>	<b>2,361</b>	<b>10</b>	<b>Kennesaw State</b>	<b>11-2</b>	<b>404 4</b>
11	Towson	0-0	2,330	11	Nicholls	9-4	385 14
12	Nicholls	0-0	2,156	12	Towson	7-5	349 22
13	Colgate	0-0	1,892	13	Illinois State	6-5	290 NR
14	Montana State	0-0	1,866	14	Colgate	10-2	272 7
15	Illinois State	0-0	1,432	15	Montana State	8-5	271 17
16	Indiana State	0-0	1,192	16	Indiana State	7-4	192 25
17	SE Missouri State	0-0	1,166	<b>17</b>	<b>Furman</b>	<b>6-4</b>	<b>183 NR</b>
18	Northern Iowa	0-0	1,136	18	SE Missouri State	9-4	178 16
<b>19</b>	<b>Furman</b>	<b>0-0</b>	<b>1,074</b>	<b>19</b>	<b>North Carolina A&amp;T</b>	<b>10-2</b>	<b>158 11</b>
<b>20</b>	<b>North Carolina A&amp;T</b>	<b>0-0</b>	<b>885</b>	20	Northern Iowa	7-6	157 NR
21	Elon	0-0	870	21	Elon	6-5	155 19
22	Delaware	0-0	798	22	Sam Houston State	6-5	117 NR
23	Sam Houston State	0-0	564	23	Delaware	7-5	87 23
24	Princeton	0-0	432	24	Princeton	10-0	85 9
25	Montana	0-0	413	25	Central Arkansas	6-5	66 NR

Others receiving votes: ETSU (323), Stony Brook (257), Duquesne (235), San Diego (209), Eastern Kentucky (175), Dartmouth (149), Central Arkansas (125), McNeese (110), Monmouth (110), UIW (108), Alcorn State (85), Yale (52), New Hampshire (42), Chattanooga (38), South Dakota (27), Northern Arizona (16), Villanova (14), Lamar (14), Richmond (8), Citadel (7), Rhode Island (7), Mercer (7), Abilene Christian (6), Southeastern Louisiana (6), Idaho State (5), Youngstown State (4), Southern University (3), Samford (2), Western Illinois (1), Wagner (1), Sacred Heart (1), North Dakota (1)

Others receiving votes: Montana, 52; Yale, 41; Incarnate Word, 31; East Tennessee St., 23; Tennessee-Chattanooga, 23; Northern Arizona, 20; Idaho, 18; North Dakota, 17; Alcorn St., 16; Monmouth (N.J.), 13; Eastern Kentucky, 12; Dartmouth, 11; South Dakota, 9; Duquesne, 7; Stony Brook, 7; McNeese, 4; San Diego, 3; New Hampshire, 2; Southern, 2; The Citadel, 2; Lamar, 1.

BIG SOUTH SCHEDULE

Thursday, August 29

Gardner-Webb at Charlotte	7:30 p.m.	ESPN+
Western Illinois at North Alabama	8 p.m.	ESPN+

Saturday, August 31

Charleston Southern at Furman	1 p.m.	ESPN+
Campbell at Troy	6 p.m.	ESPN+
Elizabeth City State at Hampton	6 p.m.	ESPN+
Point at Kennesaw State	6 p.m.	ESPN+
Monmouth at Western Michigan	7 p.m.	ESPN3
Presbyterian at Stetson	7 p.m.	ESPN+

Saturday, September 7

Charleston Southern at South Carolina	Noon	SEC Network
Kennesaw State at Kent State	Noon	ESPN3
Lafayette at Monmouth	1 p.m.	ESPN+
Virginia Union at Hampton	6 p.m.	ESPN+
Gardner-Webb at East Carolina	6 p.m.	ESPN3
Shaw at Campbell	6 p.m.	ESPN+
North Alabama at Montana	9 p.m.	

BY THE NUMBERS

CHARLESTON SOUTHERN

	NCAA	Big South	Value
Total Offense	119	6	251.5
Rushing Offense	55	4	168.5
Passing Offense	123	6	83.0
Team Passing Efficiency	123	6	90.00
Scoring Offense	99	4	21.2
Total Defense	22	2	324.7
Rushing Defense	73	3	185.4
Passing Yards Allowed	4	2	139.4
Team Passing Efficiency Defense	69	4	130.64
Scoring Defense	32	3	23.5
Turnover Margin	8	1	+0.91
3rd Down Conversion Percentage	120	6	0.267
4th Down Conversion Percentage	79	4	0.429
3rd Down Conversion Percentage Defense	85	4	0.399
4th Down Conversion Percentage Defense	24	2	0.357
Red Zone Offense	68	3	0.800
Red Zone Defense	62	3	0.811
Net Punting	29	2	37.21
Punt Returns	29	2	10.95
Kickoff Returns	73	4	19.88
First Downs Offense	124	6	124
First Downs Defense	19	2	194
Fewest Penalties Per Game	90	6	7.27
Fewest Penalty Yards Per Game	72	5	61.64
Time of Possession	101	6	27:52

FURMAN

	NCAA	SoCon	Value
Total Offense	80	8	353.2
Rushing Offense	27	4	203.8
Passing Offense	112	7	149.4
Team Passing Efficiency	3	1	165.86
Scoring Offense	64	6	27.2
Total Defense	75	6	408.5
Rushing Defense	46	4	157.8
Passing Yards Allowed	105	6	250.7
Team Passing Efficiency Defense	98	5	146.14
Scoring Defense	61	5	28.2
Turnover Margin	75	7	-0.20
3rd Down Conversion Percentage	24	3	0.410
4th Down Conversion Percentage	5	2	0.692
3rd Down Conversion Percentage Defense	74	4	0.389
4th Down Conversion Percentage Defense	54	3	0.458
Red Zone Offense	18	5	0.875
Red Zone Defense	64	4	0.813
Net Punting	32	4	36.98
Punt Returns	61	6	7.79
Kickoff Returns	17	2	23.92
First Downs Offense	93	9	190
First Downs Defense	34	1	205
Fewest Penalties Per Game	15	1	4.90
Fewest Penalty Yards Per Game	17	2	44.70
Time of Possession	15	3	32:29

OPPONENT OUTLOOK

The Furman Paladins were picked second in the Southern Conference Coaches' Poll and second in the SoCon Media Poll as announced at the conference's media day earlier this summer. The Paladins received one first place vote in the Coaches Poll and six first place selections in the Media Poll.

Furman also made a splash in the preseason NCAA polls as well. The Paladins are ranked No. 17 in the FCS Coaches Poll and No. 19 in the STATS FCS Top 25 after a successful season that saw Furman finish 6-4 in the regular season, 6-2 in SoCon play on their way to clinching a share of the regular season title.

Furman rallied back from a tough opening 2018 stretch that saw the Paladins fall in each of their first three games. Furman rallied back to win six of their final seven with only a 38-25 blemish to Samford on October 20 preventing a seven-game winning streak to end the season.

Do-everything running back Devin Wynn will be taking on a large role in the Furman offensive attack this season. A 6-0, 203-pound wrecking ball, Wynn was a Second Team All-SoCon pick by the coaches after racking up 722 yards and six touchdowns in his sophomore season.

The Paladins boast a weapon in the kicking game as placekicker Grayson Atkins earned Phil Steele Preseason First Team All-American honors. Allen finished the season 11-of-13 in field goal range, including an impressive 4-of-5 from beyond 50 yards. The junior connected on kicks of 50, 51, and 53 yards against Samford last season to highlight the team's efforts.

Redshirt sophomore linebacker Adrian Hope also garnered Preseason All-American honors after a standout freshman campaign. The bandit pass-rusher led all FCS with 15.0 sacks, recording takedowns in eight of the 10 games, and finished second in the nation with five forced fumbles.

Head Coach Clay Hendrix is in his third season at the helm with the Paladins and lined up with FU as an offensive guard from 1982-85.



FURMAN'S LAST GAME

FURMAN DOWNS MERCER, 35-30, CLAIMS SHARE OF 2018 SOCON CHAMPIONSHIP

Harris Roberts passed for 189 yards and five touchdowns and Furman held on to beat Mercer, 35-30, in Southern Conference football action Saturday afternoon at Five Star Stadium.

The victory, the sixth in the last seven games for Furman (6-4, 6-2 SoCon), earned the Paladins a share of the 2018 Southern Conference championship – the program's league best 14th title.

Furman finishes in a three-way tie for the SoCon crown with Wofford and East Tennessee State. Wofford collected the league's automatic qualifier to the 2018 FCS playoffs. Furman and ETSU will now be at-large candidates for a playoff bid, with the 24-team field to be announced Sunday at 12:30 ET on ESPN2.

Roberts, a redshirt senior, completed 16-of-23 passes for 189 yards and threw strikes covering 19, 10, 19, 24, and 11 yards, including two each to wide receiver Ryan DeLuca and tight end Jake Walker. Roberts' five scoring tosses were the most by a Paladin quarterback since 2011.

Devin Wynn ran for 135 yards to lead the Paladins' ground game that accounted for 245 yards. Furman finished with 434 total yards.

FURMAN PLAYERS TO WATCH

#4 DARREN GRAINGER | QB | R-FR. | 6-4 | 195 | CONWAY, S.C. | CONWAY

GP	EFFIC	COMP-ATT-INT	PCT	YDS	TD	LG	AVG/G
4	114.1	13-27-2	48.1	181	2	77	45.2

#8 DEVIN WYNN | RB | JR. | 6-0 | 203 | GREENSBORO, GA. | GREENE COUNTY

GP	ATT	GAIN	LOSS	NET	AVG	TD	LG	AVG/G
10	113	754	32	722	6.4	6	50	72.2

#89 THOMAS GORDON | WR | SR. | 6-0 | 178 | CHARLOTTE, N.C. | MALLARD CREEK

GP	NO.	YDS	AVG	TD	LG	AVG/G
10	29	430	14.8	1	77	43.0

#23 ELIJAH MCKOY | ILB | JR. | 6-2 | 225 | ROME, GA. | DARLINGTON SCHOOL

GP	UA	A	TOT	TFL/YDS	SK-YDS	INT-YDS	BRUP	QBH	FR-YDS	FF	BLK	SAF
10	50	41	91	6.0-14	2.0-9	1-0	1	2	.	2	.	.

HOW FUR FARES AGAINST

...the BIG SOUTH

OPPONENT	RECORD	LAST MET (RESULT)
Campbell	-	N/A
Charleston Southern	-	N/A
Gardner-Webb	4-1	2014 (W, 13-3)
Kennesaw State	-	2016 (L, 24-52)
Monmouth	-	N/A
Presbyterian	43-12-1	2014 (L, 7-10)
<b>Overall</b>	<b>47-13-1</b>	

FURMAN 2019 SCHEDULE

Date	Opponent	Time/Result
<b>Aug. 31</b>	<b>Charleston Southern</b>	<b>1 p.m.</b>
Sept. 7	at Georgia State	7 p.m.
Sept. 14	at Virginia Tech	Noon
<b>Sept. 21</b>	<b>Mercer*</b>	<b>1 p.m.</b>
<b>Sept. 28</b>	<b>East Tennessee State*</b>	<b>1 p.m.</b>
Oct. 5	at Samford*	3 p.m.
<b>Oct. 19</b>	<b>The Citadel*</b>	<b>1 p.m.</b>
Oct. 26	at Western Carolina*	3:30 p.m.
Nov. 2	at Chattanooga*	2 p.m.
<b>Nov. 9</b>	<b>VMI*</b>	<b>1 p.m.</b>
Nov. 16	at Wofford*	1:30 p.m.
<b>Nov. 23</b>	<b>Point</b>	<b>1 p.m.</b>

\*SoCon Opponent

FURMAN 2018 SCHEDULE

Date	Opponent	Result
Sept. 1	at Clemson	L, 48-7
Sept. 8	at Elon	L, 45-7
<b>Sept. 15</b>	<b>Colgate</b>	<b>Canceled</b>
Sept. 22	at East Tennessee State*	L, 29-27
<b>Sept. 29</b>	<b>Western Carolina*</b>	<b>W, 44-38</b>
<b>Oct. 13</b>	<b>Wofford*</b>	<b>W, 34-14</b>
<b>Oct. 20</b>	<b>Samford*</b>	<b>L, 38-25</b>
Oct. 27	at The Citadel*	W, 38-17
<b>Nov. 3</b>	<b>Chattanooga*</b>	<b>W, 16-10</b>
Nov. 10	at VMI*	W, 49-13
Nov. 17	at Mercer*	W, 35-30

\*SoCon Opponent

SERIES HISTORY

AT BUCCANEER FIELD (N/A)

AT PALADIN STADIUM (N/A)

Aug. 31, 2019

First Meeting

\* CSU Wins in Bold

GAME 11

CHARLESTON SO.	0	14	0	0	-	14
THE CITADEL	14	23	3	3	-	43

Nov. 29 | Johnson Hagood Stadium | Charleston, S.C. | Attendance: 7,877



BREAKDOWN

	CSU	CIT
FIRST DOWNS	6	16
Rushing	2	10
Passing	2	4
Penalty	2	2
NET YARDS RUSHING	-1	218
Rushing Attempts	29	53
Average Per Rush	0.0	4.1
Rushing Touchdowns	0	2
Yards Gained Rushing	54	253
Yards Lost Rushing	55	35
NET YARDS PASSING	76	110
Completions-Attempts-Int	8-20-2	4-8-1
Average Per Attempt	3.8	13.8
Average Per Completion	9.5	27.5
Passing Touchdowns	1	1
TOTAL OFFENSE YARDS	75	328
Total offense plays	49	61
Average Gain Per Play	1.5	5.4
Fumbles: Number-Lost	0-0	4-1
Penalties: Number-Yards	11-100	11-131
PUNTS-YARDS	10-360	7-278
Average Yards Per Punt	36.0	39.7
Net Yards Per Punt	31.2	34.9
Inside 20	1	3
50+ Yards	1	1
Touchbacks	0	0
Fair catch	3	2
KICKOFFS-YARDS	4-213	8-461
Average Yards Per Kickoff	53.2	57.6
Net Yards Per Kickoff	29.8	44.1
Touchbacks	0	1
Punt returns: Number-Yards-TD	4-34-1	7-48-1
Average Per Return	8.5	6.9
Kickoff returns: Number-Yds-TD	5-83-0	3-94-1
Average Per Return	16.6	31.3
Interceptions: Number-Yds-TD	1-41-0	2-8-0
Fumble Returns: Number-Yds-TD	0-0-0	0-0-0
Miscellaneous Yards	0	0
Possession Time	26:28	33:32
1st Quarter	7:06	7:54
2nd Quarter	4:40	10:20
3rd Quarter	6:01	8:59
4th Quarter	8:41	6:19
Third-Down Conversions	0 of 12	3 of 13
Fourth-Down Conversions	0 of 0	0 of 0
Red-Zone Scores-Chances	0-0	4-4
Touchdowns	0-0	2-4
Field goals	0-0	2-4
Sacks By: Number-Yards	2-9	4-27
PAT Kicks	2-2	5-5
Field Goals	0-1	2-2
Points off turnovers	0	3

Brown's career effort offset by season-ending loss to The Citadel

CHARLESTON, S.C. - The Citadel scored five first-half touchdowns to offset a career performance by Charleston Southern's Solomon Brown as the Buccaneers fell in the season finale at Johnson Hagood Stadium, 43-14.

Brown finished with a career-high 5.5 tackles for loss among his 18 tackles in the contest to pace CSU (5-6) in the Lowcountry rivalry game. The redshirt senior BUC equaled the Big South single-game record for tackles for loss and became the third player in conference history to reach 50.0 career tackles behind the line of scrimmage.

Brown's efforts were not enough to pace the Buccaneers to the win over The Citadel (5-6) as the Bulldogs utilized touchdowns by five different players in taking home the victory. The teams combined for two punt blocks returned for touchdowns, a safety, and a 77-yard kickoff return in an exciting first half that ended with the Bulldogs leading 37-14 at the break.

London Johnson was 7-of-16 through the air for 67 yards and a touchdown in the contest. Taz Lindsey was the recipient of four of those completions for 52 yards and the 21-yard touchdown catch to highlight CSU's offensive efforts in the game.

Grant Drakeford (10 carries, 62 yards, 1 TD) and Brandon Rainey (11 carries, 45 yards, 1 TD) highlighted the Bulldogs' rushing efforts as The Citadel recorded 218 rushing yards on the game. Rainey was 3-of-5 through the air for 80 yards and a touchdown pass to Ryan McCarthy just before the end of the first half.

Brandon Rowland added 10 tackles in his final game with the Buccaneers, while Nick Salley added a career-high nine tackles in the loss. Shadarius Hopkins recorded his second interception in as many games and added a 41-yard return, while E.J. Pride had a fumble recovery.

Aron Spann III led The Citadel's defense with seven tackles and 1.5 tackles for loss. He led a Bulldog defensive effort that recorded four sacks and 13.0 tackles for loss in the game. Jay Howard added a pair of interceptions in the win.

Inside the Numbers

- Charleston Southern finished the game with a season-low 75 yards of total offense and six first downs in the loss.

- The Bulldogs finished with 328 yards of offense and 16 first downs in the win.

- The Bucs went 0-for-12 in third-down conversions.

News & Notes

- Solomon Brown tied former CSU defensive lineman Anthony Ellis for all-time single-game record in Big South history with 5.5 tackles for loss on Thursday night. Ellis achieved the mark last season on November 4 against Gardner-Webb.

- Brown also became the third player in Big South history to achieve 50.0 career tackles for loss. The Central, S.C. native finished his playing career with 51.0 career tackles for loss joining Gardner-Webb's Brian Johnston (53.5 TFL, 2004-07) and CSU's Anthony Ellis (51.5, 2014-17).

>>SCORING SUMMARY

Team	Qtr	Time	Scoring Play	Conversion	Plays	TOP	Score
CIT	1st	7:31	B. Rainey 8 yd run	J. Godek kick	8-64	4:17	0-7
CIT		5:00	D. Smith 24 yd blocked punt return	J. Godek kick			0-14
CSU	2nd	14:50	SMALLS, D. 13 yd blocked punt return	TEKAC, T. kick			7-14
CIT		9:48	A. Brawley safety				7-16
CIT		9:36	R. Webb 77 yd kickoff return	J. Godek kick			7-23
CSU		7:28	LINDSEY, T. 21 yd pass from JOHNSON, L.	TEKAC, T. kick	4-50	1:58	14-23
CIT		1:53	G. Drakeford 21 yd run	J. Godek kick	6-75	2:35	14-30
CIT		0:25	R. McCarthy 18 yd pass from B. Rainey	J. Godek kick	4-80	0:27	14-37
CIT	3rd	4:03	J. Godek 33 yd field goal		10-63	5:16	14-40
CIT	4th	2:04	J. Godek 39 yd field goal		4-5	2:08	14-43

BREAKDOWN

>>CHARLESTON SOUTHERN

Rushing	Att	Yds	Avg	Long	TD
A. Allen	6	20	3.3	17	0
J. Dunbar	2	3	1.5	3	0
R. Harris	2	2	1.0	4	0
T. Lindsey	3	2	0.7	12	0
K. Bell	4	2	0.5	4	0
C. Hamilton	1	1	1.0	1	0
L. Johnson	7	-9	-1.3	5	0
C. Reid	4	-22	-5.5	0	0

Passing	C-A	Yds	Long	TD	INT
L. Johnson	7-16	67	21	1	1
C. Reid	1-4	9	9	0	1

Receiving	No.	Yds	Avg	Long	TD
T. Lindsey	4	52	13.0	21	1
S. Davis	2	15	7.5	9	0
R. Harris	1	9	9.0	9	0
A. Allen	1	0	0.0	0	0

>>THE CITADEL

Rushing	Att	Yds	Avg	Long	TD
G. Drakeford	10	62	6.2	21	1
B. Rainey	11	45	4.1	9	1
R. Webb	1	36	36.0	36	0
L. Ward	9	34	3.8	13	0
K. Sessions	4	28	7.0	17	0
D. Smith	3	16	5.3	6	0
C. Harris	3	3	1.0	3	0
N. Njoku	1	2	2.0	2	0
E. Nwanze	2	2	1.0	2	0

Passing	C-A	Yds	Long	TD	INT
B. Rainey	3-5	80	45	1	0
J. Black	1-3	30	30	0	1

Receiving	No.	Yds	Avg	Long	TD
R. McCarthy	2	63	31.5	45	1
D. Smith	1	30	30.0	30	0
R. Webb	1	17	17.0	17	0



# QB NO. 1 JACK CHAMBERS

A strong 2019 spring and fall camp left redshirt sophomore Jack Chambers as the starting quarterback for the Buccaneers as CSU gets ready to hit the field on Saturday afternoon against Furman. The Lilburn, Ga. native drew strong praise from Offensive Coordinator Felton Huggins for his playing and leadership ability on the field.

“One thing that’s going right is Jack Chambers. He’s grown leaps and bounds from the spring. When I first got here, he was a quiet and shy guy, and we challenged Jack to be a more vocal leader. It took time, but now you can really see how he has grown. Jack is going to surprise some people this year, he’s a really talented kid,” Huggins said.

Chambers made his starting debut last season against Virginia Lynchburg and shined in the role. He led the Bucs to a 58-6 win over the Dragons behind 7-of-12 passing for 155 yards and two touchdowns, to go with 112 rushing yards and a score.

## THE CHAMBERS FILE

ENTERING THE 2019 SEASON  
AT QUARTERBACK

1

CAREER  
START

ENTERING THE 2019 SEASON  
WITH

244

CAREER PASSING  
YARDS

SET A CAREER HIGH LAST  
SEASON WITH

155

YARDS VS.  
VUL

### STRONG QUARTERBACK COMPETITION

Charleston Southern’s quarterback battle was a position group to watch heading into this season as returners Jack Chambers and Christian Reid matched up with newcomers Ross Malmgren and Darius Douglas to take the first snap on August 31 against Furman. Chambers and Reid both fought their way through the spring season and have the most experience in Head Coach Autry Denson’s “Air Raid with an Attitude” offense.

Chambers has been taking the majority of the snaps with the Bucs’ first-team offense so far this fall camp. The redshirt sophomore quarterback made his starting debut last season against Virginia Lynchburg as the Lilburn, Ga. native finished with 267 total yards and a trio of touchdowns in the win over the Dragons. Reid made his debut in the Bucs’ 16-0 win over Gardner-Webb as he helped facilitate CSU to a key Big South win on Senior Day. Both returners post above average athleticism and can make plays in the open field to help facilitate CSU’s offense this season.

### AIR RAID WITH AN ATTITUDE

New offensive play caller Felton Huggins will be tasked with changing up the offensive scheme for Charleston Southern this season as the

Buccaneers shift from a run-first focus, to a more pass-first scheme.

The Bucs return two of their top three running backs in Terrence Wilson and Ronnie Harris, while also returning quarterbacks Jack Chambers and Christian Reid. Altogether, the Bucs return four starters on offense, and that number does not include two-time All-Conference wide receiver Kameron Brown. Brown sat among FCS’ leaders in yards per catch in both the 2016 and 2017 seasons. Brown should be back at full strength and will look to guide a young receiving group that will include four members of the 2019 signing class.

### NEWCOMERS CHALLENGING

Ross Malmgren and Darius Douglas both joined the Bucs over the summer and have been battling with Chambers and Christian Reid for playing time immediately upon getting on the field. Both quarterbacks have been splitting second team repetitions, while also getting in first team work as CSU looks to continue to supplement its depth. Over the last five seasons, at least two quarterbacks have started for CSU, and often times the number has been stretched to three or four signal callers lining up on the field for the Bucs.

## 2019 TEAM CAPTAINS

**#8 Jack Chambers, QB**  
R-So. \* 5-10 \* 170 \* Lilburn, Ga.

**#33 Nick Salley, DE**  
Sr. \* 5-10 \* 225 \* Walterboro, S.C.

**#78 Zack Evans, G**  
R-Sr. \* 6-2 \* 285 \* Florence, S.C.

**#86 Garris Schwarting, WR**  
Sr. \* 5-10 \* 160 \* Bamberg, S.C.

**#95 Kyle Reighard, P**  
R-Sr. \* 6-2 \* 200 \* Salem, Va.

## PRESEASON HONORS

### JD SOSEBEE, LB

Big South Preseason All-Conference  
Phil Steele Big South Preseason First Team

### ZACK EVANS, OL

Big South Preseason All-Conference  
Phil Steele Big South Preseason First Team

### ETHAN RAY, LS

Big South Preseason All-Conference  
Phil Steele Big South Preseason First Team

### KYLE REIGHARD, P

Big South Preseason Honorable Mention  
Phil Steele Big South Preseason Second Team

### STEPHEN HARALAMBIS, OL

Phil Steele Big South Preseason First Team

### KAMERON BROWN, WR

Phil Steele Big South Preseason Second Team

### TRAVAY HATTEN, TE

Phil Steele Big South Preseason Second Team

### EDWARD KING, LB

Phil Steele Big South Preseason Second Team

### ALEX USRY, PK

Phil Steele Big South Preseason Third Team

## SATURDAY’S UNIFORM

Charleston Southern boasts six different uniform combinations this season, with CSU taking the field this week with their new gold helmets, white jerseys, and gold pants.

### HELMET



### JERSEY



### PANTS



### CSU Record With...

Blue-White-Blue.....	.....
Blue-White-Gold.....	.....
Gold-White-Blue.....	.....
Gold-White-Gold.....	.....
Gold-Blue-Gold.....	.....
Gold-Blue-Blue.....	.....



# O-LINE

## ALL-AMERICAN LEGACY

Any good offensive line starts with an anchor. Luckily, for the Bucs heading into the 2019 season, CSU has two in starting guards Zack Evans and Stephen Haralambis. The duo combined for 19 starts last season in earning preseason All-Conference recognition with Evans earning both Big South and Phil Steele, while Haralambis was honored on the Phil Steele team.

The Bucs averaged 168.5 yards per game on the ground in the 2018 season. Traditionally CSU has been among the nation's best in rushing and time of possession over the last few seasons, but with the offensive shift this year, the Bucs will be dropping back in pass protection more. The voices of the veterans in the middle will provide a huge boost to the Bucs offense as they continue to get comfortable with the increased pace and speed of the Denson era this season.

### THE EVANS FILE

OFFENSIVE LINE  
4TH IN BIG SOUTH IN 2018

**168.5**  
RUSHING YARDS  
PER GAME

THIRD IN BIG SOUTH  
WITH

**417**  
RUSHING ATT.  
IN 2018

SIXTH IN BIG SOUTH IN  
TIME OF POSSESSION

**27:52**  
PER GAME

#### ALL-AMERICAN TRADITION TO BUILD ON

CSU's resurgence over the last six seasons has been highlighted by superlative offensive line play that has seen multiple players receive postseason accolades and All-American mentions. Erik Austell (Class of 2016) was a priority free agent signing by the Denver Broncos in 2017, while Frank Cirone was an All-American selection at guard as a part of a deep unit.

Returners Zack Evans and Stephen Haralambis have a chance to build on the legacy and will look to keep the offensive unit humming in 2019 as the Bucs look for their next All-American offensive lineman.

#### TIME OF POSSESSION WINS GAMES

Charleston Southern has been among the nation's best at holding onto the ball thanks to its offensive line play up front. The Bucs were in the top 50 in time of possession in five of the last six seasons including leading the nation in 2014 with 34:05 per game. This past season, CSU slipped to 101st in FCS at 27:52 and struggled to move the ball at times.

With the transition to the fast-paced 'Air Raid with an Attitude' attack this season, the Bucs will look to enhance their quick strike ability, while also

taking advantage of a strong stable of running backs who can hit between the tackles.

#### EXPERIENCED GROUP RETURNING

Due to the nature of the game, the Bucs did have a number of players gain valuable experience in the trenches this past season. JT Melton lined up in five games this past year, while Preston Nichols, JD Rice, D'Andra Thompson, and Daviyon McDaniel all gained experience in the 2018 season.

Under the tutelage of new offensive line coach Aaron Coeling, the Bucs will be looking to continue to boost and add to their depth. CSU added a trio of signees to the unit in the 2019 signing class, including Ben Moxley, Matthew Hogan, Joshua Crump, and Jacob Tylski.

#### DAY ONE STARTERS

The offensive line was another battle this fall as the team embraced Coach Denson's "best man will play" philosophy. The Bucs are looking to returners Preston Nichols, Stephen Haralambis, JT Melton, Zack Evans, and Daviyon McDaniel to take the field with the opening unit on Saturday against Furman, while the Bucs boast depth with Bailey Ottaway and more ready to step up if needed.

### CSU RECORD WHEN...

2019 Denson

- When playing at home
- When playing on road
- When playing at a neutral site
- When playing on grass
- When playing on artificial surface
- When scoring first
- When opponent scores first
- When leading after first quarter
- When trailing after first quarter
- When tied after first quarter
- When leading at halftime
- When trailing at halftime
- When tied at halftime
- When leading after three quarters
- When trailing after three quarters
- When tied after three quarters
- When CSU has more/equal rushing yards
- When opponent has more rushing yards
- When CSU has more/equal passing yards
- When opponent has more passing yards
- When CSU has more/equal total yards
- When opponent has more total yards
- When CSU has more first downs
- When opponent has more first downs
- When first downs are equal
- When CSU forces more turnovers
- When opponent forces more turnovers
- When turnovers are equal
- In games decided by 3 points or fewer
- In games decided by 7 points or fewer
- In overtime games

### RECORD BREAKDOWN

2019 Streak Under Denson

- Overall
- Home
- Road
- Overtime
- Big South
- Big South Home
- Big South Road

### HOW CSU FARES AGAINST

...the Southern Conference

OPPONENT	RECORD	LAST MET (RESULT)
Chattanooga	0-1	Sept. 2, 1995 (L, 41-0)
Citadel	2-6	Nov. 29, 2018 (L, 43-14)
ETSU	0-5	Sept. 17, 2015 (47-7)*
Furman	-	
Mercer	-	
Samford	0-2	Oct. 20, 2001 (L, 45-24)
VMI	7-6	Oct. 12, 2013 (W, 25-17)
Western Carolina	-	
Wofford	0-14	Nov. 26, 2016 (L, 15-14)
<b>TOTAL</b>	<b>9-34</b>	

### SERIES BUSINESS

Series Record	First Meeting
at Paladin Stadium	First Meeting
Most CSU Points	First Meeting
Most FUR Points	First Meeting
Most Combined Points	First Meeting
Biggest CSU Win	First Meeting
Biggest FUR Win	First Meeting
Current Streak	First Meeting

CSU OFFENSE BY THE NUMBERS

4  
7  
12  
16  
55  
60

Charleston Southern returns four starters to the field in the 2019 season in guards Zack Evans and Stephen Haralambis, as well as running backs Terrence Wilson and Ronnie Harris.

Starting quarterback Jack Chambers will be making his second career start on Saturday when he takes the field against Furman. It will be his seventh career game played after seeing action in six contests last season.

Twelve different ball carriers carried the Buccaneers in the 2018 season paced by Terrence Wilson's 540 net rushing yards and six touchdowns.

Charleston Southern turned the ball over 16 times in the 2018 season on their way to finishing 34th in FCS in turnovers lost on the year.

Charleston Southern finished the 2018 season 55th in FCS in rushing offense per game this season at 168.5 yards per game.

Charleston Southern has four carries of at least 60 yards in 2018 with London Johnson, Ronnie Harris, Kendrick Bell, and Terrence Wilson all picking up at least one rush for the distance this season.

CSU OFFENSE IN THE BIG SOUTH TEAM

Scoring Offense .....	
Touchdowns Scored .....	
Total Offense .....	
Rushing Offense .....	
Passing Efficiency.....	
Passing Offense.....	
First Downs .....	
3rd Down Conversions.....	
4th Down Conversions.....	
Red Zone Conversions .....	
Time of Possession .....	

INDIVIDUAL PER GAME

Total Offense .....	
All-Purpose Yards/Game.....	
Scoring.....	
Rushing Yards/Game .....	
Rushing Touchdowns.....	
Passing Yards/Game.....	
Pass Efficiency.....	
Passing Touchdowns.....	
Receptions/Game.....	
Receiving Yards/Game .....	
Total Receiving Yards.....	
Receiving TDs .....	

MAGIC NUMBERS RECORD UNDER DENSON

Score 24 points or more.....	0-0
Score less than 24 points.....	0-0
Score more than 30.....	0-0
Score more than 40.....	0-0
Score more than 50.....	0-0

OTHER OFFENSIVE PLAYERS TO WATCH

- #2 Ronnie Harris, RB**  
\* Finished third on the team with 336 rushing yards on 63 carries.  
\* Averaged 5.3 yards per carry on the season and 30.5 rushing yards per game.  
\* Added three catches for 23 yards.
- #4 Geoffrey Wall, WR**  
\* Lined up in four games before being sidelined by an injury the remainder of the 2019 season.  
\* Finished tied for fourth on the team with five catches for 23 yards out of the slot receiver position.
- #15 Qua-Vonn Scott, H**  
\* Redshirted the 2018 season due to injury.  
\* Fifth on the Bucs with five receptions in 2017.  
\* Fifth on the team with 77 receiving yards in 2017.

- #1 Christian Reid, QB/RET**  
\* Lined up in three games for the Buccaneers, including earning his first collegiate start against Gardner-Webb.  
\* Finished third on the team with 115 passing yards and an interception.  
\* Went 10-of-26 through the air for a 38.5% completion percentage.

- #65 Stephen Haralambis, OL**  
\* Phil Steele All-Conference selection.  
\* Started in eight game for the Charleston Southern offensive line in 2018.  
\* Was key to CSU posting four 200-yard rushing games.

- #76 JT Melton, C**  
\* Lined up in five games for the Buccaneers in the 2018 season.  
\* Played against Florida, Hampton, Virginia Lynchburg, Gardner-Webb, and The Citadel.

#8 | JACK CHAMBERS | QB | R-SO. | 5-10 | 170 | LILBURN, GA. | PARKVIEW



2018 Stats

- Finished second on the team with 244 passing yards and two touchdowns
- Led the Bucs with a 142.68 passing efficiency on the season
- Went 14-of-26 through the air for the 53.8% completion percentage
- Finished the year with two touchdowns and two interceptions
- Added 158 rushing yards on 29 carries and a touchdown

CAREER HIGHS

Passing Yards	155, Va. Lynchburg (2018)
Attempts	12, Va. Lynchburg (2018)
Completions	7, Va. Lynchburg (2018)
Passing TD	2, Va. Lynchburg (2018)
Rush Att	17, Va. Lynchburg (2018)
Rush Yards	112, Va. Lynchburg (2018)
Rushing TD	1, Va. Lynchburg (2018)

2018 PASSING STATS

GP	Effic	C-A-T	Pct	Yds	TD	Lng	Avg/G	2018 RUSHING STATS							
								Att	Gain	Loss	Net	Avg	TD	Lng	Avg/G
6	142.7	14-26-2	53.8	244	2	72	40.7	29	158	62	96	3.3	1	25	16.0

#11 | KAMERON BROWN | WR | R-SR. | 6-3 | 220 | BEECH ISLAND, S.C. | MIDLAND VALLEY



2018 Stats

- Preseason 2018 Big South All-Conference Wide Receiver
- Played in three games before suffering a season-ending injury
- Finished with four catches for 19 yards
- 56 career catches for 1111 yards and eight touchdowns
- Four career 100-yard receiving efforts

CAREER HIGHS

Receptions	6, Point (2017)
Receiving Yards	123, Monmouth (2017)
Receiving TD	2, Bucknell (2016)
Long Reception	87, MVSU (2017)
All-Purpose Yards	123, Monmouth (2017)

2018 RECEIVING STATS

GP	Rec	Yds	Avg	TD	Long	Avg/G
3	4	19	4.8	0	14	6.3

#26 | TERRENCE WILSON | RB | JR. | 5-8 | 200 | LEESVILLE, S.C. | BATESBURG-LEESVILLE



2018 Stats

- Finished seventh in the Big South in rushing per game (54.0), seventh in rushing touchdowns (6), and 10th in scoring per game (3.6)
- Lined up in 10 games on the season for the Buccaneers
- Led the team in rushing yards (540), yards per game (6.2), touchdowns (6), and yards per game (54.0)
- Led the team in rushing yards and touchdowns

CAREER HIGHS

Rushing Att	19 vs. Gardner-Webb (2018)
Rushing Yards	137 vs. Gardner-Webb (2018)
Long Rush	68 at Hampton (2018)
Rushing TD	2, Twice
Receptions	1, Eight Times
Receiving Yards	40 at Presbyterian (2018)
Receiving TD	N/A

2018 RUSHING STATS

GP	Att	Gain	Loss	Net	Avg	TD	Lng	Avg/G	2018 RECEIVING STATS						
									Rec	Yds	Avg	TD	Long	Avg/G	
10	87	567	27	540	6.2	6	68	54.00	5	54	10.80	0	40	5.40	

#86 | GARRIS SCHWARTING | WR | SR. | 6-2 | 170 | BYRON, GA. | PEACH COUNTY



2018 Stats

- 2019 Charleston Southern Captain
- Finished fourth on the Bucs with 106 receiving yards on three receptions
- Added a touchdown to his total in the 2018 season
- Recorded a career-high 86 receiving yards on two catches, including a 72-yard touchdown reception against Virginia Lynchburg
- Posted a 20-yard reception against Kennesaw State

CAREER HIGHS

Receptions	2, Va. Lynchburg (2018)
Receiving Yards	86, Va. Lynchburg (2018)
Receiving TD	1, Va. Lynchburg (2018)
Long Reception	72, Va. Lynchburg (2018)

2018 RECEIVING STATS

GP	Rec	Yds	Avg	TD	Long	Avg/G
8	3	106	35.33	1	72	13.25

#78 | ZACK EVANS | OL | R-JR. | 6-3 | 270 | BOGART, GA. | NORTH OCONEE



2018 Stats

- 2019 Charleston Southern Captain
- 2019 Big South Preseason All-Conference
- Started all 11 games for the Buccaneers playing primarily at right guard
- Was a key member of the Bucs averaging 168.5 rushing yards per game on the season
- The Bucs averaged 27:52 in time of possession on the season

**BUCCANEERS OF NOTE**

**100-yard rushing games (Season)**

**100-yard rushing games (Career)**

Terrence Wilson .....	3
Jack Chambers.....	1

**100-yard receiving games (Season)**

**100-yard receiving games (Career)**

Kameron Brown .....	4
---------------------	---

**150-yard passing games (Season)**

**150-yard passing games (Career)**

Jack Chambers.....	1
--------------------	---

**Multi-rushing touchdown games (Season)**

**Multi-rushing touchdown games (Career)**

Terrence Wilson .....	2
Kendrick Bell.....	1

**Multi-receiving touchdown games (Career)**

Kameron Brown .....	1
---------------------	---

**Multi-passing touchdown games (Season)**

**Multi-passing touchdown games (Career)**

Jack Chambers.....	1
--------------------	---

**Big South Offensive POTW**

Week 1.....

**Big South Offensive FOTW**

Week 1.....

**CSU OFFENSE STORYLINES**

**AIRING IT OUT**

It's a new day for the Charleston Southern offense as the Buccaneers take the field on Saturday against Furman. Gone are the complete triple option elements from the last five seasons as CSU is revamping its offensive look to a new offense coined the 'Air Raid with an Attitude' as mentioned by Head Coach Autry Denson. Since the first snap of Spring Practice, the Bucs have been airing the ball out all over the field running multiple sets with three, four, and even five wide receivers out on the field. The Bucs will retain several option elements, but look for quarterback Jack Chambers to be keeping an eye down field as CSU opens the 2019 season this Saturday.

**RUNNING GAME - WE TOO DEEP**

The Buccaneers' stable of running backs is headlined by returning starters Ronnie Harris and Terrence Wilson. Harris shined in the Bucs' two biggest games of the 2018 season with a combined 170 rushing yards at Florida and against Kennesaw State. Wilson was CSU's leading rusher in the 2018 season with 540 yards on 87 carries (6.2 ypc), including six touchdowns. In addition, Kendrick Bell (9.8 ypc) and Jamari Dunbar (8.0 ypc) found success in open space, while Markus Melvin spotlighted on special teams in 2018.

**RETURN OF BIG PLAY BROWN**

Returning to the field this season is two-time All-Conference wide receiver Kameron Brown who enters his redshirt senior year with 56 receptions, 1,111 career yards and eight touchdowns. Brown finished among the top-10 in the NCAA in yards per reception. The Graniteville, S.C. native will be moving around the field this season as the 6-3, 220-pound athlete will be maximizing his talents in the new offense under Denson. He has posted four 100-plus yard receiving efforts, including a career-high 123 yards at home against Monmouth in the 2017 season.

**DEEP 2019 RECRUITING CLASS MAKING AN IMPACT**

The Buccaneers picked up nine players in the 2019 recruiting class - a class that was ranked No. 41 by HERO Sports. Among the highlights in the recruiting class were wide receivers Kaleb Chatmon (No. 61) and Isaiah Stephens (No. 85) and the duo are expected to see time on the field this weekend. Additionally, freshman quarterback Ross Malmgren, offensive linemen Ben Moxley and Matt Hogan, and receiver Quinn Caballero are listed on the Bucs' two-deep heading into the first game of the 2019 season.

**OFFENSIVE LINE STRENGTH**

Gone are three starters from the 2018 offensive line, but the Bucs return a strong base unit in All-Conference guards Zack Evans and Stephen Haralambis, as well as experience up the middle with center JT Melton. CSU is looking to a pair of untested tackles on the outside in Preston Nichols and Daviyon McDaniel, but the duo have shown flashes of talent both in the weight room and on the field to have Coach Aaron Coeling enthusiastic about his unit heading into the fall.

**WHERE ON THE FIELD IS CHRISTIAN REID?**

Although the rising sophomore has been taking snaps with the quarterbacks, Christian Reid will be adding an additional wrinkle to the mix this year by lining up at both wide receiver and return specialist this season. Reid signed with the Bucs by way of Newnan, Ga. and East Coweta High School where he finished as the school's all-time leading passer and a two-time All-Region selection. This year, the fleet-footed sophomore will look to utilize his speed on the outside, as well as his throwing ability to help the quick-paced offense on the field.

**OFFENSIVE PLAYERS CAREER HIGHS IN A GAME**

**#1 CHRISTIAN REID - QB/WR**

Comp.	8, Gardner-Webb (2018)
Attempts	21, Gardner-Webb (2018)
Pass Yds	92, Gardner-Webb (2018)
Long Pass	30, Gardner-Webb (2018)
Rushes	15, Gardner-Webb (2018)
Rush Yds	36, Gardner-Webb (2018)
Long Rush	19, Gardner-Webb (2018)

**#2 RONNIE HARRIS - RB**

Rushes	14, Kennesaw State (2018)
Rush Yds	87, Kennesaw State (2018)
Rush TD	1, Savannah State (2017)
Long Rush	70, at Florida (2018)

**#4 GEOFFREY WALL - WR**

Rec.	5, at Kennesaw State (2017)
Rec. Yds	57, Point (2017)
Rec. TD	N/A
Long Rec.	41, Point (2017)
Rushes	3, Twice
Rush Yds	23, at Liberty (2016)
Long Rush	23, at Liberty (2016)

**#8 JACK CHAMBERS - QB**

Comp.	7, Virginia Lynchburg (2018)
Attempts	12, Virginia Lynchburg (2018)
Pass Yds	155, Virginia Lynchburg (2018)
Pass TD	2, Virginia Lynchburg (2018)
Long Pass	72, Virginia Lynchburg (2018)
Rushes	17, Virginia Lynchburg (2018)
Rush Yds	112, Virginia Lynchburg (2018)
Rush TD	1, Virginia Lynchburg (2018)
Long Rush	32, Virginia Lynchburg (2018)

**#11 KAMERON BROWN - WR**

Rec.	6, Point (2017)
Rec. Yds	123, Monmouth (2017)
Rec. TD	2, Bucknell (2016)
Long Rec.	87, MVSU (2017)

**#12 TRAVAY HATTEN - TE**

Rec.	2, at Liberty (2016)
Rec. Yds	34, at Liberty (2016)
Rec. TD	1, Twice
Long Rec.	23, at Liberty (2016)

**#15 QUA-VONN SCOTT - TE**

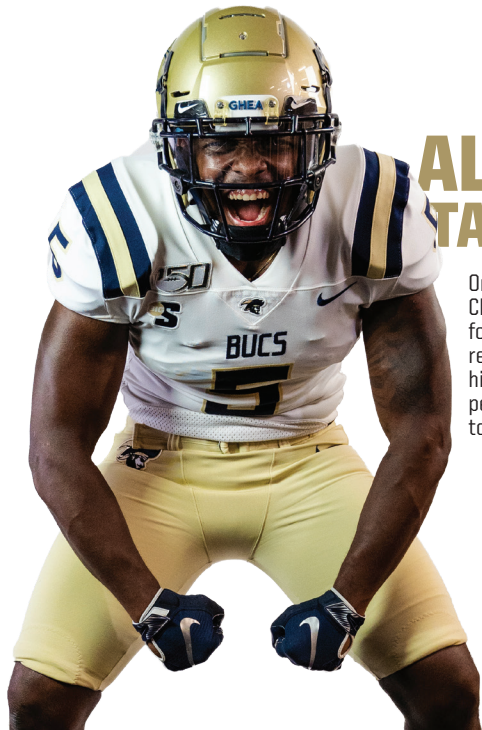
Rec.	3, Savannah State (2017)
Rec. Yds	39, Savannah State (2017)
Rec. TD	1, Savannah State (2017)
Long Rec.	29, Twice

**#26 TERENCE WILSON - RB**

Rushes	19 vs. Gardner-Webb (2018)
Rush Yds	137 vs. Gardner-Webb (2018)
Rush TD	2, Twice
Long Rush	68 at Hampton (2018)

**#86 GARRIS SCHWARTING - WR**

Rec.	2, Virginia Lynchburg (2018)
Rec. Yds	86, Virginia Lynchburg (2018)
Rec. TD	1, Virginia Lynchburg (2018)
Long Rec.	72, Virginia Lynchburg (2018)



# NOISE

## ALL-CONFERENCE TACKLING MACHINE

One of the most decorated linebackers to come through Charleston Southern, redshirt senior J.D. Sosebee is back for his fourth year on the field after earning All-Conference recognition in 2018. A quiet leader on the field who talks with his pads, Sosebee finished sixth in the Big South in tackles per game last season (7.2) and third overall on the Bucs in total tackles.

The Gainesville, Ga. native is a two-time Big South All-Conference recipient who has picked up 15.0 tackles for loss over his three seasons. He has also shown a knack for finding the ball with five fumble recoveries, including three last season to pace the conference.

Sosebee has posted seven double-digit tackle games over the last two seasons, including a career-high 13 tackles last year against Savannah State. He has posted two top-10 Big South tackling efforts in his career.

### THE SOSEBEE FILE

RANKED IN THE TOP 20 ALL-TIME FOR CSU

191

CAREER TACKLES

RANKED 3RD ALL-TIME IN CSU HISTORY

5

FUMBLE RECOVERIES

LEADS THE BUCCANEERS RETURNERS WITH

7

10+ TACKLE GAMES

#### ALL-CONFERENCE, ALL THE TIME

One of the keys to Charleston Southern's defensive excellence has been the key contributions of redshirt senior linebacker J.D. Sosebee. Sosebee redshirted his freshman season before making his debut at outside linebacker in 2016. The Gainesville, Ga. native shined in his role with a four-tackle effort and a pass breakup in the Week 0 game against North Dakota State.

Two seasons later, J.D. Sosebee enters his senior year with a pair of All-Conference accolades to go with his preseason recognition. The Bucs will look to the linebacker to continue his success up front this season.

#### DOUBLE-DIGIT TACKLE GAMES - CAREER

Sosebee has been active around the ball throughout his career this season sitting just outside the top 15 tacklers in Charleston Southern history. Sosebee recorded four games above the mark last season, including a career-high 13 against Savannah State.

Sept. 2, 2017	11 at Mississippi State
Oct. 7, 2017	11 at Indiana
Oct. 28, 2017	10 vs. Monmouth
Sept. 22, 2018	10 vs. Elon
Sept. 29, 2018	10 at Hampton

Oct. 5, 2018	13 at Savannah State
Nov. 17, 2018	11 at Campbell

#### BIG PLAYS IN BIG SITUATIONS

J.D. Sosebee has found a way to make his play effective in nearly every game as the redshirt senior linebacker sits both among the Bucs leaders in both tackles and fumble recoveries over his time with the Bucs. Sosebee finished up last season with three fumble recoveries, while he added a 60-yard scoop-and-score in 2017 to his career accolades.

#### MULTI-TACKLE FOR LOSS GAMES - CAREER

Adept at attacking the line of scrimmage, Sosebee has 15 games with at least 0.5 tackles for loss in his career. Sosebee has lined up in 29 career games over his time with the Bucs with ... starts

Included among his totals are four multi-tackle for loss games.

Nov. 4, 2017	2.5 at Gardner-Webb
Sept. 29, 2018	2.0 at Hampton
Oct. 5, 2018	1.5 at Savannah State
Nov. 17, 2018	2.0 at Campbell

#### TOP 10 TEAM SACK GAMES UNDER DENSON

#### TOP 10 INDIVIDUAL SACK PERFORMANCES UNDER DENSON

#### TOP 10 TEAM TFL GAMES UNDER DENSON

#### TOP 10 INDIVIDUAL TFL PERFORMANCES UNDER DENSON



# LEGACY

## PASS DEFENSE

### RECAPTURING "F4"

Gone is the senior-laden defensive backs group from last season as Brandon Rowland, Shadarius Hopkins, James Allen, and Jonathon Slaton all played their last down for the Bucs this past fall.

The quartet paced the Bucs to finishing fourth in FCS in passing yards allowed last season, while also finishing eighth in the nation in turnovers gained. The defensive back group also led the country with five interceptions returned for touchdowns.

This year, another group takes the field looking to build on the legacy left by one of the top defensive backfields in the Football Championship Subdivision with redshirt junior defensive back Evan Cruz leading the way. Cruz looks to provide veteran leadership for a group that will be facing several key opponents early this season before getting ready for a tough conference schedule.

## THE CRUZ FILE

MOST EXPERIENCED CSU DB RETURNING WITH

15

GAMES PLAYED

2ND ON THE BUCS IN THE TORNOVER GAME WITH

2

FUMBLE RECOVERIES

BUCS AMONG THE NCAA'S BEST WITH

26

TURNOVERS GAINED IN 2018

### REBUILDING ONE OF THE TOP FCS UNITS

One of the units that took the biggest hit was the Buccaneers' secondary unit. Gone are starting safeties Brandon Rowland and Shadarius Hopkins, as well as cornerbacks James Allen and Jonathan Slaton. The above-mentioned unit finished among the national leaders in pass defense, interceptions, defensive touchdowns, and turnover margin. This year, CSU returns a number of key veterans that have shined on special teams, as well as supplemented the defensive side of the ball last year.

From the early portion of preseason, the Bucs are looking at an experienced quartet in Darin Smalls, Evan Cruz, Jarrod Stanley, and Hombre Kennedy to take the first crack at the field. Smalls is a former three-star prospect that will help lead the way, while Cruz and Stanley have both been known for their play-making ability on special teams and in on-ball coverage. Kennedy made his name on special teams last year and will be another presence on the field after a strong spring.

### TACKLING PROFESSIONALS

Charleston Southern's defense will be facing another run-heavy schedule this season with seven teams ranking among the FCS's top-55 rushing attacks in 2018. Included in the group

are a pair of top-10 teams in The Citadel (9th) and Kennesaw State (2nd) as the Bucs will be facing a number of true option teams this year.

The Big South features a number of teams that are dedicated to the run game first as passing yards can be hard to come by in conference play. CSU was one of four Big South teams to rank in the top eight in FCS in passing yards allowed last season. Former safeties Brandon Rowland and Shadarius Hopkins were in the top six in the Big South last season in tackles per game among defensive backs, and the Bucs will be looking to replace that production early as they attack the line of scrimmage.

### MULTI-TURNOVER GAMES

Opportunistic to their corps, the Bucs' defensive backs helped CSU force multiple turnovers in five games, including two games with at least four turnovers.

Sept. 29 at Hampton .....	5 (1 FR, 4 INT)
Oct. 13 vs. Virginia Lynchburg.....	2 (1 FR, 1 INT)
Oct. 20 vs. Presbyterian.....	6 (5 FR, 1 INT)
Nov. 10 vs. Gardner-Webb .....	2 (2 INT)
Nov. 17 at Campbell.....	4 (4 INT)

### TOP 5 OFFENSIVE PERFORMANCES UNDER DENSON

Total Offense

Rushing Yards

Rushing Yards

Passing Yards

Points

### TOP 5 DEFENSIVE PERFORMANCES UNDER DENSON

Total Offense

Total Defense

Rushing Yards

Passing Yards

Points

CSU DEFENSE BY THE NUMBERS

- 3** Charleston Southern's defensive unit returns three starters from the 2018 season as linebackers J.D. Sosebee, Edward King, and Jon Pohahau are back on the field for CSU this season.
- 4** CSU boasted the fourth-best pass defense in FCS in 2018 allowing just 139.4 passing yards per game on the season.
- 13** CSU's defensive prowess was showcased on loose balls throughout the 2018 season. The Bucs finished the season fourth in FCS with 13 fumble recoveries on the year.
- 13** The Bucs have found ways to limit the opposition on the season finishing 29th on the season with 13 interceptions. CSU is 21st in FCS allowing just 21.6 points per game on the year.
- 19** Charleston Southern's defense retains the knowledge of defensive coordinator Zane Vance and the Bucs will look to continue to build after allowing just 194 first downs last season to finish 19th in FCS.
- 22** Their pass defense prowess has been nearly matched on the ground. CSU's overall defense is 22nd in FCS allowing a total of 324.7 yards per game.

CSU DEFENSE IN THE BIG SOUTH

**TEAM PER GAME**

Scoring Defense .....	.....
Total Defense.....	.....
Rushing Defense.....	.....
Passing Defense.....	.....
First Downs Allowed.....	.....
3rd Down Conversions.....	.....
4th Down Conversions.....	.....
Red Zone Conversions .....	.....
Sacks.....	.....

**INDIVIDUAL**

Interceptions.....	.....
Interception Return Yards.....	.....
Tackles.....	.....
Sacks.....	.....
Tackles for Loss.....	.....
Fumbles Forced.....	.....
Fumbles Recovered.....	.....
Passes Defended.....	.....

**MAGIC NUMBERS RECORD UNDER DENSON**

Allows 24 points or less.....	.....
Allows more than 24 points.....	.....

OTHER DEFENSIVE PLAYERS TO WATCH

- #43 JUSTIN MCINTIRE, LB**  
\* Earned November 19 Big South Special Teams Player of the Week honors  
\* Lined up in nine games primarily at linebacker and on special teams  
\* Posted 10 total tackles (four solo, six assisted)  
\* Recorded 0.5 tackles for loss, an interception, and blocked a punt
- #38 KYLE SYVARTH, LB**  
\* Lined up in 10 games at both linebacker and on special teams for the Bucs in 2018  
\* Finished the season with 38 total tackles (25 solo, 13 assisted)  
\* Posted 2.5 tackles for loss and one pass breakup on the year

**#5 | J.D. SOSEBEE | LB | R-SR. | 6-0 | 215 | GAINESVILLE, GA. | GAINESVILLE**



- Earned spot on All-Big South Conference Second Team
- Ranked fifth in the league with a team-high 81 tackles
- Ranked eighth in the league with eight tackles for loss
- Recovered a fumble and returned it 60 yards for a touchdown in win over Point (Sept. 23)
- Recorded three games with ten or more tackles, including a career-high 11 against both Mississippi State (Sept. 2) and Indiana (Oct. 7)

**CAREER HIGHS**

Tackles	13 at Savannah State (2018)
Solo	6, Three Times (2015)
Assisted	7 at Mississippi State (2017)
TFL	3.0, at Gardner-Webb (2016)
Sacks	2, Kennesaw State (2016)
Interceptions	1, Twice
FF	1, Three Times
FR	1, Four Times

2018 DEFENSIVE STATS

GP	ST	AT	TT	TFL	Sacks	Int	PBU	QBH	FR	FF	Blk	Saf
10	28	44	72	6.5-17	0.5-2	0	0	1	3	0	0	0

**#10 | EDWARD KING | LB | SR. | 6-1 | 225 | HOLLYWOOD, FLA. | HALLANDALE**



- Finished fifth on the Bucs with 43 total tackles on the season
- Lined up in all 11 games for CSU playing primarily at middle linebacker
- Posted 24 solo tackles and 19 assisted tackles
- Finished the year with 5.5 tackles for loss and 0.5 sacks in 2018
- Posted a career-high 11 tackles (eight solo) in CSU's loss at Monmouth
- Posted nine tackles (four solo) and 2.5 tackles for loss at Campbell
- Had five tackles, 0.5 sacks, 0.5 tackles for loss at Savannah State

**CAREER HIGHS**

Tackles	11, at Monmouth (2018)
Solo	8, at Monmouth (2018)
Assisted	5, at Campbell (2018)
TFL	2.5, at Campbell (2018)
Sacks	0.5, at Campbell (2018)

2018 DEFENSIVE STATS

GP	ST	AT	TT	TFL	Sacks	Int	PBU	QBH	FR	FF	Blk	Saf
11	24	19	43	5.5-15	0.5-1	0	0	0	0	0	0	0

**#33 | NICK SALLEY | BUC | SR. | 5-10 | 225 | WALTERBORO, S.C. | COLLETON**



- 2019 Charleston Southern Team Captain
- Posted 34 total tackles (18 solo, 16 assisted) in 2018
- Finished the season with 4.0 tackles for loss and 1.0 sacks
- Finished with one fumble recovery and one forced fumble
- Finished with five tackles (three solo), a tackle for loss, and a forced fumble at Hampton
- Six tackles (two solo) against Kennesaw State

**CAREER HIGHS**

Tackles	9 at The Citadel (2018)
Solo	4, Twice (2018)
Assisted	5 at The Citadel (2018)
TFL	1.0, Four Times (2018)
Sacks	1.0, Gardner-Webb (2018)
FF	1, at Hampton (2018)
FR	1, Presbyterian (2018)

2018 DEFENSIVE STATS

GP	ST	AT	TT	TFL	Sacks	Int	PBU	QBH	FR	FF	Blk	Saf
10	18	16	34	4.0-12	1.0-4	0	0	0	1	1	0	0

**#42 | JAHID BEAMON | DT | SR. | 6-1 | 295 | EASTON, PA. | WILSON AREA (ELLSWORTH CC)**



- Lined up in all 11 games for the Buccaneers in the 2018 season
- Posted 19 total tackles (five solo, 14 assisted)
- Recorded one fumble recovery
- Made four tackles in his collegiate debut at Florida
- Posted four tackles in CSU's win over Virginia Lynchburg
- Three tackles against both Presbyterian and Kennesaw State
- Posted a fumble recovery at Monmouth

**CAREER HIGHS**

Tackles	4, Twice (2018)
Solo	3, Virginia Lynchburg (2018)
Assisted	4, Elon (2018)
FR	1, at Monmouth (2018)

2018 DEFENSIVE STATS

GP	ST	AT	TT	TFL	Sacks	Int	PBU	QBH	FR	FF	Blk	Saf
11	5	14	19	0-0	0-0	0	0	0	1	0	0	0

**#20 | EVAN CRUZ | DB | R-JR. | 5-8 | 170 | VIERA, FLA. | VIERA**



- Lined up in all 11 games in both the secondary, as well as on special teams
- Recorded four total tackles (two solo, two assisted)
- Recorded two fumble recoveries on the season
- Picked up his first tackle of the season and added a fumble recovery at Hampton
- Picked up a season-high three tackles and 0.5 tackles for loss at Campbell
- Recorded a fumble recovery in CSU's win over Presbyterian

**CAREER HIGHS**

Tackles	3, at Campbell (2018)
Solo	1, Three Times
Assisted	2 at Campbell (2018)
TFL	0.5 at Campbell (2018)
FR	1, Twice

2018 DEFENSIVE STATS

GP	ST	AT	TT	TFL	Sacks	Int	PBU	QBH	FR	FF	Blk	Saf
11	2	2	4	0.5-1	0-0	0	0	0	2	0	0	0

- #16 HOMBRE KENNEDY, SS**  
\* Lined up in five games playing primarily on special teams  
\* Posted his first collegiate tackle in the Bucs' win over Virginia Lynchburg
- #30 CODY CLINE, FS**  
\* True freshman joined the Bucs by way of Concord, N.C. and Cox Mill  
\* Big playmaker in the secondary in fall camp for CSU

- #6 JARROD STANLEY, CB**  
\* Did not line up for the Bucs in the 2018 season  
\* Played in eight games at corner and on special teams in 2017  
\* Posted seven tackles, 1.5 tackles for loss and four pass breakups in 2017

- #45 JON POHAHAU, DT**  
\* Lined up in all 11 games for the Buccaneers along the defensive line  
\* Posted 28 total tackles in 2018 (eight solo, 20 assisted)  
\* Recorded one tackle for loss and two pass breakups  
\* Had at least one tackle in 10 of 11 games

CSU DEFENSE STORYLINES

NEW FACES IN THE TRENCHES

The Buccaneers have had at least one All-American on the defensive line in each of the last three seasons. CSU looks to make it four this year after the loss of Solomon Brown and Johnny Robinson. The duo combined for 45.5 tackles for loss and 15 sacks over the last two seasons as the Bucs sat among the national leaders in multiple categories on the defensive side of the ball. Looking to build on the tradition this season includes a quartet of seniors in Jon Pohahau, Jahid Beamon, Nick Salley, and Eishaun Funnye, as well as experienced veterans in Anton Williams, Shaundre Mims, and Ramero Rock. John Chiaramonte makes the shift to the defensive line after lining up on special teams and at tight end the last two seasons, while freshmen Kevon Hilliard, Jacob Libretto, and Ja'Courtney Snipes will be among the group that Coach Jason Brooks will be putting on the field this season.

REDISCOVERING THE QB TAKEDOWN MOJO

Charleston Southern's defensive line unit has controlled the line of scrimmage over the last few seasons. The Bucs have been among the nation's best at tackles for loss, but getting after the quarterback has not been among the team's forte over the last five seasons. The Bucs have finished among the top 35 teams in the nation in each of the last four seasons, including finishing 29th last year in averaging 7.4 tackles for loss per game. J.D. Sosebee returns as the team's tackle for loss leader from 2018 at with 6.5, while linebacker Garrett Sayegh (3.5 sacks) led the Bucs in the category last year. CSU will be looking for someone to step up and fill in the gaps left by Robinson (8.5 TFL, 3.0 sacks) and Brown (17.0 TFL, 2.0 sacks). CSU led the nation in time of possession edge several seasons ago; the Bucs will look to their defensive line unit to put the team back in the drivers seat in 2019.

VETERAN LEADERSHIP AT THE CENTER

One of the deepest units for the Charleston Southern defense this season, defensive coordinator Zane Vance's linebacker corps boasts veteran leadership and talent throughout the spectrum. J.D. Sosebee, Edward King, Kyle Syvarth and Justin McIntire headline the group and are expected to be on the field for the first snap on August 31 against Furman. Sosebee headlines the group as the three-year starter has been among the conference's best tackling machines. The two-time All-Conference selection finished sixth in the conference with 7.2 tackles per game last season, while also leading the Big South in fumble recoveries. King lined up at middle linebacker in all 11 games last season setting a career-high with 11 tackles against Monmouth. Syvarth has shown the ability to play all three linebacker spots and has been in several key situations for the Bucs over the last two seasons. McIntire was a special teams star for the Bucs last season and will be making strides this year opposite of Sosebee.

REBUILDING THE DEFENSIVE BACKS

One of the units that took the biggest hit was the Buccaneers' secondary unit. Gone are starting safeties Brandon Rowland and Shadarius Hopkins, as well as cornerbacks James Allen and Jonathan Slaton. The above-mentioned unit finished among the national leaders in pass defense, interceptions, defensive touchdowns, and turnover margin. This year, CSU returns a number of key veterans that have shined on special teams, as well as supplemented the defensive side of the ball last year. From the early portion of preseason, the Bucs are looking at an experienced quartet in Darin Smalls, Evan Cruz, Jarrod Stanley, and Hombre Kennedy to take the first crack at the field. Smalls is a former three-star prospect that will help lead the way, while Cruz and Stanley have both been known for their play-making ability on special teams and in on-ball coverage. Kennedy made his name on special teams last year and will be another presence on the field after a strong spring.

TACKLING PROFESSIONALS

Charleston Southern's defense will be facing another run-heavy schedule this season with seven teams ranking among the FCS's top-55 rushing attacks in 2018. Included in the group are a pair of top-10 teams in The Citadel (9th) and Kennesaw State (2nd) as the Bucs will be facing a number of true option teams this year. The Big South features a number of teams that are dedicated to the run game first as passing yards can be hard to come by in conference play. CSU was one of four Big South teams to rank in the top eight in FCS in passing yards allowed last season. Former safeties Brandon Rowland and Shadarius Hopkins were in the top six in the Big South last season in tackles per game among defensive backs, and the Bucs will be looking to replace that production early as they attack the line of scrimmage.

Big South Defensive POTW

Week 1.....

Big South Defensive FOTW

Week 1.....

DEFENSIVE PLAYERS CAREER HIGHS IN A GAME

#5 J.D. SOSEBEE - LB

Tackles 13 at Savannah State (2018)  
Solo 6, Three Times  
Assisted 8 at Mississippi State (2017)  
TFL 2.5 at Gardner-Webb (2017)  
Sacks 1, Twice

#10 EDWARD KING - LB

Tackles 11 at Monmouth (2018)  
Solo 8 at Monmouth (2018)  
Assisted 5 at Mississippi State (2017)  
TFL 0.5 at Mississippi State (2017)

#14 CRAIG JOHNSON - LB

Tackles 9 vs. Liberty (2017)  
Solo 5 vs. Liberty (2017)  
Assisted 4 vs. Liberty (2017)  
TFL 1 vs. Monmouth (2017)

#16 HOMBRE KENNEDY - DB

Tackles 1, Virginia Lynchburg (2018)

#20 EVAN CRUZ - DB

Tackles 3 at Campbell (2018)  
Solo 1, Four Times  
Assisted 2 at Campbell (2018)  
TFL 0.5 at Campbell (2018)  
FR 1, Twice

#31 ANTON WILLIAMS - DE

Tackles 5 vs. MVSU (2017)  
Solo 2 vs. Point (2017)  
Assisted 4 vs. MVSU (2017)  
TFL 1 vs. Point (2017)  
Sacks 1 vs. Point (2017)

#38 KYLE SYVARTH - LB

Tackles 11, Kennesaw State (2018)  
Solo 6 at Monmouth (2018)  
Assisted 7, Kennesaw State (2018)  
TFL 1.0, Twice  
Pass Breakup 1 at Monmouth (2018)

#40 GARRETT SAYEGH - LB

Tackles 5, Gardner-Webb (2018)  
Solo 4, Gardner-Webb (2018)  
Assisted 3 at Florida (2018)  
TFL 2.0, Gardner-Webb (2018)  
Sacks 2.0, Gardner-Webb (2018)

#42 JAHID BEAMON - DL

Tackles 4, Twice  
Solo 3, Virginia Lynchburg (2018)  
Assisted 3, Kennesaw State (2018)  
FR 1 at Monmouth (2018)

#43 JUSTIN MCINTIRE - LB

Tackles 3 vs. Virginia Lynchburg (2018)  
Solo 2 vs. Virginia Lynchburg (2018)  
Assisted 2 at Hampton (2018)  
TFL 0.5 at The Citadel (2018)  
INT 1 vs. Gardner-Webb (2018)

#45 JON POHAHAU - DL

Tackles 5 vs. Kennesaw State (2018)  
Solo 2, Twice  
Assisted 5 vs. Kennesaw State (2018)  
TFL 0.5, Twice  
Pass Breakup 2 vs. Gardner-Webb (2018)

#90 SHAUNDRE MIMS - DL

Tackles 6 at Monmouth (2018)  
Solo 5 at Monmouth (2018)  
Assisted 2 vs. Presbyterian (2018)  
TFL 2.0, Twice  
Sacks 1.0 vs. Gardner-Webb (2018)  
QB Hurries 2 vs. Gardner-Webb (2018)

#91 EISHAUN FUNNYE - DL

Tackles 4 vs. Kentucky State (2016)  
Solo 2 vs. Kentucky State (2016)  
Assisted 2, Four Times  
TFL 0.5 vs. Kentucky State (2016)



# SPECIAL PUNTER/HOLDER WATCH LISTS ABOUND

Since making the transition to punter in 2017, Kyle Reighard has dotted the CSU record books over the last few seasons. His ability to go for both distance, as well as placement has garnered several All-Conference accolades, as well as recognition this season to several preseason watch lists.

Reighard was one of three Big South nominees to be named to the inaugural FCS Punter of the Year award watchlist by The Augusta Sports Council. The council is also home to the Ray Guy Award which honors the nation's best FBS collegiate punter each season.

The redshirt senior captain also has started to gain campaign buzz for his inaugural "Frederick Holder of the Year" watch list to be given to the top FCS holder each season. This award is similar to the Pete Mortell award which is given annually to the top holder in FBS since the 2016 season.

## REIGHARD 50-YARD PUNTS AT CSU

All Kyle Reighard does is boom the ball down the field. The rising redshirt junior lit a spark under the Buccaneers' special teams efforts last season as the Salem, Va. native led the Big South Conference by a wide margin of 0.7 yards per attempt in 2017.

An added element to CSU's punting game, Reighard paced the conference in punts over 50 yards and inside the 20 last season. He put 11 punts over 50 yards in 2017, and added seven more punts in the 2018 season showcasing his strong leg. He boasts 18 punts over 50 yards in his career.

## PUNTS OVER 50+ YARDS (2018)

- 52 yards .....vs. Elon, Sept. 22
- 59 yards .....at Savannah State, Oct. 6
- 55 yards .....at Monmouth, Nov. 3
- 51 yards .....at Monmouth, Nov. 3
- 50 yards .....Gardner-Webb, Nov. 10
- 50 yards .....at The Citadel, Nov. 29
- 50 yards .....at The Citadel, Nov. 29

## THE REIGHARD FILE

RANKED 4TH ALL-TIME IN  
CSU RECORD BOOKS WITH

**40.9**

YARDS PER PUNT  
IN 2018

BECAME THE FIRST PUNTER  
SINCE 1997 TO AVERAGE

**40.0+**

YARDS PER PUNT  
SINCE 1998

RANKED 2ND ALL-TIME IN  
CSU RECORD BOOKS WITH

**41.1**

CAREER PUNTING  
AVERAGE

### REIGHARD CONNECTS

Rising redshirt senior Kyle Reighard dots the Big South Conference record books in a number of single season and career categories. The Salem, Va. native led the conference in punting average in the 2017 season on his way to earning First Team All-Conference recognition, including setting the Big South single game punting yard mark with 537 at Mississippi State.

### Reighard in the Big South Records

#### Season Punting Average

2017 Led Big South with 41.4 yards per punt

#### Single Game Punts

- 1. 12 at Mississippi State, 2017
- 12 at Indiana, 2017

#### Single Game Punting Yards

- 1. 537 at Mississippi State, 2017
- 8. 462 at Indiana, 2017

#### Single Game Punting Average

- 3. 44.8 at Mississippi State, 2017

Reighard continues to pace the Bucs heading into the year earning Captain honors this season, in addition to preseason All-Conference Honorable Mention honors.

### CAREER WATCH LIST

Reighard has a chance to finish as the Big South's all-time leader in punt average this season as the redshirt senior leads the way by nearly 0.6 yards per attempt in 100-149 punts. Reighard is one of two CSU punters to sit all-time among the Big South leaders joining Nick Ellis (8th, 35.6 ypk, 2003-07).

#### Career Punting Average (100-149 punts)

- 1. 41.1 Kyle Reighard, 2016-present
- 2. 40.5 Brett Norton, PC, 2015-17
- 3. 39.6 Mike Larsson, LIB, 2008-11
- 4. 39.6 Crimmin Hankinson, GWU, 2018-pres.
- 5. 38.8 Grant Bowden, LIB, 2012-13

### SPEAKING OF POWER

Kyle Reighard is among the Big South's all-time leaders in yards per punt, and part of that is down to his prowess in getting the ball down field. He currently sits among the Big South leaders in 50-plus yards per punt.

#### Most Punts 50-plus Yards

- T-1. 29 Michael Hanna, GWU, 2005-08
- 29 Patrick Morgano, PC, 2009-12
- 7. 19 Matt White, Monmouth, 2014-17
- T-8. 18 Kyle Reighard, 2016-present

CSU SPECIAL TEAMS BY THE NUMBERS

29

Paced by redshirt sophomore Kyle Reighard's strong leg, the Buccaneers' punt team was 29th in the NCAA in net punting in 2018. CSU was among the national leaders with an average of 37.21 yards per punt

12

Tyler Tekac finished the season with 12 field goals in the 2018, establishing a new CSU record in the process.

14

Charleston Southern blocked two punts in the 2018 season with the Bucs bursting through the blocking scheme to deflect attempts against both Campbell and The Citadel to sit 14th in FCS in the category.

25

The Bucs' punt return defense allowed an average of 5.62 yards per return over the 2018 season to finish 25th in the country in the category.

29

The Bucs' punt return unit averaged 10.95 yards per attempt on their way to finishing 29th in FCS in punt return yards per attempt.

94

CSU's punt unit allowed two blocked punts last season on their way to finishing 94th in the country in the category.

CSU SPECIALISTS IN THE BIG SOUTH TEAM

Punt Returns.....	.....
Kick Returns .....	.....
Punting Average .....	.....
Net Punting .....	.....
Kickoff Coverage .....	.....
Opponent Punt Returns .....	.....
Field Goal Percentage.....	.....
Field Goals Made .....	.....
PAT Kicking .....	.....

INDIVIDUAL

Punting .....	.....
Field Goals Made .....	.....
Punt Return Average .....	.....
Kick Return Average .....	.....
Total Punt Return Yards .....	.....
Total Kick Return Yards .....	.....
Kick Return TD.....	.....
Punt Return TD.....	.....

#95 | KYLE REIGHARD | P | R-SR. | 6-2 | 197 | SALEM, VA. | SALEM



- 2018 Big South Second Team All-Conference Punter
- 2018 Preseason Big South All-Conference Punter
- Oct. 8 & Nov. 12 Big South Special Teams Player of the Week
- Finished second in the Big South in punt average (40.9), third in total punts (66) and third in yards punted (2,698)
- Recorded 24 kickoffs, averaging 54.5 yards per attempt in the 2018 season with two touchbacks

CAREER HIGHS

Punts	12, at Mississippi St. (2017)
Punt Average	46.8 at Savannah State (2018)
Long Punt	57, at Indiana (2017)
Punts Inside 20	3, Five Times
Punts 50+	2, Three Times

2018 PUNTING STATS

NO.	YDS	AVG	LG	TB	FC	I20	50+	BLK
66	2698	40.88	59	3	31	21	7	2

#49 | ETHAN RAY | LS | R-JR. | 6-0 | 185 | BOILING SPRINGS, S.C. | BOILING SPRINGS



- 2018 Big South Second Team All-Conference long snapper
- 2018 Preseason All-Conference long snapper
- Averaged a 0.72 snap time in 2018
- Helped the Bucs' unit post snap-to-kick averages of 2.06
- Was responsible for six fair catch calls in special teams coverage
- Downed the ball inside the opponents' 10-yard line four times

CAREER HIGHS

#47 | ALEX USRY | K | R-SO. | 5-10 | 185 | MCDONOUGH, GA. | ELCA



- Took over as Charleston Southern's primary kickoff specialist in the 2018 season
- Recorded 22 kickoffs for 1,224 yards
- Averaged 55.6 yards per kickoff and posted three touchbacks
- Added solo tackles for the Bucs in kickoff coverage against both Hampton and Savannah State

2018 KICKOFF STATS

No.	Yds	Avg	TB	OB
22	1224	55.6	3	1

#98 | NATHANIEL TOOLE | PK | SO. | 5-10 | 170 | BARNWELL, S.C. | BARNWELL



- 2018 Big South Preseason All-Conference Honorable Mention
- Earned spot as Bucs' starting long snapper
- Part of punt unit that ranked sixth nationally in net punting

#1 | CHRISTIAN REID | RS | SO. | 6-0 | 171 | NEWNAN, GA. | EAST COWETA



- Lined up in four games for the Buccaneers, including earning his first collegiate start against Gardner-Webb
- Finished third on the team with 115 passing yards and an interception
- Went 10-of-26 through the air for a 38.5% completion percentage
- Made his collegiate debut with a completion for 14 yards and added two yards rushing against Presbyterian

CAREER HIGHS

Kick Returns	
KR Yards	
KR Avg	
KR Long	
Punt Returns	
PR Yards	
PR Avg	
PR Long	

2018 PUNT RETURN STATS

No.	Yds	Avg	TD

2018 KICK RETURN STATS

No.	Yds	Avg	TD	Lng



# AUTRY DENSON

## HEAD FOOTBALL COACH

FIRST SEASON AT CHARLESTON SOUTHERN  
FIRST SEASON AS HEAD COACH

Charleston Southern Athletic Director Jeff Barber named Autry Denson Jr. the new head football coach in January 2019.

Denson becomes the fifth CSU head football coach in program history. He comes to the Buccaneers after coaching stops at Notre Dame, South Florida, Miami (Ohio), and Bethune-Cookman.

Denson comes to the Buccaneers after spending the last four seasons as the running backs coach at Notre Dame after taking on the role in 2015. His success in the role helped guide the Fighting Irish to the FBS College Football Playoffs and a berth at the Goodyear Cotton Bowl Classic.

The Fighting Irish combined for 2,695 rushing yards paced by senior running back Dexter Williams' team-high 995 rushing yards and 12 touchdowns. Overall, the rushing attack averaged 4.4 yards per carry.

2017 was another successful rushing year for the Fighting Irish paced by Josh Adams' 1,430 rushing yards, while Brandon Wimbush led the team with 14 touchdown carries. UND recorded 3,503 rushing yards on the season and was seventh in FBS in rushing offense with 269.3 yards per game.

Denson coached a Notre Dame running back group in 2016 that rushed for 10 TDs and 1,471 yards on 275 carries – good for a 5.35 yards per carry average. Helped Josh Adams lead the Irish in rushing in 2016 with 933 yards on 158 carries and five TDs. Adams is the fastest Notre Dame running back to reach 1,000 career rushing yards (16th career game) since Darius Walker accomplished the feat in his 14th Irish game in 2005. Adams closed the 2016 campaign with his eighth career 100-yard rushing game and a career-best 180 yards at rival Southern California.

In his first season with the Fighting Irish, Denson coached a Notre Dame running back group in 2015 that rushed for 18 TDs and 1,967 yards on 299 carries – good for a 6.58 yards per carry average. He mentored C.J. Prosise in 2015 – who rushed for 1,032 yards (18th 1,000-yard rushing season in school history) in his first season at the position. Prosise eclipsed the 1,000-yard rushing barrier faster than any Irish running back in school history with the exception of All-American Reggie Brooks in 1992 and was drafted in the third round of the 2016 NFL Draft by the Seattle Seahawks.

He also tutored Adams – who rushed for 835 yards in 2015 – best in freshmen school history. Adams ran for 168 yards at Stanford – topping the school's 40-year-old single-game freshman record. The Irish ran for a season-high 457 yards vs. UMass – the best rushing total by Notre Dame in 23 years. Notre Dame registered 299 yards on the ground vs. Stanford – the most by an opponent in Cardinal head coach David Shaw's five seasons (35 carries for an 8.5 per-carry average against nation's No. 22 rush defense).

The Irish averaged 207.6 rushing yards per game in 2015, including six games with

200+ yards (Texas, Virginia, Georgia Tech, UMass, USC, and Stanford). Notre Dame had only two 90+ yard rushes in the first 126 seasons of Irish football, yet matched that total in 2015 with a pair of 90+ yard TD runs (Adams 98, Prosise 91).

Denson returned to his alma mater following a brief stint as the running backs coach at the University of South Florida. He also spent one season as the running backs coach at Miami University (2014)

His first collegiate coaching stop came as the running backs coach at Bethune-Cookman University for three years (2011-13). He was a key member of a coaching staff that helped the Wildcats to a 10-3 record and Football Championship Series playoff berth in 2013.

Denson guided a Bethune-Cookman running back group that registered 2,179 rushing yards, 24 touchdowns, and a 5.4 yards-per-carry average. He mentored Isidore Jackson (828 rushing yards, 5.6 yards per carry, eight rushing TDs), Cary White (485, 5.1, eight) and Anthony Jordan (410, 5.0, five) – each of whom rushed for at least

### ■ HEAD COACHING RECORD

Year	School	Position	Record
2019	Charleston So.	Head Coach	First Season

### ■ COACHING CAREER

Year	School	Position
2010	Pope John Paul II	Head Coach (High School)
2011-13	Bethune-Cookman	Running Backs Coach
2014	Miami (Ohio)	Running Backs Coach
2015-18	Notre Dame	Running Backs Coach
2019	Charleston Southern	Head Coach

### ■ PROFESSIONAL PLAYING CAREER

Year	Team	Position
1999	Drafted by Tampa Bay	Round 7, Pick 233
1999	Tampa Bay Buccaneers	Running Back
1999-00	Miami Dolphins	Running Back
2001	Chicago Bears	Running Back
2002	Indianapolis Colts	Running Back
2004	Montreal Alouettes	Running Back

**CHARLESTON SOUTHERN COORDINATORS**



**FELTON HUGGINS**

**OFFENSIVE COORD.**  
1ST SEASON AT CSU

Felton Huggins joined Autry Denson's staff at Charleston Southern in 2019 as the offensive coordinator and inside wide receivers coach. Huggins came to CSU after six years at LaGrange College in Georgia where he was the associate head coach, offensive coordinator, quarterbacks coach, and academic coordinator.

Huggins' offenses at LaGrange were often among the best in the USA South conference. In his six years with the team, the Panthers ranked top five in the conference in total offense all but one year and finished as high as second in 2017 when they averaged 408.6 yards per game.



**ZANE VANCE**

**DEFENSIVE COORD.**  
3RD SEASON AT CSU

Zane Vance was hired as the Assistant Head Coach/Defensive Coordinator/Linebackers Coach in spring 2017. He was named the Co-Defensive Coordinator/Linebackers Coach in the spring of 2019.

Vance came to CSU after spending four seasons as the assistant head coach at New Mexico State. During his tenure with the Aggies, Vance served as special teams coordinator and defensive coordinator, while also working with defensive ends and linebackers.

Vance's second season with the Buccaneers featured another stout defensive effort that held opponents under 300 total offensive yards on six different occasions, including a 198-yard effort against Gardner-Webb. Six different defensive players earned All-Conference recognition in 2018, including All-Americans James Allen and Solomon Brown.



**DAVID PADILLA**

**SPECIAL TEAMS**  
11TH SEASON AT CSU

David Padilla, a native of Oxnard, California, begins his 11th season with the Buccaneers, and fifth year coaching kickers/punters in 2019.

2018 was another banner year for the Charleston Southern special teams unit paced by the strong legs of placekicker Tyler Tekac and punter Kyle Reighard. Reighard and long snapper Ethan Ray both earned All-Conference recognition, while Tekac finished second all-time in CSU history with 211 career points. Tekac finished his career as CSU's all-time leader in made field goals (31). Reighard paced another strong unit that finished 29th in FCS in net punting (37.21).

2017 saw the Bucs special teams continue to earn national recognition led by sophomore First Team All-Conference punter Kyle Reighard pacing a unit that finished sixth in the FCS in net punting at 39.09 yards per attempt.

**CSU STAFF ON FIELD**

**JASON BROOKS - DEFENSIVE LINE**

Jason Brooks joined Autry Denson's staff in 2019 as the defensive line coach. Brooks comes to CSU after a two-year stint at Colby College in Maine. Prior to his time at Colby, Brooks coached defensive backs and special teams at FIU. In his four years with the Panthers, Brooks' secondary helped FIU jump from 11th to 3rd in Conference USA in total defense between the 2013 and 2014 seasons.

**GREG MOSS - DEFENSIVE BACKS**

Greg Moss joined the Charleston Southern Football coaching staff in the fall of 2019 as the Buccaneers secondary coach. Moss joins the Bucs by way of Miami Carol City where he served as the Chiefs' defensive coordinator from 2017 and 2018. Prior to Carol City, Moss served as the defensive backs coach at Florida International University from 2015-16.

**AARON COELING - OFFENSIVE LINE**

Aaron Coeling joined Autry Denson's staff in 2019 as the offensive line coach. He comes to CSU after a two-year stint at Notre Dame as an offensive graduate assistant. The Fighting Irish went 22-4 in the two seasons Coeling was with the team. Notre Dame also had and even 10 NFL draft picks in those two years. Prior to ND, Coeling spent two years as a offensive graduate assistant at Miami University.

**ARMANDO ALLEN - RUNNING BACKS**

Armando Allen began his first year at Charleston Southern in 2019 as the running backs coach. Allen comes to CSU after a three-year stint with Texas Southern where he held the same position. During his first season at with the Tigers, running back Brad Woodard had a breakout campaign towards the later part of the season rushing for over 500 yards. Woodard finished in the top 10 of the SWAC in rushing yards and tallied 3 consecutive 100 yard rushing games.

**KLAY KOESTER - QUARTERBACKS**

Klay Koester joined the Charleston Southern coaching staff as the quarterbacks coach in the spring of 2019. Koester wrapped up his third season as the offensive coordinator at UVa-Wise this past fall. Under Koester's guidance, the Cavaliers averaged over 25 points per game while tallying over 340 yards of offense per game.

**ANTWAN TOOMER - OUTSIDE WIDE RECEIVERS**

Antwan Toomer joined the Charleston Southern football coaching staff in the spring of 2019 as the Outside Wide Receivers Coach. Toomer joined the Buccaneers after a high school teaching and coaching career (2010-2019) that included stops at North Paulding HS, Sprayberry HS (twice), Camden County HS, Cartersville HS (State Champion) and Jones County HS (alma mater).

**DREW STENGEL - OFFENSIVE ASSISTANT**

**MIKE MARANGELLI - GRADUATE ASSISTANT (OPERATIONS/EQUIPMENT)**

**CSU STAFF IN COACHES BOOTH**

- OFFENSIVE ASSISTANT - TRAVIS PALMER
- OFFENSIVE STUDENT ASSISTANT - ROY HYMAN
- DEFENSIVE STUDENT ASSISTANT - JONATHAN GLOVER
- GRADUATE ASSISTANT (DEFENSE) - JORDAN GRIFFIN
- GRADUATE ASSISTANT (FOOTBALL OPS and VIDEO) - JOSH RODGERS

# CHARLESTON SOUTHERN BUCCANEERS (5-6, 3-2 Big South)

## 2018 SEASON REVIEW



BUCCANEER STAT LEADERS		
RUSHING	<b>Terrence Wilson</b>	87 Carries, 540 yards, 6 TDs, Long of 68 yards
PASSING	<b>London Johnson</b>	55-122, 554 Yards, 4 TD/6 INT, 61.6 YPG
RECEIVING	<b>Kenny Dinkins</b>	17 Rec, 227 Yards, 1 TD, 25.2 YPG, Long of 65 yards
DEFENSIVE	<b>Solomon Brown</b>	88 Tackles, 2 sacks, 17.0 TFL, 1 FF, 1 FR, 4 QB hurry

Charleston Southern was picked third overall in the Big South Conference preseason poll, it was announced at the league's annual Football Media Day. The Bucs received six second-place votes, nine third-place votes, and three fourth-place selections to receive 75 total points in the poll conducted by the league's head coaches and a media panel.

Ten Charleston Southern players were named to the 2018 Big South Football Preseason All-Conference team with seven players earning All-Conference recognition, while three others were honored on the Honorable Mention squad. Senior defensive linemen Johnny Robinson and Solomon Brown, senior defensive back Shadarius Hopkins, senior punt returner Taz Lindsey, and juniors Kameron Brown (wide receiver), J.D. Sosebee (linebacker), and Kyle Reighard (punter) were all recognized on the Big South All-Conference team. Senior defensive back Brandon Rowland, senior placekicker Tyler Tekac, and sophomore Ethan Ray were honored on the Big South Honorable Mention squad.

The Bucs started off the 2019 season slow with a tough loss to SEC foe Florida. CSU's running game had marked success against the Gators in the game with Ronnie Harris busting loose for a 71-yard carry midway through the first half. Terrence Wilson found the end zone for the first time for CSU in the second half against UF with a 22-yard touchdown carry. Another tough loss came at home two weeks later against Elon as the Phoenix rattled off 21 consecutive second-half points to top the Bucs at Buccaneer Field.

The Bucs rebounded the following week on the road as CSU forced five turnovers to top the Hampton Pirates. In a matchup against future Big South opponents, James Allen returned an interception and a kickoff for scores, while London Johnson connected on a pair of touchdown

passes on their way to coasting to their first win of the season.












October started with a road loss to Savannah State as the Bucs were unable to overcome a pair of first-half turnovers in the 23-3 loss. Jack Chambers made his starting debut the following week at home against Virginia Lynchburg as the redshirt freshman ran for 112 yards and connected on touchdown passes to Kenny Dinkins and Garris Schwarting in the win against the Dragons. CSU followed up with a defensive and special teams score against Presbyterian on the Big South opener. CSU recorded a program-record five fumbles in the win over the Blue Hose.

James Allen recorded a program-record 100-yard interception return against Kennesaw State to highlight the Bucs' loss against the Owls. The Bucs were unable to recapture their momentum the following week at Monmouth as the Hawks scored the first 27 points of the game on their way to winning their second straight over CSU.

CSU closed out the 2018 Big South slate with back-to-back wins over Gardner-Webb and Campbell. Christian Reid made his starting debut in the win over the Runnin' Bulldogs, while Allen had three interceptions, including a 52-yard pick-six in CSU's win over the Fighting Camels. In the series finale against The Citadel, the Bulldogs overcame a career-effort by Solomon Brown (5.5 TFL) to top the Bucs in the Lowcountry showdown.

The Bucs wrapped up the 2018 season putting 10 players on the postseason All-Conference team, headlined by All-American selections James Allen and Solomon Brown. Linebacker J.D. Sosebee and defensive tackle Johnny Robinson garnered First Team All-Conference honors.

## 2018 SCHEDULE & RESULTS

DATE	OPPONENT	SITE	TV	RESULT	NOTES
Sept. 1	 at FLORIDA	GAINESVILLE, FLA. BEN HILL GRIFFIN STADIUM	SEC NETWORK	L, 53-6	Feleipe Franks connected on five first half touchdowns to pace host Florida past the Buccaneers, 53-6, on Saturday night in the 2018 season opener.
Sept. 22	 ELON	CHARLESTON, S.C. BUCCANEER FIELD	ESPN+	L, 31-22	No. 12 Elon rattled off 21 consecutive points in the second half to hold off Charleston Southern.
Sept. 29	 at HAMPTON	HAMPTON, VA. ARMSTRONG STADIUM	ESPN+	W, 48-14	Bucs seize control with a 35-14 first half behind a pair of James Allen touchdowns (kickoff/interception) and CSU forces five turnovers in first win of the season.
Oct. 6	 AT SAVANNAH STATE	SAVANNAH, GA. WRIGHT STADIUM	ESPN3	L, 23-3	SSU took advantage of a pair of Charleston Southern first half turnovers to take the win over the Bucs at Wright Stadium.
Oct. 13	 VIRGINIA UNIV. OF LYNCHBURG	CHARLESTON, S.C. BUCCANEER FIELD	ESPN+	W, 58-6	Jack Chambers capitalized on his first start finishing with 267 total yards and a trio of touchdowns to lead Charleston Southern past Virginia Lynchburg.
Oct. 20	 PRESBYTERIAN	CHARLESTON, S.C. BUCCANEER FIELD	ESPN+	W, 41-7	Charleston Southern rode a strong defensive performance to open Big South play with a resounding 41-7 win over Presbyterian.
Oct. 27	 KENNESAW STATE	CHARLESTON, S.C. BUCCANEER FIELD	ESPN+	L, 38-10	Charleston Southern was unable to keep pace with No. 2/2 Kennesaw State despite a James Allen 100-yard interception return for touchdown.
Nov. 3	 AT MONMOUTH	WEST LONG BRANCH, N.J. KESSLER FIELD	ESPN+	L, 37-3	The Hawks scored the first 27 points of the game and recorded 450 total offensive yards in the contest in their second consecutive win over the Buccaneers.
Nov. 10	 GARDNER-WEBB*	CHARLESTON, S.C. BUCCANEER FIELD	ESPN+	W, 16-0	A dominant defensive effort and strong play from freshman quarterback Christian Reid paced Charleston Southern past visiting Gardner-Webb on Senior Day.
Nov. 17	 at CAMPBELL*	BUIES CREEK, N.C. BARKER-LANE STADIUM	ESPN+	W, 12-7	James Allen tied a CSU single game record with three interceptions, one of which he returned 52-yards for a touchdown, as the Buccaneers topped host Campbell.
Nov. 29	 at THE CITADEL*	CHARLESTON, S.C. JOHNSON HAGOOD STADIUM	ESPN3	L, 43-14	The Citadel scored five first-half touchdowns to offset a career performance by CSU's Solomon Brown as the Buccaneers fell in the season finale at Johnson Hagood

\*CONFERENCE % POST-SEASON BOLD: HOME TEAM

2018 STATISTICS

TEAM STATISTICS

	CSU	OPP
<b>SCORING</b>	<b>233</b>	<b>259</b>
Points Per Game	21.2	23.5
Points Off Turnovers	78	64
<b>FIRST DOWNS</b>	<b>124</b>	<b>194</b>
Rushing	82	114
Passing	32	66
Penalty	10	14
<b>RUSHING YARDAGE</b>	<b>1853</b>	<b>2037</b>
Yards gained rushing	2187	2343
Yards lost rushing	334	306
Rushing Attempts	417	508
Average Per Rush	4.4	4.0
Average Per Game	168.5	185.2
TDs Rushing	16	12
<b>PASSING YARDAGE</b>	<b>913</b>	<b>1533</b>
Comp-Att-Int	79-175-9	122-215-13
Average Per Pass	5.2	7.1
Average Per Catch	11.6	12.6
Average Per Game	83.0	139.4
TDs Passing	6	17
<b>TOTAL OFFENSE</b>	<b>2766</b>	<b>3570</b>
Total Plays	592	723
Average Per Play	4.7	4.9
Average Per Game	251.5	324.5
<b>KICK RETURNS: #-Yards</b>	<b>28-551</b>	<b>38-739</b>
<b>PUNT RETURNS: #-Yards</b>	<b>20-219</b>	<b>21-118</b>
<b>INT RETURNS: #-Yards</b>	<b>13-272</b>	<b>9-140</b>
<b>KICK RETURN AVERAGE</b>	<b>19.7</b>	<b>19.4</b>
<b>PUNT RETURN AVERAGE</b>	<b>10.9</b>	<b>5.6</b>
<b>INT RETURN AVERAGE</b>	<b>20.9</b>	<b>15.6</b>
<b>FUMBLES-LOST</b>	<b>20-7</b>	<b>24-13</b>
<b>PENALTIES-Yards</b>	<b>80-678</b>	<b>72-611</b>
Average Per Game	61.6	55.5
<b>PUNTS-Yards</b>	<b>68-2708</b>	<b>58-2236</b>
Average Per Punt	39.8	38.6
Net punt average	37.2	34.4
<b>KICKOFFS-Yards</b>	<b>52-2866</b>	<b>51-2927</b>
Average Per Kick	55.1	57.4
Net kick average	38.5	40.2
<b>TIME OF POSSESSION/Game</b>	<b>27:52</b>	<b>32:08</b>
<b>3RD-DOWN Conversions</b>	<b>36/135</b>	<b>61/153</b>
3rd-Down Pct	27%	40%
<b>4TH-DOWN Conversions</b>	<b>6/14</b>	<b>5/14</b>
4th-Down Pct	43%	36%
<b>SACKS BY-Yards</b>	<b>18-104</b>	<b>26-159</b>
<b>MISC YARDS</b>	<b>5</b>	<b>0</b>
<b>TOUCHDOWNS SCORED</b>	<b>29</b>	<b>32</b>
<b>FIELD GOALS-ATTEMPTS</b>	<b>12-18</b>	<b>10-13</b>
<b>ON-SIDE KICKS</b>	<b>0-0</b>	<b>1-1</b>
<b>RED-ZONE SCORES</b>	<b>(20-25) 80%</b>	<b>(30-37) 81%</b>
<b>RED-ZONE TOUCHDOWNS</b>	<b>(13-25) 52%</b>	<b>(23-37) 62%</b>
<b>PAT-ATTEMPTS</b>	<b>(23-28) 82%</b>	<b>(31-31) 100%</b>
<b>ATTENDANCE</b>	<b>8820</b>	<b>102975</b>
Games/Avg Per Game	5/1764	6/17162
Neutral Site Games		0/0

SCORE BY QUARTERS

	1st	2nd	3rd	4th	Total
CHARLESTON SO.	36	110	46	41	233
OPPONENTS	55	113	54	37	259

RUSHING

Name	GP	Att	Gain	Loss	Net	Avg	TD	Lng	Avg/G
WILSON, Terrence	10	87	567	27	540	6.2	6	68	54.0
JOHNSON, London	9	110	561	134	427	3.9	4	78	47.4
HARRIS, Ronnie	11	63	344	8	336	5.3	0	70	30.5
ALLEN, Adam	11	48	172	15	157	3.3	1	25	14.3
CHAMBERS, Jack	6	29	158	62	96	3.3	1	32	16.0
BELL, Kendrick	4	9	90	2	88	9.8	2	62	22.0
LINDSEY, Taz	11	13	97	10	87	6.7	0	28	7.9
HAMILTON, Chanin	8	23	79	12	67	2.9	1	14	8.4
DUNBAR, Jamari	4	5	40	0	40	8.0	1	27	10.0
REID, Christian	4	23	72	49	23	1.0	0	19	5.8
WALL, Geoffrey	4	2	6	0	6	3.0	0	3	1.5
MELVIN, Markus	4	1	1	0	1	1.0	0	1	0.2
TEAM	5	4	0	15	-15	-3.8	0	0	-3.0
<b>Total</b>	<b>11</b>	<b>417</b>	<b>2187</b>	<b>334</b>	<b>1853</b>	<b>4.4</b>	<b>16</b>	<b>78</b>	<b>168.5</b>
<b>Opponents</b>	<b>11</b>	<b>508</b>	<b>2343</b>	<b>306</b>	<b>2037</b>	<b>4.0</b>	<b>12</b>	<b>42</b>	<b>185.2</b>

PASSING

Name	GP	Effic	C-A-I	Pct	Yds	TD	Lng	Avg/G
JOHNSON, London	9	84.21	55-122-6	45.1	554	4	65	61.6
REID, Christian	4	67.92	10-26-1	38.5	115	0	30	28.8
CHAMBERS, Jack	6	142.68	14-26-2	53.8	244	2	72	40.7
TEAM	5	0.00	0-1-0	0.0	0	0	0	0.0
<b>Total</b>	<b>11</b>	<b>90.00</b>	<b>79-175-9</b>	<b>45.1</b>	<b>913</b>	<b>6</b>	<b>72</b>	<b>83.0</b>
<b>Opponents</b>	<b>11</b>	<b>130.64</b>	<b>122-215-13</b>	<b>56.7</b>	<b>1533</b>	<b>17</b>	<b>77</b>	<b>139.4</b>

RECEIVING

Name	GP	Rec	Yds	Avg	TD	Long	Avg/G
DINKINS, Kenny	11	17	277	16.3	1	65	25.2
LINDSEY, Taz	11	17	209	12.3	2	24	19.0
DAVIS, Saire	10	16	124	7.8	1	13	12.4
WILSON, Terrence	10	5	54	10.8	0	40	5.4
WALL, Geoffrey	4	5	23	4.6	0	6	5.8
BROWN, Kameron	3	4	19	4.8	0	14	6.3
SCHWARTING, Garris	8	3	106	35.3	1	72	13.2
HARRIS, Ronnie	11	3	23	7.7	1	12	2.1
ALLEN, Adam	11	3	7	2.3	0	6	0.6
WILLIAMS, Jaquan	6	2	59	29.5	0	51	9.8
HAMILTON, Chanin	8	2	5	2.5	0	9	0.6
BELL, Kendrick	4	1	6	6.0	0	6	1.5
HATTEN, Travay	11	1	1	1.0	0	1	0.1
<b>Total</b>	<b>11</b>	<b>79</b>	<b>913</b>	<b>11.6</b>	<b>6</b>	<b>72</b>	<b>83.0</b>
<b>Opponents</b>	<b>11</b>	<b>122</b>	<b>1533</b>	<b>12.6</b>	<b>17</b>	<b>77</b>	<b>139.4</b>

INTERCEPTIONS

Name	Int	Yds	Avg	TD	Long
ALLEN, James	6	208	34.7	3	100
SLATON, Jonathan	2	18	9.0	1	17
HOPKINS, Shadarius	2	45	22.5	0	41
ROWLAND, Brandon	1	0	0.0	0	0
MCINTIRE, Justin	1	1	1.0	0	1
PRIDE, Edward	1	0	0.0	0	0

PUNT RETURNS

Name	No	Yds	Avg	TD	Long
LINDSEY, Taz	16	188	11.8	0	29
HOPKINS, Shadarius	2	-2	-1.0	0	2
GOODWIN, Theo	1	11	11.0	0	0
MCINTIRE, Justin	1	9	9.0	0	0
SMALLS, Darin	0	13	0.0	1	13
<b>Total</b>	<b>20</b>	<b>219</b>	<b>10.9</b>	<b>1</b>	<b>29</b>
<b>Opponents</b>	<b>21</b>	<b>118</b>	<b>5.6</b>	<b>1</b>	<b>28</b>

KICK RETURNS

Name	No	Yds	Avg	TD	Long
LINDSEY, Taz	15	293	19.5	0	36
ALLEN, James	10	209	20.9	1	80
ROWLAND, Brandon	1	38	38.0	0	25
<b>Total</b>	<b>28</b>	<b>551</b>	<b>19.7</b>	<b>1</b>	<b>80</b>
<b>Opponents</b>	<b>38</b>	<b>739</b>	<b>19.4</b>	<b>1</b>	<b>77</b>

# 2019 CHARLESTON SOUTHERN FOOTBALL

# GAME 1 | AT FURMAN

## FUMBLE RETURNS

Name	No.	Yds	Avg	TD	Long
SMALLS, Darin	1	3	3.0	0	3
SCHWARTING, Garriss	1	20	20.0	1	20
<b>Total</b>	<b>2</b>	<b>23</b>	<b>11.5</b>	<b>1</b>	<b>20</b>
<b>Opponents</b>	<b>2</b>	<b>42</b>	<b>21.0</b>	<b>0</b>	<b>22</b>

## PUNTING

Name	Punts	Yds	Avg	Lg	TB	FC	I20	50+	Blkd
REIGHARD, Kyle	66	2698	40.9	59	3	31	21	7	2
TEAM	2	10	5.0	10	0	0	0	0	0

## KICKOFFS

Name	KO	Yds	Avg	TB	OB	Ret	Net Yd	Ln
REIGHARD, Kyle	24	1307	54.5	2	3			
USRY, Alex	22	1224	55.6	3	1			
TEKAC, Tyler	6	335	55.8	0	0			
<b>Total</b>	<b>52</b>	<b>2866</b>	<b>55.1</b>	<b>5</b>	<b>4</b>	<b>739</b>	<b>38.5</b>	<b>26</b>
<b>Opponents</b>	<b>51</b>	<b>2927</b>	<b>57.4</b>	<b>13</b>	<b>4</b>	<b>551</b>	<b>40.2</b>	<b>24</b>

## FIELD GOALS

### Field Goal Sequence by Player

Name	FGM-FGA	Pct	1-19	20-29	30-39	40-49	50+	Lg	Blk
Tyler Tekac	12-18	66.7	0-0	2-3	5-6	4-7	1-2	50	1

## FIELD GOAL SEQUENCE GAME BY GAME

FG SEQUENCE	Charleston So.	OPPONENTS
Florida	22	(21),(31),(39)
Elon	(44)	(20),43
Hampton	-	-
Savannah State	(35)	27
Virginia Lynchburg	(30),(35),(46)	45
Presbyterian	(32),(44),41	-
Kennesaw St.	(32)	(44)
Monmouth	55,(22)	(44),(36),(25)
Gardner-Webb	(50),40	-
Campbell	36,(24),(49)	-
The Citadel	43	(33),(39)

Numbers in (parentheses) indicate field goal was made

## 2018 RED ZONE STATS

### CHARLESTON SO. INSIDE OPPONENT RED-ZONE

Date	Opponent	Score	Times		Total Pts	TDs	Rush TDs	Pass TDs	FGs Made	FGA	Downs	Failed to score inside RZ			
			In RZ	Scored								Int	Fumb	Half	Game
Sept. 1	at Florida	L, 6-53	1	0	0	0	0	0	0	1	0	0	0	0	0
Sept. 22	Elon	L, 22-31	2	2	13	2	2	0	0	0	0	0	0	0	0
Sept. 29	at Hampton	W, 48-14	3	3	20	3	1	2	0	0	0	0	0	0	0
Oct. 6	at Savannah State	L, 3-23	2	1	3	0	0	0	1	0	1	0	0	0	0
Oct. 13	Virginia Lynchburg	W, 58-6	6	6	34	4	4	0	2	0	0	0	0	0	0
*Oct. 20	Presbyterian	W, 41-7	4	3	17	2	2	0	1	1	0	0	0	0	0
*Oct. 27	Kennesaw St.	L, 10-38	1	1	3	0	0	0	1	0	0	0	0	0	0
*Nov. 3	at Monmouth	L, 3-37	2	1	3	0	0	0	1	0	1	0	0	0	0
*Nov. 10	Gardner-Webb	W, 16-0	2	2	13	2	2	0	0	0	0	0	0	0	0
*Nov. 17	at Campbell	W, 12-7	2	1	3	0	0	0	1	1	0	0	0	0	0
Nov. 29	at The Citadel	L, 14-43	0	0	0	0	0	0	0	0	0	0	0	0	0
<b>Totals</b>			<b>25</b>	<b>20</b>	<b>109</b>	<b>13</b>	<b>11</b>	<b>2</b>	<b>7</b>	<b>3</b>	<b>2</b>	<b>0</b>	<b>0</b>	<b>0</b>	<b>0</b>
<b>20 of 25 (80.0%)</b>															

### OPPONENTS INSIDE CHARLESTON SO. RED-ZONE

Date	Opponent	Score	Times		Total Pts	TDs	Rush TDs	Pass TDs	FGs Made	FGA	Downs	Failed to score inside RZ			
			In RZ	Scored								Int	Fumb	Half	Game
Sept. 1	at Florida	L, 6-53	7	7	41	5	1	4	2	0	0	0	0	0	0
Sept. 22	Elon	L, 22-31	5	5	31	4	2	2	1	0	0	0	0	0	0
Sept. 29	at Hampton	W, 48-14	2	1	7	1	0	1	0	0	1	0	0	0	0
Oct. 6	at Savannah State	L, 3-23	5	3	21	3	3	0	0	1	0	1	0	0	0
Oct. 13	Virginia Lynchburg	W, 58-6	1	0	0	0	0	0	0	0	0	0	1	0	0
*Oct. 20	Presbyterian	W, 41-7	1	1	7	1	0	1	0	0	0	0	0	0	0
*Oct. 27	Kennesaw St.	L, 10-38	4	3	21	3	3	0	0	0	0	1	0	0	0
*Nov. 3	at Monmouth	L, 3-37	6	6	34	4	1	3	2	0	0	0	0	0	0
*Nov. 10	Gardner-Webb	W, 16-0	1	0	0	0	0	0	0	0	1	0	0	0	0
*Nov. 17	at Campbell	W, 12-7	1	0	0	0	0	0	0	0	0	1	0	0	0
Nov. 29	at The Citadel	L, 14-43	4	4	20	2	1	1	2	0	0	0	0	0	0
<b>Totals</b>			<b>37</b>	<b>30</b>	<b>182</b>	<b>23</b>	<b>11</b>	<b>12</b>	<b>7</b>	<b>1</b>	<b>2</b>	<b>3</b>	<b>1</b>	<b>0</b>	<b>0</b>
<b>30 of 37 (81.1%)</b>															

# 2019 CHARLESTON SOUTHERN FOOTBALL

# GAME 1 | AT FURMAN

## SCORING

NAME	TD	FGs	PATs			Pass	DXP	Saf	Points
			Kick	Rush	Rcv				
TEKAC, Tyler	0	12-18	23-28	0-0	0	0-0	0	0	59
WILSON, Terrence	6	0-0	0-0	0-0	0	0-0	0	0	36
ALLEN, James	4	0-0	0-0	0-0	0	0-0	0	0	24
JOHNSON, London	4	0-0	0-0	0-0	0	0-0	0	0	24
BELL, Kendrick	2	0-0	0-0	0-0	0	0-0	0	0	12
LINDSEY, Taz	2	0-0	0-0	0-0	0	0-0	0	0	12
SCHWARTING, Garris	2	0-0	0-0	0-0	0	0-0	0	0	12
ALLEN, Adam	1	0-0	0-0	0-0	0	0-0	0	0	6
SMALLS, Darin	1	0-0	0-0	0-0	0	0-0	0	0	6
DINKINS, Kenny	1	0-0	0-0	0-0	0	0-0	0	0	6
DAVIS, Saire	1	0-0	0-0	0-0	0	0-0	0	0	6
CHAMBERS, Jack	1	0-0	0-0	0-0	0	0-0	0	0	6
SLATON, Jonathan	1	0-0	0-0	0-0	0	0-0	0	0	6
DUNBAR, Jamari	1	0-0	0-0	0-0	0	0-0	0	0	6
HAMILTON, Chanin	1	0-0	0-0	0-0	0	0-0	0	0	6
HARRIS, Ronnie	1	0-0	0-0	0-0	0	0-0	0	0	6
REIGHARD, Kyle	0	0-0	0-0	0-1	0	0-0	0	0	0
<b>Total</b>	<b>29</b>	<b>12-18</b>	<b>23-28</b>	<b>0-1</b>	<b>0</b>	<b>0-0</b>	<b>0</b>	<b>0</b>	<b>233</b>
<b>Opponents</b>	<b>32</b>	<b>10-13</b>	<b>31-31</b>	<b>0-0</b>	<b>0</b>	<b>0-1</b>	<b>1</b>	<b>2</b>	<b>259</b>

## ALL-PURPOSE

NAME	G	Rush	Rec	PR	KOR	IR	Tot	Avg/G
LINDSEY, Taz	11	87	209	188	293	0	777	70.6
WILSON, Terrence	10	540	54	0	0	0	594	59.4
JOHNSON, London	9	427	0	0	0	0	427	47.4
ALLEN, James	11	0	0	0	209	208	417	37.9
HARRIS, Ronnie	11	336	23	0	0	0	359	32.6
DINKINS, Kenny	11	0	277	0	0	0	277	25.2
ALLEN, Adam	11	157	7	0	0	0	164	14.9
DAVIS, Saire	10	0	124	0	0	0	124	12.4
SCHWARTING, Garris	8	0	106	0	0	0	106	13.2
CHAMBERS, Jack	6	96	0	0	0	0	96	16.0
BELL, Kendrick	4	88	6	0	0	0	94	23.5
HAMILTON, Chanin	8	67	5	0	0	0	72	9.0
WILLIAMS, Jaquan	6	0	59	0	0	0	59	9.8
HOPKINS, Shadarius	11	0	0	-2	0	45	43	3.9
DUNBAR, Jamari	4	40	0	0	0	0	40	10.0
ROWLAND, Brandon	11	0	0	0	38	0	38	3.5
WALL, Geoffrey	4	6	23	0	0	0	29	7.2
REID, Christian	4	23	0	0	0	0	23	5.8
BROWN, Kameron	3	0	19	0	0	0	19	6.3
SLATON, Jonathan	11	0	0	0	0	18	18	1.6
SMALLS, Darin	9	0	0	13	0	0	13	1.4
GOODWIN, Theo	9	0	0	11	0	0	11	1.2
MCINTIRE, Justin	9	0	0	9	0	1	10	1.1
HUGHES, Nicholas	6	0	0	0	7	0	7	1.2
CHIARAMONTE, John	11	0	0	0	4	0	4	0.4
<b>Total</b>	<b>11</b>	<b>1853</b>	<b>913</b>	<b>219</b>	<b>551</b>	<b>272</b>	<b>3808</b>	<b>346.2</b>
<b>Opponents</b>	<b>11</b>	<b>2037</b>	<b>1533</b>	<b>118</b>	<b>739</b>	<b>140</b>	<b>4567</b>	<b>415.2</b>

## TOTAL OFFENSE

NAME	G	Plays	Rush	Pass	Total	Avg/G
JOHNSON, London	9	232	427	554	981	109.0
WILSON, Terrence	10	87	540	0	540	54.0
CHAMBERS, Jack	6	55	96	244	340	56.7
HARRIS, Ronnie	11	63	336	0	336	30.5
ALLEN, Adam	11	48	157	0	157	14.3
REID, Christian	4	49	23	115	138	34.5
BELL, Kendrick	4	9	88	0	88	22.0
LINDSEY, Taz	11	13	87	0	87	7.9
HAMILTON, Chanin	8	23	67	0	67	8.4
DUNBAR, Jamari	4	5	40	0	40	10.0
WALL, Geoffrey	4	2	6	0	6	1.5
MELVIN, Markus	4	1	1	0	1	0.2
TEAM	5	5	-15	0	-15	-3.0
<b>Total</b>	<b>11</b>	<b>592</b>	<b>1853</b>	<b>913</b>	<b>2766</b>	<b>251.5</b>
<b>Opponents</b>	<b>11</b>	<b>723</b>	<b>2037</b>	<b>1533</b>	<b>3570</b>	<b>324.5</b>

## FUMBLES-LOST

NAME	No.-Lost
JOHNSON, L. QB	9-3
TEAM	3-1
CHAMBERS, J. QB	2-0
WILSON, T. RB	2-1
REID, C. QB	1-0
ROWLAND, B.	1-1
HARRIS, R. RB	1-0

## CHARLESTON SOUTHERN GIVEAWAY/TAKEAWAY

Game	Giveaway			Takeaway				Dif	Game	Giveaway			Takeaway				Dif
	Fum	Int	Tot	Fum	Int	Tot	Fum			Int	Tot	Fum	Int	Tot	Dif		
at Florida	2	1	3	-	-	-	-3	Kennesaw State	1	-	1	-	2	2	+1		
Elon	1	2	3	1	-	1	-2	at Monmouth	1	1	2	1	-	1	-1		
at Hampton	2	1	3	4	1	5	+2	Gardner-Webb	-	-	-	-	2	2	+2		
at Savannah State	1	1	2	-	1	1	-1	at Campbell	-	-	-	-	4	4	+4		
Virginia Lynchburg	-	-	-	1	1	2	+2	at The Citadel	-	2	2	1	1	-	-		
Presbyterian	-	-	-	5	1	6	+6	<b>Total</b>	<b>8</b>	<b>8</b>	<b>16</b>	<b>13</b>	<b>13</b>	<b>26</b>	<b>+10</b>		

DEFENSIVE STATISTICAL LEADERS

No.	Player	GP-GS	ST	AT	TT	TFL	Sacks	Int	PBU	QBH	Fr-Yds	FF	Blk	Saf
34	BROWN, Solomon	11	46	42	88	17.0-56	2.0-9	.	.	4	1-0	1	.	.
7	ROWLAND, Brandon	11	54	22	76	3.5-7	.	1-0	5	.	1-0	.	1	.
5	SOSEBEE, J.D.	10	28	44	72	6.5-17	0.5-2	.	.	1	3-0	.	.	.
6	HOPKINS, Shadarius	11	36	26	62	1.5-2	.	2-45	2	.	1-0	3	.	.
50	KING, Edward	11	24	19	43	5.5-15	0.5-1	.	.	.	.	.	.	.
30	PRIDE, Edward	10	28	10	38	2.0-3	.	1-0	1	.	1-0	.	.	.
38	SYVARTH, Kyle	10	25	13	38	2.5-7	.	.	1	.	.	.	.	.
18	ROBINSON, Johnny	11	16	21	37	8.5-39	3.0-27	.	.	2	.	2	.	.
33	GLOVER, Jonathan	12	18	17	35	7.5-22	3.0-14	.	.	2	.	.	.	.
52	SALLEY, Nick	10	18	16	34	4.0-12	1.0-4	.	.	.	1-0	1	.	.
3	SLATON, Jonathan	11	23	10	33	2.0-5	.	2-18	4	.	.	1	.	.
96	POHAHAU, Jon	11	8	20	28	1.0-0	.	.	2	.	.	.	.	.
32	EARL, Jonathan	10	17	7	24	.	.	.	1	.	.	1	.	.
13	ALLEN, James	11	18	5	23	.	.	6-208	10	.	.	.	.	.
40	SAYEGH, Garrett	10	11	9	20	4.0-18	3.5-17	.	.	.	.	.	.	.
90	MIMS, Shaundre	11	10	9	19	5.0-16	1.0-7	.	.	3	.	.	.	.
99	BEAMON, Jahid	11	5	14	19	.	.	.	.	.	1-0	.	.	.
28	JOHNSON, Craig	10	13	4	17	0.5-4	0.5-4	.	.	.	.	.	.	.
94	WASHINGTON, Taequan	10	7	10	17	4.5-17	2.0-13	.	1	.	.	.	.	.
20	SMALLS, Darin	9	9	4	13	1.0-2	.	.	.	.	1-3	1	.	.
43	MCINTIRE, Justin	9	4	6	10	0.5-1	.	1-1	1	.	.	.	1	.
48	GOODWIN, Theo	9	4	2	6	1.5-4	.	.	.	.	.	1	1	.
44	CHIARAMONTE, John	11	3	1	4	.	.	.	.	.	.	.	.	.
36	CAIN, Cameron	9	4	.	4	1.0-2	.	.	.	.	.	.	.	.
15	CRUZ, Evan	11	2	2	4	0.5-1	.	.	.	.	2-0	.	.	.
1	JOHNSON, London	9	3	.	3	.	.	.	.	.	.	.	.	.
49	RAY, Ethan	11	3	.	3	.	.	.	.	.	.	.	.	.
2	HARRIS, Ronnie	11	2	1	3	.	.	.	.	.	.	.	.	.
9L	HUGHES, Nicholas	6	.	2	2	0.5-1	.	.	.	.	.	.	.	.
4D	HARMON, Gabe	1	2	.	2	.	.	.	.	.	.	.	.	.
47	USRY, Alex	7	2	.	2	.	.	.	.	.	.	.	.	.
51	GOLD, Joe	11	1	.	1	.	.	.	.	.	.	.	.	.
TM	TEAM	5	1	.	1	.	.	.	.	.	.	1	.	.
39	KENNEDY, Hombre	5	1	.	1	.	.	.	.	.	.	.	.	.
26	HAYDEN, Zach	5	1	.	1	.	.	.	.	.	.	.	.	.
46	ROCK, Ramero	4	.	1	1	0.5-0	.	.	.	.	.	.	.	.
85	JORDAN, Cayden	2	1	.	1	.	.	.	.	.	.	.	.	.
37	RICE, Jerome	2	1	.	1	.	.	.	.	.	.	.	.	.
41	SAJNA, Aquantis	4	.	1	1	.	.	.	.	.	.	.	.	.
89	MITCHEM, Hayden	4	.	1	1	.	.	.	.	.	.	.	.	.
93	BUTLER, Sa'Veon	3	.	1	1	.	.	.	.	.	.	.	.	.
16	DAVIS, Saire	10	1	.	1	.	.	.	.	.	.	.	.	.
2R	WILSON, Terrence	10	1	.	1	.	.	.	.	.	.	.	.	.
14	LINDSEY, Taz	11	1	.	1	.	.	.	.	.	.	.	.	.
86	SCHWARTING, Garriss	8	.	.	.	.	.	.	.	.	1-20	.	.	.
	<b>Total</b>	<b>11</b>	<b>452</b>	<b>340</b>	<b>792</b>	<b>81-251</b>	<b>18-104</b>	<b>13-272</b>	<b>28</b>	<b>12</b>	<b>13-23</b>	<b>12</b>	<b>3</b>	.
	<b>Opponents</b>	<b>11</b>	<b>355</b>	<b>272</b>	<b>627</b>	<b>78.0-310</b>	<b>26-159</b>	<b>9-140</b>	<b>34</b>	<b>30</b>	<b>7-42</b>	<b>9</b>	<b>6</b>	<b>2</b>

BUCCANEERS ON OPENING OFFENSIVE DRIVES

Game	1st Half	2nd Half
at Florida	Punt	Fumble
Elon	Touchdown	Field Goal
at Hampton	Touchdown	Touchdown
at Savannah State	Punt	Punt
Virginia Lynchburg	Field Goal	Punt
Presbyterian	Punt	Touchdown
Kennesaw State	Field Goal	Punt
at Monmouth	Punt	Field Goal
Gardner-Webb	Punt	Punt
at Campbell	Punt	Punt
at The Citadel	Punt	Punt

BUCCANEERS ON OPENING DEFENSIVE SERIES

Game	1st Half	2nd Half
at Florida	Touchdown	Field Goal
Elon	Field Goal	Touchdown
at Hampton	Fumble	Fumble
at Savannah State	Punt	Punt
Virginia Lynchburg	Punt	Fumble
Presbyterian	Touchdown	Fumble
Kennesaw State	Punt	Touchdown
at Monmouth	Turnover on Downs	Field Goal
Gardner-Webb	Punt	Punt
at Campbell	Turnover on Downs	Punt
at The Citadel	Punt	Punt

OFFENSIVE GAME-BY-GAME

PASSING

#1 JOHNSON, London	Att	Comp	Int	Pct	Yards	TD	Long	Sack	Yds	Effic
at Florida	12	3	0	25.0	2	0	5	3	17	26.4
Elon	12	3	2	25.0	26	0	14	2	13	9.9
Hampton	15	8	1	53.3	63	2	13	1	3	119.3
Savannah State	14	7	1	50.0	61	0	32	2	9	72.3
Presbyterian	9	6	0	66.7	104	1	40	2	5	200.4
Kennesaw State	14	6	0	42.9	63	0	20	1	4	80.7
Monmouth	19	8	1	42.1	117	0	65	2	12	83.3
Campbell	11	7	0	63.6	51	0	24	1	9	102.6
The Citadel	16	7	1	43.8	67	1	21	2	13	87.1
<b>TOTALS</b>	<b>122</b>	<b>55</b>	<b>6</b>	<b>45.1</b>	<b>554</b>	<b>4</b>	<b>65</b>	<b>16</b>	<b>85</b>	<b>84.2</b>

#8 CHAMBERS, Jack	Att	Comp	Int	Pct	Yards	TD	Long	Sack	Yds	Effic
at Florida	4	2	1	50.0	1	0	5	0	0	2.1
Hampton	3	1	1	33.3	8	0	8	1	7	-10.9
Savannah State	5	3	0	60.0	29	0	16	3	26	108.7
Virginia Lynchburg	12	7	0	58.3	155	2	72	2	12	221.8
Presbyterian	2	1	0	50.0	51	0	51	0	0	264.2
<b>TOTALS</b>	<b>26</b>	<b>14</b>	<b>2</b>	<b>53.8</b>	<b>244</b>	<b>2</b>	<b>72</b>	<b>6</b>	<b>45</b>	<b>142.7</b>

#10 REID, Christian	Att	Comp	Int	Pct	Yards	TD	Long	Sack	Yds	Effic
Virginia Lynchburg	1	1	0	100.0	14	0	14	0	0	217.6
Gardner-Webb	21	8	0	38.1	92	0	30	2	15	74.9
The Citadel	4	1	1	25.0	9	0	9	2	14	-6.1
<b>TOTALS</b>	<b>26</b>	<b>10</b>	<b>1</b>	<b>38.5</b>	<b>115</b>	<b>0</b>	<b>30</b>	<b>4</b>	<b>29</b>	<b>67.9</b>

#TM TEAM	Att	Comp	Int	Pct	Yards	TD	Long	Sack	Yds	Effic
Monmouth	1	0	0	0.0	0	0	0	0	0	0.0
<b>TOTALS</b>	<b>1</b>	<b>0</b>	<b>0</b>	<b>0.0</b>	<b>0</b>	<b>0</b>	<b>0</b>	<b>0</b>	<b>0</b>	<b>0.0</b>

RUSHING

RUSHING	No-Yds/TD	UF	ELON	HAMPTON	SSU	VUL	PC	KSU	MU	GWU	CAM	CIT
WILSON, T. RB	87-540/6	9-43/1	13-56/0	10-103/1	5-11/0	9-74/1	9-31/1	5-21/0	2-3/0	19-137/2	6-67/0	DNP
JOHNSON, L. QB	110-427/4	14-72/0	14-119/3	6-29/0	10-9/0	DNP	18-67/1	11-10/0	19-96/0	DNP	11-34/0	7-9/0
HARRIS, R. RB	63-336/0	8-83/0	4-24/0	6-42/0	9-18/0	6-31/0	5-21/0	14-87/0	2-1/0	6-26/0	1-1/0	2-2/0
ALLEN, A. RB	48-157/1	2-5/0	2-3/0	5-11/1	5-17/0	3-25/0	3-4/0	4-5/0	3-4/0	3-1/0	12-62/0	6-20/0
CHAMBERS, J. QB	29-96/1	4-26/0	DNP	3-3/0	3-26/0	17-112/1	2-13/0	DNP	-	DNP	DNP	DNP
BELL, K. RB	9-88/2	DNP	DNP	1-2/0	DNP	3-75/2	DNP	DNP	1-9/0	DNP	DNP	4-2/0
LINDSEY, T. RB	13-87/0	-	4-36/0	1-1/0	1-2/0	1-10/0	1-6/0	-	1-28/0	-	1-2/0	3-2/0
HAMILTON, C. RB	23-67/1	1-2/0	DNP	2-6/0	1-2/0	5-5/1	1-1/0	-	DNP	DNP	12-52/0	1-1/0
DUNBAR, J. RB	5-40/1	DNP	DNP	2-34/1	DNP	DNP	DNP	DNP	DNP	1-3/0	-	2-3/0
REID, C. QB	23-23/0	DNP	DNP	DNP	DNP	1-2/0	3-7/0	DNP	DNP	15-36/0	DNP	4-22/0
WALL, G. WR	2-6/0	2-6/0	-	-	-	DNP	DNP	DNP	DNP	DNP	DNP	DNP
MELVIN, M. RB	1-1/0	-	DNP	1-1/0	-	-	DNP	DNP	DNP	DNP	DNP	DNP
TEAM	4-15/0	3-15/0	DNP	1-0/0	DNP	DNP	DNP	DNP	-	-	DNP	-

RECEIVING

RECEIVING	No-Yds/TD	UF	ELON	HAMPTON	SSU	VUL	PC	KSU	MU	GWU	CAM	CIT
DINKINS, K. WR	17-277/1	-	-	2-14/0	4-64/0	4-65/1	-	4-35/0	2-69/0	1-30/0	-	-
LINDSEY, T. RB	17-209/2	1-5/0	-	-	1-4/0	-	5-64/1	-	1-18/0	2-26/0	3-40/0	4-52/1
DAVIS, S. WR	16-124/1	-	1-4/0	2-24/1	1-8/0	1-13/0	DNP	-	4-24/0	4-33/0	1-3/0	2-15/0
SCHWARTING, G. WR	3-106/1	DNP	DNP	-	DNP	2-86/1	-	1-20/0	-	-	-	-
WILLIAMS, J. WR	2-59/0	DNP	DNP	DNP	DNP	-	1-51/0	1-8/0	DNP	-	-	-
WILSON, T. RB	5-54/0	-	1-8/0	-	1-2/0	1-5/0	1-40/0	-	-	1-3/0	-	DNP
WALL, G. WR	5-23/0	1-5/0	-	2-11/0	2-7/0	DNP	DNP	DNP	DNP	DNP	DNP	DNP
HARRIS, R. RB	3-23/1	-	-	2-14/1	-	-	-	-	-	-	-	1-9/0
BROWN, K. WR	4-19/0	2-3/0	1-14/0	1-8/0	DNP	DNP	DNP	DNP	DNP	DNP	DNP	DNP
ALLEN, A. RB	3-7/0	-	-	-	-	-	-	-	-	-	2-7/0	1-0/0
BELL, K. RB	1-6/0	DNP	DNP	-	DNP	-	DNP	DNP	1-6/0	DNP	DNP	-
HAMILTON, C. RB	2-5/0	1-4/0	DNP	-	1-9/0	-	-	-	DNP	DNP	-	-
HATTEN, T TE	1-1/0	-	-	-	-	-	-	-	-	-	1-1/0	-

**DEFENSIVE GAME-BY-GAME**

**TOTAL TACKLES**

TOTAL TACKLES	UA-A	TOT	UF	ELON	HAMPTON	SSU	VUL	PC	KSU	MU	GWU	CAM	CIT
BROWN, S. DL	46-42	88	4-4	5-2	0-2	6-5	2-1	0-4	9-5	3-2	6-3	4-3	7-11
ROWLAND, B.	54-22	76	6-1	5-4	3-0	4-1	2-0	4-2	8-4	7-2	5-0	6-2	4-6
SOSEBEE, J. LB	28-44	72	2-2	4-6	6-4	6-7	1-6	2-2	2-3	DNP	-	1-10	4-4
HOPKINS, S.	36-26	62	3-3	10-6	3-0	5-3	2-0	1-3	2-2	4-2	1-0	1-3	4-4
KING, E. LB	24-19	43	1-0	2-2	1-1	1-4	2-3	1-1	1-0	8-3	2-0	4-5	1-0
SYVARTH, K. LB	25-13	38	2-2	-	3-0	-	1-0	2-0	4-7	6-1	2-0	DNP	5-3
PRIDE, E. DB	28-10	38	DNP	1-0	1-1	-	-	3-2	4-0	14-2	1-0	3-3	1-2
ROBINSON, J. DL	16-21	37	-	2-1	1-2	2-2	2-3	0-2	1-7	0-1	5-2	1-0	2-1
GLOVER, J.	18-17	35	0-1	1-0	4-2	2-4	2-4	2-0	3-2	-	3-2	1-1	0-1
SALLEY, N. DL	18-16	34	2-2	0-2	3-2	2-0	0-1	4-0	2-4	-	1-0	DNP	4-5
SLATON, J. DB	23-10	33	5-1	2-3	4-1	1-0	3-0	3-1	0-1	1-1	1-0	3-1	0-1
POHAHAU, J. DL	8-20	28	0-2	1-3	1-1	2-1	2-2	1-1	0-5	1-1	0-2	-	0-2
EARL, J. LB	17-7	24	0-1	1-1	1-1	-	4-1	4-1	-	2-2	5-0	DNP	-
ALLEN, J. DB	18-5	23	1-0	4-2	2-0	3-0	1-0	0-1	-	3-0	2-0	-	2-2
SAYEGH, G. LB	11-9	20	0-3	DNP	1-1	-	2-0	0-1	1-0	2-0	4-1	1-2	0-1
MIMS, S. DL	10-9	19	0-3	1-0	-	0-1	1-0	1-2	-	5-1	2-0	0-1	0-1
BEAMON, J. DL	5-14	19	0-4	0-1	1-1	0-1	3-1	1-2	0-3	-	-	-	0-1
WASHINGTON, T. DL	7-10	17	1-1	1-0	0-1	DNP	1-1	0-3	1-3	1-0	2-0	0-1	-
JOHNSON, C. LB	13-4	17	1-1	6-0	0-1	3-0	-	0-1	-	-	3-0	0-1	DNP
SMALLS, D. DB	9-4	13	2-0	DNP	DNP	1-0	-	3-2	1-2	DNP	1-0	1-0	-
MCINTIRE, J. LB	4-6	10	-	DNP	0-2	0-1	2-1	1-1	-	DNP	-	-	1-1
GOODWIN, T. DB	4-2	6	0-1	DNP	1-0	1-0	DNP	2-0	-	-	-	0-1	-
CAIN, C. DB	4-0	4	-	DNP	1-0	-	2-0	-	-	DNP	1-0	-	-
CHIARAMONTE, J.	3-1	4	-	1-1	-	-	2-0	-	-	-	-	-	-
CRUZ, E. DB	2-2	4	-	-	1-0	-	-	-	-	-	-	1-2	-
RAY, E.	3-0	3	1-0	-	1-0	-	-	-	-	-	-	1-0	-
JOHNSON, L.	3-0	3	-	-	-	2-0	DNP	-	-	-	DNP	1-0	-
HARRIS, R.	2-1	3	1-0	-	-	-	-	0-1	-	-	1-0	-	-
HUGHES, N. LB	0-2	2	0-1	-	DNP	-	-	0-1	-	DNP	DNP	DNP	DNP
USRY, A.	2-0	2	-	-	1-0	1-0	-	DNP	DNP	-	-	DNP	DNP
HARMON, G. LB	2-0	2	DNP	DNP	DNP	DNP	2-0	DNP	DNP	DNP	DNP	DNP	DNP
BUTLER, S. DL	0-1	1	0-1	DNP	DNP	DNP	-	-	DNP	DNP	DNP	DNP	DNP
TEAM	1-0	1	-	-	-	-	-	-	-	-	1-0	-	-
SAJNA, A. LB	0-1	1	DNP	-	0-1	DNP	DNP	DNP	-	DNP	DNP	DNP	-
WILSON, T.	1-0	1	-	-	1-0	-	-	-	-	-	-	-	DNP
GOLD, J.	1-0	1	-	-	-	-	-	-	-	-	-	-	1-0
RICE, Je. LB	1-0	1	DNP	-	DNP	DNP	1-0	DNP	DNP	DNP	DNP	DNP	DNP
JORDAN, C.	1-0	1	DNP	-	1-0	DNP	DNP	DNP	DNP	DNP	DNP	DNP	DNP
ROCK, Ramero DL	0-1	1	DNP	DNP	-	DNP	-	0-1	-	DNP	DNP	DNP	DNP
LINDSEY, T.	1-0	1	-	-	-	-	-	-	-	1-0	-	-	-
KENNEDY, H. DB	1-0	1	-	-	DNP	DNP	1-0	-	-	DNP	DNP	DNP	DNP
DAVIS, S.	1-0	1	-	1-0	-	-	-	DNP	-	-	-	-	-
HAYDEN, Z.	1-0	1	DNP	DNP	DNP	DNP	-	-	1-0	DNP	-	DNP	-
MITCHEM, H. DL	0-1	1	-	DNP	-	DNP	-	0-1	DNP	DNP	DNP	DNP	DNP

**SACKS**

SACKS	UA-A	TOT	UF	ELON	HAMPTON	SSU	VUL	PC	KSU	MU	GWU	CAM	CIT
SAYEGH, G. LB	3-1	3.5	-	DNP	-	-	-	-	-	-	2-0-11	1.5-6	-
GLOVER, J.	2-2	3.0	-	-	-	1.5-6	-	-	-	-	1-0-6	-	0.5-2
ROBINSON, J. DL	2-2	3.0	-	1.0-11	0.5-3	-	-	0.5-3	-	-	-	1.0-10	-
WASHINGTON, T. DL	2-0	2.0	-	-	-	DNP	-	-	-	-	2-0-13	-	-
BROWN, S. DL	1-2	2.0	-	-	-	-	-	0.5-2	-	-	-	-	1.5-7
SALLEY, N. DL	1-0	1.0	-	-	-	-	-	-	-	-	1-0-4	DNP	-
MIMS, S. DL	1-0	1.0	-	-	-	-	-	-	-	-	1-0-7	-	-
KING, E. LB	0-1	0.5	-	-	-	0.5-1	-	-	-	-	-	-	-
SOSEBEE, J. LB	0-1	0.5	-	-	0.5-2	-	-	-	-	DNP	-	-	-
JOHNSON, C. LB	0-1	0.5	-	-	-	-	-	-	-	-	-	0.5-4	DNP

**TACKLES FOR LOSS**

TACKLES FOR LOSS	UA-A	TOT	UF	ELON	HAMPTON	SSU	VUL	PC	KSU	MU	GWU	CAM	CIT
BROWN, S. DL	12-10	17.0	1.0-2	-	-	4.5-16	-	1.5-4	1.0-1	0.5-1	-	3-0-9	5.5-23
ROBINSON, J. DL	6-5	8.5	-	2-0-14	0.5-3	0.5-1	0.5-0	1-0-4	-	-	2-0-6	1-0-10	1-0-1
GLOVER, J.	5-5	7.5	-	-	1-0-2	2-0-8	1.5-2	-	-	-	2-0-7	0.5-1	0.5-2
SOSEBEE, J. LB	2-9	6.5	0.5-2	-	2-0-9	1.5-2	-	-	-	DNP	-	2-0-3	0.5-1
KING, E. LB	4-3	5.5	-	1-0-1	-	0.5-1	-	1.5-4	-	-	-	2.5-9	-
MIMS, S. DL	5-0	5.0	-	-	-	-	1-0-1	-	-	2-0-4	2-0-11	-	-
WASHINGTON, T. DL	4-1	4.5	1.5-2	-	-	DNP	1-0-2	-	-	-	2-0-13	-	-
SALLEY, N. DL	4-0	4.0	1-0-5	-	1-0-1	-	-	1-0-2	-	-	1-0-4	DNP	-
SAYEGH, G. LB	3-2	4.0	0.5-1	DNP	-	-	-	-	-	-	2-0-11	1.5-6	-
ROWLAND, B.	2-3	3.5	-	-	1-0-3	1-0-1	-	-	0.5-1	0.5-1	-	0.5-1	-
SYVARTH, K. LB	2-1	2.5	-	-	1-0-4	-	1-0-1	-	0.5-2	-	-	DNP	-
PRIDE, E. DB	2-0	2.0	DNP	-	-	-	-	-	-	2-0-3	-	-	-
SLATON, J. DB	2-0	2.0	-	-	-	1-0-2	-	1-0-3	-	-	-	-	-
GOODWIN, T. DB	1-1	1.5	-	DNP	1-0-3	-	DNP	-	-	-	-	0.5-1	-
HOPKINS, S.	1-1	1.5	-	1-0-1	-	-	-	-	-	-	-	0.5-1	-
SMALLS, D. DB	1-0	1.0	-	DNP	-	-	-	-	1-0-2	DNP	-	-	-
POHAHAU, J. DL	0-2	1.0	-	-	0.5-0	-	-	0.5-0	-	-	-	-	-
CAIN, C. DB	1-0	1.0	-	DNP	-	-	1-0-2	-	-	DNP	-	-	-
ROCK, Ramero DL	0-1	0.5	DNP	DNP	-	DNP	-	0.5-0	-	DNP	DNP	DNP	DNP
JOHNSON, C. LB	0-1	0.5	-	-	-	-	-	-	-	-	-	0.5-4	DNP
CRUZ, E. DB	0-1	0.5	-	-	-	-	-	-	-	-	-	0.5-1	-
MCINTIRE, J. LB	0-1	0.5	-	DNP	-	-	-	-	-	DNP	-	-	0.5-1
HUGHES, N. LB	0-1	0.5	0.5-1	-	DNP	-	-	-	-	DNP	DNP	DNP	DNP

**SPECIAL TEAMS GAME-BY-GAME**

**PUNT RETURNS**

PUNT RETURNS	No-Yds	UF	ELON	HAMPTON	SSU	VUL	PC	KSU	MU	GWU	CAM	CIT
LINDSEY, T.	16-188	-	-	5-90	2-14	4-36	-	-	1-13	2-26	1-3	1-12
GOODWIN, T.	1-11	-	DNP	-	-	DNP	-	-	-	-	-	1-11
MCINTIRE, J.	1-9	-	DNP	-	-	-	-	-	DNP	-	1-9	-
HOPKINS, S.	2-2	-	-	-	-	-	-	-	-	-	-	2-2

**KICK RETURNS**

KICK RETURNS	No-Yds	UF	ELON	HAMPTON	SSU	VUL	PC	KSU	MU	GWU	CAM	CIT
LINDSEY, T.	15-293	3-66	3-55	2-45	1-22	-	1-2	2-42	1-25	-	1-21	1-15
ALLEN, J.	10-209	1-17	-	1-80	1-20	-	-	2-22	1-2	-	-	4-68
ROWLAND, B.	1-38	-	1-38	-	-	-	-	-	-	-	-	-
HUGHES, N.	1-7	-	-	DNP	1-7	-	-	-	DNP	DNP	DNP	DNP
CHIARAMONTE, J.	1-4	-	-	-	-	1-4	-	-	-	-	-	-

**MISCELLANEOUS STATS**

**3RD-DOWN CONVERSIONS**

Date	Opponent	Score	Overall	1st Qtr	2nd Qtr	3rd Qtr	4th Qtr	OT
Sept. 1	at Florida	L, 6-53	3-14 21.4%	0-3 0.0%	0-4 0.0%	2-4 50.0%	1-3 33.3%	
Sept. 22	Elon	L, 22-31	6-12 50.0%	3-3 100.0%	2-3 66.7%	0-4 0.0%	1-2 50.0%	
Sept. 29	at Hampton	W, 48-14	4-12 33.3%	1-3 33.3%	1-3 33.3%	1-3 33.3%	1-3 33.3%	
Oct. 6	at Savannah State	L, 3-23	3-11 27.3%	2-4 50.0%	1-3 33.3%	0-2 0.0%	0-2 0.0%	
Oct. 13	Virginia Lynchburg	W, 58-6	4-10 40.0%	1-3 33.3%	1-3 33.3%	1-3 33.3%	1-1 100.0%	
Oct. 20	Presbyterian	W, 41-7	4-12 33.3%	1-3 33.3%	2-4 50.0%	1-3 33.3%	0-2 0.0%	
Oct. 27	Kennesaw St.	L, 10-38	1-10 10.0%	1-3 33.3%	0-3 0.0%	0-3 0.0%	0-1 0.0%	
Nov. 3	at Monmouth	L, 3-37	1-11 9.1%	0-2 0.0%	0-3 0.0%	1-3 33.3%	0-3 0.0%	
Nov. 10	Gardner-Webb	W, 16-0	6-17 35.3%	3-6 50.0%	2-4 50.0%	1-4 25.0%	0-3 0.0%	
Nov. 17	at Campbell	W, 12-7	4-14 28.6%	1-4 25.0%	0-3 0.0%	2-4 50.0%	1-3 33.3%	
Nov. 29	at The Citadel	L, 14-43	0-12 0.0%	0-3 0.0%	0-2 0.0%	0-3 0.0%	0-4 0.0%	
<b>Charleston So.</b>			<b>36-135 26.7%</b>	<b>13-37 35.1%</b>	<b>9-35 25.7%</b>	<b>9-36 25.0%</b>	<b>5-27 18.5%</b>	<b>0-0 0.0%</b>
<b>Opponents</b>			<b>61-153 39.9%</b>	<b>12-37 32.4%</b>	<b>16-40 40.0%</b>	<b>11-30 36.7%</b>	<b>22-46 47.8%</b>	<b>0-0 0.0%</b>

**4TH-DOWN CONVERSIONS**

Date	Opponent	Score	Overall	1st Qtr	2nd Qtr	3rd Qtr	4th Qtr	OT
Sept. 1	at Florida	L, 6-53	1-3 33.3%	0-0 0.0%	0-1 0.0%	0-0 0.0%	1-2 50.0%	
Sept. 22	Elon	L, 22-31	0-0 0.0%	0-0 0.0%	0-0 0.0%	0-0 0.0%	0-0 0.0%	
Sept. 29	at Hampton	W, 48-14	0-1 0.0%	0-0 0.0%	0-0 0.0%	0-0 0.0%	0-1 0.0%	
Oct. 6	at Savannah State	L, 3-23	1-4 25.0%	1-1 100.0%	0-1 0.0%	0-0 0.0%	0-2 0.0%	
Oct. 13	Virginia Lynchburg	W, 58-6	2-2 100.0%	0-0 0.0%	1-1 100.0%	1-1 100.0%	0-0 0.0%	
Oct. 20	Presbyterian	W, 41-7	0-0 0.0%	0-0 0.0%	0-0 0.0%	0-0 0.0%	0-0 0.0%	
Oct. 27	Kennesaw St.	L, 10-38	0-1 0.0%	0-0 0.0%	0-0 0.0%	0-0 0.0%	0-1 0.0%	
Nov. 3	at Monmouth	L, 3-37	1-2 50.0%	0-0 0.0%	0-0 0.0%	0-0 0.0%	1-2 50.0%	
Nov. 10	Gardner-Webb	W, 16-0	1-1 100.0%	0-0 0.0%	1-1 100.0%	0-0 0.0%	0-0 0.0%	
Nov. 17	at Campbell	W, 12-7	0-0 0.0%	0-0 0.0%	0-0 0.0%	0-0 0.0%	0-0 0.0%	
Nov. 29	at The Citadel	L, 14-43	0-0 0.0%	0-0 0.0%	0-0 0.0%	0-0 0.0%	0-0 0.0%	
<b>Charleston So.</b>			<b>6-14 42.9%</b>	<b>1-1 100.0%</b>	<b>2-4 50.0%</b>	<b>1-1 100.0%</b>	<b>2-8 25.0%</b>	<b>0-0 0.0%</b>
<b>Opponents</b>			<b>5-14 35.7%</b>	<b>2-5 40.0%</b>	<b>2-2 100.0%</b>	<b>1-3 33.3%</b>	<b>0-4 0.0%</b>	<b>0-0 0.0%</b>

**TIME OF POSSESSION**

Date	Opponent	Score	Overall	1st Qtr	2nd Qtr	3rd Qtr	4th Qtr	OT Qtr
Sept. 1	at Florida	L, 6-53	32:02	5:43	7:31	9:17	9:31	
Sept. 22	Elon	L, 22-31	25:35	5:34	8:12	7:19	4:30	
Sept. 29	at Hampton Univ.	W, 48-14	30:02	8:21	7:57	7:25	6:19	
Oct. 6	at Savannah State	L, 3-23	26:44	10:26	8:01	4:24	3:53	
Oct. 13	Virginia Lynchburg	W, 58-6	29:30	7:49	7:16	7:17	7:08	
Oct. 20	Presbyterian	W, 41-7	27:40	6:30	8:28	6:40	6:02	
Oct. 27	Kennesaw St.	L, 10-38	22:21	6:18	7:05	6:50	2:08	
Nov. 3	at Monmouth	L, 3-37	20:55	5:54	3:28	8:13	3:20	
Nov. 10	Gardner-Webb	W, 16-0	32:22	8:44	8:09	9:03	6:26	
Nov. 17	at Campbell	W, 12-7	32:55	8:00	8:48	9:51	6:16	
Nov. 29	at The Citadel	L, 14-43	26:28	7:06	4:40	6:01	8:41	
<b>Charleston So.</b>			<b>Total 306:34</b>	<b>80:25</b>	<b>79:35</b>	<b>82:20</b>	<b>64:14</b>	<b>0:00</b>
<b>Opponents</b>			<b>Avg. 27:52</b>	<b>7:18</b>	<b>7:14</b>	<b>7:29</b>	<b>5:50</b>	<b>0:00</b>
<b>Charleston So.</b>			<b>Total 353:26</b>	<b>84:35</b>	<b>85:25</b>	<b>82:40</b>	<b>100:46</b>	<b>0:00</b>
<b>Opponents</b>			<b>Avg. 32:07</b>	<b>7:41</b>	<b>7:45</b>	<b>7:30</b>	<b>9:09</b>	<b>0:00</b>

STARTING EXPERIENCE RETURNING

OFFENSE	'16	'17	'18	Tot	Strk
Kameron Brown	9	7	2	18	-
Jack Chambers			1	1	-
Jamari Dunbar			1	1	1
Zack Evans	5	1	10	16	10
Stephen Haralambis	5	10	8	23	4
Ronnie Harris	1	6	8	15	-
Travay Hatten	1	2	2	5	-
Christian Reid			1	1	-
Qua-Von Scott	1	3		4	-
Garris Schwarting			2	2	-
Geoffrey Wall		3	3	6	-
Terrence Wilson		2	10	12	10

DEFENSE	'16	'17	'18	Tot	Strk
Craig Johnson		2	6	8	2
J.D. Sosebee	5	11	8	24	1
Edward King			10	10	10
Jahid Beamon			3	2	-
Jon Pohahau			8	8	2
Shaundre Mims			1	1	-
Kyle Sywarth			3	3	-

SPECIAL TEAMS	'16	'17	'18	Tot	Strk
Kyle Reighard		11	10	21	21
Ethan Ray		11	10	21	21
Alex Usry			6	6	-

2018 TEAM TOTALS

TEAM TOTALS GAME-BY-GAME

	Score	1st Downs	Rushing (No-Yds-TD)	Passing (C-A-I-Yds-TD)	Total Offense (Ply-Yds)	Punts No-Avg	Fumbles No-Lost	Penalties No-Yds	KO Ret. No-Yds	Punt Ret. No-Yds	Int. Ret. No-Yds	3rd-Dn Convs.	Time of Poss.
<b>CHARLESTON SO.</b>	<b>6</b>	<b>9</b>	<b>43-222-1</b>	<b>5-16-1-3-0</b>	<b>59-225</b>	<b>7-41.7</b>	<b>4-2</b>	<b>6-50</b>	<b>4-83</b>	<b>0-0</b>	<b>0-0</b>	<b>3-14</b>	<b>32:02</b>
at Florida	53	25	39-203-1	19-27-241-0-5	66-444	2-44.5	3-0	3-20	2-2	2-17	1-0	2-9	27:58
<b>CHARLESTON SO.</b>	<b>22</b>	<b>11</b>	<b>37-238-3</b>	<b>3-12-2-26-0</b>	<b>49-264</b>	<b>5-44.6</b>	<b>3-1</b>	<b>7-62</b>	<b>4-93</b>	<b>0-0</b>	<b>0-0</b>	<b>6-12</b>	<b>25:35</b>
Elon	31	26	51-226-2	19-26-0-220-2	77-446	3-30.7	2-1	4-40	5-113	2-15	2-24	6-14	34:25
<b>CHARLESTON SO.</b>	<b>48</b>	<b>13</b>	<b>38-226-2</b>	<b>9-18-2-71-2</b>	<b>56-297</b>	<b>6-40.2</b>	<b>3-1</b>	<b>9-85</b>	<b>3-125</b>	<b>5-90</b>	<b>1-16</b>	<b>4-12</b>	<b>30:02</b>
at Hampton	14	11	40-187-0	8-17-1-38-1	57-225	8-45.1	4-4	6-36	7-133	3-(-1)	2-33	2-12	29:58
<b>CHARLESTON SO.</b>	<b>3</b>	<b>9</b>	<b>34-33-0</b>	<b>10-19-1-90-0</b>	<b>53-123</b>	<b>5-46.8</b>	<b>1-1</b>	<b>8-61</b>	<b>3-49</b>	<b>2-14</b>	<b>1-0</b>	<b>3-11</b>	<b>26:44</b>
at Savannah State	23	15	45-213-3	1-7-1-11-0	61-224	6-43.2	0-0	7-52	2-54	0-0	1-75	4-13	33:16
<b>CHARLESTON SO.</b>	<b>58</b>	<b>22</b>	<b>45-334-5</b>	<b>8-13-0-169-2</b>	<b>58-503</b>	<b>1-45.0</b>	<b>1-0</b>	<b>4-29</b>	<b>1-4</b>	<b>4-36</b>	<b>1-1</b>	<b>4-10</b>	<b>29:30</b>
Virginia Lynchburg	6	10	43-127-0	7-10-1-128-1	53-255	7-35.1	1-1	10-78	9-136	0-0	0-0	4-13	30:30
<b>CHARLESTON SO.</b>	<b>41</b>	<b>12</b>	<b>42-122-2</b>	<b>7-11-0-155-1</b>	<b>53-277</b>	<b>5-40.4</b>	<b>2-0</b>	<b>6-54</b>	<b>1-2</b>	<b>0-0</b>	<b>1-17</b>	<b>4-12</b>	<b>27:40</b>
Presbyterian*	7	12	38-119-0	14-21-1-91-1	59-210	5-36.4	5-5	5-50	5-69	0-0	0-0	6-12	32:20
<b>CHARLESTON SO.</b>	<b>10</b>	<b>9</b>	<b>34-123-0</b>	<b>6-14-0-63-0</b>	<b>48-186</b>	<b>7-35.3</b>	<b>3-1</b>	<b>3-30</b>	<b>4-64</b>	<b>0-0</b>	<b>2-100</b>	<b>1-10</b>	<b>22:21</b>
Kennesaw State*	38	26	59-316-3	11-18-2-192-2	77-508	2-35.5	0-0	6-65	0-0	1-(-1)	0-0	11-16	37:39
<b>CHARLESTON SO.</b>	<b>3</b>	<b>9</b>	<b>28-135-0</b>	<b>8-20-1-117-0</b>	<b>48-252</b>	<b>6-36.0</b>	<b>2-1</b>	<b>8-75</b>	<b>2-27</b>	<b>1-13</b>	<b>0-0</b>	<b>1-11</b>	<b>20:55</b>
at Monmouth*	37	27	58-295-1	15-25-0-155-3	83-450	3-35.7	3-1	8-58	0-0	3-(-3)	1-0	10-17	39:05
<b>CHARLESTON SO.</b>	<b>16</b>	<b>13</b>	<b>44-203-2</b>	<b>8-21-0-92-0</b>	<b>65-295</b>	<b>9-40.2</b>	<b>0-0</b>	<b>11-89</b>	<b>0-0</b>	<b>2-26</b>	<b>2-18</b>	<b>6-17</b>	<b>32:22</b>
Gardner-Webb*	0	14	41-72-0	10-31-2-126-0	72-198	9-37.8	1-0	3-25	3-62	2-15	0-0	8-20	27:38
<b>CHARLESTON SO.</b>	<b>12</b>	<b>11</b>	<b>43-218-0</b>	<b>7-11-0-51-0</b>	<b>54-269</b>	<b>7-40.9</b>	<b>1-0</b>	<b>7-43</b>	<b>1-21</b>	<b>2-6</b>	<b>4-79</b>	<b>4-14</b>	<b>32:55</b>
at Campbell*	7	12	32-61-0	14-25-4-221-1	57-282	6-35.2	1-0	9-56	2-76	1-28	0-0	5-14	27:05
<b>CHARLESTON SO.</b>	<b>14</b>	<b>6</b>	<b>29-(-1)-0</b>	<b>8-20-2-76-1</b>	<b>49-75</b>	<b>10-36.0</b>	<b>0-0</b>	<b>11-100</b>	<b>5-83</b>	<b>4-34</b>	<b>1-41</b>	<b>0-12</b>	<b>26:28</b>
at The Citadel	43	16	53-218-2	4-8-1-110-1	61-328	7-39.7	4-1	11-131	3-94	7-48	2-8	3-13	33:32

STARTING LINEUPS

Offense	WR/TE	LT	LG	C	RG	RT	WR	WR	QB	RB	RB/TE	PK	P
at Florida	K. Brown	B. Smith	Evans	Gold	Haralambis	Bostwick	S. Davis	Lindsey	L. Johnson	Harris	Wilson	Tekac	Reighard
Elon	K. Brown	B. Smith	Evans	Gold	Haralambis	Bostwick	S. Davis	Wall	L. Johnson	Harris	Wilson	Tekac	Reighard
at Hampton	K. Brown	B. Smith	Evans	Gold	Haralambis	Bostwick	S. Davis	Wall	L. Johnson	Harris	Wilson	Tekac	Reighard
at Savannah State	Dinkins	B. Smith	Evans	Gold	Haralambis	Bostwick	S. Davis	Wall	L. Johnson	Harris	Wilson	Tekac	Reighard
Virginia Lynchburg	Hatten	B. Smith	Evans	Gold	Brannon	Bostwick	S. Davis	Dinkins	Chambers	Harris	Wilson	Tekac	Reighard
Presbyterian*	Lindsey	B. Smith	Evans	Gold	Brannon	Bostwick	Dinkins	Schwarting	L. Johnson	Wilson	Hatten	Tekac	Reighard
Kennesaw State*	Dinkins	B. Smith	Evans	Gold	Haralambis	Bostwick	S. Davis	Schwarting	L. Johnson	Harris	Wilson	Tekac	Reighard
at Monmouth*	Dinkins	B. Smith	Evans	Gold	Haralambis	Bostwick	S. Davis	Lindsey	L. Johnson	Harris	Wilson	Tekac	Reighard
Gardner-Webb*	Dinkins	B. Smith	Evans	Gold	Haralambis	Bostwick	S. Davis	Lindsey	Reid	Harris	Wilson	Tekac	Reighard
at Campbell*	Dinkins	B. Smith	Evans	Gold	Haralambis	Bostwick	S. Davis	Lindsey	L. Johnson	Dunbar	Wilson	Tekac	Reighard
at The Citadel	Dinkins	B. Smith	Evans	Gold	Haralambis	Bostwick	S. Davis	Hatten	L. Johnson	Allen	Hamilton	Tekac	Reighard

Defense	DE	DT	NT	BUC	LB	LB	LB/S	CB	CB	SS	FS	KO
at Florida	Glover	Robinson	Beamon	S. Brown	Sosebee	King	C. Johnson	Slaton	Allen	Rowland	Hopkins	Usry
Elon	Glover	Robinson	Pohahau	Mims	Sosebee	King	S. Brown	Slaton	Allen	Rowland	Hopkins	Usry
at Hampton	Glover	Robinson	Pohahau	S. Brown	Sosebee	King	C. Johnson	Slaton	Allen	Rowland	Hopkins	Usry
at Savannah State	Glover	Robinson	Pohahau	S. Brown	Sosebee	King	C. Johnson	Slaton	Allen	Rowland	Hopkins	Usry
Virginia Lynchburg	Glover	Robinson	Beamon	Pohahau	Sosebee	King	S. Brown	Slaton	Allen	Rowland	Hopkins	Reighard
Presbyterian*	Glover	Robinson	Pohahau	S. Brown	Sosebee	King	Sywarth	Slaton	Allen	Rowland	Hopkins	Reighard
Kennesaw State*	Glover	Robinson	Pohahau	S. Brown	Sosebee	King	Sywarth	Slaton	Allen	Rowland	Hopkins	Reighard
at Monmouth*	Glover	Robinson	Beamon	S. Brown	Sywarth	King	Pride	Slaton	Allen	Rowland	Hopkins	Usry
Gardner-Webb*	Glover	Robinson	Pohahau	S. Brown	C. Johnson	King	Pride	Slaton	Allen	Rowland	Hopkins	Usry
at Campbell*	Glover	Robinson	Pohahau	S. Brown	Sosebee	King	C. Johnson	Slaton	Allen	Rowland	Pride	Reighard
at The Citadel	Glover	Robinson	Pohahau	S. Brown	Sosebee	Sywarth	Salley	Pride	Allen	Rowland	Hopkins	Tekac

**■ PARTICIPATION**

#	Name	GP/GS	UF	ELON	HAMPTON	SSU	VUL	PC	KSU	MU	GWU	CAM	CIT
17	ALLEN, A.	11/1	XXX	XXX	XXX	XXX	XXX	XXX	XXX	XXX	XXX	XXX	START
13	ALLEN, J.	11/11	START	START	START	START	START	START	START	START	START	START	START
99	BEAMON, J.	11/4	START	XXX	XXX	START	START	XXX	XXX	START	XXX	XXX	XXX
23	BELL, K.	4/-	...	...	XXX	...	XXX	...	...	XXX	...	...	XXX
54	BOSTWICK, G.	10/10	START	START	START	START	START	START	START	START	START	...	START
60	BRANNON, C.	5/2	XXX	...	XXX	XXX	START	START	...	...	...	...	...
11	BROWN, K.	3/2	START	START	XXX	...	...	...	...	...	...	...	...
34	BROWN, S.	11/11	START	START	START	START	START	START	START	START	START	START	START
11	BROWN, Ti.	3/-	...	...	...	...	XXX	XXX	XXX	...	...	...	...
93	BUTLER, S.	3/-	XXX	...	...	...	XXX	XXX	...	...	...	...	...
36	CAIN, C.	9/-	XXX	...	XXX	XXX	XXX	XXX	XXX	...	XXX	XXX	XXX
8	CHAMBERS, J.	6/1	XXX	...	XXX	XXX	START	XXX	...	XXX	...	...	...
44	CHIARAMONTE, J.	11/-	XXX	XXX	XXX	XXX	XXX	XXX	XXX	XXX	XXX	XXX	XXX
27	CRUZ, E.	11/-	XXX	XXX	XXX	XXX	XXX	XXX	XXX	XXX	XXX	XXX	XXX
16	DAVIS, S.	10/10	START	START	START	START	START	...	START	START	START	START	START
80	DINKINS, K.	11/8	XXX	XXX	START	XXX	START	START	START	START	START	START	START
77	DOWNER, J.	5/-	XXX	...	XXX	...	XXX	XXX	...	...	XXX	...	...
22	DUNBAR, J.	4/2	...	...	XXX	...	...	...	...	...	START	START	XXX
32	EARL, J.	10/-	XXX	XXX	XXX	XXX	XXX	XXX	XXX	XXX	XXX	...	XXX
78	EVANS, Z.	11/11	START	START	START	START	START	START	START	START	START	START	START
59	GLOVER, J.	12/11	START	START	START	START	START	START	START	START	START	START	START
90	GODBOLT, J.	2/-	...	...	...	...	XXX	XXX	...	...	...	...	...
51	GOLD, J.	11/11	START	START	START	START	START	START	START	START	START	START	START
48	GOODWIN, T.	9/-	XXX	...	XXX	XXX	...	XXX	XXX	XXX	XXX	XXX	XXX
25	HAMILTON, C.	8/1	XXX	...	XXX	XXX	XXX	XXX	XXX	...	...	XXX	START
65	HARALAMBSIS, S.	8/8	START	START	START	START	...	...	START	START	START	...	START
48	HARMON, G.	1/-	...	...	...	...	XXX	...	...	...	...	...	...
2	HARRIS, R.	11/8	START	START	START	START	START	XXX	START	START	START	XXX	XXX
88	HATTEN, T.	11/3	XXX	XXX	XXX	XXX	START	START	XXX	XXX	XXX	XXX	START
20	HAYDEN, Z.	5/-	...	...	...	...	XXX	XXX	XXX	...	XXX	...	XXX
6	HOPKINS, S.	11/10	START	START	START	START	START	START	START	START	START	XXX	START
92	HUGHES, N.	6/-	XXX	XXX	...	XXX	XXX	XXX	XXX	...	...	...	...
84	JACKSON, Dw.	1/-	...	...	...	...	XXX	...	...	...	...	...	...
28	JOHNSON, C.	10/5	START	XXX	START	START	XXX	XXX	XXX	XXX	START	START	...
1	JOHNSON, L.	9/9	START	START	START	START	...	START	START	START	...	START	START
81	JONES, D.	1/-	...	...	XXX	...	...	...	...	...	...	...	...
85	JORDAN, C.	2/-	...	XXX	XXX	...	...	...	...	...	...	...	...
39	KENNEDY, H.	5/-	XXX	XXX	...	...	XXX	XXX	XXX	...	...	...	...
50	KING, E.	11/8	START	START	START	START	START	XXX	XXX	START	START	START	XXX
14	LINDSEY, T.	11/5	START	XXX	XXX	XXX	XXX	START	XXX	START	START	START	XXX
71	MCDANIEL, D.	4/-	XXX	...	...	...	XXX	XXX	...	...	XXX	...	...
43	MCINTIRE, J.	9/1	XXX	...	XXX	XXX	START	XXX	XXX	...	XXX	XXX	XXX
76	MELTON, J.	5/-	XXX	...	XXX	...	XXX	...	...	...	XXX	...	XXX
30	MELVIN, M.	4/-	XXX	...	XXX	XXX	XXX	...	...	...	...	...	...
90	MIMS, S.	11/1	XXX	START	XXX	XXX	XXX	XXX	XXX	XXX	XXX	XXX	XXX
98	MITCHEM, H.	4/-	XXX	...	XXX	...	XXX	XXX	...	...	...	...	...
55	NICHOLS, P.	2/-	...	...	XXX	...	XXX	...	...	...	...	...	...
96	POHAHAU, J.	11/8	XXX	START	START	XXX	START	START	START	XXX	START	START	START
30	PRIDE, E.	10/6	...	XXX	XXX	XXX	XXX	START	START	START	START	START	START
49	RAY, E.	11/-	XXX	XXX	XXX	XXX	XXX	XXX	XXX	XXX	XXX	XXX	XXX
10	REID, C.	4/1	...	...	...	...	XXX	XXX	...	...	START	...	XXX
95	REIGHARD, K.	11/-	XXX	XXX	XXX	XXX	XXX	XXX	XXX	XXX	XXX	XXX	XXX
66	RICE, J.	1/-	...	...	...	...	XXX	...	...	...	...	...	...
66	RICE, Je.	2/-	...	XXX	...	...	XXX	...	...	...	...	...	...
18	ROBINSON, J.	11/11	START	START	START	START	START	START	START	START	START	START	START
46	ROCK, Ramero	4/-	...	...	XXX	...	XXX	XXX	XXX	...	...	...	...
7	ROWLAND, B.	11/11	START	START	START	START	START	START	START	START	START	START	START
41	SAJNA, A.	4/-	...	XXX	XXX	...	...	XXX	...	...	...	...	XXX
52	SALLEY, N.	10/1	XXX	XXX	XXX	XXX	XXX	XXX	XXX	XXX	XXX	...	START
40	SAYEGH, G.	10/-	XXX	...	XXX	XXX	XXX	XXX	XXX	XXX	XXX	XXX	XXX
86	SCHWARTING, G.	8/2	...	...	XXX	...	XXX	START	START	XXX	XXX	XXX	XXX
17	SCOTT, O.	1/-	...	...	...	...	...	...	...	XXX	...	...	...
3	SLATON, J.	11/9	START	START	START	START	XXX	START	START	START	START	START	XXX
20	SMALLS, D.	9/-	XXX	...	XXX	XXX	XXX	XXX	XXX	...	XXX	XXX	XXX
79	SMITH, B.	11/11	START	START	START	START	START	START	START	START	START	START	START
83	SMITH, P.	1/-	...	...	XXX	...	...	...	...	...	...	...	...
5	SOSEBEE, J.	10/9	START	START	START	START	START	START	START	...	XXX	START	START
38	SVARTH, K.	10/4	XXX	XXX	XXX	XXX	XXX	START	START	START	XXX	...	START
9	TEKAC, T.	11/-	XXX	XXX	XXX	XXX	XXX	XXX	XXX	XXX	XXX	XXX	XXX
12	THOMAS, T.	1/-	...	...	...	...	XXX	...	...	...	...	...	...
70	THOMPSON, A.	5/-	XXX	...	XXX	...	XXX	...	...	...	XXX	...	XXX
53	THOMPSON, D.	1/-	XXX	...	...	...	...	...	...	...	...	...	...
29	UNDERWOOD, T.	7/-	XXX	...	XXX	...	XXX	XXX	XXX	XXX	...	...	XXX
47	USRY, A.	7/-	XXX	XXX	XXX	XXX	XXX	...	...	XXX	XXX	...	...
4	WALL, G.	4/2	XXX	START	START	XXX	...	...	...	...	...	...	...
94	WASHINGTON, T.	10/-	XXX	XXX	XXX	...	XXX	XXX	XXX	XXX	XXX	XXX	XXX
61	WHITE, T.	1/-	...	...	...	...	...	...	...	...	...	...	XXX
31	WILLIAMS, A.	1/-	...	...	...	...	...	...	...	...	...	...	XXX
82	WILLIAMS, J.	6/-	...	...	...	...	XXX	XXX	XXX	...	XXX	XXX	XXX
26	WILSON, T.	10/9	START	START	START	START	START	START	START	START	XXX	START	...

2018 INDIVIDUAL SUPERLATIVES

MOST BY A BUCCANEER

Rushes	19	JOHNSON, London at Monmouth (Nov 03, 2018)
		WILSON, Terrence vs Gardner-Webb (Nov 10, 2018)
Yards Rushing	137	WILSON, Terrence vs Gardner-Webb (Nov 10, 2018)
TD Rushes	3	JOHNSON, London vs Elon (Sep 22, 2018)
Long Rush	78	JOHNSON, London vs Elon (Sep 22, 2018)
Pass attempts	21	REID, Christian vs Gardner-Webb (Nov 10, 2018)
Pass completions	8	JOHNSON, London at Hampton Univ. (Sep 29, 2018)
		JOHNSON, London at Monmouth (Nov 03, 2018)
		REID, Christian vs Gardner-Webb (Nov 10, 2018)
Yards Passing	155	CHAMBERS, Jack vs Virginia Lynchburg (Oct 13, 2018)
TD Passes	2	JOHNSON, London at Hampton Univ. (Sep 29, 2018)
		CHAMBERS, Jack vs Virginia Lynchburg (Oct 13, 2018)
Long Pass	72	CHAMBERS, Jack vs Virginia Lynchburg (Oct 13, 2018)
Receptions	5	LINDSEY, Taz vs Presbyterian (Oct 20, 2018)
Yards Receiving	86	SCHWARTING, Garris vs Virginia Lynchburg (Oct 13, 2018)
TD Receptions	1	DAVIS, Saire at Hampton Univ. (Sep 29, 2018)
		HARRIS, Ronnie at Hampton Univ. (Sep 29, 2018)
		DINKINS, Kenny vs Virginia Lynchburg (Oct 13, 2018)
		SCHWARTING, Garris vs Virginia Lynchburg (Oct 13, 2018)
		LINDSEY, Taz vs Presbyterian (Oct 20, 2018)
		LINDSEY, Taz at The Citadel (Nov 29, 2018)
Long Reception	72	SCHWARTING, Garris vs Virginia Lynchburg (Oct 13, 2018)
Field Goals	3	TEKAC, Tyler vs Virginia Lynchburg (Oct 13, 2018)
Long Field Goal	50	TEKAC, Tyler vs Gardner-Webb (Nov 10, 2018)
Punts	9	REIGHARD, Kyle vs Gardner-Webb (Nov 10, 2018)
		REIGHARD, Kyle at The Citadel (Nov 29, 2018)
Punting Avg	46.8	REIGHARD, Kyle at Savannah State (Oct 05, 2018)
Long Punt	59	REIGHARD, Kyle at Savannah State (Oct 05, 2018)
Punts inside 20	5	REIGHARD, Kyle vs Gardner-Webb (Nov 10, 2018)
Long Punt Return	29	LINDSEY, Taz at Hampton Univ. (Sep 29, 2018)
Long Kickoff Return	80	ALLEN, James at Hampton Univ. (Sep 29, 2018)
Tackles	18	BROWN, Solomon at The Citadel (Nov 29, 2018)
Sacks	2.0	SAYEGH, Garrett vs Gardner-Webb (Nov 10, 2018)
		WASHINGTON, Taequan vs Gardner-Webb (Nov 10, 2018)
Tackles For Loss	5.5	BROWN, Solomon at The Citadel (Nov 29, 2018)
Interceptions	3	ALLEN, James at Campbell (Nov 17, 2018)

MOST BY AN OPPONENT

Rushes	29	M. Summers, vs Elon (Sep 22, 2018)
Yards Rushing	150	M. Summers, vs Elon (Sep 22, 2018)
TD Rushes	2	D. McNair, vs Elon (Sep 22, 2018)
		MCCLLOUD, Jaylen, at Savannah State (Oct 05, 2018)
		BURKS, Chandler, vs Kennesaw St. (Oct 27, 2018)
Long Rush	42	REID, Rocky, at Campbell (Nov 17, 2018)
Pass attempts	26	D. Cheek, vs Elon (Sep 22, 2018)
		SMITH, J., vs Gardner-Webb (Nov 10, 2018)
Pass completions	19	D. Cheek, vs Elon (Sep 22, 2018)
Yards Passing	220	D. Cheek, vs Elon (Sep 22, 2018)
TD Passes	5	Franks, F., at Florida (9/1/2018)
Long Pass	77	C. Stevenson, vs Virginia Lynchburg (Oct 13, 2018)
Receptions	6	GREENE JR, T., at Monmouth (Nov 03, 2018)
Yards Receiving	95	SNEAD, Caleb, at Campbell (Nov 17, 2018)
TD Receptions	2	Jefferson, V., at Florida (9/1/2018)
Long Reception	77	Johnny Rembert, vs Virginia Lynchburg (Oct 13, 2018)
Field Goals	3	MOSQUERA, Matt, at Monmouth (Nov 03, 2018)
Long Field Goal	44	THOMPSON, J, vs Kennesaw St. (Oct 27, 2018)
		MOSQUERA, Matt, at Monmouth (Nov 03, 2018)
Punts	9	HANKINSON, C., vs Gardner-Webb (Nov 10, 2018)
Punting Avg	46.3	Matt Campbell, at The Citadel (Nov 29, 2018)
Long Punt	63	LUGO, Giovanni, at Savannah State (Oct 05, 2018)
Punts inside 20	4	DENNIS, Brad, at Campbell (Nov 17, 2018)
Long Punt Return	28	PREWITT, Kam, at Campbell (Nov 17, 2018)
Long Kickoff Return	77	Raleigh Webb, at The Citadel (Nov 29, 2018)
Tackles	11	HENDERSON, D., at Campbell (Nov 17, 2018)
Sacks	2.0	Gardner, C., at Florida (9/1/2018)
		M. Baker, vs Elon (Sep 22, 2018)
		DOUCET, Kapri, at Hampton Univ. (Sep 29, 2018)
		ROBINSON, Aaron, at Savannah State (Oct 05, 2018)
		BANKS, Stefan, at Savannah State (Oct 05, 2018)
Tackles For Loss	3.0	DOUCET, Kapri, at Hampton Univ. (Sep 29, 2018)
		BANKS, Stefan, at Savannah State (Oct 05, 2018)
		SINGLETON, J., vs Gardner-Webb (Nov 10, 2018)
Interceptions	2	Jay Howard, at The Citadel (Nov 29, 2018)

2018 TEAM SUPERLATIVES

BUCCANEER GAME HIGHS

Rushes	45	vs Virginia Lynchburg (Oct 13, 2018)
Yards Rushing	334	vs Virginia Lynchburg (Oct 13, 2018)
Yards Per Rush	7.4	vs Virginia Lynchburg (Oct 13, 2018)
TD Rushes	5	vs Virginia Lynchburg (Oct 13, 2018)
Pass attempts	21	vs Gardner-Webb (Nov 10, 2018)
Pass completions	10	at Savannah State (Oct 05, 2018)
Yards Passing	169	vs Virginia Lynchburg (Oct 13, 2018)
Yards Per Pass	14.1	vs Presbyterian (Oct 20, 2018)
TD Passes	2	at Hampton Univ. (Sep 29, 2018)
		vs Virginia Lynchburg (Oct 13, 2018)
		vs Gardner-Webb (Nov 10, 2018)
Total Plays	65	vs Virginia Lynchburg (Oct 13, 2018)
Total Offense	503	vs Virginia Lynchburg (Oct 13, 2018)
Yards Per Play	8.7	vs Virginia Lynchburg (Oct 13, 2018)
Points	58	vs Virginia Lynchburg (Oct 13, 2018)
Sacks By	7	vs Gardner-Webb (Nov 10, 2018)
First Downs	22	vs Virginia Lynchburg (Oct 13, 2018)
Penalties	11	vs Gardner-Webb (Nov 10, 2018)
		at The Citadel (Nov 29, 2018)
Penalty Yards	100	at The Citadel (Nov 29, 2018)
Turnovers	3	at Florida (9/1/2018)
		vs Elon (Sep 22, 2018)
		at Hampton Univ. (Sep 29, 2018)
Interceptions By	4	at Campbell (Nov 17, 2018)
Punts	10	at The Citadel (Nov 29, 2018)
Punting Avg	46.8	at Savannah State (Oct 05, 2018)
Long Punt	59	at Savannah State (Oct 05, 2018)
Punts inside 20	5	vs Gardner-Webb (Nov 10, 2018)
Long Punt Return	29	at Hampton Univ. (Sep 29, 2018)

OPPONENT GAME HIGHS

Rushes	59	vs Kennesaw St. (Oct 27, 2018)
Yards Rushing	316	vs Kennesaw St. (Oct 27, 2018)
Yards Per Rush	5.4	vs Kennesaw St. (Oct 27, 2018)
TD Rushes	3	at Savannah State (Oct 05, 2018)
		vs Kennesaw St. (Oct 27, 2018)
Pass attempts	31	vs Gardner-Webb (Nov 10, 2018)
Pass completions	19	at Florida (9/1/2018)
		vs Elon (Sep 22, 2018)
Yards Passing	241	at Florida (9/1/2018)
Yards Per Pass	13.8	at The Citadel (Nov 29, 2018)
TD Passes	5	at Florida (9/1/2018)
Total Plays	83	at Monmouth (Nov 03, 2018)
Total Offense	508	vs Kennesaw St. (Oct 27, 2018)
Yards Per Play	6.7	at Florida (9/1/2018)
Points	53	at Florida (9/1/2018)
Sacks By	5	at Savannah State (Oct 05, 2018)
First Downs	27	at Monmouth (Nov 03, 2018)
Penalties	11	at The Citadel (Nov 29, 2018)
Penalty Yards	131	at The Citadel (Nov 29, 2018)
Turnovers	6	vs Presbyterian (Oct 20, 2018)
Interceptions By	2	vs Elon (Sep 22, 2018)
		at Hampton Univ. (Sep 29, 2018)
		at The Citadel (Nov 29, 2018)
Punts	9	vs Gardner-Webb (Nov 10, 2018)
Punting Avg	45.1	at Hampton Univ. (Sep 29, 2018)
Long Punt	63	at Savannah State (Oct 05, 2018)
Punts inside 20	4	at Campbell (Nov 17, 2018)
Long Punt Return	28	at Campbell (Nov 17, 2018)

ALL-TIME SERIES RECORDS AGAINST 2019 OPPONENTS/CONFERENCES

2019 FIRST MEETINGS

Furman .....	Aug. 31
South Carolina .....	Sept. 7
North Carolina A&T .....	Sept. 14
North Alabama .....	Oct. 19

THE CITADEL

2-6 (.250), 0-0 HOME, 2-6 AWAY

Nov. 21, 2002 (A) .....	19-53 L
Aug. 30, 2003 (A) .....	10-64 L
Sept. 3, 2005 (A) .....	14-28 L
Sept. 9, 2006 (A) .....	38-35 W
Sept. 1, 2007 (A) .....	14-35 L
Sept. 1, 2012 (A) .....	14-49 L
Aug. 31, 2013 (A) .....	32-29 W
Sept. 20, 2014 (H) .....	20-18*
Sept. 26, 2015 (A) .....	33-20*
Dec. 5, 2015 (H) .....	14-6*
Nov. 29, 2018 (A) .....	14-43 L

SAVANNAH STATE

7-1 (0.857), 5-0 HOME, 2-1 AWAY

Oct. 12, 2002 (H) .....	21-3 W
Oct. 22, 2005 (H) .....	48-28 W
Oct. 7, 2006 (A) .....	38-13 W
Oct. 6, 2007 (H) .....	28-0 W
Oct. 11, 2008 (A) .....	29-20 W
Oct. 3, 2009 (H) .....	47-10 W
Oct. 21, 2017 (H) .....	52-27 W
Oct. 6, 2018 (A) .....	3-23 L

KENNESAW STATE

1-2 (.333), 1-1 HOME, 0-1 AWAY

Nov. 7, 2015 (A) .....	28-14*
Nov. 19, 2016 (H) .....	28-7 W
Nov. 11, 2017 (A) .....	0-38 L
Oct. 27, 2018 (H) .....	10-38 L

MONMOUTH

1-2 (.333), 0-1 HOME, 1-1 AWAY

Nov. 1, 2014 (A) .....	27-0*
Oct. 10, 2015 (H) .....	37-7*
Sept. 24, 2016 (A) .....	35-7 W
Oct. 28, 2017 (H) .....	20-23 L
Nov. 3, 2018 (A) .....	3-38 L

GARDNER-WEBB

6-10 (.375), 4-4 HOME, 2-6 AWAY

Sept. 12, 1992 (A) .....	0-56 L
Nov. 9, 2002 (H) .....	15-57 L
Nov. 8, 2003 (A) .....	0-46 L
Nov. 13, 2004 (H) .....	0-18 L
Nov. 5, 2005 (A) .....	38-7 W
Nov. 4, 2006 (H) .....	28-14 W
Oct. 27, 2007 (A) .....	25-29 L
Oct. 4, 2008 (H) .....	13-10 W
Oct. 17, 2009 (A) .....	20-27 L
Oct. 16, 2010 (H) .....	25-35 L

Oct. 29, 2011 (A) .....	7-14, L
Nov. 10, 2012 (H) .....	28-10 W
Nov. 16, 2013 (A) .....	10-27 L
Nov. 8, 2014 (H) .....	44-14*
Oct. 24, 2015 (A) .....	34-0*
Nov. 5, 2016 (H) .....	10-17 L
Nov. 4, 2017 (A) .....	10-9 W
Nov. 10, 2018 (H) .....	16-0 W

HAMPTON 1-0 (1.000) 1-0 AWAY

Sept. 29, 2018 .....	48-14 W
----------------------	---------

PRESBYTERIAN

11-14 (.440), 7-7 HOME, 4-7 AWAY

Sept. 11, 1993 (H) .....	17-16 W
Sept. 10, 1994 (A) .....	34-38 L
Sept. 9, 1995 (H) .....	6-44 L
Sept. 14, 1996 (A) .....	26-34 L
Sept. 13, 1997 (H) .....	7-16 L
Sept. 12, 1998 (A) .....	0-42 L
Sept. 11, 1999 (H) .....	14-20 L
Sept. 9, 2000 (A) .....	13-28 L
Sept. 8, 2001 (H) .....	10-19 L
Sept. 14, 2002 (A) .....	6-26 L
Sept. 13, 2003 (H) .....	14-17 L
Sept. 11, 2004 (A) .....	14-19 L
Sept. 10, 2005 (H) .....	0-42 L
Sept. 2, 2006 (A) .....	21-13 W
Nov. 10, 2007 (H) .....	28-24 W
Nov. 8, 2008 (H) .....	29-18 W
Nov. 7, 2009 (A) .....	46-32 W
Nov. 13, 2010 (H) .....	42-39 W
Nov. 19, 2011 (A) .....	14-45 L
Oct. 20, 2012 (H) .....	31-21 W
Nov. 2, 2013 (A) .....	27-16 W
Oct. 18, 2014 (H) .....	3-7 L
Oct. 17, 2015 (A) .....	10-7*
Oct. 22, 2016 (H) .....	38-3 W
Oct. 14, 2017 (A) .....	7-0 W
Oct. 20, 2018 (H) .....	41-7 W

CAMPBELL

2-0 (1.000), 0-0 HOME, 2-0 AWAY

Sept. 14, 2013 (A) .....	30-10 W
Sept. 11, 2014 (H) .....	34-10*
Nov. 17, 2018 (A) .....	12-7 W

\* - indicates wins vacated by the NCAA

HOW CSU FARES AGAINST

...the FBS

Year	Opponent	Score
2002	at South Florida	L, 56-6
2003	at South Florida	L, 55-7
2007	at Hawaii	L, 66-10
2008	at Miami	L, 52-7
2008	at Miami (Ohio)	L, 38-27
2009	at Florida	L, 62-3
2010	at Hawaii	L, 66-7
2010	at Kentucky	L, 49-21
2011	at Florida State	L, 62-10
2011	at Central Florida	L, 62-0
2012	at Illinois	L, 44-0
2013	at Colorado	L, 43-10
2014	at Vanderbilt	L, 21-20
2014	at Georgia	L, 55-9
2015	at Troy	L, 44-16
2015	at Alabama	L, 56-6
2016	at Florida State	L, 52-8
2017	at Mississippi State	L, 49-0
2017	at Indiana	L, 27-0
2018	at Florida	L, 53-6

...the SOUTHERN CONFERENCE

OPPONENT	RECORD	LAST MET (RESULT)
Chattanooga	0-1	Sept. 2, 1995 (L, 41-0)
Citadel	2-6	Nov. 29, 2018 (L, 43-14)
ETSU	0-5	Sept. 17, 2015 (47-7)*
Furman	-	
Mercer	-	
Samford	0-2	Oct. 20, 2001 (L, 45-24)
VMI	7-6	Oct. 12, 2013 (W, 25-17)
Western Carolina	-	
Wofford	0-14	Nov. 26, 2016 (L, 15-14)
<b>TOTAL</b>	<b>9-34</b>	

...the SEC

OPPONENT	RECORD	LAST MET (RESULT)
Alabama	0-1	Nov. 21, 2015 (L, 56-6)
Arkansas	-	
Auburn	-	
Florida	0-2	Sept. 1, 2018 (L, 53-6)
Georgia	0-1	Nov. 22, 2014 (L, 55-9)
Kentucky	0-1	Nov. 6, 2010 (L, 49-21)
LSU	-	
Ole Miss	-	
Mississippi State	0-1	Sept. 2, 2017 (L, 49-0)
Missouri	-	
South Carolina	-	
Tennessee	-	
Texas A&M	-	
Vanderbilt	0-1	Oct. 11, 2014 (L, 21-20)
<b>TOTAL</b>	<b>0-7</b>	

...the MEAC

OPPONENT	RECORD	LAST MET (RESULT)
Bethune-Cookman	-	
Delaware State	-	
Florida A&M	-	
Howard	0-2	Oct. 1, 2005 (L, 27-22)
Morgan State	0-2	Oct. 1, 1994 (L, 31-29)
N.C. Central	-	
Norfolk State	1-1	Sept. 21, 2013 (W, 20-12)
N.C. A&T	-	
Savannah State	7-1	Oct. 6, 2018 (L, 23-3)
S.C. State	0-8	Sept. 4, 1999 (L, 20-14)
<b>TOTAL</b>	<b>8-14</b>	

...the BIG SOUTH

OPPONENT	RECORD	LAST MET (RESULT)
Campbell	2-0	Nov. 17, 2018 (W, 12-7)
Gardner-Webb	6-10	Nov. 10, 2018 (W, 16-0)
Hampton	1-0	Sept. 29, 2018 (W, 48-14)
Kennesaw State	1-2	Oct. 27, 2018 (L, 38-10)
Monmouth	1-2	Nov. 3, 2018 (L, 37-3)
North Alabama	-	
Presbyterian	11-14	Oct. 20, 2018 (W, 41-7)
<b>TOTAL</b>	<b>22-28</b>	

\* - indicates wins vacated by the NCAA

CHARLESTON SOUTHERN INDIVIDUAL SINGLE GAME RECORDS

Carries				Longest Completion				Longest Punt			
1.	34	Christian Reyes	at Appalachian State (9/28/13)	1.	95	Jake Sills	at Austin Peay (10/14/00)	1.	72	Heath Seimon	Newberry 10/9/93
2.	31	Vinson Blain	at Liberty (10/3/98)	2.	92	Jake Sills	Austin Peay (10/13/01)	2.	71	Truett Burns	at Colorado (10/19/13)
3.	29	Christian Reyes	at Charlotte (9/27/14)	3.	87	Shane Bucenell	Miss. Val. State 2017	3.	66	Clay Williams	Liberty 1997
4.	28	Richard Mounce	at Gardner-Webb (10/29/11)	4.	86	Clint Chappell	at Presbyterian (9/14/02)	4.	64	Jason Trussell	at East Tennessee St (11/18/00)
5.	27	Vinson Blain	North Greenville (9/19/98)	5.	85	J.J. Brinkerhoff	Newberry 1993	5.	63	Nick Ellis	at Gardner-Webb (11/5/05)
6.	27	Malcolm Dixon	at Jacksonville (9/17/11)	6.	84	Shane Bucenell	Kentucky State (9/3/16)	6.	63	Nik Zdral	at Presbyterian (9/14/02)
7.	26	Andre Copeland	West Va. Wesleyan (10/15/05)	7.	81	Collin Drafts	Gardner-Webb (11/4/06)	6.	63	Clay Williams	Hofstra 1995
8.	26	Christian Reyes	Charlotte (10/26/13)	8.	80	Brooks Combs	South Carolina State (9/5/98)	8.	62	Clay Williams	Tusculum 1997
9.	24	Andre Copeland	at Gardner-Webb (11/5/05)	8.	80	Collin Drafts	VMI (10/21/06)		61	Twice	
10.	24	Collin Drafts	Tusculum (9/27/03)	10.	78	Brooks Combs	North Greenville (9/19/98)	<b>Longest Punt Returns</b>			
10.	24	Christian Reyes	Coastal Carolina (11/9/13)	<b>Receptions</b>				1.	77	Ken Mance	Tusculum (11/9/96)
<b>Rushing Yards</b>				1.	13	Dee Brown	at Wofford (9/8/07)	2.	74	Darius Hammond	The Citadel (9/20/14)
1.	226	Andre Copeland	West Va. Wesleyan (10/15/05)	13	Eddie Gadsen	at Presbyterian (9/11/04)	3.	70	Kelan Fraise	Kentucky State (9/3/16)	
2.	200	Brad Johnson	Davidson (10/24/92)	13	Maurice Price	at Liberty (11/11/06)	4.	65	Terrel Mitchell	Morehead State 1995	
3.	191	Lance Miller	Morehead State (11/8/97)	13	Maurice Price	Liberty (11/12/05)	5.	63	C.J. Hirschman	Liberty (11/11/06)	
4.	190	Vinson Blain	North Greenville (9/19/98)	5.	12	Maurice Price	VMI (10/21/06)	6.	56	C.J. Hirschman	Savannah State (10/7/06)
5.	188	Christian Reyes	at Liberty (11/15/14)	12	Maurice Price	at The Citadel (9/9/06)	56	Mike Washington	West Va. State (11/17/01)		
6.	181	Christian Reyes	Charlotte (10/26/13)	12	Gerald Stevenson	at Stony Brook (10/30/10)	8.	53	Darius Hammond	Kennesaw State (11/7/15)	
7.	172	Mike Holloway	at The Citadel (9/26/15)	8.	11	Corvaughn Archie	Coastal Carolina (11/12/11)	9.	50	Antwan Ivey	VMI (10/31/09)
8.	168	Christian Reyes	North Greenville (10/5/13)	11	Maurice Price	Gardner-Webb (11/4/06)	10.	49	Tavares Shorter	North Greenville (9/24/05)	
9.	167	Christian Reyes	at Appalachian State (9/28/13)	11	Maurice Price	at Gardner-Webb (11/5/05)	49	Darius Hammond	Kentucky State (9/3/16)		
10.	163	Twice		<b>Receiving Yards</b>				<b>Longest Kick Returns</b>			
<b>Rushing Touchdowns</b>				1.	241	Brad Moultrie	Austin Peay (10/13/01)	1.	100	Gerald Stevenson	Liberty (10/9/10)
1.	4	Teddy Allen	Presbyterian (10/20/12)	2.	232	Nathan Perera	Stony Brook (11/5/11)	2.	98	Mike Washington	South Florida (11/2/02)
4.	Andre Copeland	West Va. Wesleyan (10/15/05)	3.	204	Corvaughn Archie	Coastal Carolina (11/12/11)	98	Mike Washington	Liberty (11/10/01)		
3.	3	Mike Holloway	Monmouth (10/10/15)	4.	198	Gerald Stevenson	Mars Hill (9/18/10)	4.	96	Tony Bines	Morgan State 1994
3	Mike Holloway	at The Citadel (9/26/15)	5.	194	Brad Moultrie	Liberty (11/10/01)	5.	93	Antwan Smalls	Presbyterian (9/9/00)	
3	Michael Jefferson	Jacksonville State (9/15/07)	6.	189	Maurice Price	Howard (10/1/05)	93	Mike Washington	Jacksonville (10/6/01)		
3	Christian Reyes	at Charlotte (9/27/14)	7.	179	Aaron Dunklin	North Greenville (10/25/03)	7.	92	Gerald Stevenson	Gardner-Webb (10/16/10)	
3	Leroy Alexander	Frostburg State 1991	8.	177	Dee Brown	at VMI (11/3/07)	8.	89	Deon Lee	Stony Brook (11/14/09)	
3	Eric Gomillion	UAB 1993	9.	174	Ande Goldsmith	ETSU 1998	89	Kijana Thomas	Liberty (11/1/03)		
3	D'Angelo Dereef	Presbyterian 1994	10.	171	Maurice Price	Liberty (11/12/05)	10.	86	Mike Washington	West Liberty State (9/28/02)	
3	London Johnson	Elon (9/22/18)	<b>Receiving Touchdowns</b>				<b>Most Kick Return Yardage</b>				
<b>Longest Rush From Scrimmage</b>				1.	4	Maurice Price	Savannah State (10/22/05)	1.	295	Darius Hammond	Jacksonville State (12/11/15)
1.	98	D'Angelo Dereef	Apprentice School 1992	2.	3	Gerald Stevenson	at Stony Brook (10/18/08)	2.	255	Gerald Stevenson	Wofford (9/6/08)
2.	90	Antonio Singleton	at Austin Peay (10/14/00)	3.	2	34 Tied		3.	243	Gerald Stevenson	Gardner-Webb (10/16/10)
3.	84	Christian Reyes	Gardner-Webb (11/8/14)	<b>Longest Reception</b>				4.	205	Kevin Glears	Norfolk State (9/24/11)
4.	78	Robert Mitchell	Presbyterian (10/22/16)	1.	95	Steve McCoy	at Austin Peay (10/14/00)	5.	192	Mike Washington	Wofford (9/22/01)
78	London Johnson	Elon (9/22/18)	2.	92	Sheldon Evans	Austin Peay (10/13/01)	6.	187	Mike Washington	South Florida (11/2/02)	
6.	77	Brad Johnson	Methodist 1992	3.	87	Kameron Brown	Miss. Val. State 2017	7.	179	Alexus Ferguson	Hawai'i (9/22/07)
7.	76	Mike Holloway	at Liberty (11/12/16)	4.	86	Brad Moultrie	at Presbyterian (9/14/02)	8.	169	Kijana Thomas	West Virginia State (9/20/03)
8.	75	Mike Holloway	at Monmouth (9/24/16)	5.	85	Rhett Moore	Newberry 1993	9.	162	Tony Bines	Morgan State 1994
9.	73	Mike Holloway	at The Citadel (9/26/15)	6.	84	Jared Scotland	Kentucky State (9/3/16)	10.	156	Darius Hammond	at Charlotte (9/27/14)
10.	71	Eric Gomillion	UAB 1993	7.	81	Bryant Burch	Gardner-Webb (11/4/06)	<b>Most Total Tackles</b>			
<b>Passing Yards</b>				8.	80	Ande Goldsmith	South Carolina State (9/5/98)	1.	22	Coy Browning	Apprentice School 1992
1.	419	Collin Drafts	Allen (11/6/04)	80	Maurice Price	VMI (10/21/06)	2.	21	Jon Belk	Troy State (10/15/94)	
2.	406	Collin Drafts	Gardner-Webb (11/4/06)	10.	78	Mark Vail	North Greenville (9/19/98)	3.	20	Quentin Lee	Wofford 1995
406	Jake Sills	Austin Peay (10/13/01)	<b>All-Purpose Yards</b>				20	Jada Ross	North Greenville (9/30/06)		
4.	398	Eli Byrd	at North Greenville (9/29/07)	1.	388	Gerald Stevenson	Gardner-Webb (10/16/10)	20	Jada Ross	VMI (10/21/06)	
5.	397	Richard Mounce	Coastal Carolina (11/12/11)	2.	386	Darius Hammond	at Jacksonville State 2015	6.	19	Quentin Lee	at Presbyterian (9/14/96)
6.	396	Darren Swiggett	at The Citadel (11/21/02)	3.	302	Gerald Stevenson	at Wofford (9/6/08)	19	Quentin Lee	Ferrum 1995	
7.	382	Sidney Bryant	Presbyterian (11/10/07)	4.	278	D'Angelo Dereef	Morgan State 1993	8.	18	Jada Ross	Coastal Carolina (11/20/04)
8.	374	A.J. Toscano	Mars Hill (9/18/10)	5.	246	Gerald Stevenson	Mars Hill (9/18/10)	18	Sam Brown	at Wofford (11/17/96)	
9.	344	Jake Sills	Liberty (11/10/01)	6.	245	Andre Copeland	West Va. Wesleyan (10/15/05)	18	Sam Brown	at UAB (11/21/96)	
10.	342	Richard Mounce	Stony Brook (11/5/11)	241	Brad Moultrie	Austin Peay (10/13/01)	<b>Most Sacks</b>				
<b>Passing Touchdowns</b>				8.	240	Gerald Stevenson	at Stony Brook (10/18/08)	1.	4.0	Dennis Hamilton	Guilford (9/28/91)
1.	5	Collin Drafts	North Greenville (10/23/04)	9.	232	Nathan Perera	Stony Brook (11/5/11)	2.	3.0	Will Hunt	North Greenville (10/5/13)
5	Collin Drafts	at The Citadel (9/9/06)	232	Christian Reyes	at Liberty (11/15/14)	3.0	Ryan West	North Greenville (9/2/01)			
3.	4	15 Tied		10.	225	Alexius Ferguson	at Hawai'i (9/22/07)	3.0	Adrell Walker	Austin Peay (10/16/99)	
<b>Completion Percentage (min. 12 attempts)</b>				<b>Points Scored</b>				3.0	Reggie Carr	Morehead State 1995	
1.	92.9	Shane Bucenell	Presbyterian (10/22/16)	1.	24	Teddy Allen	Presbyterian (10/20/12)	5.	2.5	Okeba Rollinson	The Citadel (9/9/06)
2.	85.0	Austin Brown	at Charlotte (9/27/14)	24	Andre Copeland	West Va. Wesleyan (10/15/05)	2.5	Matt Woods	Presbyterian (11/7/09)		
3.	82.8	Collin Drafts	Allen University (11/6/04)	24	Maurice Price	Savannah State (10/22/05)	2.5	Anthony Ellis	Point 2017		
4.	82.4	Shane Bucenell	Point 2017	24	Christian Reyes	at Charlotte (9/27/14)	2.5	Solomon Brown	Savannah State 2017		
5.	82.1	Collin Drafts	at Gardner-Webb (11/5/05)	5.	20	Gerald Stevenson	Gardner-Webb (10/16/10)	2.5	Anthony Ellis	at Gardner-Webb 2017	
6.	80.8	A.J. Toscano	Savannah State (10/3/09)	6.	18	Five Tied		<b>Most Tackles For Loss</b>			
7.	80.0	Jake Sills	Guilford (9/2/00)	<b>Longest Field Goal Made</b>				1.	5.5	Anthony Ellis	at Gardner-Webb 2017
80.0	Jake Sills	at Wofford (9/22/01)	1.	51	John Paglia	Stony Brook (11/14/09)	5.5	Solomon Brown	at The Citadel (11/29/18)		
80.0	Andrew Trudnowski	at Kentucky (11/6/10)	2.	50	Tyler Tekac	Gardner-Webb (11/10/18)	3.	5.0	Dennis Hamilton	Guilford 1991	
10.	79.2	A.J. Toscano	at VMI (10/31/09)	3.	49	Tyler Tekac	Point 2017	5.0	Will Hunt	Jacksonville (9/17/11)	
				49	Tyler Tekac	at Campbell (11/17/18)	5.0	Gary Hamby	South Florida (10/31/98)		
				5.	48	John Paglia	at Wofford (9/6/08)	5.0	Reggie Carr	Presbyterian (9/14/96)	
				48	Nick Ellis	at Hawai'i (9/22/07)	7.	4.5	Okeba Rollinson	The Citadel (9/9/06)	
				48	Tyler Tekac	Miss. Val. State 2017	4.5	Solomon Brown	at Savannah State (10/6/18)		
				8.	47	Nick Ellis	at Jacksonville (9/18/04)	9.	4.0	Eight with 4.0 TFL	
				47	Josh Waters	Samford (10/20/01)					
				47	John Paglia	Savannah State (10/3/09)					
				47	Clint Kelly	ETSU 1998					
				47	Clint Kelly	Elon 1999					

**CHARLESTON SOUTHERN INDIVIDUAL SINGLE SEASON RECORDS**

**Rushing Yards**

1.	1254	Christian Reyes	2013
2.	946	Christian Reyes	2014
3.	881	Mike Holloway	2016
4.	856	Darius Hammond	2015
5.	774	Vinson Blain	1998
6.	731	Mike Holloway	2015
7.	721	Andre Copeland	2005
8.	647	D'Angelo Dereef	1994
9.	626	Eric Gomillion	1993
10.	606	Laron Gordon	1991

**Receptions**

1.	103	Maurice Price	2006
2.	80	Aaron Dunklin	2003
3.	72	Maurice Price	2005
4.	69	Dee Brown	2007
	69	Eddie Gadson	2004
6.	59	Brad Moultrie	2001
7.	55	Gerald Stevenson	2009
8.	54	Gerald Stevenson	2010
	54	Harry Seabrook	2004
10.	51	Luke Turner	2001

**Extra Points Made**

1.	43	Tyler Tekac	2016
2.	36	David Kennedy	2014
3.	35	Nick Ellis	2005
4.	33	Nick Ellis	2006
5.	29	Nick Ellis	2007
	29	Nick Ellis	2004
	29	Jason Trussell	2000
8.	28	John Paglia	2009
	28	Clint Kelly	1998
	28	Tyler Tekac	2017

**Rushing Attempts**

1.	245	Christian Reyes	2013
2.	180	Vinson Blain	1998
3.	179	Christian Reyes	2014
4.	177	D'Angelo Dereef	1994
5.	163	Collin Drafts	2003
6.	158	Andre Copeland	2005
7.	149	Laron Gordon	1991
8.	145	Darius Hammond	2015
9.	140	Brad Johnson	1992
10.	133	Brooks Combs	1998

**Receiving Touchdowns**

1.	10	Maurice Price	2006
	10	Brad Johnson	1994
3.	9	Eddie Gadson	2004
	9	Gerald Stevenson	2008
	9	Dee Brown	2007
6.	7	Maurice Price	2005
	7	Ande Goldsmith	1998
8.	6	Aaron Dunklin	2003
	6	Kevin Glears	2013
	6	Kameron Brown	2016
	6	Aaron Dunklin	2002

**Extra Point Percentage (min. 15 made)**

1.	1.000	Andy Brown (19-19)	2010
2.	.967	Jason Trussell (29-30)	2000
	.967	Nick Ellis (29-30)	2007
4.	.965	Clint Kelly (28-29)	1998
	.965	Tyler Tekac (28-29)	2017
6.	.956	Tyler Tekac (43-45)	2016
7.	.947	Darren Swiggett (18-19)	2003
8.	.946	Nick Ellis (35-37)	2005
9.	.943	Nick Ellis (33-35)	2006
10.	.933	John Paglia (28-30)	2009

**Rushing Touchdowns**

1.	12	Mike Holloway	2015
2.	9	Christian Reyes	2013
	9	Teddy Allen	2012
	9	Mike Holloway	2015
	9	Mike Holloway	2016
	9	Collin Drafts	2005
7.	8	DeMarcus Moon	2010
	8	Christian Reyes	2014
	8	Noah Shuler	2017
10.	7	Four Times	

**Total Offense**

1.	3,178	Collin Drafts	2006
2.	2,772	Collin Drafts	2005
3.	2,652	Collin Drafts	2004
4.	2,463	Jake Sills	2001
5.	2,417	A.J. Toscano	2009
6.	2,149	Tribble Reese	2008
7.	2,102	Austin Brown	2014
8.	1,969	Collin Drafts	2003
9.	1,909	Brooks Combs	1998
10.	1,803	Eli Byrd	2007

**Field Goals Made**

1.	16	John Paglia	2009
2.	12	Tyler Tekac	2018
3.	11	Josh Waters	2001
	11	Nick Ellis	2007
	11	David Kennedy	2014
6.	10	John Paglia	2008
7.	9	Mark Deboy	2013
	9	Andy Brown	2011
	9	Dennis Decker	1993
	9	Clint Kelly	1998

**Passing Yards**

1.	2665	Collin Drafts	2006
2.	2594	Collin Drafts	2005
3.	2532	Collin Drafts	2004
4.	2297	Jake Sills	2001
5.	2092	A.J. Toscano	2009
6.	2043	Tribble Reese	2008
7.	1977	Collin Drafts	2003
8.	1848	Austin Brown	2014
9.	1546	Eli Byrd	2007
10.	1490	Darren Swiggett	2002

**Touchdowns Responsible For**

1.	29	Collin Drafts	2005
2.	28	Collin Drafts	2006
3.	25	Tribble Reese	2008
4.	22	Collin Drafts	2004
5.	19	Shane Bucenell	2016
6.	16	Austin Brown	2014
	16	Malcolm Dixon	2012
	16	A.J. Toscano	2009
9.	14	Jake Sills	2001
10.	13	Eli Byrd	2007

**Field Goal Percentage (min. 5 made)**

1.	75.0	Mark Deboy (9-12)	2013
2.	72.7	John Paglia (16-22)	2009
3.	71.4	John Paglia (10-14)	2008
4.	70.0	Tyler Tekac (7-10)	2017
5.	69.2	Andy Brown (9-13)	2011
	69.2	Clint Kelly (9-13)	1998
	69.2	Dennis Decker (9-13)	1993
8.	68.8	Josh Waters (11-16)	2001
9.	66.7	Nick Ellis (6-9)	2006
	66.7	Tyler Tekac (12-18)	2018

**Passing Touchdowns**

1.	23	Tribble Reese	2008
2.	21	Collin Drafts	2006
	21	Collin Drafts	2004
4.	20	Collin Drafts	2005
5.	15	Shane Bucenell	2016
6.	12	A.J. Toscano	2009
	12	Jake Sills	2001
8.	11	Eli Byrd	2007
	11	Collin Drafts	2003
	11	Austin Brown	2014
	11	Austin Brown	2015

**All Purpose Yards**

1.	1,832	Darius Hammond	2015
2.	1,830	Gerald Stevenson	2008
3.	1,700	Gerald Stevenson	2010
4.	1,452	Gerald Stevenson	2009
5.	1,347	Darius Hammond	2016
6.	1,289	Christian Reyes	2013
7.	1,247	Aaron Dunklin	2003
8.	1,246	D'Angelo Dereef	1993
9.	1,241	Kijana Thomas	2003
10.	1,235	D'Angelo Dereef	1992

**Completion Percentage (min. 100 attempts)**

1.	69.9	Collin Drafts	2006
2.	62.4	Collin Drafts	2004
3.	61.0	Tribble Reese	2008
4.	61.0	Collin Drafts	2005
5.	60.7	A.J. Toscano	2010
6.	59.3	Shane Bucenell	2016
7.	58.2	Sidney Bryant	2007
8.	58.1	A.J. Toscano	2009
9.	57.6	Darren Swiggett	2002
10.	56.7	Daniel Croghan III	2013

**Points Scored**

1.	78	Mike Holloway	2015
2.	76	John Paglia	2009
3.	69	David Kennedy	2014
4.	68	Mike Holloway	2016
	68	Gerald Stevenson	2008
	68	Brad Johnson	1994
7.	62	Nick Ellis	2007
8.	60	Maurice Price	2006
9.	59	Tyler Tekac	2018
10.	58	Josh Waters	2001

**Receiving Yards**

1.	1063	Harry Seabrook	2003
2.	1043	Maurice Price	2005
3.	985	Maurice Price	2006
4.	898	Dee Brown	2007
5.	865	Brad Moultrie	2001
6.	792	Eddie Gadson	2004
7.	777	Gerald Stevenson	2010
8.	762	Ande Goldsmith	1998
9.	729	Harry Seabrook	2004
10.	724	Gerald Stevenson	2009

**Touchdowns**

1.	13	Mike Holloway	2015
2.	11	Mike Holloway	2016
	11	Gerald Stevenson	2008
	11	Brad Johnson	1994
4.	10	Maurice Price	2006
5.	9	Eddie Gadson	2004
	9	Teddy Allen	2012
	9	DeMarcus Moon	2010
	9	Christian Reyes	2014
	9	Collin Drafts	2005
	9	Dee Brown	2007
	9	Christian Reyes	2013

**CHARLESTON SOUTHERN INDIVIDUAL SINGLE SEASON RECORDS**

**Highest Punt Yard Average (min. 25 punts)**

1.	43.9 (61-2679)	Clay Williams	1998
2.	43.1 (80-3448)	Clay Williams	1997
3.	41.4 (64-2651)	Kyle Reighard	2017
4.	40.9 (66-2698)	Kyle Reighard	2018
5.	39.7 (60-2380)	Clay Williams	1996
6.	38.8 (73-2832)	Clay Williams	1995
7.	38.5 (45-1734)	Adam Resnick	2002
8.	38.5 (67-2577)	Andy Brown	2011
9.	38.0 (71-2698)	Jason Trussell	2000
10.	37.7 (27-1019)	Hart Pearson	2006

**Punt Return Yard Average (min. 10 returns)**

1.	15.5 (14-217)	Darius Hammond	2015
2.	13.8 (16-221)	Darius Hammond	2014
3.	13.6 (19-258)	C.J. Hirschman	2006
4.	11.8 (16-188)	Taz Lindsey	2018
5.	10.7 (21-225)	Darius Hammond	2016
6.	10.6 (17-181)	Aaron Latino	1998
7.	10.5 (14-147)	Charles James	2012
8.	10.4 (20-208)	Mike Washington	2002
9.	10.2 (14-143)	Tavares Shorter	2005
10.	10.0 (16-160)	Taz Lindsey	2017

**Punt Returns**

1.	31	Aaron Latino	1999
	31	D'Angelo Dereef	1992
3.	28	Mark Vail	2000
4.	23	Eddie Gadson	2004
5.	21	Darius Hammond	2016
6.	20	Mike Washington	2002
7.	19	C.J. Hirschman	2006
	19	Charles James	2011
9.	17	D'Angelo Dereef	1991
	17	Aaron Latino	1998

**Punt Return Touchdowns**

1.	1	Fourteen Tied	
----	---	---------------	--

**Kick Return Yard Average (min. 10 returns)**

1.	33.7 (15-506)	Darius Hammond	2016
2.	28.6 (10-286)	Eric Gomillion	1993
3.	28.5 (14-399)	Larry Stroud	1998
4.	28.4 (10-284)	Deon Lee	2009
5.	27.9 (22-613)	Gerald Stevenson	2010
6.	26.9 (24-645)	Mike Washington	2001
7.	26.6 (27-718)	Tony Bines	1994
8.	25.9 (15-388)	Aaron Latino	1998
9.	25.2 (33-831)	Mike Washington	2002
10.	24.9 (37-921)	Gerald Stevenson	2008

**Kick Returns**

1.	50	Kijana Thomas	2003
2.	37	Gerald Stevenson	2008
3.	33	Mike Washington	2002
4.	28	Darius Hammond	2015
5.	27	Tony Bines	1994
	27	D'Angelo Dereef	1992
7.	25	Darius Hammond	2014
8.	24	Five Tied	

**Kick Return Touchdowns**

1.	3	Gerald Stevenson	2010
2.	2	Mike Washington	2001
3.	1	Mike Washington	2002
	1	Deon Lee	2009
	1	Antwan Smalls	2000
	1	Tavares Shorter	2005
	1	James Allen	2018

**Interception Return Yards**

1.	208	James Allen	2018
2.	117	Philip Ashley	2008
3.	103	Antwain Harvey	2009
4.	99	Jon Carmon	2007
5.	87	Lorenzo Mathis	2015
6.	86	Tony Robinson	2000
7.	79	Charles James	2009
8.	64	Charles James	2011
9.	59	Josh Mitchell	2006
	59	Davion Anderson	2014

**Interceptions**

1.	6	Philip Ashley	2008
	6	Charles James	2010
	6	James Allen	2018
4.	5	Mike Washington	2002
5.	4	Nick Nester	2002
	4	Troy McGowens	2016
	4	Jon Carmon	2006
	4	Malcolm Jackson	2014
	4	Troy McGowens	2014
	4	Ruben Potts	1996
	4	Lamont Witherspoon	1994

**Interception Return Touchdowns**

1.	3	James Allen	2018
2.	1	Tony Robinson	2000
	1	Darius Jackson	2006
	1	Josh Mitchell	2006
	1	Lorenzo Mathis	2015
	1	Dylan Black	2014
	1	Antoni Simmons	1998
	1	Davion Anderson	2014
	1	Jay Beech	2001
	1	Charles James	2009
	1	Matt Bach	2009
	1	Antwain Harvey	2009
	1	Solomon Brown	2015
	1	Okeba Rollins	2005
	1	Elijah Lee	2013
	1	Jonathan Slaton	2018

**Pass Breakups (since 1994)**

1.	12	Malcolm Jackson	2015
	12	Shadarious Hopkins	2017
3.	11	Omar Payne	1998
	11	Charles James	2011
5.	10	Mike Washington	2002
	10	Troy McGowens	2014
	10	Shadarious Hopkins	2016
	10	James Allen	2018
9.	9	Ruben Potts	1996
	9	Tim Smith	2002
	9	Malcolm Jackson	2012

**Fumble Return Yards**

1.	95	Chris King	1996
	95	Chris King	1997
3.	85	Gabe Middlebrook	2014
4.	77	Jada Ross	2007
5.	72	Antonio Simmons	1998
6.	61	Anthony Ellis	2015
	61	T.J. Mawhinney	1999
8.	53	Okeba Rollinson	2007
	53	Aaron Brown	2015
10.	43	Matt Bach	2009

**Fumble Recoveries**

1.	2	Tony Robinson	2000
	2	Quentin Lee	1996
	2	Andre Key	1997
	2	Andre Keu	1996
	2	Quentin Lee	1997
6.	1	26 Tied	

**Fumble Return Touchdowns**

1.	1	T.J. Mawhinney	1999
	1	Antonio Simmons	1998
	1	Jada Ross	2007
	1	Gabe Middlebrook	2014
	1	Chris King	1996
	1	Ryan West	2001
	1	Chris King	1997
	1	Tony Robinson	2000
	1	Aaron Brown	2015
	1	Okeba Rollinson	2007
	1	Dylan Black	2013
	1	Anthony Ellis	2015
	1	Philip Ashley	2007
	1	Alexius Ferguson	2007
	1	Garris Schwarting	2018

**Forced Fumbles**

1.	5	Chris King	1997
	5	Chris King	1996
3.	4	Luvert Smith	1996
	4	Luvert Smith	1997
5.	3	Tim Smith	2003
	3	Okeba Rollinson	2006
	3	Joel Walton	2009
	3	Calvin Bryant	2013
	3	Shadarious Hopkins	2018
9.	2	22 Tied	

**Fumbles Recovered**

1.	3	Latroy Robinson	2000
	3	J.D. Sosebee	2018
2.	2	29 Tied	

**Total Tackles**

1.	131	Jada Ross	2007
2.	128	Jada Ross	2005
3.	127	Jada Ross	2006
4.	118	Coy Browning	1992
5.	105	Jonna Lee	2003
6.	104	Sam Brown	1996
7.	99	Quentin Lee	1995
8.	98	Andre Key	1995
9.	96	Quentin Lee	1996
10.	91	Bill Barteld	1994

**Tackles For Loss**

1.	21.0	Anthony Ellis	2015
2.	17.0	Gary Hamby	1998
	17.0	Solomon Brown	2018
4.	16.0	Anthony Ellis	2016
	16.0	Anthony Ellis	2017
6.	15.0	Dennis Justiniani	2006
	15.0	Josh Bender	1998
8.	14.5	Solomon Brown	2016
9.	14.0	Dennis Hamilton	1994
	14.0	Solomon Brown	2015

**Sacks**

1.	11.0	Dennis Hamilton	1991
2.	9.0	Gary Hamby	1998
	9.0	Anthony Ellis	2017
4.	8.0	Anthony Ellis	2015
	8.0	Dennis Hamilton	1994
6.	7.0	Anthony Ellis	2016
	7.0	Bill Barteld	1992
	7.0	Adrell Walker	2001
	7.0	Solomon Brown	2015
10.	6.5	Jake Killeen	2008
	6.5	Johnny Robinson	2017

**Blocked Kicks**

1.	3	Jada Ross	2007
2.	2	Kenny Johnson	2010
	2	Antwain Harvey	2009
4.	1	41 Tied	

CHARLESTON SOUTHERN INDIVIDUAL CAREER RECORDS

**Rushing Yards**

1.	2623	Mike Holloway	2013-16
2.	2200	Christian Reyes	2013-14
3.	1741	D'Angelo Dereef	1991-94
4.	1539	Darius Hammond	2013-16
5.	1448	Ben Robinson	2013-16
6.	1441	Vinson Blain	1997-00
7.	1419	Travis Mays	2000-04
8.	1363	DeMarcus Moon	2007-10
9.	1329	Laron Gordon	1991-93
10.	1277	Malcolm Dixon	2010-13

**Receiving Yards**

1.	2429	Maurice Price	2004-06
2.	2140	Gerald Stevenson	2007-10
3.	1786	Aaron Dunklin	2002-03
4.	1736	Markus Murry	2005-08
5.	1684	Nathan Perera	2010-15
6.	1426	Ande Goldsmith	1996-99
7.	1385	Brad Moultrie	2000-02
8.	1220	Kwame Krakue	2007-10
9.	<b>1111</b>	<b>Kameron Brown</b>	<b>2016-pres.</b>
10.	1017	Colton Korn	2013-16

**Touchdowns**

1.	31	Mike Holloway	2013-16
2.	24	Gerald Stevenson	2007-10
3.	19	Maurice Price	2004-06
4.	19	Brad Johnson	1992-94
4.	18	Christian Reyes	2013-14
5.	17	Collin Drafts	2003-06
17		D'Angelo Dereef	1991-94
17		Darius Hammond	2013-16
8.	15	Robert Adams	2003-06
9.	14	Ben Robinson	2013-16
10.	13	Vinson Blain	1997-00

**Rushing Attempts**

1.	505	Collin Drafts	2003-06
2.	424	Christian Reyes	2013-14
3.	385	D'Angelo Dereef	1991-94
4.	372	Travis Mays	2000-04
5.	341	Mike Holloway	2013-16
6.	339	Laron Gordon	1991-93
7.	338	Vinson Blain	1997-00
8.	317	Malcolm Dixon	2010-13
9.	305	DeMarcus Moon	2007-10
10.	280	Darius Hammond	2013-16

**Receptions**

1.	202	Maurice Price	2004-06
2.	166	Gerald Stevenson	2007-10
3.	125	Aaron Dunklin	2002-03
4.	122	Nathan Perera	2010-15
5.	118	Markus Murry	2005-08
6.	104	Brad Moultrie	2000-02
7.	102	Ande Goldsmith	1996-99
8.	97	Harry Seabrook	2000-04
9.	96	Heath Siemon	1993-97
10.	92	Kwame Krakue	2007-10

**Extra Points Made**

1.	127	Nick Ellis	2003-07
2.	121	Tyler Tekac	2015-18
3.	56	John Paglia	2007-10
4.	39	T.J. Higgins	2011-13
5.	36	David Kennedy	2014-16
6.	33	Andy Brown	2008-11
7.	29	Jason Trussell	1999-00
8.	26	Clint Kelly	1996-99
9.	25	Josh Waters	2000-01
10.	23	Darren Swiggett	2002-04

**Rushing Touchdowns**

1.	26	Mike Holloway	2013-16
2.	17	Christian Reyes	2013-14
3.	17	Collin Drafts	2003-06
4.	15	Robert Adams	2003-06
5.	14	D'Angelo Dereef	1991-94
14		Darius Hammond	2013-16
7.	13	Ben Robinson	2013-16
8.	12	Vinson Blain	1997-00
10.	11	DeMarcus Moon	2007-10
11		Travis Mays	2000-04
11		Teddy Allen	2010-13

**Receiving Touchdowns**

1.	19	Maurice Price	2004-06
2.	15	Gerald Stevenson	2007-10
3.	12	Aaron Dunklin	2002-03
12		Markus Murry	2005-08
12		Ande Goldsmith	1996-99
12		Nathan Perera	2010-15
7.	11	Kenny Dinkins	2014-18
8.	10	Brad Johnson	1992-94
10		Eddie Gadsen	2003-04
10.	9	Dee Brown	2007-08

**Extra Point Percentage**

1.	100.0	Joel Blaschke	1996-97
100.0		Cameron Mitchell	2011-13
3.	96.7	Jason Trussell	1999-00
4.	95.1	T.J. Higgins	2011-13
5.	94.1	Nick Ellis	2003-07
6.	92.6	Josh Waters	2000-01
7.	91.7	Tyler Tekac	2015-18
8.	91.6	Andy Brown	2008-11
9.	90.0	David Kennedy	2014-16
10.	85.7	Adam Resnick	2000-02

**Passing Yards**

1.	9768	Collin Drafts	2003-06
2.	3249	Austin Brown	2014-15
3.	3232	A.J. Toscano	2008-10
4.	3099	Jake Sills	2000-01
5.	2907	Brooks Combs	1996-99
6.	2764	Malcolm Dixon	2010-13
7.	2068	Andy Tarr	1996-97
8.	2043	Tribble Reese	2008
9.	1837	Shane Bucenell	2016-17
10.	1617	Eli Byrd	2005-07

**Total Offense**

1.	10,571	Collin Drafts	2003-06
2.	4,026	Malcolm Dixon	2010-13
3.	3,650	Austin Brown	2014-15
4.	3,629	A.J. Toscano	2008-10
5.	3,537	Jake Sills	2000-01
6.	3,347	Brooks Combs	1996-99
7.	2,623	Mike Holloway	2013-16
8.	2,326	Shane Bucenell	2016-17
9.	2,288	Andy Tarr	1996-97
10.	2,245	London Johnson	2015-18

**Field Goals Made**

1.	30	Tyler Tekac	2015-2018
2.	29	John Paglia	2007-10
29		Nick Ellis	2003-07
4.	24	Clint Kelly	1996-99
5.	12	Mark Deboy	2011-13
12		David Kennedy	2014-17
7.	11	Josh Waters	2000-01
11		Dennis Decker	1991-94
9.	10	Andy Brown	2008-11
10.	6	Jason Trussell	1999-00

**Passing Touchdowns**

1.	73	Collin Drafts	2003-06
2.	23	Tribble Reese	2008
3.	22	A.J. Toscano	2008-10
22		Malcolm Dixon	2010-13
22		Austin Brown	2014-15
6.	21	Shane Bucenell	2016-17
7.	15	Jake Sills	2000-01
8.	13	Brooks Combs	1996-99
9.	12	Eli Byrd	2005-07
10.	11	Sidney Bryant	2004-07

**Touchdowns Responsible For**

1.	90	Collin Drafts	2003-06
2.	32	Malcolm Dixon	2010-13
3.	28	Mike Holloway	2013-16
4.	26	A.J. Toscano	2008-10
26		Gerald Stevenson	2007-10
6.	25	Tribble Reese	2008
7.	24	Austin Brown	2014-15
8.	22	Jake Sills	2000-01
9.	20	Andy Tarr	1996-97
10.	19	Shane Bucenell	2016
19		Maurice Price	2004-06
19		London Johnson	2015-18

**Field Goal Percentage (min. 10 made)**

1.	75.0	Mark Deboy (12-16)	2011-13
2.	71.4	Andy Brown (10-14)	2008-11
3.	68.8	Josh Waters (11-16)	2000-01
4.	66.7	Tyler Tekac (30-45)	2015-18
5.	65.9	John Paglia (29-44)	2007-10
6.	64.4	Nick Ellis (29-45)	2003-07
7.	63.2	David Kennedy (12-19)	2014-17
8.	54.5	Clint Kelly (24-44)	1996-99

**Completion Percentage**

1.	62.0	Collin Drafts	2003-06
2.	61.0	Tribble Reese	2008
3.	59.0	A.J. Toscano	2008-10
4.	58.3	Sidney Bryant	2004-07
5.	57.6	Darren Swiggett	2002,04
6.	56.7	Daniel Croghan III	2013-15
7.	56.3	Eli Byrd	2005-07
8.	55.4	Jake Sills	2000-01
9.	54.9	Travis Cunningham	2000-01
10.	53.7	Shane Bucenell	2016-17

**All Purpose Yards**

1.	5,684	Gerald Stevenson	2007-10
2.	4,407	Darius Hammond	2013-16
3.	3,794	D'Angelo Dereef	1991-94
4.	3,288	Mike Holloway	2013-16
5.	2,436	Maurice Price	2004-06
6.	2,343	Christian Reyes	2013-14
7.	2,210	Ande Goldsmith	1996-99
8.	2,023	Aaron Dunklin	2002-03
9.	1,973	Travis Mays	2000-04
10.	1,858	Markus Murry	2005-08

**Punt Average (min. 35 punts)**

1.	41.4 (274-11,339)	Clay Williams	1995-98
2.	<b>41.1 (131-5378)</b>	<b>Kyle Reighard</b>	<b>2016-pres.</b>
3.	38.5 (45-1734)	Adam Resnick	2002
4.	37.6 (64-2404)	Hart Pearson	2005-06
5.	37.1 (39-1447)	Cameron Mitchell	2013
6.	36.8 (35-1288)	Josh Waters	2001
7.	36.5 (225-8212)	Truett Burns	2013-16
8.	36.3 (43-1561)	Phil Hatcher	1992
9.	36.3 (123-4465)	Jason Trussell	1999-00
10.	36.2 (223-8079)	Andy Brown	2008-11

**Points Scored**

1.	214	Nick Ellis	2003-07
2.	211	Tyler Tekac	2015-2018
3.	188	Mike Holloway	2013-16
4.	150	Gerald Stevenson	2007-10
5.	143	John Paglia	2007-10
143		Clint Kelly	1996-99
7.	116	Maurice Price	2004-06
116		Brad Johnson	1992-94
9.	108	Christian Reyes	2013-14
10.	102	Three Tied	

CHARLESTON SOUTHERN INDIVIDUAL CAREER RECORDS

**Punt Return Yard Average (min. 15 returns)**

1.	13.0 (51-663)	Darius Hammond	2013-16
2.	10.9 (32-348)	Taz Lindsey	2017-2018
3.	10.8 (26-280)	C.J. Hirschman	2004-07
4.	9.7 (34-330)	Charles James	2009-12
5.	9.5 (21-200)	Gerald Stevenson	2007-10
6.	8.9 (34-304)	Mike Washington	2001-02
7.	7.3 (23-167)	Eddie Gadson	2003-04
8.	7.1 (59-416)	D'Angelo Dereef	1991-94
9.	6.8 (48-328)	Aaron Latino	1998-99
10.	5.8 (28-161)	Mark Vail	1998-00

**Punt Returns**

1.	59	D'Angelo Dereef	1991-94
2.	51	Darius Hammond	2013-16
3.	48	Aaron Latino	1998-99
4.	34	Mike Washington	2001-02
	34	Charles James	2009-12
6.	32	Taz Lindsey	2017-18
7.	28	Mark Vail	1998-00
8.	26	C.J. Hirschman	2004-07
9.	23	Eddie Gadson	2004
10.	21	Gerald Stevenson	2007-10

**Punt Return Touchdowns**

1.	2	Ken Mance	1996-98
2.	1	12 Tied	

**Kick Return Yard Average (min. 15 returns)**

1.	26.6 (27-718)	Tony Bines	1994
2.	25.9 (57-1476)	Mike Washington	2001-02
3.	24.7 (84-2075)	Darius Hammond	2013-16
4.	24.5 (18-441)	Deon Lee	2009-10
5.	24.0 (102-2449)	Gerald Stevenson	2007-10
6.	23.2 (15-348)	Troy McGowens	2011-14
7.	22.9 (27-618)	Tavares Shorter	2003-05
8.	22.8 (51-1163)	Kijana Thomas	2003-04
9.	22.6 (38-859)	Aaron Latino	1998-99
10.	20.7 (32-662)	Kevin Glears	2011-13

**Kick Returns**

1.	102	Gerald Stevenson	2007-10
2.	70	Darius Hammond	2013-16
3.	57	Mike Washington	2000-02
4.	50	Kijana Thomas	2002-03
5.	44	Terrel Mitchel	1996-97
6.	35	Aaron Latino	1998-99
7.	33	Taz Lindsey	2017-18
8.	32	Kevin Glears	2011-13,15
9.	27	Tavares Shorter	2004-05
10.	26	Larry Stroud	1998-99

**Kick Return Touchdowns**

1.	3	Gerald Stevenson	2007-10
	3	Mike Washington	2000-02
3.	1	Deon Lee	2009-10
	1	Antwan Smalls	1999-00
	1	Tavares Shorter	2004-05
	1	James Allen	2017-18

**Interception Return Yards**

1.	208	James Allen	2017-18
2.	170	Philip Ashley	2006-08
3.	147	Charles James	2009-12
4.	123	Jonathan Carmon	2004-07
5.	103	Antwain Harvey	2009
6.	99	Josh Mitchell	2004-08
7.	87	Lorenzo Mathis	2013-16
8.	86	Tony Robinson	1999-02
9.	72	Sekwan Jenkins	2017
10.	62	Corbin Jackson	2012-16

**Interceptions**

1.	12	Charles James	2009-12
2.	11	Philip Ashley	2006-08
3.	10	Troy McGowens	2013-16
4.	7	Jonathan Carmon	2004-07
	7	C.J. Hirschman	2004-07
	7	Jon Belk	1991-94
	7	Tavares Shorter	2003-05
8.	6	David Misher	2004-07
	6	Malcolm Jackson	2012-15
	6	James Allen	2017-18
	6	Shadarius Hopkins	2015-18

**Interception Return Touchdowns**

1.	3	James Allen	2017-18
2.	1	Antonio Simmons	1998
	1	David Jackson	2003-06,08-10
	1	Lorenzo Mathis	2013-16
	1	Okeba Rollinson	2005
	1	Antwain Harvey	2009
	1	Tony Robinson	1999-02
	1	Elijah Lee	2012-13
	1	Josh Mitchell	2004-08
	1	Matt Bach	2007-09
	1	Davion Anderson	2014-15
	1	Charles James	2009-12
	1	Jay Beech	2000-02
	1	Dylan Black	2011-14
	1	Solomon Brown	2014-18
	1	Sekwan Jenkins	2017
	1	Jonathan Slaton	2014, 16-18

**Pass Breakups (since 1994)**

1.	38	Malcolm Jackson	2012-15
2.	37	Charles James	2009-12
3.	33	Shadarius Hopkins	2015-18
4.	32	Troy McGowens	2013-16
5.	31	Omar Payne	1995-99
6.	26	Ruben Potts	1996-97
7.	20	Chris Kuzdale	2008-11
8.	19	James Allen	2017-18
	19	Tim Smith	2001-03
	19	Philip Ashley	2006-08

**Fumble Return Yards**

1.	190	Chris King	1996-98
2.	85	Gabe Middlebrook	2010-14
3.	77	Jada Ross	2004-07
4.	72	Antonio Simmons	1998
5.	61	T.J. Mawhinney	1999
	61	Anthony Ellis	2014-16
7.	60	J.D. Sosebee	2015-pres.
8.	53	Aaron Brown	2012-15
	53	Okeba Rollinson	2004,06-08
10.	43	Matt Bach	2007-09

**Fumble Returns**

1.	4	Andre Key	1996-98
	4	Quentin Lee	1996-97
3.	2	Chris King	1996-98
	2	Tony Robinson	1999-02
	2	John Wood	1996-97
	2	C.J. White	1996-97
7.	1	20 Tied	

**Fumble Return Touchdowns**

1.	2	Chris King	1996-98
2.	1	Gabe Middlebrook	2010-14
	1	Tony Robinson	1999-02
	1	Ryan West	2000-01
	1	Aaron Brown	2012-15
	1	Alexius Ferguson	2004-07
	1	Philip Ashley	2006-08
	1	Okeba Rollinson	2004,06-08
	1	T.J. Mawhinney	1999
	1	Anthony Ellis	2014-16
	1	Dylan Black	2011-14
	1	Antonio Simmons	1998
	1	Jada Ross	2004-07
	1	Garris Schwarting	2016-pres.

**Forced Fumbles**

1.	10	Chris King	1996-98
2.	8	Luvert Smith	1996-97
3.	7	Anthony Ellis	2014-17
3.	5	Chris Kuzdale	2008-11
	5	Joel Walton	2009-10
	5	Josh Mitchell	2004-08
	5	Tim Smith	2000-03
	5	Solomon Brown	2015-18
7.	4	Seven Tied	

**Fumbles Recovered**

1.	7	Okeba Rollinson	2004-08
2.	6	Latroy Robinson	1998-00
3.	5	Wallace Campbell	1991-94
	5	Josh Fagan	1999-00,03
	5	Isaac Lowrance	2010-14
6.	4	Eight Tied	

**Total Tackles**

1.	454	Jada Ross	2004-07
2.	295	Jonna Lee	2003,05-07
3.	292	Coy Browning	1991-93
4.	286	Solomon Brown	2015-18
5.	279	Josh Mitchell	2004-08
6.	271	Dennis Hamilton	1991-94
7.	268	Jon Belk	1991-94
8.	257	Quentin Lee	1993-96
9.	250	Bill Barteld	1991-94
10.	243	Aaron Brown	2012-15

**Tackles For Loss**

1.	52.0	Anthony Ellis	2014-17
2.	51.0	Solomon Brown	2015-18
3.	38.0	Dennis Hamilton	1991-94
4.	34.5	Jonna Lee	2003,05-07
5.	34.0	Gary Hamby	1995-98
6.	33.0	Jada Ross	2004-07
7.	27.0	Bill Barteld	1991-94
8.	25.0	Chris King	1995-98
9.	24.0	Josh Bender	1996-99
	24.0	Garrett Plyler	1997-00
	24.0	Chris Patrick	2006-10
	24.0	Johnny Robinson	2015-18

**Sacks**

1.	25.0	Anthony Ellis	2014-17
2.	17.0	Solomon Brown	2015-18
3.	13.0	Adrell Walker	1999-01
	13.0	Will Hunt	2009-13
5.	11.0	Gary Hamby	1995-98
	11.0	Jake Killeen	2007-08
7.	10.0	Johnny Robinson	2015-18
8.	9.0	Chris King	1996-98
	9.0	Ryan West	2000-01
	9.0	Joel Walton	2009-10

**Blocked Kicks**

1.	4	Jada Ross	2004-07
2.	3	Kenny Johnson	2009-12
3.	2	Damian Dixon	2012-13
	2	Marvin Gilmore	1996-97
	2	Antwain Harvey	2009
	2	C.J. White	1996-97
7.	1	30 Tied	

CHARLESTON SOUTHERN TEAM GAME RECORDS

**Most Carries**

1.	66	Morgan State	1993
	66	at Coastal Carolina	(10/1/16)
	66	VMI	(10/13/12)
4.	64	Lees-McRae	1993
5.	62	at Appalachian State	(9/28/13)
6.	61	Charlotte	(10/26/13)
	61	at Charlotte	(9/27/14)
8.	60	at Monmouth	(11/1/14)
	60	Guilford	(9/2/00)
	60	at Troy	(9/12/15)

**Most Net Yards Rushing**

1.	417	Guilford	(9/2/00)
2.	409	Edward Waters	(10/27/12)
3.	405	Kentucky State	(9/3/16)
4.	397	West Virginia Wesleyan	(10/15/05)
5.	383	Morgan State	1993
6.	375	Charlotte	(10/26/13)
7.	359	at Liberty	(11/14/14)
	359	Mississippi Valley State	2017
9.	354	North Greenville	(10/5/13)
10.	353	Lees-McRae	1993

**Most Rushing Touchdowns Scored**

1.	8	Guilford	(9/2/00)
2.	7	West Virginia Wesleyan	(10/15/05)
3.	6	Point	(8/28/14)
	6	Kentucky State	(9/3/16)
5.	5	10 Times	

**Most Passes Attempted**

1.	55	Liberty	(10/10/01)
2.	54	at North Greenville	(9/29/07)
3.	53	VMI	(10/23/10)
4.	52	at Wofford	(9/8/07)
5.	51	at The Citadel	(11/21/02)
6.	49	Presbyterian	(11/10/07)
	49	at Howard	(10/9/04)
	49	at Florida	(9/5/09)
9.	48	Coastal Carolina	(11/12/11)
	48	North Greenville	(10/25/03)

**Most Passes Completed**

1.	34	at North Greenville	(9/29/07)
2.	31	Gardner-Webb	(11/4/06)
	31	at Wofford	(9/8/07)
4.	30	Presbyterian	(11/10/07)
	30	at Wofford	(9/6/08)
6.	29	at The Citadel	(11/21/02)
	29	VMI	(10/2/04)
8.	28	Five Times	

**Highest Pass Completion Percentage (Min 10 Passes)**

1.	83.3	at Kentucky	(11/6/10)
2.	81.8	at Jacksonville	(11/20/99)
3.	80.0	Allen	(11/6/04)
	80.0	Presbyterian	(11/13/10)
	80.0	Guilford	(9/2/00)
6.	77.8	West Virginia State	(11/17/01)
7.	76.7	at Gardner-Webb	(11/5/05)
8.	76.5	Savannah State	(10/3/09)
	76.5	Georgetown	(10/28/06)
10.	76.2	Presbyterian	(11/8/08)

**Most Passing Yards**

1.	431	North Greenville	(10/25/03)
2.	419	Allen	(11/6/04)
3.	406	Gardner-Webb	(11/4/06)
	406	Austin Peay	(10/13/01)
5.	398	at North Greenville	(9/29/07)
6.	397	Coastal Carolina	(11/12/11)
7.	396	at The Citadel	(11/21/02)
8.	389	Mars Hill	(9/18/10)
9.	382	Presbyterian	(11/10/07)
10.	372	North Greenville	(10/23/04)
	372	North Greenville	(9/19/98)

**Most Touchdown Passes**

1.	6	North Greenville	(10/23/04)
2.	5	Edward Waters	(11/15/08)
	5	Presbyterian	(11/13/10)
	5	at The Citadel	(9/9/06)
5.	4	19 Tied	

**Most Interceptions Thrown**

1.	5	at Wofford	(9/8/07)
2.	4	11 Times	

**Most Total Offense Yards Gained**

1.	695	West Virginia Wesleyan	(10/15/05)
2.	641	Allen University	(11/6/04)
3.	630	North Greenville	(9/19/98)
4.	620	Point	2017
5.	617	at Charlotte	(9/27/14)
6.	576	at Liberty	(11/15/14)
7.	548	Charlotte	(10/26/13)
	548	Bucknell	(10/29/16)
9.	537	at North Greenville	(9/29/07)
10.	535	at Austin Peay	(10/14/00)

**Most All-Purpose Yards Gained**

1.	824	Kentucky State	(9/3/16)
2.	799	West Virginia Wesleyan	(10/15/05)
3.	792	at Charlotte	(9/27/14)
4.	783	North Greenville	(9/19/98)
5.	709	at North Greenville	(9/29/07)
6.	706	Bucknell	(10/29/16)
7.	702	Allen	(11/6/04)
8.	688	Liberty	(11/10/01)
9.	682	at Liberty	(11/12/16)
10.	677	at Presbyterian	(11/7/09)

**Most Points Scored**

1.	71	Bethel	1998
2.	66	Point	2017
3.	63	West Virginia Wesleyan	(10/15/05)
4.	61	Point	(8/28/14)
5.	59	at Coastal Carolina	(10/1/16)
6.	58	Allen	(11/6/04)
	58	Guilford	(9/2/00)
	58	Mississippi Valley State	2017
9.	57	Kentucky State	(9/3/16)
10.	55	North Greenville	(10/23/04)
	55	North Greenville	1998

**Most Touchdowns Scored**

1.	9	Point	(8/28/14)
	9	West Virginia Wesleyan	(10/15/05)
3.	8	Allen	(11/6/04)
	8	at Coastal Carolina	(10/1/16)
	8	North Greenville	(10/23/04)
	8	Guilford	(9/2/00)
	8	Kentucky State	(9/3/16)
	8	North Greenville	(9/19/98)
9.	7	Eight Tied	

**Most Punt Return Yards**

1.	248	Kentucky State	(9/3/16)
2.	103	Monmouth	(10/10/15)
3.	88	at North Greenville	(9/24/05)
4.	80	The Citadel	(9/20/14)
5.	77	Tusculum	(11/9/96)
	77	at Savannah State	(10/7/06)
7.	74	Gardner-Webb	(11/10/12)
8.	72	VMI	(10/21/06)
9.	67	at Kennesaw State	(11/7/15)
10.	66	at Liberty	(11/11/06)
	66	West Virginia State	(11/7/01)

**Most Kick Return Yards**

1.	262	Gardner-Webb	(10/16/10)
2.	255	at Wofford	(9/6/08)
3.	230	Liberty	(11/10/01)
4.	213	at South Florida	(11/2/02)
5.	209	at Presbyterian	(9/12/98)
6.	207	at Wofford	(9/22/01)
7.	205	Norfolk State	(9/24/11)
8.	199	at Hawai'i	(9/22/07)
9.	180	North Greenville	(10/25/03)
10.	174	at Coastal Carolina	(11/20/04)

**Most Interceptions**

1.	4	Lenoir-Rhyne	(10/2/99)
	4	at Presbyterian	(11/7/09)
	4	Gardner-Webb	(11/8/14)
	4	at Liberty	(11/11/00)
	4	Kennesaw State	(11/19/16)
	4	Edward Waters	(10/14/06)
	4	at Campbell	(11/17/18)
8.	3	15 Tied with 3	

**Most Tackles**

1.	122	at Presbyterian	(9/14/96)
2.	116	at Liberty	(10/30/04)
3.	114	West Virginia State	(9/21/96)
	114	Coastal Carolina	(11/17/07)
5.	111	at UAB	(11/21/96)
6.	106	Newberry	(10/12/96)
7.	105	Norfolk State	(9/24/11)
8.	104	Gardner-Webb	(10/4/08)
9.	102	North Greenville	(9/4/10)
	102	North Greenville	(9/30/06)

**Most Quarterback Sacks**

1.	9.0	Mississippi Valley State	2017
2.	7.0	Austin Peay	2000
	7.0	Savannah State	2002
4.	6.0	Jacksonville	2000
	6.0	North Greenville	2001
	6.0	Kentucky State	2016
	6.0	Point	2017
8.	5.0	12 Tied	

**Most Tackles For Loss**

1.	19.0	Guilford	(9/2/00)
2.	17.0	at Savannah State	(10/12/02)
3.	16.0	at Jacksonville	(10/6/01)
	14.0	at Gardner-Webb	(10/24/15)
	14.0	Jacksonville	(10/26/02)
7.	13.0	at Presbyterian	(9/12/98)
	13.0	South Carolina State	(9/5/98)
9.	12.0	at South Carolina State	(9/4/99)
	12.0	Bucknell	(10/29/16)

**Most Fumbles Forced**

1.	4	VMI	(11/1/08)
	4	West Virginia State	(9/16/00)
	4	Jacksonville	(9/16/05)
	4	at Norfolk State	(9/21/13)
5.	3	Nine Times	

**Most Fumbles Recovered**

1.	4	at Savannah State	(10/12/02)
	4	Jacksonville	(9/16/05)
	4	at Norfolk State	(9/21/13)
	4	Wofford	(9/23/00)
5.	3	at Coastal Carolina	(11/22/08)
	3	VMI	(11/1/08)
	3	Guilford	(9/2/00)
	3	West Virginia State	(9/16/00)
9.	2	31 Tied	

**Most Pass Breakups**

1.	12	Gardner-Webb	(11/10/12)
2.	10	West Virginia State	(9/21/96)
	10	VMI	(10/23/10)
	10	Coastal Carolina	(10/31/15)
5.	9	Jacksonville	(9/16/05)
	9	North Greenville	(9/19/98)
7.	8	Tusculum	(11/6/99)
	8	at South Florida	(11/2/02)
	8	Stony Brook	(11/14/09)
	8	at Austin Peay	(10/17/98)

**Most Blocked Kicks**

1.	2	North Greenville	(10/5/13)
	2	at Austin Peay	(10/17/98)
	2	Liberty	(10/20/07)
	2	VMI	(10/21/06)
	2	Jacksonville State	(9/15/07)
6.	1	34 Tied	

**CHARLESTON SOUTHERN TEAM SEASON RECORDS**

Rushing Yards			Total Offense Yards			Kick Return Yard Average		
1.	3,028	2013	1.	4801	2014	1.	25.4	2016
2.	2,932	2016	2.	4777	2013	2.	23.4	1998
3.	2,799	2015	3.	4667	2015	3.	22.7	2015
4.	2,726	2014	4.	4504	2016	4.	22.6	2008
5.	2,221	2012	5.	4120	2001	5.	22.3	2014
6.	2,123	2017	6.	4077	2005	6.	21.6	2001
7.	1,996	1993	7.	4065	2009	7.	20.8	1993
8.	1,978	2000	8.	3992	2006	8.	20.4	2013
9.	1,853	2018	9.	3910	2007	9.	20.4	2003
10.	1,798	2009	10.	3837	2004	10.	20.2	1994
Rushing Touchdowns			All Purpose Yards			Interceptions		
1.	30	2016	1.	5944	2014	1.	18	2006
3.	30	2015	2.	5846	2015	2.	16	2002
2.	27	2014	3.	5733	2013	3.	15	2014
4.	22	2013	4.	5655	2016	4.	13	2008
5.	20	2000	5.	5404	2009		13	2000
	20	2005	6.	5394	2007		13	1999
	20	2017	7.	5350	2001		13	2010
	20	1999	8.	5110	2005		13	2018
9.	19	2012	9.	5047	2006	9.	12	2009
10.	16	2001	10.	4834	2002		12	2004
	16	1992						
	16	2018						
Rushing Yards/Game			Total Points Scored			Tackles For Loss		
1.	266.5	2016	1.	368	2015	1.	96.0	2002
2.	232.9	2013	2.	363	2016	2.	84.0	2001
3.	227.2	2014	3.	341	2014	3.	83.0	2000
4.	215.3	2015	4.	313	2005	4.	81.5	1999
5.	201.9	2012		313	2013	5.	81.0	2018
6.	193.0	2017	6.	300	2006	6.	78.0	2016
7.	181.5	1993	7.	277	2008	7.	78.0	2013
8.	179.8	2000	8.	268	Three Seasons	8.	76.0	1998
9.	168.5	2018				9.	73.0	2008
10.	166.4	1999				10.	72.0	2006
Passing Yards			PAT Kicks Made			Quarterback Sacks		
1.	2,863	2006	1.	45	2016	1.	34.0	2017
2.	2,706	2007	2.	40	2015	2.	31.0	2002
3.	2,666	2005	3.	36	2014	3.	29.0	2001
4.	2,599	2004		36	2005		29.0	2016
5.	2,581	2001	5.	34	2006	5.	28.0	2000
6.	2,453	2003	6.	32	2013	6.	26.0	2013
7.	2,423	2010	8.	31	2017	7.	24.0	2006
8.	2,273	2002	9.	30	2000	8.	23.5	1998
9.	2,267	2009	10.	29	2007	9.	22.0	2008
10.	2,197	2008		29	2010	10.	20.0	2015
Passing Touchdowns			Field Goals Made			Fumbles Forced		
1.	26	2008	1.	16	2009	1.	18	2000
2.	23	2006	2.	12	2018	2.	16	2008
3.	22	2010	3.	11	2013	3.	14	1996
	22	2004		11	2001		14	1997
5.	21	2007		11	2007	5.	11	2013
6.	20	2005	7.	10	2014	6.	10	2003
7.	18	2016	8.	9	2008		10	2002
8.	16	2013	9.	9	2011	8.	9	2006
	16	2015	10.	9	1998		9	2007
	15	2002		8	1999	10.	8	Three Seasons
				8	2015			
Pass Completion Percentage			Average Yards/Punt			Fumbles Recovered		
1.	68.7	2006	1.	43.60	1998	1.	17	2000
2.	60.9	2005	2.	41.42	2017	2.	14	2008
3.	60.6	2004	3.	39.82	2018	3.	14	2003
4.	60.2	2008	4.	39.67	1996	4.	12	2002
5.	58.4	2010		39.67	1997	5.	10	2007
6.	57.0	2009	6.	38.46	2011		10	2005
7.	56.5	2007	7.	37.47	2000	7.	9	1996
8.	56.4	2001	8.	36.80	2016		9	1997
9.	54.2	2000	9.	36.72	2007		9	2013
10.	52.9	2013	10.	36.55	2014	10.	8	Two Seasons
Passing Yards/Game			Punt Return Yard Average			Passes Defended		
1.	260.3	2006	1.	15.5	2015	1.	60	2002
2.	259.9	2004	2.	14.4	2014	2.	52	2010
3.	246.0	2007	3.	13.9	2006	3.	51	2005
4.	242.4	2005	4.	13.8	2016		51	2016
5.	234.6	2001	5.	13.5	1996	5.	49	2013
6.	220.3	2010	6.	13.2	1995		49	2008
7.	206.1	2009	7.	11.1	2002		49	2014
8.	204.4	2003	8.	11.0	2018	8.	48	1999
9.	189.4	2002	9.	10.7	2011	9.	46	2006
10.	187.5	2011	10.	10.3	1998	10.	44	Two Seasons

■ LAST TIME IT HAPPENED

■ CHARLESTON SOUTHERN

**RUSHING**

30 attempts	34, C. Reyes at Appalachian State 09/28/13*
200 yards	226, A. Copeland vs. West Virginia Wesley College 10/15/05
4 TDs	T. Allen vs. Presbyterian 10/20/12
3 TDs	3, London Johnson vs. Elon, 9/22/18
100-yard Game	119, London Johnson vs. Elon, 9/22/18
Two 100-Yd performances (same game)	127, B. Robinson, D. Hammond vs. N. Greenville, 9/12/15
BTB 100-yard Games	M. Holloway, 151 at Monmouth, 9/24/16, 140 at Coastal Carolina, 10/1/16

**PASSING**

30-39 attempts	33, A. J. Toscano at Gardner-Webb 10/17/09
40-49 attempts	48, R. Mounce vs. Coastal Carolina 11/12/11
50 attempts	53, A. Trudnowski vs. VMI 10/23/10
20-29 completions	20, A. Brown vs. Liberty 11/14/15
30-39 completions	34, E. Byrd vs. North Greenville 9/29/07
300 yards	301, A. Brown, vs. Liberty 11/14/15
400 yards	419, C. Drafts vs. Allen 11/6/04
3 TDs	4, London Johnson vs. Savannah State, 10/21/17
4 TDs	4, London Johnson vs. Savannah State, 10/21/17
5 TDs	C. Drafts vs. The Citadel 9/9/06

**RECEIVING**

10+ receptions	10, N. Perera vs. Jacksonville 09/08/12
150 yards	232, N. Perera vs. Stony Brook 11/05/11
200 yards	232, N. Perera vs. Stony Brook 11/05/11
Two 100-yard receivers (same game)	N. Perera, 7-128 yards, 2 TD, K. Dinkins, 6-114 yards, 2 TDs vs. Liberty 11/14/15

**TOTAL OFFENSE**

600 yards	620, Point, 9/23/17
500 yards	503 vs. Virginia Lynchburg, 10/13/18
400 yards	503 vs. Virginia Lynchburg, 10/13/18

**FIELD GOALS**

<b>50+ yards</b>	<b>50, Tyler Tekac vs. Gardner-Webb, 11/10/18</b>
4 FG made	N. Ellis vs. Savannah St., 10/6/07

**TOUCHDOWN RETURNS (YARDAGE)**

Kickoff	80, James Allen at Hampton, 9/29/18
Punt	45, Taz Lindsey vs. Mississippi Valley State, 9/30/17
Interception	52, James Allen at Campbell, 11/17/18
Fumble	61, A. Ellis at Kennesaw State, 11/7/15
Blocked Field Goal	68, P. Ashley vs. Jacksonville State, 9/15/07
Blocked Punt	17, L. Mathis at Vanderbilt, 10/11/14

**RUN/PASS DISTANCE**

90-yard run	90, A. Singleton at Austin Peay, 10/14/00
80-yard run	84, C. Reyes vs. Gardner-Webb, 11/8/14
70-yard run	78, London Johnson vs. Elon, 9/22/18
60-yard run	62, Kendrick Bell vs. Virginia Lynchburg, 10/13/18
50-yard run	54, Terrence Wilson vs. Gardner-Webb, 11/10/18
90-yard pass	92, J. Stills vs. Austin Peay, 10/13/01
80-yard pass	87, Shane Bucenell to Kameron Brown vs. Miss. Valley St., 9/30/17
70-yard pass	72, Jack Chambers to Garris Schwarting vs. Virginia Lynchburg, 10/13/18
60-yard pass	65, London Johnson to Kenny Dinkins at Monmouth, 11/3/2018

**TEAM**

Shutout opponent at home	Gardner-Webb, 16-0, 11/10/18
Shutout opponent on road	at Presbyterian, 7-0, 10/14/17
Played Overtime	Charlotte (W, 47-41) 9/27/14, Stony Brook, 11/14/09
Forced five turnovers	6 vs. Presbyterian, 10/20/18
Scored a safety	M. Taylor at Florida State, 9/10/16
Game-winning field goal	T. Tekac (42 yards) vs. Liberty, 11/18/17
Blocked a punt	Justin McIntire at Campbell, 11/17/18
Scored 40 points	41 vs. Presbyterian, 10/20/18
Scored 50 points	58 vs. Virginia Lynchburg, 10/13/18
Scored 60 points	66 vs. Point, 9/23/17
Blocked a FG	1, Brandon Rowland at Savannah State, 10/6/18

■ OPPONENTS

**RUSHING**

30+ attempts	33, L. Byrd at Presbyterian, 11/07/09
200 yards	274, L. Byrd at Presbyterian, 11/07/00
4 TDs	M. Adkins II, at Colorado, 10/19/13
3 TDs	De'Angelo Henderon at Coastal Carolina, 10/1/16
Two 100-yard rush (same game)	122 P. Guerriero, 100, J. Farri at Monmouth, 11/3/18

**PASSING**

30-39 attempts	44, Sloane Calvert vs. Liberty, 11/18/17
40-49 attempts	44, Sloane Calvert vs. Liberty, 11/18/17
20-29 completions	25, Sloane Calvert vs. Liberty, 11/18/17
300 yards	321, at Indiana, 10/7/17
3 TDs	3, K. Bahar at Monmouth, 11/3/18
4 TDs	5, F. Franks at Florida, 9/2/18
5 TDs	5, F. Franks at Florida, 9/2/18
6 TDs	B. Moniz at Hawaii, 9/25/10
4+ interceptions	N/A

**RECEIVING**

10+ receptions	10, Antonio Gandy-Golden vs. Liberty, 11/18/17
200+ yards	214, K. Norrell at Stony Brook, 10/06/12
150-179 yards	174, John Israel, at Coastal Carolina, 10/25/14
140-149 yards	149, J. Turner vs. Jacksonville, 10/26/02
130-139 yards	131, G. Salas at Hawaii, 9/25/10
3 TDs	D. Peterson at Liberty, 11/15/14

**TOTAL OFFENSE**

500 yards	508 vs. Kennesaw State, 10/27/18
400 yards	450 at Monmouth, 11/3/18

**FIELD GOALS**

50+ yards	50, M. Bevins vs. Liberty, 10/24/09
5 FG attempts	M. Sharpe at VMI, 10/11/03

**TOUCHDOWN RETURNS (YARDAGE)**

Kickoff	93, C. Walden at Jacksonville, 9/17/11
Punt	89, J. Wilson at Florida State, 9/10/16
Interception	44, Peters vs Liberty, 11/14/15
Fumble	70, J. Washington vs. VMI, 10/13/12

**RUN/PASS DISTANCE**

70-yard run	77, S. Kouadoussou vs. Wesley, 10/01/11
60-yard run	64, B. Moon at Shorter, 9/22/12
50-yard run	52, T. Maxwell vs. Gardner-Webb, 11/5/16
90-yard pass	91, B. Parson vs. Liberty, 11/10/01
80-yard pass	87, K. Hughes, 11/03/07
70-yard pass	77, Stevenson to Rembert vs. Virginia Lynchburg, 10/13/18
60-yard pass	65, DeMild to Sneed at Campbell, 11/17/18

**TEAM**

Shutout Charleston Southern on road	at Kennesaw State, 39-0, 11/11/17
Scored 30-39 points	37 at Monmouth, 11/3/18
Scored 40-49 points	53 at Florida, 9/2/18
Scored 50-59 points	53 at Florida, 9/2/18
Scored 60+ points	62 at Florida St., 9/10/11
Scored safety	Team at Mississippi State, 9/2/17
Blocked a field goal	Team at Florida, 9/2/18

**BOLD is from 2019 Season**

\*Denotes CSU School Record