



**CHARLESTON SOUTHERN**  
2017 MEDIA GUIDE

**CSU**







## 2017 SCHEDULE

Date	Opponent	Site	Series
Sept. 2	at Mississippi State	Starkville, Miss.	First Time
Sept. 9	at South Carolina State	Orangeburg, S.C.	S.C. State leads series 8-0
Sept. 16	at Elon	Elon, N.C.	Elon leads series 4-0
<b>Sept. 23</b>	<b>Point</b>	<b>Charleston, S.C.</b>	<b>CSU leads series 1-0</b>
<b>Sept. 30</b>	<b>Mississippi Valley State</b>	<b>Charleston, S.C.</b>	<b>First Time</b>
Oct. 14	at Presbyterian*	Clinton, S.C.	PC leads series 14-10
<b>Oct. 21</b>	<b>Savannah State</b>	<b>Charleston, S.C.</b>	<b>CSU leads series 6-0</b>
<b>Oct. 28</b>	<b>Monmouth* (HC)</b>	<b>Charleston, S.C.</b>	<b>CSU leads series 3-0</b>
Nov. 4	at Gardner-Webb*	Boiling Springs, N.C.	GWU leads series 10-6
Nov. 11	at Kennesaw State*	Kennesaw, Ga.	CSU leads series 2-0
<b>Nov. 18</b>	<b>Liberty*</b>	<b>Charleston, S.C.</b>	<b>LU leads series 19-5</b>

**Bold** indicates home games // \* indicates Big South game // (HC) indicates homecoming

 @CSUFb  
 @CSUSports  
 @CSUGameDay

 Facebook.com/  
 CSUSports

 @CSUBucs

 YouTube.com/  
 CSUSports



[CSUSports.com/sports/fball/index](http://CSUSports.com/sports/fball/index)

## QUICK FACTS

### THE BASICS

Location (Founded)	Charleston, S.C. (1964)
Address	P.O. Box 118087 Charleston, S.C. 29423-8087
Conference	Big South
Affiliation	NCAA Division I (FCS)
Enrollment	3,596
Colors	Blue (PMS 295) and Gold (PMS 7503)
Nickname	Buccaneers
Mascot	"Bucky"
Band	"Pride of the Lowcountry"
President	Dr. Jairy C. Hunter, Jr.
Faculty Representative	Dr. Todd Heldreth
Athletic Director	Hank Small
Assistant A.D. (Compliance)/SWA	Ashton Turner
Assistant A.D. (Media Relations)	Seth Montgomery
Assistant A.D. (Development)	Tyler Davis
Assistant A.D. (Internal Affairs)	James Bradley
Strength and Conditioning Coach	Chad Scott
Ticket Manager	Rachelle Bouronich
Administrative Assistant	Becky Bates
Athletic Department Phone	843-863-7678
Athletic Department Fax	843-863-7695
Ticket Office Phone	843-863-7670

### FACILITY INFORMATION

Facility	Buccaneer Field
Capacity	4,000
Surface	Field Turf
Record at Buccaneer Field	77-65

### HISTORY

First Year of Football	1991
All-Time Record	117-171
All-Time Big South Record	34-39
Conference Championships	3
(2005 Co-Champions), (2015 Outright), (2016 Co-Champions)	
Playoff Appearances	2015 (#8 national seed; reached FCS quarterfinals)
	2016 (FCS First Round)

### TEAM INFORMATION

2016 Overall Record	7-4
Home/Away/Neutral	4-1/3-0/0
Big South Conference/Finish	4-1/1st
Home/Away	2-1/2-0

### COACHING STAFF

Head Coach	Mark Tucker
Assistant Head Coach/Defensive Coord./LBs	Zane Vance
Wide Receivers/Recruiting Coordinator	Kevin McKeethan
Offensive Line	Ron Hudson
Defensive Line	Josh Cooper
Safeties	Mike Adams
Cornerbacks	Bryant Foster
Running Backs	Malcolm Dixon
Tight Ends/Video Coordinator	Michael DeTerlizzi
Kickers/Punters and Director of Football Ops.	David Padilla
Asst. OL Coach/Asst. Recruiting Coord.	Charlie Skalaski
Head Strength & Conditioning Coach	Chad Scott
Graduate Assistant (Quarterbacks)	Austin Brown
Graduate Assistant (Linebackers)	Aaron Brown
Graduate Assistant (Defense/Operations)	Seth Harrelson

### MEDIA RELATIONS

Seth Montgomery  
 Assistant A.D. for Media  
 Cell: 843-259-4434  
 Email: smontgomery@csuniv.edu

Kevin O'Rourke  
 Director of Sports Media  
 Cell: 843-607-9612  
 Email: korourke@csuniv.edu

Jeremy Sullivan  
 Video Relations Coordinator  
 Cell: 843-708-1189  
 Email: jsullivan@csuniv.edu

GENERAL

STAFF

PLAYERS

REVIEW

HISTORY

HONORS

RECORDS



# TABLE OF CONTENTS

## GENERAL INFO (1-15)

1	2017 Quick Facts
2-3	Table of Contents
4-5	Numerical Roster
6-7	Alphabetical Roster
8	Lettermen Returning/Lost
8	Starters Returning/Lost
9	Positional Breakdown
10	Geographical Breakdown
11-14	2017 Opponents
15	Big South Preseason Information
15	Football Composite Schedule

## STAFF (16-30)

16-17	Mark Tucker
18	Zane Vance
19	Kevin McKeethan
20	Ron Hudson
21	Josh Cooper
22	Mike Adams
23	Bryant Foster
24	Malcolm Dixon
25	Michael DeTerlizzi
26	David Padilla
27	Charlie Skalaski
28	Chad Scott
29	Athletic Training Staff
30	Graduate Assistants

## PLAYERS (31-55)

31	Preseason Two-Deep
32-37	Preseason All-Conference Profiles
38-51	Player Profiles
52-55	New Players

## 2016 REVIEW (56-78)

56	2016 Season Review
56	Schedule/Results
57-58	Team Statistics
58	Red Zone Stats
59	Offensive Stats
60	Defensive Stats
61	Offensive Game-By-Game Stats
62	Defensive Game-By-Game Stats
63	Special Teams Game-By-Game Stats
63	Miscellaneous Stats/Time of Possession
64	Starting Experience

65	Team Totals
65	Starting Lineups
66	Participation
67	Individual Superlatives
67	Team Superlatives
68	North Dakota State Recap
69	Kentucky State Recap
70	Florida State Recap
71	Monmouth Recap
72	Coastal Carolina Recap
73	Presbyterian Recap
74	Bucknell Recap
75	Gardner-Webb Recap
76	Liberty Recap
77	Kennesaw State Recap
78	Wofford Recap

## HISTORY (79-85)

79-80	Year-By-Year Results
81	All-Time Series Records
82	Coaching All-Time History
83-85	Big South Championship Seasons

## HONORS (86-88)

86	All-Time Award Winners
87-88	National Awards & Recognition

## RECORDS (89-96)

89	Individual Single Game Records
90-91	Individual Single Season Records
92-93	Individual Career Records
94	Team Game Records
95	Team Season Records
96	Last Time It Happened

# BUCCANEER FIELD



**Capacity:** 4,000

**Surface:** Field Turf

**Sports:** Football, Men's Track and Field, Women's Track and Field

**Record Attendance:** 7,954 vs. The Citadel - September 20, 2014

The home of Charleston Southern Football since the program started play in 1991, Buccaneer Field added an exciting new addition for 2014 - lights. CSU debuted the lights for the spring game and opened up the 2014 season with the first night game in school history.

CSU installed a new playing surface in 2015, thanks to the installation of state-of-the-art field turf. The design features CSU's athletic logo at midfield and a navy background in the end zones with "BUCS" in large, white lettering. The addition of turf was one of two major projects slated for Buccaneer Field and the stadium area. The addition of "Buccaneer Plaza" was completed in the summer of 2015, and added a new entryway, wrought-iron fencing, ticket booths, and landscaping to the front of Buccaneer Field.

Buccaneer Field played host to perhaps the biggest win in program history in 2013, when an overflow crowd of more than 6,000 fans watched the Bucs knock off then-No. 3 and undefeated Coastal Carolina. CSU went 4-1 at home that year as part of a single-season program record 10-win campaign.

The Bucs clinched their second consecutive Big South Championship in 2016 with a convincing 28-7 win over Kennesaw State at Buccaneer Field this past November. CSU jumped out to an early 14-0 lead and kept a touchdown lead throughout the contest on their way to making it back to the FCS Playoffs.

In 2005, a crowd of almost 4,000 witnessed CSU stage a dramatic comeback to defeat Coastal in overtime and grab a share of the Big South Conference title for the first time ever.

Charleston Southern's men's and women's track and field teams also call the facility home, as their track surrounds the football playing field. The facility played host to the 2010 and 2017 Big South Men's and Women's Outdoor Track & Field Championships.

It has also been the practicing ground for all of CSU's top performers over the years, including All-Americans Dionne Gibson, Gabby Houston, Javon Young and Braxton Drummond.



# 2017 NUMERICAL ROSTER

No.	Name	Pos.	Ht.	Wt.	Cl.	Hometown/High School/Previous School
1	London Johnson	QB	R-So.	6-0	190	Clio, S.C. / Marlboro County
2	Ronnie Harris	RB	R-Fr.	5-10	205	Richmond Hill, Ga. / Richmond Hill
3	Jonathan Slaton	DB	R-Jr.	5-10	180	Lithonia, Ga. / Arabia Mountain
4	Geoffrey Wall	WR	So.	5-9	175	High Point, N.C. / High Point Central
5	J.D. Sosebee	LB	R-So.	6-1	220	Gainesville, Ga. / Gainesville
6	Shane Bucenell	QB	R-So.	5-11	190	Wesley Chapel, Fla. / Wiregrass Ranch
7	Brandon Rowland	DB	Jr.	6-0	180	Irmo, S.C. / Irmo
8	Anthony Ellis	DL	Sr.	6-1	245	Apopka, Fla. / Apopka
9	Demetri Royer	LB	R-Fr.	6-0	195	Clearwater, Fla. / Clearwater Central Catholic
10	Robert Mitchell	QB	Sr.	6-0	220	Beaumont, Texas / Beaumont Central
11	Matthew Martin	WR	So.	6-0	175	Anderson, S.C. / Westside
12	Josh Bell	DB	So.	5-10	165	Ridgeway, S.C. / Fairfield Central
13	James Allen	DB	Jr.	5-8	160	Ft. Lauderdale, Fla. / St. Thomas Aquinas (UMass)
14	Taz Lindsey	RB	Jr.	5-7	176	Hephzibah, Ga. / Aquinas
16	Saire Davis	WR	Jr.	6-2	170	Byron, Ga. / Peach County
17	Adam Allen	RB	Sr.	5-10	210	Aiken, S.C. / South Aiken
18	Jack Chambers	QB	So.	5-10	170	Lilburn, Ga. / Parkview
18	Johnny Robinson	DL	Jr.	6-1	260	Apopka, Fla. / Apopka
19	Brandon Smith	WR	Fr.	5-8	175	Powder Springs, Ga. / McEachern
20	Darin Smalls	DB	R-So.	5-11	185	Summerville, S.C. / Summerville
22	Jamari Dunbar	RB	Fr.	5-8	192	Bamberg, S.C. / Bamberg-Ehrhardt
23	Elijah Henry	RB	Fr.	5-10	170	Charlotte, N.C. / Rocky River
24	Jarrod Stanley	DB	So.	5-9	165	Fairburn, Ga. / Creekside
25	Chanin Hamilton	RB	R-So.	5-10	198	Vienna, Ga. / Dooly County
26	Terrance Wilson	RB	Fr.	5-8	200	Leesville, S.C. / Batesburg-Leesville
27	BJ Daniels-Sanders	RB	Fr.	5-8	188	Rocky Mount, N.C. / Rocky Mount
29	Shadarius Hopkins	DB	Jr.	5-10	185	Winnsboro, S.C. / Fairfield Central
30	Nick Graves	DB	So.	6-1	165	Lexington, S.C. / Lexington
31	Anton Williams	LB	Fr.	6-3	215	Marianna, Fla. / Marianna
32	Jonathan Earl	LB	Fr.	5-10	215	Cayce, S.C. / Airport
33	Tah'shim Knight	LB	Fr.	5-10	215	St. Petersburg, Fla. / Northside Christian
34	Solomon Brown	LB	R-Jr.	6-1	225	Central, S.C. / Daniel
35	Stefan Williams	LB	So.	6-0	215	Arcadia, Fla. / Desoto
36	Terrell Powell	DB	Fr.	5-9	185	Tallahassee, Fla. / North Florida Christian
37	Sekwan Jenkins	DB	Fr.	6-0	182	Columbia, S.C. / Blythewood
38	Kyle Syvarth	LB	Fr.	6-1	205	Marietta, Ga. / Lassiter
39	Quan White	DB	R-So.	6-1	190	Greenville, S.C. / Christ Church
40	Noah Oliver	DL	R-Jr.	6-3	280	Altamonte Springs, Fla. / Lake Brantley
41	Bobby Ruff	LB	Sr.	6-3	210	Charleston, S.C. / West Ashley
42	Demarius Alexander	LB	Jr.	5-10	200	Camden, S.C. / Camden
43	Zane Cruz	LB	Sr.	6-2	215	Jacksonville, Fla. / Yulee
44	John Chiramonte Jr.	TE	Fr.	6-2	238	Clearwater Beach, Fla. / CCC (Air Force Acad.Prep)
45	Landon Sayegh	LB	R-Jr.	5-9	215	Simpsonville, S.C. / Hillcrest
46	Noah Shuler	RB	Sr.	5-7	215	Goose Creek, S.C. / Stratford
47	Alex Usry	K	Fr.	5-10	185	McDonough, Ga. / Eagles Landing Christian Acad.
48	Cameron Cain	DB	Jr.	5-11	165	Columbia, S.C. / Spring Valley
49	Evan Cruz	DB	So.	5-8	170	Viera, Fla. / Viera
50	Edward King	LB	So.	6-1	210	Hallandale, Fla. / Hallandale
51	Joe Gold	OL	R-Jr.	6-3	270	Fort Myers, Fla. / South Ft. Myers (Florida Atlantic)
52	Nick Salley	LB	So.	5-10	165	Walterboro, S.C. / Colleton
53	D'Andra Thompson	OL	Fr.	6-3	250	Orangeburg, S.C. / Orangeburg-Wilkinson

# 2017 NUMERICAL ROSTER

No.	Name	Pos.	Ht.	Wt.	Cl.	Hometown/High School/Previous School
54	Gage Bostwick	OL	R-Jr.	6-2	275	Altamonte Springs, Fla. / Lake Brantley
55	Joseph Maxberry IV	LB	R-Sr.	6-4	230	Columbia, S.C. / Spring Valley
56	Mike Taylor	DL	R-So.	6-3	250	Fairfax, S.C. / Allendale Fairfax
57	Nick Sands	DL	R-Jr.	6-1	280	Greer, S.C. / Eastside
58	Jackson Williamson	OL	R-Sr.	6-0	285	Macon, Ga. / Jones County
59	Markeith Bailey	LB	R-Sr.	6-1	232	Holly Hill, S.C. / Lake Marion
60	Caleb Brannon	OL	R-So.	6-0	295	Spartanburg, S.C. / Dorman
61	Travis White	OL	Jr.	6-0	250	York, S.C. / York
62	Tyler Tekac	K	Jr.	6-0	160	Goose Creek, S.C. / Stratford
63	Kyle Reighard	K/P	R-So.	6-2	185	Salem, Va. / Salem
64	Quinlan Hammond	DB	Jr.	6-2	200	Nakina, N.C. / South Columbus
65	Stephen Haralambis	OL	R-So.	6-3	270	Chapin, S.C. / Chapin
66	JD Rice	OL	R-So.	6-2	255	Orlando, Fla. / Lake Nona
68	Wesley Echols	K	R-Fr.	5-7	180	Zeeland, Mich. / Zeeland East
69	Ethan Ray	LS	R-Fr.	6-0	185	Boiling Springs, S.C. / Boiling Springs
70	Alex Thompson	OL	R-Jr.	6-2	270	Spartanburg, S.C. / Spartanburg
71	Daviyon McDaniel	OL	Fr.	6-3	265	Sumter, S.C. / Sumter
72	Frank Cirone	OL	R-Sr.	6-3	280	Naples, Fla. / Naples
73	Nick Tononi	OL	R-Jr.	5-11	260	North Charleston, S.C. / Fort Dorchester
74	Leroy Henry	OL	So.	6-2	320	St. Cloud, Fla. / St. Cloud
75	Ryan Hiller	OL	Fr.	6-1	280	Blythewood, S.C. / Westwood
76	JT Melton	OL	Fr.	6-2	285	Chesterfield, S.C. / Dillon
77	Jarrod Downer	OL	R-So.	6-3	265	Swainsboro, Ga. / Emmanuel County Institute
77	Ronald Freeman	DL	Fr.	6-0	270	Sebastian, Fla. / Sebastian River
78	Zack Evans	OL	R-So.	6-2	285	Florence, S.C. / South Florence
79	Brackin Smith	OL	R-So.	6-3	270	Bogart, Ga. / North Oconee
80	Kenny Dinkins	WR	R-Sr.	5-10	185	Lawtey, Fla. / Bradford
81	Dale Foster	WR	Fr.	5-11	175	St. Petersburg, Fla. / Pinellas Park
83	Qua-Vonn Scott	TE	R-So.	6-1	230	Athens, Ga. / Clarke Central
84	Kameron Brown	WR	R-So.	6-3	200	Beech Island, S.C. / Midland Valley
84	Craig Johnson	LB	R-So.	6-2	205	Swansea, S.C. / Swansea
85	Taylor Karnap	WR	So.	6-1	170	Myrtle Beach, S.C. / Socastee
86	Garris Schwarting	WR	So.	5-10	160	Bamberg, S.C. / Bamberg Ehrhardt
87	RJ McClam	RB	So.	5-8	202	Latta, S.C. / Latta
88	Travay Hatten	TE	R-So.	6-4	220	Pageland, S.C. / Central
89	Kale Rhame	TE	Fr.	6-4	205	Chapin, S.C. / Chapin
90	Shaundre Mims	DL	Fr.	6-0	228	Vanceboro, N.C. / West Craven
91	Jacob Garibay	DL	R-So.	6-1	230	Hanahan, S.C. / Hanahan
92	Kenneth Spiller	DL	Fr.	6-1	270	Miami, Fla. / Miami Palmetto
93	Malik Wright	LB	R-Fr.	5-11	220	Strafford, Va. / Wright Colonial Forge
94	Eishaun Funnye	DL	R-So.	6-2	295	Hemingway, S.C. / Hemingway
95	Ramel Hambrick-Crawford	DL	R-Jr.	6-0	280	Atlanta, Ga. / Tucker
96	Skyler Curry	DL	So.	6-1	230	Graniteville, S.C. / Midland Valley
97	Jacob Smoak	K	Jr.	6-1	160	Lexington, S.C. / Brookland-Cayce
99	David Kennedy	K/P	Sr.	5-11	190	Summerville, S.C. / Summerville
	Ty'Reik Faulks	LB	R-So.	6-0	190	Goose Creek, S.C. / Stratford
	Jonathan Glover	DL	R-Jr.	6-1	220	Douglas, Ga. / Coffee County
	Joey Harris	LB	R-Fr.	6-0	210	Summerville, S.C. / Summerville
	Steven Rankin	QB	R-Fr.	6-3	215	White House, Tenn. / White House
	Jaquan Williams	WR	R-Fr.	6-3	180	Simpsonville, S.C. / Woodmont
	Avery Wilson	DB	R-Fr.	5-9	175	Myrtle Beach, S.C. / Myrtle Beach

GENERAL

STAFF

PLAYERS

REVIEW

HISTORY

HONORS

RECORDS



# 2017 ALPHABETICAL ROSTER

No.	Name	Pos.	Ht.	Wt.	Cl.	Hometown/High School/Previous School
42	Demarius Alexander	LB	Jr.	5-10	200	Camden, S.C. / Camden
13	James Allen	DB	Jr.	5-8	160	Ft. Lauderdale, Fla. / St. Thomas Aquinas (UMass)
17	Adam Allen	RB	Sr.	5-10	210	Aiken, S.C. / South Aiken
59	Markeith Bailey	LB	R-Sr.	6-1	232	Holly Hill, S.C. / Lake Marion
12	Josh Bell	DB	So.	5-10	165	Ridgeway, S.C. / Fairfield Central
54	Gage Bostwick	OL	R-Jr.	6-2	275	Altamonte Springs, Fla. / Lake Brantley
60	Caleb Brannon	OL	R-So.	6-0	295	Spartanburg, S.C. / Dorman
34	Solomon Brown	LB	R-Jr.	6-1	225	Central, S.C. / Daniel
84	Kameron Brown	WR	R-So.	6-3	200	Beech Island, S.C. / Midland Valley
6	Shane Bucenell	QB	R-So.	5-11	190	Wesley Chapel, Fla. / Wiregrass Ranch
48	Cameron Cain	DB	Jr.	5-11	165	Columbia, S.C. / Spring Valley
18	Jack Chambers	QB	So.	5-10	170	Lilburn, Ga. / Parkview
44	John Chiramonte Jr.	TE	Fr.	6-2	238	Clearwater Beach, Fla. / CCC (Air Force Acad.Prep)
72	Frank Cirone	OL	R-Sr.	6-3	280	Naples, Fla. / Naples
43	Zane Cruz	LB	Sr.	6-2	215	Jacksonville, Fla. / Yulee
49	Evan Cruz	DB	So.	5-8	170	Viera, Fla. / Viera
96	Skyler Curry	DL	So.	6-1	230	Graniteville, S.C. / Midland Valley
27	BJ Daniels-Sanders	RB	Fr.	5-8	188	Rocky Mount, N.C. / Rocky Mount
16	Saire Davis	WR	Jr.	6-2	170	Byron, Ga. / Peach County
80	Kenny Dinkins	WR	R-Sr.	5-10	185	Lawtey, Fla. / Bradford
77	Jarrold Downer	OL	R-So.	6-3	265	Swainsboro, Ga. / Emmanuel County Institute
22	Jamari Dunbar	RB	Fr.	5-8	192	Bamberg, S.C. / Bamberg-Ehrhardt
32	Jonathan Earl	LB	Fr.	5-10	215	Cayce, S.C. / Airport
68	Wesley Echols	K	R-Fr.	5-7	180	Zeeland, Mich. / Zeeland East
8	Anthony Ellis	DL	Sr.	6-1	245	Apopka, Fla. / Apopka
78	Zack Evans	OL	R-So.	6-2	285	Florence, S.C. / South Florence
	Ty'Reik Faulks	LB	R-So.	6-0	190	Goose Creek, S.C. / Stratford
81	Dale Foster	WR	Fr.	5-11	175	St. Petersburg, Fla. / Pinellas Park
77	Ronald Freeman	DL	Fr.	6-0	270	Sebastian, Fla. / Sebastian River
94	Eishaun Funnys	DL	R-So.	6-2	295	Hemingway, S.C. / Hemingway
91	Jacob Garibay	DL	R-So.	6-1	230	Hanahan, S.C. / Hanahan
	Jonathan Glover	DL	R-Jr.	6-1	220	Douglas, Ga. / Coffee County
51	Joe Gold	OL	R-Jr.	6-3	270	Fort Myers, Fla. / South Ft. Myers (Florida Atlantic)
30	Nick Graves	DB	So.	6-1	165	Lexington, S.C. / Lexington
95	Ramel Hambrick-Crawford	DL	R-Jr.	6-0	280	Atlanta, Ga. / Tucker
25	Chanin Hamilton	RB	R-So.	5-10	198	Vienna, Ga. / Dooly County
64	Quinlan Hammond	DB	Jr.	6-2	200	Nakina, N.C. / South Columbus
65	Stephen Haralambis	OL	R-So.	6-3	270	Chapin, S.C. / Chapin
2	Ronnie Harris	RB	R-Fr.	5-10	205	Richmond Hill, Ga. / Richmond Hill
	Joey Harris	LB	R-Fr.	6-0	210	Summerville, S.C. / Summerville
88	Travay Hatten	TE	R-So.	6-4	220	Pageland, S.C. / Central
23	Elijah Henry	RB	Fr.	5-10	170	Charlotte, N.C. / Rocky River
74	Leroy Henry	OL	So.	6-2	320	St. Cloud, Fla. / St. Cloud
75	Ryan Hiller	OL	Fr.	6-1	280	Blythewood, S.C. / Westwood
29	Shadarius Hopkins	DB	Jr.	5-10	185	Winnsboro, S.C. / Fairfield Central
37	Sekwan Jenkins	DB	Fr.	6-0	182	Columbia, S.C. / Blythewood
1	London Johnson	QB	R-So.	6-0	190	Clio, S.C. / Marlboro County
84	Craig Johnson	LB	R-So.	6-2	205	Swansea, S.C. / Swansea
85	Taylor Karnap	WR	So.	6-1	170	Myrtle Beach, S.C. / Socastee
99	David Kennedy	K/P	Sr.	5-11	190	Summerville, S.C. / Summerville
50	Edward King	LB	So.	6-1	210	Hallandale, Fla. / Hallandale

# 2017 ALPHABETICAL ROSTER

No.	Name	Pos.	Ht.	Wt.	Cl.	Hometown/High School/Previous School
33	Tah'shim Knight	LB	Fr.	5-10	215	St. Petersburg, Fla. / Northside Christian
14	Taz Lindsey	RB	Jr.	5-7	176	Hephzibah, Ga. / Aquinas
11	Matthew Martin	WR	So.	6-0	175	Anderson, S.C. / Westside
55	Joseph Maxberry IV	LB	R-Sr.	6-4	230	Columbia, S.C. / Spring Valley
87	RJ McClam	RB	So.	5-8	202	Latta, S.C. / Latta
71	Daviyon McDaniel	OL	Fr.	6-3	265	Sumter, S.C. / Sumter
76	JT Melton	OL	Fr.	6-2	285	Chesterfield, S.C. / Dillon
90	Shaundre Mims	DL	Fr.	6-0	228	Vanceboro, N.C. / West Craven
10	Robert Mitchell	QB	Sr.	6-0	220	Beaumont, Texas / Beaumont Central
40	Noah Oliver	DL	R-Jr.	6-3	280	Altamonte Springs, Fla. / Lake Brantley
36	Terrell Powell	DB	Fr.	5-9	185	Tallahassee, Fla. / North Florida Christian
	Steven Rankin	QB	R-Fr.	6-3	215	White House, Tenn. / White House
69	Ethan Ray	LS	R-Fr.	6-0	185	Boiling Springs, S.C. / Boiling Springs
63	Kyle Reighard	K/P	R-So.	6-2	185	Salem, Va. / Salem
89	Kale Rhame	TE	Fr.	6-4	205	Chapin, S.C. / Chapin
66	JD Rice	OL	R-So.	6-2	255	Orlando, Fla. / Lake Nona
18	Johnny Robinson	DL	Jr.	6-1	260	Apopka, Fla. / Apopka
7	Brandon Rowland	DB	Jr.	6-0	180	Irmo, S.C. / Irmo
9	Demetri Royer	LB	R-Fr.	6-0	195	Clearwater, Fla. / Clearwater Central Catholic
41	Bobby Ruff	LB	Sr.	6-3	210	Charleston, S.C. / West Ashley
52	Nick Salley	LB	So.	5-10	165	Walterboro, S.C. / Colleton
57	Nick Sands	DL	R-Jr.	6-1	280	Greer, S.C. / Eastside
45	Landon Sayegh	LB	R-Jr.	5-9	215	Simpsonville, S.C. / Hillcrest
86	Garris Schwarting	WR	So.	5-10	160	Bamberg, S.C. / Bamberg Ehrhardt
83	Qua-Vonn Scott	TE	R-So.	6-1	230	Athens, Ga. / Clarke Central
46	Noah Shuler	RB	Sr.	5-7	215	Goose Creek, S.C. / Stratford
3	Jonathan Slaton	DB	R-Jr.	5-10	180	Lithonia, Ga. / Arabia Mountain
20	Darin Smalls	DB	R-So.	5-11	185	Summerville, S.C. / Summerville
19	Brandon Smith	WR	Fr.	5-8	175	Powder Springs, Ga. / McEachern
79	Brackin Smith	OL	R-So.	6-3	270	Bogart, Ga. / North Oconee
97	Jacob Smoak	K	Jr.	6-1	160	Lexington, S.C. / Brookland-Cayce
5	J.D. Sosebee	LB	R-So.	6-1	220	Gainesville, Ga. / Gainesville
92	Kenneth Spiller	DL	Fr.	6-1	270	Miami, Fla. / Miami Palmetto
24	Jarrod Stanley	DB	So.	5-9	165	Fairburn, Ga. / Creekside
38	Kyle Syvarth	LB	Fr.	6-1	205	Marietta, Ga. / Lassiter
56	Mike Taylor	DL	R-So.	6-3	250	Fairfax, S.C. / Allendale Fairfax
62	Tyler Tekac	K	Jr.	6-0	160	Goose Creek, S.C. / Stratford
53	D'Andra Thompson	OL	Fr.	6-3	250	Orangeburg, S.C. / Orangeburg-Wilkinson
70	Alex Thompson	OL	R-Jr.	6-2	270	Spartanburg, S.C. / Spartanburg
73	Nick Tonomi	OL	R-Jr.	5-11	260	North Charleston, S.C. / Fort Dorchester
47	Alex Usry	K	Fr.	5-10	185	McDonough, Ga. / Eagles Landing Christian Acad.
4	Geoffrey Wall	WR	So.	5-9	175	High Point, N.C. / High Point Central
39	Quan White	DB	R-So.	6-1	190	Greenville, S.C. / Christ Church
61	Travis White	OL	Jr.	6-0	250	York, S.C. / York
31	Anton Williams	LB	Fr.	6-3	215	Marianna, Fla. / Marianna
35	Stefan Williams	LB	So.	6-0	215	Arcadia, Fla. / Desoto
	Jaquan Williams	WR	R-Fr.	6-3	180	Simpsonville, S.C. / Woodmont
58	Jackson Williamson	OL	R-Sr.	6-0	285	Macon, Ga. / Jones County
26	Terrance Wilson	RB	Fr.	5-8	200	Leesville, S.C. / Batesburg-Leesville
	Avery Wilson	DB	R-Fr.	5-9	175	Myrtle Beach, S.C. / Myrtle Beach
93	Malik Wright	LB	R-Fr.	5-11	220	Strafford, Va. / Wright Colonial Forge

GENERAL

STAFF

PLAYERS

REVIEW

HISTORY

HONORS

RECORDS



# GENERAL

## LETTERMEN RETURNING/LOST

### RETURNING (68)

#### OFFENSE/SPECIAL TEAMS (35)

##### QUARTERBACKS (4)

6	Shane Bucenell	R-So.	1L
18	Jack Chambers	R-Fr.	RS
1	London Johnson	R-So.	1L
10	Robert Mitchell	Sr.	1L

##### RUNNING BACKS (4)

17	Adam Allen	Sr.	2L
25	Chanin Hamilton	R-So.	1L
2	Ronnie Harris	R-Fr.	RS
46	Noah Shuler	Sr.	3L

##### TIGHT ENDS (2)

88	Travay Hatten	R-So.	1L
83	Qua-Vonn Scott	R-So.	1L

##### WIDE RECEIVERS (7)

84	Kameron Brown	R-So.	1L
16	Saire Davis	Jr.	2L
80	Kenny Dinkins	R-Sr.	2L
85	Taylor Karnap	So.	1L
11	Matthew Martin	So.	1L
86	Garris Schwarting	So.	1L
4	Geoffrey Wall	So.	1L

##### SPECIALISTS (5)

99	David Kennedy	Sr.	3L
69	Ethan Ray	R-Fr.	RS
63	Kyle Reighard	R-So.	1L
97	Jacob Smoak	Jr.	2L
62	Tyler Tekac	Jr.	2L

##### OFFENSIVE LINEMEN (13)

54	Gage Bostwick	R-Jr.	2L
60	Caleb Brannon	R-So.	1L
72	Frank Cirone	R-Sr.	3L
77	Jarrod Downer	R-So.	1L
78	Zack Evans	R-So.	1L
51	Joe Gold	R-Jr.	2L
65	Stephen Haralambis	R-So.	1L
74	Leroy Henry	So.	1L
79	Brackin Smith	R-So.	1L
70	Alex Thompson	R-Jr.	2L
73	Nick Tononi	R-Jr.	2L
61	Travis White	Jr.	2L
58	Jackson Williamson	R-Sr.	3L

### DEFENSE (33)

##### DEFENSIVE LINEMEN (9)

96	Skyler Curry	So.	1L
8	Anthony Ellis	Sr.	3L
94	Eishaun Funnye	R-So.	1L
91	Jacob Garibay	R-So.	1L
95	Ramel Hambrick-Crawford	R-Jr.	2L
40	Noah Oliver	R-Jr.	2L
18	Johnny Robinson	Jr.	2L
57	Nick Sands	R-Jr.	2L
56	Mike Taylor	R-So.	1L

##### LINEBACKERS (13)

42	Demarius Alexander	Jr.	2L
59	Markeith Bailey	R-Sr.	3L
34	Solomon Brown	R-Jr.	2L
43	Zane Cruz	Sr.	3L
84	Craig Johnson	R-So.	1L
50	Edward King	So.	1L
55	Joseph Maxberry IV	R-Sr.	3L
9	Demetri Royer	R-Fr.	RS
41	Bobby Ruff	Sr.	3L
52	Nick Salley	So.	1L
45	Landon Sayegh	R-Jr.	2L
5	J.D. Sosebee	R-So.	1L
35	Stefan Williams	So.	1L

##### DEFENSIVE BACKS (11)

12	Josh Bell	So.	1L
48	Cameron Cain	Jr.	2L
49	Evan Cruz	So.	1L
30	Nick Graves	So.	1L
64	Quinlan Hammond	Jr.	2L
29	Shadarius Hopkins	Jr.	2L
7	Brandon Rowland	Jr.	2L
3	Jonathan Slaton	R-Jr.	2L
20	Darin Smalls	R-So.	1L
24	Jarrod Stanley	So.	1L
39	Quan White	R-So.	1L

### LOST (25)

##### OFFENSE (13)

QB	Kyle Copeland
RB	Mike Holloway
RB	Ben Robinson
RB	Darius Hammond
RB	Alan Barnwell
RB	Kelan Fraise
WR	Larry Jones
WR	Colton Korn
WR	Chris Jenkins
WR	Austin Talbott
WR	Jared Scotland
TE	Stephen Cagle
OL	Erik Austell

##### DEFENSE (9)

DL	Resean Ray
DL	Gerald Turner
DB	Raymere Thomas
DB	DJ Curl
DB	Troy McGowens
DB	Corbin Jackson
LB	Seth Harrelson
LB	Nikolay Timoschuk
LB	Blake Wilson

##### SPECIALISTS (3)

P	Truett Burns
LS	Joseph Smith
RET	Darius Hammond

## STARTERS RETURNING/LOST

### RETURNING (16)

##### OFFENSE (6)

QB	Shane Bucenell
WR	Kameron Brown
OL	Joe Gold
OL	Gage Bostwick
OL	Frank Cirone
OL	Jackson Williamson

##### DEFENSE (8)

DL	Anthony Ellis
DL	Johnny Robinson
DL	Noah Oliver
LB	Solomon Brown
LB	Zane Cruz
LB	J.D. Sosebee
LB	Bobby Ruff
DB	Shadarius Hopkins

##### SPECIALISTS (2)

PK	Tyler Tekac
KO	David Kennedy

### LOST (11)

##### OFFENSE (5)

OL	Erik Austell
RB	Mike Holloway
RB	Darius Hammond
WR	Colton Korn
TE	Stephen Cagle

##### DEFENSE (3)

DB	Troy McGowens
DB	DJ Curl
DB	Corbin Jackson

##### SPECIALISTS (3)

P	Truett Burns	RS	Darius Hammond
LS	Joseph Smith		

# POSITIONAL BREAKDOWN

## QUARTERBACKS

### Returning (4)

6	Shane Bucenell	R-So.	1L
18	Jack Chambers	R-Fr.	RS
1	London Johnson	R-So.	1L
10	Robert Mitchell	Sr.	1L

### Additions (1)

	Steven Rankin	R-Fr.	
--	---------------	-------	--

### Lettermen Lost (1)

19	Kyle Copeland		
----	---------------	--	--

## RUNNING BACKS

### Returning (4)

17	Adam Allen	Sr.	2L
25	Chanin Hamilton	R-So.	1L
2	Ronnie Harris	R-Fr.	RS
46	Noah Shuler	Sr.	3L

### Additions (6)

27	BJ Daniels-Sanders	Fr.	
22	Jamari Dunbar	Fr.	
23	Elijah Henry	Fr.	
14	Taz Lindsey	Jr.	
87	R.J. McClam	So.	
26	Terrance Wilson	Fr.	

### Lettermen Lost (5)

6	Mike Holloway		
24	Darius Hammond		
2	Ben Robinson		
14	Alan Barnwell		
42	Kelan Fraise		

## WIDE RECEIVERS

### Returning (7)

84	Kameron Brown	R-So.	1L
16	Saire Davis	Jr.	2L
80	Kenny Dinkins	R-Sr.	2L
85	Taylor Karnap	So.	1L
11	Matthew Martin	So.	1L
86	Garris Schwarting	So.	1L
4	Geoffrey Wall	So.	1L

### Additions (3)

81	Dale Foster	Fr.	
19	Brandon Smith	Fr.	
	Jaquan Williams	R-Fr.	

### Lettermen Lost (5)

18	Larry Jones III		
11	Colton Korn		
9	Chris Jenkins		
82	Austin Talbott		
15	Jared Scotland		

## TIGHT ENDS

### Returning (2)

88	Travay Hatten	R-So.	1L
83	Qua-Vonn Scott	R-So.	1L

### Additions (2)

44	John Chiaramonte Jr.	Fr.	
89	Kale Rhame	Fr.	

### Letterman Lost (1)

86	Stephen Cagle		
----	---------------	--	--

## OFFENSIVE LINE

### Returning (13)

54	Gage Bostwick	R-Jr.	2L
60	Caleb Brannon	R-So.	1L
72	Frank Cirone	R-Sr.	3L
77	Jarrod Downer	R-So.	1L
78	Zack Evans	R-So.	1L
51	Joe Gold	R-Jr.	2L
65	Stephen Haralambis	R-So.	1L
74	Leroy Henry	So.	1L
79	Brackin Smith	R-So.	1L
70	Alex Thompson	R-Jr.	2L
73	Nick Tononi	R-Jr.	2L
61	Travis White	Jr.	2L
58	Jackson Williamson	R-Sr.	3L

### Additions (5)

75	Ryan Hiller	Fr.	
71	Daviyon McDaniel	Fr.	
76	J.T. Melton	Fr.	
66	J.D. Rice	R-So.	
53	D'Andra Thompson	Fr.	

### Lettermen Lost (1)

76	Erik Austell		
----	--------------	--	--

## DEFENSIVE LINE

### Returning (9)

96	Skyler Curry	So.	1L
8	Anthony Ellis	Sr.	3L
94	Eishaun Funnye	R-So.	1L
91	Jacob Garibay	R-So.	1L
95	Ramel Hambrick-Crawford	R-Jr.	2L
40	Noah Oliver	R-Jr.	2L
18	Johnny Robinson	Jr.	2L
57	Nick Sands	R-Jr.	2L
56	Mike Taylor	R-So.	1L

### Additions (4)

77	Ronald Freeman	Fr.	
	Jonathan Glover	R-Jr.	
90	Shaundre Mims	Fr.	
92	Kenneth Spiller	Fr.	

### Lettermen Lost (2)

92	Ra'sean Ray		
44	Gerald Turner		

## LINEBACKERS

### Returning (13)

42	Demarius Alexander	Jr.	2L
59	Markeith Bailey	R-Sr.	3L
34	Solomon Brown	R-Jr.	2L
43	Zane Cruz	Sr.	3L
84	Craig Johnson	R-So.	1L
50	Edward King	So.	1L
55	Joseph Maxberry IV	R-Sr.	3L
9	Demetri Royer	R-Fr.	RS
41	Bobby Ruff	Sr.	3L
52	Nick Salley	So.	1L
45	Landon Sayegh	R-Jr.	2L
5	J.D. Sosebee	R-So.	1L

35	Stefan Williams	So.	1L
----	-----------------	-----	----

### Additions (7)

32	Jonathan Earl	Fr.	
	Ty'Reik Faulks	R-So.	
	Joey Harris	R-Fr.	
33	Tah'shim Knight	Fr.	
38	Kyle Syvarth	Fr.	
31	Anton Williams	Fr.	
93	Malik Wright	R-Fr.	

### Lettermen Lost (3)

48	Seth Harrelson		
52	Blake Wilson		
53	Nikolay Timoschuk		

## DEFENSIVE BACKS

### Returning (11)

12	Josh Bell	So.	1L
48	Cameron Cain	Jr.	2L
49	Evan Cruz	So.	1L
30	Nick Graves	So.	1L
64	Quinlan Hammond	Jr.	2L
29	Shadarius Hopkins	Jr.	2L
7	Brandon Rowland	Jr.	2L
3	Jonathan Slaton	R-Jr.	2L
20	Darin Smalls	R-So.	1L
24	Jarrod Stanley	So.	1L
39	Quan White	R-So.	1L

### Additions (4)

13	James Allen	Jr.	
37	Sekwan Jenkins	Fr.	
36	Terrell Powell	Fr.	
	Avery Wilson	R-Fr.	

### Lettermen Lost (4)

4	DJ Curl		
23	Corbin Jackson		
7	Troy McGowens		
1	Raymere Thomas		

## SPECIALISTS

### Returning (5)

99	David Kennedy	Sr.	3L
69	Ethan Ray	R-Fr.	RS
63	Kyle Reighard	R-So.	1L
97	Jacob Smoak	Jr.	2L
62	Tyler Tekac	Jr.	2L

### Additions (2)

68	Wesley Echols	R-Fr.	
47	Alex Usry	Fr.	

### Lettermen Lost (3)

46	Truett Burns		
24	Darius Hammond		
48	Joseph Smith		

GENERAL

STAFF

PLAYERS

REVIEW

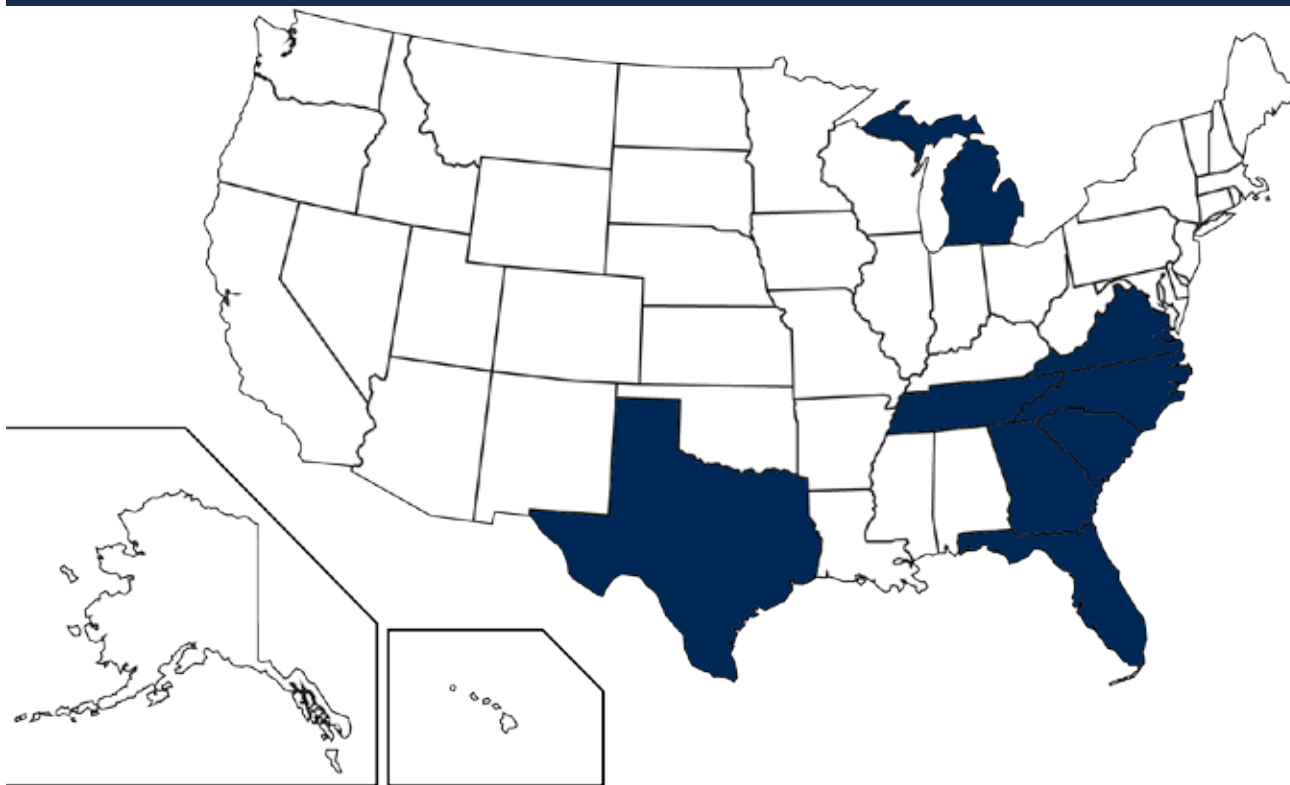
HISTORY

HONORS

RECORDS



■ GEOGRAPHICAL BREAKDOWN



**BUCS REPRESENT EIGHT STATES**

**UNITED STATES (108)**

**FLORIDA (23)**

- Altamonte Springs** - Noah Oliver, Gage Bostwick
- Apopka** - Anthony Ellis, Johnny Robinson
- Arcadia** - Stefan Williams
- Clearwater** - Demetri Royer, John Chiramonte Jr.
- Fort Lauderdale** - James Allen
- Fort Myers** - Joe Gold
- Hallandale** - Edward King
- Jacksonville** - Zane Cruz
- Lawtey** - Kenny Dinkins
- Marianna** - Anton Williams
- Miami** - Kenneth Spiller
- Naples** - Frank Cirone
- Orlando** - JD Rice
- Sebastian** - Ronald Freeman
- St. Cloud** - Leroy Henry
- St. Petersburg** - Tah'shim Knight, Dale Foster
- Tallahassee** - Terrell Powell
- Viera** - Evan Cruz
- Wesley Chapel** - Shane Bucenell

**GEORGIA (18)**

- Athens** - Qua-Vonn Scott
- Atlanta** - Ramel Hambrick-Crawford
- Bogart** - Brackin Smith
- Byron** - Saire Davis
- Dacula** - Kelan Fraise
- Douglas** - Jonathan Glover
- Fairburn** - Jarrod Stanley
- Gainesville** - J.D. Sosebee
- Hephzibah** - Taz Lindsey
- Lilburn** - Jack Chambers
- Lithonia** - Jonathan Slaton
- Macon** - Jackson Williamson
- Marietta** - Kyle Syvarth
- McDonough** - Alex Usry

**Powder Springs** - Brandon Smith

**Richmond Hill** - Ronnie Harris

**Swainsboro** - Jarrod Downer

**Vienna** - Chanin Hamilton

**NORTH CAROLINA (5)**

- Charlotte** - Elijah Henry
- High Point** - Geoffrey Wall
- Nakina** - Quinlan Hammond
- Rocky Mount** - BJ Daniels-Sanders
- Vanceboro** - Shaundre Mims

**SOUTH CAROLINA (57)**

- Aiken** - Adam Allen
- Anderson** - Matthew Martin
- Bamberg** - Garris Schwarting, Jamari Dunbar
- Beech Island** - Kameron Brown
- Blythewood** - Ryan Hiller
- Boiling Springs** - Ethan Ray
- Camden** - Demarius Alexander
- Central** - Solomon Brown
- Chapin** - Stephen Haralambis, Kale Rhame
- Charleston** - Malik Brown, Bobby Ruff
- Chesterfield** - JT Melton
- Cayce** - Johnathan Earl
- Clio** - London Johnson
- Columbia** - Cameron Cain, Josh Junious, Joseph Maxberry IV, Andrew Earle, Sekwan Jenkins
- Fairfax** - Mike Taylor
- Florence** - Zach Evans
- Goose Creek** - Noah Shuler, Tyler Tekac, Ty'Reik Faulks
- Graniteville** - Skyler Curry
- Greenville** - Quan White, Chris Sullivan
- Greer** - Nick Sands
- Hanahan** - Jacob Garibay
- Hemingway** - Eishaun Funnye

**Holly Hill** - Markeith Baily

**Irmo** - Brandon Rowland

**Latta** - RJ McClam

**Lexington** - Nick Graves, Jacob Smoak

**Leesville** - Terrance Wilson

**Myrtle Beach** - Taylor Karnap, Avery Wilson

**North Charleston** - Nick Tonomi

**Orangeburg** - D'Andra Thompson

**Pageland** - Travay Hatten

**Ridgeway** - Josh Bell

**Simpsonville** - Landon Sayegh, Jaquan Williams

**Spartanburg** - Caleb Brannon, Alex Thompson, Dequan Means-Campbell

**Summerville** - Darin Smalls, David Kennedy, Joey Harris

**Sumter** - Daviyon McDaniel

**Swansea** - Craig Johnson

**Walterboro** - Nick Salley

**Winnsboro** - Shadarius Hopkins

**York** - Travis White

**TEXAS (1)**

**Beaumont** - Robert Mitchell

**VIRGINIA (2)**

**Salem** - Kyle Reighard

**Stafford** - Malik Wright

**MICHIGAN (1)**

**Zeeland** - Wesley Echols

**TENNESSEE (1)**

**White House** - Steven Rankin



## MISSISSIPPI STATE BULLDOGS

**9-2 | STARKVILLE, MISS.**

### QUICK FACTS

Location: Starkville, Mississippi  
Colors: Maroon and White  
Stadium: Davis Wade Stadium (61,337)  
Conference: SEC  
Head Coach: Dan Mullen (8th season)  
Career Record/at MSU: 61-42/Same  
Series: First Meeting  
2016 Overall Record: 6-7  
2016 Conf. Record/Finish: 3-5/T-5th West  
2016 Final Rank: N/R

### MEDIA INFO

Media Contact: Bill Martin  
Phone: (662) 325-0967  
Email: bmartin@athletics.msstate.edu  
Web Site: hailstate.com

### 2017 SCHEDULE

Sept. 2 Charleston Southern  
Sept. 9 at Louisiana Tech  
Sept. 16 Louisiana State  
Sept. 23 at Georgia  
Sept. 30 at Auburn  
Oct. 14 BYU  
Oct. 21 Kentucky (HC)  
Oct. 28 at Texas A&M  
Nov. 4 UMass  
Nov. 11 Alabama  
Nov. 18 at Arkansas  
Nov. 23 Ole Miss

### GAME NOTES

CSU opens season against FBS foe for first time since 2011 and fourth overall; Bulldogs coming off 6-7 season and seventh straight bowl appearance

19th game versus FBS foe; sixth versus SEC

CSU's fourth SEC opponent in last four years

243-59 combined score of five prior games versus SEC

Bulldogs struggled with Samford (FCS) last October in a 56-41 win



## S.C. STATE BULLDOGS

**9-9 | ORANGEBURG, S.C.**

### QUICK FACTS

Location: Orangeburg, South Carolina  
Colors: Red and Blue  
Stadium: Oliver C. Dawson Stadium (22,000)  
Conference: MEAC  
Head Coach: Oliver Pough (15th season)  
Career Record/at SCSU: 112-51/Same  
Series: 8-0 in favor of S.C. State  
At Orangeburg: 4-0 in favor of S.C. State  
Last Meeting: Sept. 4, 1999  
2016 Overall Record: 5-6  
2016 Conf. Record/Finish: 5-3/T-5th  
2016 Final Rank: N/R

### MEDIA INFO

Media Contact: Kendrick D. Lewis  
Phone: (803) 536-8227  
Email: klewis19@scsu.edu  
Web Site: scsuathletics.com

### 2017 SCHEDULE

Sept. 3 at Southern University  
Sept. 9 Charleston Southern  
Sept. 16 Johnson C. Smith  
Sept. 23 at North Carolina Central  
Sept. 30 North Carolina A&T State  
Oct. 7 Morgan State  
Oct. 14 at Bethune-Cookman  
Oct. 21 at Delaware State  
Nov. 11 Howard  
Nov. 18 at Savannah State

### GAME NOTES

Bucs looking for first win in in-state series dormant for 18 years; Bulldogs looking to rebound from back-to-back losing seasons after strong run under long-time head coach Buddy Pough

CSU won last game vs. MEAC foe in 2013, defeating Norfolk State, 20-12, on road as part of 7-0 start to season

Bulldogs dominated early series against start-up CSU program, winning first five meetings by combined 161-18 count

2 of last 3 meetings decided by one score

S.C. State with two outright MEAC championships and four shared titles in 15 years under Pough



## ELON PHOENIX

**9-16 | ELON, N.C.**

### QUICK FACTS

Location: Elon, North Carolina  
Colors: Maroon and Gold  
Stadium: Rhodes Stadium (11,250)  
Conference: CAA  
Head Coach: Curt Cignetti (1st season)  
Career Record/at Elon: 53-17/0-0  
Series: 4-0 in favor of Elon  
At Elon: 2-0 in favor of Elon  
Last Meeting: Nov. 16, 2002  
2016 Overall Record: 2-9  
2016 Conf. Record/Finish: 1-7/T-11th  
2016 Final Rank: N/R

### MEDIA INFO

Media Contact: Chris Rash  
Phone: (336) 278-6712  
Email: crash@elon.edu  
Web Site: elonphoenix.com

### 2017 SCHEDULE

Aug. 31 at Toledo  
Sept. 9 at Furman  
Sept. 16 Charleston Southern  
Sept. 23 at Richmond  
Sept. 30 Albany  
Oct. 7 William & Mary  
Oct. 21 at Rhode Island  
Oct. 28 at Villanova  
Nov. 4 Towson  
Nov. 11 at New Hampshire  
Nov. 18 James Madison

### GAME NOTES

Bucs cap three-game season-opening road trip with visit to Elon of CAA under first-year coach Curt Cignetti, a former Alabama assistant coach; Phoenix have suffered six straight losing seasons

First meeting since 2002, a 21-13 Elon win in matchup as conference mates in Big South Football's inaugural season

Elon won three other meetings by 16 points or more

CSU 1-11 all-time vs. current members of CAA - only win a 30-27 overtime triumph over Stony Brook in Big South game in 2009

GENERAL

STAFF

PLAYERS

REVIEW

HISTORY

HONORS

RECORDS





**POINT  
SKYHAWKS**

**9-23 | CHARLESTON, S.C.**

**QUICK FACTS**

Location: West Point, Georgia  
 Colors: Navy Blue and Gold  
 Stadium: Ram Stadium (6,000)  
 Conference: AAC  
 Head Coach: Julius Dixon (2nd season)  
 Career Record/at PU: 5-6/Same  
 Series: 1-0 in favor of CSU  
 At Charleston: 1-0 in favor of CSU  
 Last Meeting: Aug. 28, 2014  
 2016 Overall Record: 5-6  
 2016 Conf. Record/Finish: 2-3  
 2016 Final Rank: N/R

**MEDIA INFO**

Media Contact: Steve Schwepker  
 Phone: (706)-385-1093  
 Email: steve.schwepker@point.edu  
 Web Site: pointskyhawks.com

**2017 SCHEDULE**

Aug. 26	at Webber International
Sept. 2	Campbellsville
Sept. 16	at Georgetown
Sept. 23	at Charleston Southern
Sept. 30	Reinhardt
Oct. 7	at Pikeville
Oct. 14	Bluefield
Oct. 21	St. Andrews
Oct. 28	Ave Maria
Nov. 4	at Cumberland
Nov. 11	at Union

**GAME NOTES**

Bucs cruised to 61-9 win over D-II Point in 2014 opener, limiting Skyhawks to 152 yards of offense; Point made strides last season, winning five games under first-year coach Julius Dixon

CSU steamrolled Point, 61-9, in 2014 opener

Bucs scored TD on first eight offensive possessions in 2014 game

Point's only points came via blocked PAT return & punt return TD



**MISSISSIPPI VALLEY STATE  
DELTA DEVILS**

**9-30 | CHARLESTON, S.C.**

**QUICK FACTS**

Location: Itta Bena, Mississippi  
 Colors: Green and White  
 Stadium: Rice-Totten Stadium (10,000)  
 Conference: SWAC  
 Head Coach: Rick Comegy (4th season)  
 Career Record/at MVSU: 156-82/4-29  
 Series: First Meeting  
 2016 Overall Record: 1-10  
 2016 Conf. Record/Finish: 1-8/5th East  
 2016 Final Rank: N/R

**MEDIA INFO**

Media Contact: LaMonica Scott  
 Phone: (662)-254-8378  
 Email: lamonica.scott@mvsu.edu  
 Web Site: mvsusports.com

**2017 SCHEDULE**

Sept. 3	at North Dakota State
Sept. 9	at Southern Illinois
Sept. 23	Grambling State
Sept. 30	at Charleston Southern
Oct. 7	at Arkansas-Pine Bluff
Oct. 14	at Alabama A&M
Oct. 21	Virginia University of Lynchburg
Oct. 28	Jackson State
Nov. 4	Texas Southern
Nov. 11	at Alcorn State
Nov. 18	Alabama State

**GAME NOTES**

CSU's first-ever meeting against a SWAC foe; MVSU the alma mater of NFL greats Deacon Jones and Jerry Rice

Delta Devils have suffered back-to-back 1-10 seasons; 6-38 over last four years



**PRESBYTERIAN  
BLUE HOSE**

**10-14 | CLINTON, S.C.**

**QUICK FACTS**

Location: Clinton, South Carolina  
 Colors: Blue and Garnet  
 Stadium: Bailey Memorial Stadium (6,500)  
 Conference: Big South  
 Head Coach: Tommy Spangler (7th season)  
 Career Record/at PC: 42-24/Same  
 Series: 14-10 in favor of PC  
 At Clinton: 7-4 in favor of PC  
 Last Meeting: Oct. 22, 2016  
 2016 Overall Record: 2-11  
 2016 Conf. Record/Finish: 1-4/5th  
 2016 Final Rank: N/R

**MEDIA INFO**

Media Contact: Simon Whitaker  
 Phone: (864)-833-8252  
 Email: swhitaker@presby.edu  
 Web Site: gobluehose.com

**2017 SCHEDULE**

Aug. 31	at Wake Forest
Sept. 9	at The Citadel
Sept. 16	Campbell
Sept. 23	Cumberland
Sept. 30	Wofford
Oct. 7	Saint Francis
Oct. 14	Charleston Southern
Oct. 28	Kennesaw State
Nov. 4	at Monmouth
Nov. 11	at Liberty
Nov. 18	Gardner-Webb

**GAME NOTES**

CSU starts Big South title defense in Clinton; Bucs gunning for league-record eighth consecutive conference road win

CSU rolled, 38-3, last season at Buccaneer Field, outgaining Blue Hose, 507-102

102 yards fewest CSU has ever allowed to FCS opponent

CSU defense has yielded just 247 yards in last two games vs. PC

CSU topped PC, 10-7, in defensive slugfest in last trip to Clinton

Bucs are 7-2 against Blue Hose since PC joined Big South



## SAVANNAH STATE TIGERS

**10-21 | CHARLESTON, S.C.**

### QUICK FACTS

Location: Savannah, Georgia  
Colors: Orange and Blue  
Stadium: Theodore A. Wright Stadium (8,500)  
Conference: MEAC  
Head Coach: Erik Raeburn (2nd season)  
Career Record/at SSU: 135-39/3-7  
Series: 6-0 in favor of CSU  
At Charleston: 4-0 in favor of CSU  
Last Meeting: Oct. 3, 2009  
2016 Overall Record: 3-7  
2016 Conf. Record/Finish: 3-5/8th  
2016 Final Rank: N/R

### MEDIA INFO

Media Contact: Opio Mashariki  
Phone: (912)-358-3430  
Email: mashariki@savannahstate.edu  
Web Site: ssuathletics.com

### 2017 SCHEDULE

Sept. 9	at Appalachian State
Sept. 16	at Montana
Sept. 23	Florida A&M
Sept. 30	at Bethune-Cookman
Oct. 7	Hampton
Oct. 14	at Morgan State
Oct. 21	Charleston Southern
Oct. 28	at Norfolk State
Nov. 4	Delaware State
Nov. 11	at North Carolina A&T
Nov. 18	South Carolina State

### GAME NOTES

CSU caps non-conference play with visit from Tigers of the MEAC; Bucs have won prior six meetings by average of almost 23 points

Bucs rolled to 47-10 win in 2009 in last meeting between two programs

Tigers transitioning back to Division II, starting in 2018



## MONMOUTH HAWKS

**10-28 | CHARLESTON, S.C.**

### QUICK FACTS

Location: Long Branch, New Jersey  
Colors: Midnight Blue and White  
Stadium: Kessler Field (4,000)  
Conference: Big South  
Head Coach: Kevin Callahan (25th season)  
Career Record/at MU: 135-115/Same  
Series: 3-0 in favor of CSU  
At Charleston: 1-0 in favor of CSU  
Last Meeting: Sept. 24, 2016  
2016 Overall Record: 4-7  
2016 Conf. Record/Finish: 0-5/6th  
2016 Final Rank: N/R

### MEDIA INFO

Media Contact: Greg Viscomi  
Phone: (732)-571-4447  
Email: gviscomi@monmouth.edu  
Web Site: monmouthhawks.com

### 2017 SCHEDULE

Sept. 2	Lafayette
Sept. 9	Lehigh
Sept. 16	at Albany
Sept. 23	at Hampton
Sept. 30	at Bucknell
Oct. 7	at Holy Cross
Oct. 21	Liberty
Oct. 28	at Charleston Southern
Nov. 4	Presbyterian
Nov. 11	Gardner-Webb
Nov. 18	at Kennesaw State

### GAME NOTES

CSU has completely dominated series since Monmouth joined Big South, outscoring Hawks 99-14 in three wins; Bucs +778 in total offense in those matchups

Shane Bucenell made first career start in New Jersey last September, throwing for 98 yards and TD while adding 73 rushing yards

Anthony Ellis & Solomon Brown dominated last year's meeting, combining for two sacks and 5.5 TFL

Bucs blitzed Monmouth, 37-7, in rain in Hawks first visit to Charleston in 2015



## GARDNER-WEBB RUNNIN' BULLDOGS

**11-4 | BOILING SPRINGS, N.C.**

### QUICK FACTS

Location: Boiling Springs, North Carolina  
Colors: Scarlet, Black, and White  
Stadium: Ernest W. Spangler Stadium (9,000)  
Conference: Big South  
Head Coach: Carroll McCray (5th season)  
Career Record/at GWU: 36-65/20-26  
Series: 10-6 in favor of GWU  
At Boiling Springs: 5-2 in favor of GWU  
Last Meeting: Nov. 5, 2016  
2016 Overall Record: 5-6  
2016 Conf. Record/Finish: 3-2/Tied 3rd  
2016 Final Rank: N/R

### MEDIA INFO

Media Contact: Marc Rabb  
Phone: (704)-406-4355  
Email: mrabb@gardner-webb.edu  
Web Site: gwusports.com

### 2017 SCHEDULE

Sept. 2	North Carolina A&T
Sept. 9	at Wyoming
Sept. 16	Western Carolina
Sept. 23	at Wofford
Oct. 7	Shorter
Oct. 14	at North Carolina Central
Oct. 21	at Kennesaw State
Nov. 4	Charleston Southern
Nov. 11	at Monmouth
Nov. 18	at Presbyterian

### GAME NOTES

CSU looks to avenge lone Big South loss in last two years, a 17-10 setback last November; GWU returns Big South Off. P.O.Y. Tyrell Maxwell at quarterback

Maxwell rushed for 144 yards in second half last year to lead GWU to upset win

Runnin' Bulldogs converted 6-of-9 third down tries in second half

CSU mustered just three points after five-play, 70-yard TD drive to open game

CSU rolled to 34-0 shutout in last trip to Boiling Springs in 2015, holding GWU to 20 second half yards and 110 total

GENERAL

STAFF

PLAYERS

REVIEW

HISTORY

HONORS

RECORDS





**KENNESAW STATE  
OWLS**

**11-11 | KENNESAW, GA.**

**QUICK FACTS**

Location: Kennesaw, Georgia  
 Colors: Black and Gold  
 Stadium: Fifth Third Bank Stadium (8,300)  
 Conference: Big South  
 Head Coach: Brian Bohannon (3rd season)  
 Career Record/at KSU: 14-8/Same  
 Series: 2-0 in favor of CSU  
 At Kennesaw: 1-0 in favor of CSU  
 Last Meeting: Nov. 19, 2016  
 2016 Overall Record: 8-3  
 2016 Conf. Record/Finish: 3-2/Tied 3rd  
 2016 Final Rank: RV

**MEDIA INFO**

Media Contact: Mike DeGeorge  
 Phone: (470)-578-7589  
 Email: mdegeorg@kennesaw.edu  
 Web Site: ksuowls.com

**2017 SCHEDULE**

Aug. 31 at Samford  
 Sept. 9 Tennessee Tech  
 Sept. 16 at Alabama State  
 Sept. 30 North Greenville  
 Oct. 7 Texas Southern  
 Oct. 14 at Liberty  
 Oct. 21 Gardner-Webb  
 Oct. 28 at Presbyterian  
 Nov. 4 at Montana State  
 Nov. 11 Charleston Southern  
 Nov. 18 Monmouth

**GAME NOTES**

Bucs' road finale comes against year-three Kennesaw program that appears poised to be its biggest challenger; CSU has limited KSU triple option to 285 rushing yards in two games

CSU has mastered triple option in recent years, allowing just 806 total yards (3.6 per carry) in five games (4-1 record - 117-62 total score in those games)

Zane Cruz delivered one of best games of career last year vs. Owls, tallying two sacks, three quarterback hits and seven tackles

CSU clinched first-ever outright Big South crown and FCS playoff bid in first trip to Kennesaw in 2015, scoring 28 unanswered points in 28-14 win

**LIBERTY  
FLAMES**

**11-18 | CHARLESTON, S.C.**

**QUICK FACTS**

Location: Lynchburg, Virginia  
 Colors: Navy Blue and Red  
 Stadium: Williams Stadium (20,000)  
 Conference: Big South  
 Head Coach: Turner Gill (6th season)  
 Career Record/at LU: 60-74/35-25  
 Series: 19-5 in favor of LU  
 At Charleston: 9-2 in favor of LU  
 Last Meeting: Nov. 12, 2016  
 2016 Overall Record: 6-5  
 2016 Conf. Record/Finish: 4-1/Tied 1st  
 2016 Final Rank: N/R

**MEDIA INFO**

Media Contact: Todd Wetmore  
 Phone: (434)-582-2292  
 Email: twetmore@liberty.edu  
 Web Site: liberty.edu

**2017 SCHEDULE**

Sept. 2 at Baylor  
 Sept. 9 Morehead State  
 Sept. 16 Indiana State  
 Sept. 23 at Jacksonville State  
 Sept. 30 St. Francis  
 Oct. 14 Kennesaw State  
 Oct. 21 at Monmouth  
 Oct. 28 at Gardner-Webb  
 Nov. 4 Duquesne  
 Nov. 11 Presbyterian  
 Nov. 18 at Charleston Southern

**GAME NOTES**

FBS bound Flames not eligible for league title or playoff berth; CSU with 1,550 yards of offense during three-game series winning streak

CSU dominated Liberty in first-place clash last November in Lynchburg, rolling to a 31-6 halftime lead while allowing just 75 yards

Bucenell posted one of best passing days of season, completing 10-of-16 throws for 170 yards and 3 TD

CSU secured perfect Big South season with 31-24 victory over Liberty in Flames last trip to Charleston in 2015

**2017 Big South Football  
Preseason All-Conference Team**

**PRESEASON OFFENSIVE PLAYER OF THE YEAR**

Tyrell Maxwell, Sr., QB, Gardner-Webb, Cordova, S.C.

**PRESEASON DEFENSIVE PLAYER OF THE YEAR**

Anthony Ellis, Sr., DL, Charleston Southern, Apopka, Fla.

OFFENSE	SCHOOL	YR
QB Tyrell Maxwell	Gardner-Webb	Sr.
RB Carrington Mosely	Liberty	Sr.
RB Darnell Holland	Kennesaw State	Jr.
WR Reggie White Jr.	Monmouth	R-Jr.
WR Justin Sumpter	Kennesaw State	R-Jr.
<b>WR Kameron Brown</b>	<b>Charleston Southern</b>	<b>R-So.</b>
TE Jake Powell	Monmouth	So.
<b>OL Frank Cirone</b>	<b>Charleston Southern</b>	<b>Sr.</b>
OL Dontae Duff	Liberty	R-So.
OL Will Millikan	Gardner-Webb	Jr.
OL Zach Mitchler	Kennesaw State	R-Jr.
OL Alex Thompson	Monmouth	Sr.
DEFENSE	SCHOOL	YR
<b>DL Anthony Ellis</b>	<b>Charleston Southern</b>	<b>Sr.</b>
DL Tonarius Portress	Kennesaw State	Sr.
DL Desmond Johnson	Kennesaw State	R-So.
DL Juwan Wells	Liberty	Jr.
<b>LB Solomon Brown</b>	<b>Charleston Southern</b>	<b>R-Jr.</b>
<b>LB Zane Cruz</b>	<b>Charleston Southern</b>	<b>Sr.</b>
LB Anthony Gore Jr.	Kennesaw State	R-Jr.
LB Izzy Sam	Kennesaw State	R-Sr.
DB Mike Basile	Monmouth	Sr.
DB Taylor Henkle	Kennesaw State	R-Jr.
<b>DB Shadarius Hopkins</b>	<b>Charleston Southern</b>	<b>Jr.</b>
DB Chris Turner	Liberty	R-Sr.
SPECIAL TEAMS	SCHOOL	YR
PK Alex Probert	Liberty	So.
P Trey Turner	Liberty	Gr.
LS Hunter Winstead	Liberty	Gr.
KR Frankie Hickson	Liberty	R-So.

**2017 Big South Preseason Poll (first-place votes)**

	1	2	3	4	5	Points
1. Charleston Southern (9)	9	8	1	--	--	80
Kennesaw State (9)	9	8	1	--	--	80
3. Gardner-Webb	--	2	14	2	--	54
4. Monmouth	--	--	2	14	2	36
5. Presbyterian College	--	--	--	2	16	20
- Liberty *	n/a					

\* - not eligible for preseason poll due to transition to FBS  
Note: points are based on a weighted system, with first-place votes receiving 5 points, followed by 4 points for second-place, and so on.

**2017 Big South Football Composite Schedule**

Thursday, August 31

Kennesaw State at Samford, 7p.m.  
Presbyterian at Wake Forest

Saturday, September 2

CHARLESTON SOUTHERN at Mississippi State,  
LIBERTY at Baylor  
MONMOUTH vs. Lafayette, 3 p.m.  
GARDNER-WEBB vs. North Carolina A&T, 6 p.m.

Saturday, September 9

PRESBYTERIAN at The Citadel,  
GARDNER-WEBB at Wyoming,  
MONMOUTH vs. Lehigh, 1 p.m.  
KENNESAW STATE vs. Tennessee Tech, 7 p.m.  
LIBERTY vs. Morehead State, 6 p.m.  
CHARLESTON SOUTHERN at S.C. State, 6 p.m.

Saturday, September 16

CHARLESTON SOUTHERN at Elon  
LIBERTY vs. Indiana State, 6 p.m.  
KENNESAW STATE at Alabama State, 8 p.m.  
MONMOUTH at Albany  
GARDNER-WEBB vs. Western Carolina, 6 p.m.  
PRESBYTERIAN vs. Campbell

Saturday, September 23

GARDNER-WEBB at Wofford  
MONMOUTH at Hampton, 6 p.m.  
LIBERTY vs. Jacksonville State, 7 p.m.  
CHARLESTON SOUTHERN vs. Point, 6 p.m.  
PRESBYTERIAN vs. Cumberland

Saturday September 30

KENNESAW STATE vs. North Greenville, 3:30 p.m.  
LIBERTY vs. St. Francis, 6 p.m.  
CHARLESTON SOUTHERN vs. Mississippi Valley  
State, 6 p.m.  
MONMOUTH at Bucknell, 6 p.m.  
PRESBYTERIAN vs. WOFFORD

Saturday, October 7th

PRESBYTERIAN vs. Saint Francis  
GARDNER WEBB vs. SHORTER, 1:30 p.m.  
MONMOUTH at Holy Cross  
KENNESAW STATE vs. Texas Southern, 7 p.m.

Saturday, October 14

CHARLESTON SOUTHERN at PRESBYTERIAN  
LIBERTY vs. KENNESAW STATE, 6 p.m.  
GARDNER-WEBB at North Carolina Central

Saturday, October 21

KENNESAW STATE vs. GARDNER WEBB  
MONMOUTH vs. LIBERTY, 1 p.m.  
CHARLESTON SOUTHERN at PRESBYTERIAN

Saturday, October 28

CHARLESTON SOUTHERN vs. MONMOUTH, 6 p.m.  
LIBERTY vs. GARDNER-WEBB, 1:30 p.m.  
KENNESAW STATE at PRESBYTERIAN

Saturday, November 4

KENNESAW STATE at Montana State, 2 p.m.  
CHARLESTON SOUTHERN at GARDNER-WEBB  
1:30 p.m.  
PRESBYTERIAN at MONMOUTH, 1 p.m.  
LIBERTY vs. Duquensne, 3:30 p.m.

Saturday, November 11

GARDNER-WEBB at MONMOUTH, Noon  
PRESBYTERIAN at LIBERTY, 3:30 p.m.  
CHARLESTON SOUTHERN at KENNESAW STATE

Saturday, November 18

KENNESAW STATE vs. MONMOUTH  
GARDNER-WEBB at PRESBYTERIAN  
LIBERTY at CHARLESTON SOUTHERN, Noon

GENERAL

STAFF

PLAYERS

REVIEW

HISTORY

HONORS

RECORDS





# MARK TUCKER

## HEAD COACH

FIFTH SEASON AT CHARLESTON SOUTHERN  
 FIRST AS HEAD COACH  
 EAST TENNESSEE STATE '87

Mark Tucker enters his first season as Charleston Southern head coach in 2017. Tucker was elevated to head coach in early January after serving as quarterbacks coach during the most successful four-year run in program history.

Tucker was an integral part of a staff that completely transformed CSU Football. CSU has won 35 games over the last four seasons, capturing a pair of Big South Conference championships and FCS playoff berths in the process. The Bucs advanced to the national quarterfinals in 2015 and have been ranked in the top-25 for 21 consecutive weeks dating back to that campaign. The program had been ranked just once in its first 22 years of existence.

Tucker's wealth of experience and depth of knowledge have been instrumental in CSU's growth. His quarterbacks have directed a CSU offense that has ranked among the nation's elite in rushing offense each of the last four years. He has developed consistent quarterback play with Shane Bucenell, Austin Brown, Kyle Copeland, Malcolm Dixon, and Danny Croghan all making significant impacts.

Tucker made his mark again in 2016 as Bucenell excelled in a starting role as a redshirt freshman after the veteran Copeland suffered an early season-ending injury. CSU ranked sixth nationally in rushing on its way to a second straight Big South title and playoff berth with Bucenell at the reins of the offense. He was twice named the Big South Freshman of the Week and shined when the Bucs needed him most with a season-high four touchdown passes in the double overtime win at No. 14 Coastal Carolina. He added three touchdowns apiece in wins over Bucknell and Liberty in guiding the Bucs' to a Big South championship and a berth in the FCS Playoffs.

Under Tucker's tutelage, Brown earned second team All-Big South honors in 2015. Brown peaked at the right time to help lead CSU to an outright Big South Conference championship and the program's first-ever berth in the FCS Playoffs. He played one of the best halves of his career in the Bucs' win over top-ranked Coastal Carolina, and passed for a CSU career-best 301 yards in the triumph over Liberty.

Copeland also developed under Tucker's watch. He earned a start against ETSU and passed for a career-high 177 yards. He also started against Alabama, and played much of the FCS playoff quarterfinal game against top-seeded Jacksonville State, helping power the Bucs offense to 38 points.


Tucker helped lead a CSU offense that led the country in time of possession for a second straight season in 2014. He aided Brown in his acclimation to Jamey Chadwell's spread option offense. Brown grew in his feel for the offense and played some of his best football in CSU's three-game winning streak to end the Big South season. For the year, the UAB

### COACHING CAREER

Year	School	Position
1987	ETSU	Assistant
1998	The Citadel	Assistant
1989	Hargrave Military Academy	(Head Coach)
1990-91	Williamsburg Academy	(Head Coach)
1992-95	The Citadel	Assistant
1996	The Citadel	Offensive Coordinator
1997-98	ETSU	Assistant
2002-03	ETSU	Assistant
2004	Mountain Empire Warriors	(Head Coach)
2013-16	Charleston So.	Quarterbacks
2017	Charleston So.	Head Coach

### HEAD COACHING RECORD

Year	School	Position	Record
2017	Charleston So.	Head Coach	First Year



transfer threw for 1,848 yards and 11 touchdowns while also tallying 254 rushing yards and five more scores. Tucker also helped direct sophomore Croghan, who sparked the Bucs' offense in a reserve role, particularly in an overtime win at Charlotte.

Tucker's experience proved valuable for CSU in 2013, as the Bucs set a school record with 10 victories to earn a No. 22 final national ranking. Under Tucker, senior Dixon played the best football of his career to pace CSU to a 4-0 start. When Dixon went down with an injury during the fourth quarter of the Appalachian State game, Tucker was then able to mentor a pair of freshmen in Croghan and Copeland. The Bucs continued to win even without their veteran signal caller, as Croghan ran up a 5-1 record as a starter to earn Big South Offensive Freshman of the Year honors. Copeland too showed flashes of his potential, starting twice and rushing for 230 yards and three touchdowns.

Tucker, a Charleston native, coached former CSU head coach Jamey Chadwell at East Tennessee State and was an assistant at The Citadel in the 1990's.

In his six seasons as an assistant at The Citadel, Tucker was a part of record-setting offenses for the Bulldogs. In his final season of 1996, he served as the offensive coordinator and quarterbacks coach. Tucker is a former assistant at the two Southern Conference schools. Most recently, he spent four seasons at ETSU, where he coached the offensive line for one season and running backs and tight ends for two years.

Prior to being named offensive coordinator, he coached offensive skill players over a three-year stretch during some of the Bulldogs' best seasons in school history. In 1994, The Citadel set the national rushing record with 382.6 yards per game, which led all divisions. He was also part of the Bulldogs squad that reached the I-AA Quarterfinals and won the Southern Conference Championship in 1992. That team was ranked No. 1 in the national poll during the season. He was also an assistant at The Citadel for one season in 1988, when the Bulldogs reached the I-AA Playoffs and were ranked 14th nationally.

## THE TUCKER FILE

**Wife:** Wendy

**Children:** Emilee, Ammanda, Andrew Joseph, Garrett Duncan, Alexis

**Education:** ETSU, 1987

**Hometown:** Charleston, S.C.



Tucker has also served as head coach at Williamsburg Academy and Hargrave Military Academy.

Tucker was the head coach of the Mountain Empire Warriors, a semi-pro football team in the North American Football League. He led the Warriors to a 10-2 record and a Top-10 ranking out of 115 league teams. The Warriors were first in rushing yards at 273 per game and first in total defense and turnover margin.

Tucker played at ETSU from 1982-'86 and was a three-year letterman at quarterback.

Tucker is a 1987 graduate of ETSU and has five children, Emilee (Tucker) Howard, Ammanda, Andrew Joseph, step-son Garrett Duncan and Alexis. He is married to the former Wendy Hatch.

GENERAL

STAFF

PLAYERS

REVIEW

HISTORY

HONORS

RECORDS





# ZANE VANCE

**ASSISTANT HEAD COACH/DEF. COORD./LINEBACKERS**

FIRST SEASON AT CHARLESTON SOUTHERN  
EAST TENNESSEE STATE '86

Zane Vance enters his first year as Charleston Southern's assistant head coach and defensive coordinator in 2017. Vance will also coach CSU's linebackers.

Vance comes to CSU after spending the last four seasons as the assistant head coach at New Mexico State. During his tenure with the Aggies, Vance served as special teams coordinator and defensive coordinator, while also working with defensive ends and linebackers.

Vance takes over a defensive unit that has been the foundation of CSU's recent success. The Bucs have rode the 'Blue Swarm' to 35 wins and a pair of Big South titles and FCS Playoff appearances over the last four years.

CSU finished seventh nationally in total defense in 2016 and boasted five all-conference selections and three All-Americans, including Big South Defensive Player of the Year, Anthony Ellis.

Under Vance's leadership in 2015, New Mexico State amassed 914 tackles with 56 tackles for loss. The Aggies also recorded 15 sacks, which tripled the team's five sacks from 2014. Additionally, the team grabbed 12 interceptions and forced nine fumbles. With Vance's guidance, Jaden Wright was selected as the Sun Belt Conference's Defensive Player of the Week for his performance against Georgia State on Sept. 12. Wright led the Aggies with 12 tackles, a fumble recovery returned for a touchdown and an interception.

In 2014, Vance coached Rodney Butler to a career-high and team-best 119 tackles. This earned the linebacker third-team All-Sun Belt Conference honors from Phil Steele.

Vance coached the inside linebackers in 2013 and assisted with kickoff return and kickoff coverage teams. Under his guidance, inside linebacker Trashaun Nixon was named to the All-Independence Team in 2013. Nixon was second with 93 tackles and had a team-leading 13 tackles for loss and three sacks. As a group, the inside linebackers recorded 225 tackles, 23 tackles for loss and five sacks. Vance also helped Bryan Bonilla rank third on the team with 75 tackles. As a unit, the inside linebackers recorded 96 tackles in 2013.

Vance was the head coach at The Master's Academy in Oviedo, Fla., in 2012 where he guided his team to a 9-3 record and the Sunshine State Athletic Conference championship. In 2011, he was an assistant coach at Cuyahoga Valley Christian Academy in Stow, Ohio, coaching the linebackers and serving as special teams coordinator.

Vance spent seven seasons with the Golden Flashes of Kent State after joining the coaching staff as the inside linebackers coach prior in 2004. Vance also served as Kent State's recruiting coordinator for two seasons, while handling special teams coordinator duties and working with the tight ends. Vance worked with current New Mexico State head coach Doug Martin at Kent State. Vance's 2009 signing class was rated 62nd in the country by Rivals.com, which was the top ranking in the Mid-American Conference and the highest in the history of the program.

In his role as linebackers coach, he mentored Derek Burrell to a pair of All-MAC honors after he posted 112 and 119 tackles in back-to-back seasons. Vance came to Kent State following eight years as the special teams coordinator, linebackers and fullbacks coach with the Dobyyns-Bennett H.S. football team in Kingsport, Tenn. During his tenure at Dobyyns-Bennett from 1996-03, the team captured the Big East Conference title in seven of eight seasons.

Prior to his time at Dobyyns-Bennett, Vance served as head coach of the Unicoi County H.S. football team in Erwin, Tenn. from 1993-95, where he led his team to the playoffs for the first time in fifteen years.

Vance began his coaching career at his alma mater, East Tennessee State University. There, he served as the defensive line coach from 1987-91, where he was able to coach two future NFL players.

Vance was a letterwinner at ETSU in 1984 and earned a bachelor's degree in physical education in 1986. He continued his education at Austin Peay State University, where he earned a master's degree in health and physical education.

He and his wife Debbie have five sons, Nate, Taylor, Isaac, Seth and Luke.





# KEVIN MCKEETHAN

## WIDE RECEIVERS/RECRUITING COORDINATOR

### FIRST SEASON AT CHARLESTON SOUTHERN MARYVILLE '07

Kevin McKeethan begins his first season as CSU's wide receivers coach in 2017.

McKeethan comes to CSU with a strong connection to new assistant head coach and defensive coordinator Zane Vance, as he served alongside him on the staff at New Mexico State for the past five seasons. While at NMSU, McKeethan spent time as wide receivers coach, pass game coordinator, recruiting coordinator, and academic liaison.

In 2017 as NMSU recruiting coordinator, McKeethan put together the third-ranked recruiting class in the Sun Belt Conference, as ranked by Scout.com. Individually, he signed a pair of three-star prospects for the Aggies.

McKeethan's wide receivers recorded 2,939 receiving yards on 253 receptions for an average of 11.62 yards per catch in 2016. This continued NMSU's trend of hovering around 3,000 passing yards a season as the Aggies featured a balanced offensive attack.

The Aggies topped 3,000 receiving yards in 2015. Two players amassed over 500 yards receiving in 2014, paced by Tyrian Taylor's team-high 691 yards on 39 catches.

McKeethan spent 2013 and 2014 as the Aggies' tight ends coach. In 2012, he served as a graduate assistant coach, where he worked with the quarterbacks and assisted the offensive coordinator.

McKeethan spent the 2011 season as the offensive coordinator and quarterbacks coach at Greensboro College in North Carolina. There, he mentored freshman quarterback Ryan Thronset to all-conference honors. Thronset compiled the best completion percentage in school history, as well as top-five marks in passing yardage and total offense. McKeethan coached four first-year players to the all-conference squad in 2011, including first-team receiver Dexter Russell, who set a school record for receiving yards in a game.

McKeethan served as a graduate assistant at Kent State from 2007-2010, working with Jerry McManus and Doug Martin. He was responsible for coaching the scout teams, film breakdowns and out-of-area recruiting. McKeethan also assisted with coaching the quarterbacks and wide receivers. In 2010, he worked with All-MAC receivers Tyshon Goode and Sam Kirkland.

McKeethan earned a bachelor's degree in mathematics from Maryville College in 2007. He was a letterwinner as a quarterback in football and earned the top offensive player award in 2005. He led the team to a conference title in 2007. He also played baseball.

He was a three-year academic all-conference selection and seven-time member of the Maryville College Dean's List.

McKeethan earned a master's degree in sports and recreational management from Kent State in 2010. A native of Oak Ridge, Tenn., he began his coaching career at Oak Ridge High School in 2006.



GENERAL

STAFF

PLAYERS

REVIEW

HISTORY

HONORS

RECORDS





# RON HUDSON

## OFFENSIVE LINE

### FIRST SEASON AT CHARLESTON SOUTHERN MUSKINGUM COLLEGE '86

Ron Hudson enters his first season as Charleston Southern's offensive line coach in 2017. Hudson comes to CSU with a wealth of experience at the FCS and FBS levels. He most recently served as the offensive line coach at Alabama State in the spring of 2017. Prior to that, he served as an offensive analyst and consultant at Penn State in 2016. Hudson worked alongside CSU head coach Mark Tucker at The Citadel in 1995.

Hudson takes over a group that has powered one of the nation's best rushing attacks in recent years. Left tackle Erik Austell, the anchor of the offensive line, graduated last spring as a two-time All-American and signed a free agent contract with the Denver Broncos after becoming the first Buc to participate in the NFL Combine. Overall, the unit has helped CSU claim back-to-back Big South Conference championships and FCS playoff berths.

Hudson made an impact as the offensive line coach at Nevada from 2013-2015. As one of the first hires to head coach Brian Polian's staff, Hudson brought experience from 12 collegiate programs to Reno. He helped Joel Bitonio cement his legacy as one of the top linemen in program history in his first season in Reno. Bitonio went on to earn First Team All-Mountain West honors in 2013, become the second-highest NFL draft pick in program history and start all 16 games for the Cleveland Browns in his rookie season.

Hudson's offensive line helped Nevada over 200 yards rushing per game in 2014, marking the seventh time in the past nine seasons the Union reached that milestone. Hudson's line was young in 2014, but it undoubtedly improved as the season went on, culminating with a 408-yard rushing game against UNLV to close the regular season. Hudson helped Nevada post a 7-6 record in 2014 on its way to a trip to the R+L Carriers New Orleans Bowl.

The Pack ranked fifth in the Mountain West and 38th in the nation in rushing in 2013, averaging over 205 yards per game. Hudson helped mentor senior center Matt Galas, who started every game and earned second team All-MW accolades, and senior Kyle Roberts, who was signed as an undrafted free agent by the Broncos.

Hudson came to Nevada after one season as the run game coordinator and offensive line coach at Massachusetts. Prior to that, he served in the same capacity at Nevada's Mountain West foe, New Mexico. Hudson spent six seasons at Louisiana-Lafayette, serving as assistant head coach, offensive coordinator and offensive line coach during his tenure with the Cajuns. Under Hudson, the Cajuns produced one of the nation's most dominating running games as ULL finished top-15 nationally in rushing offense four times, ranking seventh in 2005 and 2007. The Cajuns were also in the top-15 in fewest sacks allowed on three different occasions.

During the 2005 Sun Belt championship season, Hudson tutored an offensive line that paved the way for a school-record 2,797 rushing yards and 34 rushing touchdowns. ULL allowed just nine sacks on the season. The rushing mark was broken two years later as ULL topped the 3,000-yard mark in 2007 (the first Sun Belt team to ever do so) with a pair of 1,000-yard rushers.

A national finalist for 2008 offensive line coach of the year, Hudson tutored seven All-Sun Belt performers from 2006-08, including three-time All-SBC tackle Jesse Newman. Hudson came to UL after serving as the offensive line coach at Texas A&M-Kingsville. He coached three all-conference players, including Roy Stroud, who was a Division II All-American.

Before arriving at Louisiana-Lafayette, Hudson spent three seasons at UTEP. He was tight ends coach from 2001-2002 and then served as defensive line coach and recruiting coordinator in 2003.

Hudson began his coaching career in 1991, with the first of a two-year stint as a graduate assistant at Louisville. He coached tight ends at Illinois State in 1993 before spending the 1994 season as the offensive coordinator at Urbana University in Ohio.

He coached tight ends at The Citadel in 1995 and was the offensive line coach at Lenoir-Rhyne College in 1996 before becoming the special teams coordinator and tight ends coach at Kent State in 1997. He moved on to two seasons as the offensive line coach at Southeast Missouri State in 1998-99 before spending one season at Bowling Green in 2000 before landing the job at UTEP.

A native of Columbus, Ohio, Hudson was a four-year starter at center at Muskingum College from 1983-86.





# JOSH COOPER

## DEFENSIVE LINE

### FIRST SEASON AT CHARLESTON SOUTHERN OLE MISS '04

Former NFL defensive lineman Josh Cooper begins his first season as CSU's defensive line coach in 2017. Cooper joins the staff following one season as a defensive assistant and defensive line coach at Ave Maria University, an NAIA program in Florida. Prior to Ave Maria, Cooper served three seasons as a defensive assistant at Duke University under head coach David Cutcliffe.

During Cooper's three seasons at Duke, the Blue Devils enjoyed some of the greatest success in the program's history. Duke played in the ACC Championship Game in 2013 and made appearances in the Chick-Fil-A Bowl (2013), the Sun Bowl (2014), and the Pinstripe Bowl (2015). In 2015, Cooper also worked with the Atlanta Falcons' defensive line as a Bill Walsh Minority Intern during summer camp.

Prior to his time at Duke, he was the defensive line coach and assistant strength coach at Hamden-Sydney University (Va.) for one season.

Cooper entered the coaching ranks following a playing career that took him to the NFL, where he suited up for the San Francisco 49ers and New Orleans Saints. As a member of the Saints, he played in the 2006 NFC Championship Game.

He also helped the Frankfurt Galaxy win the NFL Europe championship by tying the World Bowl's sack record.

Cooper was a standout defensive lineman at Ole Miss. He played in four bowl games and was named the Cotton Bowl Defensive MVP in 2004. Cooper was a teammate of former CSU assistant, and current Memphis assistant, Marcus Woodson, with the Rebels.

Cooper and his wife Kristen have three sons, Joshua, Brendan, and Christian.



GENERAL

STAFF

PLAYERS

REVIEW

HISTORY

HONORS

RECORDS





# MIKE ADAMS

## SAFETIES

### FIRST SEASON AT CHARLESTON SOUTHERN BALL STATE '98

Mike Adams begins his first season as Charleston Southern's safeties coach in 2017. Adams comes to CSU after spending the past three seasons working with nickel backs and inside linebackers at the University of South Alabama.

Adams will mentor a young secondary that has been among the nation's best over the past several years. The Buccaneers finished third nationally this past season in passing yards allowed per game and 20th in passing efficiency defense. CSU was seventh overall in total defense in 2016.

At South Alabama, Adams helped the senior trio of Maleki Harris, Davin Hawkins and Desmond LaVelle set career-high tackle totals as the Jaguars finished fourth in the Sun Belt Conference in both total and scoring defense. In addition to allowing less than 400 yards per game, the unit was less than a half point from standing second in the league in scoring defense.

He joined the South Alabama staff after helping South Carolina State post a winning record in seven of his eight seasons at the school. That run included four conference championships and FCS playoff berths.

Adams arrived at SCSU in 2006 as defensive backs coach and special teams coordinator – he was promoted to defensive coordinator two seasons later – and would help the Bulldogs record a 64-30 (68.1%) overall mark while going 52-12 (81.3%) in Mid-Eastern Athletic Conference action. SCSU won two outright (2008 and '09) league championships and shared two others ('10 and '13) during that span, while he helped 13 individuals earn all-MEAC accolades.

He helped eight South Carolina State players reach the NFL in Phillip Adams, Rafael Bush, Dominique Ellis, Jakar Hamilton, Kimario McFadden, Marshall McFadden, Joe Thomas and Christian Thompson.

Adams led a 2013 unit that led the nation in total defense and pass efficiency defense, while also ranking second against the run and pass and third in scoring defense. The Bulldogs ended a two-year postseason drought, claiming a share of the MEAC crown while finishing 9-4 overall and 7-1 in the league.

SCSU paced the country in pass defense, was second in total and pass efficiency defense, and fourth against the run and in scoring defense en route to a 9-3 mark and a playoff appearance in 2010. The previous fall – while going 10-2 with an undefeated league record – Adams guided a unit that ranked top-ten nationally in four of those categories. The Bulldogs were 11th in pass defense as well that year. SCSU also won 10 contests and was undefeated in MEAC play in 2008 while allowing just 17 points per outing, a figure that was seventh in the nation.

Adams earned a degree in sport administration from Ball State in 1998. He served as a student assistant during the 1997 season. After graduating, he was an assistant at St. Joseph's (Ind.), where after his first season on staff he made the move from working with wide receivers and running backs to guiding Puma defensive backs.

Prior to joining the SCSU staff, Adams served as defensive backs coach and special teams coordinator at West Georgia.

He is married to the former Natasha Taylor, and the couple has a son, Nataysuan, and a daughter, Sasha.





# BRYANT FOSTER

## CORNERBACKS

### FIRST SEASON AT CHARLESTON SOUTHERN GARDNER-WEBB '99

Bryant Foster enters his first season as Charleston Southern's cornerbacks coach in 2017. Foster spent the past two seasons as cornerbacks coach and defensive pass game coordinator at Hampton University. Foster served in the same capacity at Campbell from 2013-14.

Foster will look to boost a young secondary that lost three starters from the 2016 squad that finished third nationally in passing yards allowed and 20th in passing efficiency defense. CSU ranked seventh nationally in total defense last year.

In 2014 at Campbell, Foster helped the Fighting Camels rank top-50 nationally in pass efficiency defense (46th) and top-30 in red zone defense (26th). Brandon Mobley tied the NCAA record for interceptions returned for touchdowns in a season.

Prior to his stint at Campbell, Foster coached at Delaware State for two seasons, helping the Hornets to their first winning season in five years in 2012. Delaware State ranked second in the MEAC that season with 15 interceptions.

Under Foster's tutelage, Delaware State cornerback Nick Williams ranked sixth in the MEAC with three interceptions, including one he returned for a touchdown. Delaware State also ranked second in the MEAC in turnover ratio at 1.36 (+15).

Prior to joining the Hornets, Foster spent four seasons as an assistant coach at his alma mater, Gardner-Webb. In 2010, with Foster serving as cornerbacks coach, Gardner-Webb ranked sixth nationally in pass defense and 15th in total defense. Both of the Bulldogs' starting corners were named First Team All-Big South that season.

Foster guided Gardner-Webb's defensive line during the 2007 and 2008 seasons. During that time, a freshman on the defensive line received All-Big South recognition.

Before coaching at Gardner-Webb, Foster was linebackers coach at the University of the South Sewanee (Tenn.) from 2005-06, where each season he coached an All-Southern Collegiate Athletic Conference linebacker.

A native of Chesnee, S.C., Foster is also a veteran of the high school coaching ranks in the Palmetto State. He served as an assistant coach with Greer High School in 2003 and 2004, helping the Yellow Jackets win the 2003 Class 3A state championship.

Foster's first collegiate coaching job came in 2002, when he was a defensive assistant at Presbyterian College. He was also selected to coach in the Div. II Cactus Bowl College All-Star Game.

Foster also had one-year stints coaching at Chesnee High School and Wade Hampton High School.

Foster graduated from Gardner-Webb in 1999 with a degree in management information systems. He was a three-year starter for the Bulldogs at cornerback, safety, and outside linebacker under coaches Woody Fish and Steve Patton.

In 1998, Foster won the Bulldog Award, given to the most improved and dedicated player.

Foster is a member of both the American Football Coaches Association and the Fellowship of Christian Athletes.



GENERAL

STAFF

PLAYERS

REVIEW

HISTORY

HONORS

RECORDS





# MALCOLM DIXON

## RUNNING BACKS

### FOURTH SEASON AT CHARLESTON SOUTHERN CHARLESTON SOUTHERN '14

Malcolm Dixon enters his fourth season at Charleston Southern and first as a full-time assistant coach in 2017. The former CSU quarterback will primarily work with running backs after serving as an offensive graduate assistant for the past two seasons.

Previously, Dixon assisted former quarterbacks coach and new head coach Mark Tucker, and Director of Football Operations David Padilla. He earned his master's degree in Business Administration in the fall of 2016. Dixon ranks top-10 in program history in rushing, passing and total offense, and graduated with a kinesiology degree in May of 2014.

Dixon helped CSU win its second straight Big South title in 2016. He aided the maturation of freshman Shane Bucenell, who stepped into a starting role following Kyle Copeland's season-ending injury.

In 2015, Dixon was an important part of a CSU staff that helped the program capture an outright Big South Conference championship and FCS Playoff berth for the first time ever. Dixon aided Austin Brown as the senior collected second team All-Big South honors and delivered some of his best outings in crucial wins over The Citadel, Coastal Carolina and Liberty.

In his first year as a GA, Dixon helped starting quarterback Austin Brown acclimate to the Bucs' spread option attack as CSU went 8-4 overall and finished the Big South year on a three-game winning streak.

Dixon helped lead CSU to a 5-0 start during its program-record ten-win season in 2013, and was playing the best football of his career before going down with an injury in the victory at Appalachian State. The Tifton, Ga. native ranks in the top-ten in CSU history in total offense, passing yards, rushing yards and total touchdowns. He started 22 games at quarterback for the Bucs during his career, and burst onto the scene with 97 rushing yards at Kentucky as a freshman in his collegiate quarterbacking debut.





# MICHAEL DETERLIZZI

## TIGHT ENDS/VIDEO COORDINATOR

### THIRD SEASON AT CHARLESTON SOUTHERN CHARLESTON SOUTHERN '13

Mike DeTerlizzi, a former player and graduate assistant at Charleston Southern, returns to the Bucs as tight ends coach and video coordinator in 2017. DeTerlizzi spent the past two seasons as wide receivers coach at Millsaps College in Jackson, Mississippi.

DeTerlizzi takes over a group that has drawn praise from head coach Mark Tucker as the trio of Travay Hatten, Qua-Vonn Scott, and John Chiaramonte showcased their speed and athleticism throughout spring practice. Working with the Buccaneers tight ends is a natural fit for DeTerlizzi, who played tight end at CSU from 2009-2012.

DeTerlizzi joined the Millsaps' staff as wide receivers coach in January 2015. During his time with the Majors, Millsaps averaged 220.4 passing yards per game, with DeTerlizzi's receivers responsible for a majority of the passing attack.

As a graduate assistant at CSU in 2013 and 2014, DeTerlizzi was part of a staff that directed the Bucs to 18 wins, including a school-record ten in 2013. DeTerlizzi assisted Skylor Magee with the defensive line in 2014, a year after helping Willy Korn with the Bucs' wideouts. He also closely aided Director of Football Operations David Padilla.

As a defensive assistant, DeTerlizzi was responsible for the self-scout analysis as well as opponent tendencies. Through film evaluation, he was able to assist with developing the schemes necessary for the weeks' practice and game. He worked closely with the defensive line—primarily the defensive ends—which led to the Buccaneers finishing as the Big South Conference's top defense.

As an operations assistant, he was also responsible for duties directly assigned by the Director of Football Operations. Those duties included assisting with team travel, compliance, academic advising, and recruiting. He was also responsible for the delegation of assignments to fellow graduate assistants and student managers.

The Tampa, Florida, native earned his MBA, with an emphasis in Leadership, from CSU in the fall of 2014. As a student-athlete, he was a three-year letter winner and team captain under head coach Jay Mills. He was an inductee the business honor society of Sigma Beta Delta and is an active member of Omega Psi Phi Fraternity, Incorporated.



GENERAL

STAFF

PLAYERS

REVIEW

HISTORY

HONORS

RECORDS





# DAVID PADILLA

**KICKERS/PUNTERS AND DIRECTOR OF FOOTBALL OPS**

NINTH SEASON AT CHARLESTON SOUTHERN  
CHARLESTON SOUTHERN '11

David Padilla, a native of Oxnard, California, begins his ninth season with the Buccaneers, and fourth year coaching kickers/punters in 2017. Padilla has been part of a CSU staff that has helped lead the Bucs to a program-record 35 wins over the last four seasons.

In 2016, Padilla was part of a CSU staff that steered the Bucs to a second straight Big South championship and FCS playoff berth. Truett Burns rounded out his career as a four-year starter at punter, and long snapper Joseph Smith again earned all-conference honors. David Kennedy also gave the Bucs' a reliable leg handling kickoffs.

Padilla helped CSU capture an outright Big South Conference title and FCS Playoff bid for the first time ever in 2015. Burns continued to execute his role as CSU's punter, and Tyler Tekac emerged to solidify the Bucs' kicking game. Smith, meanwhile, earned second team All-American honors from STATS FCS.

In his previous five seasons with the Buccaneers he spent time assisting with the defensive line and in 2012 was the Bucs' tight ends coach. Prior to coming to Charleston Southern, Coach Padilla spent two seasons with the Ventura College Pirates (CA), where in 2007 they won the Western State Conference championship. Padilla started coaching football in 1995 at Adolfo Camarillo High School (CA) and in 2001 moved to Thousand Oaks High School (CA).

Coach Padilla also starts his third season as Director of Football Operations for the Buccaneers. His responsibilities include assisting the head coach with the daily operations of the program as well as coordinating all logistics for both home and away football games. He oversees the academic progress of each student-athlete on the team and works closely with the Student Success Center to ensure they are on track for graduation, as well as the NCAA Compliance office to ensure each athlete meets all eligibility requirements for compliance. His responsibilities also include serving as the in-house recruiting coordinator, summer football camps coordinator and the supervision of all student assistants/managers.

Coach Padilla also serves as the campus director for the Fellowship of Christian Athletes and functions as athletic department chaplain under the direction of the campus minister. He is an avid baseball fan and is currently the Voice of Buccaneer Baseball, working the PA for all Buccaneer home baseball games. He is the founder of the Iron Sharpens Iron Leadership Academy which is a program designed to assist young men and women in their pursuit of acceptance into of the United States Service Academies. As a result of the success of this program and the character and integrity of its alumni, Coach Padilla was recognized by the West Point community as one who supports the mission, goals, and ideals of the United States Military Academy. In 2009 he was the recipient of the prestigious Friends of West Point Award and granted membership into the West Point Association of Graduates.

He earned an associate's degree in Global Studies with an emphasis on foreign policy and diplomacy from Ventura College in 2009. He is a 2011 graduate of Charleston Southern University where he earned a bachelor's degree in American History with a minor in Christian Leadership. He earned his Master's degree in Military History from Norwich University in February 2014.





# CHARLIE SKALASKI

**ASST. OFFENSIVE LINE/ASST RECRUITING COORD.**

SECOND SEASON AT CHARLESTON SOUTHERN  
LIBERTY '13

Charlie Skalaski enters his second season at Charleston Southern in 2017. Skalaski assists with the Bucs' offensive line as well as serving as the Assistant Recruiting Coordinator.

Skalaski served with former defensive coordinator Chad Staggs and CSU's defensive backs in 2016. The Blue Swarm again paved the way for the Bucs to capture a second straight Big South title and FCS playoff berth. With Skalaski's help, cornerback Troy McGowens earned All-Big South honors for the third straight year.

Skalaski spent the 2015 season at Gettysburg College in Pennsylvania, serving as wide receivers and wing backs coach. He helped Gettysburg's spread option offense lead the team to a 7-3 overall record and a 6-3 mark in conference play.

Prior to Gettysburg, Skalaski spent four seasons in various capacities on the staff at Liberty University. He was a defensive quality control assistant under Flames' defensive coordinator Robert Wimberly during his final year in Lynchburg, learning under the 2014 AFCA FCS Assistant Coach of the Year. As an undergraduate at Liberty, Skalaski worked as a student assistant primarily aiding with the offense and special teams. He worked under current Campbell head coach and former NFL player, Mike Minter, while assisting the Flames' special teams unit.

Skalaski earned his bachelor's degree in sport management from Liberty in 2013.



GENERAL

STAFF

PLAYERS

REVIEW

HISTORY

HONORS

RECORDS





# CHAD SCOTT

## HEAD STRENGTH AND CONDITIONING COACH

SIXTH SEASON AT CHARLESTON SOUTHERN  
EASTERN KENTUCKY '01

Chad Scott enters his sixth season as the strength and conditioning coach at Charleston Southern in 2017.

Scott implements and oversees the strength and conditioning program for all 14 varsity sports at CSU. He works closely with all programs and has helped the Buccaneers to a number of Big South Conference championships over the last five seasons including the 2012-2013 and 2014-15 men's basketball titles, the 2014 softball championship, the 2015 women's tennis crown, the 2015 men's golf champion, and the 2015 & 2016 football champions.

Five teams have advanced to the NCAA Tournament during his tenure with the Bucs including the CSU football team in both 2015 and 2016 as the Bucs advanced to the FCS Playoffs.

Scott helped CSU capture its first-ever outright Big South Conference championship and FCS Playoff bid in 2015. His impact was felt during CSU's 10-3 football season in 2013, as the Bucs climbed as high as No. 12 in the national polls before finishing 22nd. Former Buccaneer head football coach Jamey Chadwell spoke highly of the job Scott did in preparing a team that raced out a 7-0 start and consistently found ways to persevere in the second half of close games. Five of CSU's first seven wins in 2013 came by one possession.

Scott came to CSU from Eastern Kentucky University, where he spent five years as the Assistant Strength and Conditioning Coach following his time as a graduate assistant at ECU. He helped fine-tune athletes that combined to win 20 Ohio Valley Conference Championships, including three in football (2007, 2008, and 2011), two in men's basketball (2005 and 2007), and one in women's basketball (2005). A 2001 graduate of Eastern Kentucky, Scott played fullback and long snapper on the football team for four years. He received his Bachelor of Science in Political Science from ECU, before earning his Masters of Physical Education in 2005.

Scott is certified through the Collegiate Strength and Conditioning Coaches Association, and is also USA Weightlifting Level 1 Sports Performance Strength Coach certified. Other highlights of Scott's time at ECU include the baseball team leading the NCAA Division I in home runs in 2012, and the fact that he has worked with several all-conference, All-American, and professional athletes in the NFL, Major League Baseball, and numerous pro basketball leagues.

Scott and his wife, Elizabeth, are the proud parents of two sons, Gavin (6) and Mason (3), and a daughter, Arianna (1).





# AUSTIN BROWN

## GRADUATE ASSISTANT (QUARTERBACKS)

FIRST SEASON AT CHARLESTON SOUTHERN  
CHARLESTON SOUTHERN '15

Former Charleston Southern starting quarterback Austin Brown enters his first season as a graduate assistant on coach Mark Tucker's staff in 2017. Brown, the signal caller for CSU's 2015 Big South Conference championship team, will work closely with the Bucs' quarterbacks alongside his former position coach.

Brown earned Second-Team All-Big South honors in 2015 thanks to his efforts in helping CSU to the first playoff appearance in program history. He compiled a 10-2 record as starting quarterback, including a 9-1 mark against FCS competition, as CSU burst onto the national scene with a No. 6/7 final ranking. Brown played his best football of the season at year's end, throwing for 686 yards and seven touchdowns across a key three-game stretch against top-ranked Coastal Carolina, Kennesaw State and Liberty. He threw for 252 yards and two scores in the win over Coastal, and added a career-high 301 yards and four TD as CSU secured a perfect Big South season against Liberty. As a junior in 2014, the UAB transfer earned the starting job in fall camp and helped pilot CSU to a 5-0 start to the season. He finished the year with 1,848 yards passing and 11 touchdowns, bringing an added dimension to CSU's spread option attack with his downfield passing.



# AARON BROWN

## GRADUATE ASSISTANT (LINEBACKERS)

FIRST SEASON AT CHARLESTON SOUTHERN  
CHARLESTON SOUTHERN '15

Former Charleston Southern standout linebacker Aaron Brown enters his first season as a graduate assistant on coach Mark Tucker's staff in 2017. Brown will work closely with the Bucs' linebackers alongside assistant head coach and defensive coordinator Zane Vance.

The two-time First-Team All-Big South Conference pick finished his career ninth in CSU history with 243 tackles. Brown earned third-team All-American honors from STATS FCS as a senior captain on CSU's 2015 Big South Conference championship club. He led the Bucs with 88 tackles, helping to anchor the nation's top defense for much of the campaign as CSU advanced to the FCS Playoffs for the first time in program history. Brown delivered in the playoffs, posting 11 tackles and an interception to help CSU down rival, The Citadel, in the second round. He added 11 more stops the following week as CSU challenged eventual national runner-up Jacksonville State in a quarterfinal contest broadcast on ESPN2. As a junior in 2014, Brown played his way to First-Team All-Big South honors by pacing the league's top defense with 81 tackles, including nine for loss.



# SETH HARRELSON

## GRADUATE ASSISTANT (DEFENSE/OPERATIONS)

FIRST SEASON AT CHARLESTON SOUTHERN  
CHARLESTON SOUTHERN '17

Former Charleston Southern linebacker Seth Harrelson enters his first season as a graduate assistant on coach Mark Tucker's staff in 2017. Brown will work closely with the Bucs' defense alongside assistant head coach and defensive coordinator Zane Vance, as well as the day-to-day operations with Director of Football Operations David Padilla.

A special teams standout during his first two years at CSU, Harrelson took over a starting spot in the Buccaneers linebacking corps during the 2016 season. Harrelson was a key part on a defensive unit that seventh in the NCAA in total defense and third in passing defense. He came through when the stage was the brightest, recording a season-high six tackles, a tackle for loss, and an interception against No. 3 Florida State. He added six tackles, two tackles for loss and a fumble recovery against Gardner-Webb. He finished the season 20th in the Big South in tackles per game by a linebacker.

GENERAL

STAFF

PLAYERS

REVIEW

HISTORY

HONORS

RECORDS





## BRAD DRAKE

### ASSISTANT A.D. FOR MEDICAL SERVICES

TENTH SEASON AT CHARLESTON SOUTHERN  
PRESBYTERIAN '96

Brad Drake was elevated to Assistant Athletic Director for Medical Service and Head Athletic Trainer in June 2010. He provides the healthcare needs for football and men's and women's golf, and also acts as the insurance and drug testing coordinator.

Brad joined the CSU family in 2007 as an Associate Athletic Trainer, handling the needs of men's basketball and softball.

Brad is originally from Greenville, S.C., and is a 1996 graduate of Presbyterian College. In 1998 he earned a Master of Arts Degree in Health and Exercise Science from Furman University. After receiving his Masters, Brad completed a summer internship with the Carolina Panthers. For the next two years he assisted the Panthers with all home football games in Charlotte. Previous to arriving at CSU, Brad was the Head Athletic Trainer at James F. Byrnes High School in Duncan, SC. Brad was named the Athletic Trainer for the North team for 2006 North/South All Star Football game in Myrtle Beach, S.C.

Brad is a member of the National Athletic Trainers' Association and the South Carolina Athletic Trainers' Association. He served as the Chair of the Program Committee for the SCATA Annual Symposium from 2006 to 2012.



## STEELE MORRIS

### ASSISTANT ATHLETIC TRAINER

FIRST SEASON AT CHARLESTON SOUTHERN  
CHARLESTON SOUTHERN, '13

Steele Morris joined the Charleston Southern staff in the summer of 2017. He will primarily be responsible for the healthcare needs of the CSU football, track & field, and cross country programs.

Prior to coming to CSU, Morris served as the head athletic trainer at A.C. Reynolds High School with clinical responsibilities through Southeastern Sports Medicine. Morris served as an Intern Assistant Athletic Trainer in 2015-16 with the University of Tennessee prior to A.C. Reynolds.

Morris served as a Graduate Assistant Athletic Trainer with the University of South Carolina working in conjunction with Fairfield Central High School from 2013-15 where he served as the primary medical provider for 13 interscholastic sports. Among his roles included preparing student-athletes for practice and games, as well as all facets of rehabilitation.

He served a summer internship with the Detroit Lions from May 2014 - August 2014 where he participated in patient treatments and rehabilitation. He engaged in field set-up including hydration needs, evaluation area with supplies and emergency medical supplies.

Prior to his internship with the Lions, Morris served as a graduate assistant with the University of South Carolina Football team from 2013-14. Morris, a 2013 CSU graduate with a Bachelor of Science degree in Athletic Training, served as a student-assistant working with the Buccaneers' football, baseball, and men's basketball teams from 2010-12. He also worked with the Charleston Stingrays organization and Cane Bay High School during his undergraduate work.

He graduated with a Masters of Science degree in Physical Education with an emphasis in Athletic Training in 2015. Morris is a native of Knoxville, Tenn. Morris and his wife Jessica have a son, Bryant (3).

# Preseason Two-Deep

## BUCCANEER OFFENSE

Pos.	No.	Name	Ht.	Wt.	Yr.	2016 GP/GS	Career GP/GS	Note
WR	84	Kameron Brown	6-3	205	R-So.	11/9	11/9	2017 Preseason All-Conference; 5th in NCAA in YPC (20.00) in 2016
	80	Kenny Dinkins	5-10	185	R-Sr.	-	22/5	Returning from injury; 18.5 YPC in 2015; had 17 of 18 rec. over last 7 games
WR	16	Saire Davis	6-2	170	Jr.	9/2	21/2	Fifth on team in catches in 2017; 99 yards and two TDs in win over Bucknell
	80	Kenny Dinkins	5-10	185	R-Sr.	0/0	22/5	Returning from injury; 18.5 YPC in 2015; had 17 of 18 rec. over last 7 games
H	4	Geoffrey Wall	5-9	175	So.	11/0	11/0	Averaged 5.9 yards per carry and 12.0 yds per catch in 2016
	81	Dale Foster	5-11	175	Fr.	-	-	998 all-purpose yards and 12 touchdowns in senior season at Pinellas Park
QB	6	Shane Bucenell	5-11	190	R-So.	9/8	9/8	Two-time Big South Freshman of the Week; co-Big South leader with 15 TDs
	10	Robert Mitchell	6-0	220	Sr.	8/0	8/0	Season-high 142 yds and a TD vs. #3 Florida State; 113 yds rushing vs. PC
OR	1	London Johnson	6-0	190	R-So.	5/1	5/1	82 yards passing, 80 yards rushing against Bucknell; Three rushing TDs
RB	25	Chanin Hamilton	5-10	198	R-So.	10/0	10/0	Season-high 53 yards vs. #3 Florida State, Averaged 4.7 yards per carry
	23	Elijah Henry	5-10	170	Fr.	-	-	120 car. 700 yards, 8 TDs; 25 rec., 176 yards, 1 TD; 10.74 in 100m dash
RB	2	Ronnie Harris	5-10	205	R-So.	7/1	7/1	35 yards on eight carries vs. Kentucky State; Averaged 4.8 yards per carry
	46	Noah Shuler	5-7	215	Sr.	-	-	Played two seasons at Methodist; Rushed for 751 yards and 12 TDs in 2014
LT	65	Stephen Haralambis	6-3	270	R-So.	4/2	4/2	Redshirted in 2015; Graded out at 82% for the season; 10 knockdowns
	71	Daviyon McDaniel	6-3	265	Fr.	-	-	2016 Shrine Bowl participant; All-State and All-Area selection at Sumter
LG	72	Frank Cirone	6-3	280	R-Sr.	8/8	27/25	2017 Preseason All-Conference; Graded out at 87%; 132 career knockdowns
	78	Zack Evans	6-2	285	R-So.	7/5	7/5	Redshirted in 2015; Graded out at 82% for the season; 48 knockdowns
C	58	Jackson Williamson	6-0	285	R-Sr.	2/2	40/40	Coming back from injury in 2016; 174 career knockdowns; 2016 All-Conf.
	60	Caleb Brannon	6-0	295	R-So.	7/3	10/3	Started three games at center; Graded out at 77%; 14 knockdowns
RG	51	Joe Gold	6-3	270	R-Jr.	9/8	9/8	Integral part of offensive line; Graded out at 78%; 52 knockdowns
	74	Leroy Henry	6-2	320	So.	-	-	Named 7-A All-State helping lead Saint Cloud to a district championship
RT	79	Brackin Smith	6-3	270	R-So.	2/0	2/0	Lined up in two games in 2017; Former Georgia 8-A AAAA All-Region selection
	70	Alex Thompson	6-2	270	R-Jr.	5/3	5/3	Transitioned from tight end to OL; Graded out at 81%; 23 knockdowns

## BUCCANEER DEFENSE

Pos.	No.	Name	Ht.	Wt.	Yr.	2016 GP/GS	Career GP/GS	Note
DE	8	Anthony Ellis	6-1	245	Sr.	10/10	33/22	2017 Big South Preseason Def. Player of the Year; Three-Time All-American
	91	Jacob Garibay	6-1	230	R-So.	6/0	6/0	Season-high two unassisted tackles against No. 3 Florida State
OR	-	Jonathan Glover	6-1	220	R-Jr.	-	-	Douglas, Ga. native; lined up at Coffee County High School
NT	18	Johnny Robinson	6-1	260	Jr.	11/10	21/13	Strong finish to 2016 season; Nine tackles against Kennesaw State
	57	Nick Sands	6-1	280	R-Jr.	10/2	22/3	Three tackles in season opener at North Dakota State; 12 tackles overall
DT	40	Noah Oliver	6-3	280	R-Jr.	10/10	19/10	11 tackles, 1.0 TFL against Kennesaw State; 2nd on Team with 30 UA tackles
	56	Mike Taylor	6-3	250	R-So.	10/1	21/3	Finished 10th in Big South in sacks per game; Four tackles, 2.0 TFL at FSU
BUC	34	Solomon Brown	6-1	224	R-Jr.	10/9	23/22	2017 Preseason All-Conference; Led Bucs with 70 tackles; Second in 14.5 TFL
	55	Joseph Maxberry IV	6-4	230	R-Sr.	5/0	5/0	Finished season with 12 tackles, 2.0 TFL, and 1.5 sacks in 2016
SLB	41	Bobby Ruff	6-3	210	Sr.	7/6	30/6	Season-high seven tackles and 0.5 TFL in FCS Playoffs at Wofford
	84	Craig Johnson	6-2	205	R-So.	7/0	7/0	Finished season with three tackles; Recorded first sack against Ky. State
MLB	43	Zane Cruz	6-2	215	Sr.	11/11	32/24	2017 Preseason All-Conference; Started last 24 games in middle of CSU D
	50	Edward King	6-1	210	So.	-	-	2016 Broward County All-Star; Posted 103 tackles, 6.0 sacks, 4 FF, 2 INT
WLB	5	J.D. Sosebee	6-1	220	R-So.	8/5	8/5	Eighth on the Bucs in tackles in 2016; Season-high 8 tackles vs. GWU
	35	Stefan Williams	6-0	215	So.	-	-	130 tackles, 20 TFL, 7.0 sacks, 3 INT & 3 FF as a HS Senior; Desoto Def. MVP
CB	29	Shadarius Hopkins	5-10	185	Jr.	11/11	23/14	2017 Preseason All-Conference; Fourth in Big South in passes defended
	24	Jarrod Stanley	5-9	165	So.	-	-	Seven interceptions in 2016 at Creekside High School
SS	7	Brandon Rowland	6-0	180	Jr.	10/0	15/0	Season-high five tackles vs. GWU; Two tackles and INT vs. Kennesaw State
	30	Nick Graves	6-1	165	So.	2/0	2/0	Coming back from injury in 2016; 2015 Shrine Bowl selection
FS	20	Darin Smalls	5-11	185	R-So.	8/0	8/0	Transfer from USC; Finished 2016 season with five tackles
	9	Demetri Royer	6-0	195	R-Fr.	1/0	1/0	Coming back from injury in 2016; Former Under Armour All-American
CB	3	Jonathan Slaton	5-10	180	R-Jr.	11/0	23/0	Finished 2016 with 17 tackles and a pass breakup
	13	James Allen	5-8	160	Jr.	-	-	Transfer from UMass; Team's primary kick returner; No. 3 in MAC in KR Avg.

## BUCCANEER SPECIAL TEAMS

Pos.	No.	Name	Ht.	Wt.	Yr.	2016 GP/GS	Career GP/GS
P	99	David Kennedy	5-11	185	Sr.	11/11	36/36
OR	63	Kyle Reighard	6-2	185	R-So.	1/0	1/0
PK	62	Tyler Tekac	6-0	160	Jr.	11/11	21/21
	47	Alex Usry	5-10	185	Fr.	-	-
LS	69	Ethan Ray	6-0	185	R-Fr.	-	-
	89	Kale Rhame	6-4	205	Fr.	-	-
KO	99	David Kennedy	5-11	185	Sr.	11/11	36/36

GENERAL

STAFF

PLAYERS

REVIEW

HISTORY

HONORS

RECORDS





# ANTHONY ELLIS

## DEFENSIVE LINE

SENIOR • 6-1 • 245  
APOPKA, Fla. • APOPKA

# 8

### 2016

- 2016 Big South Defensive Player of the Year
- 2016 HERO Sports First Team All-American
- 2016 Associated Press FCS Second Team All-American
- 2016 STATS FCS Second Team All-American
- 2016 Big South First Team All-Conference selection
- 2016 Big South Preseason Defensive Player of the Year
- 2016 STATS FCS Preseason Second Team All-American
- 2016 Big South Preseason All-Conference selection
- November 14 Big South Defensive Player of the Week
- 15th in the NCAA in Tackles for Loss per game
- 32nd in the NCAA in Sacks per game
- Led the Big South in Sacks and Sacks per game
- Led the Big South in Tackles for Loss and TFL per game
- Led the Big South in Fumbles Forced
- Fifth in the Big South in Tackles per game by a defensive lineman
- 24th in the Big South in Tackles per game
- Fifth on the team in overall tackles with 45
- Fourth on the team with 26 unassisted tackles and added 19 assisted tackles
- Led the Bucs with 7.0 sacks and 16.0 tackles for loss
- Led the Bucs with two forced fumbles
- Season-high nine tackles and 2.5 tackles for loss on November 26 at Wofford
- Seven tackles, a sack, 1.5 tackles for loss, and a forced fumble on November 5 against Gardner-Webb
- Six tackles, a sack, and 3.5 tackles for loss on November 12 at Liberty
- Five tackles, a sack, and a tackle for loss on August 27 at North Dakota State
- Four tackles, a sack, and 3.0 tackles for loss on September 24 at Monmouth
- Two tackles, two sacks, a forced fumble, and a pass breakup on October 1 at Coastal Carolina
- Two tackles and a sack on October 22 against Presbyterian

### 2015

- Earned 1st Team All-Big South Conference honors and emerged as one of the dominant defensive linemen in all the FCS to be named a STATS second-team All-American
- Led the Big South with 18 tackles for loss, and finished tied for second with 7.5 sacks
- Tallied 55 tackles, 18 TFL, 7.5 sacks, two forced fumbles, three fumble recoveries, an interception, two pass breakups and scored a touchdown
- Had seven tackles, a sack, and two TFL in opener against North Greenville (9/3)
- Had a sack and a forced fumble in the rout of ETSU (9/17)

- Recorded five tackles, 0.5 TFL, and an interception on the last play of the game in the win over The Citadel (9/26)
- Notched two sacks in CSU's dominant win over Monmouth (10/10)
- Earned Big South Defensive Player of the Week honors after a dominant effort in the Big South title clinching win at Kennesaw State (11/7)
- Against Kennesaw, had four tackles for loss, a sack, and a forced fumble which he recovered and returned for a touchdown in the first half alone
- Had a crucial fourth quarter sack in the win over Liberty (11/14), and added three tackles for loss
- Turned in a big effort in the playoff win over The Citadel (12/5), posting eight tackles and a tackle for loss while forcing two fumbles

### 2014

- Played in ten games on the defensive line and showed promise while gaining reps within a deep and veteran defensive line mix
- Notched four tackles, two tackles for loss and a sack
- Delivered a sack for a loss of ten yards against Newberry (9/6) as CSU's defense led the way to a 16-10 victory
- Recorded a tackle in the loss to Coastal Carolina (10/25)
- Tallied two tackles, including one for loss, to help CSU pitch a shutout at Monmouth (11/1).

### High School

- Named the No. 15 prospect in the Orlando Super 60 and First Team All-Central Florida as a senior at Apopka High School in Apopka, FL
- Had 14 tackles for loss to go with 73 tackles (54 solo) as a senior
- Also had five sacks and four fumble recoveries
- Member of his high school's weightlifting team

### Personal

- Son of Suzan Ellis
- Majoring in Computer Science

### CAREER STATISTICS

Defense	G	UA	A	Total	TFL	Yds	Sacks	FF	FR	Blk
2014	10	4	0	4	2	10	1	0	0	0
2015	13	33	22	55	18	86	7.5	2	3	1
2016	10	26	19	45	16	50	7	0	0	0
<b>TOTAL</b>	<b>33</b>	<b>63</b>	<b>41</b>	<b>104</b>	<b>36</b>	<b>150</b>	<b>15.5</b>	<b>4</b>	<b>3</b>	<b>1</b>



# FRANK CIRONE

## OFFENSIVE LINE

REDSHIRT SENIOR • 6-3 • 280  
NAPLES, Fla. • NAPLES

# 72

### 2016

- 2016 Big South All-Conference First Team at Offensive Line
- Started nine games and graded out at 87% in the 2016 season
- Ended the year with 132 career knockdown blocks
- Integral part of the CSU offensive line that powered the nation's sixth-best rushing attack
- CSU scored 30+ points six times in the 2016 season
- The Buccaneers tallied 500+ yards of offense in four games

### 2015

- Played in 12 games, started 10 at left guard and was an important part of CSU offensive line that allowed Bucs to rank 10th in time of possession and 19th in rushing yardage
- Helped CSU put up 30 points eight times, and 40 points on two occasions

### 2014

- Played in nine games and started eight at left guard
- Earned first career start in the win over Newberry (9/6) and started each of the next seven games as well
- Was part of an offensive line that helped Christian Reyes become the school's all-time leading rusher
- Key part of a unit that paved the way for six 200+ yard rushing efforts, including four over 300 yards.

### 2013

- Redshirted the season

### High School

- First-team all-county selection at Naples High School following a senior season in which his team won the 5A-Region 3 championship and the Collier County Athletic Conference title
- Recorded 86 pancake blocks as a senior and paved the way for an offense that averaged 43 points per game
- Helped lead NHS to a state title in rugby
- Played at Naples High School for Bill Kramer.

### Personal

- Son of Diana Cirone and Kelly Kinsland

GENERAL

STAFF

PLAYERS

REVIEW

HISTORY

HONORS

RECORDS





# ZANE CRUZ

## LINEBACKER

SENIOR • 6-2 • 215  
JACKSONVILLE, Fla. • YULEE

# 43

### 2016

- 2016 Big South Second Team All-Conference selection
- 25th in the Big South in Tackles per game
- 14th in the Big South in Tackles per game by a linebacker
- Fourth on the Bucs with 49 tackles
- Fifth on the team with 25 unassisted tackles, Third on the team with 24 assisted tackles
- Finished the season with two sacks and 5.5 tackles for loss
- Finished the season with a fumble recovery, an interception, and a pass breakup
- Season-high seven tackles and two sacks on November 19 against Kennesaw State
- Season-high seven tackles, 1.0 tackles for loss, a fumble recovery, and a pass breakup on August 27 at North Dakota State
- Recorded an interception with a 38 yard return on October 29 against Bucknell
- Six tackles twice (September 10 at Florida State, October 1 at Coastal Carolina)

### 2015

- Started all 13 games and finished third on the team with 64 tackles
- Knowledge of defensive scheme was key for CSU defense that ranked among nation's best
- Also tallied 4.5 tackles for loss, a forced fumble, two fumble recoveries and an interception
- Earned his first career start in the season opener vs. North Greenville (9/3) and recorded a then career-high eight tackles
- Had an interception against ETSU (9/17) that led to one of five second quarter touchdowns
- Played a big role in CSU's shutout of Gardner-Webb (10/24), notching seven tackles and 1.5 TFL
- Starred again the following week as CSU toppled top-ranked Coastal Carolina (10/31), as he posted a career-high 11 tackles
- Was important factor against Liberty (11/14), finishing with six tackles, 1.5 TFL and a fumble recovery
- Helped CSU put forth a dominant defensive effort in the FCS Playoff win over The Citadel (12/5), recording six tackles and a fumble recovery

### 2014

- Played in eight games at linebacker and helped out a CSU defense that led the Big South in total defense, pass defense and run defense
- Recorded four tackles and 0.5 tackle for loss
- Made collegiate debut in the rout of Point (8/28), assisting on two tackles
- Made first solo stop in the loss at Coastal Carolina (10/25)
- Posted a tackle in the shutout win at Monmouth (11/1)

### High School

- Was named to 2013 All-First Coast Team and All-Northeast Florida Regional Elite Team following his senior year at Yulee High School in Yulee, FL
- Linebacker also earned all-state honorable mention accolades and all-district honors
- Recorded 77 tackles, five tackles for loss, three sacks, two interceptions and two fumble recoveries as a senior.

### Personal

- Son of Valerie and Earl Cruz
- Majoring in Kinesiology

### CAREER STATISTICS

Defense	G	UA	A	Total	TFL	Yds	Sacks	FF	FR	PD
2014	8	1	3	4	0	-	0	0	0	0
2015	13	31	33	64	4.5	8	0	1	2	1
2016	11	25	24	49	5.5	23	2	0	1	1
<b>TOTAL</b>	<b>32</b>	<b>57</b>	<b>60</b>	<b>117</b>	<b>10</b>	<b>31</b>	<b>2</b>	<b>1</b>	<b>3</b>	<b>2</b>



# SOLOMON BROWN

## LINEBACKER

REDSHIRT JUNIOR • 6-1 • 225  
CENTRAL, S.C. • DANIEL

# 34

### 2016

- 2016 HERO Sports FCS Sophomore All-American
- 2016 STATS FCS Third Team All-American
- 2016 Big South First Team All-Conference selection
- 2016 Big South Preseason All-Conference selection
- 23rd in the NCAA in Tackles for Loss per game
- 142nd in the NCAA in Tackles per game
- Fourth in the Big South in Tackles per game
- Sixth in the Big South in sacks per game
- Second in the Big South in Tackles for Loss and TFL per game
- 10th in the Big South in Passes Defended
- Second in the Big South in Tackles per game by a linebacker
- Led the Buccaneers with 70 tackles on the season
- Led the Buccaneers with 34 unassisted and 36 assisted tackles
- Finished the season second on the team with 4.5 sacks
- Second on the Bucs with 14.5 tackles for loss
- Season-high 13 tackles with 1.5 tackles for loss and a pass breakup on November 26 at Wofford
- Nine tackles, 3.0 tackles for loss, a sack and a pass breakup on September 10 at Florida State
- Nine tackles, 0.5 tackles for loss, a forced fumble and a pass breakup on November 5 against Gardner-Webb
- Eight tackles, 0.5 sacks on August 27 at North Dakota State
- Eight tackles, 1.5 tackles for loss and two pass breakups on November 19 against Kennesaw State
- Season-high 3.5 tackles for loss on October 29 against Bucknell
- 2.5 tackles for loss to go with a sack on September 24 at Monmouth

### 2015

- Named the Big South Conference Freshman of the Year after helping anchor a CSU defense that was one of the nation's best
- Was one of 20 finalists for STATS National FCS Freshman of the Year Award
- Earned Big South Freshman of the Week honors three times - following wins over North Greenville (9/3), Monmouth (10/10) and Gardner-Webb (10/24)
- Tied for second in the Big South with seven sacks, and was sixth with 12.5 tackles for loss
- Started all 13 games and was second on the team with 69 tackles; also recorded seven sacks, 12.5 TFL, an interception, a touchdown, two forced fumbles and two fumble recoveries
- Had a big collegiate debut against North Greenville (9/3), finishing with seven tackles, three tackles for loss, two sacks and a forced fumble
- Notched five tackles and a fumble recovery in win at The Citadel (9/26)
- Had seven tackles in three straight weeks (10/10-10/24) as CSU became

the first team in Big South history to hold 3 straight league opponents to less than 200 yards total offense

- Helped CSU to a defensive slugfest victory at Presbyterian (10/17), notching seven stops, a sack and two tackles for loss
- Against Gardner-Webb (10/24), had a seven tackles, 0.5 TFL and returned an interceptions 28 yards for a touchdown for the final points of the Bucs' shutout win
- Had a sack and four tackles in the win over top-ranked Coastal Carolina (10/31)
- Delivered in a big way in the FCS Playoff 2nd Round win over The Citadel (12/5), posting 15 tackles, a sack, 1.5 TFL, and a crucial strip sack that led to a touchdown

### 2014

- Redshirted the season

### High School


- A two-time All-Region selection at D.W. Daniel High School in Clemson, SC
- Helped his team to the Upper State Championship and AAA State Championship game
- Recorded 130 tackles as a senior
- High school teammate of fellow-signee Tyrell Fleming
- Was a three-sport athlete in high school, helping Daniel to a runner-up finish in the upstate
- Also excelled in track by running a 14.05 in the 110-meter hurdles
- Ray, his father, played college football at Clemson from 1979-1983.

### Personal

- Son of Lori and Ray Brown
- Majoring in Applied Mathematics

## CAREER STATISTICS

Defense	G	UA	A	Total	TFL	Yds	Sacks	FF	FR	PD
2015	13	34	35	69	11.5	41	6	2	2	1
2016	10	34	36	70	14.5	65	4.5	1	0	7
<b>TOTAL</b>	<b>23</b>	<b>68</b>	<b>71</b>	<b>139</b>	<b>26</b>	<b>106</b>	<b>10.5</b>	<b>3</b>	<b>2</b>	<b>8</b>



# SHADARIUS HOPKINS

## DEFENSIVE BACK

# 29

JUNIOR • 5-10 • 185

WINNSBORO, S.C. • FAIRFIELD CENTRAL

### 2016

- 42nd in the NCAA in Passes Defended
- Fourth in the Big South in Passed Defended
- 41st in the Big South in Tackles per game
- 15th in the Big South in Tackles per game by a defensive back
- Tied for sixth on the Bucs in overall tackles with 41
- Sixth on the Bucs in unassisted tackles with 24 and added 17 assisted tackles
- Finished the season with a tackle for loss
- Second on the Bucs with two interceptions
- Led the Bucs with 10 pass breakups
- Season-high eight tackles and two pass breakups on August 27 at North Dakota State
- Seven tackles on November 5 against Gardner-Webb
- Six tackles and a pass breakup on October 29 against Bucknell
- An interception, a season-high four pass breakups, and a tackle on November 12 at Liberty
- Two pass breakup, an interception and a tackle on November 19 at Kennesaw State

### 2015

- Made an immediate impact as a true freshman, playing in 12 games and starting the first three games of the season
- Recorded seven tackles and three pass breakups
- Had pass breakups in each of the season's first two games
- Notched a career-high four tackles at Troy (9/12)
- Had a tackle and a pass breakup in the win over top-ranked Coastal Carolina (10/31)

### High School


- Played under coach Demetrius Davis at Fairfield Central High School
- Scored 11 offensive touchdowns as a senior, and added two kick return scores and one punt return touchdown
- Named a North-South All-Star and was the North's Defensive MVP in the game
- Earned All-2A Region honors as a junior and a senior
- Part of three regional championships teams
- Helped lead Fairfield Central to Upper State Championships as a sophomore and a junior
- Also played basketball and track and field, and was named an all-region basketball player following his senior year.

### Personal

- Son of Wardell and Lavern Hopkins
- Plans to major in business administration at CSU

### CAREER STATISTICS

Defense	G	UA	A	Total	TFL	Yds	Sacks	FF	FR	PD
2015	12	6	1	7	0	-	0	0	0	3
2016	11	24	17	41	1	4	0	0	0	10
<b>TOTAL</b>	<b>23</b>	<b>30</b>	<b>18</b>	<b>48</b>	<b>1</b>	<b>4</b>	<b>0</b>	<b>0</b>	<b>0</b>	<b>13</b>



# KAMERON BROWN

## WIDE RECEIVER

REDSHIRT SOPHOMORE • 6-3 • 200  
BEECH ISLAND, S.C. • MIDLAND VALLEY

# 84

### 2016

- 2016 Big South All-Conference Second Team at Wide Receiver
- September 5 Big South Freshman of the Week
- Fifth in the NCAA in yards per reception with 20.00
- 67th in the NCAA in receiving touchdowns with six
- Fourth in the Big South in receiving yards per game and seventh in receptions per game
- Led the Big South Conference in yards per catch
- Eighth in the Big South with 27 receptions
- Fourth in the Big South in reception yards with 540 and fourth in the Big South in receiving touchdowns with six
- Led the Buccaneers with 540 yards on 27 receptions, averaging 49.1 yards per game and 20.0 yards per reception
- Season-high 80 yards and a touchdown in CSU's September 10 loss at Florida State
- Five receptions, 67 yards, and two touchdowns in CSU's October 29 win against Bucknell
- Two receptions, 60 yards, and a touchdown in CSU's November 12 win at Liberty
- Four receptions, 55 yards, and a touchdown in CSU's September 24 win at Monmouth
- One reception for 37 yards and a touchdown in CSU's November 19 win against Kennesaw State
- Season-high 57-yard reception for a touchdown on September 10 at Florida State

### 2015

- Redshirted the season after showing promise in fall camp

### High School

- Named all-state twice, as well as all-region and all-area
- Tallied over 100 career receptions, 1,600 yards and 25 touchdowns, while also recording three interceptions
- Named the 2014 Border Bowl MVP and competed in the North-South All-Star Game.

### CAREER STATISTICS

Receiving	G	Rec	Yds	Avg	Per/G	TD	Long
2016	11	27	540	20.0	2.5	6	57
TOTAL	11	27	540	20.0	2.5	6	57

# PLAYERS



## DEMARIUS ALEXANDER

# 42

### LINEBACKER

Jr. • 5-10 • 200  
Camden, S.C. • Camden

#### 2016

- Finished the season with an unassisted tackle
- Recorded a tackle in CSU's October 22 win over Presbyterian

#### 2015

- Did not appear in a game but helped the Bucs in practice as a scout team player

#### High School

- Played under coach Jimmy Neal at Camden High School.

#### ALEXANDER's CAREER STATS

Defense	G	UA	A	Total	TFL	Sacks	Yds	PD
2016	1	0	1	1	0	0	0	0
<b>TOTAL</b>	<b>1</b>	<b>0</b>	<b>1</b>	<b>1</b>	<b>0</b>	<b>0</b>	<b>0</b>	<b>0</b>



## ADAM ALLEN

# 17

### RUNNING BACK

Jr. • 5-10 • 210  
Aiken, S.C. • South Aiken

#### 2015

- Played in 11 games at running back and on special teams
- Tallied 50 yards on 19 carries, with a long run of 13
- Had four carries for 24 yards, including a 13-yard scamper, in the second half at Troy (9/12)
- Carried five times for 13 yards in CSU's shutout win at Gardner-Webb (10/24)

#### 2014


- Appeared in three games as a true freshman and carried the ball 12 times for a total of 60 yards, with a long of 18
- Had ten carries for 52 yards in the opener against Point (8/28), and earned two more rushing attempts against Campbell (9/11)

#### High School

- Played for Coach Jeremy West at South Aiken High School
- Had 48 receptions for 1,100 yards, and 15 total touchdowns
- Named Offensive and Team MVP

#### ALLEN's CAREER STATS

RUSHING	G	Att	Yds	Avg	Per/G	TD	Long
2014	3	12	60	5.0	20.0	0	18
2015	11	19	50	2.6	4.5	0	13
<b>TOTAL</b>	<b>14</b>	<b>31</b>	<b>110</b>	<b>3.5</b>	<b>7.9</b>	<b>0</b>	<b>18</b>



## MARKEITH BAILEY

# 59

### LINEBACKER

R-Sr. • 6-1 • 232  
Holly Hill, S.C. • Lake Marion

#### 2016

- Finished the season with seven tackles (three unassisted, four assisted)
- Season-high three tackles on November 19 against Kentucky State
- Two tackles in the season-opener on August 27 at North Dakota State
- Tackles on October 22 against Presbyterian and October 29 against Bucknell

#### 2015

- Played in five games at linebacker and on special teams
- Tallied two total tackles.

#### 2014

- Played in eight games and finished the season with four tackles
- Played extensively on special teams
- Had a solo tackle each against Newberry (9/6), Charlotte (9/27) and Monmouth (11/1).

#### 2013

- Redshirted the season.

#### High School

- Played under coach Chris Carter at Lake Marion High School in Holly Hill, S.C.

#### BAILEY's CAREER STATS

Defense	G	UA	A	Total	TFL	Sacks	Yds	PD
2014	8	3	1	4	0	0	0	0
2015	5	2	4	6	0	0	0	0
2016	7	3	4	7	0	0	0	0
<b>TOTAL</b>	<b>20</b>	<b>8</b>	<b>9</b>	<b>17</b>	<b>0</b>	<b>0</b>	<b>0</b>	<b>0</b>



## JOSH BELL

# 12

### DEFENSIVE BACK


So. • 5-10 • 165  
Ridgeway, S.C. • Fairfield Central

#### 2016

- Did not play

#### High School

- Recorded 60 tackles and led Fairfield Central in interceptions
- Averaged 7.8 yards per carry and 46 yards per catch on offense, and accumulated over 300 punt/kickoff return yards
- Named to the AB Honor Roll



## GAGE BOSTWICK

# 54

### OFFENSIVE LINE

R-Jr. • 6-2 • 275  
Altamonte Springs, Fla. • Lake Brantley

#### 2016

- Played in 11 games, earning 10 starts in the 2016 season
- Graded out at 83% on the season
- Ended the season with 44 knockdown blocks
- Integral part of the CSU offensive line that powered the nation's sixth-best rushing attack
- CSU scored 30+ points six times in the 2016 season
- The Buccaneers tallied 500+ yards of offense in four games

#### 2015

- Started against The Citadel (12/5) in the FCS Playoffs and stepped up late in year on an offensive line that suffered injuries
- Played in six games

**2014**

- Did not play in a game.

**High School**

- A two-time first team all-district selection at Lake Brantley High School in Altamonte Springs, FL
- Was named a second team all-state selection as a senior, in addition to first team all-district and second team all-conference...as a junior
- Was his team's MVP and offensive linemen of the year for his junior and senior campaign
- Played in the Central Florida All-State Game following his senior season and was named to Orlando Sentinel Super 60
- Also competed in weightlifting at Lake Brantley, earned three letters and finished ninth in the state championships as a junior



**CALEB BRANNON** **60**

**OFFENSIVE LINE**

R-So. • 6-0 • 295  
Spartanburg, SC • Dorman

**2016**

- Lined up seven games, earning three starts in the 2016 season
- Graded out at 77% on the season
- Finished the year with 14 knockdown blocks
- Part of the CSU offensive line that powered the nation's sixth-best rushing attack
- CSU scored 30+ points six times in the 2016 season
- The Buccaneers tallied 500+ yards of offense in four games

**2015**

- Played in three games as a true freshman

**High School:**

- Played under coach Dave Gutshall at Dorman High School...Started in the North-South All-Star Game in 2014 after being named 1st team all-county, all-area and all-region.
- Notched 27 pancake blocks and graded out at 79% for the season
- Was a team captain and won the FCA Character Award at Dorman
- Held a 3.964 GPA as a high school student
- Also competed in track and field, throwing the discus and shot put.



**SHANE BUCENELL** **6**

**QUARTERBACK**

R-So. • 5-11 • 190  
Wesley Chapel, Fla. • Wiregrass Ranch

**2016**

- October 3 Big South Freshman of the Week
- November 14 Big South Freshman of the Week
- 50th in the NCAA in Passing Touchdowns with 15
- 94th in the NCAA in Passing Yards per game with 122.2
- 97th in the NCAA in Passing Yards with 1,100
- 60th in the NCAA in Points Responsible For with 114
- 44th in the NCAA in Points Responsible For per game with 12.7
- 88th in the NCAA in Total Offense with 158.3 yards per game
- Fourth in the Big South in Total Offense and Total Offense Yards per game
- Led the Big South in Total Offensive Yards per play with 7.1
- Second in the Big South in Total Offensive Touchdowns with 19
- Third in the Big South in Passing Yards per game (122.2), Fifth in the Big South in Passing Yards (1,100), Seventh in the Big South in Pass Attempts (113), Seventh in the Big South in Pass Completions
- Led the Big South in Passing Touchdowns with 15
- Finished the season with 67 completions in 113 attempts for 1,100 yards and 15

**touchdowns**

- Averaged 122.2 passing yards per game and had a 59.3% completion percentage
- Finished the season with a 174.25 passer efficiency
- Third on the Bucs with 325 rushing yards on 88 carries, averaging 36.1 yards per game and 3.7 yards per carry
- Finished the season with four rushing touchdowns
- Season-high 172 passing yards and three touchdowns on October 29 against Bucknell...Added 66 rushing yards on nine carries in the game
- Season-high four touchdown passes to go with 149 passing yards in CSU's double overtime win on October 1 at Coastal Carolina
- Three passing touchdowns, 170 passing yards, and 65 rushing yards in CSU's November 12 win at Liberty
- 156 yards passing on a nearly perfect passing day (13-of-14) in CSU's win over Presbyterian
- Season-high 73 yards on nine carries in CSU's win at Monmouth on September 24
- Season-long 57-yard carry for a touchdown on November 12 at Liberty

**2015**

- Redshirted the season; hoping to compete for playing time/starting job in 2016

**High School**

- Played under coach Mike Lawrence at Wiregrass Ranch High School
- Career touchdown passing leader at Wiregrass Ranch
- Named Academic All-Sunshine Athletic Conference three times
- Played in Blue-Grey All-American Game
- Twice recognized as All-Sunshine Athletic Conference
- Dual-threat quarterback that passed for 3,080 yards and 17 touchdowns as a senior, to go along with 674 rushing yards and 15 touchdowns
- Set school records for passing yards and completions in a single game
- Also played baseball and ran track at Wiregrass Ranch.

**BUCENELL's CAREER STATS**

Passing	G	Com	Att	TD	Int	Yds	Per/G	Long
2016	9	67	113	15	6	1100	122.2	84
<b>TOTAL</b>	<b>9</b>	<b>67</b>	<b>113</b>	<b>15</b>	<b>6</b>	<b>1100</b>	<b>122.2</b>	<b>84</b>

Rushing	G	Att	Yds	Avg	Per/G	TD	Long
2016	9	88	325	3.7	36.1	4	57
<b>TOTAL</b>	<b>9</b>	<b>88</b>	<b>325</b>	<b>3.7</b>	<b>36.1</b>	<b>4</b>	<b>57</b>



**CAMERON CAIN** **48**

**DEFENSIVE BACK**

R-Fr. • 5-11 • 165  
Columbia, S.C. • Spring Valley

**2016**

- Did not play



**JACK CHAMBERS** **18**

**QUARTERBACK**

R-Fr. • 5-10 • 170  
Lilburn, Ga. • Parkview

**2016**

- Did not play

**High School**

- Earned All-Gwinnett County honors at quarterback
- As a three-year starter, tallied over 5,000 yards passing and 40 touchdowns while adding 2,500 yards rushing and 27 scores
- Named team MVP following his senior season
- Also competed on the baseball team

GENERAL

STAFF

PLAYERS

REVIEW

HISTORY

HONORS

RECORDS





**EVAN CRUZ** 49

**DEFENSIVE BACK**

So. • 5-8 • 170  
Viera, Fla. • Viera

2016  
- Did not play



**SKYLER CURRY** 96

**DEFENSIVE LINE**

So. • 6-1 • 230  
Graniteville, S.C. • Midland Valley

2016  
- Did not play

High School  
- Played under coach Rick Knight at Midland Valley High School.  
- Named most outstanding defensive lineman at Midland as a senior en route to earning all-area and all-region honors.  
- Averaged over 100 tackles per year during high school career.



**SAIRE DAVIS** 16

**WIDE RECEIVER**

Jr. • 6-2 • 170  
Byron, Ga. • Peach County

2016  
- Fifth on the team with 132 receiving yards on seven catches with two touchdowns, averaging 18.9 yards per reception  
- Season-high 99 yards on three catches with two touchdowns in CSU's October 29 win against Bucknell  
- Season-long 59-yard reception on October 29 against Bucknell  
- One reception for 16 yards on September 10 at Florida State

2015  
- Played in 12 games, and recorded five catches for 75 yards, with a long of 35  
- Showed promise in earning playing time among a deep group of receivers  
- Made first career catch at Troy (9/12)  
- Had two catches against ETSU (9/17)  
- Made a 35-yard grab to help set up CSU's lone touchdown at Alabama (11/21)

High School  
- Averaged over 16 yards a catch and scored seven touchdowns over his final two seasons at Peach County High School.  
- Recorded 41 catches for 571 yards and four touchdowns as a senior  
- Also played basketball at Peach County.

DAVIS' CAREER STATS

Receiving	G	Rec	Yds	Avg	Per/G	TD	Long
2015	12	5	75	15	6.3	0	35
2016	9	7	132	18.9	14.7	2	59
<b>TOTAL</b>	<b>21</b>	<b>12</b>	<b>1</b>	<b>17.3</b>	<b>9.9</b>	<b>2</b>	<b>59</b>



**KENNY DINKINS** 80

**WIDE RECEIVER**

R-Sr. • 5-10 • 185  
Lawtey, Fla. • Bradford

2016  
- Did not play due to injury

2015  
- Played in 11 games, and emerged as a big-play threat in the passing game during the last half of the season  
- Led the team with 18.5 yards per catch, finished second in receiving yards (333), and third in receptions (18)  
- Had 17 of his 18 catches, and scored all four of his touchdowns, over the last seven games of the year  
- Had four grabs for 59 yards, including a 32-yard touchdown, in the shutout win at Gardner-Webb (10/24)  
- Made a brilliant 47-yard catch, leaping over a defender, to set up a touchdown in the victory over top-ranked Coastal Carolina (10/31)  
- Had a career day with six catches for 114 yards and two touchdowns in CSU's win over Liberty (11/14)  
- Against the Flames, reeled in touchdown catches of 12 and 46 yards  
- Played well against Jacksonville State in the FCS Playoff quarterfinals (12/11), tallying three catches for 63 yards, including a 21-yard touchdown

2014  
- Played in 11 games and started four at wide receiver  
- Finished fourth on the team with 13 receptions for 177 yards and two touchdowns, with a long grab of 51 yards  
- Earned a start in his collegiate debut against Point (8/28), and started four of five games during CSU's unblemished month of September  
- Had two catches for 12 yards and a touchdown in the season opener win over Point (8/28)  
- Recorded a 20-yard TD catch in the victory over Newberry (9/6)  
- Delivered one of the key plays of the game in the win over Campbell (9/11), hauling in a 51-yard catch to set up a touchdown  
- Snared a season-high three catches, for 23 yards, to help CSU beat The Citadel (9/20) for a second straight year  
- Provided one of the highlights for CSU in the loss to Presbyterian (10/18), making a 39-yard catch.

DINKINS' CAREER STATS

Receiving	G	Rec	Yds	Avg	Per/G	TD	Long
2014	11	13	177	13.6	16.1	2	51
2015	11	18	333	18.5	30.3	4	47
<b>TOTAL</b>	<b>22</b>	<b>31</b>	<b>510</b>	<b>16.5</b>	<b>23.2</b>	<b>6</b>	<b>51</b>



**JARROD DOWNER** 77

**OFFENSIVE LINE**

R-So. • 6-3 • 265  
Swainsboro, Ga. • Emmanuel County Institute

2016  
- Did not play

2015  
- Redshirted the season, and helped out in practice as a scout team player

High School  
- Named to the all-state team by the Atlanta Journal Constitution following his senior year  
- Helped lead Emmanuel County to the state title as a sophomore in 2012  
- Selected to the all-region team in each of his final three high school seasons.



# JONATHAN EARL 32

## LINEBACKER

R-Fr. • 5-10 • 211  
Cayce, S.C. • Airport

2016  
- Did not play

High School  
- Earned all-region honors as a linebacker and running back  
- Tallied 850 yards rushing and ten touchdowns as a senior, and added 25 tackles and two interceptions  
- Served as a team captain, and also competed in track  
- Dad and uncle both played football at Chattanooga



# ZACK EVANS 78

## OFFENSIVE LINE

R-So. • 6-2 • 285  
Florence, S.C. • South Florence

2016  
- Played in seven games, earning five starts in the 2016 season  
- Graded out at 82% on the season  
- Finished the year with 48 knockdown blocks  
- Integral part of the CSU offensive line that powered the nation's sixth-best rushing attack  
- CSU scored 30+ points six times in the 2016 season  
- The Buccaneers tallied 500+ yards of offense in four games

2015  
- Redshirted the season, and helped the Bucs in practice as a scout team player

High School  
- Played under coach David Prince at South Florence High School  
- Started first 39 games of his high school career from freshman through junior seasons  
- Two-time all-region selection was also named to 2013 Carolina Prep All-State Team



# EISHAUN FUNNYE 94

## DEFENSIVE LINE

R-So. • 6-2 • 295  
Hemingway, S.C. • Hemingway

2016  
- Finished the season with 13 tackles (four unassisted, nine assisted)  
- Finished the season with 0.5 tackles for loss  
- Season-high four tackles and 0.5 tackles for loss on September 3 against Kentucky State  
- Three tackles on November 5 against Gardner-Webb  
- Two tackles three times (September 24 at Monmouth, October 1 at Coastal Carolina, October 29 against Bucknell)

High School  
- Competed under coach Ken Crib at Hemingway High School

- Enjoyed a dominant senior year on the defensive line, posting 62 tackles, including 28 tackles for loss  
- Also played right tackle on offense, and recorded over 75 pancake blocks in career  
- Member of the track team at Hemingway, throwing discus and shot put  
- Finished in the top-five of the Lower State Championship in both the discus and shot put as a senior.

### FUNNYE's CAREER STATS

Defense	G	UA	A	Tkls	TFL	Yds	Sacks	PD
2016	9	4	9	13	0.5	2	0	0
<b>TOTAL</b>	<b>9</b>	<b>4</b>	<b>9</b>	<b>13</b>	<b>0.5</b>	<b>2</b>	<b>0</b>	<b>0</b>



# JACOB GARIBAY 91

## DEFENSIVE LINE

R-So. • 6-1 • 230  
Hanahan, S.C. • Hanahan

2016  
- Finished the season with two tackles (two unassisted)  
- Season-high two tackles on September 10 at Florida State

2015  
- Redshirted the season

High School  
- Enjoyed a stellar senior year at Hanahan, earning a spot in the North & South All-Star Game  
- Had 63 tackles and nine tackles for loss as a senior  
- Earned Defensive Leadership Award as a senior at Hanahan  
- Played under coach Charlie Patterson at Hanahan

### GARIBAY's CAREER STATS

Defense	G	UA	A	Tkls	TFL	Yds	Sacks	PD
2016	6	2	0	2	0	0	0	0
<b>TOTAL</b>	<b>6</b>	<b>2</b>	<b>0</b>	<b>2</b>	<b>0</b>	<b>0</b>	<b>0</b>	<b>0</b>



# JOE GOLD 51

## OFFENSIVE LINE

R-Jr. • 6-3 • 270  
Fort Myers, Fla. • S. Ft. Myers (Florida Atlantic)

2016  
- Played in nine games, earning eight starts in the 2016 season  
- Graded out at 78% on the year  
- Ended the season with 52 knockdown blocks  
- Integral part of the CSU offensive line that powered the nation's sixth-best rushing attack  
- CSU scored 30+ points six times in the 2016 season  
- The Buccaneers tallied 500+ yards of offense in four games

### Prior to CSU

- Played in seven games and started six at center at Florida Atlantic University in 2014  
- Drew his first collegiate start (center) in the FIU game  
- Saw action in the Western Kentucky win  
- Part of a line that was praised for its performance at No. 23 Marshall

### High School

- Played for Grant Redhead at South Fort Myers High School where he recorded 102 pancakes as a senior  
- Completed four-year career without allowing a sack  
- Earned all-county, all-area and second team all-state honors.

GENERAL

STAFF

PLAYERS

REVIEW

HISTORY

HONORS

RECORDS



# PLAYERS



## NICK GRAVES 30

### DEFENSIVE BACK

So. • 6-1 • 165  
Lexington, S.C. • Lexington

#### 2016

- Did not play

#### High School

- Was a 2015 Shrine Bowl selection  
- Earned all-state honors from USA Today, SC Varsity, and the High School Sports Report  
- Had 52 tackles, five tackles for loss, eight pass breakups, two interceptions and four blocked kicks  
- Added 15 kickoff returns with a long of 79 and an average of almost 23 yards per return  
- Dad played football at The Citadel



## RAMEL HAMBRICK-CRAWFORD 95

### DEFENSIVE LINE

R-Jr. • 6-0 • 180  
Atlanta, Ga. • Tucker

#### 2016

- Finished the season with four tackles (one unassisted, three assisted)  
- Season-high three tackles on September 3 against Kentucky State  
- Recorded a solo tackle on September 10 at Florida State

#### 2015

- Played in ten games, earned two starts at nose tackle, and was a factor on a deep defensive line that made CSU one of the nation's best defenses  
- Started in wins over The Citadel (9/26) and Gardner-Webb (10/24)  
- Tallied eight tackles  
- Recorded a season-high three stops against The Citadel (9/26) and Alabama (11/21)

#### 2014

- Redshirted the season

#### High School

- Played defensive tackle and earned a spot in the Georgia vs. Florida All-Star game following a standout senior season at Tucker High School in DeKalb County, GA  
- Was named a DeKalb County All-Star and was rookie of the year on the varsity team as a sophomore  
- Originally from Baltimore, Md., he was also a member of the wrestling team at Tucker and placed fifth in the varsity county tournament

#### HAMBRICK-CRAWFORD'S CAREER STATS

Defense	G	UA	A	Tkls	TFL	Yds	Sacks	PD
2015	10	2	6	8	0	0	0	0
2016	6	1	3	4	0	0	0	0
<b>TOTAL</b>	<b>16</b>	<b>3</b>	<b>9</b>	<b>12</b>	<b>0</b>	<b>0</b>	<b>0</b>	<b>0</b>



## CHANIN HAMILTON 25

### RUNNING BACK

R-So. • 5-10 • 198  
Vienna, Ga. • Dooly County

#### 2016

- Eighth on the Bucs with 117 rushing yards on 25 carries, averaging 4.7 yards per carry  
- Season-high 53 yards on nine carries and added a reception for one yard in CSU's loss on September 10 at Florida State  
- Five carries for 35 yards in CSU's September 3 win against Kentucky State  
- Recorded his lone kickoff return for 12 yards on October 1 at Coastal Carolina

#### 2015

- Redshirted the season

#### High School

- Played for coach Jimmy Hughes at Dooly County High School  
- Three-time all-state selection in the state of Georgia at running back  
- Named first team all-region as a senior and second team all-region as a junior  
- Selected honorable mention all-state as a sophomore after rushing for 1,458 yards.

#### HAMILTON'S CAREER STATS

Rushing	G	Att	Yds	Avg	Per/G	TD	Long
2015	1	0	0	0	0	0	0
2016	10	25	117	4.7	11.7	0	25
<b>TOTAL</b>	<b>11</b>	<b>25</b>	<b>117</b>	<b>4.7</b>	<b>10.6</b>	<b>0</b>	<b>25</b>



## QUINLAN HAMMOND 64

### DEFENSIVE BACK

Jr. • 6-2 • 200  
Nakina, N.C. • South Columbus

#### 2016

- Did not play

#### 2015

- Did not play



## STEPHEN HARALAMBIS 65

### OFFENSIVE LINE

R-So. • 6-3 • 270  
Chapin, S.C. • Chapin

#### 2016

- Lined up in four games, earning two starts in the 2016 season  
- Graded out at 82% on the season  
- Finished the year with 10 knockdown blocks  
- Part of the CSU offensive line that powered the nation's sixth-best rushing attack  
- CSU scored 30+ points six times in the 2016 season  
- The Buccaneers tallied 500+ yards of offense in four games

2015

- Redshirted the season

High School

- Named a 2014 all-state selection as a senior at Chapin High School
- Played in the prestigious Shrine Bowl of the Carolinas following his senior year
- Named all-region twice and all-area in 2014
- Also competed on the wrestling and baseball teams at Chapin



# RONNIE HARRIS 2

## RUNNING BACK

R-So. • 5-10 • 205  
Richmond Hill, Ga. • Richmond Hill

2016

- Finished the season with 62 yards on 13 carries, averaging 4.8 yards per carry
- Season-high 35 yards on eight carries in CSU's September 3 win against Kentucky State
- Season-long 17-yard carry on September 10 at Florida State

2015

- Redshirted the season

High School

- Tallied 1,400 yards rushing, 7.2 yards per carry and 14 touchdowns as a senior
- Named first team all-region following a banner senior season
- Named Bryan County Player of the Week five times during his senior year
- Selected honorable mention all-region as a junior, with 668 yards rushing and seven touchdowns

HARRIS' CAREER STATS

Rushing	G	Att	Yds	Avg	Per/G	TD	Long
2015	8	21	92	4.4	11.5	2	17
2016	4	10	48	4.8	12.0	0	19
TOTAL	12	31	140	4.5	11.7	2	19



# TRAVAY HATTEN 88

## TIGHT END

R-So. • 6-4 • 220  
Pageland, S.C. • Central

2016

- Finished the season with four catches, 56 receiving yards, and two touchdowns, averaging 14.0 yards per reception in the 2016 season
- Season-high two receptions for 34 yards and a touchdown on November 12 at Liberty
- One reception, 11 yards, and a touchdown in CSU's October 1 double overtime win at Coastal Carolina
- One reception for 11 yards in CSU's September 24 win at Monmouth
- Downed one kickoff return on October 1 at Coastal Carolina

2015

- Redshirted the season

High School

- Named an all-region selection as a senior at Central High School
- Earned three varsity letters at Central High School, and also played defensive end and outside linebacker
- Played under coach Craig Hatcher at Central.

HATTEN'S CAREER STATS

Receiving	G	Rec	Yds	Avg	Per/G	TD	Long
2016	11	4	56	14.0	5.1	2	23
TOTAL	11	4	56	14.0	5.1	2	23



# LEROY HENRY 74

## OFFENSIVE LINE

So. • 6-2 • 320  
St. Cloud, Fla. • St. Cloud

2016

- Did not play

High School

- Named 7-A All-State after helping lead Saint Cloud to a district championship
- Earned 2nd Team Orange Belt Conference honors as a junior and a senior
- Completed in basketball, track and field and weightlifting - was a regional qualifier in the shot put
- Member of the National Science Honors Society



# CRAIG JOHNSON 84

## LINEBACKER

R-So. • 6-2 • 205  
Swansea, S.C. • Swansea

2016

- Finished the season with three tackles (two solo, one assisted)
- Finished the season with a tackle for loss and a sack
- Recorded a sack on September 3 against Kentucky State
- Recorded a tackle on October 22 against Presbyterian
- Recorded a tackle on October 29 against Bucknell

2015

- Redshirted the season

High School

- Recorded 48 tackles, eight tackles for loss, three sacks, a fumble recovery and a blocked kick
- Also tallied 57 receptions for a 1,028 yards and 13 touchdowns as a wide receiver
- Named all-region in both 2013 and 2014
- Named All-Lexington County, and also selected to The State's All-Midlands Team

JOHNSON'S CAREER STATS

Defense	G	UA	A	Tkls	TFL	Sacks	Yds	PD
2016	1	1	0	1	1	1	13	0
TOTAL	1	1	0	1	1	1	13	0



# LONDON JOHNSON 1

## QUARTERBACK

R-So. • 6-0 • 190  
Cilo, S.C. • Marlboro County

GENERAL

STAFF

PLAYERS

REVIEW

HISTORY

HONORS

RECORDS



# PLAYERS

## 2016

- Finished the season with six completions in 12 attempts for 105 yards and a touchdown
- Averaged 21.0 yards per game and had a 50.0% completion percentage
- Finished the season second on the team with a 134.33 passer efficiency
- Fifth on the Bucs with 212 rushing yards on 31 carries, averaging 42.4 yards per game and 6.8 yards per carry
- Finished the season with three rushing touchdowns
- Season-high 82 passing yards and a touchdown to go with 80 rushing yards on 11 carries in CSU's October 29 win against Bucknell
- 67 rushing yards and a touchdown on 10 carries in CSU's September 3 win over Kentucky State
- 64 rushing yards on four carries in CSU's October 22 win over Presbyterian

## 2015

- Redshirted the season

## High School

- Named all-state three times, and was Region 6-AAA Offensive Player of the Year as a junior at Marlboro
- Compiled 5,484 yards passing and 58 touchdowns through the air
- Dual threat quarterback tallied 1,851 yards rushing and 18 touchdowns.
- Earned Rookie of the Year honors in South Carolina as a sophomore quarterback.

## JOHNSON'S CAREER STATS

Passing	G	Com	Att	TD	Int	Yds	Per/G	Long
2016	5	6	12	1	1	105	21.0	43
<b>TOTAL</b>	<b>5</b>	<b>6</b>	<b>12</b>	<b>1</b>	<b>1</b>	<b>105</b>	<b>21.0</b>	<b>43</b>

Rushing	G	Att	Yds	Avg	Per/G	TD	Long
2016	5	31	212	6.8	42.4	3	33
<b>TOTAL</b>	<b>5</b>	<b>31</b>	<b>212</b>	<b>6.8</b>	<b>42.4</b>	<b>3</b>	<b>33</b>



## TAYLOR KARNAP 85

### WIDE RECEIVER


So. • 6-1 • 170  
Myrtle Beach, S.C. • Socastee

## 2016

- Did not play

## High School

- Had 38 receptions for 510 yards and 5 TDs as a senior
- Named All-Region as a WR
- Also a baseball standout in high school



## DAVID KENNEDY 99

### KICKER/PUNTER

Sr. • 5-11 • 190  
Summerville, S.C. • Summerville

## 2016

- Utilized his strong leg to serve as CSU's primary kickoff specialist in the 2016 season
- Finished the season with 62 kickoffs for 3,565 total yards, averaging 57.5 yards per kickoff
- Finished the season with eight touchbacks
- Led a unit that finished 15th in the NCAA in kickoff return defense at 17.55 yards per return

## 2015

- Handled kickoff duties for the Bucs, and averaged 54 yards on 68 kicks
- Notched nine touchbacks

- Also punted six times, averaging 39.8 yards, with a long of 45 yards
- Made his only field goal attempt of the year, a 24-yarder, for CSU's first points in the FCS Playoff quarterfinals against No. 1 Jacksonville State (12/11)

## 2014

- Played in 12 games and served as CSU's primary placekicker
- Hit on 11-of-18 field goal tries with a long of 45 yards coming at Georgia (11/22)
- Connected on 33 of 37 extra-point attempts, and tallied 66 total points for the season
- Made 7 PAT's as Bucs hammered Point (8/28) in opener
- Had a pair of key field goals, including a 32-yarder, in CSU's second straight win over The Citadel (9/20)
- Chipped in two field goals each in CSU's near upset of Vanderbilt (10/11) and the shutout win at Monmouth (11/1).

## High School

- Voted his team's MVP and was named First Team All-Lowcountry following his senior season at Summerville High School
- Was 15-of-19 on field goals with a long of 45 as a senior
- Made the game winner in the state playoff against Boiling Springs.
- Averaged 39.8 yards per punt with a long of 62 yards...Had 12 punts downed inside the 20-yard line



## EDWARD KING 50

### LINEBACKER

So. • 6-1 • 210  
Hallandale, Fla. • Hallandale

## 2016

- Did not play

## High School

- Played under coach Dameon Jones at Hallandale High School
- Was a 2016 Broward County All-Star
- Posted 103 tackles, six sacks, four forced fumbles and two interceptions as a senior



## MATTHEW MARTIN 81

### WIDE RECEIVER


So. • 6-0 • 165  
Anderson, S.C. • Westside

## 2016

- Did not play

## High School

- Tallied 1,400 yards and 15 touchdowns on 120 catches during his high school career
- Earned a spot in the Shrine Bowl, and was named all-state, all-region and all-area
- Also competed in baseball and track



# JOSEPH MAXBERRY IV 55

## LINEBACKER

R-Sr. • 6-4 • 230  
Columbia, S.C. • Spring Valley

### 2016

- Finished the season with 12 tackles (five unassisted, seven assisted)
- Finished the season with two tackles for loss and 1.5 sacks

### MAXBERRY'S Career Stats

Defense	G	UA	A	Tkls	TFL	Sacks	Yds	PD
2016	3	1	2	3	0.5	0	1	0
<b>TOTAL</b>	<b>3</b>	<b>1</b>	<b>2</b>	<b>3</b>	<b>0.5</b>	<b>0</b>	<b>1</b>	<b>0</b>



# ROBERT MITCHELL 10

## QUARTERBACK

Sr. • 6-0 • 220  
Beaumont, Texas • Beaumont Central

### 2016

- Finished the season with 14 completions in 43 attempts for 265 yards and two touchdowns
- Averaging 33.1 yards per game with a 32.6% completion percentage
- Finished the season with an 85.72 passer efficiency
- Fourth on the Bucs with 260 rushing yards on 46 carries, averaging 32.5 yards per game and 5.7 yards per carry
- Finished the season second on the Bucs with five rushing touchdowns
- Season-high 142 passing yards and a touchdown in CSU's loss on September 10 at Florida State
- 55 yards passing in CSU's November 5 loss against Gardner-Webb
- Season-high 113 yards rushing and two touchdowns in CSU's October 22 win over Presbyterian
- Season-long 78-yard carry for a touchdown against Presbyterian
- 69 rushing yards and two touchdowns in CSU's double overtime win on October 1 at Coastal Carolina

### Prior to CSU

- Played his freshman year at Lamar University, before spending the 2015 season at Blinn Junior College, the alma mater of NFL mvp Cam Newton
- Played in three games at Lamar as a freshman, totaling 168 yards and three touchdowns on 18 carries
- Started seven games at quarterback for Blinn and earned all-conference honorable mention status
- Completed 61 percent of his passes for 1,086 yards and seven touchdowns
- Ran 61 times for 397 yards and three more scores

### High School

- Played for coach Andrew Washington at Beaumont Central High School
- Named all-district as a high school senior
- Also played soccer, basketball and track at Beaumont Central

### MITCHELL'S Career Stats

Passing	G	Com	Att	TD	Int	Yds	Per/G	Long
2016	8	14	43	2	3	265	33.1	57
<b>TOTAL</b>	<b>8</b>	<b>14</b>	<b>43</b>	<b>2</b>	<b>3</b>	<b>265</b>	<b>33.1</b>	<b>57</b>

Rushing	G	Att	Yds	Avg	Per/G	TD	Long
2016	8	46	260	5.7	36.1	5	78
<b>TOTAL</b>	<b>8</b>	<b>46</b>	<b>260</b>	<b>5.7</b>	<b>36.1</b>	<b>5</b>	<b>78</b>



# NOAH OLIVER 40

## DEFENSIVE LINE

R-Jr. • 6-3 • 280  
Altamonte Springs, Fla. • Lake Brantley

### 2016

- 34th in the Big South in Tackles per game
- Sixth in the Big South in Tackles per game by a defensive lineman
- Tied for sixth on the Bucs in overall tackles with 41
- Second on the team with 30 assisted tackles and added 11 unassisted tackles
- Finished the season with 2.5 tackles for loss
- Season-high 11 tackles and a tackle for loss on November 19 against Kennesaw State
- Six tackles on November 5 against Gardner-Webb
- Four tackles and 1.5 tackles for loss on September 24 at Monmouth

### 2015

- Played in nine games, posted 13 tackles and earned more playing time late in year as part of a deep defensive line mix
- Had three stops against Monmouth (10/10) and Alabama (11/21)
- Notched a career-high five tackles in the win over Liberty (11/14)

### 2014

- Redshirted the season

### High School

- Earned a second team all-state selection as a senior at Lake Brantley High School in Altamonte Springs, Fla
- Also garnered first-team all-conference and all-district honors as a senior
- Named to Orland Sentinel Super 60 (#35) and was selected second team all-state by the publication
- As a junior, he earned second team all-conference and all-district accolades and was Lake Brantley's defensive lineman of the year
- Tallied 78 tackles, 28 tackles for loss, ten sacks and recovered two fumbles as a senior at Lake Brantley
- As a junior, he recorded 54 tackles, 15 tackles for loss and seven sacks
- Also competed in weightlifting for three years and basketball for one while at Lake Brantley

### OLIVER'S CAREER STATS

Defense	G	UA	A	Tkls	TFL	Sacks	Yds	PD
2015	9	3	10	13	0	0	0	0
2016	10	11	30	41	2.5	0	0	0
<b>TOTAL</b>	<b>19</b>	<b>14</b>	<b>40</b>	<b>54</b>	<b>2.5</b>	<b>0</b>	<b>0</b>	<b>0</b>



# ETHAN RAY 69

## LONG SNAPPER

R-Fr. • 6-0 • 185  
Boiling Springs, S.C. • Boiling Springs

### 2016

- Did not play

### High School

- Graded out at 100 percent as a long snapper for coach Rick Tate at Boiling Springs
- Earned Special Teams Player of the Year honors at Boiling Springs
- Also played golf and lacrosse

GENERAL

STAFF

PLAYERS

REVIEW

HISTORY

HONORS

RECORDS



# PLAYERS



## KYLE REIGHARD 63

### KICKER/PUNTER

R-So. • 6-2 • 185  
Salem, Va. • Salem

#### 2016

- Made his punting debut at CSU on October 29 against Bucknell
- Connected on a 29-yard punt on October 29 against the Bison

#### 2015

- Redshirted the season

#### High School

- Played under coach Stephen Magendaner at Salem High School
- Named an all-conference punter and kicker following his senior season
- Played three years of varsity football at Salem
- Over his final two years, connected on 15-of-19 field goals and 148-of-152 extra-point attempts
- Averaged 39 yards a punt, placed 12 punts inside the 20-yard line, and recorded a long punt of 63 yards
- Had touchbacks on 24 percent of kickoffs as a senior



## JOHNNY ROBINSON 18

### DEFENSIVE LINE

Jr. • 6-1 • 260  
Apopka, Fla. • Apopka

#### 2016

- 46th in the Big South in Tackles per game
- 12th in the Big South in Tackles per game by a defensive lineman
- Tied for eighth on the Bucs with 35 tackles (14 unassisted, 21 assisted)
- Finished the season with 1.5 tackles for loss
- Season-high nine tackles on November 19 against Kennesaw State
- Five tackles and 0.5 tackles for loss on November 26 at Wofford
- Four tackles and a tackle for loss on October 22 against Presbyterian

#### 2015

- Played in 11 games and started three while immediately emerging as a true freshman in a deep defensive line mix
- Earned first career start in the win over top-ranked Coastal Carolina (10/31), as well as versus Liberty (11/14) and The Citadel (12/5)
- Tallied 16 tackles, 1.5 tackles for loss and a pass breakup
- Recorded a career-high four tackles in the victory over Coastal Carolina (10/31)
- Had three tackles, including a tackle for loss, in the FCS Playoff win over The Citadel (12/5)

#### High School

- Led Apopka to its second state title in three seasons as a senior, notching two hurries and a sack in the state title game
- Also helped Apopka to a state championship as a sophomore in 2012
- Won the 2014 Merit Scholar Award for his performance in the classroom
- Played under Coach Darlington at Apopka

#### ROBINSON'S CAREER STATS

Defense	G	UA	A	Tkls	TFL	Sacks	Yds	PD
2015	11	5	11	16	1.5	0	0	1
2016	10	14	21	35	1.5	0	0	0
<b>TOTAL</b>	<b>21</b>	<b>19</b>	<b>32</b>	<b>51</b>	<b>3.0</b>	<b>0</b>	<b>0</b>	<b>1</b>



## BRANDON ROWLAND 7

### DEFENSIVE BACK

Jr. • 6-0 • 180  
Irmo, S.C. • Irmo

#### 2016

- Finished the season with 23 tackles (17 unassisted, six assisted)
- Finished the season with an interception and a pass breakup
- Season-high five tackles (four unassisted) on November 5 against Gardner-Webb
- Four tackles on September 10 at Florida State
- Two tackles and an interception non November 19 against Kennesaw State
- Two tackles and a pass breakup on September 24 at Monmouth

#### 2015

- Played in five games and recorded five tackles
- Recorded two tackles against North Greenville (9/3) and ETSU (9/17)
- Had a tackle in the FCS Playoff quarterfinals against Jacksonville State (12/11)

#### High School

- Played under coaches Bob Hanna and Reggie Kennedy at Irmo High School

#### ROWLAND'S CAREER STATS

Defense	G	UA	A	Total	TFL	Sacks	Yds	Int
2015	5	5	2	5	0	0	0	0
2016	10	17	6	23	0	0	0	1
<b>TOTAL</b>	<b>15</b>	<b>22</b>	<b>8</b>	<b>28</b>	<b>0</b>	<b>0</b>	<b>0</b>	<b>1</b>



## DEMETRI ROYER 9

### LINEBACKER

R-Fr. • 6-0 • 195  
Clearwater, Fla. • Clearwater Central Catholic

#### 2016

- Suffered a season-ending injury in the season-opener against North Dakota State

#### 2015

- Redshirted the season

#### High School

- Named second team all-state and first team all-county as a senior
- Led Clearwater Central Catholic in interceptions and was named an Under Armour All-American
- Led team in tackles and forced fumbles
- Named first team all-state by the Tampa Bay Times



## BOBBY RUFF 41

### LINEBACKER

Sr. • 6-3 • 210  
Charleston, S.C. • West Ashley

#### 2016

- Finished the season with 23 tackles (17 unassisted, six assisted)
- Finished the season with an interception and a pass breakup
- Season-high five tackles (four unassisted) on November 5 against Gardner-Webb
- Four tackles on September 10 at Florida State

- Two tackles and an interception non November 19 against Kennesaw State
- Two tackles and a pass breakup on September 24 at Monmouth

**2015**

- Played in five games and recorded five tackles
- Recorded two tackles against North Greenville (9/3) and ETSU (9/17)
- Had a tackle in the FCS Playoff quarterfinals against Jacksonville State (12/11)

**High School**

- Played under coaches Bob Hanna and Reggie Kennedy at Irmo High School

**RUFF's Career Stats**

Defense	G	UA	A	Tkls	TFL	Sacks	Yds	PD
2014	10	7	7	14	1.5	0.5	3	0
2015	13	24	11	35	1.5	1	10	1
2016	7	13	14	27	1.5	1	8	2
<b>TOTAL</b>	<b>30</b>	<b>44</b>	<b>32</b>	<b>76</b>	<b>4.5</b>	<b>2.5</b>	<b>21</b>	<b>3</b>



**NICK SALLEY 52**

**LINEBACKER**

So. • 5-10 • 165  
Walterboro, S.C. • Colleton

**2016**

- Did not play



**NICK SANDS 57**

**DEFENSIVE LINE**

R-Jr. • 6-1 • 280  
Greer, S.C. • Eastside

**2016**

- Finished the season with 12 tackles (two unassisted, 10 assisted)
- Finished the season with 1.5 tackles for loss and a fumble recovery
- Opened the season with three tackles on August 27 at North Dakota State
- Three tackles and 0.5 tackles for loss on November 5 against Gardner-Webb
- Two tackles, a tackle for loss, and a fumble recovering on October 29 against Bucknell

**2015**

- Earned lots of snaps at nose tackle and was part of a defensive line that anchored one of the nation's top defenses
- Played in 12 games and recorded 14 tackles, 0.5 tackles for loss and a forced fumble
- Was part of a dominant second half effort against The Citadel's (9/26) potent triple option attack, finishing with a career-high four tackles
- Had multiple stops in wins over Gardner-Webb (10/24) and Kennesaw State (11/7)
- Earned first career start at eventual FBS national champion Alabama (11/21)
- Forced a fumble, leading to one of six Citadel turnovers, in CSU's FCS Playoff win (12/5)

**2014**

- Did not play in a game

**High School**

- Named an all-region selection in 2011, 2012 and 2013, and all-county in 2012, as a linebacker at Eastside High School in Greenville, S.C.
- Was named Greer Citizen Player of the Week in 2012 and 2013, and Greenville News Player of the Week in 2011
- Tallied 135 tackles in 2012 to lead team, including ten tackles for loss, five sacks, two fumble recoveries and one interception
- Led 2013 team with 16 tackles per game in injury shortened season, finishing with 115 total stops, nine tackles for loss, 4.5 sacks and two fumble recoveries

- Was a four-year varsity letter winner and three-year starter

**SANDS' CAREER STATS**

Defense	G	UA	A	Tkls	TFL	Sacks	Yds	PD
2015	12	6	8	14	0.5	0	0	0
2016	10	2	10	12	1.5	0	0	0
<b>TOTAL</b>	<b>22</b>	<b>8</b>	<b>18</b>	<b>26</b>	<b>2.0</b>	<b>0</b>	<b>0</b>	<b>0</b>



**LANDON SAYEGH 45**

**LINEBACKER**

R-Jr. • 5-9 • 215  
Simpsonville, S.C. • Hillcrest

**2016**

- 22nd in the Big South in Tackles per game by a linebacker
- Finished the season with 14 tackles (10 unassisted, four assisted)
- Finished the season with two pass breakups
- Season-high four unassisted tackles and a pass breakup on September 10 at Florida State
- Three tackles on September 3 against Kentucky State
- One tackle and a pass breakup on October 29 against Bucknell
- Two tackles on August 27 at North Dakota State
- Two tackles on November 19 against Kennesaw State

**2015**

- Did not appear in a game but helped the Bucs in practice as a scout team player

**2014**

- Redshirted the season.

**High School**

- A two-sport standout and All-Region linebacker from Hillcrest High School in the Greenville area
- Recorded 171 tackles and 56 tackles for loss during his senior season to go with nine sacks, five interceptions, and two defensive TDs..
- Was a three-time All-Region selection as a wrestler and a three-time state qualifier
- He was a nominee for the North-South All-Star game as a senior

**SAYEGH's CAREER STATS**

Defense	G	UA	A	Tkls	TFL	Sacks	Yds	PD
2016	9	10	4	14	0	0	13	2
<b>TOTAL</b>	<b>9</b>	<b>10</b>	<b>4</b>	<b>14</b>	<b>0</b>	<b>0</b>	<b>13</b>	<b>2</b>



**GARRIS SCHWARTING 89**

**WIDE RECEIVER**

So. • 5-10 • 160  
Bamberg, S.C. • Bamberg-Ehrhardt

**2016**

- Did not play

**High School**

- Selected as Top 100 high school senior by HSSR
- Had 11 touchdowns as a senior
- Helped lead B-E to a Class A Division 1 State Championship
- Member of the National Honor Society
- Three-sport standout; Named All-Region in both baseball and basketball
- Brother plays football at Presbyterian; Grandfather played football at South Carolina (1966-69)

GENERAL

STAFF

PLAYERS

REVIEW

HISTORY

HONORS

RECORDS



# PLAYERS



## QUAVON SCOTT

# 83

### TIGHT END

R-So. • 6-1 • 230  
Athens, Ga. • Clarke Central

#### 2016

- Finished the season with four catches for 46 receiving yards, averaging 11.5 yards per reception
- Season-high two receptions for 12 yards in CSU's October 22 win against Presbyterian
- Season-long 29 yard reception on September 10 at Florida State
- One reception for five yards on November 12 at Liberty

#### 2015

- Played in one game, and helped the Bucs in practice as a scout team player

#### High School

- Named first team all-region as a junior
- Recorded six catches for 95 yards and four carries for 47 yards as a senior
- Tallied 75 career tackles, seven tackles for loss, three forced fumbles, two fumble recoveries and two interception returns for touchdowns

#### SCOTT's Career Stats

Receiving	G	Rec	Yds	Avg	Per/G	TD	Long
2015	1	0	0	0	0	0	0
2016	8	4	46	11.5	5.8	0	29
<b>TOTAL</b>	<b>9</b>	<b>4</b>	<b>46</b>	<b>11.5</b>	<b>5.1</b>	<b>0</b>	<b>29</b>



## NOAH SHULER

# 46

### RUNNING BACK


Sr. • 5-7 • 215  
Goose Creek, S.C. • Stratford

#### Prior to CSU

- Played two seasons at Methodist University in Fayetteville, N.C.
- Rushed for 751 yards and 12 touchdowns in ten games in 2014

#### High School

- Played under coach Ray Stackley at Stratford High School
- Also competed in track and field and wrestling



## JONATHAN SLATON

# 3

### DEFENSIVE BACK

R-Jr. • 5-10 • 180  
Lithonia, Ga. • Arabia Mountain

#### 2016

- Finished the season with 17 tackles (10 unassisted, seven assisted)
- Finished the season with a pass breakup
- Three tackles on October 1 at Coastal Carolina
- Three tackles on October 29 against Bucknell
- Recorded a pass breakup in CSU's win over Presbyterian on October 22

#### 2014

- Played in all 12 games at defensive back and on special teams

- Showed promise for future of CSU secondary
- Recorded eight tackles, a forced fumble and a blocked punt
- Had first two career tackles in the win over Campbell (9/11)
- Posted two tackles and forced a fumble against Presbyterian
- Blocked a field goal at Monmouth (11/1) to help preserve CSU's first Big South shutout since 2008
- Tallied two solo tackles in the win at Liberty (11/15)

#### High School

- A two-time All-Region selection as a standout wide receiver and defensive back at Arabia Mountain High School in Lithonia, Ga.
- The All-DeKalb County selection had 40 tackles and two interceptions as a senior
- Also had 87 catches for 1,443 yards and 17 TDs in his career at wide ouy
- Also ran track and was a part of the school's 4x100 meter relay team and ran a 10.7 in the 100 meters

#### SLATON's Career Stats

Defense	G	UA	A	Tkls	TFL	Sacks	Yds	PD
2014	12	7	1	8	0	0	0	0
2016	11	10	7	17	0	0	0	1
<b>TOTAL</b>	<b>23</b>	<b>17</b>	<b>8</b>	<b>25</b>	<b>0</b>	<b>0</b>	<b>0</b>	<b>1</b>



## DARIN SMALLS

# 20

### DEFENSIVE BACK

R-So. • 5-11 • 185  
Summerville, S.C. • Summerville

#### 2016

- Finished the season with five tackles (four unassisted, one assisted)
- Season-high two tackles on October 29 against Bucknell
- Recorded a tackle on September 3 against Kentucky State
- Recorded a tackle on September 10 at Florida State
- Recorded a tackle on November 12 at Liberty

#### 2015

- Redshirted as a true freshman at South Carolina
- Enrolled at Carolina in January
- Went through the spring with the squad, but did not participate in any team drills as he continued to rehab from a high school knee injury

#### 2014

- Signed with the Gamecocks in the spring, but did not enroll in school while rehabbing his knee injury throughout the fall

#### High School

- Played for legendary coach John McKissick at Summerville (S.C.) High School, graduating in 2014
- The Green Wave went 11-3 and reached the state semifinals in his senior season
- Suffered a knee injury in his final campaign
- Logged 60 tackles and intercepted six passes as a sophomore, returning two for touchdowns
- Also competed in baseball and track
- Rivals considered him a three-star prospect, the 11th-best player in the state and the 37th-best cornerback in the country
- Scout rated him as a three-star prospect and the 53rd-best cornerback in the country
- Considered a three-star prospect, the 15th-best player in the state, and the 37th-best safety in the nation, according to 247Sports
- ESPN considered him a three-star prospect, the 23rd-best safety in the nation and the 14th-best player in the state
- Ranked by PrepStar as a three-star prospect and an All-Atlantic Region pick
- Had more than a dozen major college offers

#### SMALLS' Career Stats

Defense	G	UA	A	Tkls	TFL	Sacks	Yds	PD
2016	7	4	1	5	0	0	0	0
<b>TOTAL</b>	<b>7</b>	<b>4</b>	<b>1</b>	<b>5</b>	<b>0</b>	<b>0</b>	<b>0</b>	<b>0</b>



# BRACKIN SMITH 79

## OFFENSIVE LINE

R-So. • 6-3 • 270  
Bogart, Ga. • Noth Oconee

### 2016

- Did not play

### 2015

- Redshirted the season, and helped the Bucs in practice as a scout team player

### High School

- Named Georgia 8-AAAA First Team All-Region, and AAAA Second Team All-State as a senior offensive lineman  
- Recorded five sacks, 36 tackles, and 13 tackles for loss during a dominant senior season  
- Also starred on the offensive line, posting 87 knockdowns, 37 pancake blocks, and 29 key blocks  
- Named Defensive and Offensive Player of the Week in the region multiple times  
- Played under coach Terry Tuley at North Oconee.



# JACOB SMOAK 97

## KICKER

Jr. • 6-1 • 160  
Lexington, S.C. • Brookland-Cayce (Ferrum)

### 2016

- Converted 2-of-4 field goal attempts in the 2016 season  
- Converted 2-of-2 PATs in the 2016 season  
- Finished the season with eight points scored on the year  
- Converted a season-long 46-yard field goal attempt in the August 27 season opener at North Dakota State  
- Connected on both PATs in the September 3 home opener against Kentucky State  
- Converted a 26-yard field goal in CSU's October 22 win against Presbyterian

### Prior to CSU

- Kicked at Ferrum College in 2014, connecting on 4-of-8 field goal tries with a long of 38 yards  
- Made nine of ten PAT's and also punted four times at an average of 32 yards with a long of 43.

### High School

- Played under Coach Rusty Charpia at Brookland-Cayce High School and was starting placekicker his final two seasons  
- Set a school record for points as a senior in 2013

### SMOAK's Career Stats

Kicking	G	FGM	FG	Pct	Long	XPM	XPA	Pct
2016	4	2	4	50%	46	2	2	100%
TOTAL	4	2	4	50%	46	2	2	100%



# J.D. SOSEBEE 5

## LINEBACKER

R-So. • 6-1 • 220  
Gainesville, Fla. • Gainesville

### 2016

- Tied for eighth on the Bucs with 35 tackles (19 unassisted, 16 assisted)  
- Finished the season with 0.5 tackles for loss and a fumble recovery  
- Finished the season with two pass breakups  
- Season-high eight tackles and 0.5 tackles for loss on November 5 against Gardner-Webb  
- Seven tackles on November 26 at Wofford  
- Three tackles and a fumble recovery on October 1 at Coastal Carolina  
- Pass breakups on August 27 at North Dakota State and October 29 against Bucknell  
- Four tackles twice (August 27 at North Dakota State, October 29 against Bucknell)

### 2015

- Redshirted the season

### High School

- Recorded 500 career tackles, seven sacks, 12 forced fumbles, six fumble recoveries and three interceptions at Gainesville High School  
- Was a first team all-state selection as a senior  
- Named all-area three times, and first team all-region twice  
- Helped Gainesville to a state championship as a sophomore in 2012

### SOSEBEE's CAREER STATS

Defense	G	UA	A	Tkls	TFL	Sacks	Yds	PD
2015	2	2	1	3	0	0	0	0
2016	8	19	16	35	0.5	0	0	2
TOTAL	10	21	17	38	0.5	0	0	2



# JARROD STANLEY 37

## DEFENSIVE BACK

So. • 5-9 • 165  
Fairburn, Ga. • Creekside

### 2016

- Did not play

### High School

- Played under coach Will Rodgers at Creekside High School  
- Had seven interceptions as a senior



# MIKE TAYLOR 56

## DEFENSIVE LINE

R-So. • 6-3 • 250  
Fairfax, S.C. • Allendale Fairfax

### 2016

- 10th in the Big South in Sacks per game  
- 24th in the Big South in Tackles per game by a defensive lineman  
- Finished the season with 19 tackles (11 unassisted, eight assisted)  
- Finished the season with 3.5 sacks and 6.0 tackles for loss  
- Finished the season with a forced fumble  
- Season-high four tackles, a sack, 2.0 tackles for loss, a forced fumble, and a safety on September 10 at Florida State  
- Four tackles on August 27 at North Dakota State  
- Two tackles and a sack on November 12 at Liberty

### 2015

- Earned key playing time, started twice, and was part of a dominant defensive line that helped make CSU one of the nation's elite defenses  
- Played in 11 games and tallied 17 tackles, two tackles for loss and a sack  
- Had two tackles in season debut against ETSU (9/17)  
- Notched three tackles and one of the biggest sacks of CSU's season against The Citadel (9/26)  
- Sack against Citadel was first of career and forced a punt; CSU would score

GENERAL

STAFF

PLAYERS

REVIEW

HISTORY

HONORS

RECORDS



# PLAYERS

- game-clinching TD on ensuing possession
- Tallied a career-high five tackles in the win over Monmouth (10/10)
- Recorded two tackles in the FCS Playoff win over The Citadel (12/5)
- Came up with a tackle for loss in the FCS Playoff quarterfinals at No. 1 Jacksonville State (12/11)

## 2014

- Redshirted the season

## High School

- Earned AA All-State and All-Region Defensive Player of the Year honors after finishing with 55 tackles from his defensive end spot at Allendale Fairfax High School in Allendale, S.C.
- He had 15 tackles for loss and added 10 sacks in his senior season
- He also participated on the Allendale Basketball and Track teams and earned recognition in the classroom by being selected to the honor roll

## TAYLOR's CAREER STATS

Defense	G	UA	A	Tkls	TFL	Sacks	Yds	FF
2015	11	10	7	17	2	1	12	0
2016	10	11	8	19	6	3.5	27	1
<b>TOTAL</b>	<b>21</b>	<b>21</b>	<b>15</b>	<b>36</b>	<b>8</b>	<b>4.5</b>	<b>39</b>	<b>1</b>



# TYLER TEKAC

# 62

## KICKER

Jr. • 6-0 • 160  
Goose Creek, S.C. • Stratford

## 2016

- Converted 4-of-6 field goal attempts in the 2016 season
- Converted 43-of-45 PATs in the 2016 season
- Finished the season with 55 points scored on the year
- Connected on a 37-yard field goal on October 1 at Coastal Carolina
- Connected on a 38-yard field goal on November 5 against Gardner-Webb
- Connected on two field goals, a 38-yard attempt and 28-yard attempt on November 12 at Liberty
- Converted all eight of his attempts on November 12 at Liberty (2 FGs, 6 XPs)
- Connected on all seven PATs on October 29 against Bucknell
- Converted his last 16 attempts to close out the 2016 season (3 FGs, 13 PATs)

## 2015

- Walked on in late August and solidified the Bucs' kicking game upon moving into starting role in late September
- Connected on 7-of-11 field goal tries, with a long of 40 yards
- Was 27-of-30 on extra-point attempts
- Made two important field goals, including a 37-yarder, in his collegiate debut as part of CSU's second half comeback at The Citadel (9/26)
- Made a 33-yarder at Presbyterian (10/17) that helped provide the difference in a 10-7 CSU win
- Was 2-for-2 and drilled a career-long 40-yard field goal in the win over top-ranked Coastal Carolina (10/31)
- Connected on a 38-yard try in the win over Liberty (11/14)
- Joined the CSU program shortly before the 2015 season as a walk-on transfer from the University of South Carolina.

## High School

- Played under Joe Marion and Ray Stackley at Stratford High where he was named to the 2014 Shrine Bowl team his senior year.
- Was 15-21 in FGs with a long of 47 yards along with 37-39 in PAT's and a 39 yard punting average his senior season
- Named to the 2014 and 2013 HSSR 4A Division 2 All State team as a placekicker and 2014 All-Lowcountry
- 3 year starter at Stratford and left the school as the all time leading kicker in career field goals with 27
- Also a four-year letterman in soccer and was named to the All-Region team for three seasons and his senior season was named to the 2015 HSSR 4A All-State soccer team and was selected to play in the North/South Soccer Classic

## TEKAC's CAREER STATS

Kicking	G	FGM	FGA	Pct	Long	XPM	XPA	Pct
2015	10	7	11	64%	40	27	30	90%
2016	11	4	6	67%	38	43	45	96%
<b>TOTAL</b>	<b>21</b>	<b>11</b>	<b>17</b>	<b>65%</b>	<b>40</b>	<b>70</b>	<b>75</b>	<b>93%</b>



# ALEX THOMPSON

# 70

## OFFENSIVE LINE

R-Jr. • 6-2 • 270  
Spartanburg, S.C. • Spartanburg

## 2016

- Lined up in five games, earning three starts in the 2016 season
- Graded out at 81% on the season
- Finished the year with 23 knockdown blocks
- Part of the CSU offensive line that powered the nation's sixth-best rushing attack
- CSU scored 30+ points six times in the 2016 season
- The Buccaneers tallied 500+ yards of offense in four games

## 2015

- Played in six games at tight end, often as an extra blocker in run packages

## 2014

- Redshirted the season

## High School

- Played for Coach Chris Miller at Spartanburg High School
- Awarded Unsung Hero Award and Offensive Line MVP



# NICK TONONI

# 73

## OFFENSIVE LINE

R-Jr. • 5-11 • 260  
North Charleston, S.C. • Fort Dorchester

## 2016

- Made appearances in several games on the offensive line

## 2015

- Did not appear in a game but helped the Bucs in practice as a scout team player

## 2014

- Redshirted the season

## High School

- Named All-Dorchester County and second team All-Region following his senior season at Fort Dorchester High School in the Charleston area
- Named FDHS Lineman of the Year in 2012 and 2013
- Graded out at over 90 percent in every game as a senior and had 50 pancake blocks
- Was a member of FDHS track team and threw discus
- Also a member of the National Honor Society



# GEOFFREY WALL 4

## WIDE RECEIVER

So. • 5-9 • 175  
High Point, N.C. • High Point Central

### 2016

- Finished the season with 82 yards on 14 carries, averaging 5.9 yards per carry
- Finished the season with three receptions for 36 yards, averaging 12.0 yards per catch
- Season-long 23-yard carry on November 12 at Liberty
- Season-long 16-yard reception on October 22 against Presbyterian
- 15-yard reception on September 3 against Kentucky State
- 11-yard carry on September 10 at Florida State
- Enrolled at CSU for the spring 2016 semester and competed in spring practice after graduating early from High Point Central High School

### High School

- Played quarterback, receiver and running back at High Point Central, tallying 1,699 total yards and 16 touchdowns as a senior
- Tallied 26 receptions for 420 yards and three touchdowns
- Recorded 1,279 rushing yards and 13 touchdowns
- Also passed for 890 yards and six scores while completing 59 percent of his passes
- Competed in track and field, and finished third in Guilford County in the 100-meter dash

### WALL's Career Stats

Receiving	G	Rec	Yds	Avg	Per/G	TD	Long
2016	10	3	36	12.0	3.6	0	16
<b>TOTAL</b>	<b>10</b>	<b>3</b>	<b>36</b>	<b>12.0</b>	<b>3.6</b>	<b>0</b>	<b>16</b>



# QUAN WHITE 39

## DEFENSIVE BACK

R-So. • 6-1 • 190  
Greenville, S.C. • Christ Church

### 2016

- Finished the season with a tackle (assisted)
- Finished the season with a pass breakup

### 2015

- Redshirted the season

### High School

- Starred as a running back and safety at Christ Church High School in Greenville, South Carolina and played on three-state championship teams as a four-year starter
- Was a key member of teams that combined to go 53-2 in four years, and served as team captain as a senior
- Finished career as Christ Church's all-time leader in yards
- Twice garnered all-state accolades, and three times was named all-region and all-county
- Named region player of the year following his senior season and played in the North/South All-Star Game

### WHITE's CAREER STATS

Defense	G	UA	A	Tkls	TFL	Sacks	Yds	PD
2015	1	1	0	1	0	0	0	0
2016	2	0	1	1	0	0	0	1
<b>TOTAL</b>	<b>3</b>	<b>1</b>	<b>1</b>	<b>2</b>	<b>0</b>	<b>0</b>	<b>0</b>	<b>1</b>




# TRAVIS WHITE 61

## OFFENSIVE LINE

Jr. • 6-0 • 250  
York, S.C. • York

### 2016

- Did not play



# STEFAN WILLIAMS 35

## LINEBACKER

So. • 6-0 • 215  
Arcadia, Fla. • Desoto

### 2016

- Did not play

### High School

- Tallied 130 tackles, 20 tackles for loss, seven sacks, three interceptions and three force fumbles as a senior
- Posted 300 total tackles, 27 tackles for loss, 14 sacks and five interceptions in high school career
- Was named Desoto's Defensive MVP
- Was also a member of the weightlifting team



# JACKSON WILLIAMSON 58

## OFFENSIVE LINE

R-Sr. • 6-0 • 285  
Macon, Ga. • Jones County

### 2016

- 2016 Big South Preseason All-Conference selection at Offensive Line
- Started two games in the 2016 season before suffering a season-ending injury
- Finished the year with 174 career knockdown blocks

### 2015

- Started all 13 games at center, and has now started all 38 games of his college career
- Was one of the leaders of the offensive line, and improved knowledge of the scheme helped Bucs develop into more balanced, explosive unit
- Part of an offensive line that helped CSU finish the year 10th nationally in average time of possession, and 17th in rushing yardage

### 2014

- Started all 12 games at center was part of a CSU offense live that helped the Bucs lead the country in time of possession for a second straight year
- Key part of an offensive line that paved the way for six 200-yard rushing days
- Helped Christian Reyes become the program's all-time leading rusher
- Helped Bucs finish 16th nationally in rushing yardage

### 2013

- Started all 13 games at center as a true freshman
- Was part of a CSU offensive line that paved the way for junior Christian Reyes to set the school's single season rushing record with 1,254 yards
- Played a key role on a unit that helped the Bucs compile to nation's top average time of possession

GENERAL

STAFF

PLAYERS

REVIEW

HISTORY

HONORS

RECORDS



## PLAYERS

- Was an important piece of an offense that ranked 17th nationally in rushing yardage.

### High School

- Earned second team all-state honors and was twice named all-region as a standout at Jones County High School
- Played in the SCADA North-South All-Star Game
- Helped lead his team to state playoffs his senior season
- Current regional champ in wrestling with a 35-1 record
- Also a member of school's track team
- Played for Head Coach Dwight Jones at Jones Co.

## BJ DANIELS-SANDERS 27

### RUNNING BACK

Fr. • 5-8 • 188 • Rocky Mount, N.C. • Rocky Mount

### High School

- Career Statistics: 3,188 rushing yards, 39 touchdowns
- 2016-17 Stats: 1,342 rushing yards, 16 touchdowns
- 2015-16 Stats: 1,287 Rushing Yards, 17 Touchdowns
- 2015-16 3A State Champions
- 2016-17 3A State Runner-Up
- Played under coach Jason Battle at Rocky Mount High School

## TY'REIK FAULKS

### LINEBACKER

R-So. • 6-0 • 190 Goose Creek, S.C. • Stratford

## JAMES ALLEN 13

### DEFENSIVE BACK

Jr. • 5-8 • 160 • Ft. Lauderdale, Fla. • St. Thomas Aquinas (UMass)

### UMass 2015

- Appeared in 11 games
- Served as the team's primary kick returner, averaging 23.1 yards per return
- Ranked No. 3 in the MAC in kickoff return average
- Finished with 785 return yards, including a 97-yard touchdown against Bowling Green
- Finished with two tackles on the season
- First career stop came in the season opener against Colorado

### High School

- Three-year letter winner for head coach Rocco Casullo
- Had 50 tackles, six pass break-ups, two interceptions and eight touchdowns as a senior
- Named 2014 second team all-county and second team all-state
- First-team all-country performer for the track team

## JAMARI DUNBAR 22

### RUNNING BACK

Fr. • 5-8 • 192 • Bamberg, S.C. • Bamberg-Ehrhardt

### High School

- 1,000+ rushing yards in freshman season
- 1,500+ rushing yards in sophomore season
- 1,700 rushing yards, 2,200 all-purpose yards, 80 tackles, 10 tackles for loss in junior season
- 1,800 rushing yards, 2,500 all-purpose yards, 100 tackles, four tackles for loss in senior season
- Four-Time All-Region selection
- Three-time All-State selection
- All-Rookie team selection
- Team Captain, Three-time AB Honor Roll
- Played under coach Kevin Crosby at Bamberg-Ehrhardt High School

## DALE FOSTER 81

### WIDE RECEIVER

Fr. • 5-11 • 175 • St. Petersburg, Fla. • Pinellas Park

### High School

- 1,200 all-purpose yards and 18 touchdowns in junior season
- 998 all-purpose yards and 12 touchdowns in senior season
- Made All-Star Team at the utility position
- Also competed on the track & field team
- Played under coach Ken Crawford at Pinellas Park High School

## JOHN CHIARMONTE 44

### TIGHT END

Fr. • 6-2 • 238 • Clearwater Beach, Fla. • CCC (Air Force Acad.)

### High School

- Blue-Grey All-American Selection
- All-County All-Star Game - Defensive MVP
- Defensive MVP in Junior Season
- Baseball for Coach Greg Olsen at Calvary Christian High School
- Played under Coach John Davis at Clearwater Central Catholic

## WESLEY ECHOLS 68

### KICKER

R-Fr. • 5-7 • 180 Zeeland, Mich. • Zeeland East

## RONALD FREEMAN 77

### DEFENSIVE LINE

Fr. • 6-0 • 270 • Sebastian, Fla. • Sebastian River

### High School

- Second Team FHSAA 6A All-State Selection
- All-Lee County Selection
- Led Sebastian River to Second Round of 6A FHSAA Playoffs

# JONATHAN GLOVER

## DEFENSIVE LINE

R-Jr. • 6-1 • 220 • Douglas, Ga. • Coffee County



# RYAN HILLER 75

## OFFENSIVE LINE

Fr. • 6-1 • 280 • Blythewood, S.C. • Westwood

### High School

- 2015 All-Region, All-State selection, Coaches Football Player of the Year
- 2016 Shrine Bowl selection
- 2016 All-USA Second Team
- 2016 All-Midland First Team
- 2016 Blue-Gray All-American
- 2016 Offensive Line of the Year
- Father Robert Hiller played at Stillman College (1985-1988)

# TAZ LINDSEY 14

## RUNNING BACK

Jr. • 5-7 • 176 • Hephzibah, Ga. • Aquinas (Feather River Coll.)

### Feather River College

- 640 yards and nine touchdowns on 85 carries
- 20 catches for 252 yards and three touchdowns under the tutelage of Coach Tom Simi

### High School

- All-region, all-county, and all-state selection at Aquinas High School
- As a junior in 2013, Lindsey led Aquinas to a Georgia state championship
- Lindsey was named MVP and earned Offensive Player of the Year honors during his time at Aquinas.
- Senior season finished with 47 carries for 760 yards and 10 touchdowns
- He added 41 catches for 772 yards and seven touchdowns

# JOEY HARRIS

## LINEBACKER

R-Fr. • 6-0 • 210 • Summerville, S.C. • Summerville



# SEKWAN JENKINS 37

## DEFENSIVE BACK

Fr. • 6-0 • 182 • Columbia, S.C. • Blythewood

### High School

- 107 tackles, 5.5 tackles for loss, 4 interceptions, 14 pass break-ups
- 2016 North/South All-Star selection
- 2016 First Team All-Region Defense
- 2016 Blythewood Defensive Player of the Year
- Played under coach Dan Morgan at Blythewood High School

# R.J. MCCLAM 87

## RUNNING BACK

So. • 5-8 • 202 • Latta, S.C. • Latta



# ELLIJAH HENRY 23

## RUNNING BACK

Fr. • 5-10 • 170 • Charlotte, N.C. • Rocky River

### High School

- 120 carries, 700 yards, 8 TDs
- 25 receptions, 176 yards, 1 TD
- Averaged 19.88 yards per return
- 2016 Team Captain, Two-Time All-Conference Player
- Track and Field - 100m broke HS record running a 10.74
- Three-Time All-Conference selection
- A part of a nationally-ranked 4x200m relay team
- Played under coach Jason Fowler at Rocky River High School

# TAH'SHIM KNIGHT 33

## LINEBACKER

Fr. • 5-10 • 215 • St. Petersburg, Fla. • Northside Christian

### High School

- Three Year Varsity Captain
- Senior Year - Second Team All-County selection, State Honorable Mention
- Rock Award = Displays great character/Faith and Hardworker
- Four Year Varsity Starter
- Played under coach Mike Alstott at Northside Christian School

# DAVIYON MCDANIEL 71

## OFFENSIVE LINE

Fr. • 6-3 • 265 • Sumter, S.C. • Sumter

### High School

- Played in the prestigious 2016 Shrine Bowl
- Was an all-state and all-area selection at Sumter in 2016
- Played under coach Mark Barnes at Sumter High School

GENERAL

STAFF

PLAYERS

REVIEW

HISTORY

HONORS

RECORDS



**J.T. MELTON** **76**

**OFFENSIVE LINE**

Fr. • 6-2 • 285 • Chesterfield, S.C. • Dillon

High School

- Four-Time All-State Selection
- Two-Time State Champion (2014 & 2015) with Dillon HS
- 2016 WPDE All-Zone Team
- 2016 Shrine Bowl Selection
- 2016 Morning News All-Pee Dee Team
- 2016 USA Today All-USA South Carolina Team
- Played under coach Jackie Hayes at Dillon High School

**SHAUNDRE MIMS** **90**

**DEFENSIVE LINE**

Fr. • 6-0 • 228 • Vanceboro, N.C. • West Craven

High School

- Twice earned all-conference and all-area honors
- Also competed in basketball and track and field
- Played under coach Michael Twichell at West Craven High School

**TERRELL POWELL** **36**

**DEFENSIVE BACK**

Fr. • 5-9 • 185 • Tallahassee, Fla. • North Florida Christian

High School

- Racked up 1,357 all-purpose yards as a senior at North Florida Christian
- Posted 1,246 rushing yards and 10 TD
- Added 50 tackles, a sack and an interception on defense
- Played under coach Steve Price at North Florida Christian

**STEVEN RANKIN**

**QUARTERBACK**

R-Fr. • 6-3 • 215 • White House, Tenn. • White House

**J.D. RICE** **66**

**OFFENSIVE LINE**

R-So. • 6-2 • 255 • Orlando, Fla. • Lake Nona

High School

**BRANDON SMITH** **19**

**WIDE RECEIVER**

Fr. • 5-8 • 175 • Powder Springs, Ga. • McEachern

High School

- Earned all-county honors and was named McEachern's offensive MVP as a senior
- Amassed 47 catches for 908 yards and 8 TD as a senior
- Played under coach Kyle Hockman at McEachern

**KENNETH SPILLER** **92**

**DEFENSIVE LINE**

Fr. • 6-1 • 270 • Miami, Fla. • Miami Palmetto

High School

- Second Team All-Dade County Selection
- Wrestling and Track at Miami Palmetto HS
- Cousin of former Clemson RB C.J. Spiller
- Played under coach Mike Manasco at Miami Palmetto Senior High School

**KYLE SYVARTH** **38**

**LINEBACKER**

Fr. • 6-1 • 205 • Marietta, Ga. • Lassiter

High School

- 112 tackles, 12 sacks, four forced fumbles, seven pass breakups, nine QB pressures, 2 fumble recoveries in senior year
- Senior season - First Team All-Region, Second Team All-County
- Junior Year - Second Team All-Region, All-County honorable mention
- Lutzic 43 Leadership award
- Played under coach Jep Irwin at Lassiter High School

**D'ANDRA THOMPSON** **53**

**OFFENSIVE LINE**

Fr. • 6-3 • 250 • Orangeburg, S.C. • Orangeburg-Wilkinson

High School

- Played in the prestigious 2016 Shrine Bowl
- Was an all-state and all-area selection at Sumter in 2016
- Played under coach Mark Barnes at Sumter High School

# ALEX USRY

# 47

## KICKER

Fr. • 5-10 • 185 • McDonough, Ga. • Eagles Landing Chr. Acad.

### High School

- Back-to-Back GHSA State Championship Team (14-0)
- Senior Season Stats: 107 points, 83/83 PATs, 8/13 FGs, 82/100 Touchbacks
- Senior Season Stats: 30 punts, 35.5 Avg (14 inside 20 yard line)
- Junior Season Stats: 93 points, 66/68 PATs, 9/11 FG, Touchbacks 52/90
- Junior Punting: 35 punts, 39.3 Avg
- All-State Kicker (Atlanta Journal Constitution, Georgia Sports Writers Association, Recruit Georgia)
- All-Metro Kicker (Atlanta Journal Constitution)
- Special Teams Player of the Year - AJC
- "Nation's Best Specialists" - AJC
- Played under coach Jonathan Gess at Eagle's Landing Christian Academy

# ANTON WILLIAMS

# 31

## LINEBACKER

Fr. • 6-3 • 215 • Marianna, Fla. • Marianna

### High School

- 1,425 Passing Yards, 321 Rushing Yards
- 2016-17 Offensive Player of the Year
- Played under coach John Donaldson at Marianna High School

# JAQUAN WILLIAMS

## WIDE RECEIVER

R-Fr. • 6-3 • 180 • Simpsonville, S.C. • Woodmont

# TERRANCE WILSON

# 26

## RUNNING BACK

Fr. • 5-8 • 200 • Leesville, S.C. • Batesburg-Leesville

# AVERY WILSON

## DEFENSIVE BACK

R-Fr. • 5-9 • 175 • Myrtle Beach, S.C. • Myrtle Beach

# MALIK WRIGHT

# 93

## LINEBACKER

R-Fr. • 5-11 • 220 • Strafford, Va. • Wright Colonial Forge



GENERAL

STAFF

PLAYERS

REVIEW

HISTORY

HONORS

RECORDS



# CHARLESTON SOUTHERN BUCCANEERS (7-4, 4-1 Big South)

## 2016 SEASON REVIEW



**THE BASICS**  
Record: 7-4 (4-1 BSC)

### BUCCANEER STAT LEADERS

RUSHING	<b>Mike Holloway</b>	105 Carries, 891 yards, 9 TD, 88.1 YPG
PASSING	<b>Shane Bucenell</b>	67-113, 1100 Yards, 15 TD/6 INT, 122.2 YPG
RECEIVING	<b>Kameron Brown</b>	27 Rec, 540 Yards, 6 TD, 49.1 YPG
DEFENSIVE	<b>Soloman Brown</b>	70 Tackles, 14.5 TFL, 4.5 Sacks

Charleston Southern entered 2016 as a heavy Big South Conference favorite. The Bucs ended it as champion, overcoming a good deal of adversity along the way to validate the program as the league's best and a national contender.













CSU was at its best when it mattered most. With its playoff fate hanging in the balance following a disappointing home loss to Gardner-Webb, the Bucs thumped Liberty and Kennesaw State by a combined 76-33 score to secure the title and a second consecutive berth in the FCS Playoffs. CSU dropped a 15-14 heartbreaker to Wofford in the first round, but not before it spent nine more weeks in the top-ten and added several memorable moments to a sterling

four-year run under head coach Jamey Chadwell.

Chadwell earned Big South Coach of the Year honors for the second straight year and third time overall, tying him for the most such recognitions in conference history.

Junior Anthony Ellis and senior Darius Hammond headlined 11 all-conference selections by earning Big South Defensive Player of the Year and Big South Special Teams Player of the Year honors, respectively. Senior Mike Holloway led the nation in yards per carry en route to passing former teammate Christian Reyes as the Bucs' all-time leading rusher.

## 2016 SCHEDULE & RESULTS

DATE	OPPONENT	SITE	TV	RESULT	NOTES
AUG. 27	 at NORTH DAKOTA STAT	FARGO, N.D. FARGO DOME	ESPN	L, 24-17 (OT)	Bucs take the defending five-time FCS Champions to overtime in FCS Kickoff
Sept. 3	 KENTUCKY STATE	CHARLESTON, S.C. BUCCANEER FIELD	BIG SOUTH	W, 57-7	Bucs score on six of first seven possessions in 2016 home opening win
Sept. 10	 at FLORIDIA STATE	TALLAHASSEE, FLA. DOAK CAMPBELL STADIUM	FOX SPORTS SOUTH	L, 52-8	CSU surrenders 28 first quarter points en route to road loss at Florida State
Sept. 24	 at MONMOUTH*	WEST LONG BRANCH, N.J. KESSLER FIELD	ESPN3	W, 35-7	Bucs rush for 322 yards in Big South Conference opening win over Hawks
Oct. 1	 at COASTAL CAROLINA	MYRTLE BEACH, S.C. BROOKS STADIUM	BIG SOUTH	W, 59-58 (2OT)	Blocked PAT in double-overtime gives Bucs second straight win over Chants
Oct. 6	 ALBANY STATE	CHARLESTON, S.C. BUCCANEER FIELD	BIG SOUTH	CANCELED	CSU-Albany State game was canceled due to Hurricane Matthew
Oct. 22	 PRESBYTERIAN*	CHARLESTON, S.C. BUCCANEER FIELD	ESPN3	W, 38-3	Bucs hold Blue Hose to 102 yards' offense in dominant defensive performance
Oct. 29	 BUCKNELL	CHARLESTON, S.C. BUCCANEER FIELD	BIG SOUTH	W, 49-28	CSU gains a season-high 548 yards' total offense in shootout against Bison
Nov. 5	 GARDNER-WEBB*	CHARLESTON, S.C. BUCCANEER FIELD	ASN	L, 17-10	Last minute GWU touchdown drive snaps CSU home winning streak at 10
Nov. 12	 at LIBERTY*	LYNCHBURG, VA. WILLIAMS STADIUM	ESPN3	W, 48-26	Bucs keep Big South title aspirations alive with big road win at Liberty
Nov. 19	 KENNESAW STATE*	CHARLESTON, S.C. BUCCANEER FIELD	ESPN3	W, 28-7	The Bucs clinched their second consecutive Big South Conference title and playoff berth with a convincing 28-7 win over Kennesaw State
Nov. 26	 at WOFFORD%	SPARTANBURG, S.C. GIBBS STADIUM	ESPN3	L, 15-14	Wofford edged Charleston Southern, 15-14, in a defensive slugfest in the first round of the FCS Playoffs

\*CONFERENCE % POST-SEASON **BOLD:** HOME TEAM

## 2016 STATISTICS

### TEAM STATISTICS

	CSU	OPP
<b>SCORING</b>	363	244
Points Per Game	33.0	22.2
Points Off Turnovers	59	42
<b>FIRST DOWNS</b>	204	177
Rushing	134	80
Passing	63	80
Penalty	7	17
<b>RUSHING YARDAGE</b>	2932	1488
Yards gained rushing	3223	1787
Yards lost rushing	291	299
Rushing Attempts	487	413
Average Per Rush	6.0	3.6
Average Per Game	266.5	135.3
TDs Rushing	15	
<b>PASSING YARDAGE</b>	1572	1747
Comp-Att-Int	96-190-11	169-300-11
Average Per Pass	8.3	5.8
Average Per Catch	16.4	10.3
Average Per Game	142.9	158.8
TDs Passing	18	15
<b>TOTAL OFFENSE</b>	4504	3235
Total Plays	677	713
Average Per Play	6.7	4.5
Average Per Game	409.5	294.1
<b>KICK RETURNS: #-Yards</b>	28-712	55-965
<b>PUNT RETURNS: #-Yards</b>	25-345	13-143
<b>INT RETURNS: #-Yards</b>	11-94	11-145
<b>KICK RETURN AVERAGE</b>	25.4	17.5
<b>PUNT RETURN AVERAGE</b>	13.8	11.0
<b>INT RETURN AVERAGE</b>	8.5	13.2
<b>FUMBLES-LOST</b>	18-9	10-6
<b>PENALTIES-Yards</b>	83-665	46-437
Average Per Game	60.5	39.7
<b>PUNTS-Yards</b>	50-1840	70-2755
Average Per Punt	36.8	39.4
Net punt average	33.5	33.6
<b>KICKOFFS-Yards</b>	65-3711	46-2752
Average Per Kick	57.1	59.8
Net kick average	39.2	36.2
<b>TIME OF POSSESSION/Game</b>	31:08	28:52
<b>3RD-DOWN Conversions</b>	52/132	61/157
3rd-Down Pct	39%	39%
<b>4TH-DOWN Conversions</b>	9/13	8/16
4th-Down Pct	69%	50%
<b>SACKS BY-Yards</b>	29-199	21-120
<b>MISC YARDS</b>	0	0
<b>TOUCHDOWNS SCORED</b>	49	32
<b>FIELD GOALS-ATTEMPTS</b>	6-10	7-8
<b>ON-SIDE KICKS</b>	0-0	0-0
<b>RED-ZONE SCORES</b>	(32-40) 80%	(17-22) 77%
<b>RED-ZONE TOUCHDOWNS</b>	(27-40) 68%	(14-22) 64%
<b>PAT-ATTEMPTS</b>	(45-47) 96%	(27-29) 93%
<b>ATTENDANCE</b>	13560	132043
Games/Avg Per Game	5/2712	6/22007
Neutral Site Games		0/0

### SCORE BY QUARTERS

	1st	2nd	3rd	4th	OT	Total
BUCCANEERS	71	119	84	75	14	363
OPPONENTS	62	42	69	51	20	244

### RUSHING

Name	GP	Att	Gain	Loss	Net	Avg	TD	Lng	Avg/G
HOLLOWAY, Mike	10	105	891	10	881	8.4	9	76	88.1
HAMMOND, Darius	10	100	585	9	576	5.8	4	51	57.6
BUCENELL, Shane	9	88	439	114	325	3.7	4	57	36.1
MITCHELL, Robert	8	46	313	53	260	5.7	5	78	32.5
JOHNSON, London	5	31	248	36	212	6.8	3	33	42.4
ROBINSON, Ben	10	30	206	5	201	6.7	4	28	20.1
BARNWELL, Alan	4	5	141	0	141	28.2	1	70	35.2
HAMILTON, Chanin	10	25	122	5	117	4.7	0	25	11.7
WALL, Geoffrey	11	14	84	2	82	5.9	0	23	7.5
HARRIS, Ronnie	7	13	63	1	62	4.8	0	17	8.9
FRAISE, Kelan	4	10	59	11	48	4.8	0	19	12.0
COPELAND, Kyle	2	13	56	15	41	3.2	0	18	20.5
CAGLE, Stephen	10	1	12	0	12	12.0	0	12	1.2
TALBOTT, Austin	7	1	4	0	4	4.0	0	4	0.6
TEAM	4	5	0	30	-30	-6.0	0	0	-7.5
<b>Total</b>	<b>11</b>	<b>487</b>	<b>3223</b>	<b>291</b>	<b>2932</b>	<b>6.0</b>	<b>30</b>	<b>78</b>	<b>266.5</b>
<b>Opponents</b>	<b>11</b>	<b>413</b>	<b>1787</b>	<b>299</b>	<b>1488</b>	<b>3.6</b>	<b>15</b>	<b>52</b>	<b>135.3</b>

### PASSING

Name	GP	Effic	C-A-I	Pct	Yds	TD	Lng	Avg/G
BUCENELL, Shane	9	174.25	67-113-6	59.3	1100	15	84	122.2
MITCHELL, Robert	8	85.72	14-43-3	32.6	265	2	57	33.1
COPELAND, Kyle	2	70.76	9-22-1	40.9	102	0	21	51.0
JOHNSON, London	5	134.33	6-12-1	50.0	105	1	43	21.0
<b>Total</b>	<b>11</b>	<b>139.71</b>	<b>96-190-11</b>	<b>50.5</b>	<b>1572</b>	<b>18</b>	<b>84</b>	<b>142.9</b>
<b>Opponents</b>	<b>11</b>	<b>114.42</b>	<b>169-300-11</b>	<b>56.3</b>	<b>1747</b>	<b>15</b>	<b>65</b>	<b>158.8</b>

### RECEIVING

Name	GP	Rec	Yds	Avg	TD	Long	Avg/G
BROWN, Kameron	11	27	540	20.0	6	57	49.1
KORN, Colton	10	15	235	15.7	3	43	23.5
SCOTLAND, Jared	10	14	247	17.6	3	84	24.7
HOLLOWAY, Mike	10	13	169	13.0	2	63	16.9
DAVIS, Saire	9	7	132	18.9	2	59	14.7
HAMMOND, Darius	10	5	40	8.0	0	15	4.0
HATTEN, Travay	11	4	56	14.0	2	23	5.1
SCOTT, Qua-Vonn	8	4	46	11.5	0	29	5.8
WALL, Geoffrey	11	3	36	12.0	0	16	3.3
JONES III, Larry	5	1	55	55.0	0	55	11.0
ROBINSON, Ben	10	1	8	8.0	0	8	0.8
FRAISE, Kelan	4	1	7	7.0	0	7	1.8
HAMILTON, Chanin	10	1	1	1.0	0	1	0.1
<b>Total</b>	<b>11</b>	<b>96</b>	<b>1572</b>	<b>16.4</b>	<b>18</b>	<b>84</b>	<b>142.9</b>
<b>Opponents</b>	<b>11</b>	<b>169</b>	<b>1747</b>	<b>10.3</b>	<b>15</b>	<b>65</b>	<b>158.8</b>

### INTERCEPTIONS

Name	Int	Yds	Avg	TD	Long
MCGOWENS, Troy	4	28	7.0	0	30
HOPKINS, Shadarius	2	0	0.0	0	0
ROWLAND, Brandon	1	0	0.0	0	0
HARRELSON, Seth	1	4	4.0	0	4
JACKSON, Corbin	1	21	21.0	0	21
CRUZ, Zane	1	38	38.0	0	38
CURL, D.J.	1	3	3.0	0	3

### PUNT RETURNS

Name	No	Yds	Avg	TD	Long
HAMMOND, Darius	21	225	10.7	0	49
FRAISE, Kelan	4	120	30.0	1	70

### KICK RETURNS

Name	No	Yds	Avg	TD	Long
HAMMOND, Darius	15	506	33.7	0	83
HOLLOWAY, Mike	4	46	11.5	0	17
FRAISE, Kelan	3	47	15.7	0	24
THOMAS, Raymere	2	49	24.5	0	30
JENKINS, Chris	1	26	26.0	0	26
HATTEN, Travay	1	0	0.0	0	0
ROWLAND, Brandon	1	26	26.0	0	26
HAMILTON, Chanin	1	12	12.0	0	12

# 2016 REVIEW

## FUMBLE RETURNS

Name	Int	Yds	Avg	TD	Long
<b>Total</b>	<b>0</b>	<b>0</b>	<b>0.0</b>	<b>0</b>	<b>0</b>
<b>Opponents</b>	<b>1</b>	<b>-8</b>	<b>-8.0</b>	<b>1</b>	<b>0</b>

## PUNTING

Name	Punts	Yds	Avg	Lg	TB	FC	I20	50+	Blkd
BURNS, Truett	48	1811	37.7	61	1	7	16	4	0
REIGHARD, Kyle	1	29	29.0	29	0	0	0	0	0
<b>TEAM</b>	<b>1</b>	<b>0</b>	<b>0.0</b>	<b>0</b>	<b>0</b>	<b>0</b>	<b>0</b>	<b>0</b>	<b>1</b>

## KICKOFFS

Name	KO	Yds	Avg	TB	OB	Ret	Net Yd	Ln
KENNEDY, David	62	3565	57.5	8	1			
SMOAK, Jacob	2	98	49.0	0	0			
BURNS, Truett	1	48	48.0	0	0			
<b>Total.....</b>	<b>65</b>	<b>3711</b>	<b>57.1</b>	<b>8</b>	<b>1</b>	<b>965</b>	<b>39.2</b>	<b>25</b>
<b>Opponents.....</b>	<b>46</b>	<b>2752</b>	<b>59.8</b>	<b>15</b>	<b>2</b>	<b>712</b>	<b>36.2</b>	<b>28</b>

## FIELD GOALS

### Field Goal Sequence by Player

Name	FGM-FGAPct	1-19	20-29	30-39	40-49	50+	Lg	Blk
TEKAC, Tyler	4-6 66.7	0-0	1-1	3-5	0-0	0-0	38	0
SMOAK, Jacob	2-4 50.0	0-0	1-1	0-0	1-2	0-1	46	0

## FIELD GOAL SEQUENCE GAME BY GAME

FG SEQUENCE	Charleston So.	OPPONENTS
North Dakota State	36,(46),51	43,(52)
Kentucky St.	-	-
Florida St.	48	(46)
Monmouth	-	-
Coastal Carolina	(37)	(35)
Presbyterian	(26)	(33)
Bucknell	-	-
Gardner-Webb	32,(38)	(39)
Liberty	(38),(28)	(32),(39)
Kennesaw St.	-	-
Wofford College	-	-

Numbers in (parentheses) indicate field goal was made



## 2016 RED ZONE STATS

### Charleston So. Inside Opponent Red-Zone

Date	Opponent	Score	Times In RZ	Times Scored	Total Pts	TDs	Rush TDs	Pass TDs	FGs Made	FGA	Downs	Failed to score inside RZ			
												Int	Fumb	Half	Game
Aug 27	at North Dakota State	L 17-24	2	1	7	1	1	0	0	1	0	0	0	0	0
Sep 03	Kentucky St.	W 57-7	7	4	29	4	4	0	0	0	1	0	2	0	0
Sep 10	at Florida St.	L 8-52	0	0	0	0	0	0	0	0	0	0	0	0	0
*Sep 24	at Monmouth	W 35-7	4	3	21	3	2	1	0	0	0	0	1	0	0
Oct 01	at Coastal Carolina	W 59-58	5	5	31	4	2	2	1	0	0	0	0	0	0
*Oct 22	Presbyterian	W 38-3	5	4	24	3	3	0	1	0	1	0	0	0	0
Oct 29	Bucknell	W 49-28	4	4	28	4	3	1	0	0	0	0	0	0	0
*Nov 05	Gardner-Webb	L 10-17	3	1	3	0	0	0	1	1	0	1	0	0	0
*Nov 12	at Liberty	W 48-26	5	5	27	3	1	2	2	0	0	0	0	0	0
*Nov 19	Kennesaw St.	W 28-7	3	3	21	3	3	0	0	0	0	0	0	0	0
Nov 26	at Wofford College	L 14-15	2	2	14	2	1	1	0	0	0	0	0	0	0
<b>Totals</b>			<b>40</b>	<b>32</b>	<b>205</b>	<b>27</b>	<b>20</b>	<b>7</b>	<b>5</b>	<b>2</b>	<b>2</b>	<b>1</b>	<b>3</b>	<b>0</b>	<b>0</b>

32 of 40 (80.0%)

### Opponents Inside Charleston So. Red-Zone

Date	Opponent	Score	Times In RZ	Times Scored	Total Pts	TDs	Rush TDs	Pass TDs	FGs Made	FGA	Downs	Failed to score inside RZ			
												Int	Fumb	Half	Game
Aug 27	at North Dakota State	L 17-24	1	0	0	0	0	0	0	1	0	0	0	0	0
Sep 03	Kentucky St.	W 57-7	0	0	0	0	0	0	0	0	0	0	0	0	0
Sep 10	at Florida St.	L 8-52	3	3	21	3	2	1	0	0	0	0	0	0	0
*Sep 24	at Monmouth	W 35-7	1	0	0	0	0	0	0	0	1	0	0	0	0
Oct 01	at Coastal Carolina	W 59-58	4	4	24	3	1	2	1	0	0	0	0	0	0
*Oct 22	Presbyterian	W 38-3	1	1	3	0	0	0	1	0	0	0	0	0	0
Oct 29	Bucknell	W 49-28	4	4	28	4	2	2	0	0	0	0	0	0	0
*Nov 05	Gardner-Webb	L 10-17	1	1	7	1	0	1	0	0	0	0	0	0	0
*Nov 12	at Liberty	W 48-26	2	2	10	1	0	1	1	0	0	0	0	0	0
*Nov 19	Kennesaw St.	W 28-7	3	1	7	1	1	0	0	0	1	1	0	0	0
Nov 26	at Wofford College	L 14-15	2	1	6	1	1	0	0	0	1	0	0	0	0
<b>Totals</b>			<b>22</b>	<b>17</b>	<b>106</b>	<b>14</b>	<b>7</b>	<b>7</b>	<b>3</b>	<b>1</b>	<b>3</b>	<b>1</b>	<b>0</b>	<b>0</b>	<b>0</b>

17 of 22 (77.3%)



## SCORING

NAME	TD	FGs	PATs			Pass	DXP	Saf	Points
			Kick	Rush	Rcv				
HOLLOWAY, Mike	11	0-0	0-0	1-1	0	0-0	0	0	68
TEKAC, Tyler	0	4-6	43-45	0-0	0	0-0	0	0	55
BROWN, Kameron	6	0-0	0-0	0-0	0	0-0	0	0	36
MITCHELL, Robert	5	0-0	0-0	0-0	0	0-0	0	0	30
BUCENELL, Shane	4	0-0	0-0	0-0	0	0-0	0	0	24
HAMMOND, Darius	4	0-0	0-0	0-0	0	0-0	0	0	24
ROBINSON, Ben	4	0-0	0-0	0-0	0	0-0	0	0	24
KORN, Colton	3	0-0	0-0	0-0	0	0-0	0	0	18
JOHNSON, London	3	0-0	0-0	0-0	0	0-0	0	0	18
SCOTLAND, Jared	3	0-0	0-0	0-0	0	0-0	0	0	18
DAVIS, Saire	2	0-0	0-0	0-0	0	0-0	0	0	12
HATTEN, Travay	2	0-0	0-0	0-0	0	0-0	0	0	12
SMOAK, Jacob	0	2-4	2-2	0-0	0	0-0	0	0	8
<b>Total</b>	<b>49</b>	<b>6-10</b>	<b>45-47</b>	<b>2-2</b>	<b>0</b>	<b>0-0</b>	<b>0</b>	<b>1</b>	<b>363</b>
<b>Opponents</b>	<b>32</b>	<b>7-8</b>	<b>27-29</b>	<b>0-0</b>	<b>1</b>	<b>1-3</b>	<b>0</b>	<b>1</b>	<b>244</b>

## ALL-PURPOSE

NAME	G	Rush	Rec	PR	KOR	IR	Tot	Avg/G
HAMMOND, Darius	10	576	40	225	506	0	1347	134.7
HOLLOWAY, Mike	10	881	169	0	46	0	1096	109.6
BROWN, Kameron	11	0	540	0	0	0	540	49.1
BUCENELL, Shane	9	325	0	0	0	0	325	36.1
MITCHELL, Robert	8	260	0	0	0	0	260	32.5
SCOTLAND, Jared	10	0	247	0	0	0	247	24.7
KORN, Colton	10	0	235	0	0	0	235	23.5
FRAISE, Kelan	4	48	7	120	47	0	222	55.5
JOHNSON, London	5	212	0	0	0	0	212	42.4
ROBINSON, Ben	10	201	8	0	0	0	209	20.9
BARNWELL, Alan	4	141	0	0	0	0	141	35.2
DAVIS, Saire	9	0	132	0	0	0	132	14.7
HAMILTON, Chanin	10	117	1	0	12	0	130	13.0
WALL, Geoffrey	11	82	36	0	0	0	118	10.7
HARRIS, Ronnie	7	62	0	0	0	0	62	8.9
HATTEN, Travay	11	0	56	0	0	0	56	5.1
JONES III, Larry	5	0	55	0	0	0	55	11.0
THOMAS, Raymere	9	0	0	0	49	0	49	5.4
SCOTT, Qua-Vonn	8	0	46	0	0	0	46	5.8
COPELAND, Kyle	2	41	0	0	0	0	41	20.5
<b>Total</b>	<b>11</b>	<b>2932</b>	<b>1572</b>	<b>345</b>	<b>712</b>	<b>94</b>	<b>5655</b>	<b>514.1</b>
<b>Opponents</b>	<b>11</b>	<b>1488</b>	<b>1747</b>	<b>143</b>	<b>965</b>	<b>145</b>	<b>4488</b>	<b>408.0</b>

## TOTAL OFFENSE

NAME	G	Plays	Rush	Pass	Total	Avg/G
BUCENELL, Shane	9	201	325	1100	1425	158.3
HOLLOWAY, Mike	10	105	881	0	881	88.1
HAMMOND, Darius	10	100	576	0	576	57.6
MITCHELL, Robert	8	89	260	265	525	65.6
JOHNSON, London	5	43	212	105	317	63.4
ROBINSON, Ben	10	30	201	0	201	20.1
COPELAND, Kyle	2	35	41	102	143	71.5
BARNWELL, Alan	4	5	141	0	141	35.2
HAMILTON, Chanin	10	25	117	0	117	11.7
WALL, Geoffrey	11	14	82	0	82	7.5
HARRIS, Ronnie	7	13	62	0	62	8.9
FRAISE, Kelan	4	10	48	0	48	12.0
TEAM	4	5	-30	0	-30	-7.5
<b>Total</b>	<b>11</b>	<b>677</b>	<b>2932</b>	<b>1572</b>	<b>4504</b>	<b>409.5</b>
<b>Opponents</b>	<b>11</b>	<b>713</b>	<b>1488</b>	<b>1747</b>	<b>3235</b>	<b>294.1</b>

## TOTAL OFFENSE

NAME	No.-Lost
JOHNSON, London	6-4
BUCENELL, Shane	5-3
MITCHELL, Roberty	3-1
TEAM	2-0
COPELAND, Kyle	1-1
FRAISE, Kelan	1-0

## CHARLESTON SOUTHERN GIVEAWAY/TAKEAWAY

Game	Giveaway			Takeaway				Game	Giveaway			Takeaway			
	Fum	Int	Tot	Fum	Int	Tot	Dif		Fum	Int	Tot	Fum	Int	Tot	Dif
at North Dakota State	.	1	1	1	1	2	+1	Bucknell	1	2	3	1	1	2	-1
Kentucky State	2	.	2	1	.	1	-1	Gardner-Webb	.	1	1	1	1	2	+1
at Florida State	3	.	3	.	1	1	-2	at Liberty	.	3	3	1	1	2	-1
at Monmouth	1	1	2	.	.	.	+2	Kennesaw State	.	.	.	.	4	4	+4
at Coastal Carolina	1	.	1	1	1	2	-1	at Wofford	.	2	2	.	.	.	-2
Presbyterian	1	1	2	.	1	1	+1	<b>Total</b>	<b>9</b>	<b>11</b>	<b>20</b>	<b>6</b>	<b>11</b>	<b>17</b>	<b>-3</b>

## DEFENSIVE STATISTICAL LEADERS

No.	Player	GP-GS	ST	AT	TT	TFL	Sacks	Int	PBU	QBH	Fr-Yds	FF	Blk	Saf
34	BROWN, Solomon	10	34	36	70	14.5-65	4.5-46	.	7	8	.	1	1	.
23	JACKSON, Corbin	10	33	24	57	3.0-12	0.5-5	1-21	1	.	.	.	.	.
4	CURL, D.J.	11	33	19	52	2.0-18	1.5-16	1-3	3	.	.	1	.	.
43	CRUZ, Zane	11	25	24	49	5.5-23	2.0-15	1-38	1	5	1-0	.	.	.
8	ELLIS, Anthony	10	26	19	45	16.0-50	7.0-28	.	1	8	.	2	.	.
40	OLIVER, Noah	10	11	30	41	2.5-4	.	.	.	2	.	.	.	.
29	HOPKINS, Shadarius	11	24	17	41	1.0-4	.	2-0	10	.	.	.	.	.
45	TIMOSHCHUK, Nikolay	8	20	17	37	2.5-4	.	.	.	.	.	.	.	.
18	ROBINSON, Johnny	11	14	22	36	2.0-5	0.5-3	.	.	1	.	.	.	.
5	SOSEBEE, J.D.	8	19	16	35	0.5-1	.	.	2	1	1-0	.	.	.
7	MCGOWENS, Troy	11	19	11	30	3.0-12	1.0-8	4-28	4	.	1-0	.	.	.
47	HARRELSON, Seth	11	16	11	27	6.0-18	1.0-5	1-4	1	.	1-0	1	.	.
41	RUFF, Bobby	7	13	14	27	1.5-10	1.0-8	.	2	.	.	.	.	.
31	ROWLAND, Brandon	10	17	6	23	.	.	1-0	1	.	.	.	.	.
28	MATHIS, Lorenzo	9	12	11	23	2.0-16	1.0-12	.	2	.	.	.	.	.
56	TAYLOR, Mike	10	11	8	19	6.0-27	3.5-19	.	.	1	.	1	.	.
33	SLATON, Jonathan	11	10	7	17	.	.	.	1	.	.	.	.	.
1	THOMAS, Raymere	9	10	6	16	.	.	.	1	.	.	.	.	.
32	SAYEGH, Landon	9	10	4	14	.	.	.	2	.	.	.	.	.
94	FUNNYE, Eishaun	9	4	9	13	0.5-2	.	.	.	.	.	.	.	.
57	SANDS, Nick	10	2	10	12	1.5-2	.	.	.	.	1-0	.	.	.
55	MAXBERRY, Joseph	5	5	7	12	2.0-7	1.5-6	.	.	.	.	.	.	.
96	RAY, ReSean	8	4	5	9	1.0-1	1.0-1	.	.	1	.	1	.	.
52	WILSON, Blake	8	4	4	8	0.5-1	.	.	.	.	.	.	.	.
15	SCOTLAND, Jared	10	8	.	8	.	.	.	.	.	.	.	.	.
9	JENKINS, Chris	10	5	2	7	.	.	.	.	.	.	.	.	.
59	BAILEY, Markeith	73	4	7	.	.	.	.	.	.	.	.	.	.
6	HOLLOWAY, Mike	10	3	3	6	.	.	.	.	.	.	.	.	.
38	WARD, Jordan	6	1	4	5	.	.	.	.	.	.	.	.	.
20	SMALLS, Darin	8	4	1	5	.	.	.	.	.	.	.	.	.
44	TURNER, Gerald	6	2	3	5	2.5-16	2.0-14	.	.	2	.	.	.	.
95	CRAWFORD, R	6	1	3	4	.	.	.	.	.	.	.	.	.
88	HATTEN, Travay	11	3	1	4	.	.	.	.	.	.	.	.	.
48	SMITH, Joseph	7	2	2	4	.	.	.	.	.	.	.	.	.
87	JOHNSON, Craig	7	2	1	3	1.0-13	1.0-13	.	.	1	.	.	.	.
24	HAMMOND, Darius	10	2	1	3	.	.	.	.	.	.	.	.	.
91	GARIBAY, Jacob	6	2	.	2	.	.	.	.	.	.	.	.	.
13	BUCENELL, Shane	9	1	1	2	.	.	.	.	.	.	.	.	.
60	JUNIOUS, Josh	1	.	1	1	.	.	.	.	.	.	.	.	.
72	CIRONE, Frank	8	.	1	1	.	.	.	.	.	.	.	.	.
2	ROBINSON, Ben	10	.	1	1	.	.	.	.	.	.	.	.	.
39	WHITE, Quan	2	.	1	1	.	.	.	1	.	.	.	.	.
14	BARNWELL, Alan	4	.	1	1	.	.	.	.	.	.	.	.	.
83	SCOTT, Qua-Vonn	8	1	.	1	.	.	.	.	.	.	.	.	.
61	MILLER, Grayson	1	.	1	1	0.5-1	.	.	.	.	.	.	.	.
82	TALBOTT, Austin	7	1	.	1	.	.	.	.	.	.	.	.	.
22	WALL, Geoffrey	11	.	1	1	0.5-0	.	.	.	.	.	.	.	.
92	STREAT, D'Andre	1	.	1	1	.	.	.	.	.	1-0	.	.	.
53	ALEXANDER, Demarius	.	1	1	.	.	.	.	.	.	.	.	.	.
99	KENNEDY, David	11	1	.	1	.	.	.	.	.	.	.	.	.
3	JONES III, Larry	5	1	.	1	.	.	.	.	.	.	.	.	.

## BUCCANEERS ON OPENING OFFENSIVE DRIVES

Game	1st Half	2nd Half
at North Dakota State	Punt	Touchdown
Kentucky State	Touchdown	Punt
at Florida State	Fumble	Punt
at Monmouth	Punt	Touchdown
at Coastal Carolina	Turnover on Downs	Punt
Presbyterian	Punt	Touchdown
Bucknell	Touchdown	Touchdown
Gardner-Webb	Touchdown	Punt
at Liberty	Interception	Touchdown
Kennesaw State	Touchdown	Punt
at Wofford	Punt	Touchdown

## BUCCANEERS ON OPENING DEFENSIVE SERIES

Game	1st Half	2nd Half
at North Dakota State	Punt	Touchdown
Kentucky State	Punt	Punt
at Florida State	Touchdown	Touchdown
at Monmouth	Punt	Touchdown
at Coastal Carolina	Touchdown	Punt
Presbyterian	Punt	Punt
Bucknell	Touchdown	Punt
Gardner-Webb	Punt	Punt
at Liberty	Field Goal	Punt
Kennesaw State	Punt	Turnover on Downs
at Wofford	Punt	Punt

## OFFENSIVE GAME-BY-GAME

### PASSING

#13 BUCENELL, S.	Att	Comp	Int	Pct	Yards	TD	Long	Sack	Yds	Effic
Kentucky St.	5	3	0	60.0	99	1	84	1	5	292.3
Monmouth	10	4	1	40.0	98	1	63	1	6	135.3
Coastal Carolina	15	9	0	60.0	149	4	33	2	10	231.4
Presbyterian	14	13	0	92.9	156	0	21	0	0	186.5
Bucknell	16	9	1	56.2	172	3	59	0	0	195.9
Gardner-Webb	13	5	0	38.5	89	1	33	4	18	121.4
Liberty	16	10	2	62.5	170	3	45	2	11	188.6
Kennesaw St.	6	5	0	83.3	76	1	37	1	1	244.7
Wofford College	18	9	2	50.0	91	1	22	3	10	88.6
<b>TOTALS</b>	<b>113</b>	<b>67</b>	<b>6</b>	<b>59.3</b>	<b>1100</b>	<b>15</b>	<b>84</b>	<b>14</b>	<b>61</b>	<b>174.2</b>

#10 MITCHELL, R.	Att	Comp	Int	Pct	Yards	TD	Long	Sack	Yds	Effic
Florida St.	20	7	0	35.0	142	1	57	4	37	111.1
Monmouth	4	3	0	75.0	36	1	20	0	0	233.1
Coastal Carolina	8	3	0	37.5	32	0	16	0	0	71.1
Presbyterian	2	0	1	0.0	0	0	0	0	0	-100.0
Gardner-Webb	3	1	1	33.3	55	0	55	0	0	120.7
Liberty	5	0	1	0.0	0	0	0	0	0	-40.0
Wofford College	1	0	0	0.0	0	0	0	0	0	0.0
<b>TOTALS</b>	<b>43</b>	<b>14</b>	<b>3</b>	<b>32.6</b>	<b>265</b>	<b>2</b>	<b>57</b>	<b>4</b>	<b>37</b>	<b>85.7</b>

#19 COPELAND, K.	Att	Comp	Int	Pct	Yards	TD	Long	Sack	Yds	Effic
North Dakota State	20	8	1	40.0	94	0	21	1	7	69.5
Kentucky St.	2	1	0	50.0	8	0	8	0	0	83.6
<b>TOTALS</b>	<b>22</b>	<b>9</b>	<b>1</b>	<b>40.9</b>	<b>102</b>	<b>0</b>	<b>21</b>	<b>1</b>	<b>7</b>	<b>70.8</b>

#50 JOHNSON, L.	Att	Comp	Int	Pct	Yards	TD	Long	Sack	Yds	Effic
Kentucky St.	2	1	0	50.0	15	0	15	2	15	113.0
Presbyterian	4	1	0	25.0	8	0	8	0	0	41.8
Bucknell	5	4	1	80.0	82	1	43	0	0	243.8
Liberty	1	0	0	0.0	0	0	0	0	0	0.0
<b>TOTALS</b>	<b>12</b>	<b>6</b>	<b>1</b>	<b>50.0</b>	<b>105</b>	<b>1</b>	<b>43</b>	<b>2</b>	<b>15</b>	<b>134.3</b>

### RUSHING

RUSHING	No-Yds/TD	NDSU	KYSU	FS	MU	COASTAL	PC	BUCKNELL	GWU	LIBERTY	KSU	WOF
HOLLOWAY, M.	105-881/9	10-126/2	3-68/2	DNP	11-151/1	22-140/1	7-27/1	11-105/1	13-70/0	9-107/0	12-66/1	7-21/0
HAMMOND, D.	100-576/4	13-30/0	-	DNP	10-37/1	15-83/1	7-51/0	9-43/0	10-46/0	8-39/0	17-153/2	11-94/0
BUCENELL, S.	88-325/4	DNP	4-21/1	DNP	9-73/0	13-13/0	7-17/1	9-66/0	11-0/0	11-65/1	9-26/0	15-44/1
MITCHELL, R.	46-260/5	DNP	DNP	16-23/0	2-2/0	11-69/2	6-113/2	DNP	2-13/0	6-39/1	1-1/0	2-6/0
JOHNSON, L.	31-212/3	DNP	10-67/1	3-3/0	DNP	DNP	4-64/0	11-80/2	DNP	3-2/0	DNP	DNP
ROBINSON, B.	30-201/4	-	4-17/1	DNP	2-11/1	1-3/0	5-53/1	1-0/0	4-26/0	6-71/1	3-4/0	4-16/0
BARNWELL, A.	5-141/1	-	4-108/1	DNP	1-33/0	DNP	DNP	DNP	DNP	-	DNP	DNP
HAMILTON, C.	25-117/0	DNP	5-35/0	9-53/0	6-21/0	-	3-13/0	1-3/0	-	1-2/0	-	-
WALL, G.	14-82/0	-	2-6/0	3-22/0	1-2/0	1-3/0	1-2/0	1-1/0	1-13/0	1-23/0	-	3-14/0
HARRIS, R.	13-62/0	DNP	8-35/0	2-18/0	DNP	DNP	1-3/0	1-2/0	-	1-4/0	-	DNP
FRAISE, K.	10-48/0	DNP	3-10/0	6-33/0	-	1-5/0	DNP	DNP	DNP	DNP	DNP	DNP
COPELAND, K.	13-41/0	11-13/0	2-28/0	DNP	DNP	DNP	DNP	DNP	DNP	DNP	DNP	DNP
CAGLE, S.	1-12/0	-	1-12/0	-	-	DNP	-	-	-	-	-	-
TALBOTT, A.	1-4/0	DNP	-	DNP	-	DNP	1-4/0	-	-	-	-	DNP
TEAM	5-30/0	DNP	1-2/0	DNP	DNP	2-24/0	2-4/0	DNP	DNP	DNP	DNP	-

### RECEIVING

RECEIVING	No-Yds/TD	NDSU	KYSU	FS	MU	COASTAL	PC	BUCKNELL	GWU	LIBERTY	KSU	WOF
BROWN, K.	27-540/6	3-58/0	-	2-80/1	4-55/1	2-47/0	2-32/0	5-67/2	2-59/0	2-60/1	1-37/1	4-45/0
SCOTLAND, J.	14-247/3	2-18/0	2-92/1	1-9/0	-	4-62/1	-	DNP	-	2-32/0	1-5/0	2-29/1
KORN, C.	15-235/3	2-14/0	2-15/0	DNP	-	2-36/2	4-60/0	2-60/0	1-25/1	-	1-21/0	1-4/0
HOLLOWAY, M.	13-169/2	-	-	DNP	1-63/1	1-8/0	4-36/0	3-28/0	1-2/0	2-24/1	1-8/0	-
DAVIS, S.	7-132/2	1-4/0	-	1-16/0	1-5/0	1-8/0	-	3-99/2	-	DNP	DNP	-
HATTEN, T.	4-56/2	-	-	-	1-11/0	1-11/1	-	-	-	2-34/1	-	-
JONES III, L.	1-55/0	DNP	-	DNP	-	DNP	DNP	-	1-55/0	-	DNP	DNP
SCOTT, Q.	4-46/0	DNP	DNP	1-29/0	-	DNP	2-12/0	-	-	1-5/0	-	-
HAMMOND, D.	5-40/0	-	-	DNP	-	1-9/0	-	-	1-3/0	1-15/0	-	2-13/0
WALL, G.	3-36/0	-	1-15/0	-	-	-	1-16/0	-	-	-	1-5/0	-
ROBINSON, B.	1-8/0	-	-	DNP	-	-	1-8/0	-	-	-	-	-
FRAISE, K.	1-7/0	DNP	-	1-7/0	-	-	DNP	DNP	DNP	DNP	DNP	DNP
HAMILTON, C.	1-1/0	DNP	-	1-1/0	-	-	-	-	-	-	-	-

## DEFENSIVE GAME-BY-GAME

### TOTAL TACKLES

TOTAL TACKLES	UA-A	TOT	NDSU	KYSU	FS	MU	COASTAL	PC	BUCKNELL	GWU	LIBERTY	KSU	WOF
BROWN, S.	34-36	70	2-6	DNP	7-2	4-2	2-1	3-1	4-2	3-6	3-1	1-7	5-8
JACKSON, C.	33-24	57	4-5	1-6	DNP	4-0	4-3	2-3	6-4	5-1	1-0	2-1	4-1
CURL, D.	33-19	52	5-4	2-1	3-1	3-1	2-1	2-1	2-1	6-1	1-3	4-3	3-2
CRUZ, Z.	25-24	49	4-3	1-2	2-4	1-1	5-1	1-4	0-1	1-1	3-2	4-3	3-2
ELLIS, A.	26-19	45	1-4	DNP	0-3	3-1	2-0	2-0	2-0	4-3	3-3	3-2	6-3
HOPKINS, S.	24-17	41	4-4	1-1	2-2	0-3	2-2	1-1	3-3	7-0	1-0	1-0	2-1
OLIVER, N.	11-30	41	0-1	1-3	DNP	1-3	0-2	1-1	2-2	1-5	3-1	2-9	0-3
TIMOSHCHUK, N.	20-17	37	DNP	1-3	3-0	7-1	1-0	1-6	1-6	1-1	5-0	DNP	DNP
ROBINSON, J.	14-22	36	0-3	0-3	0-1	2-0	3-0	1-3	1-1	0-1	2-1	4-5	1-4
SOSEBEE, J.	19-16	35	3-1	DNP	DNP	DNP	1-2	1-0	3-1	3-5	1-1	5-1	2-5
MCGOWENS, T.	19-11	30	3-3	-	0-2	3-1	2-1	1-1	5-0	0-2	1-0	3-0	1-1
HARRELSON, S.	16-11	27	0-1	1-0	4-2	-	1-1	2-1	4-0	2-4	2-0	-	0-2
RUFF, B.	13-14	27	2-2	1-3	DNP	5-1	1-0	DNP	DNP	DNP	1-2	1-1	2-5
ROWLAND, B.	17-6	23	1-0	DNP	2-2	2-0	1-0	1-1	2-1	4-1	2-1	2-0	-
MATHIS, L.	12-11	23	DNP	DNP	4-2	0-1	1-1	-	1-1	3-1	1-2	0-1	2-2
TAYLOR, M.	11-8	19	1-3	1-1	3-1	1-0	DNP	1-1	0-2	1-0	2-0	1-0	-
SLATON, J.	10-7	17	0-1	1-1	1-1	1-0	3-0	-	1-2	0-2	-	2-0	1-0
THOMAS, R.	10-6	16	0-2	3-1	DNP	1-0	1-0	3-1	DNP	1-1	1-1	-	-
SAYEGH, L.	10-4	14	1-1	1-2	4-0	-	DNP	1-0	1-0	-	DNP	1-1	1-0
FUNNYE, E.	4-9	13	-	2-2	DNP	0-2	0-2	DNP	1-1	1-2	-	-	-
SANDS, N.	2-10	12	0-3	0-1	0-1	0-1	DNP	-	1-1	0-3	-	1-0	-
MAXBERRY, J.	5-7	12	DNP	2-3	2-2	1-1	DNP	DNP	DNP	DNP	0-1	DNP	-

### SACKS

SACKS	UA-A	TOT	NDSU	KYSU	FS	MU	COASTAL	PC	BUCKNELL	GWU	LIBERTY	KSU	WOF
ELLIS, A.	6-2	7.0	1.0-7	DNP	-	1.0-7	2.0-3	1.0-2	-	1.0-6	1.0-3	-	-
BROWN, S.	4-1	4.5	0.5-4	DNP	1.0-11	1.0-15	-	-	1.0-10	-	1.0-6	-	-
TAYLOR, M.	3-1	3.5	-	1.5-7	1.0-5	-	DNP	-	-	-	1.0-7	-	-
CRUZ, Z.	2-0	2.0	-	-	-	-	-	-	-	-	-	2.0-15	-
TURNER, G.	2-0	2.0	-	1.0-8	DNP	-	DNP	-	1.0-6	-	DNP	DNP	DNP
CURL, D.	1-1	1.5	0.5-5	1.0-11	-	-	-	-	-	-	-	-	-
MAXBERRY, J.	1-1	1.5	DNP	1.0-3	0.5-3	-	DNP	DNP	DNP	DNP	-	DNP	-
MCGOWENS, T.	1-0	1.0	1.0-8	-	-	-	-	-	-	-	-	-	-
RUFF, B.	1-0	1.0	-	-	DNP	-	-	DNP	DNP	DNP	1.0-8	-	-
RAY, R.	1-0	1.0	-	DNP	DNP	-	DNP	-	-	-	1.0-1	-	-
JOHNSON, C.	1-0	1.0	DNP	1.0-13	DNP	DNP	DNP	-	-	-	-	-	-
HARRELSON, S.	1-0	1.0	-	-	-	-	-	-	1.0-5	-	-	-	-
MATHIS, L.	1-0	1.0	DNP	DNP	-	-	-	-	-	1.0-12	-	-	-

### TACKLES FOR LOSS

SACKS	UA-A	TOT	NDSU	KYSU	FS	MU	COASTAL	PC	BUCKNELL	GWU	LIBERTY	KSU	WOF
ELLIS, A. DL	13-6	16.0	1.0-7	DNP	-	3.0-9	2.0-3	1.0-2	1.0-2	1.5-7	3.5-10	0.5-1	2.5-9
BROWN, S. LB	11-7	14.5	0.5-4	DNP	3.0-16	2.5-18	-	0.5-0	3.5-15	0.5-1	1.0-6	1.5-4	1.5-1
TAYLOR, M. DL	5-2	6.0	-	1.5-7	2.0-10	-	DNP	1.5-3	-	-	1.0-7	-	-
HARRELSON, S. LB	6-0	6.0	-	-	1.0-1	-	-	2.0-6	1.0-5	2.0-6	-	-	-
CRUZ, Z. LB	5-1	5.5	1.0-4	-	-	-	-	0.5-1	-	-	-	2.0-15	2.0-3
JACKSON, C. DB	2-2	3.0	-	0.5-5	DNP	1.0-3	-	-	1.0-2	-	-	0.5-2	-
MCGOWENS, T. DB	3-0	3.0	1.0-8	-	-	-	-	-	2.0-4	-	-	-	-
TIMOSHCHUK, N. LB	2-1	2.5	DNP	1.0-1	-	1.0-2	-	0.5-1	-	-	-	DNP	DNP
TURNER, G. DL	2-1	2.5	-	1.5-10	DNP	-	DNP	-	1.0-6	-	DNP	DNP	DNP
OLIVER, N. DL	1-3	2.5	-	-	DNP	1.5-2	-	-	-	-	-	1.0-2	-
ROBINSON, J. DL	1-2	2.0	-	-	0.5-3	-	-	1.0-1	-	-	-	-	0.5-1
CURL, D. DB	1-2	2.0	0.5-5	1.0-11	-	-	-	-	-	-	-	0.5-2	-
MAXBERRY, J. LB	1-2	2.0	DNP	1.0-3	0.5-3	-	DNP	DNP	DNP	DNP	0.5-1	DNP	-
MATHIS, L. DB	2-0	2.0	DNP	DNP	-	-	-	-	1.0-4	1.0-12	-	-	-
SANDS, N. DL	1-1	1.5	-	-	-	-	DNP	-	1.0-1	0.5-1	-	-	-
RUFF, B. LB	1-1	1.5	-	-	DNP	-	-	DNP	DNP	DNP	1.0-8	-	0.5-2
HOPKINS, S. DB	1-0	1.0	-	-	-	-	-	-	-	-	-	-	1.0-4
JOHNSON, C. LB	1-0	1.0	DNP	1.0-13	DNP	DNP	DNP	-	-	-	-	-	-
RAY, R. DE	1-0	1.0	-	DNP	DNP	-	DNP	-	-	-	1.0-1	-	-

## SPECIAL TEAMS GAME-BY-GAME

### PUNT RETURNS

PUNT RETURNS	No-Yds	NDSU	KYSU	FS	MU	COASTAL	PC	BUCKNELL	GWU	LIBERTY	KSU	WOF
HAMMOND, D.	21-225	1-4	4-122	DNP	1-8	-	3-14	1-2	-	5-44	1-3	5-40
FRAISE, K.	4-120	DNP	3-126	1-6	-	-	DNP	DNP	DNP	DNP	DNP	DNP

### KICK RETURNS

PUNT RETURNS	No-Yds	NDSU	KYSU	FS	MU	COASTAL	PC	BUCKNELL	GWU	LIBERTY	KSU	WOF
HAMMOND, D.	15-506	2-51	-	DNP	1-58	1-48	1-25	4-122	3-83	2-110	1-9	-
THOMAS, R.	2-49	-	2-49	DNP	-	-	-	DNP	-	-	-	-
FRAISE, K.	3-47	DNP	-	3-47	-	-	DNP	DNP	DNP	DNP	DNP	DNP
HOLLOWAY, M.	4-46	-	-	DNP	-	1-17	-	-	-	2-14	1-15	-
JENKINS, C.	1-26	-	-	DNP	-	1-26	-	-	-	-	-	-
ROWLAND, B.	1-26	-	DNP	1-26	-	-	-	-	-	-	-	-
HAMILTON, C.	1-12	DNP	-	-	-	1-12	-	-	-	-	-	-
HATTEN, T.	1-0	-	-	-	-	1-0	-	-	-	-	-	-

## MISCELLANEOUS STATS

### 3RD-DOWN CONVERSIONS

Date	Opponent	Score	Overall	1st Qtr	2nd Qtr	3rd Qtr	4th Qtr	OT
Aug 27	at North Dakota State	L 17-24	2-12	16.7%	1-3	33.3%	0-3	0.0%
Sep 03	Kentucky St.	W 57-7	4-7	57.1%	1-1	100.0%	1-2	50.0%
Sep 10	at Florida St.	L 8-52	2-12	16.7%	1-2	50.0%	0-3	0.0%
Sep 24	at Monmouth	W 35-7	6-12	50.0%	0-1	0.0%	2-4	50.0%
Oct 01	at Coastal Carolina	W 59-58	11-22	50.0%	2-4	50.0%	2-6	33.3%
Oct 22	Presbyterian	W 38-3	5-10	50.0%	2-3	66.7%	1-2	50.0%
Oct 29	Bucknell	W 49-28	8-10	80.0%	1-2	50.0%	4-4	100.0%
Nov 05	Gardner-Webb	L 10-17	4-13	30.8%	0-2	0.0%	3-5	60.0%
11-12-16	at Liberty	W 48-26	4-14	28.6%	1-2	50.0%	2-6	33.3%
Nov 19	Kennesaw St.	W 28-7	3-9	33.3%	2-3	66.7%	0-1	0.0%
Nov 26	at Wofford College	L 14-15	3-11	27.3%	2-3	66.7%	0-3	0.0%
<b>Charleston So.</b>			<b>52-132</b>	<b>39.4%</b>	<b>13-26</b>	<b>50.0%</b>	<b>15-39</b>	<b>38.5%</b>
<b>Opponents</b>			<b>61-157</b>	<b>38.9%</b>	<b>18-37</b>	<b>48.6%</b>	<b>14-47</b>	<b>29.8%</b>

### 4TH-DOWN CONVERSIONS

Date	Opponent	Score	Overall	1st Qtr	2nd Qtr	3rd Qtr	4th Qtr	OT
Aug 27	at North Dakota State	L 17-24	1-2	50.0%	0-0	0.0%	0-0	0.0%
Sep 03	Kentucky St.	W 57-7	0-0	0.0%	0-0	0.0%	0-0	0.0%
Sep 10	at Florida St.	L 8-52	0-1	0.0%	0-0	0.0%	0-0	0.0%
Sep 24	at Monmouth	W 35-7	1-1	100.0%	0-0	0.0%	0-0	0.0%
Oct 01	at Coastal Carolina	W 59-58	5-6	83.3%	1-2	50.0%	2-2	100.0%
Oct 22	Presbyterian	W 38-3	0-1	0.0%	0-0	0.0%	0-0	0.0%
Oct 29	Bucknell	W 49-28	0-0	0.0%	0-0	0.0%	0-0	0.0%
Nov 05	Gardner-Webb	L 10-17	0-0	0.0%	0-0	0.0%	0-0	0.0%
11-12-16	at Liberty	W 48-26	1-1	100.0%	0-0	0.0%	1-1	100.0%
Nov 19	Kennesaw St.	W 28-7	1-1	100.0%	1-1	100.0%	0-0	0.0%
Nov 26	at Wofford College	L 14-15	0-0	0.0%	0-0	0.0%	0-0	0.0%
<b>Charleston So.</b>			9-13	69.2%	2-3	66.7%	3-3	100.0%
<b>Opponents</b>			8-16	50.0%	1-1	100.0%	2-3	66.7%

### TIME OF POSSESSION

Date	Opponent	Score	Overall	1st Qtr	2nd Qtr	3rd Qtr	4th Qtr	OT Qtr
Aug 27	at North Dakota State	L 17-24	27:02	5:49	6:29	6:14	8:30	0:00
Sep 03	Kentucky St.	W 57-7	30:06	4:25	6:51	9:35	9:15	
Sep 10	at Florida St.	L 8-52	29:41	4:56	6:18	8:31	9:56	
Sep 24	at Monmouth	W 35-7	27:08	5:49	9:15	5:32	6:32	
Oct 01	at Coastal Carolina	W 59-58	42:41	7:57	11:19	10:22	13:03	0:00
Oct 22	Presbyterian	W 38-3	35:50	8:21	7:39	9:26	10:24	
Oct 29	Bucknell	W 49-28	28:51	4:02	10:54	10:36	3:19	
Nov 05	Gardner-Webb	L 10-17	29:19	6:57	9:14	7:02	6:06	
11-12-16	at Liberty	W 48-26	32:34	7:16	10:06	8:55	6:17	
Nov 19	Kennesaw St.	W 28-7	28:58	9:37	2:07	9:03	8:11	
Nov 26	at Wofford College	L 14-15	30:15	7:50	4:38	9:34	8:13	
<b>Charleston So.</b>	<b>Total</b>		<b>342:25</b>	<b>72:59</b>	<b>84:50</b>	<b>94:50</b>	<b>89:46</b>	<b>0:00</b>
	<b>Avg.</b>		<b>31:07</b>	<b>6:38</b>	<b>7:42</b>	<b>8:37</b>	<b>8:09</b>	<b>0:00</b>
<b>Opponents</b>	<b>Total</b>		<b>317:35</b>	<b>92:01</b>	<b>80:10</b>	<b>70:10</b>	<b>75:14</b>	<b>0:00</b>
	<b>Avg.</b>		<b>28:52</b>	<b>8:21</b>	<b>7:17</b>	<b>6:22</b>	<b>6:50</b>	<b>0:00</b>

GENERAL

STAFF

PLAYERS

REVIEW

HISTORY

HONORS

RECORDS



## STARTING EXPERIENCE

OFFENSE	'13	'14	'15	'16	Tot	Strk
Gage Bostwick			1	9	10	6
Caleb Brannon				3	3	1
Kameron Brown				9	9	3
Shane Bucenell				8	8	8
Frank Cirone		8	10	8	26	3
Saire Davis				2	2	-
Zack Evans				5	5	-
Joe Gold				7	7	-
TJ Haney				1	1	-
Stephen Haralambis				5	5	1
Ronnie Harris				1	1	-
Travay Hatten				1	1	-
London Johnson				1	1	-
Qua-Vonn Scott				1	1	-
Alex Thompson				1	1	-
Jackson Williamson	13	11	12	2	38	-

SPECIAL TEAMS	'13	'14	'15	'16	Tot	Strk
Tyler Tekac			10	11	21	21
David Kennedy		12	13	11	36	36

DEFENSE	'13	'14	'15	'16	Tot	Strk
Markeith Bailey				1	1	-
Solomon Brown			13	9	22	9
Zane Cruz			13	11	24	24
Anthony Ellis			12	10	22	9
Ramel Hambrick-Crawford			2		2	-
Shadarius Hopkins			3	11	14	11
Noah Oliver				10	10	8
Johnny Robinson			3	10	13	3
Bobby Ruff				6	6	1
Nick Sands			1	2	3	-
J.D. Sosebee				5	5	2
Mike Taylor			2	1	3	-



# 2016 TEAM TOTALS

## TEAM TOTALS GAME-BY-GAME

	Score	1st Downs	Rushing (No-Yds-TD)	Passing (C-A-I-Yds-TD)	Total Offense (Ply-Yds)	Punts No-Avg	Fumbles No-Lost	Penalties No-Yds	KO Ret. No-Yds	Punt Ret. No-Yds	Int. Ret. No-Yds	3rd-Dn Convs.	Time of Poss.
<b>CHARLESTON SO.</b>	<b>17</b>	<b>11</b>	<b>34-169-2</b>	<b>8-20-1-94-0</b>	<b>54-263</b>	<b>6-42.7</b>	<b>0-0</b>	<b>6-45</b>	<b>2-51</b>	<b>1-(-4)</b>	<b>1-30</b>	<b>2-12</b>	<b>27:02</b>
at North Dakota State	24	21	44-230-1	17-27-1-194-2	71-424	6-32.5	1-1	6-70	4-85	1-11	1-0	6-15	32:58
<b>CHARLESTON SO.</b>	<b>57</b>	<b>18</b>	<b>47-405-6</b>	<b>5-9-0-122-1</b>	<b>56-527</b>	<b>3-35.7</b>	<b>4-2</b>	<b>10-95</b>	<b>2-49</b>	<b>7-248</b>	<b>0-0</b>	<b>4-7</b>	<b>30:06</b>
Kentucky State	7	9	35-69-1	9-18-0-72-0	53-141	12-39.4	1-1	6-60	7-160	1-2	0-0	2-14	29:54
<b>CHARLESTON SO.</b>	<b>8</b>	<b>15</b>	<b>39-152-0</b>	<b>7-20-0-142-1</b>	<b>59-294</b>	<b>7-38.7</b>	<b>6-3</b>	<b>8-51</b>	<b>4-73</b>	<b>1-(-6)</b>	<b>1-4</b>	<b>2-12</b>	<b>29:41</b>
at Florida State	52	26	36-169-3	26-35-1-269-3	71-438	2-51.0	1-0	6-60	2-17	1-89	0-0	8-11	30:19
<b>CHARLESTON SO.</b>	<b>35</b>	<b>20</b>	<b>42-322-3</b>	<b>7-14-1-134-2</b>	<b>56-456</b>	<b>4-33.2</b>	<b>1-1</b>	<b>9-65</b>	<b>1-58</b>	<b>1-8</b>	<b>0-0</b>	<b>6-12</b>	<b>27:08</b>
at Monmouth*	7	17	34-59-0	17-34-0-201-1	68-260	8-32.1	0-0	6-60	5-67	1-1	1-43	5-16	32:52
<b>CHARLESTON SO.</b>	<b>59</b>	<b>27</b>	<b>66-292-4</b>	<b>12-23-0-181-4</b>	<b>89-473</b>	<b>3-32.0</b>	<b>3-1</b>	<b>13-85</b>	<b>5-103</b>	<b>0-0</b>	<b>1-3</b>	<b>11-22</b>	<b>42:41</b>
at Coastal Carolina	58	20	33-244-4	12-23-1-168-3	56-412	3-40.3	1-1	7-49	5-87	1-(-1)	0-0	0-4	17:19
<b>CHARLESTON SO.</b>	<b>38</b>	<b>24</b>	<b>44-343-5</b>	<b>14-20-1-164-0</b>	<b>64-507</b>	<b>2-52.0</b>	<b>2-1</b>	<b>6-55</b>	<b>1-25</b>	<b>3-14</b>	<b>1-0</b>	<b>5-10</b>	<b>35:50</b>
Presbyterian*	3	4	21-28-0	14-22-1-74-0	43-102	8-43.8	0-0	4-30	7-112	0-0	1-0	3-13	24:10
<b>CHARLESTON SO.</b>	<b>49</b>	<b>24</b>	<b>44-294-3</b>	<b>13-21-2-254-4</b>	<b>65-548</b>	<b>2-30.5</b>	<b>1-1</b>	<b>15-131</b>	<b>4-122</b>	<b>1-(-2)</b>	<b>1-38</b>	<b>8-10</b>	<b>28:51</b>
Bucknell	28	18	37-71-2	21-36-1-171-2	73-242	2-43.7	1-1	1-5	8-179	0-0	2-28	10-18	31:09
<b>CHARLESTON SO.</b>	<b>10</b>	<b>14</b>	<b>41-168-0</b>	<b>6-16-1-144-1</b>	<b>57-312</b>	<b>7-36.3</b>	<b>0-0</b>	<b>2-10</b>	<b>3-83</b>	<b>0-0</b>	<b>1-21</b>	<b>4-13</b>	<b>29:19</b>
Gardner-Webb*	17	21	44-235-1	21-30-1-195-1	74-430	6-32.8	3-1	4-35	3-50	1-2	1-0	8-15	30:41
<b>CHARLESTON SO.</b>	<b>48</b>	<b>21</b>	<b>46-344-3</b>	<b>10-22-3-170-3</b>	<b>68-514</b>	<b>4-36.2</b>	<b>1-0</b>	<b>4-40</b>	<b>4-124</b>	<b>5-44</b>	<b>1-0</b>	<b>4-14</b>	<b>32:34</b>
at Liberty*	26	14	34-70-0	15-36-1-261-3	70-331	8-37.8	1-1	3-23	8-135	1-6	3-26	5-18	27:26
<b>CHARLESTON SO.</b>	<b>28</b>	<b>16</b>	<b>42-248-3</b>	<b>5-6-0-76-1</b>	<b>48-324</b>	<b>5-36.6</b>	<b>0-0</b>	<b>5-44</b>	<b>2-24</b>	<b>1-3</b>	<b>4-(-2)</b>	<b>3-9</b>	<b>28:58</b>
Kennesaw State*	7	17	46-172-1	9-28-4-98-0	74-270	2-45.0	0-0	2-30	3-30	3-13	0-0	11-19	31:02
<b>CHARLESTON SO.</b>	<b>14</b>	<b>14</b>	<b>42-195-1</b>	<b>9-19-2-91-1</b>	<b>61-286</b>	<b>7-32.9</b>	<b>0-0</b>	<b>5-44</b>	<b>0-0</b>	<b>5-40</b>	<b>0-0</b>	<b>3-11</b>	<b>30:15</b>
at Wofford%	15	10	49-141-2	5-11-0-44-0	60-185	9-45.1	1-0	1-15	3-43	3-20	2-48	3-14	29:45

## STARTING LINEUPS

Offense	WR/TE	LT	LG	C	RG	RT	WR	WR/TE	QB	RB	RB	PK	P
at North Dakota State	Cagle	Austell	Cirone	Gold	Haralambis	Williamson	K. Brown	Korn	Copeland	Hammond	Holloway	Tekac	Burns
Kentucky State	Cagle	Austell	Gold	Williamson	Cirone	Bostwick	Korn	Hatten	Copeland	Hammond	Holloway	Tekac	Burns
at Florida State	Cagle	Bostwick	Haney	Brannon	Evans	Thompson	K. Brown	Scotland	L. Johnson	Fraise	Harris	Tekac	Burns
at Monmouth	Cagle	Austell	Gold	Brannon	Cirone	Bostwick	K. Brown	Korn	Bucenell	Hammond	Holloway	Tekac	Burns
at Coastal Carolina	Cagle	Austell	Gold	Brannon	Cirone	Bostwick	K. Brown	Korn	Bucenell	Hammond	Holloway	Tekac	Burns
Presbyterian*	Cagle	Austell	Evans	Brannon	Cirone	Bostwick	K. Brown	Scott	Bucenell	Hammond	Holloway	Tekac	Burns
Bucknell	Davis	Austell	Bostwick	Gold	Cirone	Thompson	K. Brown	Korn	Bucenell	Hammond	Holloway	Tekac	Burns
Gardner-Webb*	Cagle	Austell	Bostwick	Gold	Evans	Thompson	Davis	Korn	Bucenell	Hammond	Holloway	Tekac	Burns
at Liberty*	Cagle	Austell	Cirone	Gold	Evans	Bostwick	K. Brown	Korn	Bucenell	Hammond	Holloway	Tekac	Burns
Kennesaw State*	Cagle	Austell	Cirone	Gold	Evans	Bostwick	K. Brown	Scotland	Bucenell	Hammond	Holloway	Tekac	Burns
at Wofford%	Cagle	Austell	Cirone	Brannon	Haralambis	Bostwick	K. Brown	Korn	Bucenell	Hammond	Holloway	Tekac	Burns

Defense	DE	DT	DT/DE	DL/LB	LB	LB	LB	CB	CB	SS	FS	KO
at North Dakota State	Robinson	Oliver	Ellis	Ruff	Z. Cruz	Bailey	Sosebee	McGowens	Hopkins	Curl	C. Jackson	Kennedy
Kentucky State	Turner	Robinson	Sands	Oliver	Z. Cruz	Timoshchuk	Ruff	McGowens	Hopkins	Curl	C. Jackson	Kennedy
at Florida State	Ellis	Robinson	Taylor	Harrelson	Z. Cruz	Timoshchuk	S. Brown	McGowens	Hopkins	Curl	Mathis	Kennedy
at Monmouth	Ellis	Robinson	Oliver	Ruff	Z. Cruz	Timoshchuk	S. Brown	McGowens	Hopkins	Curl	C. Jackson	Kennedy
at Coastal Carolina	Ellis	Robinson	Oliver	Ruff	Z. Cruz	Timoshchuk	S. Brown	McGowens	Hopkins	Curl	C. Jackson	Kennedy
Presbyterian*	Ellis	Robinson	Oliver	Harrelson	Z. Cruz	Timoshchuk	S. Brown	McGowens	Hopkins	Curl	C. Jackson	Kennedy
Bucknell	Ellis	Robinson	Oliver	Harrelson	Z. Cruz	Sosebee	S. Brown	McGowens	Hopkins	Curl	C. Jackson	Kennedy
Gardner-Webb*	Ellis	Oliver	Sands	Harrelson	Z. Cruz	Sosebee	S. Brown	McGowens	Hopkins	Curl	C. Jackson	Kennedy
at Liberty*	Ellis	Robinson	Oliver	Ruff	Z. Cruz	Timoshchuk	S. Brown	McGowens	Hopkins	Curl	C. Jackson	Kennedy
Kennesaw State*	Ellis	Robinson	Oliver	Harrelson	Z. Cruz	Sosebee	S. Brown	McGowens	Hopkins	Curl	C. Jackson	Kennedy
at Wofford%	Ellis	Robinson	Oliver	Ruff	Z. Cruz	Sosebee	S. Brown	McGowens	Hopkins	Curl	C. Jackson	Kennedy



## ■ PARTICIPATION

No.	Player	GP/GS	NDSU	KYSU	FS	MU	COASTAL	PC	BUCKNELL	GWU	LIBERTY	KSU	WOF
53	ALEXANDER, D.	1/-	...	...	...	...	...	XXX	...	...	...	...	...
76	AUSTELL, E.	9/9	START	START	...	START	...	START	START	START	START	START	START
59	BAILEY, M.	7/1	START	XXX	...	XXX	...	XXX	XXX	...	...	XXX	XXX
14	BARNWELL, A.	4/-	XXX	XXX	...	XXX	...	...	...	...	XXX	...	...
25	BELL, J.	1/-	...	...	...	...	XXX	...	...	...	...	...	...
54	BOSTWICK, G.	10/9	XXX	START	START	START	...	START	START	START	START	START	START
60	BRANNON, C.	7/3	...	XXX	START	XXX	...	START	XXX	XXX	...	...	START
84	BROWN, K.	11/9	START	XXX	START	START	START	START	START	START	XXX	START	START
27	BROWN, M.	1/-	XXX	...	...	...	...	...	...	...	...	...	...
34	BROWN, S.	10/9	XXX	...	START	START	START	START	START	START	START	START	START
13	BUCENELL, S.	9/8	...	XXX	...	START	START	START	START	START	START	START	START
46	BURNS, T.	11/-	XXX	XXX	XXX	XXX	XXX	XXX	XXX	XXX	XXX	XXX	XXX
86	CAGLE, S.	10/9	START	START	START	START	...	START	XXX	START	START	START	START
72	CIRONE, F.	8/8	START	START	...	START	...	START	START	...	START	START	START
19	COPELAND, K.	2/2	START	START	...	...	...	...	...	...	...	...	...
43	CRUZ, Z.	11/11	START	START	START	START	START	START	START	START	START	START	START
4	CURL, D.	11/11	START	START	START	START	START	START	START	START	START	START	START
16	DAVIS, S.	9/2	XXX	XXX	XXX	XXX	XXX	XXX	START	START	...	...	XXX
8	ELLIS, A.	10/10	START	...	START	START	START	START	START	START	START	START	START
78	EVANS, Z.	7/5	...	...	START	XXX	...	START	...	START	START	START	XXX
42	FRAISE, K.	4/1	...	XXX	START	XXX	XXX	...	...	...	...	...	...
94	FUNNYE, E.	9/-	XXX	XXX	...	XXX	XXX	...	XXX	XXX	XXX	XXX	XXX
91	GARIBAY, J.	6/-	...	...	XXX	XXX	...	XXX	...	XXX	XXX	XXX	...
51	GOLD, J.	8/7	START	START	...	START	...	XXX	START	START	START	START	...
30	GRAVES, N.	2/-	...	...	...	XXX	...	XXX	...	...	...	...	...
95	HAMBRICK-CRAWFO	6/-	...	XXX	XXX	...	...	XXX	XXX	XXX	XXX	...	...
12	HAMILTON, C.	10/-	...	XXX	XXX	XXX	XXX	XXX	XXX	XXX	XXX	XXX	XXX
24	HAMMOND, D.	10/10	START	START	...	START	START	START	START	START	START	START	START
64	HANEY, T.	4/1	...	...	START	XXX	...	XXX	XXX	...	...	...	...
65	HARALAMBIS, S.	4/2	START	XXX	...	...	...	...	...	...	XXX	...	START
47	HARRELSON, S.	11/5	XXX	XXX	START	XXX	XXX	START	START	START	XXX	START	XXX
36	HARRIS, R.	7/1	...	XXX	START	...	...	XXX	XXX	XXX	XXX	XXX	...
88	HATTEN, T.	11/1	XXX	START	XXX	XXX	XXX	XXX	XXX	XXX	XXX	XXX	XXX
6	HOLLOWAY, M.	10/10	START	START	...	START	START	START	START	START	START	START	START
29	HOPKINS, S.	11/11	START	START	START	START	START	START	START	START	START	START	START
23	JACKSON, C.	10/10	START	START	...	START	START	START	START	START	START	START	START
9	JENKINS, C.	10/-	XXX	XXX	...	XXX	XXX	XXX	XXX	XXX	XXX	XXX	XXX
80	JOHNSON, C.	7/-	...	XXX	...	...	...	XXX	XXX	XXX	XXX	XXX	XXX
50	JOHNSON, L.	5/1	...	XXX	START	...	...	XXX	XXX	...	XXX	...	...
3	JONES III, L.	5/-	...	XXX	...	XXX	...	...	XXX	XXX	XXX	...	...
92	JUNIOUS, J.	1/-	...	XXX	...	...	...	...	...	...	...	...	...
99	KENNEDY, D.	11/-	XXX	XXX	XXX	XXX	XXX	XXX	XXX	XXX	XXX	XXX	XXX
11	KORN, C.	10/8	START	START	...	START	START	XXX	START	START	START	XXX	START
28	MATHIS, L.	9/1	...	...	START	XXX	XXX	XXX	XXX	XXX	XXX	XXX	XXX
55	MAXBERRY, J.	5/-	...	XXX	XXX	XXX	...	...	...	...	XXX	...	XXX
7	MCGOWENS, T.	11/11	START	START	START	START	START	START	START	START	START	START	START
60	MILLER, G.	1/-	...	XXX	...	...	...	...	...	...	...	...	...
70	MINTER, D.	1/-	...	XXX	...	...	...	...	...	...	...	...	...
10	MITCHELL, R.	8/-	...	...	XXX	XXX	XXX	XXX	...	XXX	XXX	XXX	XXX
40	OLIVER, N.	10/10	START	START	...	START	START	START	START	START	START	START	START
96	RAY, R.	8/-	XXX	...	...	XXX	...	XXX	XXX	XXX	XXX	XXX	XXX
63	REICHARD, K.	1/-	...	...	...	...	...	XXX	...	...	...	...	...
2	ROBINSON, B.	10/-	XXX	XXX	...	XXX	XXX	XXX	XXX	XXX	XXX	XXX	XXX
98	ROBINSON, J.	11/10	START	START	START	START	START	START	START	XXX	START	START	START
31	ROWLAND, B.	10/-	XXX	...	XXX	XXX	XXX	XXX	XXX	XXX	XXX	XXX	XXX
10	ROYER, D.	1/-	XXX	...	...	...	...	...	...	...	...	...	...
41	RUFF, B.	7/6	START	START	...	START	START	...	...	...	START	XXX	START
57	SANDS, N.	10/2	XXX	START	XXX	XXX	...	XXX	XXX	START	XXX	XXX	XXX
32	SAYEGH, L.	9/-	XXX	XXX	XXX	XXX	...	XXX	XXX	XXX	...	XXX	XXX
89	SCHWARTING, G.	1/-	...	XXX	...	...	...	...	...	...	...	...	...
15	SCOTLAND, J.	10/2	XXX	XXX	START	XXX	XXX	XXX	...	XXX	XXX	START	XXX
83	SCOTT, O.	8/1	...	...	XXX	XXX	...	START	XXX	XXX	XXX	XXX	XXX
33	SLATON, J.	11/-	XXX	XXX	XXX	XXX	XXX	XXX	XXX	XXX	XXX	XXX	XXX
20	SMALLS, D.	8/-	XXX	XXX	XXX	...	...	XXX	XXX	XXX	XXX	...	XXX
79	SMITH, B.	2/-	...	...	...	...	...	...	XXX	...	XXX	...	...
48	SMITH, J.	7/-	XXX	...	...	XXX	...	XXX	...	XXX	XXX	XXX	XXX
97	SMOAK, J.	4/-	XXX	XXX	XXX	...	...	XXX	...	...	...	...	...
5	SOSEBEE, J.	8/5	START	...	...	...	XXX	XXX	START	START	XXX	START	START
61	STREAT, D.	1/-	...	XXX	...	...	...	...	...	...	...	...	...
75	SULLIVAN, C.	2/-	...	XXX	...	XXX	...	...	...	...	...	...	...
82	TALBOTT, A.	7/-	...	XXX	...	XXX	...	XXX	XXX	XXX	XXX	XXX	...
56	TAYLOR, M.	10/1	XXX	XXX	START	XXX	...	XXX	XXX	XXX	XXX	XXX	XXX
62	TEKAC, T.	11/-	XXX	XXX	XXX	XXX	XXX	XXX	XXX	XXX	XXX	XXX	XXX
1	THOMAS, R.	9/-	XXX	XXX	...	XXX	XXX	XXX	...	XXX	XXX	XXX	XXX
70	THOMPSON, A.	5/3	...	...	START	XXX	...	...	START	START	XXX	...	...
45	TIMOSHCHUK, N.	8/6	...	START	START	START	START	START	XXX	XXX	START	...	...
73	TONONI, N.	1/-	...	...	...	...	...	XXX	...	...	...	...	...
44	TURNER, G.	6/1	XXX	START	...	XXX	...	XXX	XXX	XXX	...	...	...
22	WALL, G.	11/-	XXX	XXX	XXX	XXX	XXX	XXX	XXX	XXX	XXX	XXX	XXX
38	WARD, J.	6/-	XXX	...	...	...	XXX	XXX	XXX	XXX	XXX	...	...
39	WHITE, O.	2/-	...	...	XXX	...	...	XXX	...	...	...	...	...
58	WILLIAMSON, J.	2/2	START	START	...	...	...	...	...	...	...	...	...
52	WILSON, B.	8/-	...	XXX	XXX	XXX	...	...	XXX	XXX	XXX	XXX	XXX

## 2016 INDIVIDUAL SUPERLATIVES

### MOST BY A BUCCANEER

Rushes	22	HOLLOWAY, Mike at Coastal Carolina (Oct. 1, 2016)
Yards Rushing	153	HAMMOND, Darius vs Kennesaw St. (Nov. 19, 2016)
TD Rushes	2	HOLLOWAY, Mike at North Dakota State (Aug. 27, 2016)
		HOLLOWAY, Mike vs Kentucky St. (Sept. 3, 2016)
		MITCHELL, Robert at Coastal Carolina (Oct. 1, 2016)
		MITCHELL, Robert vs Presbyterian (Oct. 22, 2016)
		JOHNSON, London vs Bucknell (Oct. 29, 2016)
		HAMMOND, Darius vs Kennesaw St. (Nov. 19, 2016)
Long Rush	78	MITCHELL, Robert vs Presbyterian (Oct. 22, 2016)
Pass attempts	20	COPELAND, Kyle at North Dakota State (Aug. 27, 2016)
		MITCHELL, Robert at Florida St. (Sept. 10, 2016)
Pass completions	13	BUCENELL, Shane vs Presbyterian (Oct. 22, 2016)
Yards Passing	172	BUCENELL, Shane vs Bucknell (Oct. 29, 2016)
TD Passes	4	BUCENELL, Shane at Coastal Carolina (Oct. 1, 2016)
Long Pass	84	BUCENELL, Shane vs Kentucky St. (Sept. 3, 2016)
Receptions	5	BROWN, Kameron vs Bucknell (Oct. 29, 2016)
Yards Receiving	99	DAVIS, Saire vs Bucknell (Oct. 29, 2016)
TD Receptions	2	KORN, Colton at Coastal Carolina (Oct. 1, 2016)
		BROWN, Kameron vs Bucknell (Oct. 29, 2016)
		DAVIS, Saire vs Bucknell (Oct. 29, 2016)
Long Reception	84	SCOTLAND, Jared vs Kentucky St. (Sept. 3, 2016)
Field Goals	2	TEKAC, Tyler at Liberty (Nov. 12, 2016)
Long Field Goal	46	SMOAK, Jacob at North Dakota State (Aug. 27, 2016)
Punts	7	BURNS, Truett at Florida St. (Sept. 10, 2016)
		BURNS, Truett vs Gardner-Webb (Nov. 5, 2016)
Punting Avg	52.0	BURNS, Truett vs Presbyterian (Oct. 22, 2016)
Long Punt	61	BURNS, Truett vs Presbyterian (Oct. 22, 2016)
		BURNS, Truett vs Kennesaw St. (Nov. 19, 2016)
Punts inside 20	3	BURNS, Truett vs Kentucky St. (Sept. 3, 2016)
		BURNS, Truett at Florida St. (Sept. 10, 2016)
		BURNS, Truett at Wofford College (Nov. 26, 2016)
Long Punt Return	70	FRAISE, Kelan vs Kentucky St. (Sept. 3, 2016)
Long Kickoff Return	83	HAMMOND, Darius at Liberty (Nov. 12, 2016)
Tackles	13	BROWN, Solomon at Wofford College (Nov. 26, 2016)
Sacks	2.0	ELLIS, Anthony at Coastal Carolina (Oct. 1, 2016)
		CRUZ, Zane vs Kennesaw St. (Nov. 19, 2016)
Tackles For Loss	3.5	BROWN, Solomon vs Bucknell (Oct. 29, 2016)
		ELLIS, Anthony at Liberty (Nov. 12, 2016)
Interceptions	2	MCGOWENS, Troy vs Kennesaw St. (Nov. 19, 2016)

### MOST BY AN OPPONENT

Rushes	27	Lorenzo Long, at Wofford College (Nov. 26, 2016)
Yards Rushing	165	MAXWELL, T., vs Gardner-Webb (Nov. 5, 2016)
TD Rushes	3	Henderson, D., at Coastal Carolina (Oct. 1, 2016)
Long Rush	52	MAXWELL, T., vs Gardner-Webb (Nov. 5, 2016)
Pass attempts	36	CALVERT, S., at Liberty (Nov. 12, 2016)
Pass completions	25	Francois, D., at Florida St. (Sept. 10, 2016)
Yards Passing	262	Francois, D., at Florida St. (Sept. 10, 2016)
TD Passes	3	Francois, D., at Florida St. (Sept. 10, 2016)
		CALVERT, S., at Liberty (Nov. 12, 2016)
Long Pass	65	CALVERT, S., at Liberty (Nov. 12, 2016)
Receptions	7	Rudolph, T., at Florida St. (Sept. 10, 2016)
Yards Receiving	105	Rudolph, T., at Florida St. (Sept. 10, 2016)
TD Receptions	2	Rudolph, T., at Florida St. (Sept. 10, 2016)
Long Reception	65	COUAMIN, K., at Liberty (Nov. 12, 2016)
Field Goals	2	PROBERT, A., at Liberty (Nov. 12, 2016)
Long Field Goal	52	Cam Pedersen, at North Dakota State (Aug. 27, 2016)
Punts	11	WARREN, vs Kentucky St. (Sept. 3, 2016)
Punting Avg	51.0	Tyler, L., at Florida St. (Sept. 10, 2016)
Long Punt	58	WARREN, vs Kentucky St. (Sept. 3, 2016)
Punts inside 20	3	WHITE, Matt, at Monmouth (Sept. 24, 2016)
Long Punt Return	89	Wilson, J., at Florida St. (Sept. 10, 2016)
Long Kickoff Return	51	SLAUGHTER, vs Kentucky St. (Sept. 3, 2016)
Tackles	14	Sampson, Richie, at Coastal Carolina (Oct. 1, 2016)
Sacks	2.0	Burns, B., at Florida St. (Sept. 10, 2016)
		MANNING, D., vs Gardner-Webb (Nov. 5, 2016)
Tackles For Loss	3.0	Burns, B., at Florida St. (Sept. 10, 2016)
Interceptions	2	Golden, Connor, vs Bucknell (Oct. 29, 2016)
		TURNER, C., at Liberty (Nov. 12, 2016)
		Devin Watson, at Wofford College (Nov. 26, 2016)

## 2016 TEAM SUPERLATIVES

### BUCCANEER GAME HIGHS

Rushes	66	at Coastal Carolina (Oct. 1, 2016)
Yards Rushing	405	vs Kentucky St. (Sept. 3, 2016)
Yards Per Rush	8.6	vs Kentucky St. (Sept. 3, 2016)
TD Rushes	6	vs Kentucky St. (Sept. 3, 2016)
Pass attempts	23	at Coastal Carolina (Oct. 1, 2016)
Pass completions	14	vs Presbyterian (Oct. 22, 2016)
Yards Passing	254	vs Bucknell (Oct. 29, 2016)
Yards Per Pass	13.6	vs Kentucky St. (Sept. 3, 2016)
TD Passes	4	at Coastal Carolina (Oct. 1, 2016)
		vs Bucknell (Oct. 29, 2016)
Total Plays	89	at Coastal Carolina (Oct. 1, 2016)
Total Offense	548	vs Bucknell (Oct. 29, 2016)
Yards Per Play	9.4	vs Kentucky St. (Sept. 3, 2016)
Points	59	at Coastal Carolina (Oct. 1, 2016)
Sacks By	6	vs Kentucky St. (Sept. 3, 2016)
First Downs	27	at Coastal Carolina (Oct. 1, 2016)
Penalties	15	vs Bucknell (Oct. 29, 2016)
Penalty Yards	131	vs Bucknell (Oct. 29, 2016)
Turnovers	3	at Florida St. (Sept. 10, 2016)
		vs Bucknell (Oct. 29, 2016)
		at Liberty (Nov. 12, 2016)
Interceptions By	4	vs Kennesaw St. (Nov. 19, 2016)
Punts	7	at Florida St. (Sept. 10, 2016)
		vs Gardner-Webb (Nov. 5, 2016)
		at Wofford College (Nov. 26, 2016)
Punting Avg	52.0	vs Presbyterian (Oct. 22, 2016)
Long Punt	61	vs Presbyterian (Oct. 22, 2016)
		vs Kennesaw St. (Nov. 19, 2016)
Punts inside 20	3	vs Kentucky St. (Sept. 3, 2016)
		at Florida St. (Sept. 10, 2016)
		at Wofford College (Nov. 26, 2016)
Long Punt Return	70	vs Kentucky St. (Sept. 3, 2016)

### OPPONENT GAME HIGHS

Rushes	49	at Wofford College (Nov. 26, 2016)
Yards Rushing	244	at Coastal Carolina (Oct. 1, 2016)
Yards Per Rush	7.4	at Coastal Carolina (Oct. 1, 2016)
TD Rushes	4	at Coastal Carolina (Oct. 1, 2016)
Pass attempts	36	vs Bucknell (Oct. 29, 2016)
		at Liberty (Nov. 12, 2016)
Pass completions	26	at Florida St. (Sept. 10, 2016)
Yards Passing	269	at Florida St. (Sept. 10, 2016)
Yards Per Pass	7.7	at Florida St. (Sept. 10, 2016)
TD Passes	3	at Florida St. (Sept. 10, 2016)
		at Coastal Carolina (Oct. 1, 2016)
		at Liberty (Nov. 12, 2016)
Total Plays	74	vs Gardner-Webb (Nov. 5, 2016)
		vs Kennesaw St. (Nov. 19, 2016)
Total Offense	438	at Florida St. (Sept. 10, 2016)
Yards Per Play	7.4	at Coastal Carolina (Oct. 1, 2016)
Points	58	at Coastal Carolina (Oct. 1, 2016)
Sacks By	4	at Florida St. (Sept. 10, 2016)
		vs Gardner-Webb (Nov. 5, 2016)
First Downs	26	at Florida St. (Sept. 10, 2016)
Penalties	7	at Coastal Carolina (Oct. 1, 2016)
Penalty Yards	70	at North Dakota State (Aug. 27, 2016)
Turnovers	4	vs Kennesaw St. (Nov. 19, 2016)
Interceptions By	3	at Liberty (Nov. 12, 2016)
Punts	12	vs Kentucky St. (Sept. 3, 2016)
Punting Avg	51.0	at Florida St. (Sept. 10, 2016)
Long Punt	58	vs Kentucky St. (Sept. 3, 2016)
Punts inside 20	3	at Monmouth (Sept. 24, 2016)
Long Punt Return	89	at Florida St. (Sept. 10, 2016)

# 2016 REVIEW

## Game 1

<b>CHARLESTON SO.</b>	<b>0</b>	<b>3</b>	<b>7</b>	<b>7</b>	<b>0</b>	<b>-</b>	<b>17</b>
<b>NORTH DAKOTA ST.</b>	<b>0</b>	<b>3</b>	<b>7</b>	<b>7</b>	<b>7</b>	<b>-</b>	<b>24</b>

Aug. 27 | Fargo Dome | Fargo, N.D. | 6:36 p.m. | Attendance: 18,881



## BREAKDOWN

	CSU	NDSU
FIRST DOWNS	11	21
Rushing	5	11
Passing	5	10
Penalty	1	0
NET YARDS RUSHING	169	230
Rushing Attempts	34	44
Average Per Rush	5.0	5.2
Rushing Touchdowns	2	1
Yards Gained Rushing	190	254
Yards Lost Rushing	21	24
NET YARDS PASSING	94	194
Completions-Attempts-Int	8-20-1	17-27-1
Average Per Attempt	4.7	7.2
Average Per Completion	11.8	11.4
Passing Touchdowns	0	2
TOTAL OFFENSE YARDS	263	424
Total offense plays	54	71
Average Gain Per Play	4.9	6.0
Fumbles: Number-Lost	0-0	1-1
Penalties: Number-Yards	6-45	6-70
PUNTS-YARDS	6-256	6-195
Average Yards Per Punt	42.7	32.5
Net Yards Per Punt	40.8	33.2
Inside 20	2	0
50+ Yards	1	0
Touchbacks	0	0
Fair catch	1	3
KICKOFFS-YARDS	4-236	3-175
Average Yards Per Kickoff	59.0	58.3
Net Yards Per Kickoff	37.8	33.0
Touchbacks	0	1
Punt returns: No-Yds-TD	1-(-4)-0	1-11-0
Average Per Return	-4.0	11.0
Kickoff returns: No-Yds-TD	2-51-0	4-85-0
Average Per Return	25.5	21.2
Interceptions: No-Yds-TD	1-30-0	1-0-0
Fumble Returns: No-Yds-TD	0-0-0	0-0-0
Miscellaneous Yards	0	0
Possession Time	27:02	32:58
1st Quarter	5:49	9:11
2nd Quarter	6:29	8:31
3rd Quarter	6:14	8:46
4th Quarter	8:30	6:30
Third-Down Conversions	2 of 12	6 of 15
Fourth-Down Conversions	1 of 2	0 of 1
Red-Zone Scores-Chances	1-2	0-1
Touchdowns	1-2	0-1
Field goals	0-2	0-1
Sacks By: Number-Yards	3-24	1-7
PAT Kicks	2-2	3-3
Field Goals	1-3	0
Points Off Turnovers	3	0

## Bucs battle North Dakota State to finish; fall in overtime thriller, 24-17

**FARGO, N.D.** - Charleston Southern has come a long way in four years under Jamey Chadwell. On Saturday, in front of a raucous Fargodome crowd of 18,881 and an ESPN audience, CSU showed just how far. The Bucs pushed five-time defending FCS national champion North Dakota State to overtime before falling, 24-17.

CSU (0-1) tied the game on Mike Holloway's six-yard touchdown run with 2:59 left in the fourth quarter and had a chance to win following Troy McGowens' interception on NDSU's (1-0) ensuing possession. McGowens picked off Easton Stick's fourth down pass and returned it to the Bison 40-yard line with 18 seconds remaining. After a Kyle Copeland seven-yard run two plays later, Jacob Smoak lined up for a 51-yard field goal to snap NDSU's 42-game home non-conference winning streak. The kick sailed wide left, forcing overtime.

King Frazier rumbled into the end zone for a 25-yard score on the first play of the extra session and CSU could not answer. A Holloway run and three Copeland incompletions were all the Bucs could muster against the Bison's stout defense, allowing NDSU to escape with victory.

CSU's defense kept it in the game in the first half, holding NDSU's powerful offense to 138 yards while notching three sacks and forcing a turnover. DJ Curl stripped Dimitri Williams and Zane Cruz pounced on the loose ball to lead to Smoak's 46-yard field goal and a 3-0 lead in the second quarter.

NDSU tied the score with a 52-yard Cam Pederson field goal on the final play of the half. CSU surged back ahead on the first drive of the third quarter thanks to a scintillating 47-yard touchdown run by Holloway. He took an option pitch down the left sideline and reversed field at the 25, outrunning everyone to give the Bucs a 10-3 edge.

NDSU responded with 14 unanswered points, going ahead 17-10 at the 10:34 mark of the fourth on Stick's 47-yard connection with RJ Urzendowski.

A 54-yard Truett Burns punt swung the field in CSU's favor and helped lead to the tying score. The Bucs' defense forced a three-and-out following the punt, giving CSU the ball back at the NDSU 42 with 5:43 left. Copeland found Jared Scotland for 13 yards to start the drive and then hit Kameron Brown for 16 yards on a fourth-and-ten play to push CSU closer. Holloway crossed the goal line up the middle from six yards out two plays later and Tyler Tekac followed with an extra point to make it 17-17.

Holloway paced CSU with 126 yards and two scores on ten carries, going over the 100-yard mark for the fourth time in his career. Brown reeled in three catches for 58 yards, all in the second half.

The Bucs defense turned in a spirited, gutsy effort, fighting through injuries in the second half. Curl and fellow captain Corbin Jackson tallied nine tackles each. Shadarius Hopkins and Solomon Brown accounted for eight, with Brown combining with Anthony Ellis on a second quarter sack.

Stick finished 17-of-27 passing for 194 yards and two touchdowns for NDSU. MJ Stumpf led the Bison defense with eight tackles and a tackle for loss. Jalen Allison recorded an interception.

## >>SCORING SUMMARY

Team	Qtr	Time	Scoring Play	Conversion	Plays	TOP	Score
CSU	2nd	9:44	SMOAK, Jacob 46 yd field goal		4-1	0:58	CSU 3 - NDSU 0
NDSU	2nd	0:00	Cam Pedersen 52 yd field goal		10-34	2:19	CSU 3 - NDSU 3
CSU	3rd	13:07	HOLLOWAY, Mike 47 yd run	(TEKAC kick)	4-75	1:53	CSU 10 - NDSU 3
NDSU	3rd	10:02	D. Shepherd 23 yd pass from Stick	(Pedersen kick)	6-68	2:59	CSU 10 - NDSU 10
	4th	10:34	Urzendowski 47 yd pass from Stick	(Pedersen kick)	5-65	2:06	CSU 10 - NDSU 17
CSU	4th	2:59	HOLLOWAY, Mike 6 yd run	(TEKAC kick)	7-42	2:44	CSU 17 - NDSU 17
NDSU	OT		King Frazier 25 yd run	(Pedersen kick)	1-25	0:00	CSU 17 - NDSU 24

## BREAKDOWN

### >>CHARLESTON SOUTHERN

Rushing	Att	Yds	TD	Long	Avg
M Holloway	10	126	2	47	12.6
D Hammond	13	30	0	7	2.3
K. Copeland	11	13	0	7	1.2
<b>Passing</b>	<b>C-A-I</b>	<b>Yds</b>	<b>TD</b>	<b>Long</b>	<b>Sack</b>
K Copeland	8-20	94	0	21	1
<b>Receiving</b>	<b>No.</b>	<b>Yds</b>	<b>TD</b>	<b>Long</b>	<b>Avg</b>
K. Brown	3	58	0	21	19.3
J. Scotland	2	18	0	13	9.0
C. Korn	2	14	0	9	7.0
S. Davis	1	4	0	4	4.0

### >>NORTH DAKOTA STATE

Rushing	Att	Yds	TD	Long	Avg
K. Frazier	11	79	1	25	7.2
L. Dunn	12	50	0	11	4.2
E. Stick	11	45	0	19	4.1
B. Anderson	7	32	0	11	4.6
D. Shepherd	1	19	0	19	19.0
C. Morlock	1	3	0	3	3.0
D. Williams	1	2	0	2	2.0
<b>Passing</b>	<b>C-A-I</b>	<b>Yds</b>	<b>TD</b>	<b>Long</b>	<b>Sack</b>
E. Stick	17-27	194	2	47	3

Receiving	No.	Yds	TD	Long	Avg
D. Shepherd	4	64	1	23	16.0
R. Urzendowski	2	59	1	47	29.5
C. Morlock	2	31	0	22	15.5
L. Dunn	1	13	0	13	13.0
J. Iles	1	11	0	11.0	11
K. Frazier	2	10	0	8	5.0
D. Freeman	1	9	0	9	0.9
D. Williams	3	1	0	1	0.3
B. Anderson	1	-4	0	0	-4.0

**Game 2**

<b>KENTUCKY ST.</b>	<b>0</b>	<b>7</b>	<b>0</b>	<b>0</b>	<b>-</b>	<b>7</b>
<b>CHARLESTON SO.</b>	<b>22</b>	<b>21</b>	<b>7</b>	<b>7</b>	<b>-</b>	<b>57</b>

Sept. 3 | Buccaneer Field | Charleston, SC. | 11:45 a.m. | Attendance: 1,780



**BREAKDOWN**

	KYSU	CSU
FIRST DOWNS	9	18
Rushing	3	16
Passing	3	2
Penalty	3	0
NET YARDS RUSHING	69	405
Rushing Attempts	35	47
Average Per Rush	2.0	8.6
Rushing Touchdowns	1	6
Yards Gained Rushing	123	440
Yards Lost Rushing	54	35
NET YARDS PASSING	72	122
Completions-Attempts-Int	9-18-0	5-9-0
Average Per Attempt	4.0	13.6
Average Per Completion	8.0	24.4
Passing Touchdowns	0	1
TOTAL OFFENSE YARDS	141	527
Total offense plays	53	56
Average Gain Per Play	2.7	9.4
Fumbles: Number-Lost	1-1	4-2
Penalties: Number-Yards	6-60	10-95
PUNTS-YARDS	12-473	3-107
Average Yards Per Punt	39.4	35.7
Net Yards Per Punt	18.8	35.0
Inside 20	2	3
50+ Yards	2	0
Touchbacks	0	0
Fair catch	0	2
KICKOFFS-YARDS	2-110	9-525
Average Yards Per Kickoff	55.0	58.3
Net Yards Per Kickoff	30.5	37.8
Touchbacks	0	1
Punt returns: No-Yds-TD	1-2-0	7-248-1
Average Per Return	2.0	35.4
Kickoff returns: No-Yds-TD	7-160-0	2-49-0
Average Per Return	22.9	24.5
Interceptions: No-Yds-TD	0-0-0	0-0-0
Fumble Returns: No-Yds-TD	0-0-0	0-0-0
Miscellaneous Yards	0	0
Possession Time	29:54	30:06
1st Quarter	10:35	4:25
2nd Quarter	8:09	6:51
3rd Quarter	5:25	9:35
4th Quarter	5:45	9:15
Third-Down Conversions	2 of 14	4 of 7
Fourth-Down Conversions	0 of 0	0 of 0
Red-Zone Scores-Chances	0-0	4-7
Touchdowns	0-0	4-7
Field goals	0-0	0-7
Sacks By: Number-Yards	3-20	6-47
PAT Kicks	1-1	7-7
Field Goals	0-0	0-0
Points Off Turnovers	0	7

**Bucs cruise past Kentucky St, 57-7**

CHARLESTON, S.C. - Charleston Southern scored on six of its first seven possessions and dominated defensively to roll to a 57-7 win over Kentucky State on Saturday at Buccaneer Field. The victory was CSU's eighth straight at home and fourth consecutive in a home opener. CSU (1-1) avoided any thought of a letdown by running the football and stonewalling Kentucky State's (0-1) offense. The Bucs tallied 405 yards rushing and 527 yards of total offense while recording six sacks and nine tackles-for-loss in limiting the Thorobreds to 141 yards.

Sophomore Kelan Fraise returned a punt 70 yards for a touchdown and senior Darius Hammond ripped off three long returns to spark the Bucs' special teams. CSU recorded 359 first half yards on just 28 plays, overwhelming Kentucky State with its bevy of playmakers at running back. Mike Holloway sandwiched a pair of touchdown runs around a Ben Robinson score to stake the Bucs to a 22-0 first quarter lead. Fellow senior Alan Barnwell sped untouched for a 70-yard touchdown to push CSU's edge to 29-0 at the 12:30 mark of the second quarter. Barnwell led the stable of runners with 108 yards on only four attempts.

Redshirt freshman quarterback Shane Bucenell performed well in his debut, leading three touchdown drives in relief of Kyle Copeland. Bucenell reached the end zone on a three-yard keeper to give CSU a 36-0 advantage and then threw a dart to Jared Scotland for an 84-yard touchdown to continue the onslaught. Scotland caught the pass at the 40-yard line and broke a pair of tackles on his way to the longest play of the day.

Redshirt freshman London Johnson took the reins at quarterback in the second half and showcased his ability in the option game, carrying ten times for 67 yards. Johnson evaded a tackle in the backfield before sprinting for a 33-yard score to account for the final 57-7 margin. Ronnie Harris and Chanin Hamilton got their hands on the football for the first time their college careers as well to help the Bucs pile up 8.6 yards per carry.

The Bucs' defense was tenacious throughout the afternoon with Reginal Harris' 42-yard second quarter touchdown run the only thing preventing a shutout. Corbin Jackson totaled seven tackles to pace CSU in that department for the second straight week. Mike Taylor notched a team-high 1.5 sacks, while Joey Maxberry, D.J. Curl, Gerald Turner and Craig Johnson also got to the quarterback. D'Andre Streat recovered a fumble to give the Bucs their second forced turnover of the year.

**>>SCORING SUMMARY**

Team	Qtr	Time	Scoring Play	Conversion	Plays	TOP	Score
CSU	1	11:51	HOLLOWAY, M. 10 yd run	(TEKAC kick)	3-77	1:13	KSU 0 - CSU 7
CSU	1	6:51	ROBINSON, B. 11 yd run	(TEKAC kick)	5-30	2:54	KSU 0 - CSU 14
CSU	1	2:35	HOLLOWAY, M. 9 yd run	(Cagle PPT)	1-9	0:04	KSU 0 - CSU 22
CSU	2	12:30	BARNWELL, A. 70 yd run	(TEKAC kick)	5-91	1:20	KSU 0 - CSU 29
CSU	2	8:12	BUCESELL, S. 3 yd run	(TEKAC kick)	5-49	2:25	KSU 0 - CSU 36
CSU	2	4:55	SCOTLAND, J. pass from BUCESELL	(SMOAK kick)	2-93	0:57	KSU 0 - CSU 43
KSU	2	4:08	HARRIS 42 yd run	(ROSE kick)	3-72	0:32	KSU 7 - CSU 43
CSU	3	1:03	FRAISE, K. 70 yd punt return	(TEKAC kick)			KSU 7 - CSU 50
CSU	4	4:34	JOHNSON, L. 33 yd run	(SMOAK kick)	3-50	1:34	KSU 7 - CSU 57

**BREAKDOWN**

**>>CHARLESTON SOUTHERN**

Rushing	Att	Yds	TD	Long	Avg
A. Barnwell	4	108	1	70	27.0
M Holloway	3	68	2	49	22.7
L. Johnson	10	67	1	33	6.7
C. Hamilton	5	35	0	18	7.0
K. Copeland	11	13	0	7	1.2
S. Bucenell	4	21	1	19	5.3
B. Robinson	4	17	1	11	4.3
S. Cagle	1	12	0	12	12.0
K. Fraise	3	10	0	11	3.3
G. Wall	2	6	0	4	3.0

**>>Kentucky St.**

Rushing	Att	Yds	TD	Long	Avg
Reginal	10	75	1	42	7.5
Darmonre	11	35	0	6	3.2
Lavelle	2	2	0	4	1.0
Corey	1	-4	0	0	-4.0
Ora	10	-39	0	4	-3.9

Passing	C-A-I	Yds	TD	Long	Sack
Ora	7-16	64	0	23	
Cort	2-2	8	0	4	

Receiving	No.	Yds	TD	Long	Avg
Reginal	3	32	0	23	10.7
Jules	1	16	0	16	16.0
Corey	2	13	0	13	6.5
Demetris	1	4	0	4	4.0
Charles	1	4	0	4	4.0
Darmonre	1	3	0	3	3.0



# 2016 REVIEW

## Game 3

<b>CHARLESTON SO.</b>	<b>0</b>	<b>6</b>	<b>0</b>	<b>2</b>	<b>-</b>	<b>8</b>
<b>FLORIDA ST.</b>	<b>28</b>	<b>7</b>	<b>14</b>	<b>3</b>	<b>-</b>	<b>52</b>

Sept. 10 | Doak-Campbell Stadium | Tallahassee, Fla. | 12:34 p.m. | Attendance: 75831



## BREAKDOWN

	CSU	FSU
FIRST DOWNS	15	26
Rushing	9	13
Passing	4	11
Penalty	2	2
NET YARDS RUSHING	152	169
Rushing Attempts	39	36
Average Per Rush	3.9	4.7
Rushing Touchdowns	0	3
Yards Gained Rushing	211	196
Yards Lost Rushing	59	27
NET YARDS PASSING	142	269
Completions-Attempts-Int	7-20-0	26-35-1
Average Per Attempt	7.1	7.7
Average Per Completion	20.3	10.3
Passing Touchdowns	1	3
TOTAL OFFENSE YARDS	294	438
Total offense plays	59	71
Average Gain Per Play	5.0	6.2
Fumbles: Number-Lost	6-3	1-0
Penalties: Number-Yards	8-51	6-60
PUNTS-YARDS	7-271	2-102
Average Yards Per Punt	38.7	51.0
Net Yards Per Punt	26.0	54.0
Inside 20	3	1
50+ Yards	0	2
Touchbacks	0	0
Fair catch	1	0
KICKOFFS-YARDS	2-91	10-650
Average Yards Per Kickoff	46.5	65.0
Net Yards Per Kickoff	37.0	42.7
Touchbacks	0	6
Punt returns: No-Yds-TD	1-(-6)-0	1-89-1
Average Per Return	-6.0	89.0
Kickoff returns: No-Yds-TD	4-73-0	2-17-0
Average Per Return	18.2	8.5
Interceptions: No-Yds-TD	1-4-0	0-0-0
Fumble Returns: No-Yds-TD	0-0-0	1-(-8)-0
Miscellaneous Yards	0	0
Possession Time	29:41	30:19
1st Quarter	4:56	10:04
2nd Quarter	6:18	8:42
3rd Quarter	8:31	6:29
4th Quarter	9:56	5:04
Third-Down Conversions	2 of 12	8 of 11
Fourth-Down Conversions	0 of 1	0 of 0
Red-Zone Scores-Chances	0-0	3-3
Touchdowns	0-0	3-3
Field goals	0-0	0-3
Sacks By: Number-Yards	3-22	4-37
PAT Kicks	0-1	7-7
Field Goals	0-1	1-1
Points Off Turnovers	0	14

## Bucs fall to No. 3 Florida State, 52-8

TALLAHASSEE, Fla. - Florida State scored 28 first quarter points to take control early and defeat Charleston Southern, 52-8, on Saturday at Doak Campbell Stadium. The third-ranked Seminoles took advantage of two CSU fumbles to build a big early cushion and push the nation's longest home winning streak to 22 games.

CSU (1-2), playing short-handed, competed until the final whistle in its fifth-ever game against a top-five ranked team. The Bucs recorded 294 yards of total offense and were nearly even with the Noles in yardage after halftime.

Junior quarterback Robert Mitchell made his CSU debut and completed 7-of-20 passes for 142 yards, including a 57-yard touchdown to redshirt freshman Kameron Brown. Redshirt sophomore Solomon Brown paced the Bucs' defensive effort with three tackles for loss and a sack, while senior Seth Harrelson posted six stops and an interception in his first career start.

FSU (2-0), facing a quick turnaround following its season opening win over No. 11 Ole Miss, made a host of big plays in the first quarter. Quarterback Deondre Francois hit Travis Rudolph for a 36-yard touchdown on a third-and-12 play to start the scoring. The duo hooked up again on a 21-yard strike following CSU's second turnover. Jesus Wilson returned a punt 89 yards for a touchdown to stake the Seminoles to a four-touchdown lead.

Francois finished 25-of-32 through the air for 262 yards and three touchdowns. Rudolph notched seven receptions for 105 yards and two touchdowns, all in the first half. Dalvin Cook, an early season Heisman Trophy favorite, tallied 83 yards and two touchdowns on 11 carries.

Mitchell relieved London Johnson early in the game and got the Bucs on the scoreboard with 2:50 left in the second quarter. Brown ran wide open down the left sideline thanks to a blown coverage and Mitchell hit him in stride for a 57-yard score.

CSU scored again on a Mike Taylor safety 18 seconds into the fourth quarter. FSU was backed up against its own goal line following a strong Truett Burns punt and J.J. Cosentino dropped the shotgun snap, allowing Taylor to sack him in the end zone.

## >>SCORING SUMMARY

Team	Qtr	Time	Scoring Play	Conversion	Plays	TOP	Score
FSU	1	9:26	RUDOLPH 36 yd pass from Francois	(AGUAYO kick)	11-68	5:34	CSU 0 - FSU 7
FSU	1	4:18	COOK 1 yd run	(AGUAYO kick)	8-48	3:37	CSU 0 - FSU 14
FSU	1	3:17	RUDOLPH 21 yd pass from Francois	(AGUAYO kick)	3-27	0:53	CSU 0 - FSU 21
FSU	1	0:22	WILSON 89 yd punt return	(AGUAYO kick)			CSU 0 - FSU 28
FSU	2	4:44	PATRICK 2 yd run	(AGUAYO kick)	6-35	2:32	CSU 0 - FSU 35
CSU	2	2:50	BROWN 57 yd pass from MITCHELL	(Kick missed)	3-69	1:48	CSU 6 - FSU 35
FSU	3	10:00	COOK 37 yd run	(AGUAYO kick)	4-63	1:38	CSU 6 - FSU 42
FSU	3	2:22	TATE 1 yd pass from Francois	(AGUAYO kick)	10-76	4:51	CSU 6 - FSU 49
CSU	4	14:42	Team Safety				CSU 8 - FSU 49
FSU	4	4:59	AGUAYO 46 yd field goal		4-8	1:26	CSU 8 - FSU 52

## BREAKDOWN

### >>CHARLESTON SOUTHERN

Rushing	Att	Yds	TD	Long	Avg
C. Hamilton	9	53	0	25	5.9
K. Fraise	6	33	0	19	5.5
R. Mitchell	16	23	0	18	1.4
G. Wall	3	22	0	11	7.3
R. Harris	2	18	0	17	9.0
L. Johnson	3	3	0	3	1.0
<b>Passing</b>	<b>C-A-I</b>	<b>Yds</b>	<b>TD</b>	<b>Long</b>	<b>Sack</b>
R. Mitchell	7-20-0	142	1	57	4
<b>Receiving</b>	<b>No.</b>	<b>Yds</b>	<b>TD</b>	<b>Long</b>	<b>Avg</b>
K. Brown	2	80	1	57	40.0
Q. Scott	1	29	0	29	29.0
S. Davis	1	16	0	16	16.0
J. Scotland	1	9	0	9	9.0
K. Fraise	1	7	0	7	7.0
C. Hamilton	1	1	0	1	1.0

### >>FLORIDA ST.

Rushing	Att	Yds	TD	Long	Avg
D. Cook	11	83	2	37	7.5
A. Rasul	6	46	0	21	7.7
J. Patrick	5	26	1	11	5.2
J. Wilson	1	6	0	6	6.0
R. Green	3	6	0	5	2.0
J. Vikcers	2	4	0	3	2.0
J.J. Cosentino	2	1	0	6	0.5
D. Francois	6	-3	0	9	-0.5
<b>Passing</b>	<b>C-A-I</b>	<b>Yds</b>	<b>TD</b>	<b>Long</b>	<b>Sack</b>
D. Francois	25-32-1	262	3	36	2
J.J. Cosentino	1-3-0	7	0	7	1
<b>Receiving</b>	<b>No.</b>	<b>Yds</b>	<b>TD</b>	<b>Long</b>	<b>Avg</b>
T. Rudolph	7	105	2	36	15.0
N. Murray	4	53	0	28	13.2
R. Izzo	3	31	0	13	10.3
K. Whitfield	2	20	0	12	10.0
D. Phillips	2	17	0	9	8.5
	2	15	0	8	7.5

**Game 4**

<b>CHARLESTON SO.</b>	<b>0</b>	<b>7</b>	<b>14</b>	<b>14</b>	<b>-</b>	<b>35</b>
<b>MONMOUTH</b>	<b>0</b>	<b>0</b>	<b>7</b>	<b>0</b>	<b>-</b>	<b>7</b>

Sept. 24 | Kessler Field| West Long Branch, N.J. | 1:04 p.m. | Attendance: 2,801



**BREAKDOWN**

	CSU	MON
FIRST DOWNS	20	17
Rushing	15	5
Passing	4	10
Penalty	1	2
NET YARDS RUSHING	322	59
Rushing Attempts	42	34
Average Per Rush	7.7	1.7
Rushing Touchdowns	3	0
Yards Gained Rushing	336	99
Yards Lost Rushing	14	40
NET YARDS PASSING	134	201
Completions-Attempts-Int	7-14-1	17-34-0
Average Per Attempt	9.6	5.9
Average Per Completion	19.1	11.8
Passing Touchdowns	2	1
TOTAL OFFENSE YARDS	456	260
Total offense plays	56	68
Average Gain Per Play	8.1	3.8
Fumbles: Number-Lost	1-1	0-0
Penalties: Number-Yards	9-65	6-60
PUNTS-YARDS	4-133	8-257
Average Yards Per Punt	33.2	32.1
Net Yards Per Punt	33.0	31.1
Inside 20	1	3
50+ Yards	0	0
Touchbacks	0	0
Fair catch	0	2
KICKOFFS-YARDS	6-340	2-130
Average Yards Per Kickoff	56.7	65.0
Net Yards Per Kickoff	41.3	23.5
Touchbacks	0	0
Punt returns: No-Yds-TD	1-8-0	1-1-0
Average Per Return	8.0	1.0
Kickoff returns: No-Yds-TD	1-58-0	5-67-0
Average Per Return	58.0	13.4
Interceptions: No-Yds-TD	0-0-0	1-43-0
Fumble Returns: No-Yds-TD	0-0-0	0-0-0
Miscellaneous Yards	0	0
Possession Time	27:08	32:52
1st Quarter	5:49	9:11
2nd Quarter	9:15	5:45
3rd Quarter	5:32	9:28
4th Quarter	6:32	8:28
Third-Down Conversions	6 of 12	5 of 16
Fourth-Down Conversions	1 of 1	1 of 3
Red-Zone Scores-Chances	3-4	0-1
Touchdowns	3-4	0-1
Field goals	0-4	0-1
Sacks By: Number-Yards	2-22	1-6
PAT Kicks	5-5	1-1
Field Goals	0-0	0-0
Points Off Turnovers	0	0

**Dominant second half propels CSU over Monmouth, 35-7, in Big South opener**

WEST LONG BRANCH, N.J. - Running the football and playing stout defense was Charleston Southern's bread and butter during its 2015 run to the Big South Conference title. The Bucs provided both in bunches to overwhelm Monmouth, 35-7, in their 2016 league opener on Saturday at Kessler Field.

CSU (2-2, 1-0 Big South) rushed for 322 yards and scored touchdowns on its first four second half possessions to hand Monmouth (2-2, 0-1 Big South) a convincing defeat for the third straight year. The Blue Swarm defense thwarted the Hawks' spread attack, limiting them to less than two yards per rush while piling up nine tackles for loss.

A pair of red zone turnovers kept CSU from blowing the game open in the first half but Mike Holloway gave the Bucs the jolt they needed out of the halftime locker room. Holloway sprinted 75 yards for a touchdown off an option pitch to give CSU a 14-0 advantage 16 seconds into the second half. He rushed for 151 yards on 11 attempts and is now averaging over 14 yards per carry through three games. Holloway added a 63-yard touchdown reception to finish off the Bucs' second half onslaught.

Monmouth pieced together an 11-play, 77-yard touchdown drive to get on the scoreboard following Holloway's second half keynote address. Cody Williams bought time and found Reggie White, Jr., the Big South's leading receiver, for a 31-yard score on a 4th-and-14 play. Williams finished with 172 yards passing on 15 completions but was constantly under duress.

Darius Hammond immediately swung the field after the Hawks' touchdown, galloping 58 yards on the ensuing kickoff. He later scored from seven yards out to reinstate a two-touchdown lead that quickly grew to three thanks to Ben Robinson's 12-yard trip into the end zone. Shane Bucenell led both of those drives in his first career start at quarterback. He finished with 98 yards passing, a touchdown and an interception while adding 73 rushing yards.

Robert Mitchell earned reps as well and gave CSU the 7-0 edge midway through the second quarter thanks to a 20-yard connection with redshirt freshman wideout Kameron Brown. The score, which came on a pretty touch pass to the back left corner of the end zone, was set up by a 29-yard Holloway run. Mitchell hit on three of his four pass attempts for 36 yards.

Graduate senior Nikolay Timoshchuk made his third straight start at inside linebacker and tallied a season-high eight tackles to pace the Bucs' defense. Bobby Ruff was active early and recorded six stops and a pass breakup. Solomon Brown and Anthony Ellis, meanwhile, made sure Williams and Monmouth's passing game could never get fully comfortable. They combined on a third quarter sack to highlight a performance that produced two sacks and 5.5 tackles for loss.

Monmouth safety Mike Basile, the Big South's leading tackler in 2015, notched a game-high ten tackles.

**>>SCORING SUMMARY**

Team	Qtr	Time	Scoring Play	Conversion	Plays	TOP	Score
CSU	2	7:40	BROWN 20 yd pass from MITCHELL	(TEKAC kick)	7-73	3:33	CSU 7 - MON 0
CSU	3	14:44	HOLLOWAY, M. 75 yd run	(TEKAC kick)	1-75	0:16	CSU 14 - MON 0
MON	3	9:30	WHITE 31 yd pass from WILLIAMS	(WHITE kick)	11-77	5:06	CSU 14 - MON 7
CSU	3	6:57	HAMMOND, D. 7 yd run	(TEKAC kick)	7-42	2:23	CSU 21 - MON 7
CSU	4	14:52	ROBINSON, B. 12 yd run	(TEKAC kick)	8-61	2:51	CSU 28 - MON 7
CSU	4	9:18	HOLLOWAY 63 yd pass from BUCENELL	(TEKAC kick)	3-61	1:28	CSU 35 - MON 7

**BREAKDOWN**

**>>CHARLESTON SOUTHERN**

Rushing	Att	Yds	TD	Long	Avg
M. Holloway	11	151	1	75	13.7
S. Bucenell	9	73	0	39	8.1
D. Hammond	10	37	1	7	3.7
A. Barnwell	1	33	0	33	33.0
C. Hamilton	6	21	0	8	3.5
B. Robinson	2	11	1	12	5.5
G. Wall	1	-2	0	0	-2.0
R. Mitchell	2	-2	0	0	-1.0

**>>MONMOUTH**

Rushing	Att	Yds	TD	Long	Avg
L. Chaney	14	38	0	11	2.7
Z. Welch	6	13	0	5	2.2
E. Royds	3	9	0	6	3.0
C. Williams	10	2	0	16	0.2
JR White	1	-3	0	0	-3.0

Passing	C-A-I	Yds	TD	Long	Sack
C. Williams	15-31-0	172	1	31	2
K. Bahar	2-3-0	29	0	27	0

Passing	C-A-I	Yds	TD	Long	Sack
S. Bucenell	4-10-1	98	1	63	1
R. Mitchell	3-4-0	36	1	20	0

Receiving	No.	Yds	TD	Long	Avg
JR White	4	72	1	31	18.0
V. Grasso	4	48	0	27	12.0
J. Powell	3	32	0	14	10.6
D. Ambush	3	27	0	19	9.0
Z. Welch	2	21	0	13	10.5
D. Phelps	1	1	0	1	1.0

Receiving	No.	Yds	TD	Long	Avg
K. Brown	4	55	1	25	13.7
M. Holloway	1	63	1	63	63.0
T. Hatten	1	11	0	11	11.0
S. Davis	1	5	0	5	5.0



# 2016 REVIEW

## Game 5

<b>CHARLESTON SO.</b>	<b>7</b>	<b>16</b>	<b>7</b>	<b>15</b>	<b>14</b>	-	<b>59</b>
<b>COASTAL CARO.</b>	<b>21</b>	<b>0</b>	<b>14</b>	<b>10</b>	<b>13</b>	-	<b>58</b>

Oct. 1 | Brooks Stadium | Conway, SC. | 6:00 p.m. | Attendance: 10,213



## BREAKDOWN

	CSU	Coastal
FIRST DOWNS	27	20
Rushing	16	9
Passing	9	9
Penalty	2	2
NET YARDS RUSHING	292	244
Rushing Attempts	66	33
Average Per Rush	4.4	7.4
Rushing Touchdowns	4	4
Yards Gained Rushing	334	250
Yards Lost Rushing	42	6
NET YARDS PASSING	181	168
Completions-Attempts-Int	12-23-0	15-23-1
Average Per Attempt	7.9	7.3
Average Per Completion	15.1	11.2
Passing Touchdowns	4	3
TOTAL OFFENSE YARDS	473	412
Total offense plays	89	56
Average Gain Per Play	5.3	7.4
Fumbles: Number-Lost	3-1	1-1
Penalties: Number-Yards	13-85	7-49
PUNTS-YARDS	3-96	3-121
Average Yards Per Punt	32.0	40.3
Net Yards Per Punt	32.3	40.3
Inside 20	0	1
50+ Yards	0	0
Touchbacks	0	0
Fair catch	0	2
KICKOFFS-YARDS	8-427	7-371
Average Yards Per Kickoff	53.4	53.0
Net Yards Per Kickoff	36.2	34.7
Touchbacks	2	1
Punt returns: No-Yds-TD	0-0-0	1-(-1)-0
Average Per Return	0.0	-1.0
Kickoff returns: No-Yds-TD	5-103-0	5-87-0
Average Per Return	20.6	17.4
Interceptions: No-Yds-TD	1-3-0	0-0-0
Fumble Returns: No-Yds-TD	0-0-0	0-0-1
Miscellaneous Yards	0	0
Possession Time	42:41	17:19
1st Quarter	7:57	7:03
2nd Quarter	11:19	3:41
3rd Quarter	10:22	4:38
4th Quarter	13:03	1:57
Third-Down Conversions	11 of 22	0 of 4
Fourth-Down Conversions	5 of 6	1 of 1
Red-Zone Scores-Chances	5-5	4-4
Touchdowns	4-5	3-4
Field goals	1-5	1-4
Sacks By: Number-Yards	2-3	2-10
PAT Kicks	6-7	5-6
Field Goals	1-1	1-1
Points Off Turnovers	11	8

## Brown's blocked PAT secures win over rival Coastal Carolina in 2 OT

CONWAY, S.C. - In a game that featured 117 points, the point that was prevented provided the difference. Charleston Southern's Solomon Brown blocked an extra point attempt in the second overtime to put an end to a wild 59-58 win over Coastal Carolina on Saturday at Brooks Stadium.

Coastal (3-2) appeared poised to send the game to a third overtime following Kenneth Daniels two-yard touchdown run but Brown had other plans. The linebacker leapt up and got his right hand on Ryan Granger's kick, forcing it short of the uprights and setting off a jubilant celebration for CSU (3-2).

The heroes were many in the Bucs' third win over the Chanticleers in the last four years and first in Conway since 2008. Mike Holloway became CSU's all-time leading rusher with 140 yards and a touchdown on 22 carries. Shane Bucenell returned to the game after leaving with severe cramps and tossed two of his four touchdown passes in overtime. Robert Mitchell relieved Bucenell for much of the second half and ran for 69 yards and two scores, including what looked to be the game-winner with 42 seconds left in regulation.

Bucenell's 15-yard touchdown pass to Jared Scotland in the back right corner of the end zone proved to be the winning score. He found Colton Korn with a 24-yard back shoulder strike on CSU's first possession of the extra session, answering a Tyler Keane to Bruce Mapp touchdown. Bucenell had not played since early in the third quarter due to cramping issues but responded in a big way upon being re-inserted.

In between, Mitchell directed three touchdown drives to help the Bucs repeatedly answer the Chanticleers' quick strike attack. The latter two covered a combined 27 plays while chewing up over 15 minutes of clock. CSU converted three third downs a fourth down on the first march, with Mitchell scoring from ten yards out on a quarterback keeper at the 9:32 mark of the fourth quarter. Holloway pushed the Bucs' edge to 38-35 with a two-point conversion.

Coastal's Gary Bradshaw swung momentum quickly with a 45-yard burst down the left sideline on a jet sweep. Two plays later, Chris Jones took a reverse and lofted a pass to Bradshaw in the end zone for a 19-yard touchdown to give the Chanticleers a 42-38 advantage with 8:17 remaining.

CSU methodically moved the football from its own 30-yard line to the Coastal 29 on the ensuing possession, courtesy of nine straight run plays. Mitchell went to the air and found a sliding Scotland for 16 yards and the Bucs pushed forward to the Coastal 11 before a holding penalty set them back into 2nd-and-18 with less than a minute left. Mitchell coolly hooked up with Saire Davis to make it a more manageable third down and then rumbled across the goal line from ten yards out, providing a 45-42 CSU lead with just 42 seconds left.

Coastal was not done, rolling 54 yards on seven plays to set up Granger's 35-yard game-tying field goal on the final play of regulation. Henderson caught two first down passes to start the drive and Devin Brown got open for a 22-yard catch to move the Chanticleers into field goal range.

## >>SCORING SUMMARY

Team	Qtr	Time	Scoring Play	Conversion	Plays	TOP	Score
Coastal	1	11:03	HENDERSON 1 yd run	(GRANGER kick)	10-75	3:57	CSU 0 - CCU 7
Coastal	1	7:59	HENDERSON 1 yd pass from KEANE	(GRANGER kick)	2-2	0:40	CSU 0 - CCU 14
CSU	1	4:42	HOLLOWAY 42 yd run	(TEKAC kick)	7-63	3:09	CSU 7 - CCU 14
Coastal	1	2:16	HENDERSON 36 yd run	(GRANGER kick)	6-69	2:23	CSU 7 - CCU 21
CSU	2	13:29	KORN 12 yd pass from BUCENELL	(TEKAC kick)	9-75	3:47	CSU 14 - CCU 21
CSU	2	9:39	TEKAC 37 yd field goal		7-32	3:34	CSU 17 - CCU 21
CSU	2	0:42	HATTEN 11 yd pass from BUCENELL	(TEKAC kick failed)	10-65	4:00	CSU 23 - CCU 21
Coastal	3	11:39	WHITE 0 yd fumble recovery	(Williams pass from Williams)			CSU 23 - CCU 29
CSU	3	7:19	HAMMOND 27 yd run	(TEKAC kick)	8-50	4:08	CSU 30 - CCU 29
Coastal	3	5:54	HENDERSON 47 yd run	(KEANE pass failed)	3-69	1:13	CSU 30 - CCU 35
CSU	4	9:32	MITCHELL 10 yd run	(HOLLOWAY rush)	14-64	7:34	CSU 38 - CCU 35
Coastal	4	8:17	BRADSHAW 19 yd pass from JONES	(GRANGER kick)	3-73	1:07	CSU 38 - CCU 42
CSU	4	0:42	MITCHELL 13 yd run	(TEKAC kick)	13-70	7:29	CSU 45 - CCU 42
Coastal	4	0:00	GRANGER 35 yd field goal			0:42	CSU 45 - CCU 45
Coastal	OT		MAPP 15 yd pass from KEANE	(GRANGER kick)			CSU 45 - CCU 52
CSU	OT		KORN 24 yd pass from BUCENELL	(TEKAC kick)			CSU 52 - CCU 52
CSU	OT		SCOTLAND 15 yd pass from BUCENELL	(TEKAC kick)			CSU 59 - CCU 52
Coastal	OT		DANIELS 2 yd run	(GRANGER kick blocked)			CSU 59 - CCU 58

## BREAKDOWN

### >>CHARLESTON SOUTHERN

Rushing	Att	Yds	TD	Long	Avg
M. Holloway	22	140	1	42	6.4
D. Hammond	15	83	1	27	5.5
R. Mitchell	11	69	2	13	6.3
S. Bucenell	13	13	0	8	1.0
K. Fraise	1	5	0	5	5.0
G. Wall	1	3	0	3	3.0
B. Robinson	1	3	0	3	3.0

Passing	C-A-I	Yds	TD	Long	Sack
S. Bucenell	9-15-0	149	1	17	2
R. Mitchell	3-8-0	32	0	16	0

Receiving	No.	Yds	TD	Long	Avg
J. Scotland	4	62	1	17	15.5
K. Brown	2	47	0	33	23.5
C. Korn	2	36	2	24	18.0
T. Hatten	1	11	1	11	11.0
D. Hammond	1	9	0	9	9.0
M. Holloway	1	8	0	8	8.0
S. Davis	1	8	0	8	8.0

### >>COASTAL CAROLINA

Rushing	Att	Yds	TD	Long	Avg
D. Henderson	18	164	3	47	9.1
G. Bradshaw	2	48	0	45	24.0
T. Keane	8	20	0	12	2.5
O. Abercrombie	3	13	0	6	4.3
K. Daniels	1	2	0	2	2.0

Passing	C-A-I	Yds	TD	Long	Sack
T. Keane	14-21-1	149	2	22	2
C. Jones	1-1-0	19	1	19	0

Receiving	No.	Yds	TD	Long	Avg
D. Henderson	5	44	1	16	8.8
D. Brown	3	44	0	22	14.6
B. Mapp	2	30	1	15	15.0
G. Bradshaw	2	24	1	19	12.0
A.J. Sattinger	2	22	0	15	11.0
C. Jones	1	4	0	4	4.0

**Game 6**

<b>PRESBYTERIAN</b>	<b>0</b>	<b>3</b>	<b>0</b>	<b>0</b>	<b>-</b>	<b>3</b>
<b>CHARLESTON SO.</b>	<b>0</b>	<b>21</b>	<b>14</b>	<b>3</b>	<b>-</b>	<b>38</b>

Oct. 22 | Buccaneer Field | Charleston, SC. | 6:00 p.m. | Attendance: 5,375



**BREAKDOWN**

	PC	CSU
FIRST DOWNS	4	24
Rushing	1	13
Passing	3	10
Penalty	0	1
NET YARDS RUSHING	28	343
Rushing Attempts	21	44
Average Per Rush	1.3	7.8
Rushing Touchdowns	0	5
Yards Gained Rushing	38	363
Yards Lost Rushing	10	20
NET YARDS PASSING	74	164
Completions-Attempts-Int	14-22-1	14-20-1
Average Per Attempt	3.4	8.2
Average Per Completion	5.3	11.7
Passing Touchdowns	0	0
TOTAL OFFENSE YARDS	102	507
Total offense plays	43	64
Average Gain Per Play	2.4	7.9
Fumbles: Number-Lost	0-0	2-1
Penalties: Number-Yards	4-30	6-55
PUNTS-YARDS	8-350	2-104
Average Yards Per Punt	43.8	52.0
Net Yards Per Punt	42.0	52.0
Inside 20	2	1
50+ Yards	0	1
Touchbacks	0	0
Fair catch	1	0
KICKOFFS-YARDS	2-121	7-407
Average Yards Per Kickoff	60.5	58.1
Net Yards Per Kickoff	35.5	42.1
Touchbacks	1	0
Punt returns: No-Yds-TD	0-0-0	3-14-0
Average Per Return	0.0	4.7
Kickoff returns: No-Yds-TD	7-112-0	1-25-0
Average Per Return	16.0	25.0
Interceptions: No-Yds-TD	1-0-0	1-0-0
Fumble Returns: No-Yds-TD	0-0-0	0-0-0
Miscellaneous Yards	0	0
Possession Time	24:10	35:50
1st Quarter	6:39	8:21
2nd Quarter	7:21	7:39
3rd Quarter	5:34	9:26
4th Quarter	4:36	10:24
Third-Down Conversions	3 of 13	5 of 10
Fourth-Down Conversions	0 of 1	0 of 1
Red-Zone Scores-Chances	1-1	4-5
Touchdowns	0-1	3-5
Field goals	1-1	1-5
Sacks By: Number-Yards	0-0	1-2
PAT Kicks	0-0	5-5
Field Goals	1-1	1-1
Points Off Turnovers	3	7

**Complete effort propels CSU past Presbyterian, 38-3**

CHARLESTON, S.C. - Charleston Southern returned from a three week layoff from game action with a vengeance, dominating on both sides of the football to register a 38-3 win over Presbyterian on Saturday at Buccaneer Field.

CSU (4-2, 2-0 Big South) outgained Presbyterian (2-5, 1-2 Big South) by 405 yards and did not allow a first down in the second half. PC's 102 yards are the fewest CSU has ever allowed to an FCS opponent. Offensively, the Bucs churned out 343 yards rushing at nearly eight yards per carry to get the better of a Blue Hose defense that stymied them in the last two matchups.

CSU blew the game open with two touchdowns in a 1:42 span late in the second quarter. Mike Holloway scored on a one-yard plunge to give the Bucs' a 14-3 edge with 3:12 left in the period. The score was set up by strikes of 19, 21 and 16 yards from Shane Bucenell, who was a perfect 9-of-9 for 111 yards in the first half. Bucenell would finish 13-of-14 for 156 yards in just his third career start. Following a PC three-and-out, Robert Mitchell sprinted for a 78-yard touchdown on a quarterback keeper to push CSU's halftime advantage to 21-3. Mitchell cut back on an option play and showed off impressive breakaway speed on the Bucs' longest run of the season.

The Bucs kept the momentum rolling with a 10-play, 76-yard touchdown drive to start the third quarter. First down passes to Holloway, Colton Korn and Kameron Brown powered the series before Bucenell scampered 11 yards into the end zone to forge a 28-3 lead.

Mitchell re-entered on the ensuing possession, following another forced three-and-out by the Blue Swarm, to continue the onslaught. Holloway and Darius Hammond got the drive moving with runs of 15 and 22 yards before Mitchell covered the final 31 yard himself. Mitchell crossed the goal line from eight yards out on the final leg of that drive to push the lead to 35-3.

Nikolay Timoschuk paced CSU with seven tackles. Corbin Jackson and Zane Cruz each had five, while Seth Harrelson notched two tackles for loss while making his second career start.

CSU cornerback Troy McGowens' eighth career interception was the highlight of a scoreless opening quarter. PC quarterback John Walker aired a pass deep down the right sideline for Daryl Wilson but McGowens leapt up in front of him to bring in a pick at the CSU three-yard line.

McGowens' interception led to the game's first points, courtesy of a methodical 12-play, 97-yard touchdown drive that chewed up 6:50. Bucenell hit a lunging Colton Korn over the middle for 20 yards on a 3rd-and-7 play to move CSU near midfield. Bucenell converted another third down by finding Holloway in the flat and added a nine-yard first down completion to classmate Qua-Vonn Scott. Ben Robinson took it from there, bursting 25 yards up the middle for his third touchdown of the campaign.

Mitchell required just six carries to total a team-high 113 yards in an effort that saw ten different players log carries. Redshirt freshman London Johnson earned playing time in the fourth quarter and sparked a pair of sustained drives, the second of which ended in a Jacob Smoak 26-yard field goal. Six players caught passes, led by Korn's four grabs for 60 yards.

**>>SCORING SUMMARY**

Team	Qtr	Time	Scoring Play	Conversion	Plays	TOP	Score
CSU	2	14:23	ROBINSON 25 yd run	(TEKAC kick)	12-97	6:50	PC 0 - CSU 7
PC	2	11:32	NORTON 33 yd field goal		4-4	1:29	PC 3 - CSU 7
CSU	2	3:12	HOLLOWAY 1 yd run	(TEKAC kick)	7-64	3:38	PC 3 - CSU 14
CSU	2	1:30	MITCHELL 78 yd run	(TEKAC kick)	2-73	0:57	PC 3 - CSU 21
CSU	3	9:22	BUCENELL 11 yd run	(TEKAC kick)	10-76	5:25	PC 3 - CSU 28
CSU	3	4:20	MITCHELL 8 yd run	(TEKAC kick)	5-68	2:45	PC 3 - CSU 35
CSU	4	2:53	SMAOK 26 yd field goal		7-58	3:30	PC 3 - CSU 38

**BREAKDOWN**

**>>CHARLESTON SOUTHERN**

Rushing	Att	Yds	TD	Long	Avg
R. Mitchell	6	113	2	7	18.8
L. Johnson	4	64	0	27	16.0
B. Robinson	5	53	1	25	10.6
D. Hammond	7	51	0	22	7.3
M. Holloway	7	27	1	15	3.9
S. Bucenell	7	17	1	11	2.4
C. Hamilton	3	13	0	10	4.3
A. Talbott	1	4	0	4	4.0
<b>Passing</b>	<b>C-A-I</b>	<b>Yds</b>	<b>TD</b>	<b>Long</b>	<b>Sack</b>
S. Bucenell	13-14-0	156	0	21	0
L. Johnson	1-4-0	8	0	8	0
R. Mitchell	0-2-1	0	0	0	0
<b>Receiving</b>	<b>No.</b>	<b>Yds</b>	<b>TD</b>	<b>Long</b>	<b>Avg</b>
C. Korn	4	60	0	20	15.0
M. Holloway	4	36	0	13	9.0
K. Brown	2	32	0	21	16.0
Q. Scott	2	12	0	9	6.0
G. Wall	1	16	0	16	16.0
B. Robinson	1	8	0	8	8.0

**>>PRESBYTERIAN**

Rushing	Att	Yds	TD	Long	Avg
D. Bridges	13	23	0	9	1.8
J. Walker	2	3	0	5	1.5
Z. Davis	1	2	0	2	2.0
G. Wilson	4	2	0	2	0.5
D. Davis	1	-2	0	0	-2.0
<b>Passing</b>	<b>C-A-I</b>	<b>Yds</b>	<b>TD</b>	<b>Long</b>	<b>Sack</b>
J. Walker	14-22-1	74	0	23	1
<b>Receiving</b>	<b>No.</b>	<b>Yds</b>	<b>TD</b>	<b>Long</b>	<b>Avg</b>
D. Watson	3	4	0	4	1.3
J. Purter	2	37	0	23	18.5
S. Harvey	2	8	0	6	4.0
D. Davis	2	7	0	6	3.5
D. Bridges	2	3	0	7	1.5
H. Sanders	1	7	0	7	7.0
C. Frazier	1	2	0	2	2.0
Z. Davis	1	1	0	1	1.0



# 2016 REVIEW

## Game 7

<b>BUCKNELL</b>	<b>7</b>	<b>7</b>	<b>7</b>	<b>7</b>	<b>-</b>	<b>28</b>
<b>CHARLESTON SO.</b>	<b>7</b>	<b>14</b>	<b>21</b>	<b>7</b>	<b>-</b>	<b>49</b>

Oct. 29 | Buccaneer Field | Charleston, SC. | 11:45 a.m. | Attendance: 2,356



## BREAKDOWN

	Bucknell	CSU
FIRST DOWNS	18	24
Rushing	5	16
Passing	9	8
Penalty	4	0
NET YARDS RUSHING	71	294
Rushing Attempts	37	44
Average Per Rush	1.9	6.7
Rushing Touchdowns	2	3
Yards Gained Rushing	102	303
Yards Lost Rushing	31	9
NET YARDS PASSING	171	254
Completions-Attempts-Int	21-36-1	13-21-2
Average Per Attempt	4.8	12.1
Average Per Completion	8.1	19.5
Passing Touchdowns	2	4
TOTAL OFFENSE YARDS	242	548
Total offense plays	73	65
Average Gain Per Play	3.3	8.4
Fumbles: Number-Lost	1-1	1-1
Penalties: Number-Yards	1-5	15-131
PUNTS-YARDS	6-262	2-61
Average Yards Per Punt	43.7	30.5
Net Yards Per Punt	40.7	30.5
Inside 20	2	0
50+ Yards	1	0
Touchbacks	1	0
Fair catch	1	0
KICKOFFS-YARDS	5-301	8-480
Average Yards Per Kickoff	60.2	60.0
Net Yards Per Kickoff	35.8	37.6
Touchbacks	0	0
Punt returns: No-Yds-TD	0-0-0	0-(-2)-0
Average Per Return	0.0	-2.0
Kickoff returns: No-Yds-TD	8-179-0	4-122-0
Average Per Return	22.4	30.5
Interceptions: No-Yds-TD	2-28-0	1-38-0
Fumble Returns: No-Yds-TD	0-0-0	0-0-0
Miscellaneous Yards	0	0
Possession Time	31:09	28:51
1st Quarter	10:58	4:02
2nd Quarter	4:06	10:54
3rd Quarter	4:24	10:36
4th Quarter	11:41	3:19
Third-Down Conversions	10 of 18	8 of 10
Fourth-Down Conversions	2 of 2	0 of 0
Red-Zone Scores-Chances	4-4	4-4
Touchdowns	4-4	4-4
Field goals	0-4	0-4
Sacks By: Number-Yards	0-0	3-21
PAT Kicks	4-4	7-7
Field Goals	0-0	0-0
Points Off Turnovers	14	7

## Bucs coast by Bucknell, 49-28, for fourth straight win

CHARLESTON, S.C. - Charleston Southern rolled up a season-high 548 yards of offense and limited Bucknell defensively for much of the day to post a 49-28 win on Saturday at Buccaneer Field.

CSU (5-2, 2-0 Big South) largely cruised to a fourth consecutive victory and tenth straight home triumph behind the play of its two redshirt freshman quarterbacks. Shane Bucenell threw for 172 yards and three first half touchdowns, while London Johnson ran for 80 yards and two scores and added a 32-yard touchdown strike to Saire Davis. Davis and another redshirt freshman, Kameron Brown, hauled in two touchdown passes apiece. Mike Holloway paced the Bucs' ground game with 105 yards, marking his fourth 100-yard effort of the year.

The Bucs' defense, meanwhile, made Bucknell (3-5, 2-1 Patriot League) one dimensional. The Bison rushed for just 71 yards and less than two yards per carry and couldn't push the ball downfield in the passing game.

CSU outgained Bucknell by 170 yards in the first half but led by only 21-14 at halftime due to an interception shortly before the break. The Bison's Connor Golden picked off Bucenell and returned it to the CSU 40-yard line with 1:25 left. R.J. Nitti's 35-yard pass to Kyle Kinner then set up a short touchdown throw to whittle the Bucs' advantage to seven.

The Bucs pushed their edge back to 14 with a 12-play, 65-yard touchdown drive out of the locker room. Bucenell piloted much of the march before Johnson stepped in and ripped off three straight runs, with the last taking him over the goal line from five yards out. Bucknell recovered a fumble option pitch at the CSU two-yard line two series later, narrowing its deficit to 28-21 courtesy of Chad Freshnock's touchdown run.

CSU rattled off two touchdown drives and forced a Bucknell three-and-out in between to put the game away over the remainder of the third quarter. Johnson ran for two first downs before lofting a perfect pass to Davis in the end zone to give the Bucs a 35-21 lead. After a defensive stop, Johnson rolled to his right and found Colton Korn for a 43-yard gain to the Bucknell 20. Two plays later, Johnson dashed 20 yards down the right sideline to up CSU's cushion to 42-21 with 34 seconds remaining.

Bucknell clawed back within two touchdowns and had an opportunity to mount a drive and make things interesting midway through the fourth. Zane Cruz stepped in front of a Nitti pass for an interception, however, and returned it to the one-yard line. Holloway then scored for the second time of the day and ninth time this year to account for the final 49-28 margin.

Bucknell set the tone at the contest's outset, traveling 66 yards over nine plays to move ahead just 3:21 into play. Nitti hit Jack Horan for a ten-yard touchdown to finish off a methodical drive anchored by the Bison's big offensive line.

CSU was undeterred behind Bucenell, who made a host of accurate throws in the first half for the second straight week. Bucenell connected with Davis for a 59-yard touchdown to even the score and added hookups of 27 and 13 yards to Brown to up CSU's lead to 21-7.

## >>SCORING SUMMARY

Team	Qtr	Time	Scoring Play	Conversion	Plays	TOP	Score
Bucknell	1	11:39	HORAN 10 yd pass from NITTI	(BURDICK kick)	9-66	3:21	Bucknell 7 - CSU 0
CSU	1	10:25	DAVIS 59 yd pass from BUCENELL	(TEKAC kick)	4-74	1:08	Bucknell 7 - CSU 7
CSU	2	9:50	BROWN 27 yd pass from BUCENELL	(TEKAC kick)	12-99	5:52	Bucknell 7 - CSU 14
CSU	2	2:26	BROWN 13 yd pass from BUCENELL	(TEKAC kick)	9-80	4:22	Bucknell 7 - CSU 21
Bucknell	2	0:56	OWERS 3 yd pass from NITTI	(BURDICK kick)	5-40	0:29	Bucknell 14 - CSU 21
CSU	3	10:17	JOHNSON 5 yd run	(TEKAC kick)	12-65	4:43	Bucknell 14 - CSU 28
Bucknell	3	7:27	FRESHNOCK 2 yd run	(BURDICK kick)	1-2	0:06	Bucknell 21 - CSU 28
CSU	3	4:16	DAVIS 32 yd pass from JOHNSON	(TEKAC kick)	6-75	3:03	Bucknell 21 - CSU 35
CSU	3	0:34	JOHNSON 20 yd run	(TEKAC kick)	5-67	2:36	Bucknell 21 - CSU 42
Bucknell	4	9:17	FRESHNOCK 1 yd run	(BURDICK kick)	13-69	6:11	Bucknell 28 - CSU 42
CSU	4	5:12	HOLLOWAY 1 yd run	(TEKAC kick)	1-1	0:04	Bucknell 28 - CSU 49

## BREAKDOWN

### >>CHARLESTON SOUTHERN

Rushing	Att	Yds	TD	Long	Avg
M. Holloway	11	105	1	27	9.5
L. Johnson	11	80	2	22	7.3
S. Bucenell	9	66	0	15	7.3
D. Hammond	9	43	0	8	4.8
R. Harris	1	2	0	2	2.0
G. Wall	1	1	0	1	1.0
B. Robinson	1	0	0	0	0.0
C. Hamilton	1	-3	0	0	-3.0

### >>BUCKNELL

Rushing	Att	Yds	TD	Long	Avg
J. DeFloria	16	48	0	11	3.0
C. Freshnock	16	37	2	7	2.3
J. Chiarolanzio	1	-5	0	0	-5.0
R.J. Nitti	4	-9	0	6	-2.2

Passing	C-A-I	Yds	TD	Long	Sack
R.J. Nitti	18-29-1	154	2	35	2
J. Chiarolanzio	3-7-0	17	0	7	1

### Passing

C-A-I	Yds	TD	Long	Sack	
S. Bucenell	9-16-1	172	3	59	0
L. Johnson	4-5-1	82	1	43	0

### Receiving

No.	Yds	TD	Long	Avg	
A. Podbielski	5	21	0	10	4.2
K. Kinner	4	64	0	35	16.0
J. Bethea	3	25	0	13	8.3
A. Owens	3	19	1	8	6.3
J. DeFloria	3	8	0	10	2.6
J. Horan	2	25	1	15	12.5
C. Freshnock	1	9	0	9	9.0

### Receiving

No.	Yds	TD	Long	Avg	
K. Brown	5	67	2	27	13.4
S. Davis	3	99	2	59	33
M. Holloway	3	28	0	21	9.3
C. Korn	2	60	0	43	30.0

**Game 8**

<b>GARDNER-WEBB</b>	<b>0</b>	<b>0</b>	<b>7</b>	<b>10</b>	<b>-</b>	<b>17</b>
<b>CHARLESTON SO.</b>	<b>7</b>	<b>0</b>	<b>0</b>	<b>3</b>	<b>-</b>	<b>10</b>

Oct. 22 | Buccaneer Field | Charleston, SC. | 12:06 p.m. | Attendance: 1,603



**BREAKDOWN**

	GWU	CSU
FIRST DOWNS	21	14
Rushing	13	10
Passing	8	4
Penalty	0	0
NET YARDS RUSHING	235	168
Rushing Attempts	44	41
Average Per Rush	5.3	4.1
Rushing Touchdowns	1	0
Yards Gained Rushing	263	189
Yards Lost Rushing	28	21
NET YARDS PASSING	195	144
Completions-Attempts-Int	21-30-1	6-16-1
Average Per Attempt	6.5	9.0
Average Per Completion	9.3	24.0
Passing Touchdowns	1	1
TOTAL OFFENSE YARDS	430	312
Total offense plays	74	57
Average Gain Per Play	5.8	5.5
Fumbles: Number-Lost	3-1	0-0
Penalties: Number-Yards	4-35	2-10
PUNTS-YARDS	6-197	7-254
Average Yards Per Punt	32.8	36.3
Net Yards Per Punt	29.5	33.1
Inside 20	1	2
50+ Yards	0	1
Touchbacks	1	1
Fair catch	0	3
KICKOFFS-YARDS	4-230	3-176
Average Yards Per Kickoff	57.5	58.7
Net Yards Per Kickoff	36.8	42.0
Touchbacks	0	0
Punt returns: No-Yds-TD	1-2-0	0-0-0
Average Per Return	2.0	0.0
Kickoff returns: No-Yds-TD	3-50-0	3-83-0
Average Per Return	16.7	27.7
Interceptions: No-Yds-TD	1-0-0	1-21-0
Fumble Returns: No-Yds-TD	0-0-0	0-0-0
Miscellaneous Yards	0	0
Possession Time	30:41	29:19
1st Quarter	8:03	6:57
2nd Quarter	5:46	9:14
3rd Quarter	7:58	7:02
4th Quarter	8:54	6:06
Third-Down Conversions	8 of 15	4 of 13
Fourth-Down Conversions	0 of 0	0 of 0
Red-Zone Scores-Chances	1-1	1-3
Touchdowns	1-1	0-3
Field goals	0-1	1-3
Sacks By: Number-Yards	4-18	2-18
PAT Kicks	2-2	1-1
Field Goals	1-1	1-2
Points Off Turnovers	0	3

**Bucs edged by Gardner-Webb, 17-10**

CHARLESTON, S.C. - Gardner-Webb mounted an 85-yard touchdown drive to take the lead with 27 seconds left and held off Charleston Southern's last gasp final drive for a 17-10 win on Saturday at Buccaneer Field. The loss snaps CSU's 11-game Big South Conference winning streak and ten-game home winning streak.

Gardner-Webb (4-6, 2-2 Big South) moved in front on Tyrell Maxwell's one-yard touchdown pass to tight end Mike Estes. Maxwell scampered for gains of 15 and 26 yards on consecutive snaps to set up the winning score. The plays capped a monster effort from the Runnin' Bulldogs junior quarterback as he accounted for 360 of their 430 total yards.

CSU (5-3, 2-1 Big South) gave itself a chance to tie the game and force overtime on the ensuing possession as Robert Mitchell fired a 55-yard strike to Larry Jones, III. The Bucs had two shots at the end zone from the Gardner-Webb 16 but a dropped pass and an interception by Jaylan Foster sealed the final outcome.

CSU started strong, marching 70 yards in five plays to take a 7-0 lead on Shane Bucenell's 25-yard touchdown pass to Colton Korn 2:34 into play. The Bucs were then held off the scoreboard, though, until Tyler Tekac booted a 38-yard field goal for a 10-7 advantage early in the fourth quarter. A fumble recovery by senior linebacker Seth Harrelson at midfield led to the go-ahead score.

Maxwell was mostly hemmed in by the Bucs' Blue Swarm defense in the first half but made a bevy of plays after halftime. GWU converted 6-of-9 third down tries over the final 30 minutes mostly due to Maxwell's ability to freelance. He posted 144 of his 165 rushing yards in the second half. Maxwell was also 12-of-14 for 97 yards through the air following intermission. A 27-yard connection down the seam to Estes moved the ball into CSU territory on GWU's game-winning march.

Maxwell broke free for a 52-yard touchdown run to tie the game at 7-7 near the midway mark of the third quarter. The Bucs had frustrated Maxwell and the Runnin' Bulldog attack, holding them to 110 yards, in a 34-0 shutout last October in Boiling Springs.

Offensively, CSU moved the ball at times but could never get fully in gear. The Bucs missed an opportunity to extend their edge in the second quarter when Tekac misfired on a 32-yard field goal try. Bucenell hooked up with Kameron Brown for a 33 yards to key that drive. Brown finished with two catches for 59 yards, while Mike Holloway led CSU's ground game with 70 yards on 13 carries.

Solomon Brown paced the Bucs' defense with nine tackles and added a forced fumble. Anthony Ellis and Lorenzo Mathis each notched sacks. Harrelson recorded two tackles-for-loss to go along with his fumble recovery.

**>>SCORING SUMMARY**

Team	Qtr	Time	Scoring Play	Conversion	Plays	TOP	Score
CSU	1	12:26	KORN 25 yd pass from BUCENELL	(TEKAC kick)	5-70	2:34	GWU 0 - CSU 7
GWU	3	7:41	MAXWELL 52 yd run	(SCHUMACHER kick)	6-90	2:42	GWU 7 - CSU 7
CSU	4	13:11	TEKAC 38 yd field goal		8-29	4:01	GWU 7 - CSU 10
GWU	4	3:26	SCHUMACHER 39 yd field goal		13-50	5:02	GWU 10 - CSU 10
GWU	4	0:27	ESTES 1 yd pass from MAXWELL	(SCHUMACHER kick)	18-85	1:15	GWU 17 - CSU 10

**BREAKDOWN**

**>>CHARLESTON SOUTHERN**

Rushing	Att	Yds	TD	Long	Avg
M. Holloway	13	70	0	10	5.4
D. Hammond	10	46	0	8	4.6
B. Robinson	4	26	0	20	6.5
R. Mitchell	2	13	0	10	6.5
G. Wall	1	13	0	13	13.0
S. Bucenell	11	0	0	7	0.0

**>>GARDNER-WEBB**

Rushing	Att	Yds	TD	Long	Avg
T. Maxwell	23	165	1	52	7.2
J. Cagle	15	50	0	14	3.3
E. Perry	1	15	0	15	15.0
J. Blackmon	3	3	0	2	1.0
B. Rollins	1	3	0	3	3.0

**Passing**

C-A-I	Yds	TD	Long	Sack	
S. Bucenell	5-13-0	89	1	33	4
R. Mitchell	1-3-1	55	0	55	0

**Passing**

C-A-I	Yds	TD	Long	Sack	
T. Maxwell	21-29-1	195	1	27	2
J. Blackmon	0-1-0	0	0	0	0

**Receiving**

No.	Yds	TD	Long	Avg	
K. Brown	2	59	0	33	29.5
L. Jones III	1	55	0	55	55.0
C. Korn	1	25	1	25	25.0
D. Hammond	1	3	0	3	3.0
M. Holloway	1	2	0	2	2.0

**Receiving**

No.	Yds	TD	Long	Avg	
M. Estes	6	70	1	27	11.6
J. Cagle	5	16	0	9	3.2
J. Henderson	3	38	0	19	12.6
A. Lee	3	33	0	20	11.0
W. Jackson IV	1	19	0	19	19.0
E. Perry	1	8	0	8	8.0
J. Blackmon	1	6	0	6	6.0
K. Horton	1	5	0	5	5.0



# 2016 REVIEW

## Game 9

<b>CHARLESTON SO.</b>	<b>7</b>	<b>24</b>	<b>7</b>	<b>10</b>	<b>-</b>	<b>48</b>
<b>LIBERTY</b>	<b>6</b>	<b>0</b>	<b>6</b>	<b>14</b>	<b>-</b>	<b>26</b>

Nov. 12 | Williams Stadium | Lynchburg, Va. | 3:34 p.m. | Attendance: 21,712



## BREAKDOWN

	CSU	LU
FIRST DOWNS	21	14
Rushing	13	5
Passing	8	8
Penalty	0	1
NET YARDS RUSHING	344	70
Rushing Attempts	46	34
Average Per Rush	7.5	2.1
Rushing Touchdowns	3	0
Yards Gained Rushing	369	103
Yards Lost Rushing	25	33
NET YARDS PASSING	170	261
Completions-Attempts-Int	10-22-3	15-36-1
Average Per Attempt	7.7	7.2
Average Per Completion	17.0	17.4
Passing Touchdowns	3	3
TOTAL OFFENSE YARDS	514	331
Total offense plays	68	70
Average Gain Per Play	7.6	4.7
Fumbles: Number-Lost	1-0	1-1
Penalties: Number-Yards	4-40	3-23
PUNTS-YARDS	4-145	8-302
Average Yards Per Punt	36.2	37.8
Net Yards Per Punt	34.8	32.2
Inside 20	0	1
50+ Yards	0	0
Touchbacks	0	0
Fair catch	0	2
KICKOFFS-YARDS	9-520	6-367
Average Yards Per Kickoff	57.8	61.2
Net Yards Per Kickoff	40.0	32.2
Touchbacks	1	2
Punt returns: No-Yds-TD	5-44-0	1-6-0
Average Per Return	8.8	6.0
Kickoff returns: No-Yds-TD	4-124-0	8-135-0
Average Per Return	31.0	16.9
Interceptions: No-Yds-TD	1-0-0	3-26-0
Fumble Returns: No-Yds-TD	0-0-0	0-0-0
Miscellaneous Yards	0	0
Possession Time	32:34	27:26
1st Quarter	7:16	7:44
2nd Quarter	10:06	4:54
3rd Quarter	8:55	6:05
4th Quarter	6:17	8:43
Third-Down Conversions	4 of 14	5 of 18
Fourth-Down Conversions	1 of 1	2 of 2
Red-Zone Scores-Chances	5-5	2-2
Touchdowns	3-5	1-2
Field goals	2-5	1-2
Sacks By: Number-Yards	5-25	2-11
PAT Kicks	6-6	2-2
Field Goals	2-2	2-2
Points Off Turnovers	7	3

## Back in the driver's seat: Bucs top #24/25 Liberty, 48-26

LYNCHBURG, Va. - Charleston Southern kept its Big South title aspirations alive with a 48-26 win over #24/25 Liberty on Saturday afternoon at Williams Stadium.

The Buccaneers (6-3, 3-1) outgained the Flames (6-4, 4-1) 514-331 and topped 300 yards rushing for the fourth time this season in the win. Shane Bucenell shook off a pair of first half interceptions to record 235 total yards and four touchdowns (three passing, one rushing) as the Bucs came out of the gates displaying emotion and intensity that was missing in their previous outing.

CSU overcame three first half interceptions to hold the 31-6 lead at the half. Bucenell connected on touchdown passes to Kameron Brown, Travay Hatten, and Mike Holloway over the first 30 minutes, while Ben Robinson added a 28-yard touchdown run to pace the Bucs to a quick start offensively. Defensively, the Bucs allowed 78 yards in the first half and limited Liberty to three points off the CSU turnovers.

Mike Holloway led CSU's rushing attack with his fifth 100-yard effort of the season. Holloway picked up 107 yards on nine carries and was aided by a 76-yard carry midway through the fourth quarter setting up a Tyler Tekac 28 yard field goal. The Bucs rushed for 344 yards in the contest with Robinson (six carries, 71 yards, one touchdown), Bucenell (11 carries, 65 yards, one touchdown), and Robert Mitchell all finding the end zone on the ground.

Through the air, Bucenell was 10-for-16 for 170 yards and three touchdowns. Bucenell connected with Hatten from 11 yards out on an out-and-under route to put the Bucs on the board in the first quarter. He added second quarter touchdown passes to Holloway (28 yards) and Brown (45 yards) for his third multi-touchdown game of the season.

Defensively the Bucs as a unit were in the backfield a majority of the game as CSU forced Liberty freshman quarterback Stephen Calvert to a 15-for-36 passing night. Calvert was sacked by five different Buccaneers and CSU recorded eight tackles for loss led by Anthony Ellis' 3.5 in the game. Calvert threw for 261 yards with 148 coming in the fourth quarter after the outcome had been decided.

Darius Hammond swung the momentum in CSU's favor with his first long return of the night. Hammond caught the kickoff at the goal line and broke several tackles on his way up the right sideline before getting shoved out of bounds at the Liberty 17. The 83-yard return was CSU's longest of the season. The drive resulted in a 38-yard field goal from Tyler Tekac to give the Bucs the 10-6 lead.

CSU scored touchdowns on each of its next three possessions to take the 31-6 lead into the half. Robinson capped off a six-play, 75-yard drive with a 28 yard carry up the middle for the first score. Bucenell found Holloway on a slant pattern from 20 yards out to end a seven-play, 54 yard on CSU's next possession. Following a Shadarius Hopkins interception, Bucenell connected with Brown on a deep post over the middle with Brown jumping over the Liberty defensive back to haul in the 45-yard touchdown pass to cap the first half scoring.

CSU added a Bucenell 57-yard touchdown run, a Robert Mitchell one-yard touchdown run and a Tekac 28 yard field goal to cap the Bucs' scoring. Calvert connected on late touchdowns to Kendall Couamin, B.J. Farrow, and Dante' Shells to bring the final margin to 48-26.

## >>SCORING SUMMARY

Team	Qtr	Time	Scoring Play	Conversion	Plays	TOP	Score
LU	1	12:55	PROBERT 32 yd field goal		4-(-1)	1:15	CSU 0 - LU 3
CSU	1	6:47	HATTEN 11 yd pass from BUCENELL	(TEKAC kick)	7-67	3:10	CSU 7 - LU 3
LU	1	1:17	PROBERT 39 yd field goal		13-51	5:23	CSU 7 - LU 6
CSU	2	14:49	TEKAC 38 yd field goal		4-(-3)	1:14	CSU 10 - LU 6
CSU	2	10:47	ROBINSON 28 yd run	(TEKAC kick)	6-75	2:57	CSU 17 - LU 6
CSU	2	6:30	HOLLOWAY 20 yd pass from BUCENELL	(TEKAC kick)	7-54	3:46	CSU 24 - LU 6
CSU	2	5:20	BROWN 45 yd pass from BUCENELL	(TEKAC kick)	1-45	0:12	CSU 31 - LU 6
CSU	3	13:55	BUCENELL 57 yd run	(TEKAC kick)	1-57	0:11	CSU 38 - LU 6
LU	3	5:47	COUAMIN 65 yd pass from CALVERT	(CALVERT pass failed)	3-71	1:22	CSU 38 - LU 12
CSU	4	14:55	MITCHELL 1 yd run	(TEKAC kick)	11-75	5:51	CSU 45 - LU 12
LU	4	10:21	FARROW 8 yd pass from CALVERT	(PROBERT kick)	10-75	4:34	CSU 45 - LU 19
CSU	4	7:33	TEKAC 28 yd field goal		5-76	2:44	CSU 48 - LU 19
LU	4	1:30	SHELLS 48 yd pass from CALVERT	(PROBERT kick)	3-47	0:26	CSU 48 - LU 26

## BREAKDOWN

### >>CHARLESTON SOUTHERN

Rushing	Att	Yds	TD	Long	Avg
M. Holloway	9	107	0	76	11.9
B. Robinson	6	71	1	28	11.8
S. Bucenell	11	65	1	57	5.9
R. Mitchell	6	39	0	23	4.9
D. Hammond	8	39	0	23	4.9
G. Wall	1	23	0	23	23.0
R. Harris	1	4	0	4	4.0
C. Hamilton	1	-2	0	5	-2.0
<b>Passing</b>	<b>C-A-I</b>	<b>Yds</b>	<b>TD</b>	<b>Long</b>	<b>Sack</b>
S. Bucenell	10-16-2	170	3	45	2
R. Mitchell	0-5-1	0	0	0	0
L. Johnson	0-1-0	0	0	0	0

### >>LIBERTY

Rushing	Att	Yds	TD	Long	Avg
C. Mosley	12	59	0	11	4.9
F. Hickson	6	21	0	6	3.5
T. Macon	7	2	0	2	0.3
S. Calvert	9	-12	0	6	-1.3
<b>Passing</b>	<b>C-A-I</b>	<b>Yds</b>	<b>TD</b>	<b>Long</b>	<b>Sack</b>
S. Calvert	15-36-1	261	3	65	5
<b>Receiving</b>	<b>No.</b>	<b>Yds</b>	<b>TD</b>	<b>Long</b>	<b>Avg</b>
D. Shells	4	66	1	48	16.5
B.J. Farrow	4	43	1	16	10.7
K. Couamin	3	93	1	65	31
A. Gandy-Golden	2	43	0	31	21.5
F. Hickson	2	16	0	9	8.0

Receiving	No.	Yds	TD	Long	Avg
K. Brown	2	60	1	45	30.0
T. Hatten	2	34	1	23	17.0
J. Scotland	2	32	0	21	16.0
M. Holloway	2	24	1	20	12.0
D. Hammond	1	15	0	15	15.0
Q. Scott	1	5	0	5	5.0

**Game 10**

<b>KENNESAW STATE</b>	<b>0</b>	<b>7</b>	<b>0</b>	<b>0</b>	<b>-</b>	<b>7</b>
<b>CHARLESTON SO.</b>	<b>14</b>	<b>7</b>	<b>0</b>	<b>7</b>	<b>-</b>	<b>28</b>

Nov. 19 | Buccaneer Field | Charleston, SC. | 11:50 a.m. | Attendance: 2,446



**BREAKDOWN**

	KSU	CSU
FIRST DOWNS	17	16
Rushing	9	12
Passing	6	4
Penalty	2	0
NET YARDS RUSHING	172	248
Rushing Attempts	46	42
Average Per Rush	3.7	5.9
Rushing Touchdowns	1	3
Yards Gained Rushing	198	264
Yards Lost Rushing	26	16
NET YARDS PASSING	98	76
Completions-Attempts-Int	9-28-4	5-6-0
Average Per Attempt	3.5	12.7
Average Per Completion	10.9	15.2
Passing Touchdowns	0	1
TOTAL OFFENSE YARDS	270	324
Total offense plays	74	48
Average Gain Per Play	3.6	6.8
Fumbles: Number-Lost	0-0	0-0
Penalties: Number-Yards	2-30	5-44
PUNTS-YARDS	2-90	5-183
Average Yards Per Punt	45.0	36.6
Net Yards Per Punt	43.5	34.0
Inside 20	1	1
50+ Yards	1	1
Touchbacks	0	0
Fair catch	1	0
KICKOFFS-YARDS	2-102	5-292
Average Yards Per Kickoff	51.0	58.4
Net Yards Per Kickoff	39.0	42.4
Touchbacks	0	2
Punt returns: No-Yds-TD	3-13-0	1-3-0
Average Per Return	4.3	3.0
Kickoff returns: No-Yds-TD	3-30-0	2-24-0
Average Per Return	10.0	12.0
Interceptions: No-Yds-TD	0-0-0	4-(-2)-0
Fumble Returns: No-Yds-TD	0-0-0	0-0-0
Miscellaneous Yards	0	0
Possession Time	31:02	28:58
1st Quarter	5:23	9:37
2nd Quarter	12:53	2:07
3rd Quarter	5:57	9:03
4th Quarter	6:49	8:11
Third-Down Conversions	11 of 19	3 of 9
Fourth-Down Conversions	1 of 4	1 of 1
Red-Zone Scores-Chances	1-3	3-3
Touchdowns	1-3	3-3
Field goals	0-3	0-3
Sacks By: Number-Yards	1-1	2-15
PAT Kicks	1-1	4-4
Field Goals	0-0	0-0
Points Off Turnovers	0	14

**Bucs earn Big South title with 28-7 win over Kennesaw State**

CHARLESTON, S.C. - Charleston Southern is headed back to the FCS Playoffs. The Bucs clinched their second consecutive Big South Conference title and playoff berth with a convincing 28-7 win over Kennesaw State on Saturday at Buccaneer Field. The triumph earns CSU the league's automatic bid into the 24-team playoff field.

CSU's 35th victory in a remarkable four-year run under head coach Jamey Chadwell came on the strength of its two biggest strengths: a stingy defense and a powerful running game. The Bucs intercepted four passes and held Kennesaw State's potent triple option attack to less than four yards per carry. Darius Hammond, meanwhile, gave CSU all the offense it needed with a season-high 153 yards and two touchdowns.

CSU (7-3, 4-1 Big South) jumped out to a 14-0 first quarter lead and was never truly threatened by a Kennesaw State (8-3, 3-2 Big South) squad that entered on a four-game winning streak. The Bucs will learn their playoff opponent when the field is announced Sunday at 11 a.m. on ESPN. CSU will hold a selection show watch party on-campus at Lightsey Chapel.

Touchdown runs by Hammond and Holloway sparked CSU in the opening quarter. Hammond scored from ten yards out to a cap an impressive 14-play, 71-yard drive keyed by Shane Bucenell's fourth down connection to freshman Geoffrey Wall. Holloway scampered in from 18 yards out on an option pitch following a Shadarius Hopkins interception, his second in as many weeks.

Kennesaw answered with its best drive of the game to cut CSU's lead in half, chewing up nearly nine minutes of clock while covering 75 yards in 17 plays. Quarterback Trey White scored on a one-yard plunge shortly after converting a fourth down.

Late in the first half, CSU required just two plays to forge a 21-7 halftime advantage. Hammond broke a 43-yard run up the middle, and then Bucenell hit freshman Kameron Brown for a 37-yard touchdown down the left sideline. Brown snared a one-handed over-the-shoulder grab at the ten-yard line before sprinting into the end zone.

CSU's defense bent but did not break in the third quarter to maintain a two-touchdown advantage. The Owls threatened to score, advancing to the CSU 7-yard line with just over five minutes left. Troy McGowens, who intercepted two passes, broke up a fourth down pass in the end zone to snuff out the 74-yard march.

Bucenell gave the Bucs offense a boost to put the game away early in the fourth, ripping off an 18-yard gain on a 3rd-and-15 play to push the ball into Owls' territory. Hammond followed with a 19-yard burst and then crossed the goal line from 14 yards out for the second time of the day to send CSU's lead to 28-7 with 12:55 remaining.

McGowens came up with interceptions on each of Kennesaw State's next two possessions to help highlight a second straight strong defensive showing. KSU's ground game, ranked third nationally entering play, mustered just 172 yards on 46 attempts. Defensive tackle Noah Oliver paced CSU with a career-high 11 tackles, while fellow defensive lineman Johnny Robinson added nine stops. Junior linebacker Zane Cruz notched a pair of sacks.

**>>SCORING SUMMARY**

Team	Qtr	Time	Scoring Play	Conversion	Plays	TOP	Score
CSU	1	3:12	HAMMOND 10 yd run	(TEKAC kick)	14-71	7:42	KSU 0 - CSU 7
CSU	1	0:44	HOLLOWAY 18 yd run	(TEKAC kick)	4-39	1:55	KSU 0 - CSU 14
KSU	2	6:57	WHITE 1 yd run	(THOMPSON kick)	17-75	8:47	KSU 7 - CSU 14
CSU	2	1:26	BROWN 37 yd pass from BUCENELL	(TEKAC kick)	2-80	0:35	KSU 7 - CSU 21
CSU	4	12:59	HAMMOND 14 yd run	(TEKAC kick)	8-71	4:30	KSU 7 - CSU 28

**BREAKDOWN**

**>>CHARLESTON SOUTHERN**

Rushing	Att	Yds	TD	Long	Avg
D. Hammond	17	153	2	43	9.0
M. Holloway	12	66	1	18	5.5
S. Bucenell	9	26	0	18	2.9
B. Robinson	3	4	0	5	1.3
R. Mitchell	0	-1	0	0	-1.0
<b>Passing</b>	<b>C-A-I</b>	<b>Yds</b>	<b>TD</b>	<b>Long</b>	<b>Sack</b>
S. Bucenell	5-6-0	76	1	37	1
<b>Receiving</b>	<b>No.</b>	<b>Yds</b>	<b>TD</b>	<b>Long</b>	<b>Avg</b>
K. Brown	1	37	1	37	37.0
C. Korn	1	21	0	21	21.0
M. Holloway	1	8	0	8	8.0
J. Scotland	1	5	0	5	5.0
G. Wall	1	5	0	5	5.0

**>>KENNESAW STATE**

Rushing	Att	Yds	TD	Long	Avg
J. McKenzie	11	52	0	12	4.7
C. Burks	9	48	0	29	5.3
C. Bennett	3	28	0	13	9.3
S. Outlaw	5	18	0	6	3.6
T. Chivers	4	12	0	10	3.0
TJ Reed	1	4	0	4	4.0
D. Holland	3	2	0	6	0.7
D. David	6	2	0	6	0.3
<b>Passing</b>	<b>C-A-I</b>	<b>Yds</b>	<b>TD</b>	<b>Long</b>	<b>Sack</b>
C. Burks	6-17-2	71	0	21	1
D. David	3-11-2	27	0	20	1
<b>Receiving</b>	<b>No.</b>	<b>Yds</b>	<b>TD</b>	<b>Long</b>	<b>Avg</b>
J. Sumpter	3	23	0	13	
X. Harper	1	23	0	23	23.0
TJ Reed	1	20	0	20	20.0
T. Chivers	1	17	0	17	17.0
J. McKenzie	1	12	0	12	12.0
R. Warrior	1	2	0	2	2.0
D. Holland	1	1	0	1	1.0

GENERAL

STAFF

PLAYERS

REVIEW

HISTORY

HONORS

RECORDS



# 2016 REVIEW

## Game 11

<b>CHARLESTON SO.</b>	<b>7</b>	<b>0</b>	<b>7</b>	<b>0</b>	<b>-</b>	<b>14</b>
<b>WOFFORD</b>	<b>0</b>	<b>8</b>	<b>7</b>	<b>0</b>	<b>-</b>	<b>15</b>

Nov. 26 | Gibbs Stadium | Spartanburg, SC. | 2:05 p.m. | Attendance: 2,605



## BREAKDOWN

	CSU	WOF
FIRST DOWNS	14	10
Rushing	9	6
Passing	5	3
Penalty	0	1
NET YARDS RUSHING	195	141
Rushing Attempts	42	49
Average Per Rush	4.6	2.9
Rushing Touchdowns	1	2
Yards Gained Rushing	224	161
Yards Lost Rushing	29	20
NET YARDS PASSING	91	44
Completions-Attempts-Int	9-19-2	5-11-0
Average Per Attempt	4.8	4.0
Average Per Completion	10.1	8.8
Passing Touchdowns	1	0
TOTAL OFFENSE YARDS	286	185
Total offense plays	61	60
Average Gain Per Play	4.7	3.1
Fumbles: Number-Lost	0-0	1-0
Penalties: Number-Yards	5-44	1-15
PUNTS-YARDS	7-230	9-406
Average Yards Per Punt	32.9	45.1
Net Yards Per Punt	30.0	38.4
Inside 20	3	1
50+ Yards	0	2
Touchbacks	0	1
Fair catch	0	0
KICKOFFS-YARDS	4-217	3-195
Average Yards Per Kickoff	54.2	65.0
Net Yards Per Kickoff	37.2	40.0
Touchbacks	1	3
Punt returns: No-Yds-TD	5-40-0	3-20-0
Average Per Return	8.0	6.7
Kickoff returns: No-Yds-TD	0-0-0	3-43-0
Average Per Return	0.0	14.3
Interceptions: No-Yds-TD	0-0-0	3-43-0
Fumble Returns: No-Yds-TD	0-0-0	0-0-0
Miscellaneous Yards	0	0
Possession Time	30:15	29:45
1st Quarter	7:50	7:10
2nd Quarter	4:38	10:22
3rd Quarter	9:34	5:26
4th Quarter	8:13	6:47
Third-Down Conversions	3 of 11	3 of 14
Fourth-Down Conversions	0 of 0	1 of 2
Red-Zone Scores-Chances	2-2	1-2
Touchdowns	2-2	1-2
Field goals	0-2	0-2
Sacks By: Number-Yards	0-0	3-10
PAT Kicks	2-2	1-2
Field Goals	0-0	0-0
Points Off Turnovers	0	0

## Bucs edged by Wofford, 15-14, in first round of FCS Playoffs

SPARTANBURG, S.C. – Wofford edged Charleston Southern, 15-14, in a defensive slugfest in the first round of the FCS Playoffs on Saturday at Gibbs Stadium. The loss ends another historic season for CSU, who repeated as Big South Conference champion to advance to the 24-team playoff for the second straight year.

Wofford (9-3) took the lead for good on fullback Lorenzo Long's 32-yard touchdown run with 2:32 left in the third quarter. CSU (7-4) had two opportunities inside the Wofford 40-yard line in the fourth quarter, but the Terriers' Devin Watson intercepted two Shane Bucenell passes to seal the final outcome. Wofford will meet the No. 6 national seed, The Citadel, in next Saturday's second round.

CSU's defense continued its mastery of the triple option in defeat. The Bucs limited Wofford to 185 yards of total offense, including just 141 (2.9 per carry) on the ground. The Terriers entered play with the nation's fifth-best rushing attack. Solomon Brown led CSU with 13 tackles, just two off the career-high he set in last year's playoff win over The Citadel.

Wofford took the momentum into halftime with an 8-7 lead thanks to Tyler Vaughn's safety, but CSU answered with a six-play, 75-yard drive to start the third quarter. Hammond got loose for a season-long 51 yard scamper to key the march, and Bucenell crossed the goal line from two yards out two plays later to give the Bucs a 14-8 edge.

Jared Scotland was the star of CSU's first quarter touchdown drive. Scotland first reeled in a 22-yard first down catch, taking the ball away from a Wofford defensive back that appeared primed for an interception. He then made a leaping grab in the front left corner of the end zone for a seven-yard score to give the Bucs a 7-0 advantage with 1:41 remaining in the opening period.

A roughing the passer penalty on a 3rd and 18 play sparked Wofford's lone scoring drive of the first half. Long carried for 23 yards for the biggest gain of the march, and plunged in from one yard out to get the Terriers on the scoreboard. All-SoCon kicker David Marvin missed the extra point, allowing CSU to hold onto a 7-6 lead.

CSU continued to maintain the advantage late in the stanza thanks to a brilliant goal line stand. Wofford was set up at the CSU 2-yard line following a blocked punt from linebacker Terrance Morris. The Bucs stuffed four consecutive Terrier runs to keep them out of the end zone, as D.J. Curl capped the spirited stand by holding up Long before he could cross the plane.

Wofford would end up taking the lead on CSU's ensuing series as Vaughn, an All-SoCon defensive end, sacked Bucenell in the end zone for a safety.

Hammond recorded a team-high 94 yards and a touchdown on 11 carries to pace CSU offensively. Long finished with 96 yards and two scores for the Terriers. Anthony Ellis, the Big South Defensive Player of the Year, was a force once again with nine stops, including 2.5 TFL. Wofford was led by seven tackles and 2.5 for loss from safety Jaleel Green. Vaughn had 2.5 TFL as well, highlighted by his second quarter safety.

## >>SCORING SUMMARY

Team	Qtr	Time	Scoring Play	Conversion	Plays	TOP	Score
CSU	1	1:41	SCOTLAND 7 yd pass from BUCENELL	(TEKAC kick)	11-75	5:07	CSU 7 - WOF 0
WOF	2	9:09	LONG 1 yd run	(MARVIN kick failed)	16-71	7:23	CSU 7 - WOF 6
WOF	2	2:19	VAUGHN safety				CSU 7 - WOF 8
CSU	3	12:15	BUCENELL 2 yd run	(TEKAC kick)	6-75	2:45	CSU 14 - WOF 8
WOF	3	2:32	LONG 32 yd run	(MARVIN kick)	7-78	2:36	CSU 14 - WOF 15

## BREAKDOWN

### >>CHARLESTON SOUTHERN

Rushing	Att	Yds	TD	Long	Avg
D. Hammond	11	94	0	51	8.5
S. Bucenell	15	44	1	18	2.9
M. Holloway	7	21	0	9	3.0
B. Robinson	4	16	0	13	4.0
G. Wall	3	14	0	6	4.7
R. Mitchell	2	6	0	5	3.0
<b>Passing</b>	<b>C-A-I</b>	<b>Yds</b>	<b>TD</b>	<b>Long</b>	<b>Sack</b>
S. Bucenell	9-18-2	91	1	22	3
R. Mitchell	0-1-0	0	0	0	0

### >>WOFFORD

Rushing	Att	Yds	TD	Long	Avg
L. Long	27	96	2	32	3.6
B. Goodson	7	23	0	10	3.3
H. Windham	3	7	0	4	2.3
W. Gay	2	5	0	3	2.5
N. Colvin	2	5	0	7	1.2
W. Gay	4	5	0	7	1.2
B. Morgan	1	4	0	4	4.0
E. Pace	1	2	0	2	2.0
A. Stoddard	1	2	0	2	2.0
C. Nelson	1	0	0	0	0.0

Receiving	No.	Yds	TD	Long	Avg
K. Brown	4	45	0	14	11.2
J. Scotland	2	29	1	22	14.5
D. Hammond	2	1	0	13	6.5
C. Korn	1	4	0	4	4.0

Passing	C-A-I	Yds	TD	Long	Sack
B. Goodson	4-10-0	40	0	30	0
B. Morgan	1-1-0	4	0	4	0
<b>Receiving</b>	<b>No.</b>	<b>Yds</b>	<b>TD</b>	<b>Long</b>	<b>Avg</b>
D. Lindsey	2	39	0	30	19.5
L. Long	1	4	0	4	4.0
B. Goodson	1	4	0	4	4.0
W. Gay	1	-3	0	0	-3.0

# YEAR-BY-YEAR RESULTS

1991

**Record: 3-7**

**Head Coach - David Dowd**

Sept. 7	@ Methodist	8-18	L
Sept. 14	Mars Hill	0-29	L
Sept. 21	@ Newport News	13-9	W
Sept. 28	@ Guilford	6-40	L
Oct. 4	The Citadel (JV)	9-10	L
Oct. 19	UAB	19-33	L
Oct. 26	@ Davidson	17-33	L
Nov. 2	Gallaudet	35-17	W
Nov. 9	S.C. State	0-12	L
Nov. 16	Frostburg State	21-19	W

1992

**Record: 3-7**

**Head Coach: David Dowd**

Sept. 5	Methodist	20-19	W
Sept. 12	@ Gardner-Webb	0-56	L
Sept. 19	Newport News	7-28	L
Sept. 26	Guilford	37-13	W
Oct. 3	Newberry	12-28	L
Oct. 10	@ East Tennessee State	0-62	L
Oct. 17	@ UAB	7-39	L
Oct. 24	@ Davidson	27-32	L
Oct. 31	@ The Citadel (JV)	35-33	W
Nov. 14	S.C. State*	0-32	L

\* at Summerville, S.C. (Summerville H.S.)

1993

**Record: 3-8**

**Head Coach: David Dowd**

Sept. 4	@ Morgan State	20-54	L
Sept. 11	Presbyterian	17-16	W
Sept. 18	@ S.C. State	10-44	L
Sept. 25	@ Towson State	14-52	L
Oct. 2	@ Troy State	0-56	L
Oct. 9	@ Newberry	15-10	W
Oct. 16	Lees-McRae	24-17	W
Oct. 23	UAB	20-48	L
Oct. 30	@ Liberty	6-42	L
Nov. 6	@ Newport News	0-21	L
Nov. 13	Wofford	9-21	L

1994

**Record: 0-11**

**Head Coach: David Dowd**

Sept. 10	@ Presbyterian	34-38	L
Sept. 17	S.C. State	0-37	L
Sept. 24	Towson State	0-51	L
Oct. 1	Morgan State	29-31	L
Oct. 8	Newberry	19-50	L
Oct. 15	@ Troy State	20-55	L
Oct. 22	@ UAB	14-54	L
Oct. 29	Mars Hill	28-45	L
Nov. 5	@ Tenn.-Martin	14-42	L
Nov. 12	@ Wofford	33-54	L
Nov. 19	@ Liberty	27-59	L

1995

**Record: 1-10**

**Head Coach: David Dowd**

Sept. 2	@ UT-Chattanooga	0-41	L
Sept. 9	Presbyterian	6-44	L
Sept. 16	@ S.C. State	8-36	L
Sept. 23	Ferrum	6-15	L
Sept. 30	@ Morehead State	34-22	W

Oct. 7	@ Newberry	10-38	L
Oct. 14	Troy State	7-66	L
Oct. 21	@ Hofstra	6-56	L
Oct. 28	Liberty	15-19	L
Nov. 4	@ UAB	14-40	L
Nov. 11	Wofford	23-31	L

1996

**Record: 2-8**

**Head Coach: David Dowd**

Sept. 14	@ Presbyterian	26-34	L
Sept. 21	West Virginia State	17-12	W
Sept. 28	Hofstra	0-45	L
Oct. 5	Morehead State	27-30	L
Oct. 12	Newberry	6-35	L
Oct. 26	@ Liberty	7-38	L
Nov. 2	New Haven	7-48	L
Nov. 9	Tusculum	46-23	W
Nov. 16	@ Wofford	15-43	L
Nov. 21	@ UAB	13-49	L

1997

**Record: 1-9**

**Head Coach: David Dowd**

Aug. 28	@ East Tennessee State	7-30	L
Sept. 6	@ S. C. State	12-13	L
Sept. 13	Presbyterian	7-16	L
Sept. 20	Tusculum	12-3	W
Sept. 27	Catawba	13-38	L
Oct. 11	@ Newberry	14-48	L
Oct. 25	Liberty	14-18	L
Nov. 1	@ South Florida	6-24	L
Nov. 8	@ Morehead State	27-55	L
Nov. 15	@ Wofford	21-51	L

1998

**Record: 3-8**

**Head Coach: David Dowd**

Sept. 5	S.C. State	7-17	L
Sept. 12	@ Presbyterian	0-42	L
Sept. 19	North Greenville	55-37	W
Sept. 26	@ Wofford	0-20	L
Oct. 3	@ Liberty	21-28	L
Oct. 10	Newberry	25-28	L
Oct. 17	@ Austin Peay	17-14	W
Oct. 31	South Florida	0-24	L
Nov. 7	Morehead State	20-27	L
Nov. 14	Bethel	71-0	W
Nov. 21	@ East Tennessee State	29-41	L

1999

**Record: 4-6**

**Head Coach: David Dowd**

Sept. 4	@ S.C. State	14-20	L
Sept. 11	Presbyterian* (at FDHS)	14-20	L
Sept. 25	@ Wofford	13-25	L
Oct. 2	Lenoir-Rhyne (OT)	14-7	W
Oct. 9	@ Newberry	26-27	L
Oct. 16	Austin Peay	39-17	W
Oct. 23	Liberty	14-34	L
Oct. 30	@ Elon	13-38	L
Nov. 20	@ Jacksonville	37-17	W

2000

**Record: 5-6**

**Head Coach: David Dowd**

Sept. 2	Guilford	58-0	W
Sept. 9	@ Presbyterian	13-28	L
Sept. 16	West Virginia State	30-6	W
Sept. 23	Wofford	10-24	L
Oct. 7	Jacksonville	28-22	W
Oct. 14	@ Austin Peay	42-20	W
Oct. 21	@ VMI	7-40	L
Oct. 28	Elon	12-28	L
Nov. 4	@ Samford (OT)	14-21	L
Nov. 11	@ Liberty	25-0	W
Nov. 18	@ East Tennessee State	7-55	L

2001

**Record: 5-6**

**Head Coach: David Dowd**

Sept. 2	North Greenville	38-0	W
Sept. 8	Presbyterian	10-19	L
Sept. 22	@ Wofford	10-35	L
Sept. 29	Benedict College	20-16	W
Oct. 6	@ Jacksonville	28-7	W
Oct. 13	Austin Peay	36-21	W
Oct. 20	Samford University	24-45	L
Oct. 27	@ Elon	16-39	L
Nov. 3	East Tennessee State	0-26	L
Nov. 10	Liberty	31-45	L
Nov. 17	West Virginia State	49-0	W

2002

**Record: 4-8, 0-3 Big South**

**Head Coach: David Dowd**

Aug. 31	VMI	24-27	L
Sept. 7	North Greenville	9-0	W
Sept. 14	@ Presbyterian	6-26	L
Sept. 21	West Virginia State	10-3	W
Sept. 28	@ West Liberty State	28-26	W
Oct. 12	@ Savannah State	21-3	W
Oct. 19	@ Liberty	17-31	L
Oct. 26	Jacksonville	21-24	L
Nov. 2	@ South Florida	6-56	L
Nov. 9	Gardner-Webb	15-57	L
Nov. 16	Elon	13-21	L
Nov. 21	@ The Citadel	19-53	L

2003

**Record: 1-11, 0-4 Big South**

**Head Coach: Jay Mills**

Aug. 30	@ The Citadel	10-64	L
Sept. 6	@ Wingate	6-22	L
Sept. 13	Presbyterian	14-17	L
Sept. 20	West Virginia State	49-42	W
Sept. 27	Tusculum	7-58	L
Oct. 11	@ VMI	7-50	L
Oct. 18	@ South Florida	7-55	L
Oct. 25	North Greenville	21-49	L
Nov. 1	Liberty	6-17	L
Nov. 8	@ Gardner-Webb	0-46	L
Nov. 15	@ James Madison	7-45	L
Nov. 22	Coastal Carolina	14-48	L

2004

**Record: 5-5, 1-3 Big South**

**Head Coach: Jay Mills**

Sept. 11	@ Presbyterian	14-19	L
Sept. 18	@ Jacksonville	38-3	W

GENERAL

STAFF

PLAYERS

REVIEW

HISTORY

HONORS

RECORDS



## ■ YEAR-BY-YEAR RESULTS

Sept. 25	Univ. of Charleston (WW)	38-21	W
Oct. 2	VMI	25-24	W
Oct. 9	@ Howard	6-24	L
Oct. 23	North Greenville	55-7	W
Oct. 30	@ Liberty	34-6	L
Nov. 6	Allen	55-6	W
Nov. 13	Gardner Webb	18-0	L
Nov. 20	@ Coastal Carolina	56-28	L

### 2005 - Big South Champions

**Record: 7-4, 3-1 Big South**

**Head Coach: Jay Mills**

Sept. 3	@ The Citadel	28-14	L
Sept. 10	Presbyterian	0-42	L
Sept. 17	Jacksonville	16-10	W
Sept. 24	@ North Greenville	35-28	W
Oct. 1	Howard	22-27	L
Oct. 8	@ V.M.I.	12-34	L
Oct. 15	W.V. Wesleyan	63-42	W
Oct. 22	Savannah State	48-28	W
Nov. 5	@ Gardner-Webb	38-7	W
Nov. 12	Liberty	31-30	W
Nov. 19	Coastal Carolina (OT)	34-27	W

### 2006

**Record: 9-2, 2-2 Big South**

**Head Coach: Jay Mills**

Sept. 2	@ Presbyterian	21-13	W
Sept. 9	@ Citadel	38-35	W
Sept. 16	Wingate	20-17	W
Sept. 30	North Greenville	20-10	W
Oct. 7	@ Savannah State	38-13	W
Oct. 14	Edward Waters	47-0	W
Oct. 21	V.M.I.	27-22	W
Oct. 28	Georgetown	24-10	W
Nov. 4	Gardner-Webb	28-14	W
Nov. 11	@ Liberty	20-34	L
Nov. 18	@ Coastal Carolina	17-31	L

### 2007

**Record: 5-6, 1-3 Big South**

**Head Coach: Jay Mills**

Sept. 1	@ Citadel	14-35	L
Sept. 8	@ Wofford	24-52	L
Sept. 15	Johnson C. Smith	44-20	W
Sept. 22	@ Hawaii	10-66	L
Sept. 29	@ North Greenville	46-33	W
Oct. 6	Savannah State	28-0	W
Oct. 20	Liberty	10-50	L
Oct. 27	@ Gardner-Webb	25-29	L
Nov. 3	@ V.M.I.	37-28	W
Nov. 10	Presbyterian	28-24	W
Nov. 17	Coastal Carolina	2-41	L

### 2008

**Record: 7-5, 3-2 Big South**

**Head Coach: Jay Mills**

Aug. 28	@ Miami (Fla.)	7-52	L
Sept. 6	@ Wofford	23-41	L
Sept. 13	@ Miami (Ohio)	27-38	L
Sept. 27	North Greenville	27-0	W
Oct. 4	Gardner-Webb	13-10	W
Oct. 11	@ Savannah State	29-20	W
Oct. 18	@ Stony Brook	19-20	L
Oct. 25	@ Liberty	0-42	L
Nov. 1	VMI	31-21	W
Nov. 8	Presbyterian	29-18	W

Nov. 15	Edward Waters	48-6	W
Nov. 22	@ Coastal Carolina	24-0	W

### 2009

**Record: 6-5, 4-2 Big South**

**Head Coach: Jay Mills**

Sept. 5	@ Florida	3-62	L
Sept. 12	@ Wofford	14-42	L
Sept. 19	@ South Florida	0-59	L
Sept. 26	North Greenville	34-0	W
Oct. 3	Savannah State	47-10	W
Oct. 17	@ Gardner-Webb	20-27	L
Oct. 24	Liberty	13-20	L
Oct. 31	@ VMI	31-21	W
Nov. 7	@ Presbyterian	46-32	W
Nov. 14	Stony Brook	30-27 (OT)	W
Nov. 21	Coastal Carolina	30-23	W

### 2010

**Record: 3-8, 1-5 Big South**

**Head Coach: Jay Mills**

Sept. 4	North Greenville	41-31	W
Sept. 11	Wofford	23-34	L
Sept. 18	Mars Hill	28-14	W
Sept. 25	@ Hawaii	7-66	L
Oct. 9	@ Liberty	20-44	L
Oct. 16	Gardner-Webb	25-35	L
Oct. 23	VMI	16-34	L
Oct. 30	@ Stony Brook	21-41	L
Nov. 6	@ Kentucky	21-49	L
Nov. 13	Presbyterian	42-39	W
Nov. 20	@ Coastal Carolina	3-70	L

### 2011

**Record: 0-11, 0-6 Big South**

**Head Coach: Jay Mills**

Sept. 03	@ UCF	0-62	L
Sept. 10	@ #4 Florida State	10-62	L
Sept. 17	@ Jacksonville	30-37	L
Sept. 24	Norfolk State	3-33	L
Oct. 01	Wesley	20-32	L
Oct. 15	@ VMI*	17-21	L
Oct. 22	Liberty*	16-38	L
Oct. 29	@ Gardner-Webb*	7-14	L
Nov. 05	Stony Brook*	31-50	L
Nov. 12	Coastal Carolina*	38-45	L
Nov. 19	@ Presbyterian*	14-45	L

### 2012

**Record: 5-6, 3-3 Big South**

**Head Coach: Jay Mills**

Sept. 1	@ The Citadel	14-49	L
Sept. 8	Jacksonville	10-31	L
Sept. 15	@ Illinois	0-44	L
Sept. 22	@ Shorter	23-20	W
Oct. 6	@ Stony Brook*	7-49	L
Oct. 13	VMI *	32-14	W
Oct. 20	Presbyterian *	31-21	W
Oct. 27	Edward Waters	42-7	W
Nov. 3	@ Liberty*	12-26	L
Nov. 10	Gardner-Webb*	28-10	W
Nov. 17	@ Coastal Carolina	20-41	L

### 2013

**Record: 10-3, 4-3 Big South**

**Head Coach: Jamey Chadwell**

Aug. 31	@ The Citadel	32-29	W
---------	---------------	-------	---

Sept. 7	Shorter	23-15	W
Sept. 14	@ Campbell	30-10	W
Sept. 21	@ Norfolk State	20-12	W
Sept. 28	@ Appalachian State	27-24	W
Oct. 5	North Greenville	28-14	W
Oct. 12	@ VMI*	25-17	W
Oct. 19	@ Colorado	10-43	L
Oct. 26	Charlotte	36-14	W
Nov. 2	@ Presbyterian*	27-16	W
Nov. 9	Coastal Carolina*	31-26	W
Nov. 16	@ Gardner-Webb*	10-27	L
Nov. 23	Liberty*	14-56	L

### 2014

**Record: 8-4, 3-2 Big South**

**Head Coach: Jamey Chadwell**

Aug. 28	Point	61-9	W
Sept. 6	Newberry	16-10	W
Sept. 11	Campbell	34-10	W
Sept. 20	The Citadel	20-18	W
Sept. 27	@ Charlotte	47-41 (OT)	W
Oct. 11	@ Vanderbilt	20-21	L
Oct. 18	Presbyterian*	3-7	L
Oct. 25	@ Coastal Carolina*	22-43	L
Nov. 1	@ Monmouth*	27-0	W
Nov. 8	Gardner-Webb*	44-14	W
Nov. 15	@ Liberty*	38-36	W
Nov. 22	@ Georgia	9-55	L

### 2015 - Big South Champions; FCS Playoff

**Quarterfinals**

**Record: 10-3, 6-0 Big South**

**Head Coach: Jamey Chadwell**

Sept. 3	North Greenville	41-14	W
Sept. 12	@ Troy	16-44	L
Sept. 17	ETSU	47-7	W
Sept. 26	@ The Citadel	33-20	W
Oct. 10	Monmouth*	37-7	W
Oct. 17	@ Presbyterian*	10-7	W
Oct. 24	@ Gardner-Webb*	34-0	W
Oct. 31	Coastal Carolina*	33-25	W
Nov. 7	@ Kennesaw State*	28-14	W
Nov. 14	Liberty*	31-24	W
Nov. 21	@ Alabama	6-56	L
Dec. 5	The Citadel &	14-6	W
Dec. 11	@ Jacksonville State &&	38-58	L

& - FCS Playoffs - 2nd Rd.

&& - FCS Playoffs - Quarterfinals

### 2016 - Big South Champions; FCS First Round

**Record: 7-4; 4-1 Big South**

**Head Coach: Jamey Chadwell**

Aug. 27	@ North Dakota St.	17-24 (OT)	L
Sept. 3	Kentucky State	57-7	W
Sept. 10	@ Florida State	8-52	L
Sept. 24	@ Monmouth	35-7	W
Oct. 1	@ Coastal Carolina	59-58 (OT)	W
Oct. 22	Presbyterian*	38-3	W
Oct. 29	Bucknell	49-28	W
Nov. 5	Gardner-Webb*	10-17	L
Nov. 12	@ Liberty*	48-26	W
Nov. 19	Kennesaw State*	28-7	W
Nov. 26	@ Wofford &	14-15	L

& - FCS Playoffs - 1st Rd.

# All-Time Series Records

## 2017 First Meetings

Mississippi State .....	Sept. 2
Mississippi Valley State .....	Sept. 30

## South Carolina State

### 0-8 (.000), 0-4 Home, 0-4 Away

Nov. 9, 1991 (H) .....	0-12 L
Nov. 14, 1992 (H) .....	0-32 L
Sept. 18, 1993 (A) .....	10-44 L
Sept. 17, 1994 (H) .....	0-37 L
Sept. 16, 1995 (A) .....	8-36 L
Sept. 6, 1997 (A) .....	12-13 L
Sept. 5, 1998 (H) .....	7-17 L
Sept. 4, 1999 (A) .....	14-20 L

## Elon

### 0-4 (.000), 0-2 Home, 0-2 Away

Oct. 30, 1999 (A) .....	13-38 L
Oct. 28, 2000 (H) .....	12-28 L
Oct. 27, 2001 (A) .....	16-39 L
Nov. 16, 2002 (H) .....	13-21 L

## Point

### 1-0 (1.000), 1-0 Home

Aug. 28, 2014 (H) .....	61-9 W
-------------------------	--------

## Presbyterian

### 10-14 (.417), 6-7 Home, 4-7 Away

Sept. 11, 1993 (H) .....	17-16 W
Sept. 10, 1994 (A) .....	34-38 L
Sept. 9, 1995 (H) .....	6-44 L
Sept. 14, 1996 (A) .....	26-34 L
Sept. 13, 1997 (H) .....	7-16 L
Sept. 12, 1998 (A) .....	0-42 L
Sept. 11, 1999 (H) .....	14-20 L
Sept. 9, 2000 (A) .....	13-28 L
Sept. 8, 2001 (H) .....	10-19 L
Sept. 14, 2002 (A) .....	6-26 L
Sept. 13, 2003 (H) .....	14-17 L
Sept. 11, 2004 (A) .....	14-19 L
Sept. 10, 2005 (H) .....	0-42 L
Sept. 2, 2006 (A) .....	21-13 W
Nov. 10, 2007 (H) .....	28-24 W
Nov. 8, 2008 (H) .....	29-18 W
Nov. 7, 2009 (A) .....	46-32 W
Nov. 13, 2010 (H) .....	42-39 W
Nov. 19, 2011 (A) .....	14-45 L
Oct. 20, 2012 (H) .....	31-21 W
Nov. 2, 2013 (A) .....	27-16 W
Oct. 18, 2014 (H) .....	3-7 L
Oct. 17, 2015 (A) .....	10-7 W
Oct. 22, 2016 (H) .....	38-3 W

## Savannah State

### 6-0 (1.000), 4-0 Home, 2-0 Away

Oct. 12, 2002 (H) .....	21-3 W
Oct. 22, 2005 (H) .....	48-28 W
Oct. 7, 2006 (A) .....	38-13 W
Oct. 6, 2007 (H) .....	28-0 W
Oct. 11, 2008 (A) .....	29-20 W
Oct. 3, 2009 (H) .....	47-10 W

## Monmouth

### 3-0 (1.000), 1-0 Home, 2-0 Away

Nov. 1, 2014 (A) .....	27-0 W
Oct. 10, 2015 (H) .....	37-7 W
Sept. 24, 2016 (A) .....	35-7 W

## Gardner-Webb

### 6-10 (.375), 4-4 Home, 2-5 Away

Sept. 12, 1992 (A) .....	0-56 L
Nov. 9, 2002 (H) .....	15-57 L
Nov. 8, 2003 (A) .....	0-46 L
Nov. 13, 2004 (H) .....	0-18 L
Nov. 5, 2005 (A) .....	38-7 W
Nov. 4, 2006 (H) .....	28-14 W
Oct. 27, 2007 (A) .....	25-29 L
Oct. 4, 2008 (H) .....	13-10 W
Oct. 17, 2009 (A) .....	20-27 L
Oct. 16, 2010 (H) .....	25-35 L
Oct. 29, 2011 (A) .....	7-14, L
Nov. 10, 2012 (H) .....	28-10 W
Nov. 16, 2013 (A) .....	10-27 L
Nov. 8, 2014 (H) .....	44-14 W
Oct. 24, 2015 (A) .....	34-0 W
Nov. 5, 2016 (H) .....	10-17 L

## Liberty

### 5-19 (.208), 2-9 Home, 2-11 Away

Oct. 30, 1993 (A) .....	6-42 L
Nov. 19, 1994 (A) .....	27-59 L
Oct. 28, 1995 (H) .....	15-19 L
Oct. 26, 1996 (A) .....	7-38 L
Oct. 25, 1997 (H) .....	14-18 L
Oct. 3, 1998 (A) .....	21-28 L
Oct. 23, 1999 (H) .....	14-34 L
Nov. 11, 2000 (A) .....	25-0 W
Nov. 10, 2001 (H) .....	31-45 L
Oct. 19, 2002 (A) .....	17-31 L
Nov. 1, 2003 (H) .....	6-17 L
Oct. 30, 2004 (A) .....	6-34 L
Nov. 12, 2005 (H) .....	31-30 W
Nov. 11, 2006 (A) .....	20-34 L
Oct. 20, 2007 (H) .....	10-50 L
Oct. 25, 2008 (A) .....	0-42 L
Oct. 24, 2009 (H) .....	13-20 L
Oct. 9, 2010 (A) .....	20-44 L
Oct. 22, 2011 (H) .....	16-38 L
Nov. 3, 2012 (A) .....	12-26 L
Nov. 23, 2013 (H) .....	14-56 L
Nov. 15, 2014 (A) .....	38-36 W
Nov. 14, 2015 (H) .....	31-24 W
Nov. 12, 2016 (A) .....	48-26 W

## Kennesaw State

### 2-0 (1.000), 1-0 Home, 1-0 Away

Nov. 7, 2015 (A) .....	28-14 W
Nov. 19, 2016 (H) .....	28-7 W

## CSU vs. All Time (117-171)

Alabama .....	0-1
Alabama-Birmingham .....	0-6
Allen .....	1-0
Appalachian State .....	1-0
Austin Peay .....	4-0
Benedict .....	1-0
Bethel .....	1-0
Bucknell .....	1-0
Campbell .....	2-0
Catawba .....	0-1
Central Florida (UCF) .....	0-1
Charleston (WV) .....	1-0
Charlotte .....	2-0
Chattanooga .....	0-1
Citadel, The .....	5-5
Citadel J.V., The .....	1-1
Coastal Carolina .....	6-8
Colorado .....	0-1
Davidson .....	0-2
East Tennessee State .....	0-5
Edward Waters .....	4-0
Elon .....	0-4
Ferrum .....	0-1
Florida .....	0-1
Florida State .....	0-2
Frostburg State .....	1-0
Gallaudet .....	1-0
Gardner-Webb .....	6-10
Georgetown .....	1-0
Georgia .....	0-1
Guilford .....	2-1
Hawaii .....	0-2
Hofstra .....	0-2
Howard .....	0-2
Illinois .....	0-1
Jacksonville .....	5-2
Jacksonville State .....	0-1
James Madison .....	0-1
Johnson C. Smith .....	1-0
Kennesaw State .....	2-0
Kentucky .....	0-1
Kentucky State .....	0-1
Lees-McRae .....	1-0
Lenoir-Rhyne .....	1-0
Liberty .....	5-19
Mars Hill .....	1-2
Methodist .....	1-1
Miami (Fla.) .....	0-1
Miami (Ohio) .....	0-1
Monmouth .....	3-0
Morehead State .....	1-3
Morgan State .....	0-2
New Haven .....	0-1
Newberry .....	2-7
Newport News Apprentice .....	1-2
Norfolk State .....	1-1
North Dakota State .....	0-1
North Greenville .....	12-1
Point .....	1-0
Presbyterian .....	10-14
Samford .....	0-2
Savannah State .....	6-0
Shorter .....	2-0
South Carolina State .....	0-8
South Florida (USF) .....	0-5
Stony Brook .....	1-4
Tennessee-Martin .....	0-1
Towson State .....	0-2
Troy State .....	0-3
Tusculum .....	3-1
Vanderbilt .....	0-1
Virginia Military Institute (VMI) .....	7-6
Wesley College .....	0-1
West Liberty State .....	1-0
West Virginia St. College .....	5-0
West Virginia Wesleyan .....	1-0
Wingate .....	1-1
Wofford .....	0-14



# HISTORY

## ■ CHARLESTON SOUTHERN COACHING HISTORY ALL-TIME

Head Coaches	Coaching Years	Record	Big South Record	Big South Champs
David Dowd	1991-2002	34-94	0-3	
Jay Mills	2003-2012	48-63	18-31	2005
Jamey Chadwell	2013-2016	35-14	17-6	2015, 2016
<b>26 Seasons</b>		<b>117-171</b>	<b>35-40</b>	

## ■ CHARLESTON SOUTHERN COACHING HISTORY YEAR-BY-YEAR

Year	Overall	Big South	Home	Away	Head Coach
2016	7-4	4-1	4-1	3-3	J. Chadwell
2015	10-3	6-0	6-0	4-3	J. Chadwell
2014	8-4	3-2	5-1	3-3	J. Chadwell
2013	10-3	4-3	4-1	6-2	J. Chadwell
2012	5-6	3-3	4-1	1-5	J. Mills
2011	0-11	0-6	0-5	0-6	J. Mills
2010	3-8	1-5	3-3	0-5	J. Mills
2009	6-5	4-2	4-1	2-4	J. Mills
2008	7-5	3-2	5-0	2-5	J. Mills
2007	5-6	1-3	3-2	2-4	J. Mills
2006	9-2	2-2	6-0	3-2	J. Mills
2005	7-4	3-1	5-2	2-2	J. Mills
2004	5-5	1-3	4-1	1-4	J. Mills
2003	1-11	0-4	1-5	0-6	J. Mills
2002	4-8	0-3	2-4	2-4	D. Dowd
2001	5-6		4-4	1-2	D. Dowd
2000	5-6		3-2	2-4	D. Dowd
1999	4-6		3-2	1-4	D. Dowd
1998	3-8		2-4	1-4	D. Dowd
1997	1-9		1-3	0-6	D. Dowd
1996	2-8		2-4	0-4	D. Dowd
1995	1-10		0-5	1-5	D. Dowd
1994	0-11		0-5	0-6	D. Dowd
1993	3-8		2-2	1-6	D. Dowd
1992	3-7		2-3	1-4	D. Dowd
1991	3-7		2-4	1-3	D. Dowd

## BIG SOUTH CHAMPIONSHIP SEASONS

### 2016 - BACK-TO-BACK BUCS

#### Bucs take Big South crown for second straight year



Charleston Southern entered 2016 as a heavy Big South Conference favorite. The Bucs ended it as champion, overcoming a good deal of adversity along the way to validate the program as the league's best and a national contender.

#### 2016

**Record: 7-4, 4-1 Big South**

**Big South Champions; FCS Playoff First Round**

**Head Coach: Jamey Chadwell**

Aug. 27	@ North Dakota St.	17-24 (OT)	L
Sept. 3	Kentucky State	57-7	W
Sept. 10	@ Florida State	8-52	L
Sept. 24	@ Monmouth	35-7	W
Oct. 1	@ Coastal Carolina	59-58 (OT)	W
Oct. 22	Presbyterian*	38-3	W
Oct. 29	Bucknell	49-28	W
Nov. 5	Gardner-Webb*	10-17	L
Nov. 12	@ Liberty*	48-26	W
Nov. 19	Kennesaw State*	28-7	W
Nov. 26	@ Wofford &	14-15	L
6 - FCS Playoffs - 1st Rd.			

CSU was at its best when it mattered most. With its playoff fate hanging in the balance following a disappointing home loss to Gardner-Webb, the Bucs thumped Liberty and Kennesaw State by a combined 76-33 score to secure the title and a second consecutive berth in the FCS Playoffs. CSU dropped a 15-14 heartbreaker to Wofford in the first round, but not before it spent nine

more weeks in the top-ten and added several memorable moments to a sterling four-year run under head coach Jamey Chadwell.

Chadwell earned Big South Coach of the Year honors for the second straight year and third time overall, tying him for the most such recognitions in conference history. Junior Anthony Ellis and senior Darius Hammond headlined 11 all-conference selections by earning Big South Defensive Player of the Year and Big South Special Teams Player of the Year honors, respectively. Senior Mike Holloway led the nation in yards per carry en route to passing former teammate Christian Reyes as the Bucs' all-time leading rusher.

CSU started the season with perhaps the most memorable and hard-fought loss in program history. The Bucs pushed five-time defending national champion North Dakota State to overtime before falling 24-17 in the third-annual FCS Kickoff. The game was televised nationally on ESPN, giving CSU unprecedented exposure. Along with an estimated 800,000 watching on television, almost 19,000 raucous fans within the Fargodome watched as CSU nearly put an end to NDSU's 42-game home non-conference winning streak. The Bucs led 3-0 and 10-3, rallied to tie the game late in the fourth quarter and had a 51-yard field goal sail just wide left on the final play of regulation.

Following a blowout win over Kentucky State and a loss at No. 3 (FBS) Florida State, CSU ran off a four-game winning streak to kick its season into gear. It started with a 35-7 throttling of Monmouth in New Jersey to kick off

Big South play, and continued a week later with the most exciting triumph of the campaign. CSU outlasted Coastal Carolina, 59-58, on the road in double overtime. The Bucs erased an early 21-7 deficit and then matched the explosive Chanticleers score-for-score in the first, and perhaps last, edition of the rivalry as a non-conference game. Solomon Brown's blocked extra point provided an emphatic end to the exhausting thriller, giving CSU its first of three victories over ranked opponents. Holloway sparked the Bucs' first half comeback and moved into the top spot on CSU's rushing chart in the process.



CSU showed no rust after an unconventional three-week layoff (necessitated by an open week and the cancellation of the Albany State game due to Hurricane Matthew), registering a thoroughly dominant 38-3 homecoming win over Presbyterian. The Bucs outgained the Blue Hose by 405 yards, and PC's 102 yards are the fewest CSU has ever allowed to an FCS opponent. Another convincing win over Bucknell the following week sent CSU into November at 5-2 and in the top-ten of both national polls.

A hiccup against Gardner-Webb snapped CSU's 11-game conference winning streak and 10-game home winning streak, but Chadwell's club responded with its two most complete performances of the season. First, in a first-place clash at Liberty, CSU rolled, 48-26, in front of a capacity crowd of almost 22,000 fans.



A week later at home, in another must-win game against a ranked opponent, CSU pasted Kennesaw State, 28-7, to secure the trophy. The Bucs raced to a 14-0 first quarter lead and maintained it behind the running of Hammond and another impressive defensive effort. Hammond ran for a season-high 153 yards and two touchdowns, while the Blue Swarm continued its mastery of the triple option by holding the Owls to less than four yards per carry and just 270 total yards.

## ■ BIG SOUTH CHAMPIONSHIP SEASONS

### 2015 - BUCS ARRIVE ON NATIONAL SCENE

Outright Big South title; No. 7 final ranking



Charleston Southern entered the 2015 season with a chip on its shoulder. Despite changing the culture of the program by piling up 18 wins and a slew of memorable moments in 2013 and 2014, the Bucs had fallen just shy of a

Big South Conference championship and FCS Playoff berth. CSU was intent on getting over the proverbial hump, and broke through in a big way in establishing itself as a national contender under third-year head coach Jamey Chadwell.

CSU rolled to the first outright Big South title in school history en route to its first-ever playoff appearance. The Bucs became the second team in conference history to post a per-

**2015**  
**Record: 10-3, 6-0 Big South**  
**Big South Champions; FCS Playoff Quarterfinals**  
**Head Coach: Jamey Chadwell**

Sept. 3	North Greenville	41-14 W
Sept. 12	@ Troy	16-44 L
Sept. 17	ETSU	47-7 W
Sept. 26	@ The Citadel	33-20 W
Oct. 10	Monmouth*	37-7 W
Oct. 17	@ Presbyterian*	10-7 W
Oct. 24	@ Gardner-Webb*	34-0 W
Oct. 31	Coastal Carolina*	33-25 W
Nov. 7	@ Kennesaw State*	28-14 W
Nov. 14	Liberty*	31-24 W
Nov. 21	@ Alabama	6-56 L
Dec. 5	The Citadel 6	14-6 W
Dec. 11	@ Jacksonville State 66	38-58 L
6 - FCS Playoffs - 2nd Rd.		
66 - FCS Playoffs - Quarterfinals		

fect 6-0 league mark, and finished the regular season as one of just three teams to compile an unblemished mark against fellow FCS competition. Chadwell earned Big South Coach of the Year honors for the second time in three years after piloting CSU to a No. 8 national seed and the quarterfinal round of the FCS Playoffs.

The highlights of the campaign were many.

CSU capped another stellar September with an impressive road win over eventual Southern Conference co-champion, The Citadel. The Bucs outscored the crosstown rival Bulldogs 27-3 in the second half and 17-0 in the fourth quarter. CSU dominated on both sides of the ball after halftime in erasing a 17-6 deficit, rolling up nearly 500 yards of offense while limited Citadel's top-ranked rushing attack to 15 yards over the final 30 minutes.

CSU's 'Blue Swarm' defense, led by coordinator Chad Staggs, carried that momentum forward with a historic start to Big South play. The Bucs held three consecutive league opponents to less than 150 yards of offense, marking the first time in Big South history a team had done that to even two straight opponents.

Powered by its defense, CSU entered its Halloween clash with No. 1 Coastal Carolina with a chance to take control of the conference race. The Bucs did just that, registering a 33-25 victory over the rival Chanticleers in a game televised nationally on the American Sports Network.

The following week, the Bucs cemented a playoff berth with a 28-14 road win at Kennesaw State. Big South first-teamer Anthony Ellis was the star of that game, as the defensive tackle forced a fumble and returned it for a touchdown to headline an exquisite outing. CSU finished off its undefeated run through the FCS slate at Buccaneer Field a week later, getting out a 31-24 win over rival Liberty.



In the playoffs, CSU earned a rematch with The Citadel. CSU made it four in a row over the Bulldogs behind yet another suffocating defensive showing. Powered by Ellis and Big South Freshman of the Year Solomon Brown, CSU held The Citadel to 199 yards rushing and less than four yards per carry. Mike Holloway gave the Bucs all they needed offensively, rushing for 120 yards, including a pair of electrifying second quarter touchdown runs.

CSU advanced to the final eight of the national playoffs, earning a date with top-ranked Jacksonville State in a contest televised on ESPN2. The Bucs proved their mettle once again, matching the explosive Gamecocks score-for-score for much of the night before falling. All-Big South performer Darius Hammond playing the leading role for CSU, tallying 386 all-purpose yards while setting a Big South single-game record with 295 kickoff return yards.

In addition to Chadwell and Solomon Brown's honors, 12 other Bucs earned all-conference honors. Brown was also named one of 20 finalists for STATS FCS National Freshman of the Year. Three Bucs earned All-America accolades from STATS. Left tackle Erik Austell and long snapper Joe Smith picked up second-team honors, while linebacker Aaron Brown notched third-team recognition.



## BIG SOUTH CHAMPIONSHIP SEASONS

### 2013 - A RECORD-SETTING SEASON

School Record 10 wins in Chadwell's debut



When Jamey Chadwell took over as the third head coach in the history of Charleston Southern Football in January 2013, he pledged to make the university and community proud of the program. CSU did just that in 2013, putting together a season that ranks as the most memorable in the program's 23-year history.

The Bucs started 7-0 en route to recording a program-best 10-win season that ended

#### 2013

Record: 10-3, 4-3 Big South

Head Coach: Jamey Chadwell

Aug. 31	@ The Citadel	32-29	W
Sept. 7	Shorter	23-15	W
Sept. 14	@ Campbell	30-10	W
Sept. 21	@ Norfolk State	20-12	W
Sept. 28	@ Appalachian State	27-24	W
Oct. 5	North Greenville	28-14	W
Oct. 12	@ VMI*	25-17	W
Oct. 19	@ Colorado	10-43	L
Oct. 26	Charlotte	36-14	W
Nov. 2	@ Presbyterian*	27-16	W
Nov. 9	Coastal Carolina*	31-26	W
Nov. 16	@ Gardner-Webb*	10-27	L
Nov. 23	Liberty*	14-56	L

with CSU ranked No. 22 in the country. CSU climbed as high as No. 12 in the nation following a win over then-No. 3 and undefeated Coastal Carolina in front of an overflow crowd of better than 6,000 fans at Buccaneer Field. The triumph over Coastal was just one of many highlights in an exciting season that included a come-from-behind road win over The Citadel in Chadwell's debut as coach, and a gutsy three-point win in front of almost 30,000 fans at FBS-bound Appalachian State.

Below is a synopsis of what the Bucs achieved in 2013.

Relive some of the moments from the season as CSU prepares to build off that momentum in 2014.

- Second ever win over rival The Citadel
- Second and third wins in program history over SoCon opponents (The Citadel and Appalachian State)
- Most road wins in a single-season in school history (6)
- Six road wins are also most in single-season in Big South history
- 7-0 start to season second best in school history and second longest winning streak in program history
- Program-record 10 wins
- Achieved second national ranking in program history and finished the year ranked No. 22 in FCS Coaches' Poll
- Ranked in consecutive weeks for the first time in school history (CSU was ranked final eight weeks of season)
- Climbed as high as No. 12 in the FCS Coaches Poll and No. 13 in the Sports Network Poll following a 31-26 home win over then-No. 3 Coastal Carolina
- Junior running back Christian Reyes set CSU single-season rushing record with 1,254 yards (almost 500 more than previous record holder Vinson Blair)
- Head Coach Jamey Chadwell named Big South Coach of the Year, AFCA Regional II Coach of Year, and was named one of 22 finalists for Eddie Robinson Award
- Finished the year No. 1 nationally in average time of possession (33:44)
- Behind Reyes and a young offensive line, ranked 17th in the country in rushing offense (232.9 yards per game)
- Reyes ranked 20th nationally in rushing yards at season's end
- Led country in third down defense for parts of season and finished T-18th
- Reyes, offensive guard Clayton Truitt and linebacker Calvin Bryant were named 1st Team All-Big South
- Nose tackle James Smith, defensive end Dylan Black, cornerback Elijah Lee and safety Demaris Freeman were named 2nd Team All-Big South
- Quarterback Danny Croghan went 5-1 as a starter and was named Big South Offensive Freshman of the Year

### 2005 - BIG SOUTH CHAMPIONS

Bucs' notch historic win to win first conference title

Charleston Southern showed signs of turning the corner as a program with a 5-5 season in 2004. But no one could have predicted the success the Bucs and third-year head coach Jay Mills would enjoy in 2005. Following a 2-4 start to the season, CSU rallied to win its final five games and capture a share of the Big South Conference Championship.

The Bucs capped off the first winning season in program history with a pair of dramatic home wins over the Big South's favorites.

First, CSU rallied from down 12 points in the fourth quarter to topple Liberty, 31-30. Quarterback Collin Drafts and wide receiver Maurice Price led the way, with Price reeling in a 10-yard touchdown pass for the winning score on fourth and goal with 1:10 remaining. The play capped a 13-play, 55 yard-drive and was Price's 13th catch of the afternoon, matching a Charleston Southern single-game program record.

The drama against Liberty paled in comparison to the wild finish the following week against Coastal Carolina. Trailing by 14 points with just 2:49 left in regulation, the Bucs again rallied to force overtime and defeated the Chanticleers in the extra session, 34-27, to win a share of the Big South title and set off a jubilant on-field celebration.

#### 2005 - Big South Champions

Record: 7-4, 3-1 Big South

Head Coach: Jay Mills

Sept. 3	@ The Citadel	28-14	L
Sept. 10	Presbyterian	0-42	L
Sept. 17	Jacksonville	16-10	W
Sept. 24	@ North Greenville	35-28	W
Oct. 1	Howard	22-27	L
Oct. 8	@ V.M.I.	12-34	L
Oct. 15	W.V. Wesleyan	63-42	W
Oct. 22	Savannah St.	48-28	W
Nov. 5	@ Gardner-Webb	38-7	W
Nov. 12	Liberty	31-30	W
Nov. 19	Coastal Carolina (OT)	34-27	W

The fashion in which CSU forced overtime was nothing short of miraculous. Ahead 24-17 with just 10 seconds remaining, Coastal faced a fourth-and-21 from its own 38-yard line and needed only to run out the clock. Chanticleer's receiver Jerome Simpson appeared to be headed

for an intentional safety but stepped out of bounds at the four with 1.5 seconds remaining. The Bucs took full advantage on the final play of regulation, as Drafts found Markus Murry for a four-yard touchdown and Nick Ellis hit the extra point to force overtime.

In overtime, CSU pushed ahead in the second session on Andre Copeland's two-yard plunge into the end zone. The Bucs defense then held firm from there, forcing a four-and-out to clinch the improbable victory.

The Big South title was particularly meaningful to a Charleston Southern squad that had dedicated the season to deceased teammate Eddie Gadson. Gadson, a walk-on wide receiver who earned a scholarship thanks to his 69 catches and nine touchdowns during the 2004 season, died in a car accident in June of 2005. CSU has since honored his name with the Eddie Gadson Memorial Scholarship, given every year at the spring game to a deserving walk-on player.

The momentum of CSU's 2005 Big South Championship carried over into 2006, as the Bucs started 9-0 to build a 14-game winning streak that was the longest in FCS Football at the time. Included in that 9-0 start was a 38-35 win over The Citadel, marking CSU's first ever win over its local rival.

GENERAL

STAFF

PLAYERS

REVIEW

HISTORY

HONORS

RECORDS



## ■ CHARLESTON SOUTHERN ALL-TIME AWARD WINNERS

### Big South Hall of Fame Selection

Collin Drafts (2016)

### Big South Regular Season Champions

2005, 2015, 2016

### Big South Offensive Player of the Year

Collin Drafts (2005)

### Big South Defensive Player of the Year

Jada Ross (2005)

Anthony Ellis (2016)

### Big South Special Teams Player of the Year

Darius Hammond (2016)

### Big South Coach of the Year

Jay Mills (2005)

Jamey Chadwell (2013, 2015, 2016)

### Scholar-Athlete of the Year

Adam DeGraffenreid (2004, 2005)

Nick Ellis (2007)

### Freshman of the Year

Jonna Lee (2003)

Danny Croghan III (2013)

Solomon Brown (2015)

### Preseason Offensive Player of the Year

Collin Drafts (2005, 2006)

Darius Hammond (2016)

### Preseason Defensive Player of the Year

Jada Ross (2006)

Charles James (2012)

Anthony Ellis (2016, 2017)

### First Team All-Conference Selections

2002 - Aaron Dunkling, John Amaro, Mike Washington

2003 - Aaron Dunkling, Danny McCoy, Clarence Wright, Jonna Lee

2004 - Collin Drafts, Eddie Gadson, Harry Seabrook

2005 - Collin Drafts, Andre Copeland, Maurice Price, Bryan Meers, DeAndre Harrison, Shawn Huntsinger, Jada Ross, Tavares Shorter

2006 - Maurice Price, Dennis Justiniani, Jada Ross, C.J. Hirschman

2007 - Dee Brown, Jada Ross

2008 - Gerald Stevenson, Jake Killeen, Philip Ashley

2009 - Gerald Stevenson, Joel Walton, Andrew McKain, Chris Kuzdale

2010 - Gerald Stevenson, Chris Patrick, Charles James

2011 - Nathan Perera, Charles James, Chris Kuzdale

2012 - Charles James

2013 - Christian Reyes, Clayton Truitt, Calvin Bryant

2014 - Clayton Truitt, Aaron Brown, Darius Hammond

2015 - Erik Austell, Anthony Ellis, Aaron Brown, Solomon Brown, Malcolm Jackson, Joseph Smith, Darius Hammond

2016 - Erik Austell, Solomon Brown, Frank Cirone, Anthony Ellis, Darius Hammond, Mike Holloway, Troy McGowens

### Second Team All-Conference Selections

2002 - Darren Swiggert, Bryce Gregory, Will Pulman, Jonathan West, Bowe Butler, Nick Nester

2003 - Bryce Gregory, Bowe Butler, Tim Smith, Kijana Thomas

2004 - Maurice Price, Jonathan Parra, Adam DeGraffenreid, Bowe Butler, Jada Ross, Tavares Shorter

2005 - Troy James, Adam DeGraffenreid, Josh Mitchell, C.J. Hirschman, Darius Jackson, Tavares Shorter

2006 - Collin Drafts, Ricky Howell, Alex Bragg, Josh Mitchell, Jonna Lee, Okeba Rollinson, C.J. Hirschman

2007 - Ryan Ard, Ricky Howell, Dennis Justiniani, Jacob Killeen, Okeba Rollinson, Nick Ellis, Matt Hoisington

2008 - Alex Bragg, Justin Witzmann, Andrew McKain, John Paglia

2009 - Kwame Krakue, J.W. Myers, John Paglia, Antwan Ivey

2010 - Jordan Lancaster, Joel Walton

2011 - Mike Chocholousek

2012 - Larry Jones III, Elijah Lee

2013 - James Smith, Dylan Black, Elijah Lee, Demaris Freeman

2014 - Christian Reyes, Erik Austell, Dylan Black, Troy McGowens, Demaris Freeman

2015 - Austin Brown, Darius Hammond, Nathan Perera, Jackson Williamson, Benny Timmons, Troy McGowens

2016 - Kameron Brown, Zane Cruz, Darius Hammond, Corbin Jackson, Joseph Smith

### Preseason All-Conference Selections

2003 - Darren Swiggert, Bryce Gregory, Johnathan West, Kijana Thomas

2004 - Bryce Gregory, Adam DeGraffenreid, Bowe Butler, Kijana Thomas

2005 - Collin Drafts, Bryan Meers, Adam DeGraffenreid, Tavares Shorter

2006 - Collin Drafts, Maurice Price, Rick Howell, Jada Ross, C.J. Hirschman

2007 - Rick Howell, Dennis Justiniani, Jada Ross, C.J. Hirschman, Okeba Rollinson, Nick Ellis

2008 - Dee Brown, Alex Bragg, Jake Killeen, Josh Mitchell

2009 - Gerald Stevenson, Andrew McKain

2010 - Gerald Stevenson, Jordan Lancaster, Joel Walton, Chris Kuzdale

2011 - Levi McFatter, Charles James

2012 - Nathan Perera, Charles James

2013 - Teddy Allen, Elijah Lee

2014 - Christian Reyes, Clayton Truitt, Dylan Black, Demaris Freeman

2015 - Erick Austell, Aaron Brown, Troy McGowens, Darius Hammond

2016 - Darius Hammond, Erick Austell, Jackson Williamson, Anthony Ellis, Solomon Brown, Troy McGowens, Joseph Smith

2017 - Kameron Brown, Frank Cirone, Anthony Ellis, Solomon Brown, Zane Cruz, Shadarius Hopkins

## CHARLESTON SOUTHERN NATIONAL AWARDS & RECOGNITION

### All-Americans

#### Associated Press (AP)

2006 - Maurice Price (3rd Team)

2008 - Philip Ashley (3rd Team)

2010 - Charles James (2nd Team)

2015 - Erik Austell (3rd Team)

2016 - Erik Austell (2nd Team), Anthony Ellis (2nd Team)

#### AFCA FCS Coaches

2016 - Erik Austell (1st Team)

#### Walter Camp Football Foundation

2016 - Darius Hammond

#### Athletic Directors Association

2016 - Darius Hammond

#### Athlon Sports

2016 - Darius Hammond

#### HERO Sports

2016 - Darius Hammond (1st Team), Erik Austell (1st Team), Anthony Ellis (1st Team), Troy McGowens (3rd Team), Mike Holloway (3rd Team), Solomon Brown (All-Sophomore 1st Team), Kameron Brown (All-Freshman Honorable Mention)

#### College Sporting News

2006 - Maurice Price

2015 - Erik Austell, Joseph Smith

#### STATS LLC

2015 - Erik Austell (2nd Team), Joseph Smith (2nd Team), Aaron Brown (3rd Team)

2016 - Darius Hammond (1st Team), Erik Austell (2nd Team), Anthony Ellis (2nd Team), Solomon Brown (3rd Team)

#### College Sports Journal

2012 - Charles James (Honorable Mention)

#### Phil Steele Magazine

2010 - Gerald Stevenson (4th Team)

2012 - Charles James (3rd Team)

#### Weekly Football Gazette

2005 - Maurice Price (3rd Team)

2006 - Maurice Price (2nd Team), Collin Drafts (Honorable Mention), Dennis Justinani (Honorable

Mention), Jada Ross (Honorable Mention), C.J. Hirschman (Honorable Mention)

#### The Sports Network

2006 - Maurice Price (2nd Team)

2007 - Jada Ross (Honorable Mention)

#### National Award Winners

##### American Football Coaches Association

2013 - Jamey Chadwell (Regional Coach of the Year)

##### CollegeSportsReport.com

2005 - Charleston Southern (I-AA Team of the Year), Jada Ross (I-AA 3rd Team)

##### AllState AFCA Good Works Team

2010 - Jordan Lancaster

##### College Football Performance Awards

2010 - Gerald Stevenson (FCS Kickoff Returner of the Year)

2015 - Darius Hammond (FCS All-Purpose Performer of the Year Award)

##### National Award Candidates

###### Eddie Robinson Award

2013 - Jamey Chadwell (Finalist - 8th)

###### STATS LLC Freshman of the Year

2015 - Solomon Brown (Finalist - 4th)

###### Stats LLC Coach of the Year

2015 - Jamey Chadwell (Finalist - 4th)

###### Fred Mitchell Award Watch List

2010 - John Paglia

###### CFPA National Freshman Performer of the Year Watch List

2013 - Ben Robinson

###### CFPA National Offensive Performer of the Year Watch List

2014 - Austin Brown

2015 - Austin Brown, Darius Hammond

###### CFPA National All-Purpose Performer of the Year Watch List

2015 - Darius Hammond

###### CFPA Linebacker Award Watch List

2015 - Solomon Brown

###### CFPA Punt Returner Award Watch List

2015 - Darius Hammond

###### Postseason All-Star Games

###### College All-Star Bowl

2014 - Elijah Lee

###### East Coast Bowl

2006 - Collin Drafts, Phil Jordan, Drew Rucks

2007 - Rick Howell, Jada Ross

2008 - Donald Fondren, Josh Mitchell, Tribble Reese

2009 - J.W. Myers

###### FCS Bowl

2014 - Demaris Freeman, Christian Reyes, Clayton Truitt

###### FCS Senior Scout Bowl

2010 - Josh Atkinson, Gerald Stevenson, Joel Walton

2012 - Corvaughn Archie, Charles James, Isaac McKenzie, Cornelius Sterling

###### Medal of Honor Bowl

2015 - Gabe Middlebrook

###### East-West Shrine Game

2016 - Erik Austell

###### Raycom College Football All-Star Classic

2012 - Charles James (Defensive MVP)

###### Texas Vs. The Nation Bowl

2007 - Maurice Price

GENERAL

STAFF

PLAYERS

REVIEW

HISTORY

HONORS

RECORDS



## CHARLESTON SOUTHERN NATIONAL AWARDS & RECOGNITION

**National Academic Honors  
CoSIDA Academic All-District**

2007 - Nick Ellis

2010 - Brad Sweatt

2011 - Kirby Broome

2014 - Christian Reyes

**FCS Athletic Directors Association  
Scholar-Athlete of the Year**

2006 - Adam DeGraffenreid

**FCS Athletic Directors Association  
Postgraduate Scholarship Finalists**

2005 - Adam DeGraffenreid

2008 - Justin Witzmann

**FCS Athletic Directors Association Academic  
All-Star Team**

2004 - Adam DeGraffenreid

2005 - Adam DeGraffenreid

2006 - Nick Ellis

2007 - Nick Ellis

2008 - Justin Witzmann

**National Football Foundation Draddy Trophy  
Candidates**

2007 - Nick Ellis (Semifinalist)

2014 - Christian Reyes (Semifinalist)

**National Football Foundation National Honor  
Society**

2008 - Nick Ellis, C.J. Hirschman

2009 - Justin Witzmann

2010 - Ryan Ard, Andrew McKain

2015 - Christian Reyes

2016 - Nathan Prater

2017 - Ben Robinson

**FCS Athletic Directors Association Most  
Improved APR Award**

2011 - Charleston Southern University

2013 - Charleston Southern University

2015 - Charleston Southern University

**Big South All-Academic Team**

2002 - Zach Snyder

2003 - Zach Snyder

2004 - Adam DeGraffenreid

2005 - Adam DeGraffenreid

2006 - Nick Ellis

2007 - Nick Ellis

2008 - Justin Witzmann

2009 - Andrew McKain

2010 - Brad Sweatt

2011 - Richard Mounce

2012 - Nick Kemper

2013 - Kirby Broome

2014 - Christian Reyes

2015 - Aaron Brown

2016 - Ben Robinson

**2002-09 Big South All-Decade Team**

Collin Drafts

Maurice Price

Gerald Stevenson

Dennis Justiniani

Jada Ross

# CHARLESTON SOUTHERN INDIVIDUAL SINGLE GAME RECORDS

Carries				Receptions				Longest Punt Returns				
1.	34	Christian Reyes	at Appalachian State (9/28/13)	1.	13	Dee Brown	at Wofford (9/8/07)	1.	77	Ken Mance	Tusculum (11/9/96)	
2.	31	Vinson Blain	at Liberty (10/3/98)	13	Eddie Gadson	at Presbyterian (9/11/04)	2.	74	Darius Hammond	The Citadel (9/20/14)		
3.	29	Christian Reyes	at Charlotte (9/27/14)	13	Maurice Price	at Liberty (11/11/06)	3.	70	Kelan Fraise	Kentucky State (9/3/16)		
4.	28	Richard Mounce	at Gardner-Webb (10/29/11)	13	Maurice Price	Liberty (11/12/05)	4.	63	C.J. Hirschman	Liberty (11/11/06)		
5.	27	Vinson Blain	North Greenville (9/19/98)	5.	12	Maurice Price	VMI (10/21/06)	5.	56	C.J. Hirschman	Savannah State (10/7/06)	
	27	Malcolm Dixon	at Jacksonville (9/17/11)	12	Maurice Price	at The Citadel (9/9/06)	6.	56	Mike Washington	West Va. State (11/17/01)		
7.	26	Andre Copeland	West Va. Wesleyan (10/15/05)	12	Gerald Stevenson	at Stony Brook (10/30/10)	7.	53	Darius Hammond	Kennesaw State (11/7/15)		
	26	Christian Reyes	Charlotte (10/26/13)	8.	11	Corvaughn Archie	Coastal Carolina (11/12/11)	8.	50	Antwan Ivey	VMI (10/31/09)	
9.	24	Andre Copeland	at Gardner-Webb (11/5/05)	11	Maurice Price	Gardner-Webb (11/4/06)	9.	49	Tavares Shorter	North Greenville (9/24/05)		
	24	Collin Drafts	Tusculum (9/27/03)	11	Maurice Price	at Gardner-Webb (11/5/05)	49	Darius Hammond	Kentucky State (9/3/16)			
	24	Christian Reyes	Coastal Carolina (11/9/13)									
Rushing Yards				Receiving Yards				Longest Kick Returns				
1.	226	Andre Copeland	West Va. Wesleyan (10/15/05)	1.	241	Brad Moultrie	Austin Peay (10/13/01)	1.	100	Gerald Stevenson	Liberty (10/9/10)	
2.	200	Brad Johnson	Davidson (10/24/92)	2.	232	Nathan Perera	Stony Brook (11/5/11)	2.	98	Mike Washington	South Florida (11/2/02)	
3.	191	Lance Miller	Morehead State (11/8/97)	3.	204	Corvaughn Archie	Coastal Carolina (11/12/11)	3.	98	Mike Washington	Liberty (11/10/01)	
4.	190	Vinson Blain	North Greenville (9/19/98)	4.	198	Gerald Stevenson	Mars Hill (9/18/10)	4.	93	Antwan Smalls	Presbyterian (9/9/00)	
5.	188	Christian Reyes	at Liberty (11/5/14)	5.	194	Brad Moultrie	Liberty (11/10/01)	5.	93	Mike Washington	Jacksonville (10/6/01)	
6.	181	Christian Reyes	Charlotte (10/26/13)	6.	189	Maurice Price	Howard (11/1/05)	6.	92	Gerald Stevenson	Gardner-Webb (10/16/10)	
7.	172	Mike Holloway	at The Citadel (9/26/15)	7.	179	Aaron Dunklin	North Greenville (10/25/03)	7.	89	Deon Lee	Stony Brook (11/14/09)	
8.	168	Christian Reyes	North Greenville (10/5/13)	8.	177	Dee Brown	at VMI (11/3/07)	8.	89	Kijana Thomas	Liberty (11/1/03)	
9.	167	Christian Reyes	at Appalachian State (9/28/13)	9.	171	Maurice Price	Liberty (11/12/05)	9.	86	Mike Washington	West Liberty State (9/28/02)	
10.	163	Malcolm Dixon	at Jacksonville (9/17/11)	10.	166	Maurice Price	VMI (10/21/06)	10.	85	Tavares Shorter	Savannah State (10/22/05)	
163	Christian Reyes	Gardner-Webb (11/8/14)										
Rushing Touchdowns				Receiving Touchdowns				Most Kick Return Yardage				
1.	4	Teddy Allen	Presbyterian (10/20/12)	1.	4	Maurice Price	Savannah State (10/22/05)	1.	295	Darius Hammond	Jacksonville State (12/11/15)	
	4	Andre Copeland	West Va. Wesleyan (10/15/05)	2.	3	Gerald Stevenson	at Stony Brook (10/18/08)	2.	255	Gerald Stevenson	Wofford (9/6/08)	
3.	3	Mike Holloway	Monmouth (10/10/15)	3.	2	31 Tied		3.	243	Gerald Stevenson	Gardner-Webb (10/16/10)	
3	3	Mike Holloway	at The Citadel (9/26/15)					4.	205	Kevin Glears	Norfolk State (9/24/11)	
3	3	Michael Jefferson	Jacksonville State (9/15/07)					5.	192	Mike Washington	Wofford (9/22/01)	
3	3	Christian Reyes	at Charlotte (9/27/14)					6.	187	Mike Washington	South Florida (11/2/02)	
7.	2	47 Tied						7.	179	Alexus Ferguson	Hawai'i (9/22/07)	
								8.	169	Kijana Thomas	West Virginia State (9/20/03)	
								9.	156	Darius Hammond	at Charlotte (9/27/14)	
								10.	154	Darius Hammond	at Liberty (11/12/16)	
Longest Rush From Scrimmage				Longest Reception				Most Total Tackles				
1.	90	Antonio Singleton	at Austin Peay (10/14/00)	1.	95	Steve McCoy	at Austin Peay (10/14/00)	1.	21	Jon Belk	Troy State (10/15/94)	
2.	84	Christian Reyes	Gardner-Webb (11/8/14)	2.	92	Sheldon Evans	Austin Peay (10/13/01)	2.	20	Jada Ross	North Greenville (9/30/06)	
3.	78	Robert Mitchell	Presbyterian (10/22/16)	3.	86	Brad Moultrie	at Presbyterian (9/14/02)	3.	20	Jada Ross	VMI (10/21/06)	
4.	76	Mike Holloway	at Liberty (11/12/16)	4.	84	Jared Scotland	Kentucky State (9/3/16)	5.	20	Andre Key	Wofford (11/11/95)	
5.	75	Mike Holloway	at Monmouth (9/24/16)	5.	81	Bryant Burch	Gardner-Webb (11/4/06)	19	19	Quentin Lee	at Presbyterian (9/14/96)	
6.	73	Mike Holloway	at The Citadel (9/26/15)	6.	80	Andre Goldsmith	South Carolina State (9/5/98)	6.	18	Jada Ross	Coastal Carolina (11/20/04)	
7.	70	Alan Barnwell	Kentucky State (9/3/16)	80	Maurice Price	VMI (10/21/06)	18	18	Sam Brown	at Wofford (11/17/96)		
8.	69	Malcolm Dixon	Gardner-Webb (11/10/12)	8.	78	Mark Vail	North Greenville (9/19/98)	18	18	Sam Brown	at UAB (11/21/96)	
9.	68	Damon White	at Presbyterian (9/14/96)	9.	77	Andre Goldsmith	at Jacksonville (11/20/99)	9.	17	Jada Ross	Coastal Carolina (11/17/07)	
10.	66	Craig Roberson	West Virginia State (11/17/01)	10.	76	Andre Goldsmith	at Liberty (10/3/98)	17	17	Jada Ross	at VMI (10/8/05)	
								17	Jada Ross	Liberty (10/20/07)		
								17	Jada Ross	Coastal Carolina (11/19/05)		
								17	Josh Bender	at Liberty (10/3/98)		
								17	Andre Key	West Virginia State (9/21/96)		
Passing Yards				All-Purpose Yards				Most Sacks				
1.	419	Collin Drafts	Allen (11/6/04)	1.	389	Gerald Stevenson	Gardner-Webb (10/16/10)	1.	4.0	Dennis Hamilton	Guilford (9/28/91)	
2.	406	Collin Drafts	Gardner-Webb (11/4/06)	2.	302	Gerald Stevenson	at Wofford (9/6/08)	2.	3.0	Will Hunt	North Greenville (10/5/13)	
	406	Jake Sills	Austin Peay (10/13/01)	3.	246	Gerald Stevenson	Mars Hill (9/18/10)	3.0	3.0	Ryan West	North Greenville (9/2/01)	
4.	398	Eli Byrd	at North Greenville (9/29/07)	4.	245	Andre Copeland	West Va. Wesleyan (10/15/05)	3.0	3.0	Adrell Walker	Austin Peay (10/16/99)	
5.	397	Richard Mounce	Coastal Carolina (11/12/11)	5.	241	Brad Moultrie	Austin Peay (10/13/01)	5.	2.5	Okeba Rollinson	The Citadel (9/9/06)	
6.	396	Darren Swiggett	at The Citadel (11/21/02)	6.	240	Gerald Stevenson	at Stony Brook (10/18/08)	2.5	2.5	Matt Woods	Presbyterian (11/7/09)	
7.	382	Sidney Bryant	Presbyterian (11/10/07)	7.	232	Nathan Perera	Stony Brook (11/5/11)	7.	2.0	37 Tied		
8.	374	A.J. Toscano	Mars Hill (9/18/10)	232	Christian Reyes	at Liberty (11/15/14)						
9.	344	Jake Sills	Liberty (11/10/01)	9.	225	Alexius Ferguson	at Hawai'i (9/22/07)					
10.	342	Richard Mounce	Stony Brook (11/5/11)	10.	221	Darius Hammond	at Troy (9/12/15)					
Passing Touchdowns				Points Scored				Most Tackles For Loss				
1.	5	Collin Drafts	North Greenville (10/23/04)	1.	24	Teddy Allen	Presbyterian (10/20/12)	1.	5.0	Will Hunt	Jacksonville (9/17/11)	
	5	Collin Drafts	at The Citadel (9/9/06)	24	Andre Copeland	West Va. Wesleyan (10/15/05)	2.	5.0	Gary Hamby	South Florida (10/31/98)		
3.	4	14 Tied		24	Maurice Price	Savannah State (10/22/05)	5.0	5.0	Reggie Carr	Presbyterian (9/14/96)		
				24	Christian Reyes	at Charlotte (9/27/14)	4.	4.5	Okeba Rollinson	The Citadel (9/9/06)		
				5.	20	Gerald Stevenson	Gardner-Webb (10/16/10)	5.	4.0	Anthony Ellis	Liberty (11/14/15)	
				6.	18	Five Tied		4.0	4.0	Anthony Ellis	at Kennesaw State (11/7/15)	
								4.0	Martin Arce	Savannah State (10/12/02)		
								4.0	Bowe Butler	Savannah State (10/12/02)		
								4.0	Josh Bender	at S.C. State (9/4/99)		
								4.0	Jason Watson	at S.C. State (9/4/99)		
Completion Percentage				Longest Field Goal Made				Longest Punt				
1.	92.9	Shane Bucenell	Presbyterian (10/22/16)	1.	51	John Paglia	Stony Brook (11/14/09)	1.	72	Heath Seimon	Newberry 10/9/93	
2.	85.0	Austin Brown	at Charlotte (9/27/14)	2.	48	John Paglia	at Wofford (9/6/08)	1.	71	Truett Burns	at Colorado (10/19/13)	
3.	82.8	Collin Drafts	Allen University (11/6/04)	48	Nick Ellis	at Hawai'i (9/22/07)	2.	64	Jason Trussell	at East Tennessee St (11/18/00)		
4.	82.1	Collin Drafts	at Gardner-Webb (11/5/05)	4.	47	Nick Ellis	at Jacksonville (9/18/04)	3.	63	Nick Ellis	at Gardner-Webb (11/5/05)	
5.	80.8	A.J. Toscano	Savannah State (10/3/09)	47	Josh Waters	Samford (10/20/01)	63	Nik Zdral	at Presbyterian (9/14/02)			
6.	80.0	Jake Sills	Guilford (9/2/00)	47	John Paglia	Savannah State (10/3/09)	5.	61	Truett Burns	Presbyterian (10/22/16)		
	80.0	Jake Sills	at Wofford (9/22/01)	7.	46	Jacob Smoak	at North Dakota State (8/27/16)	61	Truett Burns	Kennesaw State (11/19/16)		
	80.0	Andrew Trudnowski	at Kentucky (11/6/10)	46	Nick Ellis	at Gardner-Webb (11/5/05)	7.	60	Tavares Shorter	Coastal Carolina (11/22/03)		
9.	79.2	A.J. Toscano	at VMI (10/31/09)	46	John Paglia	Stony Brook (11/14/09)	60	Josh Waters	at Wofford (9/22/01)			
10.	78.6	Collin Drafts	Edward Waters (10/14/06)	10.	45	David Kennedy	at Georgia (11/22/14)	59	Six Times			
				45	John Paglia	Wofford (9/11/10)						
Longest Completion				Longest Punt				Longest Punt Returns				
1.	95	Jake Sills	at Austin Peay (10/14/00)	1.	72	Heath Seimon	Newberry 10/9/93	1.	77	Ken Mance	Tusculum (11/9/96)	
2.	92	Jake Sills	Austin Peay (10/13/01)	1.	71	Truett Burns	at Colorado (10/19/13)	2.	74	Darius Hammond	The Citadel (9/20/14)	
3.	86	Clint Chappell	at Presbyterian (9/14/02)	2.	64	Jason Trussell	at East Tennessee St (11/18/00)	3.	70	Kelan Fraise	Kentucky State (9/3/16)	
4.	84	Shane Bucenell	Kentucky St. (9/3/16)	3.	63	Nick Ellis	at Gardner-Webb (11/5/05)	4.	63	C.J. Hirschman	Liberty (11/11/06)	
5.	81	Collin Drafts	Gardner-Webb (11/4/06)	63	Nik Zdral	at Presbyterian (9/14/02)	5.	56	C.J. Hirschman	Savannah State (10/7/06)		
6.	80	Brooks Combs	South Carolina State (9/5/98)	5.	61	Truett Burns	Presbyterian (10/22/16)	6.	56	Mike Washington	West Va. State (11/17/01)	
	80	Collin Drafts	VMI (10/21/06)	61	Truett Burns	Kennesaw State (11/19/16)	7.	53	Darius Hammond	Kennesaw State (11/7/15)		
8.	78	Brooks Combs	North Greenville (9/19/98)	7.	60	Tavares Shorter	Coastal Carolina (11/22/03)	8.	50	Antwan Ivey	VMI (10/31/09)	
9.	77	Jeff McCool	at Jacksonville (11/20/99)	60	Josh Waters	at Wofford (9/22/01)	9.	49	Tavares Shorter	North Greenville (9/24/05)		
10.	76	Brooks Combs	at Liberty (10/3/98)	59	Six Times		49	Darius Hammond	Kentucky State (9/3/16)			

GENERAL  
STAFF  
PLAYERS  
REVIEW  
HISTORY  
HONORS  
RECORDS



# RECORDS

## CHARLESTON SOUTHERN INDIVIDUAL SINGLE SEASON RECORDS

### Rushing Yards

1.	1254	Christian Reyes	2013
2.	946	Christian Reyes	2014
3.	881	Mike Holloway	2016
4.	856	Darius Hammond	2015
5.	774	Vinson Blain	1998
6.	721	Andre Copeland	2005
7.	647	D'Angelo Dereef	1994
8.	626	Eric Gomillion	1993
9.	606	Laron Gordon	1991
10.	590	Mike Holloway	2014

### Rushing Attempts

1.	245	Christian Reyes	2013
2.	180	Vinson Blain	1998
3.	179	Christian Reyes	2014
4.	177	D'Angelo Dereef	1994
5.	163	Collin Drafts	2003
6.	158	Andre Copeland	2005
7.	149	Laron Gordon	1991
8.	145	Darius Hammond	2015
9.	140	Brad Johnson	1992
10.	131	DeMarcus Moon	2010

### Rushing Touchdowns

1.	9	Christian Reyes	2013
	9	Teddy Allen	2012
	9	Mike Holloway	2015
	9	Mike Holloway	2016
	9	Collin Drafts	2005
6.	8	DeMarcus Moon	2010
	8	Christian Reyes	2014
8.	7	Collin Drafts	2006
	7	Andre Copeland	2005
	7	Malcolm Dixon	2012

### Passing Yards

1.	2665	Collin Drafts	2006
2.	2594	Collin Drafts	2005
3.	2532	Collin Drafts	2004
4.	2297	Jake Sills	2001
5.	2092	A.J. Toscano	2009
6.	2043	Tribble Reese	2008
7.	1977	Collin Drafts	2003
8.	1848	Austin Brown	2014
9.	1546	Eli Byrd	2007
10.	1490	Darren Swiggett	2002

### Passing Touchdowns

1.	23	Tribble Reese	2008
2.	21	Collin Drafts	2006
	21	Collin Drafts	2004
4.	20	Collin Drafts	2005
5.	15	Shane Bucenell	2016
6.	12	A.J. Toscano	2009
	12	Jake Sills	2001
8.	11	Eli Byrd	2007
	11	Collin Drafts	2003
	11	Austin Brown	2014

### Completion Percentage

1.	69.9	Collin Drafts	2006
2.	62.4	Collin Drafts	2004
3.	61.0	Tribble Reese	2008
4.	61.0	Collin Drafts	2005
5.	60.7	A.J. Toscano	2010
6.	59.3	Shane Bucenell	2016
7.	58.2	Sidney Bryant	2007
8.	58.1	A.J. Toscano	2009
9.	57.6	Darren Swiggett	2002
10.	56.7	Daniel Croghan III	2013

### Receiving Yards

1.	1063	Aaron Dunklin	2003
2.	1043	Maurice Price	2005
3.	985	Maurice Price	2006
4.	898	Dee Brown	2007
5.	865	Brad Moultrie	2001
6.	792	Eddie Gadson	2004
7.	777	Gerald Stevenson	2010
8.	762	Andre Goldsmith	1998
9.	729	Harry Seabrook	2004
10.	724	Gerald Stevenson	2009

### Receptions

1.	103	Maurice Price	2006
2.	80	Aaron Dunklin	2003
3.	72	Maurice Price	2005
4.	69	Dee Brown	2007
5.	69	Eddie Gadson	2004
6.	59	Brad Moultrie	2001
7.	55	Gerald Stevenson	2009
8.	54	Gerald Stevenson	2010
	54	Harry Seabrook	2004
10.	51	Luke Turner	2001

### Receiving Touchdowns

1.	10	Maurice Price	2006
2.	9	Eddie Gadson	2004
	9	Gerald Stevenson	2008
	9	Dee Brown	2007
5.	7	Maurice Price	2005
6.	6	Aaron Dunklin	2003
	6	Kevin Glears	2013
	6	Kameron Brown	2016
	6	Aaron Dunklin	2002
10.	5	Brad Moultrie	2001
	5	Vernon Huger	2007
	5	Harry Seabrook	2004

### Total Offense

1.	3,178	Collin Drafts	2006
2.	2,772	Collin Drafts	2005
3.	2,652	Collin Drafts	2004
4.	2,463	Jake Sills	2001
5.	2,417	A.J. Toscano	2009
6.	2,149	Tribble Reese	2008
7.	2,102	Austin Brown	2014
8.	1,969	Collin Drafts	2003
9.	1,909	Brooks Combs	1998
10.	1,803	Eli Byrd	2007

### Touchdowns Responsible For

1.	29	Collin Drafts	2005
2.	28	Collin Drafts	2006
3.	25	Tribble Reese	2008
4.	22	Collin Drafts	2004
5.	19	Shane Bucenell	2016
6.	16	Austin Brown	2014
	16	Malcolm Dixon	2012
	16	A.J. Toscano	2009
9.	14	Jake Sills	2001
10.	13	Eli Byrd	2007

### All Purpose Yards

1.	1,865	Darius Hammond	2015
2.	1,830	Gerald Stevenson	2008
3.	1,700	Gerald Stevenson	2010
4.	1,452	Gerald Stevenson	2009
5.	1,347	Darius Hammond	2016
6.	1,289	Christian Reyes	2013
7.	1,247	Aaron Dunklin	2003
8.	1,246	D'Angelo Dereef	1993
9.	1,241	Kijana Thomas	2003
10.	1,235	D'Angelo Dereef	1992

### Points Scored

1.	78	Mike Holloway	2015
2.	76	John Paglia	2009
3.	69	David Kennedy	2014
4.	68	Mike Holloway	2016
5.	68	Gerald Stevenson	2008
6.	68	Brad Johnson	1994
7.	62	Nick Ellis	2007
8.	60	Mike Holloway	2015
9.	60	Maurice Price	2006
10.	58	Josh Waters	2001

### Touchdowns

1.	13	Mike Holloway	2015
2.	11	Mike Holloway	2016
	11	Gerald Stevenson	2008
4.	10	Maurice Price	2006
5.	9	Eddie Gadson	2004
	9	Teddy Allen	2012
	9	DeMarcus Moon	2010
	9	Christian Reyes	2014
	9	Collin Drafts	2005
	9	Dee Brown	2007
	9	Christian Reyes	2013

### Extra Points Made

1.	43	Tyler Tekac	2016
2.	36	David Kennedy	2014
3.	35	Nick Ellis	2005
4.	33	Nick Ellis	2006
5.	29	Nick Ellis	2007
	29	Nick Ellis	2004
	29	Jason Trussell	2000
8.	28	John Paglia	2009
	28	Clint Kelly	1998
10.	25	Josh Waters	2001
	25	T.J. Higgins	2013

### Extra Point Percentage

1.	100.0	Cameron Mitchell	2013
	100.0	T.J. Higgins	2012
	100.0	Andy Brown	2010
	100.0	Andy Brown	2008
	100.0	T.J. Higgins	2011
6.	96.7	Nick Ellis	2007
	96.7	Jason Trussell	2000
8.	95.6	Tyler Tekac	2016
9.	94.7	Darren Swiggett	2003
10.	94.6	Nick Ellis	2005

### Field Goals Made

1.	16	John Paglia	2009
2.	11	Josh Waters	2001
	11	Nick Ellis	2007
	11	David Kennedy	2014
5.	10	John Paglia	2008
6.	9	Mark Deboy	2013
	9	Andy Brown	2011
	9	Dennis Decker	1993
	9	Clint Kelly	1998
8.	8	Clint Kelly	1999
9.	7	Nick Ellis	2005
10.	6	Nick Ellis	2006
	6	Tyler Tekac	2015
	6	Jason Trussell	2000

### Field Goal Percentage

1.	75.0	Mark Deboy	2013
2.	72.7	John Paglia	2009
3.	71.4	John Paglia	2008
4.	69.2	Andy Brown	2011
5.	68.8	Josh Waters	2001
6.	66.7	Nick Ellis	2006
	66.7	Tyler Tekac	2015
	66.7	Nick Ellis	2004
	66.7	Tyler Tekac	2016
10.	64.7	Nick Ellis	2007

### Punt Yards

1.	3,448	Clay Williams	1997
2.	2,832	Clay Williams	1995
3.	2,698	Jason Trussell	2000
4.	2,679	Clay Williams	1998
5.	2,577	Andy Brown	2011
6.	2,380	Clay Williams	1996
7.	2,380	Clay Williams	1997
8.	2,330	Truett Burns	2013
9.	2,310	Phil Hatcher	1991
10.	2,105	Nick Ellis	2007

### Punt Return Yards

1.	258	C.J. Hirschman	2006
2.	236	D'Angelo Dereef	1992
3.	225	Darius Hammond	2016
4.	221	Darius Hammond	2014
5.	217	Darius Hammond	2015
6.	208	Mike Washington	2002
7.	185	Charles James	2011
8.	181	Aaron Latino	1998
9.	167	Eddie Gadson	2004
10.	161	Mark Vail	2000

# CHARLESTON SOUTHERN INDIVIDUAL SINGLE SEASON RECORDS

## Punt Returns

1.	31	Aaron Latino	1999
	31	D'Angelo Dereef	1992
3.	28	Mark Vail	2000
4.	23	Eddie Gadson	2004
5.	21	Darius Hammond	2016
6.	20	Mike Washington	2002
7.	19	C.J. Hirschman	2006
	19	Charles James	2011
9.	17	D'Angelo Dereef	1991
	17	Aaron Latino	1998

## Punt Return Touchdowns

1.	1	Charles James	2011
	1	Alexius Ferguson	2006
	1	Jon Bouleware	2000
	1	C.J. Hirschman	2006
	1	Kelan Fraise	2016
	1	Ken Mance	1997
	1	Ken Mance	1996
	1	Lorenzo Mathis	2014
	1	Darius Hammond	2014
	1	Don Phillips	2002
	1	Antwan Ivey	2009
	1	Austin Wald	2011

## Kick Return Yards

1.	1148	Kijana Thomas	2003
2.	921	Gerald Stevenson	2008
3.	831	Mike Washington	2002
4.	718	Tony Bines	1994
5.	702	Darius Hammond	
6.	645	Mike Washington	2001
7.	613	Gerald Stevenson	2010
8.	582	Darius Hammond	2014
9.	551	Gerald Stevenson	2007
10.	544	Tavares Shorter	2005

## Kick Returns

1.	50	Kijana Thomas	2003
2.	37	Gerald Stevenson	2008
3.	33	Mike Washington	2002
4.	28	Darius Hammond	2015
5.	27	Tony Bines	1994
6.	25	Darius Hammond	2014
7.	24	Mike Washington	2001
	24	Tavares Shorter	2005
	24	Gerald Stevenson	2007
	24	D'Angelo Dereef	1991

## Kick Return Touchdowns

1.	3	Gerald Stevenson	2010
2.	2	Mike Washington	2001
3.	1	Mike Washington	2002
	1	Deon Lee	2009
	1	Antwan Smalls	2000
	1	Tavares Shorter	2005

## Interception Return Yards

1.	117	Philip Ashley	2008
2.	103	Antwain Harvey	2009
3.	99	Jon Carmon	2007
4.	87	Lorenzo Mathis	2015
5.	86	Tony Robinson	2000
6.	79	Charles James	2009
7.	64	Charles James	2011
8.	59	Josh Mitchell	2006
	59	Davion Anderson	2014
10.	58	Antoni Simmons	1998

## Interceptions

1.	6	Philip Ashley	2008
	6	Charles James	2010
3.	5	Mike Washington	2002
4.	4	Nick Nester	2002
	4	Troy McGowens	2016
	4	Jon Carmon	2006
	4	Malcolm Jackson	2014
	4	Troy McGowens	2014
	4	Ruben Potts	1996
	4	Ruben Potts	1997
	4	Lamont Witherspoon	1994

## Interception Return Touchdowns

1.	1	Tony Robinson	2000
	1	Darius Jackson	2006
	1	Josh Mitchell	2006
	1	Lorenzo Mathis	2015
	1	Dylan Black	2014
	1	Antoni Simmons	1998
	1	Davion Anderson	2014
	1	Jay Beech	2001
	1	Charles James	2009
	1	Matt Bach	2009
	1	Antwain Harvey	2009
	1	Solomon Brown	2015
	1	Okeba Rollins	2005
	1	Elijah Lee	2013

## Passes Defended

1.	17	Charles James	2010
2.	15	Mike Washington	2002
3.	14	Troy McGowens	2014
4.	13	Ruben Potts	1996
	13	Ruben Potts	1997
6.	12	Shadarius Hopkins	2016
7.	11	Malcolm Jackson	2014
	11	Malcolm Jackson	2015
9.	10	Nick Nester	2002
	10	Omar Payne	1998

## Fumble Return Yards

1.	95	Chris King	1996
	95	Chris King	1997
3.	85	Gabe Middlebrook	2014
4.	77	Jada Ross	2007
5.	72	Antonio Simmons	1998
6.	61	Anthony Ellis	2015
	61	T.J. Mawhinney	1999
8.	53	Okeba Rollinson	2007
	53	Aaron Brown	2015
10.	43	Matt Bach	2009

## Fumble Returns

1.	2	Tony Robinson	2000
	2	Quentin Lee	1996
	2	Andre Key	1997
	2	Andre Keu	1996
	2	Quentin Lee	1997
6.	1	26 Tied	

## Fumble Return Touchdowns

1.	1	T.J. Mawhinney	1999
	1	Antonio Simmons	1998
	1	Jada Ross	2007
	1	Gabe Middlebrook	2014
	1	Chris King	1996
	1	Ryan West	2001
	1	Chris King	1997
	1	Tony Robinson	2000
	1	Aaron Brown	2015
	1	Okeba Rollinson	2007
	1	Dylan Black	2013
	1	Anthony Ellis	2015
	1	Philip Ashley	2007
	1	Alexius Ferguson	2007

## Forced Fumbles

1.	5	Chris King	1997
	5	Chris King	1996
3.	4	Luvert Smith	1996
	4	Luvert Smith	1997
5.	3	Tim Smith	2003
	3	Okeba Rollinson	2006
	3	Joel Walton	2009
	3	Calvin Bryant	2013
9.	2	21 Tied	

## Fumbles Recovered

1.	3	Latroy Robinson	2000
2.	2	28 Tied	

## Total Tackles

1.	131	Jada Ross	2007
2.	128	Jada Ross	2005
3.	127	Jada Ross	2006
4.	118	Coy Browning	1992
5.	105	Jonna Lee	2003
6.	104	Sam Brown	1996
	104	Sam Brown	1997
8.	99	Quentin Lee	1995
9.	96	Quentin Lee	1996
	96	Quentin Lee	1997

## Unassisted Tackles

1.	77	Sam Brown	1997
	77	Sam Brown	1996
3.	74	Coy Browning	1992
4.	68	Quentin Lee	1997
	68	Quentin Lee	1996
6.	64	Jonna Lee	2003
	64	Quentin Lee	1995
8.	58	Antonio Simmons	1998
9.	57	Jada Ross	2007
10.	56	Jada Ross	2005

## Assisted Tackles

1.	76	Jada Ross	2006
2.	74	Jada Ross	2007
3.	72	Jada Ross	2005
4.	58	Coy Browning	1991
5.	57	Chris Patrick	2010
6.	53	Josh Mitchell	2006
	53	Jonna Lee	2006
8.	51	C.J. Hirschman	2006
9.	50	Josh Mitchell	2005
10.	48	Coy Browning	1993

## Tackles For Loss

1.	16.0	Anthony Ellis	2016
2.	15.0	Dennis Justiniani	2006
3.	14.5	Solomon Brown	2016
4.	13.0	Josh Bender	1998
	13.0	Gary Hamby	1998
6.	12.0	Reggie Carr	1996
	12.0	Reggie Carr	1997
8.	11.5	Jonna Lee	2003
	11.5	Johnathan West	2003
10.	11.0	Jada Ross	2006
	11.0	Anthony Ellis	2015
	11.0	Jonna Lee	2005

## Sacks

1.	11.0	Dennis Hamilton	1991
2.	9.0	Gary Hamby	1998
3.	8.0	Dennis Hamilton	1994
4.	7.0	Anthony Ellis	2016
	7.0	Bill Barteld	1992
	7.0	Adrell Walker	2001
7.	6.5	Jake Killeen	2008
8.	6.0	Joel Walton	2009
	6.0	Dennis Justiniani	2006
	6.0	Dennis Hamilton	1993
	6.0	Reggie Carr	1995
	6.0	Adam DeGraffenreid	2004

## Quarterback Hurries

1.	9	Dylan Black	2013
2.	8	Solomon Brown	2016
	8	Joel Walton	2009
	8	Anthony Ellis	2016
5.	6	Dennis Justiniani	2006
6.	5	Zane Cruz	2016
	5	Chris Patrick	2010
	5	Cornelius Sterling	2010
	5	Dorein Perkins	2008
	5	Joel Walton	2010
	5	Will Hunt	2012

## Blocked Kicks

1.	3	Jada Ross	2007
2.	2	Kenny Johnson	2010
	2	Antwain Harvey	2009
4.	1	38 Tied	

GENERAL

STAFF

PLAYERS

REVIEW

HISTORY

HONORS

RECORDS



## CHARLESTON SOUTHERN INDIVIDUAL CAREER RECORDS

### Rushing Yards

1.	2349	Mike Holloway	2013-16
2.	2200	Christian Reyes	2013-14
3.	1419	Travis Mays	2000-04
4.	1370	Darius Hammond	2013-16
5.	1363	DeMarcus Moon	2007-10
6.	1357	Ben Robinson	2013-16
7.	1277	Malcolm Dixon	2010-13
8.	1093	Vinson Blain	1998-00
	1093	Teddy Allen	2010-13
10.	941	Lance Miller	1996-99

### Rushing Attempts

1.	505	Collin Drafts	2003-06
2.	424	Christian Reyes	2013-14
3.	372	Travis Mays	2000-04
4.	315	Malcolm Dixon	2010-13
5.	305	DeMarcus Moon	2007-10
6.	294	Mike Holloway	2013-16
7.	268	Vinson Blain	1998-00
8.	240	Andy Tarr	1996-97
9.	239	Darius Hammond	2013-16
10.	233	Teddy Allen	2010-13

### Rushing Touchdowns

1.	23	Mike Holloway	2013-16
2.	17	Christian Reyes	2013-14
	17	Collin Drafts	2003-06
4.	13	Ben Robinson	2013-16
	13	Darius Hammond	2013-16
6.	11	DeMarcus Moon	2007-10
	11	Travis Mays	2000-04
8.	10	Vinson Blain	1998-00
	10	Robert Adams	2004-06
	10	Kenny Harper	2004-07
	10	Andy Tarr	1996-97
	10	Teddy Allen	2010-13
	10	Malcolm Dixon	2010-13

### Passing Yards

1.	9768	Collin Drafts	2003-06
2.	3232	A.J. Toscano	2008-10
3.	3099	Jake Sills	2000-01
4.	2903	Austin Brown	2014-15
5.	2685	Malcolm Dixon	2010-13
6.	2182	Andy Tarr	1996-97
7.	2159	Brooks Combs	1996-99
8.	2043	Tribble Reese	2008
9.	1617	Eli Byrd	2005-07
10.	1490	Darren Swiggett	2002,04

### Passing Touchdowns

1.	73	Collin Drafts	2003-06
2.	23	Tribble Reese	2008
3.	22	A.J. Toscano	2008-10
	22	Malcolm Dixon	2010-13
5.	18	Austin Brown	2014-15
6.	15	Jake Sills	2000-01
	15	Shane Bucenell	2016
8.	12	Eli Byrd	2005-07
9.	11	Sidney Bryant	2004-07
10.	10	Andy Tarr	1996-97
	10	Darren Swiggett	2002,04
	10	Richard Mounce	2010-11

### Completion Percentage

1.	62.0	Collin Drafts	2003-06
2.	61.0	Tribble Reese	2008
3.	59.3	Shane Bucenell	2016
4.	59.0	A.J. Toscano	2008-10
5.	58.3	Sidney Bryant	2004-07
6.	57.6	Darren Swiggett	2002,04
7.	56.9	Daniel Croghan III	2013-15
8.	56.3	Eli Byrd	2005-07
9.	55.4	Jake Sills	2000-01
10.	54.9	Travis Cunningham	2000-01

### Receiving Yards

1.	2429	Maurice Price	2004-06
2.	2140	Gerald Stevenson	2007-10
3.	1786	Aaron Dunklin	2002-03
4.	1736	Markus Murry	2005-08
5.	1684	Nathan Perera	2010-15
6.	1426	Ande Goldsmith	1996-99
7.	1385	Brad Moultrie	2000-02
8.	1220	Kwame Krakue	2007-10
9.	1017	Colton Korn	2013-16
10.	956	Larry Jones III	2012-16

### Receptions

1.	202	Maurice Price	2004-06
2.	166	Gerald Stevenson	2007-10
3.	125	Aaron Dunklin	2002-03
4.	118	Markus Murry	2005-08
5.	112	Nathan Perera	2010-15
6.	104	Brad Moultrie	2000-02
7.	92	Kwame Krakue	2007-10
8.	88	Luke Turner	2000-03
9.	85	Colton Korn	2013-16
10.	76	Ande Goldsmith	1996-99
	76	Dee Brown	2007-08

### Receiving Touchdowns

1.	19	Maurice Price	2004-06
2.	15	Gerald Stevenson	2007-10
3.	12	Aaron Dunklin	2002-03
	12	Markus Murry	2005-08
5.	9	Nathan Perera	2010-15
	9	Dee Brown	2007-08
	9	Eddie Gadson	2004
8.	8	Brad Moultrie	2000-02
	8	Kwame Krakue	2007-10
10.	7	Ande Goldsmith	1996-99
	7	Colton Korn	2013-16

### Total Offense

1.	10571	Collin Drafts	2003-06
2.	3962	Malcolm Dixon	2010-13
3.	3629	A.J. Toscano	2008-10
4.	3537	Jake Sills	2000-01
5.	3311	Austin Brown	2014-15
6.	2513	Brooks Combs	1996-99
7.	2504	Andy Tarr	1996-97
8.	2349	Mike Holloway	2013-16
9.	2200	Christian Reyes	2013-14
10.	2149	Tribble Reese	2008

### Touchdowns Responsible For

1.	90	Collin Drafts	2003-06
2.	32	Malcolm Dixon	2010-13
3.	28	Mike Holloway	2013-16
4.	26	A.J. Toscano	2008-10
	26	Gerald Stevenson	2007-10
6.	25	Tribble Reese	2008
7.	24	Austin Brown	2014-15
8.	22	Jake Sills	2000-01
9.	20	Andy Tarr	1996-97
10.	19	Shane Bucenell	2016
	19	Maurice Price	2004-06

### All Purpose Yards

1.	5684	Gerald Stevenson	2007-10
2.	3874	Darius Hammond	2013-16
3.	2942	Mike Holloway	2013-16
4.	2436	Maurice Price	2004-06
5.	2343	Christian Reyes	2013-14
6.	2023	Aaron Dunklin	2002-03
7.	1973	Travis Mays	2000-04
8.	1857	Markus Murry	2005-08
9.	1782	Terrel Mitchell	1996-97
10.	1706	Ande Goldsmith	1996-99

### Points Scored

1.	214	Nick Ellis	2003-07
2.	170	Mike Holloway	2013-16
3.	150	Gerald Stevenson	2007-10
4.	143	John Paglia	2007-10
5.	116	Maurice Price	2004-06
6.	108	Christian Reyes	2013-14
7.	102	Collin Drafts	2003-06
8.	96	Darius Hammond	2013-16
9.	90	Tyler Tekac	2015-16
10.	84	Ben Robinson	2013-16

### Touchdowns

1.	28	Mike Holloway	2013-16
2.	24	Gerald Stevenson	2007-10
3.	19	Maurice Price	2004-06
4.	18	Christian Reyes	2013-14
5.	17	Collin Drafts	2003-06
6.	16	Darius Hammond	2013-16
7.	14	Ben Robinson	2013-16
8.	12	Aaron Dunklin	2002-03
	12	Kenny Harper	2004-07
	12	DeMarcus Moon	2007-10
	12	Markus Murry	2005-08

### Extra Points Made

1.	127	Nick Ellis	2003-07
2.	60	Tyler Tekac	2015-16
3.	56	John Paglia	2007-10
4.	39	T.J. Higgins	2011-13
5.	36	David Kennedy	2014-16
6.	33	Andy Brown	2008-11
7.	29	Jason Trussell	1999-00
8.	26	Clint Kelly	1996-99
9.	25	Josh Waters	2000-01
10.	23	Darren Swiggett	2002-04

### Extra Point Percentage

1.	100.0	Joel Blaschke	1996-97
	100.0	Cameron Mitchell	2011-13
3.	96.7	Jason Trussell	1999-00
4.	95.1	T.J. Higgins	2011-13
5.	94.1	Nick Ellis	2003-07
6.	92.6	Josh Waters	2000-01
7.	92.3	Tyler Tekac	2015-16
8.	91.6	Andy Brown	2008-11
9.	90.0	David Kennedy	2014-16
10.	85.7	Adam Resnick	2000-02

### Field Goals Made

1.	29	John Paglia	2007-10
	29	Nick Ellis	2003-07
3.	16	Clint Kelly	1996-99
4.	12	Mark Deboy	2011-13
5.	11	Josh Waters	2000-01
	11	David Kennedy	2014-16
7.	10	Tyler Tekac	2015-16
	10	Andy Brown	2008-11
9.	6	Jason Trussell	1999-00
10.	2	Nik Zdral	2002
	2	Jacob Smoak	2016
	2	Adam Resnick	2000-02

### Field Goal Percentage

1.	75.0	Mark Deboy	2011-13
2.	71.4	Andy Brown	2008-11
3.	68.8	Josh Waters	2000-01
4.	66.7	Tyler Tekac	2015-16
5.	65.9	John Paglia	2007-10
6.	64.4	Nick Ellis	2003-07
7.	61.1	David Kennedy	2014-16
8.	50.0	Clint Kelly	1996-99
9.	42.9	Jason Trussell	1999-00
10.	28.6	Adam Resnick	2000-02

### Punt Yards

1.	8079	Andy Brown	2008-11
2.	7304	Truett Burns	2013-16
3.	6853	Clay Williams	1996-98
4.	5218	Nick Ellis	2003-07
5.	4465	Jason Trussell	1999-00
6.	2404	Hart Pearson	2004-06
7.	1734	Adam Resnick	2000-02
8.	1447	Cameron Mitchell	2011-13
9.	1288	Josh Waters	2000-01
10.	1190	Clint Chappell	2000-03

### Punt Return Yards

1.	656	Darius Hammond	2013-16
2.	315	Charles James	2009-12
3.	280	C.J. Hirschman	2004-07
4.	226	Ken Mance	1996-98
5.	208	Mike Washington	2002
6.	200	Gerald Stevenson	2007-10
7.	188	Aaron Latino	1998-99
8.	167	Eddie Gadson	2004
9.	161	Mark Vail	1998-00
10.	143	Tavares Shorter	2004-05

# CHARLESTON SOUTHERN INDIVIDUAL CAREER RECORDS

## Punt Returns

1.	50	Darius Hammond	2013-16
2.	40	Aaron Latino	1998-99
3.	31	Charles James	2009-12
4.	28	Mark Vail	1998-00
5.	26	C.J. Hirschman	2004-07
6.	23	Eddie Gadsen	2004
7.	21	Gerald Stevenson	2007-10
8.	20	Mike Washington	2002
9.	14	Greg Pinckney	1996-98
	14	Tavares Shorter	2004-05
	14	Mike Washington	2000-01
	14	D.J. Curl	2013-14

## Punt Return Touchdowns

1.	2	Ken Mance	1996-98
2.	1	Austin Wald	2009-12
	1	Alexius Ferguson	2004-07
	1	Kelan Fraise	2015-16
	1	Charles James	2009-12
	1	Don Phillips	2002-03
	1	Jon Bouleware	1999-00
	1	C.J. Hirschman	2004-07
	1	Darius Hammond	2013-16
	1	Antwan Ivey	2008-09
	1	Lorenzo Mathis	2013-16

## Kick Return Yards

1.	2449	Gerald Stevenson	2007-10
2.	1718	Darius Hammond	2013-16
3.	1148	Kijana Thomas	2002-03
4.	1476	Mike Washington	2000-02
5.	898	Terrel Mitchell	1996-97
6.	772	Aaron Latino	1998-99
7.	662	Kevin Glears	2011-13,15
8.	618	Tavares Shorter	2004-05
9.	468	Larry Stroud	1998-99
10.	441	Deon Lee	2009-10

## Kick Returns

1.	102	Gerald Stevenson	2007-10
2.	70	Darius Hammond	2013-16
3.	57	Mike Washington	2000-02
4.	50	Kijana Thomas	2002-03
5.	44	Terrel Mitchell	1996-97
6.	35	Aaron Latino	1998-99
7.	32	Kevin Glears	2011-13,15
8.	27	Tavares Shorter	2004-05
9.	26	Larry Stroud	1998-99
10.	23	Bryant Burch	2005-06

## Kick Return Touchdowns

1.	3	Gerald Stevenson	2007-10
	3	Mike Washington	2000-02
3.	1	Deon Lee	2009-10
	1	Antwan Smalls	1999-00
	1	Tavares Shorter	2004-05

## Interception Return Yards

1.	170	Philip Ashley	2006-08
2.	147	Charles James	2009-12
3.	123	Jonathan Carmon	2004-07
4.	103	Antwan Harvey	2009
5.	99	Josh Mitchell	2004-08
6.	87	Lorenzo Mathis	2013-16
7.	86	Tony Robinson	1999-02
8.	62	Corbin Jackson	2012-16
9.	61	David Misher	2004-07
10.	59	Davion Anderson	2014-15

## Interceptions

1.	12	Charles James	2009-12
2.	11	Philip Ashley	2006-08
3.	10	Troy McGowens	2013-16
4.	8	Ruben Potts	1996-97
5.	7	Jonathan Carmon	2004-07
	7	C.J. Hirschman	2004-07
7.	6	David Misher	2004-07
	6	Omar Payne	1996-99
	6	Malcolm Jackson	2012-15
10.	5	Tavares Shorter	2004-05
	5	Josh Warrior	2004,06-08
	5	Chris Kuzdale	2008-11
	5	Dounia Whitehouse	2000-02

## Interception Return Touchdowns

1.	1	Antonio Simmons	1998
	1	David Jackson	2003-06,08-10
	1	Lorenzo Mathis	2013-16
	1	Okeba Rollinson	2005
	1	Antwan Harvey	2009
	1	Tony Robinson	1999-02
	1	Elijah Lee	2012-13
	1	Josh Mitchell	2004-08
	1	Matt Bach	2007-09
	1	Davion Anderson	2014-15
	1	Charles James	2009-12
	1	Jay Beech	2000-02
	1	Dylan Black	2011-14
	1	Solomon Brown	2014-16

## Passes Defended

1.	37	Charles James	2009-12
2.	36	Malcolm Jackson	2012-15
3.	31	Omar Payne	1996-99
	31	Troy McGowens	2013-16
5.	26	Ruben Potts	1996-97
6.	20	Chris Kuzdale	2008-11
7.	19	Philip Ashley	2006-08
	19	Tim Smith	2000-03
9.	18	Jean Bazile	2007-14
10.	16	Demaris Freeman	2010-14

## Fumble Return Yards

1.	190	Chris King	1996-98
2.	85	Gabe Middlebrook	2010-14
3.	77	Jada Ross	2004-07
4.	72	Antonio Simmons	1998
5.	61	T.J. Mawhinney	1999
	61	Anthony Ellis	2014-16
7.	53	Aaron Brown	2012-15
	53	Okeba Rollinson	2004,06-08
9.	43	Matt Bach	2007-09
10.	37	Ryan West	2000-01

## Fumble Returns

1.	4	Andre Key	1996-98
	4	Quentin Lee	1996-97
3.	2	Chris King	1996-98
	2	Tony Robinson	1999-02
	2	John Wood	1996-97
	2	C.J. White	1996-97
7.	1	20 Tied	

## Fumble Return Touchdowns

1.	2	Chris King	1996-98
2.	1	Gabe Middlebrook	2010-14
	1	Tony Robinson	1999-02
	1	Ryan West	2000-01
	1	Aaron Brown	2012-15
	1	Alexius Ferguson	2004-07
	1	Philip Ashley	2006-08
	1	Okeba Rollinson	2004,06-08
	1	T.J. Mawhinney	1999
	1	Anthony Ellis	2014-16
	1	Dylan Black	2011-14
	1	Antonio Simmons	1998
	1	Jada Ross	2004-07

## Forced Fumbles

1.	10	Chris King	1996-98
2.	8	Luvert Smith	1996-97
3.	5	Chris Kuzdale	2008-11
	5	Joel Walton	2009-10
	5	Josh Mitchell	2004-08
	5	Tim Smith	2000-03
7.	4	Calvin Bryant	2010-13
	4	Okeba Rollinson	2004,06-08
	4	Anthony Ellis	2014-16
	4	Will Hunt	2009-13

## Fumbles Recovered

1.	6	Okeba Rollinson	2004,06-08
2.	5	Josh Fagan	1999-00,03
3.	4	Quentin Lee	1996-97
	4	Jada Ross	2004-07
	4	Andre Key	1996-98
	4	Isaac Lowrance	2010-14
	4	Scott Herrin	2000-01
8.	3	9 Tied	

## Total Tackles

1.	454	Jada Ross	2004-07
2.	295	Jonna Lee	2003,05-07
3.	279	Josh Mitchell	2004-08
4.	278	Sam Brown	1996-99
5.	234	Demaris Freeman	2010-14
	234	Chris Kuzdale	2008-11
7.	210	Aaron Brown	2012-15
8.	209	Chris Patrick	2006-10
9.	201	C.J. Hirschman	2004-07
10.	192	Quentin Lee	1996-97

## Unassisted Tackles

1.	196	Sam Brown	1996-99
2.	195	Jada Ross	2004-07
3.	145	Jonna Lee	2003,05-07
4.	136	Quentin Lee	1996-97
5.	135	Demaris Freeman	2010-14
6.	121	Chris Kuzdale	2008-11
7.	116	Malcolm Jackson	2012-15
8.	108	Aaron Brown	2012-15
9.	107	Josh Warrior	2004,06-08
10.	104	Omar Payne	1996-99

## Assisted Tackles

1.	259	Jada Ross	2004-07
2.	178	Josh Mitchell	2004-08
3.	150	Jonna Lee	2003,05-07
4.	141	Chris Patrick	2006-10
5.	125	Fred Godfrey	2007-10
6.	114	C.J. Hirschman	2004-07
7.	113	Chris Kuzdale	2008-11
8.	102	Aaron Brown	2012-15
9.	99	Demaris Freeman	2010-14
10.	94	Okeba Rollinson	2004,06-08

## Tackles For Loss

1.	34.5	Jonna Lee	2003,05-07
2.	31.5	Jada Ross	2004-07
3.	29.0	Anthony Ellis	2014-16
4.	24.0	Reggie Carr	1996-97
	24.0	Chris Patrick	2006-10
	24.0	Solomon Brown	2014-16
7.	23.0	Will Hunt	2009-13
8.	21.0	Garrett Plyler	1998-00
9.	20.5	Josh Mitchell	2004-08
10.	20.0	Josh Bender	1996-99
	20.0	Chris King	1996-98

## Sacks

1.	13.5	Anthony Ellis	2014-16
2.	12.0	Will Hunt	2009-13
3.	11.0	Adrell Walker	1998-01
	11.0	Jake Killeen	2007-08
5.	10.0	Chris King	1996-98
6.	9.5	Solomon Brown	2014-16
7.	8.0	Ryan West	2000-01
	8.0	Shawn Richardson	1996-97
9.	7.5	Dorein Perkins	2006-09
	7.5	Joel Walton	2009-10

## Quarterback Hurries

1.	15	Will Hunt	2009-13
2.	13	Dylan Black	2011-14
	13	Joel Walton	2009-10
4.	12	Anthony Ellis	2014-16
5.	11	Solomon Brown	2014-16
6.	10	Chris Patrick	2006-10
7.	7	Dennis Justiniani	2006-07
	7	Tyrese Harris	2005-09
9.	5	8 Tied	

## Blocked Kicks

1.	4	Jada Ross	2004-07
2.	3	Kenny Johnson	2009-12
3.	2	Damian Dixon	2012-13
	2	Marvin Gilmore	1996-97
	2	Antwan Harvey	2009
	2	C.J. White	1996-97
7.	1	30 Tied	

GENERAL

STAFF

PLAYERS

REVIEW

HISTORY

HONORS

RECORDS



## CHARLESTON SOUTHERN TEAM GAME RECORDS

### Most Carries

1.	66	at Coastal Carolina	(10/1/16)
	66	VMI	(10/13/12)
3.	62	at Appalachian State	(9/28/13)
4.	61	Charlotte	(10/26/11)
	61	at Charlotte	(9/27/14)
6.	60	at Monmouth	(11/1/14)
	60	Guilford	(9/2/00)
	60	at Troy	(9/12/15)
9.	59	at Samford	(11/4/00)
	59	Edward Waters	(10/27/12)

### Most Net Yards Rushing

1.	417	Guilford	(9/2/00)
2.	409	Edward Waters	(10/27/12)
3.	405	Kentucky State	(9/3/16)
4.	397	West Virginia Wesleyan	(10/15/05)
5.	375	Charlotte	(10/26/13)
6.	359	at Liberty	(11/14/14)
7.	354	North Greenville	(10/5/13)
8.	352	Tusculum	(11/9/96)
9.	344	at Liberty	(11/12/16)
10.	343	Presbyterian	(10/22/16)

### Most Rushing Touchdowns Scored

1.	8	Guilford	(9/2/00)
2.	7	West Virginia Wesleyan	(10/15/05)
3.	6	Point	(8/28/14)
	6	Kentucky State	(9/3/16)
5.	5	Tusculum	(11/9/96)
	5	Allen	(11/6/04)
	5	Monmouth	(10/10/15)
	5	Presbyterian	(10/22/16)
	5	Edward Waters	(10/27/12)
	5	East Tennessee State	(9/17/15)

### Most Passes Attempted

1.	55	Liberty	(10/10/01)
2.	54	at North Greenville	(9/29/07)
3.	53	VMI	(10/23/10)
4.	52	at Wofford	(9/8/07)
5.	51	at The Citadel	(11/21/02)
6.	49	Presbyterian	(11/10/07)
	49	at Howard	(10/9/04)
	49	at Florida	(9/5/09)
9.	48	Coastal Carolina	(11/12/11)
	48	North Greenville	(10/25/03)

### Most Passes Completed

1.	34	at North Greenville	(9/29/07)
2.	31	Gardner-Webb	(11/4/06)
	31	at Wofford	(9/8/07)
4.	30	Presbyterian	(11/10/07)
	30	at Wofford	(9/6/08)
6.	29	at The Citadel	(11/21/02)
	29	VMI	(10/2/04)
8.	28	Five Times	

### Highest Pass Completion Percentage (Min 10 Passes)

1.	83.3	at Kentucky	(11/6/10)
2.	81.8	at Jacksonville	(11/20/99)
3.	80.0	Allen	(11/6/04)
	80.0	Presbyterian	(11/13/10)
	80.0	Guilford	(9/2/00)
6.	77.8	West Virginia State	(11/17/01)
7.	76.7	at Gardner-Webb	(11/5/05)
8.	76.5	Savannah State	(10/3/09)
	76.5	Georgetown	(10/28/06)
10.	76.2	Presbyterian	(11/8/08)

### Most Passing Yards

1.	431	North Greenville	(10/25/03)
2.	419	Allen	(11/6/04)
3.	406	Gardner-Webb	(11/4/06)
	406	Austin Peay	(10/13/01)
5.	398	at North Greenville	(9/29/07)
6.	397	Coastal Carolina	(11/12/11)
7.	396	at The Citadel	(11/21/02)
8.	389	Mars Hill	(9/18/10)
9.	382	Presbyterian	(11/10/07)
10.	372	North Greenville	(10/23/04)
	372	North Greenville	(9/19/98)

### Most Touchdown Passes

1.	6	North Greenville	(10/23/04)
2.	5	Edward Waters	(11/15/08)
	5	Presbyterian	(11/13/10)
	5	at The Citadel	(9/9/06)
5.	4	16 Tied	

### Most Interceptions Thrown

1.	5	at Wofford	(9/8/07)
2.	4	11 Times	

### Most Total Offense Yards Gained

1.	695	West Virginia Wesleyan	(10/15/05)
2.	641	Allen University	(11/6/04)
3.	628	North Greenville	(9/19/98)
4.	617	at Charlotte	(9/27/14)
5.	576	at Liberty	(11/15/14)
6.	548	Charlotte	(10/26/13)
	548	Bucknell	(10/29/16)
8.	537	at North Greenville	(9/29/07)
9.	535	at Austin Peay	(10/14/00)
10.	529	Austin Peay	(10/13/01)

### Most All-Purpose Yards Gained

1.	824	Kentucky State	(9/3/16)
2.	799	West Virginia Wesleyan	(10/15/05)
3.	792	at Charlotte	(9/27/14)
4.	783	North Greenville	(9/19/98)
5.	709	at North Greenville	(9/29/07)
6.	706	Bucknell	(10/29/16)
7.	702	Allen	(11/6/04)
8.	688	Liberty	(11/10/01)
9.	682	at Liberty	(11/12/16)
10.	677	at Presbyterian	(11/7/09)

### Most Points Scored

1.	63	West Virginia Wesleyan	(10/15/05)
2.	61	Point	(8/28/14)
3.	59	at Coastal Carolina	(10/1/16)
4.	58	Allen	(11/6/04)
	58	Guilford	(9/2/00)
6.	57	Kentucky State	(9/3/16)
7.	55	North Greenville	(10/23/04)
8.	49	West Virginia State	(11/17/01)
	49	Bucknell	(10/29/16)
	49	West Virginia State	(9/20/03)

### Most Touchdowns Scored

1.	9	Point	(8/28/14)
	9	West Virginia Wesleyan	(10/15/05)
3.	8	Allen	(11/6/04)
	8	at Coastal Carolina	(10/1/16)
	8	North Greenville	(10/23/04)
	8	Guilford	(9/2/00)
	8	Kentucky State	(9/3/16)
	8	North Greenville	(9/19/98)
9.	7	Eight Tied	

### Most Punt Return Yards

1.	248	Kentucky State	(9/3/16)
2.	103	Monmouth	(10/10/15)
3.	88	at North Greenville	(9/24/05)
4.	80	The Citadel	(9/20/14)
5.	77	Tusculum	(11/9/96)
	77	at Savannah State	(10/7/06)
7.	74	Gardner-Webb	(11/10/12)
8.	72	VMI	(10/21/06)
9.	67	at Kennesaw State	(11/7/15)
10.	66	at Liberty	(11/11/06)
	66	West Virginia State	(11/7/01)

### Most Kick Return Yards

1.	262	Gardner-Webb	(10/16/10)
2.	255	at Wofford	(9/6/08)
3.	230	Liberty	(11/10/01)
4.	213	at South Florida	(11/2/02)
5.	209	at Presbyterian	(9/12/98)
6.	207	at Wofford	(9/22/01)
7.	205	Norfolk State	(9/24/11)
8.	199	at Hawai'i	(9/22/07)
9.	180	North Greenville	(10/25/03)
10.	174	at Coastal Carolina	(11/20/04)

### Most Interceptions

1.	4	Lenoir-Rhyne	(10/2/99)
	4	at Presbyterian	(11/7/09)
	4	Gardner-Webb	(11/8/14)
	4	at Liberty	(11/11/00)
	4	Kennesaw State	(11/19/16)
	4	EWU	(10/14/06)
7.	3	15 Tied	

### Most Tackles

1.	122	at Presbyterian	(9/14/96)
2.	116	at Liberty	(10/30/04)
3.	114	West Virginia State	(9/21/96)
	114	Coastal Carolina	(11/17/07)
5.	111	at UAB	(11/21/96)
6.	106	Newberry	(10/12/96)
7.	105	Norfolk State	(9/24/11)
8.	104	Gardner-Webb	(10/4/08)
9.	102	North Greenville	(9/4/10)
	102	North Greenville	(9/30/06)

### Most Quarterback Sacks

1.	9.0	at Presbyterian	(9/12/98)
2.	8.0	Jacksonville	(10/7/00)
	8.0	at Savannah State	(10/12/02)
	8.0	at Austin Peay	(10/14/00)
	8.0	North Greenville	(9/2/01)
6.	7.0	North Greenville	(10/5/13)
	7.0	at Campbell	(9/14/13)
8.	6.0	Gardner-Webb	(11/8/14)
	6.0	at Liberty	(10/3/98)
	6.0	Kentucky State	(9/3/16)

### Most Tackles For Loss

1.	19.0	Guilford	(9/2/00)
2.	17.0	at Savannah State	(10/12/02)
3.	16.0	at Jacksonville	(10/6/01)
	14.0	at Gardner-Webb	(10/24/15)
	14.0	Jacksonville	(10/26/02)
7.	13.0	at Presbyterian	(9/12/98)
	13.0	South Carolina State	(9/5/98)
9.	12.0	at South Carolina State	(9/4/99)
	12.0	Bucknell	(10/29/16)

### Most Fumbles Forced

1.	4	VMI	(11/1/08)
	4	West Virginia State	(9/16/00)
	4	Jacksonville	(9/16/05)
	4	at Norfolk State	(9/21/13)
5.	3	Nine Times	

### Most Fumbles Recovered

1.	4	at Savannah State	(10/12/02)
	4	Jacksonville	(9/16/05)
	4	at Norfolk State	(9/21/13)
	4	Wofford	(9/23/00)
5.	3	at Coastal Carolina	(11/22/08)
	3	VMI	(11/1/08)
	3	Guilford	(9/2/00)
	3	West Virginia State	(9/16/00)
9.	2	31 Tied	

### Most Pass Breakups

1.	12	Gardner-Webb	(11/10/12)
2.	10	West Virginia State	(9/21/96)
	10	VMI	(10/23/10)
	10	Coastal Carolina	(10/31/15)
5.	9	Jacksonville	(9/16/05)
	9	North Greenville	(9/19/98)
7.	8	Tusculum	(11/6/99)
	8	at South Florida	(11/2/02)
	8	Stony Brook	(11/14/09)
	8	at Austin Peay	(10/17/98)

### Most Blocked Kicks

1.	2	North Greenville	(10/5/13)
	2	at Austin Peay	(10/17/98)
	2	Liberty	(10/20/07)
	2	VMI	(10/21/06)
	2	Jacksonville State	(9/15/07)
6.	1	34 Tied	

# CHARLESTON SOUTHERN TEAM SEASON RECORDS

## Rushing Yards

1.	3028	2013
2.	2932	2016
3.	2726	2014
4.	2221	2012
5.	2143	2015
6.	1978	2000
7.	1798	2009
8.	1666	1999
9.	1539	2001
10.	1480	Two Seasons

## Rushing Touchdowns

1.	30	2016
2.	27	2014
3.	24	2015
4.	22	2013
5.	20	2000
	20	2005
7.	19	2012
	19	1999
9.	16	2001
10.	15	Three Seasons

## Rushing Yards/Game

1.	266.5	2016
2.	238.1	2015
3.	232.9	2013
4.	227.2	2014
5.	201.9	2012
6.	179.8	2000
7.	166.6	1999
8.	163.5	2009
9.	148.0	1997
	148.0	1996

## Passing Yards

1.	2863	2006
2.	2706	2007
3.	2666	2005
4.	2599	2004
5.	2581	2001
6.	2453	2003
7.	2423	2010
8.	2273	2002
9.	2267	2009
10.	2197	2008

## Passing Touchdowns

1.	26	2008
2.	23	2006
3.	22	2010
	22	2004
5.	21	2007
6.	20	2005
7.	18	2016
8.	16	2013
9.	15	2002
10.	14	2011

## Pass Completion Percentage

1.	68.7	2006
2.	60.9	2005
3.	60.6	2004
4.	60.2	2008
5.	58.4	2010
6.	57.0	2009
7.	56.5	2007
8.	56.4	2001
9.	55.9	2015
10.	54.2	2000

## Passing Yards/Game

1.	260.3	2006
2.	259.9	2004
3.	246.0	2007
4.	242.4	2005
5.	234.6	2001
6.	220.3	2010
7.	206.1	2009
8.	204.4	2003
9.	192.6	2011
10.	189.4	2002

## Total Offense Yards

1.	4801	2014
2.	4777	2013
3.	4504	2016
4.	4120	2001
5.	4077	2005
6.	4065	2009
7.	3992	2006
8.	3910	2007
9.	3837	2004
10.	3644	2012

## All Purpose Yards

1.	5944	2014
2.	5733	2013
3.	5655	2016
4.	5404	2009
5.	5394	2007
6.	5350	2001
7.	5110	2005
8.	5047	2006
9.	4834	2002
10.	4819	2008

## Total Points Scored

1.	363	2016
2.	341	2014
3.	313	2005
	313	2013
5.	300	2006
6.	279	2015
7.	277	2008
8.	268	Three Seasons

## PAT Kicks Made

1.	45	2016
2.	36	2014
	36	2005
4.	34	2006
5.	32	2013
	32	2004
7.	29	Four Seasons

## Field Goals Made

1.	16	2009
2.	11	2013
	11	2001
	11	2007
	11	2014
6.	10	2008
7.	9	2011
8.	8	1999
9.	7	2005
10.	6	Four Seasons

## Average Yards/Punt

1.	43.60	1998
2.	39.67	1996
	39.67	1997
4.	38.46	2011
5.	37.47	2000
6.	36.80	2016
7.	36.72	2007
8.	36.55	2014
9.	36.24	2002
10.	35.94	2013

## Punt Return Yards

1.	345	2016
2.	291	2006
3.	267	2002
4.	260	2014
5.	231	2000
6.	220	2011
7.	219	2001
8.	210	2015
9.	208	2012
10.	189	Two Seasons

## Kick Return Yards

1.	1411	2003
2.	1248	2007
3.	1085	2002
4.	1047	2011
5.	1040	2008
6.	1017	2010
7.	951	2001
8.	905	2009
9.	790	2005
10.	789	1999

## Interceptions

1.	18	2006
2.	16	2002
3.	15	2014
4.	13	2008
	13	2000
	13	1999
	13	2010
8.	12	2009
	12	2004
10.	11	Three Seasons

## Tackles For Loss

1.	96.0	2002
2.	84.0	2001
3.	83.0	2000
4.	81.5	1999
5.	78.0	2016
	78.0	2013
7.	76.0	1998
8.	73.0	2008
9.	72.0	2006
10.	68.0	2005

## Quarterback Sacks

1.	31.0	2002
2.	29.0	2001
	29.0	2016
4.	28.0	2000
5.	26.0	2013
6.	24.0	2006
7.	23.5	1998
8.	22.0	2008
9.	20.0	2015
10.	19.0	2009

## Fumbles Forced

1.	18	2000
2.	16	2008
3.	14	1996
	14	1997
5.	11	2013
6.	10	2003
	10	2002
8.	9	2006
	9	2007
10.	8	Three Seasons

## Fumbles Recovered

1.	17	2000
2.	14	2008
	14	2003
4.	12	2002
5.	10	2007
	10	2005
7.	9	1996
	9	1997
	9	2013
10.	8	Two Seasons

## Passes Defended

1.	60	2002
2.	52	2010
3.	51	2005
	51	2016
5.	49	2013
	49	2008
	49	2014
8.	48	1999
9.	46	2006
10.	44	Two Seasons

GENERAL

STAFF

PLAYERS

REVIEW

HISTORY

HONORS

RECORDS



## ■ LAST TIME IT HAPPENED

### ■ CHARLESTON SOUTHERN

#### RUSHING

30 attempts	34, C. Reyes at Appalachian State 09/28/13*
200 yards	226, A. Copeland vs. West Virginia Wesley College 10/15/05
4 TDs	T. Allen vs. Presbyterian 10/20/12
3 TDs	M. Holloway, The Citadel, 9/26/15, M. Holloway, Monmouth, 10/10/15
Two 100-Yd performances (same game)	127, B. Robinson, D. Hammond vs. N. Greenville, 9/12/15
<b>BTB 100-yard Games</b>	<b>M. Holloway, 151 at Monmouth, 9/24/16, 140 at Coastal Carolina, 10/1/16</b>

#### PASSING

30-39 attempts	33, A. J. Toscano at Gardner-Webb 10/17/09
40-49 attempts	48, R. Mounce vs. Coastal Carolina 11/12/11
50 attempts	53, A. Trudnowski vs. VMI 10/23/10
20-29 completions	20, A. Brown vs. Liberty 11/14/15
30-39 completions	34, E. Byrd vs. North Greenville 9/29/07
300 yards	301, A. Brown, vs. Liberty 11/14/15
400 yards	419, C. Drafts vs. Allen 11/6/04
<b>3 TDs</b>	<b>S. Bucenell at Liberty, 11/12/16</b>
<b>4 TDs</b>	<b>S. Bucenell at Coastal Carolina, 10/1/16</b>
5 TDs	C. Drafts vs. The Citadel 9/9/2006

#### RECEIVING

10+ receptions	10, N. Perera vs. Jacksonville 09/08/12
150 yards	232, N. Perera vs. Stony Brook 11/05/11
200 yards	232, N. Perera vs. Stony Brook 11/05/11
Two 100-yard receivers (same game)	N. Perera, 7-128 yards, 2 TD, K. Dinkins, 6-114 yards, 2 TDs vs. Liberty 11/14/15

#### TOTAL OFFENSE

600 yards	617, Charlotte, 9/27/14
<b>500 yards</b>	<b>514 at Liberty, 11/12/16</b>
<b>400 yards</b>	<b>514 at Liberty, 11/12/16</b>

#### FIELD GOALS

50 yards	51, J. Paglia vs. Stony Brook, 11/14/09
4 FG made	N. Ellis vs. Savannah St., 10/6/07

#### TOUCHDOWN RETURNS (YARDAGE)

Kickoff	81, G. Stevenson vs. Gardner-Webb, 10/16/10
<b>Punt</b>	<b>70, K. Fraise vs. Kentucky State, 9/3/16</b>
Interception	28, Solomon Brown vs. Gardner-Webb, 10/24/15
Fumble	61, A. Ellis at Kennesaw State, 11/7/15
Blocked Field Goal	68, P. Ashley vs. Jacksonville State, 9/15/07
Blocked Punt	17, L. Mathis at Vanderbilt, 10/11/14

#### RUN/PASS DISTANCE

90-yard run	90, A. Singleton at Austin Peay, 10/14/00
80-yard run	84, C. Reyes vs. Gardner-Webb, 11/8/14
<b>70-yard run</b>	<b>76, M. Holloway at Liberty, 11/12/16</b>
60-yard run	60, D. Hammond vs. North Greenville, 9/3/15
<b>50-yard run</b>	<b>57, S. Bucenell vs. Liberty, 11/12/16</b>
90-yard pass	92, J. Stills vs. Austin Peay, 10/13/01
<b>80-yard pass</b>	<b>84, S. Bucenell to J. Scotland vs. Kentucky State, 9/3/16</b>
70-yard pass	72, M. Dixon to N. Perera vs. Jacksonville, 09/08/12
60-yard pass	64, M. Dixon to K. Glears at The Citadel, 08/31/13

#### TEAM

Shutout opponent at home	North Greenville, 9/26/09
Shutout opponent on road	at Gardner-Webb, 34-0, 10/24/15
Played Overtime	Charlotte (W, 47-41) 9/27/14, Stony Brook, 11/14/09
Forced five turnovers	at Presbyterian, 11/7/09
<b>Scored a safety</b>	<b>M. Taylor at Florida State, 9/10/16</b>
Game-winning field goal	C. Mitchell (29 yards) at The Citadel, 8/31/13
Blocked a punt	J. Scotland vs. Liberty, 11/14/15
Scored 40 points	47 vs. ETSU, 9/17/15
<b>Scored 50 points</b>	<b>59 at Coastal Carolina, 10/1/16</b>
Scored 60 points	61 vs. Point, 8/28/14
Blocked a FG	1, (J. Slaton and C. Bachelor) vs. Monmouth, 11/1/14

### ■ OPPONENTS

#### RUSHING

30+ attempts	33, L. Byrd at Presbyterian, 11/07/09
200 yards	274, L. Byrd at Presbyterian, 11/07/00
4 TDs	M. Adkins II, at Colorado, 10/19/13
3 TDs	De'Angelo Henderon at Coastal Carolina, 10/1/16
Two 100-yard rush (same game)	109, D. Rouse; 102, L. Byrd- Presbyterian, 10/20/12

#### PASSING

30-39 attempts	36, S. Calvert at Liberty, 11/12/16
40-49 attempts	46, A. Ross vs. Coastal Carolina, 10/31/15
20-29 completions	25, D. Francois at Florida State, 9/10/16
300 yards	334, N. Hughes, vs. North Greenville, 10/5/13
3 TDs	S. Calvert at Liberty, 11/12/16
4 TDs	E. J. Manuel, at Florida St., 9/10/11
5 TDs	K. Essington, at Stony Brook, 10/06/12
6 TDs	B. Moniz at Hawaii, 9/25/10
4+ interceptions	N/A

#### RECEIVING

10+ receptions	10 D. Peterson, at Liberty, 11/15/14
200+ yards	214, K. Norrell at Stony Brook, 10/06/12
150-179 yards	174, John Israel, at Coastal Carolina, 10/25/14
140-149 yards	149, J. Turner vs. Jacksonville, 10/26/02
130-139 yards	131, G. Salas at Hawaii, 9/25/10
3 TDs	D. Peterson at Liberty, 11/15/14

#### TOTAL OFFENSE

500 yards	580 at Georgia, 11/22/14
400 yards	426 vs. Coastal Carolina, (10/31/15)

#### FIELD GOALS

50+ yards	50, M. Bevins vs. Liberty, 10/24/09
5 FG attempts	M. Sharpe at VMI, 10/11/03

#### TOUCHDOWN RETURNS

Kickoff	93, C. Walden at Jacksonville, 9/17/11
<b>Punt</b>	<b>89, J. Wilson at Florida State, 9/10/16</b>
Interception	44, Peters vs Liberty, 11/14/15
Fumble	70, J. Washington vs. VMI, 10/13/12

#### RUN/PASS DISTANCE

70-yard run	77, S. Kouadoussou vs. Wesley, 10/01/11
60-yard run	64, B. Moon at Shorter, 9/22/12
50-yard run	52, T. Maxwell vs. Gardner-Webb, 11/5/16
90-yard pass	91, B. Parson vs. Liberty, 11/10/01
80-yard pass	87, K. Hughes, 11/03/07
70-yard pass	79, Bennett (Kennesaw St.), 11/7/15
<b>60-yard pass</b>	<b>65, Couamin from Calvert, at Liberty, 11/12/16</b>

#### TEAM

Shutout Charleston Southern on road	Illinois, 9/12/12
Scored 30-39 points	36 vs. Liberty, 11/15/14
Scored 40-49 points	44 at Troy, 9/12/15
<b>Scored 50-59 points</b>	<b>58 at Coastal Carolina, 10/1/16</b>
Scored 60+ points	62 at Florida St., 9/10/11
Scored safety	Citadel team (errant snap on punt), at The Citadel, 8/31/13
Blocked a field goal	T. Tekac at Gardner-Webb, 10/24/15

#### **BOLD is from 2016 Season**

\*Denotes CSU School Record





**INTEGRATING FAITH IN LEARNING, LEADING AND SERVING**