




# BOISE STATE

TM

.763 FBS WINNING PCT. • 27 CONSECUTIVE WINNING SEASONS  
16 CONFERENCE CHAMPIONSHIPS SINCE 1996 • 36 ALL-TIME CONFERENCE TITLES



## BOISE STATE BRONCOS

6-4, 4-2 MOUNTAIN WEST

VS

## COLORADO STATE RAMS

2-8, 1-5 MOUNTAIN WEST



**Head Coach:** Spencer Danielson  
**Overall Record:** 21-7 (Second full season)  
**Record at Boise State:** Same



**Interim Head Coach:** Tyson Summers  
**Overall Record:** 5-16 (Third season)  
**Record at Colorado State:** 0-3 (First season)

SATURDAY, NOV. 22 • 5 P.M. MT • BOISE, IDAHO • ALBERTSONS STADIUM (32,796)

### QUICK COMPARISON

BOISE STATE (FBS/MW)	STAT	COLORADO STATE (FBS/MW)
29.6 (58/5)	Points Per Game	(124/11) 18.0
23.3 (58/4)	Points Allowed Per Game	(88/7) 27.9
182.8 (37/4)	Rushing Yards Per Game	(102/10) 124.8
229.2 (67/6)	Passing Yards Per Game	(98/7) 197.5
412.0 (46/5)	Total Offense Per Game	(112/11) 322.3
321.6 (26/3)	Total Defense Per Game	(112/8) 415.9

### SERIES HISTORY

Series Record:	12-1	Last Meeting:	Oct. 14, 2023 (Colorado State, 31-30)
In Boise:	6-0	Streak:	Colorado State, 1

### MOUNTAIN WEST

Team	MW	Pct.	OVR	Pct.	Stk.
San Diego State (RV/RV)	5-1	.833	8-2	.800	W1
UNLV (RV/--)	4-2	.667	8-2	.800	W2
Fresno State	4-2	.667	7-3	.700	W2
Hawai'i	4-2	.667	7-3	.700	W1
New Mexico	4-2	.667	7-3	.700	W4
BOISE STATE	4-2	.667	6-4	.600	L2
Utah State	3-3	.500	5-5	.500	L1
Wyoming	2-4	.333	4-6	.400	L2
Air Force	2-4	.333	3-7	.300	L1
San José State	2-4	.333	3-7	.300	L2
Colorado State	1-5	.167	2-8	.200	L4
Nevada	1-5	.167	2-8	.200	W1

### STATISTICAL LEADERS

#### RUSHING



**BOISE STATE**  
Dylan Riley  
824 yards • 8 TDs • 6.6 yards per carry

**COLORADO STATE**  
Jalen Dupree  
508 yards • 2 TDs • 5.0 yards per carry

#### PASSING



**BOISE STATE**  
Maddux Madsen  
1,994 yards • 152-255-7 • 15 TDs • 59.6 Pct

**COLORADO STATE**  
Jayden Brousseau  
1,031 yards • 100-164-3 • 7 TDs • 61.0 Pct

#### RECEIVING



**BOISE STATE**  
Chris Marshall  
467 yards • 2 TDs • 24 receptions

**COLORADO STATE**  
Tommy Maher  
282 yards • 0 TDs • 25 receptions

#### TACKLES



**BOISE STATE**  
Ty Benefield  
79 tackles • 7.5 TFLs • 2 interceptions

**COLORADO STATE**  
Owen Long  
122 tackles • 50 solo • 4.0 TFLs

#### SACKS



**BOISE STATE**  
Braxton Fely  
5.0 sacks • 38 yards Lost • 5.5 TFLs

**COLORADO STATE**  
Lemondre Joe  
2.5 sacks • 12 yards Lost • 3.5 TFLs

### A WIN WOULD...

- Give Boise State its 10th consecutive victory in a regular season home finale.
- Give the Broncos their 17th victory at home in their last 18 games.
- Extend Boise State's all-time advantage over Colorado State, 13-1.
- Mark the 27th consecutive season Boise State has achieved five or more conference victories.
- Give Boise State its 10th victory in its last 11 games over MW opponents at home.

### OPENING KICKOFF

**1** Saturday's matchup will be the 14th matchup between the two programs, both of which will be joining the Pac-12 next season. Boise State leads Colorado State in the all-time series, 12-1, but the Rams' lone victory came in the previous matchup with a come-from-behind 31-30 victory on Oct. 14, 2023 in Fort Collins. The Broncos own a perfect 6-0 mark against Colorado State on The Blue.

**2** Boise State knows how to go out with a bang. Since joining the Mountain West in 2011, the Broncos are 13-1 (92.9%) in their home finales, and enter Saturday's contest on a nine-game winning streak. Boise State has won 25 of its last 26 home finales.

**3** The Broncos are bowl-eligible for the 28th consecutive season, the second-longest active streak in the nation. Boise State trails only Georgia, whose 9-1 record this season earned them bowl eligibility for the 29th straight season.

**4** Since taking over as the interim head coach on Nov. 18, 2023, Spencer Danielson has amassed a 21 victories, the eighth-most wins among FBS coaches since that date. Danielson's 21-7 record is the ninth-best among active FBS head coaches. Danielson holds a 12-1 mark on The Blue.

**5** Boise State currently boasts the fifth-best passing defense in the country, holding opposing offenses to 152.8 passing yards per game. The Broncos held San Diego State to just 17 passing yards on Saturday, the lowest the Blue and Orange has allowed in the FBS era. Boise State has held its opponents to a combined 52 passing yards over the previous two games, the lowest total over a two-game span in Mountain West history and the fifth-lowest in NCAA history since the Broncos joined the FBS in 1996.

### BOISE STATE COACHES

#### FIELD

Spencer Danielson *Head Coach*  
Erik Chinander *DC/Defensive Line*  
Stacy Collins *Asst. HC/STC/Linebackers*  
Jabril Frazier *EDGE*  
Zak Hill *Quarterbacks*  
Tim Keane *Offensive Line*  
Matt Miller *Co-OC/Wide Receivers*  
James Montgomery *Running Backs*  
Tyler Stockton *Co-DC/Safeties*  
Demario Warren *Cornerbacks*

#### PRESS BOX

Nate Potter *OC/Tight Ends*

### ON THE AIR

#### TELEVISION



**Play-by-Play:** Chris Myers  
**Analyst:** Spencer Tillman

#### RADIO



**Play-by-Play:** Bob Behler  
**Analyst:** Pete Cavender

#### STREAMING

#### SATELLITE



**Play-by-Play:** Bob Behler  
**Analyst:** Pete Cavender

CH. 84 | [STREAMING](#)

### 2025 SCHEDULE

Aug. 28	at South Florida Bulls	L, 7-34
	Raymond James Stadium   Tampa, Fla.	34,707
Sept. 5	Eastern Washington Eagles	W, 51-14
	Albertsons Stadium   Boise, Idaho	32,887
Sept. 20	at Air Force Falcons*	W, 49-37
	Falcon Stadium   USAFA, Colo.	24,046
Sept. 27	App State Mountaineers	W, 47-14
	Albertsons Stadium   Boise, Idaho	32,904
Oct. 4	at No. 21/21 Notre Dame Fighting Irish	L, 7-28
	Notre Dame Stadium   South Bend, Ind.	77,662
Oct. 11	New Mexico Lobos*	W, 41-25
	Albertsons Stadium   Boise, Idaho	32,982
Oct. 18	(RV/RV) UNLV Rebels*	W, 56-31
	Albertsons Stadium   Boise, Idaho	32,927
Oct. 24	at Nevada Wolf Pack*	W, 24-3
	Mackay Stadium   Reno, Nev.	18,029
Nov. 1	Fresno State Bulldogs*	L, 7-30
	Albertsons Stadium   Boise, Idaho	32,286
Nov. 15	at (RV/RV) San Diego State Aztecs*	L, 7-17
	Snapdragon Stadium   San Diego, Calif.	29,201
Nov. 22	Colorado State Rams*	5 p.m. MT
	Albertsons Stadium   Boise, Idaho	FS1
Nov. 28	at Utah State Aggies*	2 p.m. MT
	Maverik Stadium   Logan, Utah	CBS
Dec. 5	Mountain West Championship	6 p.m. MT
	TBD   TBD	FOX

### SPORTS COMMUNICATIONS

#### CHRIS KUTZ

Associate AD, External Affairs

Head Coach

Cell: 569-871-2091

Email: [ChrisKutz@boisestate.edu](mailto:ChrisKutz@boisestate.edu)

#### DAVID DIETRICH

Assistant Director, Sports Communications

Players

Cell: 567-938-9138

Email: [DavidDietrich@boisestate.edu](mailto:DavidDietrich@boisestate.edu)

#### ALEX SEMADENI

Director, Sports Communications

Coordinators & Assistant Coaches, Credentials

Cell: 970-237-1634

Email: [AlexSemadeni@boisestate.edu](mailto:AlexSemadeni@boisestate.edu)



# MEDIA INFORMATION

## BOISE STATE MEDIA SCHEDULE

SUNDAY 16	MONDAY 17	TUESDAY 18	WEDNESDAY 19	THURSDAY 20	FRIDAY 21	SATURDAY 22
No Media Availability	<b>CLOSED Practice</b>  <b>Press Conference</b> Noon Spencer Danielson 12:30 p.m. Nate Potter 12:45 p.m. Erik Chinander	<b>OPEN Practice</b> 9:30 a.m. Select periods open  <b>Availability</b> Noon Players	<b>OPEN Practice</b> 9:30 a.m. Select periods open  <b>Availability</b> Noon Players	<b>CLOSED Practice</b>  <b>Availability</b> 11 a.m. Spencer Danielson 11 a.m. Assistant coach	No Media Availability	<b>GAMEDAY</b> Boise State vs. Colorado State 5 p.m. MT FS1 Albertsons Stadium Boise, Idaho  <b>Postgame</b> Coach Danielson and players


### DON'T SLEEP ON BOISE!

That's because there is no "Z" in our name. The correct pronunciation is "BOY-SEE" and not the often misstated "Boy-Zee."


### BOISE STATE MEDIA RELATIONS



**CHRIS KUTZ**  
Associate AD, External Affairs  
Head Coach  
Cell 559-871-2091  
Email [ChrisKutz@boisestate.edu](mailto:ChrisKutz@boisestate.edu)  
Twitter [@chriskutz](https://twitter.com/chriskutz)



**DAVID DIETRICH**  
Assistant Director, Sports Communications  
Players  
Cell 567-938-9138  
Email [DavidDietrich@boisestate.edu](mailto:DavidDietrich@boisestate.edu)  
Twitter [@David\\_Dietrich](https://twitter.com/David_Dietrich)



**ALEX SEMADENI**  
Director, Sports Communications  
Coordinators & Assistant Coaches, Credentials  
Cell 970-237-1634  
Email [AlexSemadeni@boisestate.edu](mailto:AlexSemadeni@boisestate.edu)  
Twitter [@awsemadeni](https://twitter.com/awsemadeni)

### BOISE STATE INFORMATION

Location	Boise, Idaho
Founded	1932
Enrollment	28,519
Nickname	Broncos
Colors	Blue and Orange
Stadium (Capacity)	Albertsons Stadium (32,796)
Surface	The Blue (FieldTurf)
Conference	Mountain West
Interim President	Jeremiah Shinn
Director of Athletics	Jeremiah Dickey
Head Coach	Spencer Danielson
Career Record (Years)	21-7 (2+)
Record at Boise State (Years)	Same
Address	1910 University Drive Mail Stop 1020 Boise, ID 83725
Website	<a href="http://BroncoSports.com">BroncoSports.com</a>

#### Credentials

Media outlets interested in covering Boise State football on either a season or individual game basis are requested to submit applications for credentials through the Boise State Sports Communications office via the [online request form](#).

Due to inconsistent mail delivery service on tight deadlines, media passes may not be mailed in some instances. If this is the case, passes may be picked up at a location to be determined by the Boise State Sports Communications Office. Individuals picking up credentials will be required to furnish positive identification.

Admission to the press level of Albertsons Stadium is for working media only. Only those media with official Boise State credentials will be admitted. Friends, spouses, children under the age of 16 and non-workers are not welcome in the press area.

#### Credential Types

**MEDIA ACCESS** - Access to press box and media areas on sideline throughout the game. Photo bib required, as well as photography/videography equipment. Photo bibs may be picked up in the Preco Academic Center.

**PRESS BOX** - Access to press box areas with sideline access beginning at the 6:00 mark in the fourth quarter.

#### Availability Reports

Beginning with the 2025 Football season, all Mountain West schools will provide public reports on the availability of student-athletes to participate in each conference game of the season. Boise State will release an availability report two days prior to each game followed by a final availability report no later than three hours prior to kickoff.

#### Bronco Radio Network

The Bronco Radio Network is comprised of multiple stations throughout the northwest, with KBOI 93.1 FM/670 AM in Boise serving as the flagship. Fans can listen to select events live via the internet while also accessing the Bronco Sports Network through the following stations:

#### 2025 Radio Affiliates

Market	Call Letters	Frequency
Boise	KBOI	670 AM
Boise	KBOI	93.1 FM
Idaho Falls	KSPZ	980 AM
Idaho Falls	KSPZ	98.7 FM
McCall	KDZY	98.3 FM
Pocatello	KSPZ	94.5 FM
Salmon	KSRA	960 AM
St. Maries	KOFF	1240 AM
Twin Falls	KSNQ	98.3 FM

#### Weekly Media Availability

**Monday:** Head Coach Spencer Danielson, Offensive Coordinator Nate Potter and Defensive Coordinator Erik Chinander host a weekly press conference in the team meeting room of the Bleymaier Football Center.

**Tuesday:** Practice will be open to the media. Student-athletes are available following practice by request. **Student-athlete requests must be submitted to David Dietrich 24 hours before interviews.**

**Wednesday:** Practice will be open to the media. Student-athletes are available following practice by request. **Student-athlete requests must be submitted to David Dietrich 24 hours before interviews.**

**Thursday:** Closed practice. Head Coach Spencer Danielson and an assistant coach will address the media. **Assistant coach requests must be submitted to Alex Semadeni 24 hours before interviews.**

**Friday:** No availability.

#### Postgame Interviews

Boise State's locker room is closed. Media will be asked to submit a list of student-athlete requests to David Dietrich with 5:00 remaining in the fourth quarter. During home games, Coach Danielson and selected student-athletes will speak with the media in the team meeting room of the Bleymaier Football Center. On the road, these interviews will take place either in the designated visiting team interview area or outside the visiting team locker room.

### PROGRAM HISTORY

<b>First Year of Football</b>	1933
<b>All-Time Record</b>	710-254-12 (.734) 976 games over 88 seasons
<b>4-Year School Record (Since 1968)</b>	509-192-2 (.726) 703 games over 57 seasons
<b>Division I (All) Record</b>	424-166 (.719) 590 games over 47 seasons
<b>FBS Record</b>	290-90 (.763) 380 games over 29 seasons
<b>All-Time Mountain West Record</b>	94-19 (.832) 113 games over 14 seasons
<b>National Championships</b>	2 1958 (JuCo), 1980 (I-AA)
<b>Conference Championships</b>	36 1949, 1950, 1951, 1952, 1953, 1954, 1955, 1956, 1957, 1958, 1960, 1961, 1965, 1966, 1973, 1974, 1975, 1977, 1980, 1994, 1999, 2000, 2002, 2003, 2004, 2005, 2006, 2008, 2009, 2010, 2012, 2014, 2017, 2019, 2023, 2024
<b>Mountain West Championships</b>	6 2012, 2014, 2017, 2019, 2023, 2024
<b>First Team All-Americans</b>	49 players, 103 times
<b>First Team All-Conference</b>	203 players, 279 times



## TALE OF THE TAPE

FBS	MW	BOI	COMPARISON	CSU	MW	FBS
40	5	43.5%	3RD DOWN CONVERSION PCT	32.1%	11	123
30	3	34.1%	3RD DOWN CONVERSION PCT DEFENSE	42.6%	11	103
62	6	57.1%	4TH DOWN CONVERSION PCT	46.2%	10	99
40	2	47.1%	4TH DOWN CONVERSION PCT DEFENSE	62.5%	10	110
41	5	1	BLOCKED KICKS	-	-	-
100	10	2	BLOCKED KICKS ALLOWED	1	9	62
-	-	-	BLOCKED PUNTS	-	-	-
1	1	0	BLOCKED PUNTS ALLOWED	0	1	1
102	8	59.2%	COMPLETION PERCENTAGE	60.8%	6	84
8	2	3	DEFENSIVE TDS	1	7	44
105	9	72	FEWEST PENALTIES	62	5	63
106	9	7.2	FEWEST PENALTIES PER GAME	6.2	5	67
103	11	622	FEWEST PENALTY YARDS	584	8	87
106	11	62.2	FEWEST PENALTY YPG	58.4	8	88
9	2	155	FIRST DOWNS DEFENSE	202	7	77
59	4	213	FIRST DOWNS OFFENSE	186	9	99
53	4	5	FUMBLES LOST	7	9	103
56	3	5	FUMBLES RECOVERED	7	1	18
127	10	27.8	KICKOFF RETURN DEFENSE	24.2	7	112
120	11	16.6	KICKOFF RETURNS	20.6	8	69
45	7	40.6	NET PUNTING	43.6	1	4
82	5	9	PASSES HAD INTERCEPTED	9	5	82
23	3	11	PASSES INTERCEPTED	8	8	57
67	6	229.2	PASSING OFFENSE	197.5	7	98
5	1	152.8	PASSING YARDS ALLOWED	229.5	7	84
47	7	12.3	PASSING YARDS PER COMPLETION	10.5	11	110
64	6	7.2	PUNT RETURN DEFENSE	5.8	5	40
124	11	3.6	PUNT RETURNS	14.9	1	13
120	11	91.2%	RED ZONE DEFENSE	81.3%	3	45
79	7	82.4%	RED ZONE OFFENSE	84.0%	6	72
99	8	168.8	RUSHING DEFENSE	186.4	12	117
37	4	182.8	RUSHING OFFENSE	124.8	10	102
65	7	1.8	SACKS ALLOWED	2.9	11	119
58	4	23.3	SCORING DEFENSE	27.9	7	88
58	5	29.6	SCORING OFFENSE	18.0	11	124
88	8	5.7	TACKLES FOR LOSS ALLOWED	6.7	11	119
71	6	132.7	TEAM PASSING EFFICIENCY	120.0	9	113
15	3	110.7	TEAM PASSING EFFICIENCY DEFENSE	142.5	9	100
88	8	1.8	TEAM SACKS	1.3	11	119
60	2	5.6	TEAM TACKLES FOR LOSS	4.2	11	119
12	4	32:37	TIME OF POSSESSION	27:58	9	117
26	3	321.6	TOTAL DEFENSE	415.9	8	112
46	5	412.0	TOTAL OFFENSE	322.3	11	112
50	4	+0.2	TURNOVER MARGIN	-0.1	7	79
32	3	16	TURNOVERS GAINED	15	4	42
80	5	14	TURNOVERS LOST	16	6	104
51	6	60.0%	WINNING PERCENTAGE	20.0%	11	122

## SERIES HISTORY

## COLORADO STATE

## Mountain West

Record: 12-1 (.923) • H: 6-0 (1.000) • A: 6-1 (.857) • N: 0-0 (---) • OT: 1-0 (1.000)

In Conference Play: 12-1 (.923) • H: 6-0 (1.000) • A: 6-1 (.857) • N: 0-0 (---) • OT: 1-0 (1.000)

In Mountain West Play: 12-1 (.923) • H: 6-0 (1.000) • A: 6-1 (.857) • N: 0-0 (---) • OT: 1-0 (1.000)

Current Streak: Colorado State, 1 • Longest Boise State Win Streak: 12 (2011-22)

## Ranking

BSU	Opp	Date	Note	M/N	°F	Location	W/L	Score	Att.
5/6	-	10/15/2011	MW	-	83°	Fort Collins	W	63-13	30,027
-/24/-	-	11/17/2012	MW	-	58°	Boise	W	42-14	33,545
-	-	11/2/2013	MW	N	50°	Fort Collins	W	42-30	21,133
-	-	9/6/2014	MW	N	81°	Boise	W	37-24	34,910
25/24	-	10/10/2015	MW	N	84°	Fort Collins	W	41-10	26,117
15/15	-	10/15/2016	MW, HC	N	65°	Boise	W	28-23	33,448
-	-	11/11/2017	MW	N	44°	Fort Collins	W (OT)	59-52	32,166
-	-	10/19/2018	MW	N	64°	Boise	W	56-28	32,299
20/19/20	-	11/29/2019	MW	-	24°	Fort Collins	W	31-24	12,324
-	-	11/12/2020	MW	N	39°	Boise	W	52-21	1,100
-	-	10/30/2021	MW	N	57°	Fort Collins	W	28-19	25,221
-	-	10/29/2022	MW	N	55°	Boise	W	49-10	33,895
-	-	10/14/2023	MW	N	46°	Fort Collins	L	30-31	34,901

## HOME CONFERENCE GAMES

## 48-8 (.857)

- Since joining the Mountain West in 2011
- Won 15 of the last 16 games
- Holds a 164-33 mark (.832) since 1968
- Holds a 96-14 record (.873) since joining the FBS ranks in 1996
- Boasts a 91-8 mark (.919) since 2000

## MOUNTAIN WEST OPPONENTS

## 112-23 (.830)

- Holds a 57-11 record (.830) on The Blue
- Have won 16 of the last 18
- Have won 10 of the last 11 at home

## MOUNTAIN WEST GAMES

## 94-19 (.832)

- Holds a 48-8 mark (.857) on The Blue
- Won 14 of the last 16 overall
- Won 15 of the last 16 at home

## REGULAR SEASON HOME FINALES

## 24-1 (.960)

- Since 2000
- Holds a 13-1 record (.929) since joining the Mountain West
- Boasts a 25-4 mark (.862) since joining the FBS ranks in 1996
- Holds a 44-13 record (.772) since 1968
- Enters on a nine-game winning streak (longest is a 15-game winning streak from 1999-2014)
- Is 33-12 (.733) when the home finale is a conference game
- Is 12-1 (.923) when the home finale is a Mountain West game



# GAME NOTES

## COUNT THEM UP!

### THIS MARKS BOISE STATE'S...

#### 89th Season of Football

977th game in program history
704th game as a four-year institution
591st game since joining Division I
381st game since elevating to I-A/FBS

## CONFERENCE WINNING PCT.

### SINCE 2000

Rk	Pct	Team	W	L
1	.879	BOISE STATE	174	24
2	.849	Ohio State	174	31
3	.777	Oklahoma	174	50
4	.750	Georgia	159	53
5	.740	Alabama	148	52
6	.735	Oregon	164	59
7	.727	Clemson	152	57
8	.713	App State	67	27
9	.690	USC	147	66
10	.685	BYU	74	34

## DON'T BLINK

### HIGHEST SCORING TEAMS SINCE 2000

Rk	PPG	Team	GP	Pts
1	37.956	Oklahoma	341	12,943
2	37.703	BOISE STATE	333	12,555
3	37.521	Oregon	323	11,318
4	35.890	Texas Tech	326	11,700
5	35.040	Ohio State	323	11,318
6	34.401	Texas	332	11,421
7	34.118	Alabama	323	11,020
8	33.530	App State	151	5,063
9	33.311	USC	312	10,393
10	33.287	Oklahoma State	327	10,885

## BLUE FIELD ADVANTAGE

### OPPONENT FALSE STARTS IN HOME GAMES SINCE 2018

Rk	FS/G	Team	GP	OPP FS
1	2.84	BOISE STATE	45	128
2	2.087	NC State	46	96
3	2.085	Oregon	47	98
4	1.95	Utah	43	84
5	1.93	Syracuse	45	87
6	1.92	Clemson	48	92
7	1.86	Tennessee	50	93
8	1.80	Georgia	45	81
9	1.79	Iowa	48	86
10	1.77	Cincinnati	43	76

## GOING BOWLING

### ACTIVE CONSECUTIVE SEASONS OF BOWL ELIGIBILITY

Rk	Team	Seasons	Extended in 2025?
1	Georgia	29	Yes
2	BOISE STATE	28	YES
3	Oklahoma	27	Yes
4	Clemson	26	No
5	Alabama	22	Yes

## SERIES HISTORY

Boise State and Colorado State will meet for the 14th time on Saturday, with the Broncos leading the all-time series, 12-1. The Rams' lone win came in the last matchup, when they came from behind to win 31-30 on Oct. 14, 2023. Boise State is 6-0 when hosting Colorado State, most recently beating the Rams 49-10 on The Blue on Oct. 29, 2022.

## AMONGST THE NATION'S BEST

Head coach Spencer Danielson has been off to quite the start to his head coaching career, boasting a 21-7 mark as the Broncos' head coach. Among active FBS head coaches, his 75.0% winning percentage is the ninth-best at the FBS level who have coached at least one full season.

### WINNINGEST ACTIVE HEAD COACHES (MINIMUM ONE SEASON)

Rk	Name	Team	Record	Win Pct.
1	Curt Cignetti	Indiana	22-2	.917
2	Dan Lanning	Oregon	44-7	.863
3	Kirby Smart	Georgia	114-20	.851
4	Jon Sumrall	Tulane	41-11	.788
5	Kalen DeBoer	Alabama	55-15	.786
6	Dabo Swinney	Clemson	185-52	.781
7	Lincoln Riley	USC	89-26	.7739
8	Marcus Freeman	Notre Dame	41-12	.7736
9	SPENCER DANIELSON	BOISE STATE	21-7	.750
10	Josh Heupel	Tennessee	72-26	.735

## DANIELSON DOMINATION

Since taking over the Boise State football program as the interim head coach on Nov. 18, 2023, Spencer Danielson is tied for eighth among FBS coaches with 21 overall wins.

### MOST WINS BY A HEAD COACH SINCE NOV. 18, 2023

Rk	Name	Team	Record	Win Pct.
1	Dan Lanning	Oregon	25-3	.893
	Ryan Day	Ohio State	25-4	.862
	Marcus Freeman	Notre Dame	25-4	.862
4	Steve Sarkisian	Texas	23-7	.767
	Kirby Smart	Georgia	23-5	.821
	Lane Kiffin	Ole Miss	23-4	.852
	Curt Cignetti	James Madison/Indiana	23-2	.920
8	SPENCER DANIELSON	BOISE STATE	21-7	.750
	Ryan Silverfield	Memphis	21-6	.778

## DANIELSON HAS FOUND HIS HOME

In addition to his impressive overall win total since taking over Boise State football, head coach Spencer Danielson has led the Broncos to a 12-1 record at home on The Blue. Since Nov. 18, 2023, when Danielson was named the interim head coach, Danielson is 6-1 in conference games and 7-1 against Mountain West teams at Albertsons Stadium.

### MOST HOME WINS BY A HEAD COACH SINCE NOV. 18, 2023

Rk	Name	Team	Record	Win Pct.
1	Curt Cignetti	Indiana	15-0	1.000
	Ryan Day	Ohio State	15-1	.938
	Lane Kiffin	Ole Miss	15-1	.938
4	Eli Drinkwitz	Missouri	14-2	.875
5	Dan Lanning	Oregon	13-1	.929
6	SPENCER DANIELSON	BOISE STATE	12-1	.923

## THE FIRST 25

Spencer Danielson became the fifth coach in program history to win at least 20 of his first 25 games as the Broncos' head coach. Danielson joined Lyle Smith, Tony Knap, Dan Hawkins and Chris Petersen. The most recent to achieve this was Petersen, who tallied a 23-2 record after he began in 2006. Dan Hawkins began his tenure in 2001 and started 20-5. Tony Knap ushered in the program's four-year era in 1968, earning a 21-4 mark. The legendary Lyle Smith began his career in 1947, starting 25-0 en route to a 39-game win streak to start his time with the Broncos.

## THE FIRST 15

Through his first 15 conference games as Boise State's head coach, Spencer Danielson has a 13-2 record, tied with Dan Hawkins for the program's third-best record through the first 15 conference contests. Danielson and Hawkins trail the legendary Lyle Smith and Chris Petersen, who each started 15-0 in league play as the Broncos' head coach.





## COACH D FOR COACH OF THE YEAR

In 2024, Spencer Danielson was named AFCA Region 5 Coach of the Year, Grant Teaff Coach of the Year and Mountain West Coach of the Year. He was a finalist for AFCA National Coach of the Year and semifinalist for George Munger Coach of the Year. He joined Chris Petersen as the only Bronco head coaches to win conference coach of the year in their first year at the helm.

## IT'S NOT AN AGE THING

Boise State head coach Spencer Danielson enters the season as the sixth-youngest head coach in the country and youngest in the Mountain West. Danielson turned 37 on Nov. 2, while Scotty Walden (UTEP) turned 36 on Nov. 15.

## RETAINING THE STAFF

Boise State is one of 11 of 136 FBS programs to retain its entire full-time coaching staff from 2024 and had the best record of the group. The Broncos' only change was Dirk Koetter moving from offensive coordinator/quarterbacks coach to senior analyst. Tight ends coach Nate Potter was promoted to offensive coordinator and Zak Hill, who was Boise State's offensive coordinator from 2017-19, was hired as pass game coordinator/quarterbacks coach. Wide receivers coach Matt Miller added the title of co-offensive coordinator and offensive line coach Tim Keane takes on the responsibility of run game coordinator.

## TEAMS RETURNING ALL FULL-TIME ASSISTANTS

School	2024 Record	2025 Record
<b>Boise State</b>	<b>12-2</b>	<b>6-4</b>
Arizona State	11-3	7-3
Georgia	11-3	9-1
BYU	11-2	9-1
Navy	10-3	8-2
Ole Miss	10-3	10-1
Texas A&M	8-4	10-0
Liberty	8-4	4-6
Pittsburgh	7-6	7-3
Vanderbilt	7-6	8-2
Virginia	5-7	9-2

## SUCCESS IN THE MOUNTAIN WEST

Boise State is in its 15th season as a member of the Mountain West. The Broncos are 94-19 (.832) in Mountain West league play and have won 31 of their past 37 games against MW teams. Of the 19 losses, only seven have come by more than seven points. Boise State has posted a 48-8 (.857) record in home conference games in the Mountain West.

## MOST IN THE MOUNTAIN WEST, PART I

Boise State has won six Mountain West championships, the most by a current member of the league, and surpassing the four claimed by BYU, TCU and Utah for the most in conference history.

## HOME CONFERENCE RECORD

Since 2019, the Broncos are 22-3 at home in conference games. Boise State has a 96-14 (.873) record in home conference games since joining the FBS ranks in 1996, winning 47 straight contests from 1999 to 2011.

## HOME WINS

Boise State's loss to Fresno State snapped a 16-game home win streak, which at the time was tied with Alabama for the longest active win streak in the nation. The loss was the first Boise State loss on The Blue since Sept. 9, 2023 against UCF. Spencer Danielson also suffered his first loss as a head coach on The Blue, holding a 12-1 all-time mark.

## HOME BODIES

Boise State's 56 points against UNLV marked the 43rd time Boise State has scored 50+ points at home this century, marking the third-most among FBS teams during that span. The Broncos trail Oregon (52) and Texas Tech (46).

## BLUE TURF ADVANTAGE

Boise State has a .895 winning percentage on The Blue (145-17) since 2000, the third-highest in the nation. Ohio State (.901, 155-17) and Oklahoma (.899, 143-16) are the lone teams ahead of the Broncos. Since 1986, when the non-green turf was first installed, the Broncos have compiled a 216-46 (.824) record on The Blue.

## YOUTHFUL ENERGY

### YOUNGEST FBS HEAD COACHES

Rk	Age	Name	School
1	34	Zach Kittley	Florida Atlantic
2	35	Kenny Dillingham	Arizona State
3	36	Scotty Walden	UTEP
4	36	Tre Lamb	Tulsa
5	36	GJ Kinne	Texas State
6	37	<b>SPENCER DANIELSON</b>	<b>BOISE STATE</b>

## ALL-TIME WINNING PCT.

### RECORDS WHILE AT FBS LEVEL

Rk	Pct	Team	W	L	T
1	<b>.763</b>	<b>BOISE STATE</b>	<b>290</b>	<b>90</b>	<b>0</b>
2	.757	Ohio State	868	267	36
3	.740	Alabama	967	326	41
4	.732	Michigan	994	352	35
5	.726	Notre Dame	893	327	33
6	.724	Oklahoma	905	330	47
7	.698	Texas	918	388	31
8	.696	USC	792	335	40
9	.688	Penn State	925	410	37
10	.682	Nebraska	897	408	37

## SINCE 2000

### OVERALL WIN PERCENTAGE SINCE 2000

Rk	Pct	Team	W	L
1	.839	Ohio State	271	52
2	<b>.802</b>	<b>BOISE STATE</b>	<b>267</b>	<b>66</b>
3	.789	Oklahoma	269	72
4	.781	Georgia	268	75
5	.768	Alabama	248	75
6	.745	Oregon	246	84
7	.742	LSU	247	86
8	.734	Clemson	251	91
9	.702	Texas	233	99
10	.696	USC	217	95

## HOME FIELD ADVANTAGE

### HOME WIN PERCENTAGE SINCE 2000

Rk	Pct	Team	W	L
1	.901	Ohio State	155	17
2	.899	Oklahoma	143	16
3	<b>.895</b>	<b>BOISE STATE</b>	<b>145</b>	<b>17</b>
4	.865	Georgia	141	22
5	.854	LSU	152	26
6	.850	Oregon	142	25
7	.832	Alabama	139	28
8	.817	App State	58	13
9	.808	Michigan	143	34
10	.804	Clemson	148	36



## BOWL APPEARANCES (G5)

### TOTAL BOWL APP. BY G5 TEAMS

Rk	No.	Team
1	29	Air Force
	29	Fresno State
3	25	Southern Miss
	25	Navy
5	23	BOISE STATE
	23	Tulsa
7	22	Toledo
8	19	Marshall
	19	Nevada
	19	Wyoming

## CONFERENCE CROWNS

### TOTAL CONFERENCE TITLES WON BY CURRENT FBS PROGRAMS

Rk	No.	Team
1	50	Oklahoma
2	46	Nebraska
3	45	Michigan
4	39	Ohio State
5	37	USC
6	36	BOISE STATE
7	35	Tulsa
8	34	Alabama
9	32	Texas
10	29	Fresno State

## DOUBLE-DIGIT WINS

### MOST 10-WIN SEASONS SINCE 1996

Rk	No.	Team	Last
1	23	Ohio State	2025
2	19	Alabama	2023
	19	BOISE STATE	2024
	19	Oklahoma	2023
5	18	Georgia	2024
6	15	Oregon	2024
7	14	LSU	2023
	14	Michigan	2023
9	13	Clemson	2024
	13	TCU	2022
	13	Virginia Tech	2016

## WILD, WILD WEST

### WINS BY WESTERN TEAMS SINCE 2000

Rk	No.	Team
1	267	BOISE STATE
2	246	Oregon
3	217	USC
4	213	Utah
5	212	BYU
6	194	Fresno State
7	187	Colorado
8	181	Air Force
9	179	Washington
10	172	Arizona State

## SELLOUTS AT ALBERTSONS

Bronco Nation is as dedicated as any fan base and the ticket sales show it. Albertsons Stadium has sold out for all five of Boise State's home contests this season, marking 13 consecutive sellouts. Boise State has sold out every home game under head coach Spencer Danielson. The Broncos sold out all seven games in 2024, finishing the season with a total attendance of 259,801 and an average of 37,114, both of which are program records for a single season. The program record for most consecutive sellouts is 19, set from 2006-09.

## GOING BOWLING

Boise State's win at Nevada on Oct. 24 marked the Broncos' sixth victory of the season, making them bowl eligible for the 28th straight season. This is the second-longest active streak in the nation, trailing Georgia. The Bulldogs are 9-1 this season, extending their streak to 29 seasons.

## ZERO ONE-SCORE GAMES

None of Boise State's 10 games have been decided by eight or fewer points, making the Broncos the only team in the FBS with zero one-possession games this season. The only season in Boise State's four-year era to finish with zero one-possession games was 2002, when the closest contest was a 38-21 Bronco win over Idaho in the season opener.

## AIR DEFENSE

Boise State currently has the fifth-best passing defense in the country, allowing 152.8 yards per game. Since Sept. 27 against App State, Boise State has held its opponents to less than 200 yards passing in six of the last seven games. Over those seven contests, the Bronco defense has allowed 121.6 passing yards per game (851 passing yards). At home this season, Boise State has allowed 134.6 passing yards per game, tied for the sixth-best mark in the nation. This season, Boise State has held opponents under 50 yards twice, under 100 yards three times, under 150 yards four times, under 200 yards seven times and under 250 yards nine times.

## UNDER 100

Boise State held San Diego State to 17 passing yards in the contest, the lowest the Broncos have allowed in the program's FBS era. It marked the third game this season the Bronco defense has held an opponent to under 100 passing yards after holding App State to 65 yards on Sept. 27 and Fresno State to 35 yards on Nov. 1. The accomplishment marks the first time the Broncos have held an opponent under 100 yards multiple times in a season since 2022, when it occurred four times. Boise State has done so three times over the last six seasons.

## NO PASSING ZONE

The Broncos held San Diego State to 17 passing yards, the lowest total the squad has allowed in the program's FBS era and second-lowest of any FBS team this season. Missouri limited Louisiana to 4 passing yards on Sept. 13. It was also the second-lowest total the Aztecs had recorded in a Mountain West game, and the lowest total they have recorded since 2016.

## DOMINATION IN THE AIR

Boise State has held its last two opponents to a combined 52 passing yards in the last two games, after Fresno State threw for 35 yards on Nov. 1 and San Diego State threw for 17 on Nov. 15. The 52 passing yards are the fewest passing yards allowed over a two-game span in Mountain West history, and the fifth-most in FBS history since 1996.

## CLAIMING THE AIR

The Broncos have held opposing starting quarterbacks to their lowest passing total of the season four times on the season, and five times if you include the season-low at the time of the game. Boise State held App State's AJ Swann to 64 yards, New Mexico's Jack Layne to 115 yards, Fresno State's Carson Conklin to 35 yards, and San Diego State's Jayden Denegal to 17 yards. The Broncos held Notre Dame's CJ Carr to a then-season low 189 yards on Oct. 4, but he was held to 136 passing yards against USC on Oct. 18.

## TACKLES FOR TY

For the third time this season, Ty Benefield notched 11 tackles in a game, posting five solo and six assisted stops at San Diego State. He is the ninth Boise State player since 2005 to register 11+ tackles three or more times in a season. The most recent was Alexander Teubner, who had three in 2023. Korey Hall is the only player to achieve the feat twice, notching three 11-tackle games in 2005 and 2006. Leighton Vander Esch has the most in a season, making 11+ tackles seven times during the 2017 campaign.



## RALLY TO THE BALL, PART I

Linebackers Marco Notarainni, Boen Phelps and Jake Ripp each finished with eight tackles at San Diego State. Boise State is one of 16 FBS teams to have three linebackers record eight or more tackles in a game this season. Buffalo has tallied three such games and UMass is the lone team to have four linebackers notch 8+ stops in a game. The last time three Bronco linebackers had at least eight tackles was Oct. 20, 2016, when Tanner Vallejo (11), Ben Weaver (10) and Darren Lee (8) combined for 29 stops in a 28-27 win over BYU.

## CAPLES WITH A CAREER-HIGH

Latrell Caples caught a career-high seven receptions against San Diego State on Saturday, totaling 42 yards. Caples is the first Bronco to record seven receptions in a game since Cam Camper did so against Hawaii on Oct. 12, 2024. He is one of two Broncos on the roster that have recorded seven receptions in a game: Matt Lauter did so against Portland State on Sept. 21, 2024, catching seven passes for 91 yards and a touchdown.

## TWO FOR 75

Boise State had a pair of players rush for over 75 yards against San Diego State, with Dylan Riley finishing with 79 rushing yards and Sire Gaines totaling 78. The Broncos have done so three times this season, achieving the feat against Air Force (Riley, 171; Malik Sherrod 80) and Eastern Washington (Riley 123, Sire Gaines 98). It is the first time the Broncos have hit the mark three different times in the same season since 2023.

## LOCAL HERO

Redshirt sophomore Max Cutforth made his first career start at San Diego State, making him the first Boise-area native to start at quarterback for the Broncos since Travis Stuart in 1992. He completed 12-of-18 passes for 104 yards. Cutforth, a native of Nampa and graduate of Skyview HS, joins a short list of local products to play quarterback for Boise State. This includes Jim McMillian, a first team All-American in 1974, and Bryan Harsin, who went on to be a Boise State assistant coach from 2001-10 and head coach from 2014-20. The most recent Treasure Valley product to see action at quarterback was Andy Peters, a Timberline HS graduate who completed four passes against Air Force on Oct. 31, 2020.

## FAST START, PART I

Boise State has been dominant in the opening quarter, outscoring its opponents 79-26 in the frame. Since 1998, the Broncos are 109-4 (.965) when scoring 14+ points in the first quarter, having done so in four of their six victories this season. Boise State led Eastern Washington 20-0 after the first quarter on Sept. 5, led Air Force 14-7 on Sept. 20, earned a 14-0 lead over App State and led UNLV 14-3. Boise State has scored 14+ points in the first quarter in at least one game every season since 1997. The Broncos have outscored their opponents 158-117 in the first half of their games this season. Boise State has held their opponent scoreless in the first quarter in five of 10 games in 2025, matching the total from 2024.

## SECOND HALF AT HOME

In five home games this season, Boise State is outscoring its opponents 96-52 in the second half. In conference play at home, the Broncos have outscored opponents 52-38 in the second half.

## IT TAKES A TEAM, PART I

Boise State's three-headed rushing attack has been very productive this season, with Dylan Riley (824) Sire Gaines (551) and Malik Sherrod (323) making the Broncos one of 10 teams in the country to have three running backs with at least 300 rushing yards. They are joined by Arizona, Coastal Carolina, Florida State, Indiana, Navy, New Mexico, Oregon, South Alabama and Wyoming. Boise State and Indiana are the lone teams from the group with two players over 550 yards. The Broncos' trio averages 169.8 yards per game, highest among the 10 teams.

## IT TAKES A TEAM, PART II

Boise State is one of five teams in the nation to have three different players as the team's sole leader in receptions, yards and touchdowns, joining Arkansas State, Ball State, Clemson and Iowa. Latrell Caples leads the squad with 33 receptions, Chris Marshall paces the Broncos with 467 yards and Ben Ford has a team-high five touchdowns. The trio has combined for 10 touchdowns, second-most among the five-team group, and 1,185 yards, third-highest of the quintet, despite Ford missing three games and Marshall missing two.

## LOCAL PRODUCTS

### TREASURE VALLEY NATIVES TO PLAY QUARTERBACK AT BOISE STATE

Name	Year(s)	Hometown/High School
Pat Ebright	1969-70	Boise/Boise
Hal Zimmermann	1968-69	Parma/Parma
Jim McMillan	1971-74	Caldwell/Vallivue
Dee Pickett	1976-77	Caldwell/Vallivue
Bob Wheeler	1985	Boise/Borah
Travis Stuart	1991-92	Meridian/Meridian
Bryan Harsin	1996-98	Boise/Capital
Andy Peters	2020	Boise/Timberline
<b>Max Cutforth</b>	<b>2024-25</b>	<b>NAMPA/SKYVIEW</b>

## THREE-GAME WIN STREAKS

### CONSECUTIVE SEASONS WITH A THREE-GAME WIN STREAK

Rk	Seasons	Team
1	28	Georgia
<b>2</b>	<b>27</b>	<b>BOISE STATE</b>
3	24	Ohio State
4	22	Alabama

All teams recorded a three-game win streak in 2025

## FIREWORKS AT HOME

### MOST GAMES SCORING 50+ POINTS AT HOME SINCE 2000

Rk	Games	Team
1	52	Oregon
2	46	Texas Tech
<b>3</b>	<b>43</b>	<b>BOISE STATE</b>
4	41	Oklahoma State
	41	Texas

## POINTS ON THE BOARD

### CONSECUTIVE GAMES WITHOUT BEING SHUT OUT

Rk	Games	Team	Years
1	472	Florida	1988-present
2	417	TCU	1991-present
3	397	Georgia	1995-present
4	393	Virginia Tech	1995-present
5	374	Nebraska	1996-present
6	365	Michigan	1984-2014
<b>7</b>	<b>363</b>	<b>BOISE STATE</b>	<b>1997-present</b>

## CENTURY MARK RUSHERS

### INDIVIDUAL 100-YARD RUSHING GAMES SINCE 2022

Rk	Games	Team
1	41	Air Force
2	39	Army
<b>3</b>	<b>38</b>	<b>BOISE STATE</b>
4	36	Jax State
5	33	Michigan
6	32	Liberty
7	31	Kansas State
	31	Louisville
	31	Marshall
10	30	Navy
	30	Ole Miss
	30	UCF



## OPENING DRIVES

### BOISE STATE'S OPENING DRIVES IN 2025

Opponent	Result	W/L	W/L
at South Florida	Fumble	L	7-34
Eastern Washington	Touchdown	W	51-14
at Air Force*	Punt	W	49-37
App State	Touchdown	W	47-14
at #21/21 Notre Dame	Punt	L	7-28
New Mexico*	Field Goal	W	41-25
UNLV*	Touchdown	W	56-31
at Nevada*	Punt	W	24-3
Fresno State*	Punt	L	7-30
at San Diego State*	Punt	L	7-17
Colorado State*			

## 1,000 ON THE GROUND

### MOST 1,000-YARD RUSHERS SINCE 2009

Rk	No.	Team
1	14	BOISE STATE
	14	Oregon
	14	Wisconsin
4	13	Auburn
	13	Ohio State
	13	San Diego State
7	12	Oklahoma
	12	Washington
9	11	Clemson
	11	Navy
	11	Nevada
	11	Northern Illinois
	11	Penn State
	11	Utah

## ONCE A BRONCO...

Entering the 2025 season, the Boise State coaching staff boasts 86 years of experience with the Broncos (24 as players, 62 as staff). A complete breakdown can be found below:

Coach	S/A Years	Staff Years	Total
Erik Chinander	-	2	2
Stacy Collins	-	3	3
Spencer Danielson	-	8	8
Matt Fleischacker	-	1	1
Jabril Frazier	5	5	10
George Hicks	-	-	0
Zak Hill	-	4	4
Tim Keane	-	4	4
DJ Killings	-	1	1
Dirk Koetter	-	5	5
Frank Maile	-	2	2
Danny McDonald	-	1	1
Derrick McMahan	-	2	2
Matt Miller	5	5	10
James Montgomery	-	2	2
B.J. Mullin	-	2	2
Nate Potter	4	7	11
Tyler Rausa	4	2	6
Kooper Richardson	-	1	1
Tyler Stockton	-	1	1
Justin Udy	-	-	0
Demario Warren	-	3	3
Demitri Washington	6	1	7
<b>TOTAL</b>	<b>24</b>	<b>62</b>	<b>86</b>

## THE CLOSER

Dylan Riley ranks second in the FBS in fourth quarter rushing yards at 355. He is tied for fifth in the nation in fourth quarter touchdowns (4) and 11th in fourth quarter rushing attempts (46). The sophomore averages 7.72 yards per carry and has picked up 11 first downs in the final frame.

## ANCHORING THE TRENCHES

According to PFF, Kage Casey is the fourth highest-graded left tackle in the nation with more than 650 offensive snaps (79.4). The redshirt junior also ranks fourth in the position group in run blocking grade (77.7). He earned a PFF overall grade of 83.4 for the 2024 season, a number that ranked fourth among FBS left tackles who played over 700 snaps. He did not allow a sack all season and played a team-high 947 offensive snaps.

## STANDOUT SAFETY

Ty Benefield has been one of Boise State's biggest defensive contributors, leading the unit in solo tackles (52), total tackles (79) and TFLs (7.5) while tying for second on the team with a pair of interceptions. He is one of two players in the nation with 75+ tackles, 7+ TFLs, two interceptions and a forced fumble, joining Texas Tech's Jacob Rodriguez.

## BENEFIELD BEEN BALLIN'

Ty Benefield led the Broncos with 11 tackles against San Diego State, matching his career-high and marking the eighth game this season the safety has led the Broncos in tackles. The junior also led the squad in tackles against Eastern Washington (9), Air Force (11), App State (7), Notre Dame (8), UNLV (7), Nevada (6) and Fresno State (11).

## FIRST TIME CONNECTION

Max Cutforth threw his first career touchdown pass to Chase Penry in the second quarter against Fresno State on Nov. 1, who also recorded his first touchdown pass as a Bronco with the reception. It was the first time a Bronco quarterback and wide receiver recorded their first Boise State touchdown on the same completion since Taylen Green found Billy Bowens for a touchdown on Oct. 8, 2022.

## TAKE 5

Boise State forced five takeaways against Nevada on Oct. 24, marking the first time the program has generated five or more takeaways since forcing six against UTEP on Sept. 10, 2021. Since joining the FBS ranks, the Broncos have forced five or more turnovers 17 times. The game against the Wolf Pack is only the second time Boise State has done so against a Mountain West foe, having also forced five turnovers at Hawaii on Nov. 10, 2012. The Broncos are one of 23 FBS teams that have recorded five or more takeaways in a game this season.

## DEFENSE CAME TO PLAY

Against Nevada, Boise State had more takeaways (5) than points allowed (3), marking the third time the Broncos have done so in league play since joining the Mountain West in 2011. Boise State had previously forced a pair of turnovers in a 37-0 victory over New Mexico on Nov. 20, 2021 and generated four turnovers against Hawaii in a 55-0 win on Oct. 3, 2015. Since 2000, Boise State has achieved the accomplishment 17 times, with four of those instances not occurring during a shutout.

## HOLDING THE LINE

Boise State held Nevada to just three points, marking the first time the program has held their opponent to three points since doing so against Nevada on Nov. 12, 2022 when the Broncos won 41-3. The accomplishment marks the fifth time that Boise State has held a league-opponent to under three points since joining the Mountain West in 2011.

## MAKING PLAYS IN THE AIR

The Broncos recorded three interceptions against Nevada, marking the second time they have recorded three or more picks this season. The achievement marks the second time in 10 seasons Boise State has recorded three interceptions in two separate games in the same year, having done so in 2021.

## FRESHMAN PLAYMAKER

Boise State freshman Mana Tuioti recovered a muffed punt in the third quarter against Nevada, marking his team-high second fumble recovery of the season. Tuioti also recovered a fumble against Appalachian State on Sept. 20. He is the only freshman in Boise State's FBS era with multiple fumble recoveries in a single season. He is one of seven FBS freshmen to have recovered two fumbles on the season.





## EARBY IN THE AIR

Jeremiah Earby recorded two interceptions against Nevada on Oct. 24, becoming the first Bronco since JL Skinner (Nov. 19, 2022 at Wyoming) to have two interceptions in a game. The performance marks the 26th time since 2000 that a Bronco has recorded two or more interceptions in a single game. Earby is one of four players in the Mountain West to record two interceptions in a game this season, joining Colorado State's Jace Bellah (vs. Fresno State on Oct. 10), UNLV's Laterrance Welch (vs. Idaho State on Aug. 23) and San Jose State's Jalen Bainer (vs. New Mexico on Oct. 3.). The East Palo Alto, Calif., native is one of 50 FBS players to have recorded two interceptions a game this season.

## EARBY WINS PLAYER OF THE WEEK

Jeremiah Earby was named the Old Trapper Mountain West Defensive Player of the Week following his two-interception performance against Nevada. This is the cornerback's first career conference award. He joins Boen Phelps as the only Bronco defensive players to secure the award this season. This is the first time since 2022 multiple Boise State players have earned MW Defensive Player of the Week. That year, DJ Schramm, Ezekiel Noa and JL Skinner were honored. The Broncos have five total honors this season, with Dylan Riley earning Offensive Player of the Week twice and Sire Gaines picking up one Freshman of the Week honor.

## BALL HAWK

A'Marion McCoy recorded his fourth interception of the season against Nevada on Oct. 24 becoming one of 10 FBS players to have notched at least four interceptions on the season. McCoy has picked off a pass in each of his last three games, becoming the first Bronco to record an interception in three consecutive games since Darian Thompson in 2015. McCoy is one of nine players nationally to record an interception in three straight games. McCoy's interception marks the first time a Bronco has recorded four or more interceptions in a single season since JL Skinner in 2022 and marks the 24th time a Bronco has recorded four or more interceptions in a single season since 2000.

## DEFENSIVE PLAYMAKER

A'Marion McCoy, UNLV's Aamaris Brown and Marshall's Boogie Trotter are the only three players across the country to have recorded at least four interceptions and also returned two of those interceptions back for touchdowns. Over the 2024 season, only three players pulled off the feat. McCoy is the third Bronco to record at least four interceptions and two interception returns for touchdowns in a single season, joining Donte Deayon (2014) and Marty Tadman (2006).

## REACHING THE CENTURY MARK

Since 2022, Boise State has recorded 38 individual performances of 100+ rushing yards, ranking third in the FBS. Air Force leads the country with 41 performances, followed by Army at 39. The Broncos are ahead of Jacksonville State (36) and Michigan (33). Utah State is the next-closest Mountain West team at 25.

## THE 250 CLUB

Boise State has eclipsed 250 yards rushing and passing in three games this season, tied for third in the country. The Broncos, Florida State, Indiana and Old Dominion trail Oregon and South Florida, which have achieved the feat four times. Boise State ran for 238 yards and passed for 309 in the win over Eastern Washington (Sept. 5), collected 282 yards on the ground and 310 through the air at Air Force (Sept. 20) and totaled 294 rushing yards and 264 passing yards against UNLV (Oct. 18). The Broncos have eclipsed 250 yards in both categories 30 times in the FBS era. This year's group joins the 2004 (4), 2015 (3) and 2024 (3) squads as the only teams to reach those marks more than twice in a season.

## BRONCOS FOR 500

Boise State had 582 total yards of offense against UNLV on Oct. 18, marking the third time the squad has recorded over 500 yards of offense this season. The Broncos did so four times in 2024 and have done so eight times under head coach Spencer Danielson. Boise State hasn't generated at least three games with over 500 yards of offense in back-to-back seasons since 2018-19.

## SEASON-HIGH

Boise State scored a season-high 56 points against UNLV on Oct. 18. The Broncos have scored 40+ points in five of their six victories on the season. Boise State scored 56 or more points in four games in 2024, marking the first time the program has recorded at least one victory with over 56 points in back-to-back seasons since doing so in 2018 and 2019. Boise State did so against conference opponents in both streaks.

## BOISE STATE ON FS1

### BRONCOS ALL-TIME ON FS1 (20-8)

Date	Rank	Opponent	Location	W/L	Score
8/31/13	#19/19	Washington	Seattle, Wash.	L	6-38
9/24/16		Oregon State	Corvallis, Ore.	W	38-24
10/24/20		Utah State	Boise, Idaho	W	42-13
11/6/20	#21/23/21	#9/9/9 BYU	Boise, Idaho	L	17-51
11/12/20		Colorado State	Boise, Idaho	W	52-21
9/10/21		UTEP	Boise, Idaho	W	54-13
9/18/21		#-/22 Okla. St.	Boise, Idaho	L	20-21
10/2/21		Nevada	Boise, Idaho	L	31-41
10/16/21		Air Force	Boise, Idaho	L	17-24
11/12/21		Wyoming	Boise, Idaho	W	23-13
11/20/21		New Mexico	Boise, Idaho	W	37-0
9/17/22		UT Martin	Boise, Idaho	W	30-7
9/30/22		San Diego State	Boise, Idaho	W	35-13
10/8/22		Fresno State	Boise, Idaho	W	40-20
10/29/22		Colorado State	Boise, Idaho	W	49-10
9/9/23		UCF	Boise, Idaho	L	16-18
9/16/23		North Dakota	Boise, Idaho	W	42-18
10/14/23		Colorado State	Fort Collins, Colo.	L	30-31
11/11/23		New Mexico	Boise, Idaho	W	42-14
11/24/23		Air Force	Boise, Idaho	W	27-19
9/21/24		Portland State	Boise, Idaho	W	56-14
9/28/24	#25/-	Washington State	Boise, Idaho	W	45-24
11/1/24	#15/19	San Diego State	Boise, Idaho	W	56-24
9/5/25		Eastern Washington	Boise, Idaho	W	51-14
9/27/25		App State	Boise, Idaho	W	47-14
10/11/25		New Mexico	Boise, Idaho	W	41-25
10/18/25		UNLV	Boise, Idaho	W	56-31
11/1/25		Fresno State	Boise, Idaho	L	7-30
11/22/25		Colorado State	Boise, Idaho		

## AIR DEFENSE

### FBS LEADERS IN PASS DEFENSE

Rk	Team	Yards Allowed per Game
1	Oregon	127.3
2	Ohio State	131.2
3	Nebraska	134.6
4	Toledo	143.0
5	<b>BOISE STATE</b>	<b>152.8</b>

## 20+ YARD PLAYS, PART I

### GAME-BY-GAME (Touchdowns in parentheses)

Opponent	Boise State			Opponents		
	Rush	Pass	Total	Rush	Pass	Total
at South Florida	0 (0)	3 (0)	3 (0)	2 (1)	5 (1)	7 (2)
Eastern Wash.	6 (3)	5 (1)	11 (4)	0 (0)	2 (0)	2 (0)
at Air Force*	4 (3)	7 (1)	11 (4)	2 (0)	6 (0)	8 (0)
App State	2 (0)	5 (2)	7 (2)	1 (0)	0 (0)	1 (0)
at #21/21 Notre Dame	1 (0)	2 (0)	3 (0)	3 (1)	3 (0)	6 (1)
New Mexico*	1 (0)	2 (1)	3 (1)	0 (0)	4 (0)	4 (0)
UNLV*	6 (2)	7 (3)	13 (5)	5 (0)	3 (1)	8 (1)
at Nevada*	0 (0)	1 (0)	1 (0)	2 (0)	0 (0)	2 (0)
Fresno State*	1 (0)	0 (0)	1 (0)	1 (0)	0 (0)	1 (0)
at San Diego State*	1 (0)	0 (0)	1 (0)	3 (0)	1 (0)	4 (0)
Colorado State*						
<b>TOTALS</b>	<b>22 (8)</b>	<b>32 (8)</b>	<b>54 (16)</b>	<b>19 (2)</b>	<b>24 (2)</b>	<b>43 (4)</b>



## 20+ YARD PLAYS, PART II

### 20+ YARD PLAYS (Touchdowns in BOLD)

YDS	PLAY	OPPONENT
77	Dylan Riley run	Eastern Wash.
75	Dylan Riley catch from Maddux Madsen	at Air Force
65	Dylan Riley run	UNLV
60	Ben Ford catch from Maddux Madsen	Eastern Wash.
49	Dylan Riley run	UNLV
46	Chris Marshall catch from Maddux Madsen	Eastern Wash.
46	Sire Gaines run	Eastern Wash.
45	Chris Marshall catch from Maddux Madsen	UNLV
44	Malik Sherrod run	Fresno State
43	Dylan Riley run	at Air Force
40	Malik Sherrod run	at Air Force
37	Chris Marshall catch from Maddux Madsen	Eastern Wash.
37	Cameron Bates catch from Maddux Madsen	at Nevada
35	Cameron Bates run	UNLV
34	Dylan Riley run	at Air Force
34	Latrell Caples catch from Maddux Madsen	App State
34	Dylan Riley run	Eastern Wash.
32	Chris Marshall catch from Maddux Madsen	UNLV
31	Cameron Bates catch from Maddux Madsen	at South Florida
31	Latrell Caples catch from Maddux Madsen	at Air Force
31	Dylan Riley run	UNLV
29	Quinton Brown catch from Maddux Madsen	App State
29	Chris Marshall catch from Maddux Madsen	Eastern Wash.
28	Sire Gaines run	App State
28	Chris Marshall catch from Maddux Madsen	at #21/21 Notre Dame
28	Matt Wagner catch from Maddux Madsen	at #21/21 Notre Dame
28	Dylan Riley run	New Mexico
27	Dylan Riley run	at Air Force
27	Dylan Riley run	UNLV
26	Chris Marshall catch from Maddux Madsen	App State
26	Ben Ford catch from Maddux Madsen	UNLV
26	Cameron Bates catch from Maddux Madsen	UNLV
25	Ben Ford catch from Maddux Madsen	New Mexico
25	Cameron Bates catch from Maddux Madsen	UNLV
25	Maddux Madsen run	UNLV
24	Ben Ford catch from Maddux Madsen	at South Florida
24	Matt Wagner catch from Maddux Madsen	at Air Force
24	Latrell Caples catch from Maddux Madsen	at Air Force
24	Malik Sherrod catch from Maddux Madsen	at Air Force
23	Chris Marshall catch from Maddux Madsen	New Mexico
22	Ben Ford catch from Maddux Madsen	at Air Force
22	Malik Sherrod run	App State
21	Sire Gaines run	Eastern Wash.
21	Malik Sherrod catch from Maddux Madsen	UNLV
20	Cameron Bates run	Eastern Wash.
20	Malik Sherrod run	Eastern Wash.
20	Matt Lauter catch from Maddux Madsen	at South Florida
20	Chris Marshall catch from Maddux Madsen	Eastern Wash.
20	Matt Lauter catch from Maddux Madsen	at Air Force
20	Chris Marshall catch from Maddux Madsen	App State
20	Matt Lauter catch from Maddux Madsen	App State
20	Dylan Riley run	at #21/21 Notre Dame
20	Sire Gaines catch from Maddux Madsen	UNLV
20	Sire Gaines run	at San Diego State

## CAREER-DAY (YET AGAIN)

Boise State running back Dylan Riley rushed for a career-high 201 rushing yards against UNLV on Saturday, and his 13.4 yards per carry is the fourth-highest in a single-game in Boise State history (minimum 10 attempts). The sophomore ran for 157 yards in the opening half, the most in a half since Ashton Jeanty ran for 186 yards in the first half against Utah State on Oct. 5, 2024. Riley rushed for his sixth touchdown of the season (and eighth of his career) in the second quarter.

## FIGHTER JET

Dylan Riley recorded two plays of over 40 yards against UNLV, recording a 65-rush in the second quarter before finding the end zone off a 49-yard rush later in the frame. Of the Broncos' 11 plays of 40+ yards this season, Riley has been a part of five of them, including four of the team's five longest plays this season.

## 170-PLUS

Dylan Riley's 201-yard performance against UNLV marked his second game of the season with over 170 rushing yards. He previously ran for 171 yards at Air Force. The sophomore is one of five FBS players with multiple 170-yard rushing games, joining Cam Cook (Jacksonville State), Ahmad Hardy (Missouri), Caleb Hawkins (North Texas) and Kejon Owens (Florida International). Riley combined for five rushing touchdowns in those games. Cook ran for two in each of his games, while Owens combined for three.

## RILEY REPEATS AS PLAYER OF THE WEEK

Dylan Riley has been named Old Trapper Mountain West Offensive Player of the Week twice this season. He is one of two running backs to receive the award this season and one of four players to be selected multiple times. Riley, Ashton Jeanty (2024) and Jeremy McNichols (2016) are the only Bronco running backs to earn the honor multiple times in a season.

## MAN OF MANY TALENTS

Boise State running back Sire Gaines recorded both a receiving and rushing touchdown against UNLV, marking the second time the redshirt freshman has done so in his career. Gaines recorded multiple touchdowns in back-to-back games after rushing for two scores against New Mexico on Oct. 11. The running back has recorded three games with multiple touchdowns in his career.

## MODEL OF CONSISTENCY

Maddux Madsen threw four touchdown passes against UNLV, marking his third-career game with four touchdowns. The redshirt junior has done so twice this season, reaching the threshold against App State on Sept. 27, and had previously done so against San Diego State on Nov. 1, 2024. Madsen has recorded five career games with three or more touchdown passes.

## 200-CLUB

Maddux Madsen threw for 253 yards against UNLV, marking his eighth consecutive contest throwing for over 200 passing yards. The redshirt junior became the first Bronco to throw for over 200 yards in eight consecutive games since an 11-game streak from Brett Rypien (Oct. 28, 2017-Sept. 29, 2018). Madsen has done it 16 times in his career, the eighth-most in program history.

## SPREADING THE LOVE

Maddux Madsen has found at least seven different receivers in every game so far this season (with the exception of Fresno State, when he left with an injury in the first quarter). He has found a career-high 10 different receivers twice this season, doing so against USF (Aug. 28) and App State (Sept. 27). He found eight receivers against Nevada.

## MOVING UP THE RANKS

Maddux Madsen is littered across the program record book. Madsen sits in eighth place in program history in career passing yards (6,246), completions (483), touchdown passes (47), 300+ yard passing games (4) and 200+ yard passing games (16). He ranks seventh in program history with 6,658 career yards of total offense.

## TAKING IT TO THE HOUSE, PART I

A'Marion McCoy's 60-yard interception return for a touchdown against UNLV marked the second of the season for the fifth-year and the third for the Broncos overall. Boise State is one of 13 programs across the country that has returned three or more interceptions for touchdowns. The three pick-sixes are the most the program has recorded in a single-season since the 2014 squad returned five, and is only the sixth time the program has had three or more pick-sixes since joining the FBS ranks in 1996.



## TAKING IT TO THE HOUSE, PART II

A'Marion McCoy is one of nine players in the nation to return two interceptions for touchdowns this season. He is the first Bronco to return two interceptions for touchdowns in the same season since Donte Deayon did so in 2014 (Sept. 13 vs. Connecticut and Dec. 31 vs. Arizona).

## TAKING IT TO THE HOUSE, PART III

Boise State returned two interceptions for touchdowns against App State on Sept. 27, with A'Marion McCoy recording a 26-yard interception return in the opening quarter and Boen Phelps taking a 33-yard interception to the house in the fourth quarter. The feat marks the first time the Bronco defense has returned two interceptions for touchdowns in a game since Sept. 25, 2015, when Mercy Matson and Justin Taimatuia did so in a 56-14 win over Virginia. The Broncos have recorded multiple interception returns for touchdowns in back-to-back seasons for the first time since 2014-15.

## TAKING IT TO THE HOUSE, PART IV

A'Marion McCoy's 60-yard interception return for a touchdown against UNLV marked his third pick-six as a Bronco. McCoy is one of seven Broncos who have recorded multiple pick-sixes in the program's FBS era (1996) and is one of two (Marty Tadman) with three. McCoy is the first Bronco with pick-sixes in back-to-back seasons since Tadman, who did so 2005-06. The only other Boise State player to achieve this feat in the program's FBS era is Shaunard Harts (1999-2000).

## RIGHT WHERE HE LEFT OFF, PART I

Returning First Team All-Mountain West EDGE Jayden Virgin-Morgan has a knack for finding players in the backfield, recording at least one tackle for loss in 13 of his last 19 games. He was a force defensively against New Mexico, finishing with a career-high 3.5 TFLs, a team-high six tackles, a strip sack (sack and forced fumble) and four quarterback hurries. The San Diego, Calif., native has recorded at least 2.0 TFLs four times in his career and ranks second on the team with 7.0 this season. Virgin-Morgan one of four players in the country to record at least six tackles, 3.5 TFLs, one sack and one forced fumble in a single game this season, joining Xavier Atkins (Auburn), Anthony Hill Jr. (Texas) and Quincy Rhodes Jr. (Arkansas). A season ago, Virgin-Morgan's 10 sacks were good for 14th in the country, while his 15.5 tackles for loss were 17th nationally.

## RIGHT WHERE HE LEFT OFF, PART II

Senior defensive lineman Braxton Fely recorded a half-sack against Nevada, bringing his season total to a team-high 5.0. The Orem, Utah native has 14.0 in his career, and this season is fourth on the team with 5.5 TFLs. Fely set another career-high earlier in the season, recording seven tackles in the season opener against USF.

## NO FLY ZONE

Boise State's pass defense has been on fire lately. The Broncos have held their opponents to under 35 yards in 13 of the last 16 quarters they have played. Boise State has held an opponent to under 35 yards in 21 total quarters this season.

## CAN'T CATCH CAM

Wide receiver Cameron Bates was a rushing and receiving threat against UNLV, running for a career-long 35-yard touchdown and posting career-highs in receptions (3) and yards (54). The sophomore has 242 all-purpose yards and two touchdowns on 15 touches this season. He is one of 11 FBS wide receivers with over 100 receiving yards and two rushing touchdowns.

## THE 700-CLUB

The Oct. 18 matchup against UNLV marked a significant milestone for the Boise State program. The game was Boise State's 700th game as a 4-year school, having transitioned from a junior college prior to the 1968 season. In that time frame, the Broncos hold a 508-190-2 (.728) mark.

## DEFENSE BEEN FEELING IT

Boise State's defense held New Mexico to 231 yards, the lowest total yardage the Lobos have recorded in a game this season. The total marks the second opponent this season who has recorded their lowest outing of the season against the Blue and Orange, following App State's 174-yard performance. The Broncos limited Fresno State to 224 yards, marking the fourth time this season Boise State has held an opponent under 250 yards, tied for seventh in the nation.

## SITUATIONALLY SPEAKING

Situation	Under	
	2025	Coach D
Overall	6-4	21-7
Mountain West	4-2	13-2
Non-Conference	2-2	7-4
Current Streak	L2	L2
Playing at home	4-1	12-1
Current Home Streak	L1	L1
Playing on the road	2-3	9-4
Current Road Streak	L1	L1
Playing on a neutral field	0-0	0-2
Playing at night	3-1	9-2
Playing during the day	3-3	10-5
BSU scores on first possession	4-0	13-3
Opponent scores on first possession	1-0	6-1
BSU scores first	4-1	16-3
Opponent scores first	2-3	5-4
BSU leads after 1st quarter	5-1	15-1
Opponent leads after 1st quarter	1-2	4-5
Tied after 1st quarter	0-1	2-1
BSU leads at halftime	6-0	18-2
Opponent leads at halftime	0-4	0-5
Tied at halftime	0-0	3-0
BSU leads after 3rd quarter	6-0	19-0
Opponent leads after 3rd quarter	0-4	1-7
Tied after 3rd quarter	0-0	1-0
Games goes to overtime	0-0	0-0
BSU has more total yards	6-1	20-3
Opponent has more total yards	0-3	1-4
BSU has more rushing yards	6-1	18-2
Opponent has more rushing yards	0-3	3-5
Teams have even rushing yards	0-0	0-0
BSU has more passing yards	6-4	12-5
Opponent has more passing yards	0-0	9-2
BSU has more turnovers	1-3	4-5
Opponent has more turnovers	4-0	10-1
Teams have equal turnovers	1-1	7-1
BSU has more penalties	2-3	5-4
Opponent has more penalties	4-0	16-2
Teams have equal penalties	0-1	0-1
BSU has more time of possession	3-3	13-6
Opponent has more time of possession	2-1	7-1
Teams have equal time of possession	1-0	1-0
BSU has 100-yard rusher	4-0	19-3
Opponent has 100-yard rusher	3-2	8-5
BSU scores at least 20 points	6-0	20-2
Opponent scores at least 20 points	3-3	11-6
BSU throws for 300 yards	3-0	5-1
Opponent throws for 300 yards	0-0	4-0
Playing on natural grass	0-2	0-3
Playing on artificial surface	6-2	21-4
BSU defense scores	2-0	4-0
Opponent defense scores	0-0	0-0
BSU returns KO/Punt for touchdown	0-0	1-0
Opponent returns KO/Punt for touchdown	1-0	1-1
On ABC	0-0	0-1
On CBS Sports Network	2-1	7-1
On ESPN	0-1	0-2
On ESPNU	0-0	1-0
On FOX	0-0	4-0
On FS1	4-1	8-1
On FS2	0-0	1-0
On NBC/Peacock	0-1	0-2





## TOP 25 BRONCOS

### BRONCOS RANKED IN THE FBS TOP 25

#### Rushing Yards Per Carry

Player	Avg.	FBS Rank	MW Rank
Dylan Riley	6.59	7	2

#### Fumbles Recovered

Player	FR	FBS Rank	MW Rank
Mana Tuoti	2	7	3

#### Interceptions

Player	INTs	FBS Rank	MW Rank
A'Marion McCoy	4	9	1

#### Yards Per Reception

Player	Avg.	FBS Rank	MW Rank
Chris Marshall	19.5	9	1

#### Solo Tackles Per Game

Player	Avg.	FBS Rank	MW Rank
Ty Benefield	5.20	10	3

#### Passing Yards Per Completion

Player	Avg.	FBS Rank	MW Rank
Maddux Madsen	13.1	22	3

## NO FLY ZONE, PART I

### FEWEST PASSING YARDS ALLOWED IN TWO-GAME SPAN: MW SINCE 1996

Rk	Team	Yds	Dates
1	BOISE STATE	52	11/1/2025, 11/15/2025
2	Colorado State	62	11/19/2025, 11/25/2022
3	San Jose State	71	9/20/2014, 9/27/2014
4	Air Force	80	10/18/2014, 11/1/2014
5	San Jose State	84	9/3/2015, 9/12/2015

## NO FLY ZONE, PART II

### FEWEST PASSING YARDS ALLOWED IN TWO-GAME SPAN: FBS SINCE 1996

Rk	Team	Yds	Dates
1	Army	27	12/9/2017, 12/23/2017
2	Kansas State	40	9/16/2000, 9/23/2000
3	NC State	44	8/31/2002, 9/7/2002
4	Navy	47	9/6/2010, 9/11/2010
5	BOISE STATE	52	11/1/2025, 11/15/2025

## CONNECTING FROM DEEP

Colton Boomer's 50-yard field goal against New Mexico was his longest as a Bronco. It was his fourth career kick over 50 yards. Three of those have occurred at Albertsons Stadium, with the first two happening when he played for UCF in 2023. Boomer hit four field goals in that game against the Broncos, including a 40-yard game-winner to clinch an 18-16 Golden Knights victory.

## SETTING THE TONE

Boise State forced turnovers on its first two possessions against New Mexico. Jayden Virgin-Morgan recorded a strip sack that was recovered by Marco Notarainni in the game's first play of scrimmage, a play that set up a 24-yard Bronco field goal. On the next possession, A'Marion McCoy recorded his second interception of the season. It was the first time Boise State recorded a pair of takeaways on the first two possessions of the game since Nov. 14, 2009, when it did so against Idaho. On the game's first possession, Aaron Tevis recovered a fumble. Derrell Acrey intercepted a Vandal pass on the next defensive series.

## CONTROLLING THE CLOCK

Boise State possessed the ball for 40:35 in the win over New Mexico, its highest time of possession since the 2015 Poinsettia Bowl, when the Broncos had the ball for 43:13 in a 55-7 win over Northern Illinois. It marked the third time since that game they have recorded over 40 minutes in time of possession. Boise State had the ball for 40:03 in a 36-31 win at Florida State on Aug. 31, 2019, and had it for 40:13 in a 34-14 win at Wyoming on Sept. 29, 2018.

## FOURTH DOWN AGGRESSION

Boise State was aggressive on fourth down against the Lobos, converting six of its seven fourth-down attempts, the most in either category in the program's FBS era (since 1996). This is the fifth time in Mountain West history a team has converted six fourth downs. San Diego State (Nov. 1, 2024), Hawai'i (Nov. 29, 2014), Air Force (Nov. 10, 2012 and Nov. 21, 2009) have also achieved the feat. Army is the only other FBS team to convert six fourth downs this season, doing so against Kansas State on Sept. 6, 2025.

## BUILT FORD TOUGH

Redshirt senior wide receiver Ben Ford entered the 2024 season with four catches and 34 yards in his career but broke out as one of Boise State's top targets before a season-ending injury. He had one of his best games as a Bronco against New Mexico on Oct. 11, recording two touchdown catches (6 yards and 25 yards), catching a career-high six receptions, and notching a team-high 78 yards. Ford notched his second multi-touchdown game of his career after scoring a pair of touchdowns against Eastern Washington on Sept. 5, scoring on receptions of 60 and 6 yards. The Eagle, Idaho native currently leads the team in receiving touchdowns (5), is second in yards per game (46.4) and third on the team in yards (325). All five of his touchdowns have occurred on The Blue, tying him for 12th in the nation in receiving touchdowns at home.

## KICKING AND THROWING

Oscar Doyle's 10-yard touchdown pass to Troy Grizzle in the fourth quarter against New Mexico was the first time a Boise State kicker or punter has thrown a touchdown pass in the program's FBS era. The play occurred when the Broncos were lining up for a 28-yard field goal attempt, and Doyle mishandled the snap. The junior punter rolled out to his right and found Grizzle for the 10-yard touchdown pass. Doyle is the first kicker or punter to throw a touchdown in an FBS game since Northern Illinois punter Tom Foley did so against Arkansas State on Dec. 23, 2023, and the first time a kicker or punter has thrown a touchdown in a MW contest since BYU kicker Matt Payne did so against New Mexico on Nov. 13, 2004. Doyle once again utilized his arm against UNLV, converting on an 11-yard pass on a fake punt in the fourth quarter. Doyle is the only punter in the FBS with two completed passes on the season. Grizzle is the first Bronco to score a touchdown on his first reception since Scott Matlock, who caught a 3-yard touchdown against Utah State on Sept. 25, 2021.

## BLOCK PARTY

Braxton Fely blocked a PAT in the opening quarter against Notre Dame on Oct. 4, extending a longstanding Boise State streak. The Broncos have now blocked a kick in 27 consecutive seasons. Fely's blocked PAT was the first blocked PAT since 2020, when Scott Matlock did so against BYU on Nov. 6. The Broncos are one of four schools to record a blocked kick every year since 2013, joining Kansas, Indiana and Marshall.

## WINNING BY WIDE MARGINS

Boise State's 47-14 win over App State marked the team's second 30+ point win of the season. This is the 23rd time in the last 27 seasons the Broncos have recorded multiple 30-point victories.





## THREE IN A ROW

Boise State's win over App State gave the Broncos a three-game win streak for the 27th consecutive season, extending the nation's second-longest active streak. Georgia is the leader, holding a 28-year streak after its 3-0 start to the season. Ohio State (24) and Alabama (22) are the next-closest teams. Fresno State (6) has the longest streak among other Mountain West teams.

## BIG DAYS FOR BOEN

Boen Phelps has made an impact since making his first career start against Air Force (Sept. 20). At San Diego State, he notched a career-high eight tackles, including a team-high six solo stops. The linebacker was named Mountain West Defensive Player of the Week after his performance against App State. He made his first career interception, returning it 33 yards for a touchdown, while adding six tackles and one quarterback hurry. The redshirt sophomore had a 94.4 PFF defensive grade, highest among FBS linebackers that week. Against Notre Dame, Phelps totaled five tackles, tied for the third-highest on the team, while combining for a TFL. Against Air Force, he tallied a career-high seven tackles, playing all 79 defensive snaps for the Broncos. He leads Boise State with 141 special teams snaps this season.

## LET IT RIPP

Redshirt junior linebacker Jake Ripp posted a career-high eight tackles at San Diego State, matching his career-high with 1.5 tackles for loss. He was also one of Boise State's top defenders at Notre Dame, recording six tackles and 1.5 tackles for loss. Ripp, who led the Broncos in special teams snaps last season (234), has started six games, totaling 25 tackles (11 solo) and three quarterback hurries. He added a pair of solo tackles against New Mexico. Entering the season, he had 21 tackles, 1.5 TFLs and two quarterback hurries in 27 career games. Ripp recorded five tackles against Fresno State.

## DEFENSIVE DOMINANCE

Boise State's performance against App State on Sept. 27 marked the sixth time since 1996 the squad has recorded 3+ interceptions and 5+ sacks in a game. The last occurrence was Nov. 6, 2021 at Fresno State. None of the previous five games featured an interception return for touchdown, while the game against the Mountaineers featured two (A'Marion McCoy and Boen Phelps). The Broncos held App State to 17% (2/12) on third down, the lowest percentage since stopping San Diego State 12 times on 14 attempts (14%) on Nov. 1, 2024.

## LIGHTING UP THE BOARD

The Broncos scored 47+ points in three straight games (51 vs. Eastern Washington on Sept. 5, 49 at Air Force on Sept. 20, and 47 vs. App State on Sept. 27), the team's eighth time since 1996 scoring 47+ in three-straight games. 147 is the most points over a three-game stretch since scoring 163 against Portland State (56), Washington State (45) and Utah State (62) last season. The Broncos haven't combined for at least 145 points over a three-game stretch in back-to-back seasons since doing so in 2014-15. Boise State totaled 153 points against BYU (55), New Mexico (60) and San Diego State (38) in 2014 and 163 combined points against Idaho State (52), Virginia (56) and Hawai'i (55) the following season. Boise State's 147 points over the three contests is the second-highest three-game total in the last 10 seasons. The 47 points Boise State scored against App State are the most the team has scored without a rushing touchdown in the FBS era.

## ON THE OFFENSIVE

The Broncos notched 473 yards of offense against App State, totaling 1,702 yards over a three-game stretch. That marks the ninth time the program has generated over 1,700 yards in a three-game span since 2000, and the last time since totaling 1,738 yards against Connecticut, Oklahoma State and Wyoming from Sept. 8-29, 2018. Boise State hadn't totaled 470+ yards in a three-game stretch since the 2018 season, when it did so against Nevada (502 yards, Oct. 13), Colorado State (472 yards, Oct. 19), and Air Force (530 yards, Oct. 27). Boise State enters the game against San Diego State averaging 428.0 yards per game, ranking 34th in the nation.

## AERIAL ASSAULT

Boise State recorded over 300 yards of passing offense in three consecutive games, passing for 309 yards against Eastern Washington (Sept. 5), 310 at Air Force (Sept. 20) and 321 against App State (Sept. 27). The feat marks the first time the Broncos have recorded three-straight games with over 300 yards passing since a four-game stretch to open the 2018 season. Boise State has thrown for 300+ yards in three consecutive games on seven other occasions since 1996.

## RECORD BOOK UPDATES

### CAREER PASSING YARDS

	Yds	Player	Years
1.	14,667	Kellen Moore	2008-11
2.	13,581	Brett Rypien	2015-18
3.	9,819	Ryan Dinwiddie	2000-03
4.	9,107	Tony Hilde	1993-96
5.	9,030	Bart Hendricks	1997-2000
6.	8,256	Jared Zabransky	2003-06
7.	6,605	Hank Bachmeier	2019-22
8.	6,246	Maddux Madsen	2022-Pres.
9.	5,656	Grant Hedrick	2011-14
10.	5,508	Jim McMillan	1971-74

### CAREER PASSING TOUCHDOWNS

	TDs	Player	Years
1.	142	Kellen Moore	2008-11
2.	90	Brett Rypien	2015-18
3.	82	Ryan Dinwiddie	2000-03
4.	78	Bart Hendricks	1997-2000
5.	70	Tony Hilde	1993-96
6.	58	Jim McMillan	1971-74
7.	58	Jared Zabransky	2003-06
8.	47	Maddux Madsen	2022-Pres.
9.	41	Hank Bachmeier	2019-22
10.	39	Grant Hedrick	2011-14

### CAREER COMPLETIONS

	Cmp.	Player	Years
1.	1,157	Kellen Moore	2008-11
2.	1,036	Brett Rypien	2015-18
3.	650	Bart Hendricks	1997-2000
4.	629	Tony Hilde	1993-96
5.	622	Ryan Dinwiddie	2000-03
6.	610	Jared Zabransky	2003-06
7.	536	Hank Bachmeier	2019-22
8.	483	Maddux Madsen	2022-Pres.
9.	475	Grant Hedrick	2011-14
10.	439	Joe Southwick	2010-13

### CAREER COMPLETION PERCENTAGE

	Pct.	Player	Cmp.	Att.	Years
1.	.702	Grant Hedrick	475	677	2011-14
2.	.698	Kellen Moore	1,157	1,658	2008-11
3.	.694	Joe Southwick	439	633	2010-13
4.	.679	Taylor Sharp	321	473	2004-07
5.	.640	Brett Rypien	1,036	1,618	2015-18
6.	.636	Joe Aliotti	278	437	1979-80
7.	.627	Ryan Dinwiddie	622	992	2000-03
8.	.622	Jared Zabransky	610	980	2003-06
9.	.616	Hank Bachmeier	536	870	2019-22
10.	.614	Maddux Madsen	483	787	2022-Pres.

### CAREER 200-YARD PASSING GAMES

	No.	Player	Years
1.	46	Kellen Moore	2008-11
2.	40	Brett Rypien	2015-18
3.	28	Bart Hendricks	1997-2000
4.	26	Tony Hilde	1993-96
5.	24	Ryan Dinwiddie	2000-03
6.	21	Jared Zabransky	2003-06
7.	21	Hank Bachmeier	2019-22
8.	16	Maddux Madsen	2022-Pres.
9.	15	Grant Hedrick	2011-14
10.	13	Jim McMillan	1971-74



## RECORD BOOK UPDATES

### CAREER LOWEST INTERCEPTION RATIO

	Pct.	Player	INT	Att.	Years
1.	.017	Kellen Moore	28	1,658	2008-11
2.	.018	Brett Rypien	29	1,618	2015-18
3.	<b>.020</b>	<b>Maddux Madsen</b>	<b>16</b>	<b>787</b>	<b>2022-Pres.</b>
4.	.021	Ryan Dinwiddie	21	992	2000-03
5.	.022	Hank Bachmeier	19	870	2019-22

### CAREER 300-YARD PASSING GAMES

No.	Player	Years
1.	21 Brett Rypien	2015-18
2.	16 Kellen Moore	2008-11
3.	15 Ryan Dinwiddie	2000-03
4.	10 Bart Hendricks	1997-03
5.	8 Jim McMillan	1971-74
6.	7 Grant Hedrick	2011-14
7.	6 Tony Hilde	1993-96
8.	4 Jared Zabransky	2003-06
	4 Joe Southwick	2010-13
	<b>4 Maddux Madsen</b>	<b>2022-Pres.</b>

### CAREER TOTAL OFFENSE

Yds	Player	Years
1. 14,534	Kellen Moore	2008-11
2. 13,484	Brett Rypien	2015-18
3. 10,138	Tony Hilde	1993-96
4. 10,039	Bart Hendricks	1997-2000
5. 9,984	Ryan Dinwiddie	2000-03
6. 9,119	Jared Zabransky	2003-06
<b>7. 6,658</b>	<b>Maddux Madsen</b>	<b>2022-Pres.</b>
8. 6,627	Grant Hedrick	2011-14
9. 6,622	Hank Bachmeier	2019-22
10. 6,115	Jim McMillan	1971-74

### CAREER TOTAL OFFENSE PER GAME

Avg.	Player	GP	Yds	Years
1. 274.2	Kellen Moore	53	14,534	2008-11
2. 269.7	Brett Rypien	50	13,484	2015-18
3. 247.3	Tony Hilde	41	10,138	1993-96
4. 236.3	Ryan Dinwiddie	42	9,924	2000-03
5. 228.3	Hank Bachmeier	29	6,622	2019-22
<b>6. 201.8</b>	<b>Maddux Madsen</b>	<b>33</b>	<b>6,658</b>	<b>2022-Pres.</b>
7. 190.0	Jared Zabransky	48	9,119	2003-06
8. 172.1	Taylen Green	28	4,820	2021-23
9. 154.1	Grant Hedrick	43	6,627	2011-14
10. 136.8	Joe Southwick	37	5,063	2010-13

### CAREER TOTAL OFFENSE PER PLAY

Avg.	Player	Plays	Yds	Years
1. 8.40	Ryan Dinwiddie	1,189	9,984	2000-03
2. 8.26	Kellen Moore	1,759	14,534	2008-11
3. 7.45	Taylen Green	647	4,820	2021-23
4. 7.38	Brett Rypien	1,828	13,484	2015-18
<b>5. 7.17</b>	<b>Maddux Madsen</b>	<b>928</b>	<b>6,658</b>	<b>2022-Pres.</b>

### CAREER PASS EFFICIENCY

Eff.	Player	Years
1. 168.98	Kellen Moore	2008-11
2. 168.89	Ryan Dinwiddie	2000-03
3. 153.74	Grant Hedrick	2011-14
4. 152.83	Jim McMillan	1971-74
5. 149.31	Brett Rypien	2015-18
6. 147.43	Joe Aliotti	1979-80
7. 145.93	Joe Southwick	2010-13
8. 145.62	Taylor Tharp	2004-07
9. 144.99	Jared Zabransky	2003-06
<b>10. 143.68</b>	<b>Maddux Madsen</b>	<b>2022-Pres.</b>

## CAPLES CONNECTION

Latrell Caples caught a pair of touchdown passes against App State, marking the third multi-touchdown game of his career. The Lancaster, Texas native had previously caught three touchdown passes in the first half against San Diego State on Nov. 1, 2024, becoming the first Bronco to catch three touchdowns in a half since Cedrick Wilson did so on Oct. 7, 2016. Caples also caught a pair of touchdown passes against New Mexico on Sept. 9, 2022. Caples, who surpassed 100 career receptions against Air Force, caught his third touchdown of the season against UNLV and secured a career-high seven receptions at San Diego State.

## FIRST-YEAR FIRSTS

Five first-year Broncos notched a first in the win over App State. Freshman wide receiver Quinton Brown made a spectacular 29-yard touchdown catch, the first of his career. EDGE Sterling Lane II, a redshirt junior transfer from Arizona, notched his first career sack. Cornerback Sherrod Smith, a transfer from College of San Mateo, made his first interception at the FBS level. Defensive end Malakai Williams, a sixth year transfer from Idaho, forced a fumble for the first time as a Bronco. It was recovered by freshman linebacker Mana Tuoti, the first of his career.

## DOUBLED UP

Dylan Riley entered the game against Air Force with four career touchdowns. He finished the game with nine. It was the second multi-touchdown game in Riley's career, having scored a pair of rushing touchdowns in his Bronco debut against Portland State on Sept. 21, 2024.

## THE JET

Dylan Riley notched 171 rushing yards, 84 receiving yards, four rushing touchdowns and one receiving touchdown at Air Force. The only other FBS player to have a game reaching those four stats over the last 30 years is North Carolina's Omarion Hampton last season at Florida State. Riley is the first player in Boise State history to tally four rushing touchdowns and one receiving touchdown in a game and the only FBS player to do so this year. He is also the first Mountain West player to achieve this feat since Air Force's Karson Roberts on Oct. 24, 2015.

## RUNNING BACK U

Dylan Riley's five-touchdown performance against Air Force on Sept. 20 marks the second consecutive season a Boise State running back has scored five or more touchdowns in a game. Ashton Jeanty rushed for a program-record six touchdowns in the season-opener last year against Georgia Southern on Aug. 31, 2024. Riley's performance is also the 20th time in program history a Bronco has scored four or more rushing touchdowns, and the first time since Jeanty accomplished the feat against Washington State on Sept. 28, 2024.

## IT'S TRULY A STABLE

Boise State ran for five touchdowns in the game against Air Force on Sept. 20, marking the fourth consecutive season the Broncos have had multiple games in a season with 4+ rushing touchdowns. Boise State has recorded 4+ rushing scores in a game 75 times since 1998.

## THE 70-CLUB, PART I

Dylan Riley scored a 75-yard receiving touchdown off a screen pass against Air Force, marking his first career touchdown reception. It was the longest reception by a Bronco since Ashton Jeanty recorded a 75-yard score against Air Force on Nov. 24, 2023. The reception came after Riley recorded a 77-yard touchdown rush against Eastern Washington, making him the third Bronco since 2010 to score a rushing and receiving touchdown of at least 70 yards in the same season. Jeremy McNichols accomplished the feat in 2016 while Doug Martin did so in 2010.

## THE 70-CLUB, PART II

With his 75-yard receiving touchdown at Air Force, Dylan Riley now has touchdowns of 70+ yards as a rusher, receiver and returner in his career. Last season, he returned a kick 96 yards for a score against Utah State. He joins Doug Martin (2007-11) and John Hightower (2018-19) as the only Broncos to accomplish this feat in the program's FBS era.

## GROUND AND POUND

Boise State ran the ball 31 times for 282 yards at Air Force, averaging 9.1 yards per carry. This is the fourth time since 1996 the Broncos have averaged at least 9.0 yards per rush in a game, with three of the occurrences happening in the last 19 games. Boise State averaged a school-record 10.6 yards per carry at Georgia Southern in the 2024 season opener, then notched 9.0 yards per rush two games later against Portland State. The first occasion was Sept. 18, 2009, when the Broncos gained 10.3 yards per carry at Fresno State.



## FINDING PAYDIRT

Boise State recorded over five rushing touchdowns in back-to-back games against Eastern Washington and Air Force, marking the first time the program has done so since a pair of games against Fresno State (Oct. 7) and Colorado State (Oct. 15) in 2011. The accomplishment also marks the second consecutive season the program has rushed for five touchdowns twice in a season, having done so against Georgia Southern (Aug. 31) and Portland State (Sept. 21) a year ago. Boise State has rushed for five touchdowns in a game 33 times since 1998.

## OFFENSIVE EFFICIENCY

Boise State's offense fired on all cylinders at Air Force as the Broncos gained 592 yards on 58 plays, averaging 10.2 yards per play, 19.4 yards per completion and 9.1 yards per rush. It was the second time in the program's FBS era that the unit has averaged over 10.0 yards per play, following the 2018 team that averaged 10.5 yards per play against Connecticut (Sept. 8, 2018). It was the first time a MW team has averaged over 10 yards per play since New Mexico netted 10.5 yards per play against Tennessee Tech on Sept. 9, 2023.

## AERIAL ATTACK

Maddux Madsen completed 13 passes for 276 yards and two touchdowns at Air Force, averaging a career-high 21.2 yards per completion. This is the 15th time in Boise State's FBS era a quarterback has completed at least 10 passes and averaged at least 20 yards per completion, with Madsen's effort ranking sixth on the list. He is the first player to achieve this feat since Hank Bachmaier completed 17 passes for 340 yards against UTEP on Sept. 10, 2021.

## ALL OVER THE FIELD

Ty Benefield was everywhere at Air Force, finishing with a career-high 11 tackles (8 solo) and adding 2.0 tackles for loss and a game-sealing interception. He is the third player in Boise State's FBS era to record 10+ tackles, 2+ TFLs and one interception in a game, joining Tanner Vallejo and Korey Hall. Vallejo led Boise State to the Mountain West title on Dec. 2, 2014, recording 13 tackles, 3.0 TFLs and one interception, which he returned 63 yards for a touchdown. Hall tallied 10 tackles, 2.0 TFLs and an interception against Oregon State on Sept. 7, 2006. Benefield is the only MW player and one of nine FBS defenders to reach those numbers in a game this season.

## BENEFIELD IN THE BACKFIELD

Ty Benefield became the first Bronco defensive back to tally at least five TFLs in a two-game span since the program joined the FBS ranks, after recording two TFLs against Air Force (Sept. 20) and three against Eastern Washington (Sept. 5). He is the first Bronco to accomplish the feat since Andrew Simpson did so against Utah State (Nov. 18, 2023) and Air Force (Nov. 24, 2023). The Altadena, Calif., native has recorded six games with two or more TFLs.

## RALLY TO THE BALL, PART II

Three Boise State players recorded double-digit tackles at Air Force. Ty Benefield led the way with 11 while Marco Notarainni and Zion Washington added 10 apiece. The last time three Broncos had 10+ tackles was Nov. 25, 2022, when DJ Schramm (15), Seyi Oladipo (10) and Andrew Simpson (10) combined for 35 tackles against Utah State.

## CAREER DAYS EVERYWHERE

Several Broncos had memorable performances in the Broncos' 51-14 victory over Eastern Washington on Sept. 5. Quarterback Maddux Madsen matched his then-career-high with 307 passing yards in the win, while wide receivers Ben Ford (82) and Chris Marshall (151) set career marks in receiving yards. Jaden Mickey recorded a career-high seven tackles in his first career start. Dylan Riley notched 123 yards on the ground, a record that would be broken in his next game against Air Force (171). Ty Benefield also registered a then-career-high nine tackles against the Eagles, but would also set a new mark with 11 tackles against Air Force.

## OFFENSIVE ONSLAUGHT

Boise State totaled 637 yards against Eastern Washington, the most yards the program has recorded in a game since notching 651 total yards against Georgia Southern in last year's season opener on Aug. 31, 2024. The Blue and Orange finished with 309 yards in the air and 328 yards on the ground, marking the first time the Broncos have recorded over 300 yards in both categories since passing for 418 yards and rushing for 400 against Connecticut on Sept. 8, 2018.

## BIG PLAY BRONCOS, PART I

Dylan Riley ran for a career-long 77-yard touchdown against Eastern Washington. This was Boise State's fifth rushing score of 75+ yards in the last two seasons, the most in the FBS.

## RECORD BOOK UPDATES

### CAREER RECEIVING YARDS BY TIGHT END

Yds	Player	Years
1. 1,288	Jake Roh	2014-17
2. 1,269	Kyle Efav	2008-11
3. <b>1,048</b>	<b>Matt Lauter</b>	<b>2021-pres.</b>
4. 1,009	Derek Schouman	2003-06

### SEASON YARDS PER CARRY

Avg.	Player	Att.	Yds	Year
1. 6.95	Ashton Jeanty	374	2,601	2024
2. 6.68	Jay Ajayi	82	548	2012
3. <b>6.59</b>	<b>Dylan Riley</b>	<b>125</b>	<b>824</b>	<b>2025</b>
4. 6.57	John Smith	87	572	1973
5. 6.52	Jeremy Avery	103	672	2007

### SINGLE-GAME TOTAL TOUCHDOWNS

TDs	Player	Opponent	Date
1. 6	Ashton Jeanty	at Georgia Southern	8/31/2024
2. 5	Jon Helmandollar	Louisiana Tech	11/20/2004
5	Ian Johnson	Oregon State	9/7/2006
5	Jay Ajayi	Utah State	11/29/2014
5	<b>Dylan Riley</b>	<b>at Air Force</b>	<b>9/20/2025</b>

### SINGLE-GAME TOTAL POINTS

Pts	Player	Opponent	Date
1. 36	Ashton Jeanty	at Georgia Southern	8/31/2024
2. 30	Jon Helmandollar	Louisiana Tech	11/20/2004
30	Ian Johnson	Oregon State	9/7/2006
30	Jay Ajayi	Utah State	11/29/2014
30	<b>Dylan Riley</b>	<b>at Air Force</b>	<b>9/20/2025</b>

### SINGLE-GAME YARDS PER CARRY

Avg.	Player (Att/Yds)	Opponent	Date
1. 16.91	Jeremy Avery (11/186)	at Fresno State	9/18/2009
2. 14.31	Ashton Jeanty (13/186)	Utah State	10/5/2024
3. 14.18	Jeremy Avery (11/156)	at Idaho	11/15/2008
4. <b>13.40</b>	<b>Dylan Riley (15/201)</b>	<b>UNLV</b>	<b>10/18/2025</b>
5. 13.35	Ashton Jeanty (20/267)	at Georgia Southern	8/31/2024

### SINGLE-GAME RUSHING TOUCHDOWNS

TDs	Player	Opponent	Date
1. 6	Ashton Jeanty	at Georgia Southern	8/31/2024
2. 5	Jon Helmandollar	Louisiana Tech	11/20/2004
5	Ian Johnson	Oregon State	9/7/2006
5	Jay Ajayi	Utah State	11/29/2014
5.	<b>4</b>	<b>16 Times by 11 Student-Athletes</b>	
	Last: Dylan Riley	at Air Force	9/20/2025

### SINGLE-GAME PAT KICKS MADE

PAT	Player	Opponent	Date
1. 10	Tyler Jones	at Idaho	9/13/2003
10	Anthony Montgomery	Idaho	11/19/2005
3. 9	Gary Stivers	Whitworth	9/27/1969
9	Greg Erickson	Eastern Washington	11/4/1995
9	Nick Calaycay	Arkansas State	11/6/1999
9	Nick Calaycay	Idaho	11/18/2000
9	Nick Calaycay	Fresno State	10/18/2002
9	Dan Goodale	at Colorado State	10/15/2011
9	Dan Goodale	UT Martin	9/7/2013
10.	<b>8</b>	<b>19 Times by Nine Student-Athletes</b>	
	Last: Colton Boomer	UNLV	10/18/2025





## RECORD BOOK UPDATES

### SINGLE-GAME INTERCEPTIONS

INT	Player	Opponent	Date
1.	4 Steve Forrey	Idaho State	11/2/1968
2.	3 Steve Forrey	at Whitworth	10/19/1968
	3 Ken Johnson	Hiram Scott	11/1/1969
	3 Greg Frederick	UC Davis	11/24/1973
	3 Frank Robinson	at Northern Arizona	10/13/1990
	3 Jason Payne	at Weber State	10/14/1995
	3 Chris Carr	Nevada	11/29/2003
	3 Korey Hall	Oregon State	9/10/2004
	3 Brandyn Thompson	Hawai'i	10/17/2008
10.	2 <b>Several Times</b>		
	<b>Last: Jeremiah Earby at Nevada</b>	<b>10/24/2025</b>	

### TEAM SINGLE-GAME YARDS PER CARRY

Avg.	Opponent (Att./Yds)	Date
1.	10.6 at Georgia Southern (35/371)	8/31/2024
2.	10.3 at Fresno State (29/299)	9/18/2009
3.	9.4 vs. Idaho State (46/433)	10/20/1979
4.	9.1 <b>at Air Force (31/282)</b>	<b>9/20/2025</b>
5.	9.0 vs. Montana (59/531)	10/27/1973
	9.0 vs. Portland State (38/342)	9/21/2024
7.	8.91 <b>vs. UNLV (33/294)</b>	<b>10/18/2025</b>
8.	8.89 vs. Connecticut (45/400)	9/8/2018
9.	8.85 vs. Nevada (46/407)	10/19/2013
10.	8.6 at San José State (35/300)	11/27/2015

## BIG PLAY BRONCOS, PART II

Boise State had 13 offensive plays of 20+ yards against UNLV, making the Broncos the only team in the country with multiple games gaining 20+ yards on at least 11 plays, doing so three times. This is the first time since at least 2012 Boise State has achieved the feat multiple times in the same season. The Broncos notched 11 plays of 20+ yards against Eastern Washington in the Sept. 5 home opener. Boise State had 12 gains of 20+ yards against UConn on Sept. 8, 2018 and 11 plays of 20+ yards against Portland State (Sept. 14, 2019) and Hawai'i (Nov. 12, 2016).

## HE'S BACK

Sire Gaines earned his second career Mountain West weekly accolade on Sept. 8, earning the Old Trapper MW Freshman of the Week honor. The redshirt freshman running back totaled 98 yards on the ground (7.0 yards per carry) and a touchdown on 14 carries in the Broncos' victory over Eastern Washington. It is the second time the Perris, Calif., native has taken home the award, capturing the honors following his first career game against Georgia Southern last season. Gaines is the third Bronco to earn the award multiple times, joining quarterbacks Taylen Green (four-time honoree) and Maddux Madsen (two-time honoree).

## MULTIPLE OPTIONS

Five Broncos scored a rushing touchdown against Eastern Washington on Sept. 5. Malik Sherrod, Sire Gaines, Maddux Madsen, Cameron Bates and Dylan Riley all found the end zone, marking the first time Boise State has had five different touchdown rushers since Sept. 28, 2013 against Southern Miss. In that game, Shane Williams-Rhodes, Geraldo Boldewijn, Jay Ajayi, Grant Hedrick and Charles Bertoli found the end zone from the ground against the Golden Eagles.

## FAST START, PART II

The Broncos took a 14-0 lead over Eastern Washington in just 4:59 of game time, with Malik Sherrod (20 yards) and Sire Gaines (8 yards) scoring rushing touchdowns. This was the first time since a game at Virginia on Sept. 25, 2015 that Boise State scored two touchdowns in the first five minutes of a game. Against the Cavaliers, Justin Taimatuia scored on a 21-yard interception return on the game's first play, then Jeremy McNichols scored on a 2-yard touchdown run. The last time Boise State scored two offensive touchdowns in the first five minutes was Nov. 14, 2009. Kellen Moore threw touchdown passes to Austin Pettis (4 yards) and Titus Young (25 yards) to spark a 63-25 win over Idaho.

## EFFICIENCY FROM MADDUX

Maddux Madsen's career record as a starting quarterback is 19-5, including a 13-1 mark against conference foes. Madsen's lone conference loss was to Fresno State, where he started but left in the first quarter with an injury. Last season, he led the Mountain West in passing yards (3,018) and passing touchdowns (23). He also ranked second in the MW in passing efficiency (143.6). In MW games, Madsen recorded 12 touchdowns and one interception, making him the only player in the country with 12+ touchdowns and one interception in conference play.

## LIMITING TURNOVERS, PART I

Last season, Maddux Madsen had nine games with zero interceptions on 25+ attempts. Since 2019, the only other FBS quarterbacks to have that many such games in a single season ended up as NFL First Round picks – Bo Nix (11 in 2023), Drake Maye (nine in 2022) and Joe Burrow (nine in 2019). Madsen is one of 22 returning FBS quarterbacks who threw 23 or more touchdowns last season. Of that group, only James Madison's Alonza Barnett III threw fewer interceptions (4).

## LIMITING TURNOVERS, PART II

Maddux Madsen has 16 interceptions in 787 career attempts, giving him the third-lowest interception ratio in program history (.020). Before his interception at Air Force, Madsen had attempted 240 consecutive passes on the road without a pick, the longest streak in Boise State's FBS era and longest stretch in the Mountain West since 2012.

## A LONG TIME COMING

Redshirt junior Chris Marshall recorded his first career touchdown against USF in the season-opener. He notched the score in his 11th career game, and his fifth game as a member of the Blue and Orange. Marshall, who started his career in 2022 at Texas A&M, played in his first game since Oct. 25, 2025 at UNLV. He followed with a career-best 132 yards on four catches against Eastern Washington, recording a first down on every reception and finishing with 81 yards after catch. Marshall added three catches for 52 yards against App State, four receptions for a team-high 58 yards at No. 21/21 Notre Dame, and a career-high five receptions for 70 yards against New Mexico. He finished with a team-high 96 yards and scored his second touchdown against UNLV. He leads the Mountain West and ranks ninth nationally with 19.5 yards per reception.





## WHAT A START

In his first career start, Jaden Mickey forced and recovered a fumble on the first defensive drive against Eastern Washington on Sept. 5, becoming the first Bronco to force and recover the same fumble since Kekaula Kaniho did so against Hawai'i on Oct. 12, 2019. Mickey notched his first career tackle-for-loss in the contest and finished with a career-high seven tackles. He recorded a PFF overall defensive grade of 90.6 in the game, the third-best grade amongst all FBS defensive backs that played at least 30 snaps. Serving as the hammer carrier against UNLV, Mickey matched his career-high with seven tackles, including a career-high two TFLs, and notched his first career sack in the second quarter. At San Diego State, he posted two solo TFLs.

## IMMEDIATE IMPACT

Redshirt freshman cornerback Trey Tolmaire made his collegiate debut against Eastern Washington and notched Boise State's first interception of the season, returning it 21 yards. He joins Kyle Wilson as the only Broncos since 1996 to record an interception in their first career game. Wilson, an All-American and first round NFL Draft pick, intercepted Colt Brennan in the second quarter of No. 25 Boise State's 41-34 win over Hawai'i on Sept. 23, 2006.

## AGAINST, THEN FOR

With his successful PAT against South Florida, Colton Boomer became the first player in Boise State's FBS era (since 1996) to score a point for the Broncos after scoring against them. On Sept. 7, 2023, he led UCF to a win over Boise State by going 4-for-4 on field goals, connecting from 50, 33 and 55 yards before booting the 40-yard game-winner in the 18-16 victory. Malik Sherrod became the second player to achieve this feat with his 20-yard touchdown rush on the opening drive against Eastern Washington. On Nov. 4, 2023, he scored on a 96-yard kickoff return and 52-yard rush to lead Fresno State to a 37-30 win over the Broncos.

## LAUTER CONTINUES TO PRODUCE

Matt Lauter had 47 receptions in 2024, a program record for Bronco tight ends. He ranked second in Boise State tight end single-season history with 619 receiving yards. Last season, he was one of two players to catch at least one pass in all 14 games. Through nine games played in 2025, the redshirt senior has 24 catches for 232 yards and one touchdown. At 1,048 career receiving yards, he has the third-most receiving yards by a tight end in Boise State's FBS era.

## INTERNATIONAL BRONCOS

Boise State's 2025 roster includes representation from six countries. In addition to 97 players from the United States, the Broncos have players from Australia (Oscar Doyle, Alma Taleni), Canada (Bol Bol), Germany (Max Stege), England (Bethel Imasuen), Ireland (Lopez Sanusi) and The Netherlands (Arthur de Boachie). Additionally, Ty Benefield was born in Vancouver, Canada, while his father, Daved, played for the CFL's Saskatchewan Roughriders. Another Bronco, Marco Notarainni, is a dual citizen of the United States and Argentina.

## PRESEASON ALL-AMERICANS

Offensive tackle Kage Casey and EDGE Jayden Virgin-Morgan garnered national recognition this summer, earning Preseason All-America honors. Casey was selected by four outlets: Walter Camp (first team), Athlon Sports (second team), ESPN (second team) and Phil Steele (fourth team) while Virgin-Morgan was tabbed fourth team by Athlon Sports. Additionally, both players were included on ESPN's list of Top 100 College Football Players. Virgin-Morgan checked in at No. 48 and Casey was ranked No. 63.

## WINNING WAYS

Boise State has the nation's highest winning percentage at the FBS level, posting a .763 mark (290-90) since moving up in 1996. Behind the Broncos are Ohio State (.757), Alabama (.740), Michigan (.732) and Notre Dame (.726). Boise State is the second-winningest football program by percentage in the country since 2000 (.802, 267-66), trailing only Ohio State (.839; 271-52). Since 2000, Boise State has registered more wins (267) than any other western team by over 20 victories, with Oregon (246), USC (217), Utah (213) and BYU (212) following.

## THIS IS BECOMING A HABIT

The Broncos finished at No. 8 in the final 2024 Associated Press rankings. Having been ranked for 13 consecutive weeks, the 2024 season marked the ninth time the Broncos have been in the AP Top 25 poll for six consecutive weeks or more. Since 2000, Boise State has been ranked for at least nine consecutive weeks eight times: 2004, 2006, 2008, 2009, 2010, 2011, 2016 and 2019.

## PRESEASON WATCH LISTS

### Ty Benefield

- Paycom Jim Thorpe Award Watch List
- Shrine Bowl 1000 Watchlist

### Latrell Caples

- Earl Campbell Tyler Rose Award Watch List

### Kage Casey

- Lombardi Award Watchlist
- Outland Trophy Watch List
- Walter Camp Preseason All-America First Team
- Athlon Sports Preseason All-America Second Team
- ESPN Preseason All-America Second Team
- Phil Steele Preseason All-America Fourth Team
- Senior Bowl Top 300
- Shrine Bowl 1000 Watchlist

### Jeremiah Earby

- Shrine Bowl 1000 Watchlist

### Braxton Fely

- Polynesian College Player of the Year Watch List

### Sire Gaines

- Comeback Player of the Year Watch List
- Doak Walker Award Watch List

### Mason Hutton

- Patrick Mannelly Award Watch List

### Matt Lauter

- John Mackey Award Watch List
- Shrine Bowl 1000 Watchlist

### Maddux Madsen

- Davey O'Brien Award Watch List
- Johnny Unitas Golden Arm Award Watch List
- Manning Award Watch List
- Maxwell Award Watch List
- Walter Camp Player of the Year Award Watch List
- Shrine Bowl 1000 Watchlist

### A'Marion McCoy

- Chuck Bednarik Award Watch List
- Paycom Jim Thorpe Award Watch List
- Shrine Bowl 1000 Watchlist

### Marco Notarainni

- Allstate Wuerffel Trophy Watch List
- Shrine Bowl 1000 Watchlist
- Jason Witten Collegiate Man of the Year Watch List
- Allstate AFCA Good Works Team Nominee

### Mason Randolph

- Senior Bowl Top 300

### Jayden Virgin-Morgan

- Bronko Nagurski Trophy Watch List
- Chuck Bednarik Award Watch List
- Lombardi Award Watchlist
- Lott IMPACT Trophy Watch List
- Athlon Sports Preseason All-America Fourth Team
- Shrine Bowl 1000 Watchlist



## PRESEASON ALL-MW PICKS

### Preseason All-Mountain West

- QB Maddux Madsen (Offensive Player of the Year)
- WR Latrell Caples
- TE Matt Lauter
- OL Kage Casey
- OL Mason Randolph
- DL Braxton Fely
- DL Jayden Virgin-Morgan
- LB Marco Notarainni
- DB A'Marion McCoy
- DB Ty Benefield

## PHIL STEELE PRESEASON ALL-MW

### First Team

- QB Maddux Madsen
- RB Sire Gaines
- WR Latrell Caples
- TE Matt Lauter
- C Mason Randolph
- OG Roger Carreon
- OT Kage Casey
- DT Braxton Fely
- DE Jayden Virgin-Morgan
- LB Marco Notarainni
- CB A'Marion McCoy
- S Ty Benefield
- LS Mason Hutton

### Second Team

- OT Hall Schmidt

### Third Team

- WR Chris Marshall
- CB Jeremiah Earby
- P Oscar Doyle
- KR Dylan Riley

## ATHLON SPORTS PRESEASON ALL-MW

### First Team

- QB Maddux Madsen
- AP Sire Gaines
- WR Latrell Caples
- TE Matt Lauter
- OL Kage Casey
- DL Jayden Virgin-Morgan
- DL Braxton Fely
- LB Marco Notarainni
- CB A'Marion McCoy
- S Ty Benefield

### Second Team

- AP Malik Sherrod
- OL Mason Randolph
- OL Roger Carreon
- CB Jeremiah Earby
- KR Dylan Riley

### Third Team

- S Zion Washington

### Fourth Team

- WR Chris Marshall
- OL Hall Schmidt
- DL Dion Washington
- P Oscar Doyle

## AT THE PEAK

For the 18th consecutive year, Boise State was selected to win its conference or division in the preseason poll. This includes all 15 years as a member of the Mountain West, where the Broncos own a 94-17 record. Boise State will look to win the MW for the third-straight season, which would be its first time doing so in the MW and first time since winning the WAC from 2008-10. The only team to win the MW three-straight seasons is TCU, which did so from 2009-11.

## OVER A QUARTER CENTURY OF SUCCESS

For the past 27 years, Boise State has been synonymous with success. The Broncos currently hold the nation's longest current streak of consecutive winning seasons at 27. Not just the nation's longest active streak, it is also the fourth-longest streak in college football since 1950.

## BRINGING BACK TALENT, PART I

Of the 56 players to earn All-Mountain West first or second team honors in 2024, only 11 return to their respective programs in 2025. Boise State returns a conference-high five All-MW selections, including four of the six returners from the first team. Kage Casey, Matt Lauter, Marco Notarainni and Jayden Virgin-Morgan look to build on their impressive 2024 campaigns, as does second team selection Braxton Fely. The Broncos are one of three teams to bring back multiple All-MW players, with San Diego State and Wyoming returning two players each.

## BRINGING BACK TALENT, PART II

Boise State returns 14 starters from the 2024 team, including eight from an offense that ranked in the nation's top 10 in rushing (240.4 ypg), total yards (466.0 ypg), scoring (37.3 ppg), 3rd down conversions (49.5%) and first downs (328). This is tied for the fifth-most in the country, with the Broncos boasting the second-best 2024 record among teams returning 14 or more players. The same 14 players started the Fiesta Bowl, making Boise State one of 13 teams in the country returning at least 14 starters from its bowl game.

## KEPT THE STREAK ALIVE

Boise State's win in the 2024 Mountain West Championship Game meant the Broncos' 2027 senior class will be the 26th straight class at Boise State to win a conference championship. Of the previous 24 straight classes leaving with rings, 19 left with multiple championships, including 11 with three-or-more. The last Boise State senior class to not win a conference championship was the class of 1998, a group which led Boise State from I-AA to I-A (now FBS). The streak of 26-straight classes is the longest active streak in the country, and the third-longest in NCAA history. BYU (30; 1975-2004) and Nebraska (28; 1975-2002) boast the longest streaks in NCAA history. Oklahoma's streak of 24 ended in 2024.

## CHAMPIONSHIP CENTRAL

The Broncos currently have 16 league titles since 1996, when they joined the FBS, the most in the country during that time. Oklahoma (14), Ohio State (13), Florida State (12), and Alabama (10) are the only other schools in the country to win double-digit conference titles during that span. The Broncos have won 36 conference championships all-time, including six in the Mountain West, eight in the WAC, two in the Big West and six in the Big Sky. The remaining 14 came while members of the Intermountain Collegiate Athletic Conference.

## DOUBLE DIGIT WINS

With its 12-2 record in 2024, Boise State secured its 19th 10-win season since 1996, tied for second-most in the FBS. The Broncos are tied with Alabama and Oklahoma and trail only Ohio State (23). Georgia trails with 18, followed by Oregon (15), LSU (14) and Michigan (14). Air Force (7) is the next-closest Mountain West team.

## FAMILY TRADITION

The Broncos have won 36 conference championships in its program history, the seventh-most conference titles won by any current FBS team. Boise State trails Oklahoma (50), Nebraska (46), Michigan (44), Ohio State (39) and USC (37).

## BACK-TO-BACK

Boise State's win over UNLV on Dec. 6, 2024 gave the Broncos back-to-back MW titles for the first time in its program history. The last time the Broncos won back-to-back conference titles was 2008-10, when they were members of the WAC.

## RUN. THE. BALL.

Boise State has registered 14 performances of 1,000 rushing yards or more since 2009, a mark that ranks tied for the national lead with Wisconsin and Oregon.



## BIG WINS

Six of Boise State's 12 wins in 2024 came by 20+ points, with only Ohio State (10), Oregon (8), Indiana (7), Miami [FL] (7), Ole Miss (7) and SMU (7) recording more. The Broncos had three wins by over 30 points. Boise State averaged 14.7 more points per game than its opponents, the 12th-best scoring margin in the FBS. This season, Boise State has three victories over 20 points, with two over 30.

## BRONCO NATION MAKES AN IMPACT

Since 2018 (and excluding 2020), Bronco Nation has forced opponents to false start 128 times on The Blue. This is 30 false starts more than the next-closest team (NC State, 98). Boise State averages 2.84 false starts forced per home game, easily the most in the FBS. NC State (2.09) and Oregon (2.09) are the only other two teams above 2.0.

## MOST IN THE MOUNTAIN WEST, PART II

Across multiple platforms, Boise State boasts the most Preseason All-Mountain West selections. The official conference preseason team includes 10 Broncos, the most during the program's time in the Mountain West, which began in 2011. Maddux Madsen highlighted the group as the Preseason Offensive Player of the Year, the fourth Boise State player to obtain the honor. The Broncos placed a league-high 18 players on the Phil Steele Preseason All-MW teams, including a conference-leading 13 first team selections. The Athlon Sports Preseason All-MW team featured 21 total Broncos, including 10 on the first team, with Boise State once again leading the league in both categories.

## DEPTH IN THE TRENCHES

Boise State's offensive line returns 11 players with experience, including nine who started at one point last season. Of the nine, seven started multiple games, including Kage Casey, who has made 38 consecutive starts at left tackle. All five positions return multiple players with experience and three players (Kyle Cox, Tyler Keinath and Carson Rasmussen) played two positions last year.

### BOISE STATE OFFENSIVE LINE RETURNING PRODUCTION FROM 2024

Player	GP	GS	Snaps (Offense and Special Teams Combined)	Pos.
Kage Casey	14	14	1,030	LT
Hall Schmidt	12	12	772	RT
Zach Holmes	13	8	641	C
Tyler Keinath	10	8	526	LG, RG
Roger Carreon	6	6	341	RG
Daylon Metoyer	6	2	255	RT
Jake Steele	9	0	238	RG
Mason Randolph	4	3	223	C
Kyle Cox	13	1	180	LT, RT
Jason Steele	6	3	158	C
Carson Rasmussen	13	0	140	LG, RG

## ALL-AMERICAN ANCHOR

Kage Casey earned second team All-America honors from The Athletic and Walter Camp while garnering honorable mention All-America from Sports Illustrated. He joins an elite list of Boise State offensive linemen to be recognized as All-Americans, including consensus picks Ryan Clady (2007) and current offensive coordinator Nate Potter (2011).

## JABRIL 30 UNDER 30

EDGE coach Jabril Frazier was one of 30 coaches across the country named to the 247Sports 30Under30 coaching list. Frazier is the third Bronco in program history to earn the distinction, joining current wide receivers coach Matt Miller (2020) and current head coach Spencer Danielson, who earned the honor in 2018 when he served as the outside linebackers coach.

## ETCHED IN INK

Before the 2024 season, running back Ashton Jeanty and center Mason Randolph made a friendly wager. If Jeanty didn't run for 2,000 yards, he would have to cut off his dreadlocks. If he reached the 2K mark, Randolph would get a tattoo. Jeanty passed the 2,000-yard mark in a win over Wyoming on Nov. 23, one week before Randolph returned from what was thought to be a season-ending bicep injury. When Jeanty returned for Pro Day, he and Randolph went to Chariot Tattoo in Boise to make good on the bet. Randolph's thigh now displays Jeanty's total of 2,601 yards, as well as the Heisman Trophy runner-up's signature.

## 2025 NATIONAL ACCOLADES

### Latrell Caples

- Earl Campbell Tyler Rose National Player of the Week Honorable Mention (Sept. 30)

### Kage Casey

- Lombardi Award Midseason Watch List

### Oscar Doyle

- Ray Guy Award Watchlist

### Marco Notarainni

- William V. Campbell Trophy Semifinalist

### Boen Phelps

- Burlsworth Trophy Nominee

### Malik Sherrod

- Paul Hornung Award Honor Roll (Sept. 23)

### Jayden Virgin-Morgan

- Lombardi Award Midseason Watchlist

## 2024 NATIONAL ACCOLADES

### Ty Benefield

- Cornish Trophy Finalist

### Latrell Caples

- Earl Campbell Tyler Rose National Player of the Week Honorable Mention (Nov. 5)

### Kage Casey

- The Athletic Second Team All-America
- Walter Camp Second Team All-America
- Phil Steele Fourth Team All-America
- Sports Illustrated Honorable Mention All-America

### Spencer Danielson

- AFC Region 5 Coach of the Year
- Grant Teaff Coach of the Year
- Bear Bryant Coach of the Year Finalist
- George Munger Coach of the Year Semifinalist

### Maddux Madsen

- Davey O'Brien Award Quarterback Class of 2024
- Davey O'Brien Award Great 8
- Manning Award Star of the Week



## WINNING SEASONS, PART I

### MOST CONSECUTIVE WINNING SEASONS ALL-TIME

Rk	Seasons	Team	Years
1	41	Florida State	1977-2017
2	40	Nebraska	1962-2001
3	28	Oklahoma	1966-93
4	27	BOISE STATE	1998-present
5	26	Alabama	1958-83

## WINNING SEASONS, PART II

### MOST CONSECUTIVE WINNING SEASONS ACTIVE

Rk	Seasons	Team
1	27	BOISE STATE
2	18	Alabama
3	14	Clemson
	14	Georgia
	14	Ohio State

## IN TOTALITY

Boise State has generated over 500 yards of offense 10 times since the start of the 2022 season, including three times so far this season. The Broncos recorded 637 yards of total offense against Eastern Washington on Sept. 5, 592 yards against Air Force on Sept. 20 and 558 yards against UNLV on Oct. 18.

## BALANCED ATTACK

Boise State has both passed and rushed for at least 90 yards in a Mountain West-record 48 consecutive games, the longest active streak in the country. The streak began on Sept. 30, 2022, when the Broncos ran for 316 yards and passed for 134 in a 35-13 win against San Diego State.

## BOISE STATE WON'T BE BLANKED

The Broncos enter the week riding a streak of 363 games without being shut out. This is the seventh-longest streak in FBS history and it ranks sixth among active streaks. In that time frame, Boise State has compiled a 286-77 (.788) record. Additionally, the Broncos have scored in the first quarter 292 times (80.7%), scored in the first half 353 times (97.2%), recorded multiple scores 355 times (97.8%) and scored by the end of the third quarter 360 times (99.2%).

## SACK IT TO ME

Since 2010, the Broncos have registered 547 sacks, a mark that is sixth in the FBS and the highest of any Group of 5 program.

Rk	Total	Team	2025	'24	'23	'22	'21	'20	'19	'18	'17	'16	'15	'14	'13	'12	'11	'10
1	640	Clemson	26	35	32	44	42	46	46	54	46	49	48	45	38	34	24	31
2	583	Alabama	20	25	39	38	57	35	32	45	40	54	53	31	22	35	30	27
3	576	Pittsburgh	25	41	31	48	54	46	51	32	23	43	37	19	25	24	43	34
4	568	Penn State	22	44	49	43	27	22	45	47	42	40	46	31	28	34	31	17
5	567	Ohio State	25	53	28	34	37	21	54	41	45	28	38	45	42	30	23	23
6	547	BOISE STATE	18	55	36	30	28	18	40	39	34	29	33	47	30	38	24	48
7	544	Texas A&M	38	25	42	19	39	28	29	37	43	39	37	36	21	31	51	29
8	529	Florida State	25	27	46	40	33	10	32	28	29	51	32	17	35	36	40	48
9	527	Virginia Tech	18	37	39	23	25	36	38	24	32	32	26	48	39	35	41	34
10	518	Miami (Fla.)	25	36	35	37	33	30	46	40	44	37	26	27	29	13	23	37

## WINNING WHEN IT COUNTS

Boise State has made 46 postseason appearances since the program began in 1933. The Broncos are 26-20 (.565) in those games, including a 23-16 (.590) mark as a four-year institution and a 13-9 (.591) mark since 1996, when the Broncos were elevated to the FBS.

## MAYBE IT'S THE COACH D EFFECT

Spencer Danielson was named interim head coach on Nov. 12, 2023. Since then, the Broncos are 98-of-113 (86.7%) on red zone opportunities, scoring 79 touchdowns and connecting on 19 field goals. Boise State has been perfect in that area in six consecutive games.

## CONVERTING WHEN IT COUNTS

Boise State finished 2024 with the nation's fourth-best conversion percentage of combined 3rd and 4th downs, successfully converting 106-of-206 attempts (51.5%). Since Spencer Danielson took over in 2023, the Broncos are 210-for-433 (48.5%) on combined 3rd and 4th downs.

## THE MAGIC NUMBER IS 35

Boise State is unbeaten in its last 85 games when scoring 35 or more points. The Broncos' last loss when scoring 35+ was to No. 24 TCU on Nov. 12, 2011.

## YOU CAN'T STOP THIS STAMPEDE

Boise State has produced one of the most prolific and powerful offenses since 2000. Since the turn of the century, the Broncos have averaged 37.703 points per game, a mark that ranks second in the nation behind Oklahoma (37.956).

## MONEY DOWN DOMINANCE

In 2024, Boise State ranked fifth in the nation in 3rd down conversion percentage at .495 (91-for-184). The success rate jumped to a .583 mark (28-for-48) when attempting to convert in the fourth quarter. The third down success is nothing new. Since 2012, only once (2022) has Boise State finished the season outside of the top 50 in 3rd downs with six times in those 12 years the Broncos finished in the top 20. The .495 success rate Boise State experienced in 2024 is the highest since 2018, when Broncos had a .525 conversion rate.





## LIKE A G5

Boise State is tied for fifth in total number of bowl appearances among Group of Five teams despite only playing at the Division I-A/FBS level since 1996.

## PANCAKE BLOCK DONATIONS

All-American left tackle Kage Casey and his wife, Kiersten, a former Boise State volleyball player, are teaming up to support the community this season. The Caseys will donate \$300 to the Boise Rescue Mission for each of Kage's pancake blocks. Boise Rescue Mission provides homeless services to people in Boise and surrounding areas from six locations in Ada and Canyon counties.

## BRONCO LEGEND LEADS NEW ORLEANS

Bronco legend Kellen Moore continues to make history. After guiding the Philadelphia Eagles to a Super Bowl LIX victory as offensive coordinator, Moore was hired as head coach of the New Orleans Saints, making him the first Boise State product to be an NFL head coach. Moore, who served as offensive coordinator for the Eagles, Chargers and Cowboys, led the Broncos to a 50-3 record during his four-year career, making him the winningest quarterback in FBS history. He was a 2010 Heisman Trophy finalist, two-time Quarterback of the Year and seven-time All-American. The College Football Hall of Fame candidate remains the program's career record-holder and ranks in the FBS top 15 in passing yards (14,667), touchdowns (142) and efficiency (168.98).

## TELLING OUR STORY

This summer, Boise State Athletics partnered with Ford to create Bronco Studios, which features Bronco Studios Live hosted by award-winning sports anchor Jay Tust. The show airs at 4 p.m. MT on Mondays, Wednesdays and Fridays. It streams live on YouTube (@BroncoSports) and is available on-demand at BroncoSports.com. Tust and his guests give fans an inside look at all things Boise State. Also published weekly on BroncoSports.com are two "B:1 Features," one of which focuses on the Boise State football program.

## SEND THEM TO THE HALL

In early June, former head coach Chris Petersen (2006-13) joined quarterback Kellen Moore on the 2026 College Football Hall of Fame ballot. Petersen, the winningest coach in Boise State history, compiled a 92-12 (.885) mark at the helm of the program. He twice led the Broncos to undefeated seasons (2006 and 2009) and won five conference titles during his tenure. Boise State won two Fiesta Bowls under his leadership, becoming the first coach at a non-AQ program to win two BCS games, and led the Broncos to five top 10 finishes during his career.

## SEND THEM TO THE HALL - BOISE STATE EDITION

Boise State announced on Nov. 3 that legendary Boise State head coach Chris Petersen (2006-13) and former quarterback Ryan Dinwiddie (2000-03) were two of the six Broncos to be inducted into the Boise State Hall of Fame Class of 2026. Dinwiddie finished his career at Boise State (2000-03) as one of the most decorated quarterbacks in program history. He compiled a 28-6 record as a Bronco starter, including a 20-2 record in conference play. He led the Broncos to back-to-back WAC regular season titles and bowl victories as an upperclassman. As a junior, Dinwiddie led Boise State to a 12-1 record and a No. 15 finish in the AP poll, while the Broncos finished 13-1 with a No. 16 AP ranking during his senior season. A two-time All-WAC First Team recipient, Dinwiddie still holds several single-season Bronco records, including passing yards (4,356), yards of total offense (4,399) and passing yards per game (311.1). Career-wise, Dinwiddie is second all-time in touchdowns responsible for (100), second in total yards per game (314.2), third in career passing yards (9,819) and third in passing touchdowns (82).

## REST IN PEACE TO A BRONCO LEGEND

Former Boise State running back and seven-year NFL veteran Doug Martin passed away on Oct. 18 at the age of 36. Martin was a member of the Bronco football team from 2007-11, was a first-team All-Mountain West honoree as a senior in 2011 and still ranks in Boise State's top-10 for career rushing yards (eighth, 3,431 yards), rushing touchdowns (sixth, 43), rush attempts (ninth, 617), yards per carry (eighth, 5.56) and rushing yards per game (ninth, 66.0). He is also tied for fourth in school history with 17 100-yard games in a career. Martin helped the Broncos finish in the top-10 of the BCS rankings in four straight seasons (2008-11). Boise State also won three conference titles over the same stretch and posted a 50-3 overall record. Martin is one of six Broncos to be selected in the first round of the NFL Draft. He was taken 31st overall by the Tampa Bay Buccaneers in the 2012 NFL Draft. He was the first Boise State running back to be taken in the first round and is one of only two Bronco backs to be selected in the first round. Ashton Jeanty joined him in that club this past April. In 84 career NFL games, Martin rushed for 5,356 yards and 30 touchdowns. He had 6,563 yards from scrimmage, as he had 1,207 receiving yards, and scored 32 total touchdowns. The Broncos wore a "Doug" helmet decal during their game against Nevada on Oct. 24.

## FUTURE OPPONENTS

<b>2026</b>		<b>2030</b>	
Sept. 5	at Oregon	Aug. 31	at Memphis
Sept. 12	Memphis	Sept. 7	Idaho State
Sept. 19	South Dakota	Sept. 14	Houston
Sept. 26	at Western Michigan		
<b>2027</b>		<b>2031</b>	
Sept. 4	at App State	Aug. 30	at Houston
Sept. 11	South Florida	Sept. 13	Memphis
Sept. 18	at Marshall		
<b>2028</b>		<b>2032</b>	
Sept. 2	at Cincinnati	Sept. 4	at Rice
Sept. 16	Georgia Southern	<b>2035</b>	
		Sept. 8	Rice
<b>2029</b>			
Sept. 1	Cincinnati		
Sept. 15	at Washington		
Sept. 22	Western Michigan		

## BRONCOS TO THE PAC-12

Boise State University has accepted a formal invitation and been unanimously approved by the conference Board of Directors to join the Pac-12 Conference, the University and conference announced on Sept. 12, 2024. The Broncos will join the Pac-12 Conference effective July 1, 2026. Boise State will be joined in the conference by incumbent members Oregon State and Washington State, as well as Colorado State, Fresno State, Gonzaga, San Diego State, Texas State and Utah State. Competition will begin for all conference sports in the 2026-27 academic year.



# THIS IS THE MOUNTAIN WEST

## 2025 MOUNTAIN WEST STANDINGS

MOUNTAIN WEST							OVERALL							
TEAM	REC	PF	PA	HM	RD	PCT	REC	PF	PA	HM	RD	NEU	PCT	STR
San Diego State (RV/RV)	5-1	159	86	3-0	2-1	.833	8-2	254	125	5-0	3-2	0-0	.800	W1
UNLV (RV/--)	4-2	219	187	2-1	2-1	.667	8-2	366	310	4-1	4-1	0-0	.800	W2
Fresno State	4-2	118	120	2-1	2-1	.667	7-3	259	199	4-1	3-2	0-0	.700	W2
Hawai'i	4-2	216	154	2-1	2-1	.667	7-3	305	237	5-1	2-2	0-0	.700	W1
New Mexico	4-2	170	164	3-0	1-2	.667	7-3	292	250	5-0	2-3	0-0	.700	W4
Boise State	4-2	184	143	2-1	2-1	.667	6-4	296	233	4-1	2-3	0-0	.600	L2
Utah State	3-3	196	175	3-0	0-3	.500	5-5	329	297	5-0	0-5	0-0	.500	L1
Wyoming	2-4	111	131	2-1	0-3	.333	4-6	178	206	3-2	1-4	0-0	.400	L2
Air Force	2-4	200	230	1-2	1-2	.333	3-7	313	323	2-3	1-4	0-0	.300	L1
San José State	2-4	159	212	2-1	0-3	.333	3-7	240	324	3-2	0-5	0-0	.300	L2
Colorado State	1-5	119	187	1-2	0-3	.167	2-8	180	279	2-4	0-4	0-0	.200	L4
Nevada	1-5	121	173	1-2	0-3	.167	2-8	181	281	2-3	0-5	0-0	.200	W1

## 2025 MW PRESEASON POLL

RK	TEAM (1ST PLACE VOTES)	PTS
1.	BOISE STATE (35)	464
2.	UNLV (4)	415
3.	San Jose State	359
4.	Colorado State	326
5.	Fresno State	301
6.	Air Force	280
7.	Hawai'i	213
8.	San Diego State	202
9.	Utah State	165
10.	Wyoming	150
11.	New Mexico	84
12.	Nevada	83

## GAMES IN THE MW

### Saturday, Nov. 15

Air Force at Connecticut	CBSSN	26-16
Colorado State at New Mexico*	MWN/Altitude	20-17
San José State at Nevada*	CBSSN	55-10
Utah State at --/RV UNLV*	CBSSN	29-26 (20T)
Boise State at RV/RV San Diego State*	CBSSN	17-7
Wyoming at Fresno State*	FS1	24-3

### Friday, Nov. 21

Hawai'i at UNLV*	FS1	7:30 p.m. PT
------------------	-----	--------------

### Saturday, Nov. 22

Nevada at Wyoming*	MWN/Altitude	12 p.m. MT
New Mexico at Air Force*	CBSSN	5 p.m. MT
Colorado State at Boise State*	FS1	5 p.m. MT
Utah State at Fresno State*	CBSSN	8:30 p.m. MT
San José State at San Diego State*	FS1	8:30 p.m. MT

## BRONCOS WITH DEGREES

Eight Broncos have already earned their college degrees, including five from Boise State University.

Latrell Caples (Boise State)  
Ben Ford (Boise State)  
A'Marion McCoy (Boise State)  
Marco Notarainni (Boise State)  
Luke Voorhees (Boise State)  
Mitch Bothwell (Villanova)  
Malik Sherrod (Fresno State)  
Malakai Williams (Idaho)

Ten Broncos will earn their degree from Boise State University on Dec. 20.

Braxton Fely  
Zach Holmes  
Mason Hutton  
Tyler Keinath  
Matt Lauter  
Chris Marshall  
Chase Penry  
JJ Talo  
Austin Terry  
Zion Washington

## ON THIS DAY

# NOV.

# 22

THE RECORD: 8-3 (.727)  
THE STREAK: W3  
LAST TIME: 2014  
W, 63-14  
at Wyoming  
Laramie, Wyo.  
ATT: 15,821

## GAMES ON THIS DATE

Year	Opponent	Location	Res.	Score	Att.
1935	at Albion State Normal	Boise, Idaho	L	6-7	2,500
1947	at Southern Idaho Coll. of Ed.	Glens Ferry, Idaho	W	7-0	2,300
1952	Pasadena City College	Boise, Idaho	L	13-28	9,000
1958	Olympic College	Boise, Idaho	W	44-19	6,000
1969	College of Idaho	Boise, Idaho	W	45-0	-
1975	at #10 Idaho State*	Pocatello, Idaho	W	20-17	12,000
1980	at #11 Idaho State*	Pocatello, Idaho	W	22-13	13,895
1986	#20 Idaho	Boise, Idaho	L	14-21	21,275
1997	at Idaho	Moscow, Idaho	W(OT)	30-23	4,501
2008	at Nevada*	Reno, Nev.	W	41-34	27,057
2014	at Wyoming*	Laramie, Wyo.	W	63-14	15,821

\* - denotes conference game

## 2025 PLAYERS OF THE WEEK

### Jeremiah Earby | CB

Oct. 27, 2025 Nevada Defensive

### Sire Gaines | RB

Sept. 8, 2025 Eastern Washington Freshman

### Boen Phelps | LB

Sept. 29, 2025 App State Defensive

### Dylan Riley | RB

Sept. 22, 2025 at Air Force Offensive

### Dylan Riley | RB

Oct. 19, 2025 UNLV Offensive

## PREVIOUS POTW WINNERS ON 2025 ROSTER

### Sire Gaines | RB

Sept. 2, 2024 at Georgia Southern Freshman

### Maddux Madsen | QB

Oct. 9, 2023 San Jose State Freshman

Oct. 30, 2023 Wyoming Freshman

Nov. 3, 2024 San Diego State Offensive

### Dylan Riley | RB

Sept. 23, 2024 Portland State Freshman

### Malik Sherrod | RB (with Fresno State)

Nov. 6, 2023 Boise State Special Teams

## CHAMPIONSHIPS AND DIPLOMAS

# 96%

The Boise State football team recorded an NCAA Graduation Success Rate (GSR) of 96%, the highest in program history. This is the second-highest GSR in the Mountain West and fourth-best in FBS this year.




## DRIP DEFINED

Boise State unveiled a new look for the 2017 season, the first time the Broncos had overhauled their Nike uniforms since 2011. Included in the new slate were blue, orange and white. The jerseys featured new stripes on the sleeves and "Blue Collar" on the inside of the neck. The Broncos added a black set of uniforms that were unveiled against Air Force, Sept. 20, 2019. Refreshed designs of the blue, white and black uniforms came in 2024. A look at the Broncos' all-time uniform combination records can be found to the right while this season's uniform tracker can be found below.

GAME 1 AT SOUTH FLORIDA



GAME 2 vs. EASTERN WASH.



GAME 3 AT AIR FORCE



GAME 4 vs. APP STATE



GAME 5 AT #21/21 NOTRE DAME



GAME 6 vs. NEW MEXICO



GAME 7 vs. UNLV



GAME 8 AT NEVADA



GAME 9 vs. FRESNO STATE



GAME 10 AT SAN DIEGO STATE



GAME 11 vs. COLORADO STATE



GAME 12 AT UTAH STATE



## RECORD BY COMBO

Helmet	Jersey	Pants	2025	Since '96	Stk	Last
Black	Black	Black	0-0	9-4	W2	11/9/24 vs NEV
Black	Blue	Black	0-1	5-1	L1	11/1/25 vs FS
Black	Gray	Black	0-0	1-0	W1	9/28/13 vs SoMiss
Black	White	Black	0-0	3-2	L1	11/4/23 @FS
Black	White	Orange	0-0	1-0	W1	10/31/15 @UNLV
Black	White	White	0-0	0-1	L1	11/25/16 @AFA
Blue	Black	Black	0-0	1-0	W1	11/4/16 vs SJSU
Blue	Black	Blue	0-0	2-0	W2	10/7/23 vs SJSU
Blue	Blue	Blue	3-0	119-8	W8	10/18/25 vs UNLV
Blue	Blue	White	0-0	6-7	W1	9/17/22 vs UTM
Blue	Gray	Blue	0-0	4-0	W4	9/7/13 vs UTM
Blue	Gray	Gray	0-0	2-0	W2	10/3/15 vs HAW
Blue	Orange	Blue	0-0	8-4	W4	10/5/24 vs USU
Blue	Orange	Orange	0-0	2-0	W2	10/17/14 vs FS
Blue	White	Blue	0-0	23-16	L1	9/7/24 @ORE
Blue	White	Orange	0-0	18-8	L2	12/31/24 vs PSU
Blue	White	White	1-1	37-17	L1	10/4/25 @ND
Orange	Blue	Blue	0-0	0-1	L1	9/22/17 vs UVA
Orange	Blue	Orange	1-0	2-1	W1	9/5/25 vs EWU
Orange	Orange	Orange	0-0	6-1	W2	11/28/23 vs Wyo
Orange	White	Blue	0-0	1-0	W1	11/27/15 @SJSU
Orange	White	Orange	0-0	1-1	W1	11/16/24 @SJSU
Orange	White	White	0-0	0-1	L1	9/27/14 @AFA
White	Blue	White	0-0	3-0	W3	9/21/24 vs PSU
White	Orange	Orange	0-0	0-1	L1	11/21/11 vs TCU
White	Orange	White	0-0	2-1	W2	10/12/19 vs HAW
White	White	Blue	0-2	6-5	L2	11/15/25 @SDSU
White	White	Orange	0-0	4-1	L1	9/2/21 @UCF
White	White	White	1-0	24-9	W3	10/24/25 @NEV





# GAME NOTES

## #BOISESTATEBUILT

Since 2000, Boise State has produced 45 NFL draft picks, including 13 in the first two rounds. The Broncos are currently represented by 10 players and one head coach. Week 12 matchups and information can be found below. All times are Mountain.

### BUFFALO BILLS

**Khalil Shakir (WR)**

at Texans, Thursday, 6:15 p.m.. Prime Video



### DENVER BRONCOS

**JL Skinner (S)**

Off week



### JACKSONVILLE JAGUARS

**Ezra Cleveland (OL)**

at Cardinals, Sunday, 2:05 p.m., CBS



### LAS VEGAS RAIDERS

**Ashton Jeanty (RB)**

vs. Browns, Sunday, 2:05 p.m., CBS



### LOS ANGELES CHARGERS

**Scott Matlock (FB/DL)**

Off week



### MIAMI DOLPHINS

**Cedrick Wilson Jr. (WR)**

Off week



### NEW ORLEANS SAINTS

**Kellen Moore (Head Coach)**

vs. Falcons, Sunday, 2:25 p.m., FOX



### SEATTLE SEAHAWKS

**George Holani (RB)**

**DeMarcus Lawrence (DE)**

at Titans, Sunday, 11 a.m., FOX



### WASHINGTON COMMANDERS

**John Bates (TE)**

**Jeremy McNichols (RB)**

Off week



## THE HAMMER



Boise State selects one player to lead the team onto the field with The Dan Paul Hammer each game. The Hammer was renamed prior to the Hawai'i game, Oct. 12, 2019. Dan Paul, a former fullback from 2009-12, passed away in July of 2019, and symbolized the blue collar culture of the Boise State football team. Traditionally, the honor has gone to the individual that made the best special teams play the week prior. However, the offensive line has been selected in the past, and the entire team entered the field with The Hammer in previous MW Championship Games.

at South Florida	Marco Notarainni
Eastern Washington	Kage Casey
at Air Force*	Dylan Riley
App State	Ty Benefield
at #21/21 Notre Dame	Boen Phelps
New Mexico*	Braxton Fely
UNLV*	Jaden Mickey
at Nevada*	Dylan Riley
Fresno State*	Jeremiah Earby
at San Diego State*	Ty Benefield
Colorado State*	
at Utah State*	

### PREVIOUS HAMMER CARRIERS ON THE 2025 ROSTER

<b>Ty Benefield</b>	North Dakota, 2023
	San Jose State, 2023
	San Jose State, 2024
<b>Latrell Caples</b>	Portland State, 2024
<b>Kage Casey</b>	Hawai'i, 2024
<b>Matt Lauter</b>	New Mexico, 2022
	Fresno State [MWCG], 2022
	UNLV [MWCG], 2024
<b>Chase Martin</b>	Memphis, 2023
	Utah State, 2023
	UCLA, 2023
<b>Marco Notarainni</b>	UCF, 2023
	Utah State, 2024
<b>Zion Washington</b>	San Diego State, 2022

## CFP RANKINGS (NOV. 11)

Rk	School	Record	Prev
1	Ohio State	9-0	1
2	Indiana	10-0	2
3	Texas A&M	9-0	3
4	Alabama	8-1	4
5	Georgia	8-1	5
6	Texas Tech	9-1	8
7	Ole Miss	9-1	6
8	Oregon	8-1	9
9	<b>Notre Dame</b>	<b>7-2</b>	<b>10</b>
10	Texas	7-2	11
11	Oklahoma	7-2	12
12	BYU	8-1	7
13	Utah	7-2	13
14	Vanderbilt	8-2	16
15	Miami (FL)	7-2	18
16	Georgia Tech	8-1	17
17	USC	7-2	19
18	Michigan	7-2	21
19	Virginia	8-2	14
20	Louisville	7-2	15
21	Iowa	6-3	20
22	Pittsburgh	7-2	24
23	Tennessee	6-3	25
24	South Florida	7-2	NR
25	Cincinnati	7-2	NR

## AP POLL (NOV. 16)

Rk	School (1st Place)	Record	Points	Prev
1	Ohio State (57)	10-0	1639	1
2	Indiana (8)	11-0	1588	2
3	Texas A&M (1)	10-0	1520	3
4	Georgia	9-1	1447	5
5	Ole Miss	10-1	1331	6
6	Oregon	9-1	1299	7
	Texas Tech	10-1	1299	8
8	Oklahoma	8-2	1162	11
9	<b>Notre Dame</b>	<b>8-2</b>	<b>1130</b>	<b>9</b>
10	Alabama	8-2	1062	4
11	BYU	9-1	992	12
12	Vanderbilt	8-2	833	13
13	Utah	8-2	795	15
14	Miami (FL)	8-2	773	16
15	Georgia Tech	9-1	768	14
16	USC	8-2	707	17
17	Texas	7-3	564	10
18	Michigan	8-2	547	18
19	Virginia	9-2	476	20
20	Tennessee	7-3	360	21
21	James Madison	9-1	294	24
22	North Texas	9-1	186	RV
23	Missouri	7-3	173	RV
24	Tulane	8-2	167	RV
25	Houston	8-2	107	RV

Receiving votes: Navy 61, Illinois 31, SMU 28, Arizona State 19, Louisville 17, Iowa 14, Pittsburgh 12, **San Diego State 12**, Arizona 9, **UNLV 9**, Washington 8, **South Florida 6**, East Carolina 4, UConn 1

## COACHES POLL (NOV. 16)

Rk	School (1st Place)	Record	Points	Prev
1	Ohio State (61)	10-0	1573	1
2	Indiana	11-0	1497	2
3	Texas A&M (2)	10-0	1457	3
4	Georgia	9-1	1381	5
5	Oregon	9-1	1285	6
6	Ole Miss	10-1	1268	7
7	Texas Tech	10-1	1213	8
8	Oklahoma	8-2	1099	10
9	<b>Notre Dame</b>	<b>8-2</b>	<b>1064</b>	<b>9</b>
10	Alabama	8-2	976	4
11	BYU	9-1	923	12
12	Georgia Tech	9-1	815	12
13	Vanderbilt	8-2	777	14
14	Utah	8-2	748	15
15	Miami (FL)	8-2	707	16
16	USC	8-2	610	18
17	Michigan	8-2	587	17
18	Texas	7-3	521	10
19	Virginia	9-2	455	19
20	Tennessee	7-3	403	20
21	Missouri	7-3	220	24
22	James Madison	9-1	201	25
23	North Texas	9-1	164	RV
24	Houston	8-2	144	RV
25	Tulane	8-2	96	RV

Receiving votes: Navy 56, SMU 42, Illinois 34, Washington 28, Iowa 24, Arizona 23, Louisville 21, **San Diego State 19**, Arizona State 16, Pittsburgh 13, Nebraska 12, East Carolina 3





## THE DANIELSON FILE



## COACHING EXPERIENCE

<b>Boise State</b>	<b>2017-Present</b>
Head Coach	2023-Present
DC/Inside Linebackers	2021-23
STUD	2018-20
Defensive Graduate Assistant	2017
<b>Azusa Pacific</b>	<b>2013-16</b>
Linebackers/Recruiting Coordinator	2016
Linebackers	2013-15

## BOWL EXPERIENCE

- 2024 Fiesta Bowl
- 2023 LA Bowl
- 2022 Frisco Bowl
- 2019 Las Vegas Bowl
- 2018 First Responder Bowl
- 2017 Las Vegas Bowl

## DANIELSON VS. OPPONENT

Opponent	Record
Air Force	2-0
App State	1-0
Eastern Washington	1-0
Fresno State	0-1
Georgia Southern	1-0
Hawai'i	1-0
Nevada	2-0
New Mexico	1-0
Notre Dame	0-1
Oregon	0-1
Oregon State	1-0
Penn State	0-1
Portland State	1-0
San Diego State	1-1
San Jose State	1-0
UCLA	0-1
UNLV	4-0
USF	0-1
Utah State	2-0
Washington State	1-0
Wyoming	1-0
<b>Total</b>	<b>21-7</b>

## HEAD COACH SPENCER DANIELSON

Spencer Danielson who embodies the program's Built Different mantra, is a former Boise State graduate assistant who rose from lowest man on the coaching totem pole to leader of the program in seven years. He led Boise State to 15 wins in his first 18 games as a head coach and back-to-back conference titles.

Danielson became the 12th head coach in Boise State football history on Dec. 3, 2023, following a three-week stint as interim head coach. During that time as the fill-in head coach, he guided the Broncos to three straight wins and a Mountain West championship, making history as the first interim FBS head coach to win a conference title game.

The former Boise State defensive coordinator followed up his interim stint with a 2024 season in which he led the nationally-ranked Broncos to the program's first College Football Playoff appearance, back-to-back Mountain West championships for a program-first, and was named the Mountain West Coach of the Year after leading the team to a 12-win season – their most wins in a single-season since 2019.

The 2024 season also saw Boise State be ranked in the top-10 in the nation in several offensive categories – including fifth in scoring offense and eighth in total offense – and among the best in the Mountain West in major defensive categories. The team featured junior running back Ashton Jeanty, who became the program's first Maxwell Award and Doak Walker Award winner. Jeanty, who fell only 27 rushing yards shy of matching Barry Sanders' single-season FBS record, was also a Heisman Trophy runner-up.

The team finished the year with a 12-2 record after facing Penn State in the CFP Quarterfinal at the Vrbo Fiesta Bowl. It earned the No. 3 seed and first-round bye in the CFP after beating UNLV in the MW Championship at Albertsons Stadium in early December, which was the program's sixth MW title in school history.

In addition to being named Mountain West Coach of the Year in 2024, Danielson was named a finalist for the Eddie Robinson Coach of the Year, Paul "Bear" Bryant National College Football Coach of the Year, George Munger Coach of the Year, and AFCA National Coach of the Year. He was tabbed as the AFCA Region 5 Coach of the Year and Grant Teaff FCA Coach of the Year.

After spending seven seasons as a member of the Boise State coaching staff, starting as a graduate assistant in 2017, Danielson took the reins of the Bronco football program on Nov. 12, 2023 as the interim head coach. He was elevated to the role after serving as the team's defensive coordinator.

Danielson went on to lead the Broncos to three-straight wins - the final two regular season games and the Mountain West Championship game - and a stretch in which the Broncos averaged 38.7 points and over 460 yards of total offense while outscoring opponents 116-49. Boise State routed UNLV, 44-20, to win its fifth MW Championship. The Broncos then played in the LA Bowl, where they faced UCLA.

From 2021-23, Danielson was Boise State's defensive coordinator, and from 2019-20, he was the team's co-defensive coordinator and STUD coach. After beginning his Boise State tenure as a graduate assistant in 2017, he was promoted to a full-time assistant coach in 2018. In each of his three seasons as defensive coordinator, Boise State ranked in the top three of the Mountain West in scoring defense, including allowing a league-low 19 points per game in 2021.

Overseeing a defense that was tenacious in getting into the backfield, Danielson helped Boise State rank sixth in the nation in total defense in 2022 while the scoring defense was ranked 15th. In his first season as defensive coordinator in 2021, that scoring defense was ranked 12th in the country while the total defense ranked 45th nationally.

Before Boise State, Danielson coached at Azusa Pacific, his alma mater, where he served as linebackers coach (2013-16) and recruiting coordinator (2016). In 2016, he was one of 30 coaches selected for the inaugural AFCA 30 Under 30 Coaches' Leadership Institute. As a player, he recorded 190 tackles, 12.5 tackles for loss, and five interceptions over four seasons at Azusa Pacific (2009-12), earning both bachelor's and master's degrees in business administration.

A San Diego native, Danielson began his collegiate playing career at the University of San Diego (2007-08) after attending Horizon High School. He and his wife, Raechel, are proud parents to daughters Eleanor and Rosalie and son William.



# BOISE STATE COACHING STAFF



**GAMEDAY:**  
**FIELD**

**ERIK CHINANDER**

Defensive Coordinator / Defensive Line  
23rd Year in Coaching - Third Year at Boise State  
Alma Mater: Iowa, 2003

## COACHING EXPERIENCE

2003	Ellsworth CC	OL/DL
2004-09	Northern Iowa	Tight Ends
2010	Oregon	Intern
2011-12	Oregon	Defensive GA
2013	Philadelphia Eagles	Asst. Defensive Line
2014-15	Oregon	Outside Linebackers
2016-17	UCF	Defensive Coordinator
2018-22	Nebraska	Defensive Coordinator
2023	Boise State	Asst. HC/DL/Def Run Coord.
2024-pres.	Boise State	Defensive Coord./DL



**GAMEDAY:**  
**FIELD**

**TIM KEANE**

Run Game Coordinator / Offensive Line  
18th Year in Coaching - Fifth Year at Boise State  
Alma Mater: UC Davis, 2007

## COACHING EXPERIENCE

2007	UC Davis	Quality Control (Off.)
2008-09	Tulane	Offensive GA
2010	UC Davis	RBs/Punt Return
2011-12	UC Davis	Offensive Line
2013-15	College of Idaho	Offensive Coordinator
2016-20	UC Davis	Offensive Line
2021-24	Boise State	Offensive Line
2025-pres.	Boise State	Run Game Coordinator/DL



**GAMEDAY:**  
**PRESS BOX**

**NATE POTTER**

Offensive Coordinator / Tight Ends  
12th Year in Coaching - Eighth Year at Boise State  
Alma Mater: Boise State, 2011

## COACHING EXPERIENCE

2014	Boise State	Quality Control (Off.)
2015-17	Boise State	Offensive GA
2018	College of Idaho	Offensive Line
2019-21	Montana State	Tight Ends
2022-24	Boise State	Run Game Coord./TEs
2025-pres.	Boise State	Offensive Coord./TEs



**GAMEDAY:**  
**FIELD**

**STACY COLLINS**

Asst. Head Coach / Special Teams Coord. / Linebackers  
27th Year in Coaching - Third Year at Boise State  
Alma Mater: Western Oregon, 1998

## COACHING EXPERIENCE

1999-2001	Western Oregon	Sp. Tms Coord./LBs
1999-2001	Vienna [Austria]	Interim HC/DC
2002	South Dakota Mines	DC/Sp. Tms Coord.
2003	Western Washington	Sp. Tms Coord./LBs
2005-06	Idaho State	Linebackers
2007	Southern Oregon	Def. Coord./Rec. Coord.
2008-10	Central Washington	Sp. Tms Coord./DL/LBs
2011	Portland State	Asst. HC/Sp. Tms Coord.
2012-15	South Dakota Mines	Head Coach/STC
2016	Utah State	Special Teams Coord.
2017-18	Utah State	Inside Linebackers
2019	Utah State	Sp. Tms Coord./Inside LBs
2020	Utah State	Co-DC/Safeties
2021	Boise State	Sp. Tms Coord./EDGE
2022-23	Penn State	Sp. Tms Coord./EDGE
2024-pres.	Boise State	Asst. HC/STC/LBs



**GAMEDAY:**  
**FIELD**

**MATT MILLER**

Co-Offensive Coordinator / Wide Receivers  
11th Year in Coaching - Seventh Year at Boise State  
Alma Mater: Boise State, 2014

## COACHING EXPERIENCE

2015	Boise State	Quality Control (Off.)
2016-18	Montana State	Wide Receivers
2018-19	Montana State	Offensive Coordinator
2020-23	Boise State	Wide Receivers
2024	Boise State	Pass Game Coordinator/WRs
2025-pres.	Boise State	Co-Offensive Coordinator/WRs



**GAMEDAY:**  
**FIELD**

**TYLER STOCKTON**

Co-Defensive Coordinator / Safeties  
12th Year in Coaching - Second Year at Boise State  
Alma Mater: Notre Dame, 2013

## COACHING EXPERIENCE

2014-15	UConn	Defensive GA
2016-17	Western Illinois	Run Game Coord./DL
2018	Western Illinois	Defensive Coord./OLBs
2019	Ball State	Co-Defensive Coord./LBs
2020	Ball State	Defensive Coordinator/LBs
2022-23	Ball State	Asst. HC/DC/LBs
2024-pres.	Boise State	Co-Defensive Coord./S



**GAMEDAY:**  
**FIELD**

**JABRIL FRAZIER**

EDGE  
Sixth Year in Coaching - Sixth Year at Boise State  
Alma Mater: Boise State, 2019

## COACHING EXPERIENCE

2020-22	Boise State	Graduate Assistant
2023-pres.	Boise State	EDGE



**GAMEDAY:**  
**FIELD**

**JAMES MONTGOMERY**

Running Backs  
13th Year in Coaching - Third Year at Boise State  
Alma Mater: Washington State, 2013

## COACHING EXPERIENCE

2013	Weber State	Quality Control (Off.)
2014-15	Sacramento State	Offensive Assistant
2016-17	Sacramento State	Running Backs
2018-19	Sacramento State	RBs/Recruiting Coord.
2020-21	Cal Poly	RBs/Recruiting Coord.
2022	Fresno State	Running Backs
2023-pres.	Boise State	Running Backs



**GAMEDAY:**  
**FIELD**

**DEMARIO WARREN**

Cornerbacks  
18th Year in Coaching - Fourth Year at Boise State  
Alma Mater: UC Davis, 2008

## COACHING EXPERIENCE

2008-13	Southern Utah	Defensive Backs
2014-15	Southern Utah	Defensive Coordinator
2016-21	Southern Utah	Head Coach
2022	Boise State	Cornerbacks
2023	Boise State	Special Teams Coord./CBs
2024-pres.	Boise State	Cornerbacks



**GAMEDAY:**  
**FIELD**

**ZAK HILL**

Pass Game Coordinator / Quarterbacks  
22nd Year in Coaching - Fifth Year at Boise State  
Alma Mater: Central Washington, 2003

## COACHING EXPERIENCE

2004-05	Eastern Washington	Student Assistant
2006-07	Hillsboro H.S.	Offensive Coordinator
2008	Hillsboro H.S.	Head Coach
2009-15	Eastern Washington	Pass Game Coordinator/QBs
2016	Boise State	Co-Offensive Coordinator/QBs
2017-19	Boise State	Offensive Coordinator/QBs
2020-21	Arizona State	Offensive Coordinator/QBs
2022	Gilbert North H.S.	Assistant Coach
2023	Saguaro H.S.	Head Coach
2024	Seattle Seahawks	Offensive Assistant
2025-pres.	Boise State	Pass Game Coordinator/QBs

## SUPPORT STAFF

### Other Assistant Coaches

Matt Fleischacker, Assistant Linebackers  
George Hicks, Assistant Wide Receivers  
DJ Killings, Assistant Secondary  
Frank Maile, Assistant Defensive Line  
Danny McDonald, Assistant Tight Ends  
Derrick McMahan, Assistant Special Teams/Secondary  
B.J. Mullin, Assistant Defensive Backs  
Tyler Rausa, Specialists/External Relations Coordinator  
Kooper Richardson, Assistant Offensive Line  
Justin Udy, Assistant Quarterbacks  
Demetri Washington, Assistant EDGE  
Dirk Koetter, Senior Analyst

### Strength and Conditioning

Benjamin Hilgart, Director of Sports Performance  
Jaylan Reid, Associate Director of Sports Performance  
Tom Keay, Assistant Director of Sports Performance  
Collin McKelvey, Assistant Director of Sports Performance  
Marques White, Assistant Director of Sports Performance

### Sports Medicine

Jeremy Busch, Assistant AD of Athletic Training  
McKenna Drevno, Associate Athletic Trainer  
Michael Fanning, Assistant Athletic Trainer  
Brandon Voigt, Assistant Athletic Trainer

### Administration

Charlotte Siegel, Assistant AD/Chief of Staff  
Brandon Jones, General Manager  
Lou Major, Assistant AD, Football External Affairs/BroncoPRO  
Kyle Young, Director of Player Personnel  
Keaton Davis, Football Operations Coordinator  
Bailey Hawkins, Head Coach Operations and Program Engagement  
Shaun Fisk, GA Football Recruiting & Operations

### Equipment Staff

Dale Holste, Associate Director of Equipment Operations  
Blake Schulte, Assistant Director of Equipment Operations

### Football Video

Parker Weber, Director of Video

### Sports Nutrition

Samantha Wade, Assistant AD, Performance Nutrition

### Communications and Creative

Chris Kutz, Associate AD of External Affairs  
Chris Mitchell, Asst. AD, Bronco Productions  
Colby Harms, Senior Director of Creative Solutions  
Alex Powell, Director of Graphic Design  
Alex Semadeni, Director of Sports Communications  
David Dietrich, Assistant Director of Sports Communications  
Sam Harrison, Assistant Director of Bronco Productions  
Kenna Harbison, Graduate Assistant, Photography  
Kirby Milam, Bronco Productions Student

# BOISE STATE NUMERICAL ROSTER



#	NAME	POS	CL	HT	WT	HOMETOWN	PREVIOUS SCHOOL(S)
0	Ty Benefield	S	Jr.	6-2	205	Altadena, Calif.	Crean Lutheran HS
3	Latrell Caples	WR	6th	6-0	195	Lancaster, Texas	Lancaster HS
4	Maddux Madsen	QB	R-Jr.	5-10	207	Lehi, Utah	American Fork HS
5	Chris Marshall	WR	R-Jr.	6-3	215	Missouri City, Texas	Kilgore JC / Ole Miss / Texas A&M / Fort Bend Marshall HS
5	Jayden Virgin-Morgan	EDGE	R-Jr.	6-3	269	San Diego, Calif.	Mt. Carmel HS
6	Jeremiah Earby	CB	Sr.	6-2	186	East Palo Alto, Calif.	California / Menlo-Atherton HS
7	A'Marion McCoy	CB	5th	6-0	180	East Palo Alto, Calif.	Laney College / Menlo-Atherton HS
8	Malik Sherrod	RB	6th	5-8	177	Oxnard, Calif.	Fresno State / Pacifica HS
10	Derek Ganter Jr.	S	R-So.	6-0	212	Pasadena, Calif.	Eastern Washington / Arcadia HS
13	Sterling Lane II	EDGE	R-Jr.	6-3	238	St. Louis, Mo.	Arizona / Oaks Christian HS
13	Chase Penry	WR	R-Sr.	6-0	192	Denver, Colo.	Colorado / Cherry Creek HS
14	Max Cutforth	QB	R-So.	6-2	208	Nampa, Idaho	Skyview HS
14	Demetrius Freeney	CB	R-Jr.	6-0	187	San Leandro, Calif.	Arizona / Miami (FL) / College of San Mateo / San Leandro HS
15	Zeke Martinez	QB	Fr.	6-0	215	Meridian, Idaho	Meridian HS
15	Malakai Williams	EDGE	R-Sr.	6-5	252	Chandler, Ariz.	Idaho / American Leadership Academy
16	Kaleb Annett	QB	R-Fr.	6-3	195	Newport Beach, Calif.	Corona del Mar HS
16	Franklyn Johnson Jr.	CB	R-So.	5-10	172	Little Elm, Texas	Little Elm HS
17	Clay Martineau	LB	So.	6-3	227	Oregon City, Ore.	Oregon City HS
17	Demetric Whitlock Jr.	WR	R-Jr.	6-0	185	Gilbert, La.	Hutchinson CC / Neville HS
18	Samuel Brooks	LB	Jr.	6-1	200	Duval County, Fla.	Dodge City CC / Baldwin HS
19	Dion Washington	DL	R-Sr.	6-2	305	Las Vegas, Nev.	Hawai'i / Nevada / Shadow Ridge HS
20	Jaden Mickey	CB	R-Jr.	6-0	182	Eastvale, Calif.	Notre Dame / Centennial HS
21	Zion Washington	S	R-Sr.	6-1	214	Frisco, Texas	Reedy HS
22	Chase Martin	LB	Jr.	6-1	225	Thousand Oaks, Calif.	Thousand Oaks HS
23	Sherrod Smith	CB	So.	6-1	185	East Palo Alto, Calif.	College of San Mateo / Menlo-Atherton HS
24	Dylan Riley	RB	So.	5-10	192	Moreno Valley, Calif.	Rancho Verde HS
25	Quinton Brown	WR	Fr.	5-8	165	Argyle, Texas	Liberty Christian HS
25	Jaylen Webb	S	Jr.	6-2	196	Fort Worth, Texas	Kilgore JC / Kennedale HS
26	Sire Gaines	RB	R-Fr.	6-0	217	Perris, Calif.	Orange Vista HS
28	Seth Knothe	RB	R-Jr.	6-1	214	Boise, Idaho	Bishop Kelly HS
29	Arthur de Boachie	S	Fr.	6-0	192	Amsterdam, The Netherlands	NFL Academy (England)
29	AJ Jones	WR	Fr.	6-1	180	Murrieta, Calif.	Vista Murrieta HS
30	Jarrett Reeser	K/P	R-Jr.	5-9	205	Canyon Country, Calif.	Michigan State / San Diego State / Canyon HS
31	Cole Miller	S	R-So.	6-0	186	Boise, Idaho	Bishop Kelly HS
32	Ja'Bree Bickham	S	Fr.	6-3	182	McKinney, Texas	McKinney HS
33	Josiah Alanis	S	Fr.	6-1	186	Vancouver, Wash.	Evergreen HS
34	Greg Ard	RB	Fr.	5-10	190	New Orleans, La.	McKinney North HS
34	Dominik Calhoun	S	Fr.	5-11	185	Pittsburg, Calif.	Pittsburg HS
35	Colton Boomer	K	R-Jr.	5-10	175	Lake Mary, Fla.	UCF / Lake Mary HS
35	Trey Tolmaire	CB	R-Fr.	5-11	185	Mission Viejo, Calif.	Mission Viejo HS
36	Tahj Crutchfield	CB	Fr.	5-11	180	Eastvale, Calif.	Rancho Cucamonga HS
37	Oscar Doyle	P	Jr.	6-3	214	Brisbane, Australia	Weber State / Prokick Australia
38	Travis Anderson	S	R-Fr.	5-11	190	Mission Viejo, Calif.	Mission Viejo HS
39	Timothy Mitchell	CB	R-Fr.	5-10	182	Portland, Ore.	Central Catholic HS
40	De'Shawn Toilolo	EDGE	Fr.	6-2	234	Lehi, Utah	Skyridge HS
41	Boen Phelps	LB	R-So.	6-1	215	Spokane, Wash.	Freeman HS
42	Mason Hutton	LS	R-Sr.	6-5	230	Riverside, Calif.	Hillcrest HS
43	Jake Ripp	LB	R-Jr.	6-3	240	Los Gatos, Calif.	Los Gatos HS
44	Syncere Brackett-Lambey	LB	Fr.	6-2	233	Compton, Calif.	Centennial HS
45	Markell Bowns	EDGE	Fr.	6-5	240	Pocatello, Idaho	Highland HS
45	Troy Grizzle	TE	R-Fr.	6-3	246	Meridian, Idaho	Mountain View HS
46	Carter Kuchenbuch	TE	Fr.	6-5	238	Okanogan, Wash.	Okanogan HS
47	Kaden Anderson	TE	R-Fr.	6-3	232	Chandler, Ariz.	Chandler HS
48	Canaan Moore	K	Fr.	5-11	170	Vancouver, Wash.	Union HS
49	AJ Maes	WR	R-So.	6-3	197	Palos Verdes, Calif.	Peninsula HS
50	Jaden Williams	EDGE	Fr.	6-3	245	Mission Viejo, Calif.	Mission Viejo HS
51	Roman Caywood	EDGE	R-Fr.	6-3	240	Draper, Utah	Corner Canyon HS
52	Stewart Taufa	OL	Fr.	6-1	302	St. George, Utah	Bishop Gorman HS
53	Marco Notarainni	LB	R-Sr.	6-3	240	San Diego, Calif.	Torrey Pines HS
54	Hunter Higham	LS	R-So.	6-3	245	Shelley, Idaho	Hawai'i / Shelley HS
55	Mana Tuioi	LB	Fr.	5-10	228	Eugene, Ore.	Sheldon HS
58	Trevor McKenna	DL	R-Fr.	6-6	287	Boise, Idaho	Borah HS

#	NAME	POS	CL	HT	WT	HOMETOWN	PREVIOUS SCHOOL(S)
59	Jameson Perry	OL	Fr.	6-5	290	Meridian, Idaho	Mountain View HS
60	Spencer Gieg	DL	R-Jr.	6-2	278	Morgan Hill, Calif.	Valley Christian HS
61	JJ Talo	OL	R-Jr.	6-3	305	Kearns, Utah	Kearns HS
62	Roger Carreon	OL	R-Jr.	6-5	310	Jal, N.M.	Jal HS
63	Mason Randolph	OL	R-Sr.	6-4	310	Yorba Linda, Calif.	Yorba Linda HS
64	Carson Rasmussen	OL	R-So.	6-5	300	Meridian, Idaho	Owyhee HS
65	Hall Schmidt	OL	R-Jr.	6-7	310	Gig Harbor, Wash.	Peninsula HS
66	Jacob Tracy	OL	Fr.	6-6	300	Yelm, Wash.	Yelm HS
67	Jason Steele	OL	R-So.	6-4	300	Temecula, Calif.	Murrieta Valley HS
68	Jake Steele	OL	R-Jr.	6-4	302	Temecula, Calif.	San Jose State / Murrieta Valley HS
69	Tayo Omotinugbon	OL	R-Fr.	6-2	288	Queen Creek, Ariz.	Queen Creek HS
70	Kyle Cox	OL	R-So.	6-6	300	Eatonville, Wash.	Eatonville HS
71	Miles Walker	OL	R-So.	6-5	317	Greenwich, Conn.	Ohio State / Brunswick School
72	Zach Holmes	OL	R-Sr.	6-2	295	West Linn, Ore.	Oregon State / West Linn HS
73	Parker Perkins	OL	R-Fr.	6-2	300	Middleton, Idaho	Middleton HS
74	Alma Taleni	OL	R-Fr.	6-7	297	Coomera, Australia	Utah / Upper Coomera State College
75	Daylon Metoyer	OL	R-Jr.	6-4	321	Hesperia, Calif.	Mt. SAC / Oak Hills HS
76	Greg Bienvenue	OL	R-Fr.	6-4	303	Mesa, Ariz.	Desert Ridge HS
77	Kage Casey	OL	R-Jr.	6-5	311	Happy Valley, Ore.	Clackamas HS
78	Tyler Keinath	OL	R-Sr.	6-2	318	Elk Grove, Calif.	Western Illinois / American River College / Franklin HS
79	Connor Warkentin	OL	R-Fr.	6-5	293	Bakersfield, Calif.	Centennial HS
80	Cameron Bates	WR	So.	5-10	180	Mansfield, Texas	Mansfield Timberview HS
81	Kamryn Jones	WR	Fr.	6-2	210	Temecula, Calif.	Rancho Christian HS
82	Ben Ford	WR	R-Sr.	5-10	187	Eagle, Idaho	Eagle HS
83	Qumonte Williams Jr.	WR	Fr.	6-5	190	Fort Worth, Texas	All Saints Episcopal HS
84	Gavin Packer	WR	Fr.	5-10	180	Vancouver, Wash.	Skyview HS
85	Matt Lauter	TE	R-Sr.	6-3	245	Gainesville, Fla.	Torrey Pines HS
86	Austin Terry	TE	R-Jr.	6-3	245	Tumwater, Wash.	Tumwater HS
87	Mitch Bothwell	TE	R-Sr.	6-4	245	Fort Worth, Texas	Villanova / All Saints Episcopal HS
88	Matt Wagner	TE	R-So.	6-5	250	Prosper, Texas	Rock Hill HS
89	Kobe Young	WR	R-Sr.	6-7	205	Pasco, Wash.	Cal State Fullerton / Chiawana HS
90	Braxton Fely	DL	Sr.	6-1	296	Orem, Utah	Timpview HS
91	Bol Bol	EDGE	Fr.	6-4	240	Brooks, Alberta	Yelm HS
92	David Latu	DL	R-Jr.	6-4	325	Rosepark, Utah	BYU / Snow College / Brigham HS
93	Ryder Swanson	DL	Fr.	6-3	290	Oregon City, Ore.	Oregon City HS
94	Keanu Mailoto	DL	R-Sr.	6-5	282	Auburn, Wash.	Arizona / Mt. SAC / Auburn Mountainview HS
95	Max Stege	DL	Jr.	6-4	269	Cologne, Germany	Cologne (Germany)
96	Lopez Sanusi	DL	R-Fr.	6-3	307	Dublin, Ireland	NFL Academy (England)
96	Luke Voorhees	TE	R-Sr.	6-3	242	Arbuckle, Calif.	Pierce HS
98	Bethel Imasuen	DL	Fr.	6-4	290	Reading, England	Acalanes HS
99	Michael Madrie	DL	R-So.	6-4	290	Argyle, Texas	Argyle HS

## PRONUNCIATION GUIDE

Josiah Alanis	(ah-luh-NEES)	Keanu Mailoto	(kee-AH-nu / muh-LOH-toh)
Kaleb Annett	(uh-NET)	Clay Martineau	(MARR-tin-oh)
Ja'Bree Bickham	(juh-BREE BICK-um)	A'Marion McCoy	(uh-MARR-ee-on)
Greg Bienvenue	(bee-ENN-veh-new)	Daylon Metoyer	(meh-TOY-urr)
Bol Bol	(BOWL / BOWL)	Canaan Moore	(KAY-nin)
Mitchell Bothwell	(BAATH-well)	Marco Notarainni	(noh-TREE-ah-nee)
Syncere Brackett-Lambey	(sin-SEER / BRACK-ett / LAM-bay)	Tayo Omotinugbon	(TIE-oh / oh-MOT-uh-nee-bonn)
Latrell Caples	(luh-TRELL / CAPE-uhs)	Boen Phelps	(BOH-en)
Roger Carreon	(CARRY-on)	Lopez Sanusi	(san-OOH-see)
Arthur de Boachie	(dih-BWOH-chee)	Malik Sherrod	(shuh-ROD)
Jeremiah Earby	(ERR-bee)	Sherrod Smith	(shuh-ROD)
Braxton Fely	(FEE-lee)	Max Stege	(steeg)
Spencer Gieg	(gig)	Alma Taleni	(AL-muh / tuh-LAY-nee)
Hunter Higham	(HIGH-em)	JJ Talo	(TAH-low)
Bethel Imasuen	(IMM-uh-soo-en)	Stewart Taufa	(TAO-fuh)
Tyler Keinath	(KIGH-neth)	De'Shawn Toilolo	(toy-LOH-loh)
Seth Knothe	(not)	Trey Tolmaire	(TOLL-mair)
Carter Kuchenbuch	(KOO-ken-boo)	Mana Tuioi	(MAH-nuh / too-ee-OH-tee)
David Latu	(LAH-too)	Luke Voorhees	(VORR-hees)
Matt Lauter	(LAW-tur)	Connor Warkentin	(WORR-kenn-tinn)
Michael Madrie	(MAD-ree)	Demetric Whitlock Jr.	(duh-MEE-trick)
AJ Maes	(MAYS)		





# BOISE STATE ALPHABETICAL ROSTER

#	NAME	POS	CL	HT	WT	HOMETOWN	PREVIOUS SCHOOL(S)
33	Josiah Alanis	S	Fr.	6-1	186	Vancouver, Wash.	Evergreen HS
38	Travis Anderson	S	R-Fr.	5-11	190	Mission Viejo, Calif.	Mission Viejo HS
47	Kaden Anderson	TE	R-Fr.	6-3	232	Gilbert, Ariz.	Chandler HS
16	Kaleb Annett	QB	R-Fr.	6-3	195	Newport Beach, Calif.	Corona del Mar HS
34	Greg Ard	RB	Fr.	5-10	190	McKinney, Texas	McKinney North HS
80	Cameron Bates	WR	So.	5-10	180	Mansfield, Texas	Mansfield Timberview HS
0	Ty Benefield	S	Jr.	6-2	205	Irvine, Calif.	Crean Lutheran HS
32	Ja Bree Bickham	S	Fr.	6-3	182	McKinney, Texas	McKinney HS
76	Greg Bienvenue	OL	R-Fr.	6-4	303	Mesa, Ariz.	Desert Ridge HS
91	Bol Bol	EDGE	Fr.	6-4	240	Brooks, Alberta	Yelm HS
35	Colton Boomer	K	R-Jr.	5-10	175	Lake Mary, Fla.	UCF / Lake Mary HS
87	Mitch Bothwell	TE	R-Sr.	6-4	245	Fort Worth, Texas	Villanova / All Saints Episcopal HS
45	Markell Bowens	EDGE	Fr.	6-5	240	Pocatello, Idaho	Highland HS
44	Syncere Brackett-Lambey	LB	Fr.	6-2	233	Compton, Calif.	Centennial HS
18	Samuel Brooks	LB	Jr.	6-1	200	Duval County, Fla.	Dodge City CC / Baldwin HS
25	Quinton Brown	WR	Fr.	5-8	165	Argyle, Texas	Liberty Christian HS
34	Dominik Calhoun	S	Fr.	5-11	185	Pittsburg, Calif.	Pittsburg HS
3	Latrell Caples	WR	6th	6-0	195	Lancaster, Texas	Lancaster HS
62	Roger Carreon	OL	R-Jr.	6-5	310	Jal, N.M.	Jal HS
77	Kage Casey	OL	R-Jr.	6-5	311	Happy Valley, Ore.	Clackamas HS
51	Roman Caywood	EDGE	R-Fr.	6-3	240	Draper, Utah	Corner Canyon HS
70	Kyle Cox	OL	R-So.	6-6	300	Eatonville, Wash.	Eatonville HS
36	Tahj Crutchfield	CB	Fr.	5-11	180	Eastvale, Calif.	Rancho Cucamonga HS
14	Max Cutforth	QB	R-So.	6-2	208	Nampa, Idaho	Skyview HS
29	Arthur de Boachie	S	Fr.	6-0	192	Amsterdam, The Netherlands	NFL Academy (England)
37	Oscar Doyle	P	Jr.	6-3	214	Brisbane, Australia	Weber State / Proklick Australia
6	Jeremiah Earby	CB	Sr.	6-2	186	East Palo Alto, Calif.	California / Menlo-Atherton HS
90	Braxton Fely	DL	Sr.	6-1	296	Orem, Utah	Timpview HS
82	Ben Ford	WR	R-Sr.	5-10	187	Eagle, Idaho	Eagle HS
14	Demetrius Freeney	CB	R-Jr.	6-0	187	San Leandro, Calif.	Arizona / Miami (FL) / College of San Mateo / San Leandro HS
26	Sire Gaines	RB	R-Fr.	6-0	217	Perris, Calif.	Orange Vista HS
10	Derek Ganter Jr.	S	R-So.	6-0	212	Pasadena, Calif.	Eastern Washington / Arcadia HS
60	Spencer Gieg	DL	R-Jr.	6-2	278	Morgan Hill, Calif.	Valley Christian HS
45	Troy Grizzle	TE	R-Fr.	6-3	246	Meridian, Idaho	Mountain View HS
54	Hunter Higham	LS	R-So.	6-3	245	Shelley, Idaho	Hawai'i / Shelley HS
72	Zach Holmes	OL	R-Sr.	6-2	295	West Linn, Ore.	Oregon State / West Linn HS
42	Mason Hutton	LS	R-Fr.	6-5	230	Riverside, Calif.	Hillcrest HS
98	Bethel Imasuen	DL	Fr.	6-4	290	Reading, England	Acalanes HS
16	Franklyn Johnson Jr.	CB	R-So.	5-10	172	Little Elm, Texas	Little Elm HS
29	AJ Jones	WR	Fr.	6-1	180	Murrieta, Calif.	Vista Murrieta HS
81	Kamryn Jones	WR	Fr.	6-2	210	Temecula, Calif.	Rancho Christian HS
78	Tyler Keinath	OL	R-Sr.	6-2	318	Elk Grove, Calif.	Western Illinois / American River College / Franklin HS
28	Seth Knothe	RB	R-Jr.	6-1	214	Meridian, Idaho	Bishop Kelly HS
46	Carter Kuchenbuch	TE	Fr.	6-5	238	Okanogan, Wash.	Okanogan HS
13	Sterling Lane II	EDGE	R-Jr.	6-3	238	St. Louis, Mo.	Arizona / Oaks Christian HS
92	David Latu	DL	R-Jr.	6-4	325	Rosepark, Utah	BYU / Snow College / Brigham HS
85	Matt Lauter	TE	R-Sr.	6-3	245	Gainesville, Fla.	Torrey Pines HS
99	Michael Madrie	DL	R-So.	6-4	290	Argyle, Texas	Argyle HS
4	Maddux Madsen	QB	R-Jr.	5-10	207	Lehi, Utah	American Fork HS
49	AJ Maes	WR	R-So.	6-3	197	Palos Verdes, Calif.	Peninsula HS
94	Keanu Mailoto	DL	R-Sr.	6-5	282	Auburn, Wash.	Arizona / Mt. SAC / Auburn Mountainview HS
5	Chris Marshall	WR	R-Jr.	6-3	215	Missouri City, Texas	Kilgore JC / Ole Miss / Texas A&M / Fort Bend Marshall HS
22	Chase Martin	LB	Jr.	6-1	225	Thousand Oaks, Calif.	Thousand Oaks HS
17	Clay Martineau	LB	So.	6-3	227	Oregon City, Ore.	Oregon City HS
15	Zeke Martinez	QB	Fr.	6-0	215	Meridian, Idaho	Meridian HS
7	A'Marion McCoy	CB	5th	6-0	180	East Palo Alto, Calif.	Laney College / Menlo-Atherton HS
58	Trevor McKenna	DL	R-Fr.	6-6	287	Boise, Idaho	Borah HS
75	Daylon Metoyer	OL	R-Jr.	6-4	321	Hesperia, Calif.	Mt. SAC / Oak Hills HS
20	Jaden Mickey	CB	R-Jr.	6-0	182	Eastvale, Calif.	Notre Dame / Centennial HS
31	Cole Miller	S	R-So.	6-0	186	Boise, Idaho	Bishop Kelly HS
39	Timothy Mitchell	CB	R-Fr.	5-10	182	Portland, Ore.	Central Catholic HS
48	Canaan Moore	K	Fr.	5-11	170	Vancouver, Wash.	Union HS
53	Marco Notarainni	LB	R-Sr.	6-3	240	San Diego, Calif.	Torrey Pines HS
69	Tayo Omotinugbon	OL	R-Fr.	6-2	288	Queen Creek, Ariz.	Queen Creek HS

#	NAME	POS	CL	HT	WT	HOMETOWN	PREVIOUS SCHOOL(S)
84	Gavin Packer	WR	Fr.	5-10	180	Vancouver, Wash.	Skyview HS
13	Chase Penry	WR	R-Sr.	6-0	192	Denver, Colo.	Colorado / Cherry Creek HS
73	Parker Perkins	OL	R-Fr.	6-2	300	Middleton, Idaho	Middleton HS
59	Jameson Perry	OL	Fr.	6-5	290	Meridian, Idaho	Mountain View HS
41	Boen Phelps	LB	R-So.	6-1	215	Spokane, Wash.	Freeman HS
63	Mason Randolph	OL	R-Sr.	6-4	310	Yorba Linda, Calif.	Yorba Linda HS
64	Carson Rasmussen	OL	R-So.	6-5	300	Meridian, Idaho	Owyhee HS
30	Jarrett Reeser	K/P	R-Jr.	5-9	205	Canyon Country, Calif.	Michigan State / San Diego State / Canyon HS
24	Dylan Riley	RB	So.	5-10	192	Moreno Valley, Calif.	Rancho Verde HS
43	Jake Ripp	LB	R-Jr.	6-3	240	Los Gatos, Calif.	Los Gatos HS
96	Lopez Sanusi	DL	R-Fr.	6-3	307	Dublin, Ireland	NFL (England) Academy
65	Hall Schmidt	OL	R-Jr.	6-7	310	Gig Harbor, Wash.	Peninsula HS
8	Malik Sherrod	RB	6th	5-8	177	Oxnard, Calif.	Fresno State / Pacifica HS
23	Sherrod Smith	CB	So.	6-1	185	East Palo Alto, Calif.	College of San Mateo / Menlo-Atherton HS
68	Jake Steele	OL	R-Jr.	6-4	302	Temecula, Calif.	San Jose State / Murrieta Valley HS
67	Jason Steele	OL	R-So.	6-4	300	Temecula, Calif.	Murrieta Valley HS
95	Max Stege	DL	Jr.	6-4	269	Cologne, Germany	Cologne (Germany)
93	Ryder Swanson	DL	Fr.	6-3	290	Oregon City, Ore.	Oregon City HS
74	Alma Taleni	OL	R-Fr.	6-7	297	Coomera, Australia	Utah / Upper Coomera State College
61	JJ Talo	OL	R-Jr.	6-3	305	Kearns, Utah	Kearns HS
52	Stewart Taufa	OL	Fr.	6-1	302	St. George, Utah	Bishop Gorman HS
86	Austin Terry	TE	R-Jr.	6-3	245	Tumwater, Wash.	Tumwater HS
40	De'Shawn Toilolo	EDGE	Fr.	6-2	234	Lehi, Utah	Skyridge HS
35	Treyvon Tolmaire	CB	R-Fr.	5-11	185	Mission Viejo, Calif.	Mission Viejo HS
66	Jacob Tracy	OL	Fr.	6-6	300	Yelm, Wash.	Yelm HS
55	Mana Tuioti	LB	Fr.	5-10	228	Eugene, Ore.	Sheldon HS
5	Jayden Virgin-Morgan	EDGE	R-Jr.	6-3	260	San Diego, Calif.	Mt. Carmel HS
96	Luke Voorhees	TE	R-Sr.	6-3	242	Arbuckle, Calif.	Pierce HS
88	Matt Wagner	TE	R-So.	6-5	250	Prosper, Texas	Rock Hill HS
71	Miles Walker	OL	R-So.	6-5	317	Greenwich, Conn.	Ohio State / Brunswick School
79	Connor Warkentin	OL	R-Fr.	6-5	293	Bakersfield, Calif.	Centennial HS
19	Dion Washington	DL	R-Sr.	6-2	305	Las Vegas, Nev.	Hawai'i / Nevada / Shadow Ridge HS
21	Zion Washington	S	R-Sr.	6-1	214	Frisco, Texas	Reedy HS
25	Jaylen Webb	S	Jr.	6-2	196	Fort Worth, Texas	Kilgore JC / Kennedale HS
17	Demetric Whitlock Jr.	WR	R-Jr.	6-0	185	Gilbert, La.	Hutchinson CC / Neville HS
50	Jaden Williams	EDGE	Fr.	6-3	245	Mission Viejo, Calif.	Mission Viejo HS
15	Malakai Williams	EDGE	R-Sr.	6-5	252	Chandler, Ariz.	Idaho / American Leadership Academy
83	Qumonte Williams Jr.	WR	Fr.	6-5	190	Fort Worth, Texas	All Saints Episcopal HS
89	Kobe Young	WR	R-Sr.	6-7	205	Pasco, Wash.	Cal State Fullerton / Chiawana HS

## PRONUNCIATION GUIDE

Josiah Alanis	(ah-luh-NEES)	Keanu Mailoto	(kee-AH-nu / muh-LOH-toh)
Kaleb Annett	(uh-NET)	Clay Martineau	(MARR-tin-oh)
Ja'Bree Bickham	(juh-BREE BICK-um)	A'Marion McCoy	(uh-MARR-ee-on)
Greg Bienvenue	(bee-ENN-veh-new)	Daylon Metoyer	(meh-TOY-urr)
Bol Bol	(BOWL / BOWL)	Canaan Moore	(KAY-nin)
Mitchell Bothwell	(BAHTH-well)	Marco Notarainni	(noh-TREE-ah-nee)
Syncere Brackett-Lambey	(sin-SEER / BRACK-ett / LAM-bay)	Tayo Omotinugbon	(TIE-oh / oh-MOT-uh-nee-bonn)
Latrell Caples	(luh-TRELL / CAPE-uhls)	Boen Phelps	(BOH-en)
Roger Carreon	(CARRY-on)	Lopez Sanusi	(san-OOH-see)
Arthur de Boachie	(dih-BWOH-chee)	Malik Sherrod	(shuh-ROD)
Jeremiah Earby	(ERR-bee)	Sherrod Smith	(shuh-ROD)
Braxton Fely	(FEE-lee)	Max Stege	(steej)
Spencer Gieg	(gig)	Alma Taleni	(AL-muh / tuh-LAY-nee)
Hunter Higham	(HIGH-em)	JJ Talo	(TAH-low)
Bethel Imasuen	(IMM-uh-soo-en)	Stewart Taufa	(TAO-fuh)
Tyler Keinath	(KIGH-neth)	De'Shawn Toilolo	(toy-LOH-loh)
Seth Knothe	(not)	Trey Tolmaire	(TOLL-mair)
Carter Kuchenbuch	(KOO-ken-boo)	Mana Tuioti	(MAH-nuh / too-ee-OH-tee)
David Latu	(LAH-too)	Luke Voorhees	(VORR-hees)
Matt Lauter	(LAW-tur)	Connor Warkentin	(WORR-kenn-tinn)
Michael Madrie	(MAD-ree)	Demetric Whitlock Jr.	(duh-MEE-trick)
AJ Maes	(MAYS)		





## OFFENSE

POS.	NO.	NAME	PRONUNCIATION	HT	WT	CL
<b>X</b>	<b>5</b>	<b>Chris Marshall</b>		<b>6-3</b>	<b>215</b>	<b>R-Jr.</b>
	83	Qumonte Williams Jr.		6-5	190	Fr.
<b>F</b>	<b>3</b>	<b>Latrell Caples</b>	<b>luh-TRELL CAPE-uhls</b>	<b>6-0</b>	<b>195</b>	<b>6th</b>
	25	Quinton Brown, OR		5-8	165	Fr.
	13	Chase Penry		6-0	192	R-Sr.
<b>LT</b>	<b>77</b>	<b>Kage Casey</b>		<b>6-5</b>	<b>311</b>	<b>R-Jr.</b>
	70	Kyle Cox		6-6	300	R-So.
<b>LG</b>	<b>78</b>	<b>Tyler Keinath, OR</b>	<b>KIGH-neth</b>	<b>6-2</b>	<b>318</b>	<b>R-Sr.</b>
	<b>67</b>	<b>Jason Steele</b>		<b>6-4</b>	<b>300</b>	<b>R-So.</b>
	68	Jake Steele		6-4	302	R-Jr.
<b>C</b>	<b>63</b>	<b>Mason Randolph</b>		<b>6-4</b>	<b>310</b>	<b>R-Sr.</b>
	72	Zach Holmes		6-2	295	R-Sr.
<b>RG</b>	<b>62</b>	<b>Roger Carreon</b>	<b>CARRY-on</b>	<b>6-5</b>	<b>310</b>	<b>R-Jr.</b>
	64	Carson Rasmussen		6-5	300	R-So.
<b>RT</b>	<b>75</b>	<b>Daylon Metoyer, OR</b>	<b>meh-TOY-urr</b>	<b>6-4</b>	<b>321</b>	<b>R-Jr.</b>
	<b>65</b>	<b>Hall Schmidt</b>		<b>6-7</b>	<b>310</b>	<b>R-Jr.</b>
	74	Alma Taleni	AL-muh tuh-LAY-nee	6-7	297	R-Fr.
<b>TE</b>	<b>85</b>	<b>Matt Lauter</b>	<b>LAW-tur</b>	<b>6-3</b>	<b>245</b>	<b>R-Sr.</b>
	88	Matt Wagner		6-5	250	R-So.
<b>Z</b>	<b>80</b>	<b>Cameron Bates</b>		<b>5-10</b>	<b>180</b>	<b>So.</b>
	17	Demetric Whitlock Jr.	duh-MEE-trick	6-0	185	R-Jr.
<b>QB</b>	<b>14</b>	<b>Max Cutforth</b>		<b>6-2</b>	<b>208</b>	<b>R-So.</b>
	16	Kaleb Annett, OR	uh-NET	6-3	195	R-Fr.
	15	Zeke Martinez		6-0	215	Fr.
<b>RB</b>	<b>26</b>	<b>Sire Gaines, OR</b>		<b>6-0</b>	<b>217</b>	<b>R-Fr.</b>
	<b>8</b>	<b>Malik Sherrod</b>	<b>shuh-ROD</b>	<b>5-8</b>	<b>177</b>	<b>6th</b>
	24	Dylan Riley		5-10	192	So.

## SPECIAL TEAMS

POS.	NO.	NAME	PRONUNCIATION	HT	WT	CL
<b>P</b>	<b>37</b>	<b>Oscar Doyle</b>		<b>6-3</b>	<b>214</b>	<b>Jr.</b>
	16	Kaleb Annett		6-3	195	R-Fr.
<b>K</b>	<b>35</b>	<b>Colton Boomer</b>		<b>5-10</b>	<b>175</b>	<b>R-Jr.</b>
	48	Canaan Moore, OR	KAY-nin	5-11	170	Fr.
	30	Jarrett Reeser		5-9	205	R-Jr.
<b>KO</b>	<b>35</b>	<b>Colton Boomer, OR</b>		<b>5-10</b>	<b>175</b>	<b>R-Jr.</b>
	<b>30</b>	<b>Jarrett Reeser</b>		<b>5-9</b>	<b>205</b>	<b>R-Jr.</b>
	48	Canaan Moore	KAY-nin	5-11	170	Fr.
<b>H</b>	<b>37</b>	<b>Oscar Doyle</b>		<b>6-3</b>	<b>214</b>	<b>Jr.</b>
	31	Cole Miller		6-0	186	R-So.
<b>LS</b>	<b>42</b>	<b>Mason Hutton</b>		<b>6-5</b>	<b>230</b>	<b>R-Sr.</b>
	54	Hunter Higham	HIGH-em	6-3	245	R-So.
<b>KR</b>	<b>8</b>	<b>Malik Sherrod</b>	<b>shuh-ROD</b>	<b>5-8</b>	<b>177</b>	<b>6th</b>
	24	Dylan Riley, OR		5-10	192	So.
	80	Cameron Bates		5-10	180	So.
<b>PR</b>	<b>8</b>	<b>Malik Sherrod</b>	<b>shuh-ROD</b>	<b>5-8</b>	<b>177</b>	<b>6th</b>
	3	Latrell Caples	luh-TRELL CAPE-uhls	6-0	195	6th

## DEFENSE

POS.	NO.	NAME	PRONUNCIATION	HT	WT	CL
<b>DE</b>	<b>95</b>	<b>Max Stege</b>	<b>steej</b>	<b>6-4</b>	<b>269</b>	<b>Jr.</b>
	15	Malakai Williams		6-5	252	R-Sr.
<b>NT</b>	<b>92</b>	<b>David Latu, OR</b>	<b>LAH-too</b>	<b>6-4</b>	<b>325</b>	<b>R-Jr.</b>
	<b>19</b>	<b>Dion Washington</b>		<b>6-2</b>	<b>305</b>	<b>R-Sr.</b>
	96	Lopez Sanusi	san-OOH-see	6-3	307	R-Fr.
<b>DT</b>	<b>90</b>	<b>Braxton Fely</b>	<b>FEE-lee</b>	<b>6-1</b>	<b>296</b>	<b>Sr.</b>
	99	Michael Madrie, OR	MAD-ree	6-4	290	R-So.
	94	Keanu Mailoto	kee-AH-nu muh-LOH-toh	6-5	282	R-Sr.
<b>EDGE</b>	<b>5</b>	<b>Jayden Virgin-Morgan</b>		<b>6-3</b>	<b>260</b>	<b>R-Jr.</b>
	91	Bol Bol, OR	BOWL BOWL	6-4	240	Fr.
	13	Sterling Lane II		6-3	238	R-Jr.
<b>MLB</b>	<b>53</b>	<b>Marco Notarainni</b>	<b>noh-TREE-ah-nee</b>	<b>6-3</b>	<b>240</b>	<b>R-Sr.</b>
	41	Boen Phelps		6-1	215	R-So.
<b>WLB</b>	<b>43</b>	<b>Jake Ripp</b>		<b>6-3</b>	<b>240</b>	<b>R-Jr.</b>
	18	Samuel Brooks, OR		6-1	200	Jr.
	17	Clay Martineau	MARR-tin-oh	6-3	227	So.
<b>N</b>	<b>20</b>	<b>Jaden Mickey</b>		<b>6-0</b>	<b>182</b>	<b>R-Jr.</b>
	29	Arthur de Boachie	dih-BWOH-chee	6-0	192	Fr.
<b>FS</b>	<b>0</b>	<b>Ty Benefield</b>		<b>6-2</b>	<b>205</b>	<b>Jr.</b>
	38	Travis Anderson, OR		5-11	190	R-Fr.
	31	Cole Miller		6-0	186	R-So.
<b>BS</b>	<b>21</b>	<b>Zion Washington</b>		<b>6-1</b>	<b>214</b>	<b>R-Sr.</b>
	10	Derek Ganter Jr.		6-0	212	R-So.
<b>FC</b>	<b>7</b>	<b>A'Marion McCoy</b>	<b>ah-MARR-ee-on</b>	<b>6-0</b>	<b>180</b>	<b>5th</b>
	16	Franklyn Johnson Jr.		5-10	172	R-So.
<b>BC</b>	<b>6</b>	<b>Jeremiah Earby</b>	<b>ERR-bee</b>	<b>6-2</b>	<b>186</b>	<b>Sr.</b>
	14	Demetrius Freeney, OR		6-0	187	R-Jr.
	23	Sherrod Smith	shuh-ROD	6-1	185	So.

## COACHING STAFF

NAME	TITLE
Spencer Danielson	Head Coach
Stacy Collins	Assistant Head Coach / Special Teams Coordinator / Linebackers
Erik Chinander	Defensive Coordinator / Defensive Line
Nate Potter	Offensive Coordinator / Tight Ends
Matt Miller	Co-Offensive Coordinator / Wide Receivers
Tyler Stockton	Co-Defensive Coordinator / Safeties
Zak Hill	Pass Game Coordinator / Quarterbacks
Tim Keane	Run Game Coordinator / Offensive Line
Jabril Frazier	EDGE
James Montgomery	Running Backs
Demario Warren	Cornerbacks
Matt Fleischacker	Assistant Linebackers
George Hicks	Assistant Wide Receivers
DJ Killings	Assistant Secondary
Frank Maile	Assistant Defensive Line
Danny McDonald	Assistant Tight Ends
Derrick McMahan	Assistant Special Teams / Assistant Secondary
B.J. Mullin	Assistant Defensive Backs
Tyler Rausa	Specialists / External Relations Coordinator
Kooper Richardson	Assistant Offensive Line
Demitri Washington	Assistant EDGE
Justin Udy	Assistant Quarterbacks
Dirk Koetter	Senior Analyst



# FACTS AND FIGURES

## BLOCKED KICKS

The following is a breakdown of blocked kicks since 1990:

SEASON	PAT	FG	PUNT	TOTAL
1990	2	5	5	12
1991	0	2	1	3
1992	0	0	2	2
1993	3	3	1	7
1994	2	2	0	4
1995	1	1	0	2
1996	0	1	1	2
1997	0	2	1	3
1998	0	0	0	0
1999	0	2	3	5
2000	0	0	3	3
2001	0	0	1	1
2002	0	1	4	5
2003	0	1	4	5
2004	1	1	2	4
2005	1	1	1	3
2006	0	2	0	2
2007	3	4	4	11
2008	0	2	2	4
2009	0	0	1	1
2010	0	2	2	4
2011	3	0	4	7
2012	0	1	0	1
2013	0	3	0	3
2014	0	2	1	3
2015	0	1	1	2
2016	0	2	1	3
2017	0	0	1	1
2018	0	1	1	2
2019	1	0	1	2
2020	1	1	3	5
2021	0	1	3	4
2022	0	1	1	2
2023	0	1	0	1
2024	0	2	1	3
2025	1	0	0	1
<b>TOTAL</b>	<b>19</b>	<b>48</b>	<b>56</b>	<b>123</b>

## OVERTIME GAMES

7-6

Record: 7-6 (.539) • H: 2-2 (.500) • A: 4-4 (.500) • N: 1-0 (1.000)

Date	BSU Rk	Opponent	Location	W/L	Score	# OT
Sept. 17, 1988		at Northern Arizona	Flagstaff, Ariz.	W	24-21	1
Dec. 8, 1990	10	at #4 Nevada	Reno, Nev.	L	52-59	3
Nov. 22, 1997		at Idaho	Moscow, Idaho	W	30-23	1
Nov. 21, 1998		Idaho	Boise, Idaho	L	35-36	1
Nov. 13, 2004	14/13/10	at San Jose State	San Jose, Calif.	W	56-49	2
Jan. 1, 2007	9/9/8	vs. #7/8/10 Oklahoma	Glendale, Ariz.	W	43-42	1
Oct. 14, 2007		Nevada	Boise, Idaho	W	69-67	4
Nov. 26, 2010	3/3/4	at #19/19/19 Nevada	Reno, Nev.	L	31-34	1
Nov. 23, 2013		at San Diego State	San Diego, Calif.	L	31-34	1
Sept. 9, 2017		at #20/22 Washington State	Pullman, Wash.	L	44-47	3
Nov. 11, 2017		at Colorado State	Fort Collins, Colo.	W	59-52	1
Dec. 1, 2018	19/20/22	#25/23/25 Fresno State	Boise, Idaho	L	16-19	1
Nov. 9, 2019	21/21/22	Wyoming	Boise, Idaho	W	20-17	1

## AGAINST RANKED OPPONENTS (SINCE 1996)

Record: 18-26 (.409) • H: 6-5 (.545) • A: 6-16 (.272) • N: 6-5 (.545) • OT: 1-3 (.250)

### NCAA DIVISION I-A/FBS ERA

RANKINGS LISTED ARE AP/COACHES

Date	BSU Ranking	Opp. Ranking	Opponent	Location	W/L	Score
Oct. 5, 1996	-/-	5/5	at Arizona State	Tempe, Ariz.	L	7-56
Sept. 27, 1997	-/-	15/14	at Washington State	Pullman, Wash.	L	0-58
Sept. 4, 1999	-/-	17/13	at UCLA	Pasadena, Calif.	L	7-38
Sept. 1, 2001	-/-	21/22	at South Carolina	Columbia, S.C.	L	13-32
Oct. 19, 2001	-/-	8/10	at Fresno State	Fresno, Calif.	W	35-30

RANKINGS LISTED ARE AP/COACHES/BCS

Date	BSU Ranking	Opp. Ranking	Opponent	Location	W/L	Score
Dec. 23, 2003	18/16/17	19/19/18	at TCU	Fort Worth, Texas	W	34-31
Dec. 31, 2004	10/10/9	7/8/10	vs. Louisville	Memphis, Tenn.	L	40-44
Sept. 3, 2005	18/19	13/13	at Georgia	Athens, Ga.	L	13-48
Nov. 10, 2005	-/-/-	20/20/20	at Fresno State	Fresno, Calif.	L	7-27
Dec. 28, 2005	-/-/-	19/19/21	Boston College	Boise, Idaho	L	21-27
Jan. 1, 2007	9/9/8	7/8/10	vs. Oklahoma	Glendale, Ariz.	W (OT)	43-42
Nov. 23, 2007	17/17/19	14/13/13	at Hawai'i	Honolulu, Hawai'i	L	27-39
Sept. 20, 2008	-/-	17/20	at Oregon	Eugene, Ore.	W	37-32
Dec. 23, 2008	9/9/9	11/11/11	vs. TCU	San Diego, Calif.	L	16-17
Sept. 3, 2009	14/16	16/14	Oregon	Boise, Idaho	W	19-8
Jan. 4, 2010	6/6/6	3/3/4	vs. TCU	Glendale, Ariz.	W	17-10
Sept. 6, 2010	3/5	10/6	vs. Virginia Tech	Landover, Md.	W	33-30
Sept. 25, 2010	3/3	24/-	Oregon State	Boise, Idaho	W	37-24
Nov. 26, 2010	3/3/4	19/19/19	at Nevada	Reno, Nev.	L (OT)	31-34
Dec. 22, 2010	10/10/10	20/19/19	vs. Utah	Las Vegas, Nev.	W	26-3
Sept. 3, 2011	5/7	19/22	vs. Georgia	Atlanta, Ga.	W	35-21
Nov. 12, 2011	5/5/5	-/24/-	TCU	Boise, Idaho	L	35-36
Aug. 31, 2012	24/22	13/13	at Michigan State	East Lansing, Mich.	L	13-17
Sept. 20, 2013	-/-	-/25	at Fresno State	Fresno, Calif.	L	40-41

RANKINGS LISTED ARE AP/COACHES/CFP

Date	BSU Ranking	Opp. Ranking	Opponent	Location	W/L	Score
Aug. 28, 2014	-/-	18/19	vs. Ole Miss	Atlanta, Ga.	L	13-35
Dec. 31, 2014	21/21/20	12/11/10	vs. Arizona	Glendale, Ariz.	W	38-30
Sept. 9, 2017	-/-	20/22	at Washington State	Pullman, Wash.	L (3OT)	44-47
Oct. 14, 2017	-/-	19/18	at San Diego State	San Diego, Calif.	W	31-14
Dec. 2, 2017	-/-/-	22/-/25	Fresno State	Boise, Idaho	W	17-14
Sept. 15, 2018	17/17	24/19	at Oklahoma State	Stillwater, Okla.	L	21-44
Nov. 9, 2018	-/-/-	16/17/23	Fresno State	Boise, Idaho	W	24-17
Nov. 24, 2018	21/22/23	14/15/21	Utah State	Boise, Idaho	W	33-24
Dec. 1, 2018	19/20/22	25/23/25	Fresno State	Boise, Idaho	L (OT)	16-19
Nov. 6, 2020	21/23	9/9	BYU	Boise, Idaho	L	17-51
Dec. 19, 2020	-/-/-	22/25/24	vs. San Jose State	Las Vegas, Nev.	L	20-34
Sept. 18, 2019	-/-	-/22	Oklahoma State	Stillwater, Okla.	L	20-21
Oct. 9, 2021	-/-	10/10	at BYU	Provo, Utah	W	26-17
Nov. 6, 2021	-/-/-	25/-/23	at Fresno State	Fresno, Calif.	W	40-14
Nov. 26, 2021	-/-/-	22/22/21	at San Diego State	Carson, Calif.	L	16-27
Sept. 2, 2023	-/-	10/11	at Washington	Seattle, Wash.	L	19-56
Sept. 7, 2024	-/-	7/6	at Oregon	Eugene, Ore.	L	34-37
Dec. 6, 2024	10/10/10	19/19/20	UNLV	Boise, Idaho	W	21-7
Dec. 31, 2024	8/8/3	5/5/6	Penn State	Glendale, Ariz.	L	14-31
Oct. 4, 2025	-/-	21/21	Notre Dame	South Bend, Ind.	L	7-28



## NCAA DIVISION I-A/FBS ERA

Record: 129-24 (.843) • H: 66-5 (.930) • A: 54-14 (.794) • N: 9-5 (.643) • OT: 3-2 (.600)

### RANKINGS LISTED ARE AP/COACHES

Date	Ranking		Opponent	Location	W/L	Score
	BSU	Opp.				
Nov. 16, 2002	-/23	-/-	Louisiana Tech	Boise, Idaho	W	36-10
Nov. 23, 2002	23/21	-/-	at Nevada	Reno, Nev.	W	44-7
Dec. 31, 2002	18/15	-/-	Iowa State	Boise, Idaho	W	34-16

### RANKINGS LISTED ARE AP/COACHES/BCS

Date	Ranking			Location	W/L	Score
Nov. 15, 2003	24/23	-/-	UTEP	Boise, Idaho	W	51-21
Nov. 21, 2003	20/20/23	-/-	at Fresno State	Fresno, Calif.	W	31-17
Nov. 29, 2003	18/18/19	-/-	Nevada	Boise, Idaho	W	56-3
Dec. 6, 2003	18/17/19	-/-	at Hawai'i	Honolulu, Hawai'i	W	45-28
Dec. 23, 2003	18/16/17	19/19/18	at TCU	Fort Worth, Texas	W	34-31
Sept. 18, 2004	23/23	-/-	at UTEP	El Paso, Texas	W	47-31
Sept. 24, 2004	21/21	-/-	BYU	Boise, Idaho	W	28-27
Oct. 2, 2004	23/21	-/-	SMU	Boise, Idaho	W	38-20
Oct. 16, 2004	21/19	-/-	at Tulsa	Tulsa, Okla.	W	45-42
Oct. 23, 2004	19/16/14	-/-	Fresno State	Boise, Idaho	W	33-16
Oct. 29, 2004	18/15/13	-/-	Hawai'i	Boise, Idaho	W	69-3
Nov. 13, 2004	14/13/10	-/-	at San Jose State	San Jose, Calif.	W (2OT)	56-49
Nov. 20, 2004	13/12/9	-/-	Louisiana Tech	Boise, Idaho	W	55-14
Nov. 27, 2004	10/10/7	-/-	at Nevada	Reno, Nev.	W	58-21
Dec. 31, 2004	10/10/9	7/8/10	vs. Louisville	Memphis, Tenn.	L	40-44
Sept. 3, 2005	18/19	13/13	at Georgia	Athens, Ga.	L	13-48
Sept. 23, 2006	25/25	-/-	Hawai'i	Boise, Idaho	W	41-34
Sept. 30, 2006	22/22	-/-	at Utah	Salt Lake City, Utah	W	36-3
Oct. 7, 2006	20/21	-/-	Louisiana Tech	Boise, Idaho	W	55-14
Oct. 15, 2006	18/17/15	-/-	at New Mexico St.	Las Cruces, N.M.	W	40-28
Oct. 21, 2006	18/17/15	-/-	at Idaho	Moscow, Idaho	W	42-26
Nov. 1, 2006	14/14/14	-/-	Fresno State	Boise, Idaho	W	45-21
Nov. 11, 2006	14/13/14	-/-	at San Jose State	San Jose, Calif.	W	23-20
Nov. 18, 2006	13/13/12	-/-	Utah State	Boise, Idaho	W	49-10
Nov. 25, 2006	12/12/11	-/-	at Nevada	Reno, Nev.	W	38-7
Jan. 1, 2007	9/9/8	7/8/10	vs. Oklahoma	Glendale, Ariz.	W (OT)	43-42
Aug. 31, 2007	24/23	-/-	Weber State	Boise, Idaho	W	56-7
Sept. 8, 2007	22/20	-/-	at Washington	Seattle, Wash.	L	10-24
Nov. 3, 2007	21/22/22	-/-	San Jose State	Boise, Idaho	W	42-7
Nov. 10, 2007	19/19/20	-/-	at Utah State	Logan, Utah	W	52-0
Nov. 17, 2007	17/15/18	-/-	Idaho	Boise, Idaho	W	58-14
Nov. 23, 2007	17/17/19	14/13/13	at Hawai'i	Honolulu, Hawai'i	L	27-39
Dec. 23, 2007	24/22/24	-/-	vs. East Carolina	Honolulu, Hawai'i	L	38-41
Oct. 1, 2008	17/17	-/-	Louisiana Tech	Boise, Idaho	W	38-3
Oct. 11, 2008	15/16	-/-	at Southern Miss	Hattiesburg, Miss.	W	24-7
Oct. 17, 2008	15/16	-/-	Hawai'i	Boise, Idaho	W	27-7
Oct. 24, 2008	13/13/12	-/-	at San Jose State	San Jose, Calif.	W	33-16
Nov. 1, 2008	11/13/11	-/-	at New Mexico St.	Las Cruces, N.M.	W	49-0
Nov. 8, 2008	9/10/10	-/-	Utah State	Boise, Idaho	W	49-14
Nov. 15, 2008	9/9/9	-/-	at Idaho	Moscow, Idaho	W	45-10
Nov. 22, 2008	9/9/9	-/-	at Nevada	Reno, Nev.	W	41-34
Nov. 28, 2008	9/9/9	-/-	Fresno State	Boise, Idaho	W	61-10
Dec. 23, 2008	9/9/9	11/11/11	vs. TCU	San Diego, Calif.	L	16-17
Sept. 3, 2009	14/16	16/14	Oregon	Boise, Idaho	W	19-8
Sept. 12, 2009	12/11	-/-	Miami (Ohio)	Boise, Idaho	W	48-0
Sept. 18, 2009	10/10	-/-	at Fresno State	Fresno, Calif.	W	51-34
Sept. 26, 2009	8/8	-/-	at Bowling Green	Bowling Green, Ohio	W	49-14
Oct. 3, 2009	5/5	-/-	UC Davis	Boise, Idaho	W	34-16
Oct. 14, 2009	5/6	-/-	at Tulsa	Tulsa, Okla.	W	28-21
Oct. 24, 2009	6/5/4	-/-	at Hawai'i	Honolulu, Hawai'i	W	54-9
Oct. 31, 2009	6/5/7	-/-	San Jose State	Boise, Idaho	W	45-7
Nov. 6, 2009	5/5/7	-/-	at Louisiana Tech	Ruston, La.	W	45-35
Nov. 14, 2009	6/6/6	-/-	Idaho	Boise, Idaho	W	63-25
Nov. 20, 2009	6/6/6	-/-	at Utah State	Logan, Utah	W	52-21
Nov. 27, 2009	6/6/6	-/-	Nevada	Boise, Idaho	W	44-33
Dec. 5, 2009	6/6/6	-/-	New Mexico State	Boise, Idaho	W	42-7
Jan. 4, 2010	6/6/6	3/3/4	vs. TCU	Glendale, Ariz.	W	17-10
Sept. 6, 2010	3/5	10/6	vs. Virginia Tech	Landover, Md.	W	33-30
Sept. 18, 2010	3/3	-/-	at Wyoming	Laramie, Wyo.	W	51-6
Sept. 25, 2010	3/3	24/-	Oregon State	Boise, Idaho	W	37-24
Oct. 2, 2010	3/3	-/-	at New Mexico St.	Las Cruces, N.M.	W	59-0
Oct. 9, 2010	4/4	-/-	Toledo	Boise, Idaho	W	57-14
Oct. 16, 2010	3/3	-/-	at San Jose State	San Jose, Calif.	W	48-0
Oct. 26, 2010	2/2/3	-/-	Louisiana Tech	Boise, Idaho	W	49-20
Nov. 6, 2010	2/3/4	-/-	Hawai'i	Boise, Idaho	W	42-7
Nov. 12, 2010	4/3/4	-/-	at Idaho	Moscow, Idaho	W	52-14
Nov. 19, 2010	3/3/4	-/-	Fresno State	Boise, Idaho	W	51-0
Nov. 26, 2010	3/3/4	19/19/19	at Nevada	Reno, Nev.	L (OT)	31-34
Dec. 4, 2010	9/10/11	-/-	Utah State	Boise, Idaho	W	50-14
Dec. 22, 2010	10/10/10	10/19/19	vs. Utah	Las Vegas, Nev.	W	26-3
Sept. 3, 2011	5/7	19/22	vs. Georgia	Atlanta, Ga.	W	35-21
Sept. 16, 2011	4/4	-/-	at Toledo	Toledo, Ohio	W	40-15
Sept. 24, 2011	4/4	-/-	Tulsa	Boise, Idaho	W	41-21
Oct. 1, 2011	4/5	-/-	Nevada	Boise, Idaho	W	30-10
Oct. 7, 2011	5/6	-/-	at Fresno State	Fresno, Calif.	W	57-7
Oct. 15, 2011	5/6	-/-	at Colorado State	Fort Collins, Colo.	W	63-13

Oct. 22, 2011	5/7/5	-/-	Air Force	Boise, Idaho	W	37-26
Nov. 5, 2011	5/5/5	-/-	at UNLV	Las Vegas, Nev.	W	48-21
Nov. 12, 2011	5/5/5	-/24/-	TCU	Boise, Idaho	L	35-36
Nov. 19, 2011	10/11/7	-/-	at San Diego State	San Diego, Calif.	W	52-35
Nov. 26, 2011	7/8/7	-/-	Wyoming	Boise, Idaho	W	36-14
Dec. 3, 2011	9/8/7	-/-	New Mexico	Boise, Idaho	W	45-0
Dec. 22, 2011	8/6/7	-/-	vs. Arizona State	Las Vegas, Nev.	W	56-24
Aug. 31, 2012	24/22	13/13	at Michigan State	East Lansing, Mich.	L	13-17
Sept. 20, 2012	24/-	-/-	BYU	Boise, Idaho	W	7-6
Sept. 29, 2012	24/-	-/-	at New Mexico	Albuquerque, N.M.	W	32-29
Oct. 6, 2012	-/25	-/-	at Southern Miss	Hattiesburg, Miss.	W	40-14
Oct. 13, 2012	24/22	-/-	Fresno State	Boise, Idaho	W	20-10
Oct. 20, 2012	24/22/22	-/-	UNLV	Boise, Idaho	W	32-7
Oct. 27, 2012	21/18/21	-/-	at Wyoming	Laramie, Wyo.	W	45-14
Nov. 3, 2012	19/14/19	-/-	San Diego State	Boise, Idaho	L	19-21
Nov. 10, 2012	24/22/22	-/-	at Hawai'i	Honolulu, Hawai'i	W	49-14
Nov. 17, 2012	-/24/-	-/-	Colorado State	Boise, Idaho	W	42-14
Dec. 1, 2012	25/15/20	-/-	at Nevada	Reno, Nev.	W	27-21
Dec. 22, 2012	20/15/19	-/-	vs. Washington	Las Vegas, Nev.	W	28-26
Aug. 31, 2013	19/19	-/-	at Washington	Seattle, Wash.	L	6-38

### RANKINGS LISTED ARE AP/COACHES/CFP

Date	Ranking		Opponent	Location	W/L	Score
	BSU	Opp.				
Nov. 29, 2014	25/25/23	-/-	Utah State	Boise, Idaho	W	50-19
Dec. 6, 2014	22/22/22	-/-	Fresno State	Boise, Idaho	W	28-14
Dec. 31, 2014	21/21/20	12/11/10	vs. Arizona	Glendale, Ariz.	W	38-30
Sept. 4, 2015	23/24	-/-	Washington	Boise, Idaho	W	16-13
Sept. 12, 2015	20/22	-/-	at BYU	Provo, Utah	L	24-35
Oct. 10, 2015	25/24	-/-	at Colorado State	Fort Collins, Colo.	W	41-10
Oct. 16, 2015	21/20	-/-	at Utah State	Logan, Utah	L	26-52
Oct. 1, 2016	24/-	-/-	Utah State	Boise, Idaho	W	21-10
Oct. 7, 2016	19/19	-/-	at New Mexico	Albuquerque, N.M.	W	49-21
Oct. 15, 2016	15/15	-/-	Colorado State	Boise, Idaho	W	28-23
Oct. 20, 2016	14/14	-/-	BYU	Boise, Idaho	W	28-27
Oct. 29, 2016	13/13	-/-	at Wyoming	Laramie, Wyo.	L	28-30
Nov. 4, 2016	24/24/24	-/-	San Jose State	Boise, Idaho	W	45-31
Nov. 12, 2016	24/24/22	-/-	at Hawai'i	Honolulu, Hawai'i	W	52-16
Nov. 18, 2016	22/23/20	-/-	UNLV	Boise, Idaho	W	42-25
Nov. 25, 2016	20/19/19	-/-	at Air Force	USFA, Colo.	L	20-27
Nov. 18, 2017	-/-/25	-/-	Air Force	Boise, Idaho	W	44-19
Nov. 25, 2017	25/24/23	-/-	at Fresno State	Fresno, Calif.	L	17-28
Dec. 16, 2017	25/25/25	-/-	vs. Oregon	Las Vegas, Nev.	W	38-28
Sept. 1, 2018	22/22	-/-	at Troy	Troy, Ala.	W	56-20
Sept. 8, 2018	20/19	-/-	Connecticut	Boise, Idaho	W	62-7
Sept. 15, 2018	17/17	24/19	at Oklahoma State	Stillwater, Okla.	L	21-44
Sept. 29, 2018	-/25	-/-	at Wyoming	Laramie, Wyo.	W	34-14
Oct. 6, 2018	-/24	-/-	San Diego State	Boise, Idaho	L	13-19
Nov. 16, 2018	23/24/25	-/-	at New Mexico	Albuquerque, N.M.	W	45-14
Nov. 24, 2018	21/22/23	14/15/21	Utah State	Boise, Idaho	W	33-24
Dec. 1, 2018	19/20/22	25/23/25	Fresno State	Boise, Idaho	L (OT)	16-19
Dec. 26, 2018	23/24/25	-/-	vs. Boston College	Dallas, Texas	CCD	---
Sept. 6, 2019	24/24	-/-	Marshall	Boise, Idaho	W	14-7
Sept. 14, 2019	22/22	-/-	Portland State	Boise, Idaho	W	45-10
Sept. 20, 2019	20/20	-/-	Air Force	Boise, Idaho	W	30-19
Oct. 5, 2019	16/15	-/-	at UNLV	Las Vegas, Nev.	W	38-13
Oct. 12, 2019	14/14	-/-	Hawai'i	Boise, Idaho	W	59-37
Oct. 19, 2019	14/13	-/-	at BYU	Provo, Utah	L	25-28
Nov. 2, 2019	21/21	-/-	at San Jose State	San Jose, Calif.	W	52-42
Nov. 9, 2019	21/21/22	-/-	Wyoming	Boise, Idaho	W (OT)	20-17
Nov. 16, 2019	19/19/21	-/-	New Mexico	Boise, Idaho	W	42-9
Nov. 23, 2019	20/19/20	-/-	at Utah State	Logan, Utah	W	56-21
Nov. 29, 2019	20/19/20	-/-	at Colorado State	Fort Collins, Colo.	W	31-24
Dec. 7, 2019	19/17/19	-/-	Hawai'i	Boise, Idaho	W	31-10
Dec. 19, 2019	18/18/19	-/-	vs. Washington	Las Vegas, Nev.	L	7-38
Oct. 31, 2020	25/-	-/-	at Air Force	USFA, Colo.	W	49-30
Nov. 6, 2020	21/23	9/9	BYU	Boise, Idaho	L	17-51
Sept. 28, 2024	25/-	-/-	Washington State	Boise, Idaho	W	45-24
Oct. 5, 2024	21/-	-/-	Utah State	Boise, Idaho	W	62-30
Oct. 12, 2024	17/22	-/-	at Hawai'i	Manoa, Hawai'i	W	28-7
Oct. 25, 2024	17/19	-/-	at UNLV	Las Vegas, Nev.	W	29-24
Nov. 1, 2024	15/19	-/-	San Diego State	Boise, Idaho	W	56-24
Nov. 9, 2024	12/14/12	-/-	Nevada	Boise, Idaho	W	28-21
Nov. 16, 2024	13/13/13	-/-	at San Jose State	San Jose, Calif.	W	42-21
Nov. 23, 2024	12/12/13	-/-	at Wyoming	Laramie, Wyo.	W	17-14
Nov. 29, 2024	11/11/11	-/-	Oregon State	Boise, Idaho	W	34-18
Dec. 6, 2024	10/10/10	19/19/20	UNLV	Boise, Idaho	W	21-7
Dec. 31, 2024	8/8/3	5/5/6	Penn State	Glendale, Ariz.	L	14-31
Aug. 28, 2025	25/25	-/-	South Florida	Tampa, Fla.	L	7-34



112-23

Record: 112-23 (.830) • H: 57-10 (.851) • A: 53-11 (.828) • N: 2-2 (.500) • OT: 2-1 (.667)

In Mountain West Play: 94-19 (.832) • H: 48-8 (.857) • A: 46-11 (.807) • N: 0-0 (---) • OT: 2-0 (1.000)

Date	Ranking BSU	Opp	Opponent	Location	W/L	Score	Att.
9/25/1999	-	-	New Mexico	Boise	W	20-9	20,806
10/2/1999	-	-	Utah	Boise	W	26-20	21,817
9/2/2000	-	-	New Mexico	Albuquerque	W	31-14	22,090
9/14/2002	-	-	Wyoming	Laramie	W	35-13	16,256
9/27/2003	-	-	Wyoming	Boise	W	33-17	30,192
10/30/2003	-	-	BYU	Provo	W	50-12	60,554
9/24/2004	21/21	-	BYU	Boise	W	28-27	30,601
9/16/2006	-	-	Wyoming	Laramie	W	17-10	17,880
9/30/2006	22/22	-	Utah	Salt Lake City	W	36-3	45,222
9/15/2007	-	-	Wyoming	Boise	W	24-14	30,199
12/23/2008	9/9/9	11/11/11	TCU	San Diego	L	16-17	34,628
1/4/2010	6/6/6	3/3/4	TCU	Glendale	W	17-10	73,227
9/18/2010	3/3	-	Wyoming	Laramie	W	51-6	29,014
12/22/2010	10/10/10	-	Utah	Las Vegas	W	26-3	41,923
10/15/2011	5/6	-	Colorado State	Fort Collins	W	53-13	30,027
10/22/2011	5/7/5	-	Air Force	Boise	W	37-26	34,196
11/5/2011	5/5/5	-	UNLV	Las Vegas	W	48-21	26,281
11/12/2011	5/5/5	-24/-	TCU	Boise	L	35-36	34,146
11/19/2011	10/11/7	-	San Diego State	San Diego	W	52-35	52,256
11/26/2011	7/8/7	-	Wyoming	Boise	W	36-14	33,773
12/3/2011	9/8/7	-	New Mexico	Boise	W	45-0	33,878
9/29/2012	24/-	-	New Mexico	Albuquerque	W	32-29	28,270
10/13/2012	24/22	-	Fresno State	Boise	W	20-10	35,742
10/20/2012	24/22/22	-	UNLV	Boise	W	32-7	36,012
10/27/2012	21/18/21	-	Wyoming	Laramie	W	45-14	17,855
11/3/2012	19/14/19	-	San Diego State	Boise	L	19-21	36,084
11/10/2012	-24/22	-	Hawai'i	Honolulu	W	49-14	29,471
11/17/2012	-22/-	-	Colorado State	Boise	W	42-14	33,545
12/1/2012	25/15/20	-	Nevada	Reno	W	27-21	30,017
9/13/2013	-	-	Air Force	Boise	W	42-20	36,069
9/20/2013	-	-25	Fresno State	Fresno	L	40-41	41,031
10/12/2013	-	-	Utah State	Logan	W	34-23	25,513
10/19/2013	-	-	Nevada	Boise	W	34-17	35,843
11/2/2013	-	-	Colorado State	Fort Collins	W	42-30	21,133
11/16/2013	-	-	Wyoming	Boise	W	48-7	33,992
11/23/2013	-	-	San Diego State	San Diego	L	31-34	33,645
11/30/2013	-	-	New Mexico	Boise	W	45-17	31,645
9/6/2014	-	-	Colorado State	Boise	W	37-24	34,910
9/27/2014	-	-	Air Force	USAFA	L	14-28	30,012
10/4/2014	-	-	Nevada	Reno	W	51-46	32,327
10/17/2014	-	-	Fresno State	Boise	W	37-27	35,008
11/8/2014	-	-	New Mexico	Albuquerque	W	60-49	21,089
11/15/2014	-	-	San Diego State	Boise	W	38-29	27,478
11/22/2014	-	-	Wyoming	Laramie	W	63-14	15,821
11/29/2014	25/25/23	-	Utah State	Boise	W	50-19	33,940
12/6/2014	22/22/22	-	Fresno State	Boise	W	28-14	26,101
10/3/2015	-	-	Hawai'i	Boise	W	55-0	35,907
10/10/2015	25/24	-	Colorado State	Fort Collins	W	41-10	26,117
10/16/2015	-	-	Utah State	Logan	L	26-52	22,509
10/24/2015	-	-	Wyoming	Boise	W	34-14	31,946
10/31/2015	-	-	UNLV	Las Vegas	W	55-27	14,315
11/14/2015	-	-	New Mexico	Boise	L	24-31	32,780
11/20/2015	-	-	Air Force	Boise	L	30-37	30,332
11/27/2015	-	-	San Jose State	San Jose	W	40-23	15,770
10/1/2016	24/-	-	Utah State	Boise	W	21-10	36,602
10/7/2016	19/19	-	New Mexico	Albuquerque	W	49-21	20,090
10/15/2016	15/15	-	Colorado State	Boise	W	28-23	33,448
10/29/2016	13/13	-	Wyoming	Laramie	L	28-30	24,023
11/4/2016	24/24/24	-	San Jose State	Boise	W	45-31	31,863
11/12/2016	24/22/22	-	Hawai'i	Honolulu	W	52-16	22,731
11/18/2016	22/23/20	-	UNLV	Boise	W	42-25	32,989
11/25/2016	20/19/19	-	Air Force	USAFA	L	20-27	23,556
9/14/2017	-	-	New Mexico	Boise	W	28-14	28,385
10/14/2017	-	19/18	San Diego State	San Diego	W	31-14	49,053
10/21/2017	-	-	Wyoming	Boise	W	24-14	35,656
10/28/2017	-	-	Utah State	Logan	W	41-14	19,012
11/4/2017	-	-	Nevada	Boise	W	41-14	30,858
11/11/2017	-	-	Colorado State	Fort Collins	W (OT)	59-52	32,166
11/18/2017	-2/-25	-	Air Force	Boise	W	44-19	33,030
11/25/2017	25/24	-	Fresno State	Fresno	L	17-28	31,526
12/2/2017	-	25/-25	Fresno State	Boise	W	17-14	24,515
9/29/2018	-25	-	Wyoming	Laramie	W	34-14	22,271
10/6/2018	-24	-	San Diego State	Boise	L	13-19	36,679
10/13/2018	-	-	Nevada	Reno	W	31-27	21,431
10/19/2018	-	-	Colorado State	Boise	W	56-28	32,299
10/27/2018	-	-	Air Force	USAFA	W	48-38	27,753
11/9/2018	-	16/17/23	Fresno State	Boise	W	24-17	33,118
11/16/2018	23/24/25	-	New Mexico	Albuquerque	W	45-14	16,883
11/24/2018	21/22/23	14/15/21	Utah State	Boise	W	33-24	35,690
12/1/2018	19/20/22	25/23	Fresno State	Boise	L (OT)	16-19	23,662
9/20/2019	20/20	-	Air Force	Boise	W	30-19	36,498

Date	Ranking BSU	Opp	Opponent	Location	W/L	Score	Att.
10/5/2019	16/15	-	UNLV	Las Vegas	W	38-13	24,681
10/12/2019	14/14	-	Hawai'i	Boise	W	59-37	36,902
11/2/2019	21/21	-	San Jose State	San Jose	W	52-42	19,184
11/9/2019	21/21/22	-	Wyoming	Boise	W (OT)	20-17	33,018
11/16/2019	19/19/21	-	New Mexico	Boise	W	42-9	31,492
11/23/2019	20/19/20	-	Utah State	Logan	W	56-21	18,315
11/29/2019	20/19/20	-	Colorado State	Fort Collins	W	31-24	12,324
12/7/2019	19/17/19	-	Hawai'i	Boise	W	31-10	23,561
10/24/2020	-	-	Utah State	Boise	W	42-13	-
10/31/2020	25/-	-	Air Force	USAFA	W	49-30	500
11/12/2020	-	-	Colorado State	Boise	W	52-21	1,100
11/21/2020	-	-	Hawai'i	Honolulu	W	40-32	-
12/12/2020	-	-	Wyoming	Laramie	W	17-9	2,978
12/19/2020	-	25/25/24	San Jose State	Las Vegas	L	20-34	-
9/25/2021	-	-	Utah State	Logan	W	27-3	23,715
10/2/2021	-	-	Nevada	Boise	L	31-41	37,426
10/16/2021	-	-	Air Force	Boise	L	17-24	34,446
10/30/2021	-	-	Colorado State	Fort Collins	W	28-19	25,221
11/6/2021	-	25/-23	Fresno State	Fresno	W	40-14	41,031
11/12/2021	-	-	Wyoming	Boise	W	23-13	35,454
11/20/2021	-	-	New Mexico	Boise	W	37-0	28,542
11/26/2021	-	-	San Diego State	Carson	L	16-27	11,886
9/9/2022	-	-	New Mexico	Albuquerque	W	31-14	16,157
9/30/2022	-	-	San Diego State	Boise	W	35-13	34,910
10/8/2022	-	-	Fresno State	Boise	W	40-20	37,663
10/22/2022	-	-	Air Force	USAFA	W	19-14	25,254
10/29/2022	-	-	Colorado State	Boise	W	49-10	33,895
11/12/2022	-	-	Nevada	Reno	W	41-3	14,960
11/19/2022	-	-	Wyoming	Laramie	W	20-17	17,345
11/25/2022	-	-	Utah State	Boise	W	42-23	31,402
12/3/2022	-	-	Fresno State	Boise	L	16-28	24,037
9/22/2023	-	-	San Diego State	San Diego	W	34-31	23,374
10/7/2023	-	-	San Jose State	Boise	W	35-27	37,491
10/14/2023	-	-	Colorado State	Fort Collins	L	30-31	34,901
10/28/2023	-	-	Wyoming	Boise	W	32-7	35,189
11/4/2023	-	-	Fresno State	Fresno	L	30-37	41,031
11/11/2023	-	-	New Mexico	Boise	W	42-14	34,076
11/18/2023	-	-	Utah State	Logan	W	45-10	17,821
11/24/2023	-	-	Air Force	Boise	W	27-19	36,390
12/2/2023	-	-	UNLV	Las Vegas	W	44-20	31,473
10/5/2024	21/-	-	Utah State	Boise	W	62-30	37,210
10/12/2024	17/22	-	Hawai'i	Honolulu	W	28-7	15,194
10/25/2024	17/19	-	UNLV	Las Vegas	W	29-24	42,228
11/1/2024	15/19	-	San Diego State	Boise	W	56-24	36,838
11/9/2024	12/14/12	-	Nevada	Boise	W	28-21	37,143
11/16/2024	13/13/13	-	San Jose State	San Jose	W	42-21	20,517
11/23/2024	12/12/13	-	Wyoming	Laramie	W	17-14	18,094
12/6/2024	10/10/10	19/19/20	UNLV	Boise	W	21-7	36,663
9/20/2025	-	-	Air Force	USAFA	W	49-37	24,046
10/11/2025	-	-	New Mexico	Boise	W	41-25	32,982
10/18/2025	-	-	UNLV	Boise	W	56-31	32,927
10/24/2025	-	-	Nevada	Reno	W	24-3	18,029
11/1/2025	-	-	Fresno State	Boise	L	7-30	32,826
11/15/2025	-	-	San Diego State	San Diego	L	7-17	29,201
11/22/2025	-	-	Colorado State	Boise			





## TOTAL OFFENSE

<b>Yards</b>	
500+	507
	Kellen Moore vs. Hawai'i; Nov. 6, 2010
400+	427
	Brett Rypien vs. BYU; Oct. 20, 2016
300+	307
	Maddux Madsen vs. App State; Sept. 27, 2025

## PASSING

<b>Yards</b>	
500+	503
	Brett Rypien vs. New Mexico; Nov. 14, 2015
400+	407
	Hank Bachmeier at Florida State; Aug. 31, 2019
300+	321
	Maddux Madsen vs. App State; Sept. 27, 2025
300+ by Half	317
	Brett Rypien vs. BYU; Oct. 20, 2016

<b>Attempts</b>	
60+	75
	Brett Rypien vs. New Mexico; Nov. 14, 2015
50+	51
	Hank Bachmeier at Florida State; Aug. 31, 2019
40+	46
	Maddux Madsen at South Florida; Aug. 28, 2025
30+	31
	Maddux Madsen vs. New Mexico; Oct. 11, 2025

<b>Completions</b>	
40+	40
	Brett Rypien vs. New Mexico; Nov. 14, 2015
30+	34
	Hank Bachmeier vs. Nevada; Oct. 2, 2021
20+	21
	Maddux Madsen vs. New Mexico; Oct. 11, 2025

<b>Pass Percentage (Min. 15 Attempts)</b>	
.800+	.840 (21/25)
	Maddux Madsen vs. Utah State; Oct. 5, 2024
.700+	.733 (22/30)
	Maddux Madsen at San Jose State; Nov. 16, 2024
.600+	.667 (12/18)
	Max Cutforth at San Diego State; Nov. 15, 2025

<b>Touchdown Passes</b>	
6+	6
	Jim McMillan vs. Montana; Nov. 16, 1974
5+	5
	Brett Rypien vs. Air Force; Oct. 27, 2018
4+	4
	Maddux Madsen vs. UNLV; Oct. 18, 2025
3+	4
	Maddux Madsen vs. UNLV; Oct. 18, 2025

<b>Passes Had Intercepted</b>	
5+	6
	Mike Virden vs. Montana; Oct. 28, 1989
4+	4
	Maddux Madsen at #21/21 Notre Dame; Oct. 4, 2025
3+	4
	Maddux Madsen at #21/21 Notre Dame; Oct. 4, 2025

## RUSHING

<b>Yards</b>	
250+	259
	Ashton Jeanty vs. Washington State; Sept. 28, 2024
200+	201
	Dylan Riley vs. UNLV; Oct. 18, 2025
150+	205
	Dylan Riley vs. UNLV; Oct. 18, 2025
100+	201
	Dylan Riley vs. UNLV; Oct. 18, 2025
100 at Halftime	157
	Dylan Riley vs. UNLV; Oct. 18, 2025
Multiple Players with 100+	267, 110
	Ashton Jeanty, Sire Gaines at Georgia Southern; Aug. 31, 2024

<b>Attempts</b>	
35+	37
	Ashton Jeanty vs. Oregon State; Nov. 29, 2024
30+	30
	Ashton Jeanty vs. #6 Penn State (Fiesta Bowl); Dec. 31, 2024
25+	30
	Ashton Jeanty vs. #6 Penn State (Fiesta Bowl); Dec. 31, 2024
20+	21
	Dylan Riley at San Diego State; Nov. 15, 2025

<b>Yards Per Carry (Min. 10 Attempts)</b>	
10.0+	13.4 (15-201)
	Dylan Riley vs. UNLV; Oct. 18, 2025
8.0+	13.4 (15-201)
	Dylan Riley vs. UNLV; Oct. 18, 2025
6.0+	6.0 (13-78)
	Sire Gaines at San Diego State; Nov. 15, 2025

<b>Touchdowns</b>	
5+	6
	Ashton Jeanty at Georgia Southern; Aug. 31, 2024
4+	4
	Dylan Riley at Air Force; Sept. 20, 2025
3+	4
	Dylan Riley at Air Force; Sept. 20, 2025

<b>Longest Run From Scrimmage</b>	
80+	91
	Taylen Green vs. Utah State; Nov. 25, 2022
70+	77
	Dylan Riley vs. Eastern Washington; Sept. 5, 2025
60+	65
	Dylan Riley vs. UNLV; Oct. 18, 2025
50+	65
	Dylan Riley vs. UNLV; Oct. 18, 2025
40+	44
	Malik Sherrod vs. Fresno State; Nov. 1, 2025

## RECEIVING

<b>Receptions</b>	
15+	20
	Thomas Sperbeck vs. New Mexico; Nov. 14, 2015
10+	10
	Stefan Cobbs vs. Nevada; Oct. 2, 2021
8+	8
	Eric McAlister at Fresno State; Nov. 4, 2023
5+	7
	Latrell Caples at San Diego State; Nov. 15, 2025
10 at Halftime	10
	Shane Williams-Rhodes vs. Wyoming; Nov. 16, 2013
Multiple Receivers w/ 10+	14, 12
	Shane Williams-Rhodes, Jay Ajayi vs. Ole Miss; Aug. 28, 2014

<b>Yards</b>	
250+	281
	Thomas Sperbeck vs. New Mexico; Nov. 14, 2015
200+	221
	Cedrick Wilson vs. Oregon (Las Vegas Bowl); Dec. 16, 2017
150+	160
	Eric McAlister vs. Wyoming; Oct. 28, 2023
100+	132
	Chris Marshall vs. Eastern Washington; Sept. 5, 2025
100+ by a Running Back	118
	Ashton Jeanty vs. Air Force; Nov. 24, 2023
100+ by a Tight End	120
	Derek Schouman vs. Idaho; Sept. 4, 2004
100+ at Halftime	104
	Prince Strachan vs. New Mexico; Nov. 11, 2023
Multiple 100-yard Receivers	111, 105
	Khalil Shakir, John Hightower vs. UNLV; Oct. 5, 2019
<b>Yards Per Catch (Min. Five Rec.)</b>	
40.0+	40.8 (5-204)
	Al Marshall vs. Portland State; Nov. 4, 1972
30.0+	34.0 (5-170)
	Eric McAlister vs. San Jose State; Oct. 7, 2023
20.0+	23.6 (5-118)
	Ashton Jeanty vs. Air Force; Nov. 24, 2023

<b>Touchdowns</b>	
4+	4
	Ausitn Pettis vs. Idaho; Nov. 14, 2009
3+	3
	Latrell Caples vs. San Diego State; Nov. 1, 2024
2+	2
	Ben Ford vs. New Mexico; Oct. 11, 2025

<b>Longest Reception</b>	
90+	98
	Lawrence Bady vs. SMU; Oct. 18, 2003
80+	83
	Eric McAlister vs. San Jose State; Oct. 7, 2023
70+	75
	Dylan Riley at Air Force; Sept. 20, 2025
60+	75
	Dylan Riley at Air Force; Sept. 20, 2025
50+	75
	Dylan Riley at Air Force; Sept. 20, 2025

## MISC.

<b>100+ Yard Rushing/Receiving</b>	107 rushing, 118 receiving
	Ashton Jeanty vs. Air Force; Nov. 24, 2023
<b>Threw and Caught a TD Pass</b>	2-yd pass, 18-yd catch
	Khalil Shakir vs. New Mexico; Nov. 16, 2019
<b>Fumble Recovered for a TD</b>	24 yards
	Sonatane Lui vs. New Mexico; Nov. 16, 2019
<b>Multiple Players Threw for TDs</b>	
4+	vs. Utah State; Nov. 8, 2008
	Kellen Moore (2), Tanyon Bissell, Mike Coughlin, Vinny Perretta (1)
3+	vs. Hawai'i; Oct. 12, 2019
	Chase Cord (3), Hank Bachmeier, Jaylon Henderson (1)
2+	vs. San Jose State; Oct. 7, 2023
	Taylen Green (1) / Maddux Madsen (1)
<b>2-Point Conversion</b>	at Hawai'i; Oct. 12, 2024
	Austin Bolt reception from Maddux Madsen

## DEFENSE

<b>Interceptions</b>	
4+	4
	Steve Forrey vs. Idaho State; Nov. 2, 1968
3+	3
	Brandyn Thompson vs. Hawai'i; Oct. 17, 2008
2+	2
	Jeremiah Early at Nevada; Oct. 24, 2025
<b>Interception Return for a TD</b>	60 yards
	A'Marion McCoy vs. UNLV; Oct. 18, 2025

<b>Total Tackles</b>	
25+	28
	Scott Russell vs. Northern Arizona; Sept. 17, 1988
20+	28
	Scott Russell vs. Northern Arizona; Sept. 17, 1988
15+	15
	DJ Schramm vs. Utah State; Nov. 25, 2022
12+	14
	Alexander Teubner at UNLV; Oct. 25, 2024

<b>Solo Tackles</b>	
10+	10
	Alexander Teubner vs. UCLA (LA Bowl); Dec. 16, 2023
<b>Sacks</b>	
4+	4.0
	Curtis Weaver vs. Portland State; Sept. 14, 2019
3+	3.0
	Isaiah Bagnah vs. Nevada; Oct. 2, 2021
2+	2.0
	Braxton Fely vs. App State; Sept. 27, 2025

<b>Tackles For Loss</b>	
4+	4.5
	Divine Obichere vs. Colorado State; Oct. 29, 2022
3+	3.5
	Jayden Virgin-Morgan vs. New Mexico; Oct. 11, 2025



## SPECIAL TEAMS

### Kickoff Returns

7+	7
Jeremy McNichols vs. San Diego State; Nov. 15, 2014	
6+	6
Kaden Dudley at Fresno State; Nov. 4, 2023	
5+	6
Kaden Dudley at Fresno State; Nov. 4, 2023	

### Longest Kickoff Return

90+	96
Dylan Riley vs. Utah State; Oct. 5, 2024	
80+	96
Dylan Riley vs. Utah State; Oct. 5, 2024	
70+	96
Dylan Riley vs. Utah State; Oct. 5, 2024	
60+	96
Dylan Riley vs. Utah State; Oct. 5, 2024	
50+	96
Dylan Riley vs. Utah State; Oct. 5, 2024	
Kickoff Return for TD	96
Dylan Riley vs. Utah State; Oct. 5, 2024	

### Punt Returns

9+	9
Rick Woods vs. Idaho State; Oct. 20, 1979	
7+	7
Avery Williams vs. Colorado State; Nov. 12, 2020	
6+	7
Avery Williams vs. Colorado State; Nov. 12, 2020	

### Punt Return Yardage

150+	151
Quinton Jones vs. Boston College; Dec. 28, 2005	
100+	124
Avery Williams vs. Troy; Sept. 2, 2017; Troy	

### Longest Punt Return

90+	90
Kyle Wilson vs. Fresno State; Nov. 28, 2008	
80+	81
Stefan Cobbs at UTEP; Sept. 10, 2021	
70+	81
Stefan Cobbs at UTEP; Sept. 10, 2021	
60+	81
Stefan Cobbs at UTEP; Sept. 10, 2021	
50+	81
Stefan Cobbs at UTEP; Sept. 10, 2021	

### Punt Return for a TD

	0
Deven Wright vs. New Mexico; Sept. 9, 2022	

### Punts

8+	8
James Ferguson-Reynolds at #7/6 Oregon; Sept. 7, 2024	
7+	7
Oscar Doyle at San Diego State; Nov. 15, 2025	
6+	7
Oscar Doyle at San Diego State; Nov. 15, 2025	

### Punt Average (Min. Five Punts)

50.0+	51.0 (6-306)
James Ferguson-Reynolds at Utah State; Nov. 18, 2023	
48.0+	48.0 (5-240)
James Ferguson-Reynolds at Wyoming; Nov. 23, 2024	
45.0+	48.0 (5-240)
James Ferguson-Reynolds at Wyoming; Nov. 23, 2024	

### Field Goals

5+	5
Eric Sachse at Florida State; Aug. 31, 2019	
4+	4
Jonah Dalmas at Air Force; Oct. 22, 2022	
3+	3
Jonah Dalmas at UNLV; Oct. 25, 2024	

### Long Field Goals

55+	56
Jonah Dalmas vs. UCF; Sept. 9, 2023	
50+	50
Colton Boomer vs. New Mexico; Oct. 11, 2025	
45+	50
Colton Boomer vs. New Mexico; Oct. 11, 2025	

### Points After Touchdown

10+	10
Anthony Montgomery vs. Idaho; Nov. 19, 2005	
9+	9
Dan Goodale vs. UT Martin; Sept. 7, 2013	
8+	8
Colton Boomer vs. UNLV; Oct. 18, 2025	
7+	8
Colton Boomer vs. UNLV; Oct. 18, 2025	

## THE LAST TIME (TEAM)

## OFFENSE - TEAM

### Yards of Total Offense

700+	818
vs. Connecticut; Sept. 8, 2018	
600+	637
vs. Eastern Washington; Sept. 5, 2025	
500+	558
vs. UNLV; Oct. 18, 2025	

### Fewest Yards of Total Offense

100-	69
vs. Fresno State; Sept. 17, 1977	
200-	193
vs. Fresno State; Nov. 1, 2025	
300-	268
at San Diego State; Nov. 15, 2025	

### Passing Yards

500+	503
vs. New Mexico; Nov. 14, 2015	
400+	407
at Florida State; Aug. 31, 2019	
300+	321
vs. App State; Sept. 27, 2025	

### Fewest Passing Yards

50-	49
vs. Northern Arizona; Nov. 11, 1978	
100-	93
vs. UTEP; Sept. 23, 2022	
150-	104
at San Diego State; Nov. 15, 2025	

### Passing Touchdowns

6+	6
vs. Idaho; Nov. 14, 2009	
5+	5
vs. Hawai'i; Oct. 12, 2019	
4+	4
vs. UNLV; Oct. 18, 2025	

### Rushing Yards

500+	531
vs. Montana; Oct. 27, 1973	
400+	400
vs. Connecticut; Sept. 8, 2018	
300+	328
vs. Eastern Washington; Sept. 5, 2025	

### Fewest Rushing Yards

0-	-11
vs. Northern Arizona; Oct. 9, 1993	
50-	22
vs. Nevada; Oct. 2, 2021	
100-	91
vs. Fresno State; Nov. 1, 2025	

### Rushing Touchdowns

8+	8
vs. San Jose State; Nov. 13, 2004	
7+	7
at Georgia Southern; Aug. 31, 2024	
6+	7
at Georgia Southern; Aug. 31, 2024	
5+	5
at Air Force; Sept. 20, 2025	

### Points Scored

70+	70
vs. Idaho; Nov. 19, 2005	
60+	62
vs. Utah State; Oct. 5, 2024	
50+	56
vs. UNLV; Oct. 18, 2025	
40+	56
vs. UNLV; Oct. 18, 2025	

### Fewest Points Scored

0	0
vs. Washington State; Sept. 27, 1997	
7-	7
at San Diego State; Nov. 15, 2025	
14-	7
at San Diego State; Nov. 15, 2025	

### Scoring Differential (+)

50+	+55 (62-7)
vs. Connecticut; Sept. 8, 2018	
40+	+42 (56-14)
vs. Portland State; Sept. 21, 2024	
30+	+33 (47-14)
vs. App State; Sept. 27, 2025	
20+	+21 (24-3)
at Nevada; Oct. 24, 2025	

## DEFENSE - TEAM

### Fumbles Recovered

6+	6
vs. Northwestern State; Nov. 15, 1986	
5+	5
vs. Eastern Washington; Oct. 14, 2000	

### Interceptions

7+	7
vs. Cal Poly; Nov. 17, 1979	
6+	6
vs. Northern Iowa (First Round, I-AA Playoffs); Nov. 24, 1990	
5+	5
vs. Idaho; Nov. 14, 2009	
4+	4
vs. Virginia; Sept. 25, 2015	
3+	3
at Nevada; Oct. 24, 2025	

### Fewest Yards Allowed

50-	33
vs. Northern Illinois (Poinsettia Bowl); Dec. 23, 2015	
100-	33
vs. Northern Illinois (Poinsettia Bowl); Dec. 23, 2015	
150-	112
vs. Wyoming; Oct. 28, 2023	

### Safety

	vs. Virginia; Sept. 22, 2017
--	------------------------------



## CAREER STARTS AT BOISE STATE

## GAMES PLAYED AT BOISE STATE

## OFFENSE

PLAYER	POS.	YR.	STREAK	TOTAL	2025	2024	2023	2022	2021	2020
Cameron Bates	WR	So.	3	6	6	0	-	-	-	-
Quinton Brown	WR	Fr.	0	1	1	-	-	-	-	-
Latrell Caples	WR	6th	4	26	6	11	0	9	0	0
Roger Carreon	OL	R-Jr.	5	23	9	6	7	1	-	-
Kage Casey	OL	R-Jr.	38	38	10	14	14	0	-	-
Kyle Cox	OL	R-So.	0	1	-	1	0	-	-	-
Max Cutforth	QB	R-So.	1	1	1	0	0	-	-	-
Ben Ford	WR	R-Sr.	0	6	5	1	0	0	0	-
Sire Gaines	RB	So.	0	3	2	1	-	-	-	-
Zach Holmes	OL	R-Sr.	1	10	2	8	0	-	-	-
Tyler Keinath	OL	R-Sr.	0	8	-	8	0	-	-	-
Matt Lauter	TE	R-Sr.	0	29	5	14	9	1	0	-
Maddux Madsen	QB	R-Jr.	0	24	9	14	1	0	-	-
Chris Marshall	WR	R-Jr.	0	5	5	0	-	-	-	-
Daylon Metoyer	OL	R-Jr.	10	12	10	2	-	-	-	-
Mason Randolph	OL	R-Sr.	12	34	10	3	11	10	0	-
Dylan Riley	RB	So.	5	6	6	0	-	-	-	-
Chase Penry	WR	R-Sr.	3	6	4	2	0	-	-	-
Hall Schmidt	OL	R-Jr.	0	12	-	12	0	0	-	-
Malik Sherrod	RB	6th	0	3	3	-	-	-	-	-
Jason Steele	OL	R-So.	0	12	9	3	0	-	-	-
Austin Terry	TE	R-Jr.	0	1	1	0	0	0	-	-
Matt Wagner	TE	R-So.	2	15	6	9	0	-	-	-

## DEFENSE

PLAYER	POS.	YR.	STREAK	TOTAL	2025	2024	2023	2022	2021	2020
Ty Benefield	S	Jr.	24	29	10	14	5	-	-	-
Jeremiah Earby	CB	Sr.	24	24	10	14	-	-	-	-
Braxton Fely	DT	Sr.	11	36	10	12	14	0	-	-
Derek Ganter Jr.	S	R-So.	0	2	2	-	-	-	-	-
David Latu	DL	R-Jr.	0	3	3	-	-	-	-	-
Michael Madrie	DL	R-So.	0	1	1	0	0	-	-	-
Chase Martin	LB	Jr.	0	2	-	0	2	-	-	-
A'Marion McCoy	CB	5th	26	31	10	14	7	-	-	-
Jaden Mickey	CB	R-Jr.	5	7	7	-	-	-	-	-
Marco Notarainni	LB	R-Sr.	10	19	10	4	5	0	0	-
Boen Phelps	LB	R-So.	4	5	5	0	0	-	-	-
Jake Ripp	LB	R-Jr.	0	6	6	0	0	0	-	-
Lopez Sanusi	DL	R-Fr.	0	2	2	0	-	-	-	-
Max Stege	DE	Jr.	10	10	10	0	0	-	-	-
Jayden Virgin-Morgan	EDGE	R-Jr.	26	30	10	14	6	0	-	-
Dion Washington	DL	R-Sr.	2	4	4	-	-	-	-	-
Zion Washington	S	R-Sr.	1	24	8	13	3	0	0	-

## OFFENSE

Player	2025	2024	2023	2022	2021	CAREER
Kaden Anderson	3	-	-	-	-	3
Cameron Bates	10	12	-	-	-	22
Mitch Bothwell	1	2	-	-	-	3
Quinton Brown	10	-	-	-	-	10
Latrell Caples	10	13	-	14	6	43
Roger Carreon	10	6	14	1	-	31
Kage Casey	10	14	14	5	-	43
Kyle Cox	6	13	-	-	-	19
Max Cutforth	8	1	-	-	-	9
Ben Ford	7	11	-	2	-	20
Sire Gaines	10	3	-	-	-	13
Troy Grizzle	9	-	-	-	-	9
Zach Holmes	10	13	-	-	-	23
AJ Jones	2	-	-	-	-	2
Tyler Keinath	8	10	-	-	-	18
Seth Knothe	6	10	2	-	-	18
Matt Lauter	9	14	13	14	-	50
Maddux Madsen	9	14	9	1	-	33
AJ Maes	1	-	-	-	-	1
Chris Marshall	8	4	-	-	-	12
Daylon Metoyer	10	6	-	-	-	16
Chase Penry	10	13	4	-	-	27
Mason Randolph	10	4	11	10	-	35
Carson Rasmussen	10	13	-	-	-	23
Dylan Riley	10	11	-	-	-	21
Hall Schmidt	2	12	-	-	-	14
Malik Sherrod	10	-	-	-	-	10
Jake Steele	10	9	-	-	-	19
Jason Steele	9	6	3	-	-	18
JJ Talo	9	-	-	-	-	9
Stewart Taufa	1	-	-	-	-	1
Austin Terry	9	10	10	-	-	29
Luke Voorhees	10	14	11	-	-	35
Matt Wagner	10	13	5	-	-	28
Demetric Whitlock Jr.	8	-	-	-	-	8
Qumonte Williams Jr.	10	-	-	-	-	10

## DEFENSE

Player	2025	2024	2023	2022	2021	CAREER
Josiah Alanis	3	-	-	-	-	3
Travis Anderson	10	4	-	-	-	14
Ty Benefield	10	14	13	-	-	37
Bol Bol	6	-	-	-	-	6
Markell Bowens	2	-	-	-	-	2
Syncere Brackett-Lambey	8	-	-	-	-	8
Samuel Brooks	7	-	-	-	-	7
Roman Caywood	9	-	-	-	-	9
Arthur de Boachie	8	-	-	-	-	8
Jeremiah Earby	10	14	-	-	-	24
Braxton Fely	10	14	14	14	-	52
Demetrius Freney	8	-	-	-	-	8
Derek Ganter Jr.	10	-	-	-	-	10
Spencer Gieg	-	2	-	-	-	2
Franklyn Johnson Jr.	9	2	2	-	-	13
Sterling Lane II	5	-	-	-	-	5
David Latu	8	-	-	-	-	8
Michael Madrie	10	7	-	-	-	17
Keanu Mailoto	9	-	-	-	-	9
Chase Martin	3	13	14	-	-	30
Clay Martineau	3	14	-	-	-	17
A'Marion McCoy	10	14	14	-	-	38
Jaden Mickey	9	-	-	-	-	9
Cole Miller	10	13	-	-	-	23
Marco Notarainni	10	14	8	2	1	35
Boen Phelps	10	14	1	-	-	25
Jake Ripp	10	14	13	-	-	37
Lopez Sanusi	9	2	-	-	-	11
Sherrod Smith	8	-	-	-	-	8
Max Stege	10	14	9	-	-	33
Trey Tolmaire	2	-	-	-	-	2
Mana Tuioti	10	-	-	-	-	10
Jayden Virgin-Morgan	10	14	14	3	-	41
Dion Washington	10	-	-	-	-	10
Zion Washington	8	14	14	10	2	48
Jaylen Webb	2	-	-	-	-	2
Malakai Williams	9	-	-	-	-	9

## SPECIAL TEAMS

Player	2025	2024	2023	2022	2021	CAREER
Colton Boomer	10	-	-	-	-	10
Oscar Doyle	10	-	-	-	-	10
Mason Hutton	10	14	14	14	-	52
Canaan Moore	1	-	-	-	-	1
Jarrett Reeser	2	7	-	-	-	9



# 2025 STARTING STATS

## 2025 STARTS BY POSITION

S		S											
Ty Benefield	10	Zion Washington	8										
		Derek Ganter Jr.	2										
LB		LB		N/LB									
Marco Notarainni	10	Jake Ripp	6	Jaden Mickey (N)	7								
				Boen Phelps (LB)	5								
				Davon Banks (N)	2								
CB		EDGE		DL		DL		DE		CB			
A'Marion McCoy	10	Jayden Virgin-Morgan	10	Braxton Fely	10	Dion Washington	4	Max Stege	10	Jeremiah Earby	10		
						David Latu	3						
						Lopez Sanusi	2						
						Michael Madrie	1						
WR		LT		LG		C		RG		RT		WR	
Cameron Bates	6	Kage Casey	10	Jason Steele	9	Mason Randolph	8	Roger Carreon	9	Daylon Metoyer	10	Latrell Caples	6
Ben Ford	5			Mason Randolph	1	Zach Holmes	2	Mason Randolph	1			Chris Marshall	5
TE/WR		QB		RB		TE							
Matt Wagner (TE)	6	Maddux Madsen	9	Dylan Riley	6	Matt Lauter	6						
Chase Penry (WR)	4	Max Cuforth	1	Malik Sherrod	3	Austin Terry	1						
Quinton Brown (WR)	1			Sire Gaines	2								

## OFFENSIVE GAME-BY-GAME STARTERS

Opponent	QB	RB	RB/TE	WR	WR	TE/WR	LT	LG	C	RG	RT
at South Florida	Madsen	Sherrod	Lauter (TE)	Ford	Marshall	Wagner (TE)	Casey	Jas. Steele	Randolph	Carreon	Metoyer
Eastern Washington	Madsen	Gaines	Lauter (TE)	Bates	Marshall	Brown (WR)	Casey	Jas. Steele	Randolph	Carreon	Metoyer
at Air Force*	Madsen	Sherrod	Lauter (TE)	Bates	Caples	Wagner (TE)	Casey	Jas. Steele	Randolph	Carreon	Metoyer
App State	Madsen	Riley	Lauter (TE)	Ford	Caples	Marshall (WR)	Casey	Jas. Steele	Randolph	Carreon	Metoyer
at #21/21 Notre Dame	Madsen	Gaines	Terry (TE)	Ford	Marshall	Wagner (TE)	Casey	Jas. Steele	Holmes	Randolph	Metoyer
New Mexico*	Madsen	Riley	Sherrod (RB)	Bates	Ford	Penry (WR)	Casey	Jas. Steele	Randolph	Carreon	Metoyer
UNLV*	Madsen	Riley	Wagner (TE)	Caples	Ford	Marshall (WR)	Casey	Jas. Steele	Randolph	Carreon	Metoyer
at Nevada*	Madsen	Riley	Lauter (TE)	Bates	Caples	Penry (WR)	Casey	Jas. Steele	Randolph	Carreon	Metoyer
Fresno State*	Madsen	Riley	Wagner (TE)	Bates	Caples	Penry (WR)	Casey	Jas. Steele	Randolph	Carreon	Metoyer
at San Diego State*	Cutforth	Riley	Wagner (TE)	Bates	Caples	Penry (WR)	Casey	Randolph	Holmes	Carreon	Metoyer
Colorado State*											
at Utah State*											

## DEFENSIVE GAME-BY-GAME STARTERS

Opponent	DE	DL	DL	EDGE	LB	LB	N/LB	CB	S	S	CB
at South Florida	Stege	Fely	Latu	Virgin-Morgan	Notarainni	Ripp	Banks (N)	Earby	Benefield	Z. Washington	McCoy
Eastern Washington	Stege	Fely	Latu	Virgin-Morgan	Notarainni	Ripp	Mickey (N)	Earby	Benefield	Z. Washington	McCoy
at Air Force*	Stege	Fely	Latu	Virgin-Morgan	Notarainni	Ripp	Phelps (LB)	Earby	Benefield	Z. Washington	McCoy
App State	Stege	Fely	Madrie	Virgin-Morgan	Notarainni	Ripp	Mickey (N)	Earby	Benefield	Z. Washington	McCoy
at #21/21 Notre Dame	Stege	Fely	D. Washington	Virgin-Morgan	Notarainni	Ripp	Banks (N)	Earby	Benefield	Z. Washington	McCoy
New Mexico*	Stege	Fely	D. Washington	Virgin-Morgan	Notarainni	Ripp	Mickey (N)	Earby	Benefield	Z. Washington	McCoy
UNLV*	Stege	Fely	Sanusi	Virgin-Morgan	Notarainni	Phelps	Mickey (N)	Earby	Benefield	Z. Washington	McCoy
at Nevada*	Stege	Fely	Sanusi	Virgin-Morgan	Notarainni	Phelps	Mickey (N)	Earby	Benefield	Ganter Jr.	McCoy
Fresno State*	Stege	Fely	D. Washington	Virgin-Morgan	Notarainni	Phelps	Mickey (N)	Earby	Benefield	Ganter Jr.	McCoy
at San Diego State*	Stege	Fely	D. Washington	Virgin-Morgan	Notarainni	Phelps	Mickey (N)	Earby	Benefield	Z. Washington	McCoy
Colorado State*											
at Utah State*											





## TEAM STATISTICS

	BOISE	OPP
<b>Scoring</b>	<b>296</b>	<b>233</b>
Points per game	29.6	23.3
Points Off Turnovers	49	10
<b>First Downs</b>	<b>213</b>	<b>155</b>
Rushing	90	77
Passing	103	57
Penalty	20	21
<b>Rushing Yardage</b>	<b>1,828</b>	<b>1,688</b>
Yards gained rushing	2,056	1,868
Yards lost rushing	228	180
Rushing attempts	391	354
Average per rush	4.7	4.8
Average per game	182.8	168.8
TDs Rushing	20	18
<b>Passing Yardage</b>	<b>2,292</b>	<b>1,528</b>
Comp-Att-Int	186-314-9	143-255-11
Average per pass	7.3	6.0
Average per catch	12.3	10.7
Average per game	229.2	152.8
TDs Passing	17	10
<b>Total offense</b>	<b>4,120</b>	<b>3,216</b>
Total plays	705	609
Average per play	5.8	5.3
Average per game	412.0	321.6
<b>Kick returns: #-Yards</b>	<b>14-233</b>	<b>8-222</b>
<b>Punt returns: #-Yards</b>	<b>9-32</b>	<b>10-72</b>
<b>Int returns: #-Yards</b>	<b>11-171</b>	<b>9-32</b>
<b>Kick return average</b>	<b>16.6</b>	<b>27.8</b>
<b>Punt return average</b>	<b>3.6</b>	<b>7.2</b>
<b>Int return average</b>	<b>15.5</b>	<b>3.6</b>
<b>Fumbles-Lost</b>	<b>16-5</b>	<b>9-5</b>
<b>Penalties-Yards</b>	<b>72-622</b>	<b>74-602</b>
Average per game	62.2	60.2
<b>Punts-Yards</b>	<b>40-1,755</b>	<b>51-2,192</b>
Average per punt	43.9	43.0
Net punt average	40.6	40.6
<b>Kickoffs-Yards</b>	<b>56-3,627</b>	<b>47-2,908</b>
Average per kick	64.8	61.9
Net kick average	39.4	39.1
<b>Time of possession / game</b>	<b>32:37</b>	<b>27:23</b>
<b>3rd-down conversion</b>	<b>64/147</b>	<b>45/132</b>
3rd-down pct	44%	34%
<b>4th-down conversion</b>	<b>16/28</b>	<b>8/17</b>
4th-down pct	57%	47%
<b>Sacks by-Yards</b>	<b>18-108</b>	<b>18-138</b>
<b>Misc Yards</b>	<b>0</b>	<b>0</b>
<b>Touchdowns scored</b>	<b>40</b>	<b>29</b>
<b>Field goals - attempts</b>	<b>6-10</b>	<b>10-10</b>
<b>On-Side kicks</b>	<b>0-0</b>	<b>0-3</b>
<b>Red-zone scores</b>	<b>(28-34) 82%</b>	<b>(31-34) 91%</b>
<b>Red-zone touchdowns</b>	<b>(24-34) 71%</b>	<b>(25-34) 74%</b>
<b>PAT-attempts</b>	<b>(38-39) 97%</b>	<b>(25-26) 96%</b>
<b>2-point conversion-attempts</b>	<b>(0-1) 0%</b>	<b>(2-3) 67%</b>
<b>Attendance</b>	<b>164m526</b>	<b>183,605</b>
Games / Avg per game	5/32,905	5/36,721
Neutral site games	-	0/0

## SCORE BY QUARTERS

	1st	2nd	3rd	4th	OT	Total
<b>Boise St.</b>	<b>79</b>	<b>79</b>	<b>61</b>	<b>77</b>	<b>0</b>	<b>296</b>
<b>Opponents</b>	<b>26</b>	<b>91</b>	<b>55</b>	<b>61</b>	<b>0</b>	<b>233</b>

## GAME RECORDS

Record	Overall	Home	Away	Neutral
ALL GAMES	6-4	4-1	2-3	0-0
CONFERENCE	4-2	2-1	2-1	0-0
NON-CONFERENCE	2-2	2-0	0-2	0-0

## RESULTS

Date	Opponent	W/L	Score	Att.
8/28/2025	at South Fla.	L	7-34	34,707
9/05/2025	Eastern Wash.	W	51-14	32,887
9/20/2025	at Air Force	W	49-37	24,046
9/27/2025	App State	W	47-14	32,904
10/5/2025	at Notre Dame	L	7-28	77,622
10/12/2025	New Mexico	W	41-25	32,982
10/19/2025	UNLV	W	56-31	32,927
10/24/2025	at Nevada	W	24-3	18,029
11/1/2025	Fresno St.	L	7-30	32,826
11/15/2025	at San Diego St.	L	7-17	29,201

## RUSHING

Player	GP	Att	Gain	Loss	Net	Avg	TD	Lg	Avg/G
Dylan Riley	10	125	842	18	824	6.6	8	77	82.4
Sire Gaines	10	112	566	15	551	4.9	5	46	55.1
Malik Sherrod	10	68	349	26	323	4.8	2	44	32.3
Cameron Bates	10	5	75	0	75	15.0	2	35	7.5
Maddux Madsen	9	50	181	111	70	1.4	3	25	7.8
Seth Knothe	6	7	26	0	26	3.7	0	5	4.3
Jambres Dubar	4	3	12	0	12	4.0	0	7	3.0
Max Cutforth	8	9	5	43	-38	-4.2	0	3	-4.8
Team	10	12	0	15	-15	-1.3	0	0	-1.5
<b>Total</b>	<b>10</b>	<b>391</b>	<b>2,056</b>	<b>228</b>	<b>1,828</b>	<b>4.7</b>	<b>20</b>	<b>77</b>	<b>182.8</b>
<b>Opponents</b>	<b>10</b>	<b>354</b>	<b>1,868</b>	<b>180</b>	<b>1,688</b>	<b>4.8</b>	<b>18</b>	<b>64</b>	<b>168.8</b>

## PASSING

Player	GP	Effic	C-A-I	Pct	Yds	TD	Lg	Avg/G
Maddux Madsen	9	139.2	152-255-7	59.6	1,994	15	75	221.6
Max Cutforth	8	95.7	32-57-2	56.1	277	1	19	34.6
Oscar Doyle	10	353.2	2-2-0	100.0	21	1	11	2.1
<b>Total</b>	<b>10</b>	<b>132.7</b>	<b>186-314-9</b>	<b>59.2</b>	<b>2,292</b>	<b>17</b>	<b>75</b>	<b>229.2</b>
<b>Opponents</b>	<b>10</b>	<b>110.7</b>	<b>143-255-11</b>	<b>56.1</b>	<b>1,528</b>	<b>10</b>	<b>74</b>	<b>152.8</b>

## RECEIVING

Player	G	No.	Yds	Avg	TD	Lg	Avg/G
Latrell Caples	10	33	393	11.9	3	34	39.3
Matt Lauter	9	24	232	9.7	1	20	25.8
Chris Marshall	8	24	467	19.5	2	46	58.4
Ben Ford	7	21	325	15.5	5	60	46.4
Malik Sherrod	10	18	128	7.1	1	24	12.8
Chase Penry	10	15	167	11.1	1	19	16.7
Matt Wagner	10	14	138	9.9	0	28	13.8
Cameron Bates	10	10	167	16.7	0	37	16.7
Dylan Riley	10	10	126	12.6	1	75	12.6
Sire Gaines	10	9	55	6.1	1	20	5.5
Quinton Brown	10	4	51	12.8	1	29	5.1
Demetric Whitlock Jr.	8	2	26	13.0	0	14	3.3
Luke Voorhees	10	1	7	7.0	0	7	0.7
Troy Grizzle	9	1	10	10.0	1	10	1.1
<b>Total</b>	<b>10</b>	<b>186</b>	<b>2,292</b>	<b>12.3</b>	<b>17</b>	<b>75</b>	<b>229.2</b>
<b>Opponents</b>	<b>10</b>	<b>143</b>	<b>1,528</b>	<b>10.7</b>	<b>10</b>	<b>74</b>	<b>152.8</b>

## PUNT RETURNS

Player	No.	Yds	Avg	TD	Long
Malik Sherrod	9	32	3.6	0	16
<b>Total</b>	<b>9</b>	<b>32</b>	<b>3.6</b>	<b>0</b>	<b>16</b>
<b>Opponents</b>	<b>10</b>	<b>72</b>	<b>7.2</b>	<b>0</b>	<b>45</b>

## KICK RETURNS

Player	No.	Yds	Avg	TD	Long
Malik Sherrod	11	227	20.6	0	40
Luke Voorhees	2	6	3.0	0	6
<b>Total</b>	<b>14</b>	<b>233</b>	<b>16.6</b>	<b>0</b>	<b>40</b>
<b>Opponents</b>	<b>8</b>	<b>222</b>	<b>27.8</b>	<b>1</b>	<b>100</b>

## KICKOFFS

Player	No.	Yds	Avg	TB	OB	Retn	Net	YdLn
Colton Boomer	53	3,435	64.8	46	0			
Jarrett Reeser	3	192	64.0	2	0			
<b>Total</b>	<b>56</b>	<b>3,627</b>	<b>64.8</b>	<b>48</b>	<b>0</b>	<b>8</b>	<b>39.4</b>	<b>25</b>
<b>Opponents</b>	<b>47</b>	<b>2,908</b>	<b>61.9</b>	<b>30</b>	<b>1</b>	<b>12</b>	<b>39.1</b>	<b>25</b>

## PUNTING

Player	No.	Yds	Avg	Lg	TB	FC	i20	50+	Blk
Oscar Doyle	40	1755	43.9	59	3	21	12	6	0
<b>Total</b>	<b>40</b>	<b>1755</b>	<b>43.9</b>	<b>59</b>	<b>3</b>	<b>21</b>	<b>12</b>	<b>6</b>	<b>0</b>
<b>Opponents</b>	<b>51</b>	<b>2192</b>	<b>43.0</b>	<b>62</b>	<b>5</b>	<b>21</b>	<b>14</b>	<b>12</b>	<b>0</b>

## INTERCEPTIONS

Player	No.	Yds	Avg	TD	Long
A'Marion McCoy	4	82	20.5	2	60
Jeremiah Earby	2	0	0.0	0	0
Ty Benefield	2	37	18.5	0	23
Boen Phelps	1	33	33.0	1	33
Trey Tolmaire	1	21	21.0	0	21
Sherrod Smith	1	-2	-2.0	0	0
<b>Total</b>	<b>11</b>	<b>171</b>	<b>15.5</b>	<b>3</b>	<b>60</b>
<b>Opponents</b>	<b>9</b>	<b>32</b>	<b>3.6</b>	<b>0</b>	<b>24</b>

## FUMBLE RETURNS

Player	No.	Yds	Avg	TD	Long
Mana Tuioti	2	0	0.0	0	0
Marco Notarainni	1	0	0.0	0	0
Jaden Mickey	1	0	0.0	0	0
Boen Phelps	1	0	0.0	0	0
<b>Total</b>	<b>5</b>	<b>0</b>	<b>0.0</b>	<b>0</b>	<b>0</b>
<b>Opponents</b>	<b>5</b>	<b>22</b>	<b>4.4</b>	<b>0</b>	<b>22</b>

## SCORING

Player	TD	FGs	PAT			DXP	Saf	Pts
			Kick	Rsh	Rcv			
Dylan Riley	9	-	-	-	-	-	-	54
Colton Boomer	-	5-8	34-35	-	-	-	-	49
Sire Gaines	6	-	-	-	-	-	-	36
Ben Ford	5	-	-	-	-	-	-	30
Malik Sherrod	3	-	-	-	-	-	-	18
Latrell Caples	3	-	-	-	-	-	-	18
Maddux Madsen	3	-	-	-	-	-	-	18
Chris Marshall	2	-	-	-	-	-	-	12
A'Marion McCoy	2	-	-	-	-	-	-	12
Cameron Bates	2	-	-	-	-	-	-	12
Canaan Moore	-	1-2	4-4	-	-	-	-	7
Matt Lauter	1	-	-	-	-	-	-	6
Chase Penry	1	-	-	-	-	-	-	6
Boen Phelps	1	-	-	-	-	-	-	6
Troy Grizzle	1	-	-	-	-	-	-	6
Quinton Brown	1	-	-	-	-	-	-	6
<b>Total</b>	<b>40</b>	<b>6-10</b>	<b>38-39</b>	<b>0</b>	<b>0</b>	<b>0</b>	<b>0</b>	<b>296</b>
<b>Opponents</b>	<b>29</b>	<b>10-10</b>	<b>25-26</b>	<b>1</b>	<b>1</b>	<b>1</b>	<b>0</b>	<b>233</b>

## TOTAL OFFENSE

Player	g	plays	rush	pass	total	avg/g
Maddux Madsen	9	305	70	1,994	2,064	229.3
Dylan Riley	10	125	824	0	824	82.4
Sire Gaines	10	112	551	0	551	55.1
Malik Sherrod	10	68	323	0	323	32.3
Max Cutforth	8	66	-38	277	239	29.9
Cameron Bates	10	5	75	0	75	7.5
Seth Knothe	6	7	26	0	26	4.3
Oscar Doyle	10	2	0	21	21	2.1
Jambres Dubar	4	3	12	0	12	3.0
<b>Total</b>	<b>10</b>	<b>705</b>	<b>1,828</b>	<b>2,292</b>	<b>4,120</b>	<b>412.0</b>
<b>Opponents</b>	<b>10</b>	<b>609</b>	<b>1,688</b>	<b>1,528</b>	<b>3,216</b>	<b>321.6</b>



# 2025 INDIVIDUAL STATISTICS

## FIELD GOALS

Player	fg	pct.	01-19	20-29	30-39	40-49	50-99	lg	blk
Colton Boomer	5-8	62.5	0-0	3-3	0-0	1-4	1-1	50	1
Canaan Moore	1-2	50.0	0-0	0-1	1-1	0-0	0-0	35	0
<b>Opponents</b>	<b>10-10</b>	<b>100.0</b>	<b>0-0</b>	<b>2-2</b>	<b>4-4</b>	<b>3-3</b>	<b>1-1</b>	<b>52</b>	<b>0</b>

## FIELD GOAL SEQUENCE

Numbers in (parentheses) indicate field goal was made.

Game	Boise State	Opponents
South Fla.		(52),(33)
Eastern Wash.	46,(35),24	
Air Force		(25)
App State	(25),(40)	
#21/21 Notre Dame		
New Mexico	(24),(50)	(29)
UNLV		(38)
Nevada	(21)	(40)
Fresno St.	45	(36),(43),(33)
San Diego St.	41	(47)

Numbers in (parentheses) indicate field goal was made

## ALL-PURPOSE

Player	G	Rush	Rcv	PR	KR	IR	Total	Avg/G
Dylan Riley	10	824	126	0	0	0	950	95.0
Malik Sherrod	10	323	128	32	227	0	710	71.0
Sire Gaines	10	551	55	0	0	0	606	60.6
Chris Marshall	8	0	467	0	0	0	467	58.4
Latrell Caples	10	0	393	0	0	0	393	39.3
Ben Ford	7	0	325	0	0	0	325	46.4
Cameron Bates	10	75	167	0	0	0	242	24.2
Matt Lauter	9	0	232	0	0	0	232	25.8
Chase Penry	10	0	167	0	0	0	167	16.7
Matt Wagner	10	0	138	0	0	0	138	13.8
A'Marion McCoy	10	0	0	0	0	82	82	8.2
Maddux Madsen	9	70	0	0	0	0	70	7.8
Quinton Brown	10	0	51	0	0	0	51	5.1
Ty Benefield	10	0	0	0	0	37	37	3.7
Boen Phelps	10	0	0	0	0	33	33	3.3
Seth Knothe	6	26	0	0	0	0	26	4.3
Demetric Whitlock Jr.	8	0	26	0	0	0	26	3.3
Trey Tolmaire	2	0	0	0	0	21	21	10.5
Luke Voorhees	10	0	7	0	6	0	13	1.3
Jambres Dubar	4	12	0	0	0	0	12	3.0
Troy Grizzle	9	0	10	0	0	0	10	1.1
Sherrod Smith	8	0	0	0	0	-2	-2	-0.3
Max Cutforth	8	-38	0	0	0	0	-38	-4.8
Team	10	-15	0	0	0	0	-15	-1.5
<b>Total</b>	<b>10</b>	<b>1,828</b>	<b>2,292</b>	<b>32</b>	<b>233</b>	<b>171</b>	<b>4,556</b>	<b>455.6</b>
<b>Opponents</b>	<b>10</b>	<b>1,688</b>	<b>1,528</b>	<b>72</b>	<b>222</b>	<b>32</b>	<b>3,542</b>	<b>354.2</b>



## DEFENSIVE LEADERS

No.	Name	GP	Tackles				Sacks No-Yards	Int-Yds	Pass Defense		Fumbles		Blkd	
			Solo	Ast	Total	TFL/Yds			BrUp	QBH	Rcv-Yds	FF	Kick	Saf
0	Ty Benefield	10	52	27	79	7.5-21	.	2-37	2	.	.	1	.	.
53	Marco Notarainni	10	37	21	58	4-16	1.5-12	.	1	6	1-0	.	.	.
6	Jeremiah Earby	10	34	14	48	1.5-5	0.5-4	2-0	6	.	.	.	.	.
41	Boen Phelps	10	29	15	44	1-1	.	1-33	.	2	1-0	.	.	.
5	Jayden Virgin-Morgan	10	18	25	43	7-26	3-17	.	.	7	.	2	.	.
21	Zion Washington	8	26	16	42	1.5-2	.	.	1	.	.	.	.	.
43	Jake Ripp	10	20	20	40	3-9	.	.	.	3	.	.	.	.
7	A'Marion McCoy	10	16	11	27	2.5-7	.	4-82	3	.	.	.	.	.
10	Derek Ganter Jr.	10	15	8	23	.	.	.	.	.	.	.	.	.
20	Jaden Mickey	9	18	5	23	6-27	1-12	.	4	1	1-0	1	.	.
90	Braxton Fely	10	5	13	18	5.5-39	5-38	.	.	2	.	.	1	.
95	Max Stege	10	6	9	15	2-6	0.5-3	.	.	4	.	.	.	.
19	Dion Washington	10	5	9	14	2.5-3	1-1	.	.	.	.	.	.	.
96	Lopez Sanusi	9	6	5	11	1-5	1-5	.	.	.	.	.	.	.
4	Davon Banks	6	5	5	10	1.5-5	.	.	1	1	.	.	.	.
15	Malakai Williams	9	5	5	10	4-11	2.5-9	.	.	6	.	1	.	.
99	Michael Madrie	10	6	3	9	0.5-2	.	.	.	.	.	.	.	.
92	David Latu	8	4	5	9	3-8	1-6	.	.	.	.	.	.	.
16	Franklyn Johnson Jr.	9	5	3	8	.	.	.	.	.	.	.	.	.
18	Samuel Brooks	7	5	2	7	.	.	.	.	.	.	.	.	.
55	Mana Tuioti	10	1	3	4	.	.	.	1	.	2-0	.	.	.
14	Demetrius Freeney	8	4	.	4	.	.	.	.	.	.	1	.	.
38	Travis Anderson	10	3	1	4	.	.	.	1	.	.	.	.	.
94	Keanu Mailoto	9	.	3	3	.	.	.	1	.	.	.	.	.
51	Roman Caywood	9	3	.	3	.	.	.	1	.	.	.	.	.
24	Dylan Riley	10	3	.	3	.	.	.	.	.	.	.	.	.
80	Cameron Bates	10	1	1	2	.	.	.	.	.	.	.	.	.
29	Arthur de Boachie	8	1	1	2	.	.	.	.	.	.	.	.	.
44	Syncere Brackett-Lambey	8	.	2	2	0.5-0	.	.	.	.	.	.	.	.
13	Sterling Lane II	5	2	.	2	1-1	1-1	.	.	1	.	.	.	.
17	Clay Martineau	3	.	1	1	0.5-1	.	.	.	.	.	.	.	.
96	Luke Voorhees	10	.	1	1	.	.	.	.	.	.	.	.	.
23	Sherrod Smith	8	1	.	1	.	.	1--2	1	.	.	.	.	.
62	Roger Carreon	10	1	.	1	.	.	.	.	.	.	.	.	.
31	Cole Miller	10	1	.	1	.	.	.	1	.	.	.	.	.
35	Trey Tolmaire	2	.	.	.	.	.	1-21	.	.	.	.	.	.
<b>Totals</b>		<b>10</b>	<b>338</b>	<b>234</b>	<b>572</b>	<b>56-195</b>	<b>18-108</b>	<b>11-171</b>	<b>24</b>	<b>33</b>	<b>5-0</b>	<b>6</b>	<b>1</b>	<b>0</b>
<b>Opponents</b>		<b>10</b>	<b>366</b>	<b>314</b>	<b>680</b>	<b>57-207</b>	<b>18-138</b>	<b>9-32</b>	<b>37</b>	<b>20</b>	<b>5-22</b>	<b>7</b>	<b>2</b>	<b>0</b>





# 2025 SCORING DRIVE BREAKDOWN

## SCORING DRIVES

<b>Aug. 28 vs. South Florida</b>					
#5 C.Marshall 6 yd pass from #4 M.Madsen	Qtr	Time	Plays	Yards	Elapsed
	1	1:10	9	38	4:35
<b>Sept. 5 vs. Eastern Washington</b>					
#8 M.Sherrod 20 yd rush	Qtr	Time	Plays	Yards	Elapsed
	1	13:50	3	75	1:10
#26 S.Gaines 8 yd rush	1	10:01	6	41	2:03
#82 B.Ford 60 yd pass from #4 M.Madsen	1	2:49	1	60	0:08
#4 M.Madsen 11 yd rush	2	6:26	5	80	2:19
#48 C.Moore 35 yd FG	2	0:50	5	31	0:53
#80 C.Bates 20 yd rush	3	4:55	9	65	4:53
#82 B.Ford 6 yd pass from #4 M.Madsen	4	11:56	12	90	6:02
#24 D.Riley 77 yd rush	4	3:54	3	75	1:36
<b>Sept. 20 at Air Force</b>					
#24 D.Riley 4 yd rush	Qtr	Time	Plays	Yards	Elapsed
	1	7:09	9	75	4:45
#24 D.Riley 34 yd rush	1	2:38	5	68	1:55
#85 M.Lauter 3 yd pass from #4 M.Madsen	2	10:25	10	52	4:32
#8 M.Sherrod 40 yd rush	3	11:51	4	75	2:01
#24 D.Riley 75 yd pass from #4 M.Madsen	3	0:58	1	75	0:12
#24 D.Riley 8 yd rush	4	4:26	8	75	4:26
#24 D.Riley 43 yd rush	4	0:16	3	50	0:16
<b>Sept. 27 vs. App State</b>					
#3 L.Caples 10 yd pass from #4 M.Madsen	Qtr	Time	Plays	Yards	Elapsed
	1	9:49	10	75	5:11
#7 A.McCoy 26 yd interception return	1	1:49	-	-	-
#82 B.Ford 14 yd pass from #4 M. Madsen	2	7:07	10	80	5:53
#35 C.Boomer 25 yd FG	2	0:05	9	62	1:11
#35 C.Boomer 40 yd FG	3	5:59	11	58	4:35
#25 Q.Brown 29 yd pass from #4 M.Madsen	3	1:24	7	58	3:07
#3 L.Caples 34 yd pass from #4 M.Madsen	4	10:47	8	69	4:07
#41 B.Phelps 33 yd interception return	4	10:21	-	-	-
<b>Oct. 4 at #21/21 Notre Dame</b>					
#4 M. Madsen 1 yd rush	Qtr	Time	Plays	Yards	Elapsed
	2	4:03	10	72	5:24
<b>Oct. 11 vs. New Mexico</b>					
#35 C.Boomer 24 yd FG	Qtr	Time	Plays	Yards	Elapsed
	1	11:19	8	12	3:29
#26 S.Gaines 2 yd rush	1	0:00	13	74	6:37
#82 B.Ford 6 yd pass from #4 M.Madsen	2	3:20	14	75	7:10
#35 C.Boomer 50 yd FG	3	9:22	11	43	5:38
#26 S.Gaines 4 yd rush	4	14:22	9	75	4:59
#45 T.Grizzle 10 yd pass from #37 O.Doyle	4	7:31	9	46	4:18
#82 B.Ford 25 yd pass from #4 M.Madsen	4	5:14	4	33	1:36
<b>Oct. 18 vs. UNLV</b>					
#26 S. Gaines 2 yd rush	Qtr	Time	Plays	Yards	Elapsed
	1	11:26	6	60	2:13
#80 C.Bates 35 yd rush	1	1:14	4	75	1:56
#3 L.Caples 7 yd pass from #4 M.Madsen	2	7:40	4	76	1:47
#24 D.Riley 49 yd rush	2	4:24	2	75	0:45
#26 S.Gaines 20 yd pass from #4 M.Madsen	3	9:38	3	68	1:04
#5 C.Marshall 32 yd pass from #4 M.Madesn	3	2:21	6	88	3:27
#7 A.McCoy 60 yd interception return	3	0:54	-	-	-
#8 M.Sherrod 21 yd pass from #4 M.Madsen	4	5:11	12	82	7:52
<b>Oct. 24 at Nevada</b>					
#35 C.Boomer 21 yd FG	Qtr	Time	Plays	Yards	Elapsed
	2	13:13	13	73	3:50
#26 S.Gaines 1 yd rush	2	1:35	13	94	5:53
#4 M.Madsen 1 yd rush	3	1:41	4	6	2:08
#24 D.Riley 1 yd rush	4	3:09	15	80	8:18
<b>Nov. 1 vs. Fresno State</b>					
#13 C. Penry 10 yd pass from #14 M. Cutforth	Qtr	Time	Plays	Yards	Elapsed
	2	2:07	12	50	6:17
<b>Nov. 15 at San Diego State</b>					
#24 D.Riley 9 yd rush (#35 C.Boomer kick)	Qtr	Time	Plays	Yards	Elapsed
	2	5:29	14	75	7:46

## SCORING DRIVE ANALYSIS

	Boise State		Opponent	
	TD	FG	TD	FG
Negative yards	-	-	-	1
0-9 yards	1	-	-	-
10-19 yards	-	1	1	-
20-29 yards	-	-	1	1
30-39 yards	2	1	-	2
40-49 yards	2	1	4	-
50-59 yards	3	1	3	2
60-69 yards	6	1	2	-
70-79 yards	16	1	7	-
80-89 yards	5	-	3	-
90-99 yards	2	-	-	-
Return/Recovery	-	-	-	-
Safety	-	-	-	-

## FEWEST PLAYS

Plays	Date	Opponent	Plays	Yds	TOP	Result
1	Sept. 5	Eastern Washington	1	60	0:08	Touchdown
1	Sept. 20	at Air Force	1	75	0:12	Touchdown
2	Oct. 18	UNLV	2	75	0:45	Touchdown
3	Sept. 5	Eastern Washington	3	75	1:10	Touchdown
3	Sept. 5	Eastern Washington	3	75	1:36	Touchdown
3	Sept. 20	at Air Force	3	50	0:16	Touchdown
3	Oct. 18	UNLV	3	68	1:04	Touchdown
4	Sept. 20	at Air Force	4	75	2:01	Touchdown
4	Oct. 11	New Mexico	4	33	1:36	Touchdown
4	Oct. 18	UNLV	4	75	1:56	Touchdown
4	Oct. 18	UNLV	4	76	1:47	Touchdown
4	Oct. 24	at Nevada	4	6	2:08	Touchdown

## MOST PLAYS

Plays	Date	Opponent	Plays	Yds	TOP	Result
15	Oct. 24	at Nevada	15	80	8:18	Touchdown
14	Oct. 11	New Mexico	14	75	7:10	Touchdown
14	Nov. 15	at San Diego State	14	75	7:46	Touchdown
13	Oct. 11	New Mexico	13	74	6:37	Touchdown
13	Oct. 24	at Nevada	13	94	5:53	Touchdown
13	Oct. 24	at Nevada	13	73	3:50	Touchdown
12	Sept. 5	Eastern Washington	12	90	6:02	Touchdown
12	Oct. 18	UNLV	12	82	7:52	Touchdown
12	Nov. 1	Fresno State	12	50	6:17	Touchdown
11	Sept. 27	App State	11	58	4:35	Field Goal
11	Oct. 11	New Mexico	11	43	5:38	Field Goal

## FEWEST YARDS

Yds	Date	Opponent	Plays	Yds	TOP	Result
6	Oct. 24	at Nevada	4	6	2:08	Touchdown
12	Oct. 11	New Mexico	8	12	3:29	Field Goal
31	Sept. 5	Eastern Washington	5	31	0:53	Field Goal
33	Oct. 11	New Mexico	4	33	1:36	Touchdown
38	Aug. 28	at USF	9	38	4:35	Touchdown
41	Sept. 5	Eastern Washington	6	41	2:03	Touchdown
43	Oct. 11	New Mexico	11	43	5:38	Field Goal
46	Oct. 11	New Mexico	9	46	4:18	Touchdown
50	Sept. 20	at Air Force	3	50	0:16	Touchdown
50	Nov. 1	Fresno State	12	50	6:17	Touchdown



## MOST YARDS

Yds	Date	Opponent	Plays	Yds	TOP	Result
94	Oct. 24	at Nevada	13	94	5:53	Touchdown
90	Sept. 5	Eastern Washington	12	90	6:02	Touchdown
88	Oct. 18	UNLV	6	88	3:27	Touchdown
82	Oct. 18	UNLV	12	82	7:52	Touchdown
80	Sept. 5	Eastern Washington	5	80	2:19	Touchdown
80	Sept. 27	App State	10	80	5:53	Touchdown
80	Oct. 24	at Nevada	15	80	8:18	Touchdown
76	Oct. 18	UNLV	4	76	1:47	Touchdown
75	Sept. 5	Eastern Washington	3	75	1:10	Touchdown
75	Sept. 5	Eastern Washington	3	75	1:36	Touchdown
75	Sept. 20	at Air Force	9	75	4:45	Touchdown
75	Sept. 20	at Air Force	4	75	2:01	Touchdown
75	Sept. 20	at Air Force	1	75	0:12	Touchdown
75	Sept. 20	at Air Force	8	75	4:26	Touchdown
75	Sept. 27	App State	10	75	5:11	Touchdown
75	Oct. 11	New Mexico	14	75	7:10	Touchdown
75	Oct. 11	New Mexico	9	75	4:59	Touchdown
75	Oct. 18	UNLV	4	75	1:56	Touchdown
75	Oct. 18	UNLV	2	75	0:45	Touchdown
75	Nov. 15	at San Diego State	14	75	7:46	Touchdown

## LEAST AMOUNT OF TIME

TOP	Date	Opponent	Plays	Yds	TOP	Result
0:08	Sept. 5	Eastern Washington	1	60	0:08	Touchdown
0:12	Sept. 20	at Air Force	1	75	0:12	Touchdown
0:16	Sept. 20	at Air Force	3	50	0:16	Touchdown
0:45	Oct. 18	UNLV	2	75	0:45	Touchdown
0:53	Sept. 5	Eastern Washington	5	31	0:53	Field Goal
1:04	Oct. 18	UNLV	3	68	1:04	Touchdown
1:10	Sept. 5	Eastern Washington	3	75	1:10	Touchdown
1:11	Sept. 27	App State	9	62	1:11	Field Goal
1:36	Sept. 5	Eastern Washington	3	75	1:36	Touchdown
1:36	Oct. 11	New Mexico	4	33	1:36	Touchdown

## MOST AMOUNT OF TIME

TOP	Date	Opponent	Plays	Yds	TOP	Result
8:18	Oct. 24	at Nevada	15	80	8:18	Touchdown
7:52	Oct. 18	UNLV	12	82	7:52	Touchdown
7:46	Nov. 15	at San Diego State	14	75	7:46	Touchdown
7:10	Oct. 11	New Mexico	14	75	7:10	Touchdown
6:37	Oct. 11	New Mexico	13	74	6:37	Touchdown
6:17	Nov. 1	Fresno State	12	50	6:17	Touchdown
6:02	Sept. 5	Eastern Washington	12	90	6:02	Touchdown
5:53	Sept. 27	App State	10	80	5:53	Touchdown
5:53	Oct. 24	at Nevada	13	94	5:53	Touchdown
5:38	Oct. 11	New Mexico	11	43	5:38	Field Goal

## GAME OPENING DRIVES

	Boise State				Opponent			
	Plays	Yds	TOP	Result	Plays	Yds	TOP	Result
at USF	10	41	5:10	Fumble	3	-12	1:17	Punt
Eastern Washington	3	75	1:10	Touchdown	4	16	1:46	Fumble
at Air Force	3	1	0:54	Punt	5	74	2:07	Touchdown
App State	10	75	5:11	Touchdown	8	31	3:49	Punt
at #21/21 Notre Dame	5	12	2:55	Touchdown	10	73	4:53	Downs
New Mexico	8	12	3:29	Touchdown	1	-7	0:12	Fumble
UNLV	6	60	2:13	Touchdown	3	3	1:21	Punt
at Nevada	6	14	2:56	Punt	3	14	0:58	Interception
Fresno State	3	6	0:48	Punt	3	11	2:07	Punt
at San Diego State	3	5	1:17	Punt	3	1	0:51	Punt

## SECOND HALF OPENING DRIVES

	Boise State				Opponent			
	Plays	Yds	TOP	Result	Plays	Yds	TOP	Result
at USF	3	-8	2:10	Punt	6	15	2:57	Punt
Eastern Washington	9	65	4:53	Touchdown	10	40	5:12	Downs
at Air Force	4	75	2:01	Touchdown	3	75	1:08	Touchdown
App State	6	21	2:50	Punt	3	5	0:44	Punt
at #21/21 Notre Dame	8	34	4:40	Punt	10	79	4:31	Touchdown
New Mexico	11	43	5:38	Field Goal	10	64	5:01	Field Goal
UNLV	3	0	1:09	Punt	5	1	3:01	Punt
at Nevada	5	18	2:55	Punt	9	24	4:41	Punt
Fresno State	1	-4	0:05	Fumble	5	14	3:03	Punt
at San Diego State	5	15	3:10	Punt	6	29	3:01	Punt



# 2025 GAME-BY-GAME STATISTICS

## OFFENSIVE GAME-BY-GAME SUMMARIES

Game	Pts	RUSHING				RECEIVING				PASSING				KICK RETURNS				PUNT RETURNS				Total off	
		No.	Yds	TD	Lg	No.	Yds	TD	Lg	Cmp	Att	Int	Yds	TD	Lg	No	Yds	TD	Lg	No	Yds		TD
Boise State	7	38	122	0	14	27	256	1	31	27-48-0	256	1	31	3	39	0	17	0	0	0	0	0	378
at USF	34	28	117	3	49	17	255	1	55	17-25-0	255	1	55	0	0	0	0	1	8	0	8	372	
Boise State	51	39	328	5	77	17	309	2	60	17-29-0	309	2	60	1	20	0	20	2	16	0	16	637	
Eastern Washington	14	31	117	2	18	19	176	0	49	19-37-1	176	0	49	0	0	0	0	0	0	0	0	293	
Boise State	49	31	282	5	43	16	310	2	75	16-27-1	310	2	75	3	38	0	23	1	7	0	7	592	
at Air Force	37	55	268	3	64	13	246	2	74	13-20-1	246	2	74	0	0	0	0	0	0	0	0	514	
Boise State	47	44	152	0	28	25	321	4	34	25-38-0	321	4	34	1	13	0	10	1	0	0	0	473	
App State	14	29	109	1	39	12	65	1	12	12-28-3	65	1	12	2	32	0	20	1	45	0	45	174	
Boise State	7	34	100	1	20	22	215	0	28	22-37-4	215	0	28	0	0	0	0	0	0	0	0	315	
at #21/21 Notre Dame	28	31	200	2	49	15	189	2	24	15-23-0	189	2	24	0	0	0	0	2	18	0	23	389	
Boise State	41	54	161	2	28	22	236	3	25	22-32-0	236	3	25	1	19	0	19	1	7	0	7	397	
New Mexico	25	24	49	0	12	15	182	2	36	15-30-2	182	2	36	2	118	1	100	0	0	0	0	231	
Boise State	56	33	294	3	65	15	264	4	45	15-24-1	264	4	45	2	61	0	40	2	2	0	2	558	
UNLV	31	40	261	2	43	18	215	2	60	18-30-1	215	2	60	1	19	0	19	0	0	0	0	476	
Boise State	24	47	134	3	13	15	174	0	37	15-28-1	174	0	37	0	0	0	0	0	0	0	0	308	
at Nevada	3	22	100	0	24	18	147	0	18	18-31-3	147	0	18	0	0	0	0	2	4	0	3	247	
Boise State	7	29	91	0	44	15	102	1	16	15-33-2	102	1	16	3	43	0	27	0	0	0	0	193	
Fresno State	30	47	189	3	23	10	35	0	8	10-21-0	35	0	8	1	11	0	11	3	-2	0	0	224	
Boise State	7	41	164	1	20	12	104	0	19	12-18-0	104	0	19	0	0	0	0	1	2	0	2	268	
at San Diego State	17	46	277	2	41	6	17	0	23	6-10-0	17	0	23	2	42	0	24	1	0	0	0	294	
Boise State	296	391	1,828	20	77	186	2,292	17	75	186-314-9	2,292	17	75	14	233	0	40	9	32	0	16	4,120	
Opponents	233	354	1,688	18	64	143	1,528	10	74	143-255-11	1,528	10	74	8	222	1	100	10	72	0	45	3,216	

## DEFENSIVE GAME-BY-GAME SUMMARIES

Game	TACKLES				TFL-Yds	SACKS No-Yds	FUMBLES		PASS DEFENSE			Blkd Kick	KICKS Att-Mad	XPTS		SCORING OFF		Pts
	Solo	Asst	Total	FF			FR-Yds	Int-Yds	QBH	Brk	Run			Rcv	Saf	T/O		
Boise State	26	34	60	7.0-31	4-27	1	0-0	0-0	0	2	0	1-1	0	0	0	0	7	
at USF	36	56	92	5.0-11	1-5	2	3-22	0-0	5	6	0	4-4	0	0	0	0	34	
Boise State	40	16	56	7.0-15	1-5	1	1-0	1-21	9	3	0	6-7	0	0	0	7	51	
Eastern Washington	39	20	59	5.0-18	0-0	0	0-0	0-0	2	3	1	2-2	0	0	0	0	14	
Boise State	42	34	76	6.0-11	1-1	0	0-0	1-23	1	1	0	7-7	0	0	0	0	49	
at Air Force	22	34	56	1.0-1	0-0	0	0-0	1-0	4	2	0	4-4	0	0	0	0	37	
Boise State	27	30	57	5.0-27	5-27	1	1-0	3-57	6	4	0	5-5	0	0	0	14	47	
App State	41	38	79	9.0-35	2-24	1	0-0	0-0	4	2	0	2-2	0	0	0	0	14	
Boise State	26	24	50	5.0-20	0-0	1	0-0	0-0	1	1	1	1-1	0	0	0	0	7	
at #21/21 Notre Dame	32	40	72	4.0-33	4-33	1	0-0	4-28	2	2	0	2-3	0	1	0	0	28	
Boise State	26	12	38	5.0-15	2-8	1	1-0	2-10	7	3	0	5-5	0	0	0	7	41	
New Mexico	48	38	86	11.0-29	4-21	0	0-0	0-0	0	4	0	2-2	1	0	0	0	25	
Boise State	38	22	60	7.0-33	3-28	0	0-0	1-60	1	4	0	8-8	0	0	0	7	56	
UNLV	36	10	46	2.0-10	1-8	0	1-0	1-0	0	4	0	4-4	0	0	0	7	31	
Boise State	37	10	47	4.0-16	2-12	1	2-0	3-0	0	3	0	3-3	0	0	0	14	24	
at Nevada	40	32	72	4.0-12	2-10	0	0-0	1-5	0	3	0	0-0	0	0	0	0	3	
Boise State	45	18	63	5.0-16	0-0	0	0-0	0-0	6	3	0	1-1	0	0	0	0	7	
Fresno State	39	12	51	10.0-50	4-37	2	1-0	2-2	2	4	1	3-3	0	0	0	3	30	
Boise State	33	32	65	5.0-11	0-0	0	0-0	0-0	1	0	0	1-1	0	0	0	0	7	
at San Diego State	37	24	61	4.0-6	0-0	1	0-0	0-0	1	4	0	2-2	0	0	0	0	17	
Boise State	338	234	572	56.0-195	18-108	6	5-0	11-171	33	24	1	38-39	0	0	0	49	296	
Opponents	366	314	680	57.0-207	18-138	7	5-22	9-32	20	37	2	25-26	1	1	0	10	233	

## SPECIAL TEAMS GAME-BY-GAME SUMMARIES

Game	No.	Yds	Avg	PUNTING					FIELD GOALS					No.	Yds	Avg	TB	OB
				Lg	Blkd	TB	FC	50+	i20	Made	Att	Lg	Blkd					
Boise State	4	191	47.8	51	0	1	1	1	0	0-0	0	0	0	2	130	65.0	2	0
at USF	4	169	42.3	50	0	0	2	1	1	2-2	52	0	0	7	418	59.7	4	0
Boise State	2	107	53.5	59	0	0	1	1	1	1-3	35	0	0	9	585	65.0	9	0
Eastern Washington	8	318	39.8	62	0	0	3	2	2	0-0	0	0	0	3	195	65.0	1	0
Boise State	2	100	50.0	51	0	0	2	1	1	0-0	0	0	0	8	520	65.0	8	0
at Air Force	2	88	44.0	46	0	0	0	0	0	1-1	25	0	0	7	399	57.0	4	0
Boise State	4	164	41.0	44	0	0	3	0	2	2-2	40	0	0	9	578	64.2	7	0
App State	7	332	47.4	54	0	1	5	3	0	0-0	0	0	0	3	203	67.7	1	0
Boise State	4	155	38.8	50	0	0	0	1	0	0-0	0	0	0	2	130	65.0	2	0
at #21/21 Notre Dame	3	133	44.3	45	0	1	1	0	1	0-0	0	0	0	5	325	65.0	5	0
Boise State	2	86	43.0	44	0	0	1	0	1	2-2	50	0	0	8	520	65.0	6	0
New Mexico	2	93	46.5	54	0	0	1	1	0	1-1	29	0	0	4	260	65.0	3	0
Boise State	3	136	45.3	47	0	0	3	0	1	0-0	0	0	0	9	591	65.7	8	0
UNLV	7	276	39.4	51	0	1	2	1	4	1-1	38	0	0	5	322	64.4	3	0
Boise State	5	214	42.8	48	0	1	2	0	2	1-1	21	0	0	5	325	65.0	5	0
at Nevada	4	183	45.8	53	0	0	1	2	3	1-1	40	0	0	2	130	65.0	2	0
Boise State	7	312	44.6	51	0	0	4	1	1	0-1	0	1	1	2	130	65.0	1	0
Fresno State	8	342	42.8	50	0	0	5	1	3	3-3	43	0	0	7	406	58.0	4	0
Boise State	7	291	41.6	52	0	1	4	1	3	0-1	0	0	0	2	118	59.0	0	0
at San Diego State	6	270	45.0	53	0	2	1	1	1	1-1	47	0	0	4	250	62.5	3	1
Boise State	40	1,755	43.9	59	0	3	21	6	12	6-10	50	1	1	56	3627	64.8	48	0
Opponents	51	2,192	43.0	62	0	5	21	12	14	10-10	52	0	0	47	2908	61.9	30	1





## 3RD DOWN CONVERSIONS

Date	Opponent	Score	Overall	1st Qtr	2nd Qtr	3rd Qtr	4th Qtr	OT
Aug. 28	at USF	L 7-34	6-17 35.3	2-5 40.0	2-4 50.0	0-4 0.0	2-4 50.0	0-0 0.0
Sept. 5	Eastern Washington	W 51-14	7-13 53.8	1-2 50.0	0-3 0.0	3-3 100.0	3-5 60.0	0-0 0.0
Sept. 20	at Air Force	W 49-37	7-10 70.0	1-2 50.0	3-5 60.0	1-1 100.0	2-2 100.0	0-0 0.0
Sept. 27	App State	W 47-14	9-18 50.0	3-5 60.0	2-3 66.7	2-5 40.0	2-5 40.0	0-0 0.0
Oct. 4	at #21/21 Notre Dame	L 7-28	6-14 42.9	0-2 0.0	3-4 75.0	3-4 75.0	0-4 0.0	0-0 0.0
Oct. 11	New Mexico	W 41-25	7-18 38.9	2-6 33.3	2-6 33.3	2-3 66.7	1-3 33.3	0-0 0.0
Oct. 18	UNLV	W 56-31	6-11 54.5	1-2 50.0	2-4 50.0	1-2 50.0	2-3 66.7	0-0 0.0
Oct. 24	at Nevada	W 24-3	7-16 43.8	3-5 60.0	1-3 33.3	1-4 25.0	2-4 50.0	0-0 0.0
Nov. 1	Fresno St.	L 7-30	4-15 26.7	0-3 0.0	3-6 50.0	0-2 0.0	1-4 25.0	0-0 0.0
Nov. 15	at San Diego St.	L 7-17	5-14 35.7	0-4 0.0	2-3 66.7	1-3 33.3	2-4 50.0	0-0 0.0
Boise State			64-147 43.5	13-35 37.1	20-42 47.6	14-31 45.2	17-39 43.6	0-0 0.0
Opponents			45-132 34.1	13-37 35.1	8-30 26.7	13-31 41.9	11-34 32.4	0-0 0.0

## 4TH DOWN CONVERSIONS

Date	Opponent	Score	Overall	1st Qtr	2nd Qtr	3rd Qtr	4th Qtr	OT
Aug. 28	at USF	L 7-34	2-6 33.3	1-1 100.0	0-0 0.0	1-3 33.3	0-2 0.0	0-0 0.0
Sept. 5	Eastern Washington	W 51-14	0-1 0.0	0-0 0.0	0-0 0.0	0-0 0.0	0-1 0.0	0-0 0.0
Sept. 20	at Air Force	W 49-37	0-0 0.0	0-0 0.0	0-0 0.0	0-0 0.0	0-0 0.0	0-0 0.0
Sept. 27	App State	W 47-14	2-3 66.7	0-0 0.0	0-0 0.0	1-1 100.0	1-2 50.0	0-0 0.0
Oct. 4	at #21/21 Notre Dame	L 7-28	6-14 42.9	0-2 0.0	3-4 75.0	3-4 75.0	0-4 0.0	0-0 0.0
Oct. 11	New Mexico	W 41-25	6-7 85.7	2-3 66.7	2-2 100.0	0-0 0.0	2-2 100.0	0-0 0.0
Oct. 18	UNLV	W 56-31	1-1 100.0	0-0 0.0	0-0 0.0	0-0 0.0	1-1 100.0	0-0 0.0
Oct. 24	at Nevada	W 24-3	2-3 66.7	0-0 0.0	0-1 0.0	1-1 100.0	1-1 100.0	0-0 0.0
Nov. 1	Fresno St.	L 7-30	1-3 33.3	0-0 0.0	1-1 100.0	0-0 0.0	0-2 0.0	0-0 0.0
Nov. 15	at San Diego St.	L 7-17	1-1 100.0	0-0 0.0	1-1 100.0	0-0 0.0	0-0 0.0	0-0 0.0
Boise State			16-28 57.1	3-4 75.0	4-5 80.0	3-5 60.0	6-14 42.9	0-0 0.0
Opponents			8-17 47.1	0-3 0.0	3-6 50.0	2-3 66.7	3-5 60.0	0-0 0.0

## TIME OF POSSESSION

Date	Opponent	Score	Overall	1st Qtr	2nd Qtr	3rd Qtr	4th Qtr	OT
Aug. 28	at USF	L 7-34	36:21	10:47	07:57	08:50	08:47	00:00
Sept. 5	Eastern Washington	W 51-14	28:24	04:34	08:08	04:53	10:49	00:00
Sept. 20	at Air Force	W 49-37	23:40	07:39	08:09	02:13	05:39	00:00
Sept. 27	App State	W 47-14	38:10	08:31	07:04	10:38	11:57	00:00
Oct. 4	at #21/21 Notre Dame	L 7-28	35:46	07:39	07:37	08:49	11:41	00:00
Oct. 11	New Mexico	W 41-25	40:35	12:15	10:33	05:38	12:09	00:00
Oct. 18	UNLV	W 56-31	27:53	05:33	05:55	05:48	10:37	00:00
Oct. 24	at Nevada	W 24-3	34:19	06:46	07:49	08:38	11:06	00:00
Nov. 1	Fresno St.	L 7-30	26:46	04:40	12:29	04:16	05:21	00:00
Nov. 15	at San Diego St.	L 7-17	31:05	08:43	08:56	07:29	05:57	00:00
Boise State			Total 326:14	73:17	90:14	67:12	95:31	00:00
			Avg. 32:37	07:20	09:01	06:43	09:33	00:00
Opponents			Total 273:46	62:33	73:56	65:05	72:12	00:00
			Avg. 27:23	06:15	07:24	06:30	07:13	00:00



# 2025 RED ZONE STATISTICS

## BOISE STATE INSIDE THE RED ZONE

Date	Opponent	Score	Times		Total	Rush	Pass	FGs	---- Failed to score inside RZ ----						
			In RZ	Scored		TDs	TDs	Made	FGA	Downs	Int	Fumb	Half	Game	
Aug. 28	at South Fla.	L 7-34	3	1	7	1	0	1	0	0	0	2	0	0	0
Sept. 5	Eastern Wash.	W 51-14	8	6	37	5	4	1	1	2	1	0	0	0	0
Sept. 20	at Air Force	W 49-37	4	3	21	3	2	1	0	0	0	1	0	0	0
Sept. 27	App State	W 47-14	4	3	17	2	0	2	1	1	1	0	0	0	0
Oct. 4	at #21/21 Notre Dame	L 7-28	1	1	7	1	1	0	0	0	0	0	0	0	0
Oct. 11	New Mexico	W 41-25	5	5	31	4	2	2	1	1	0	0	0	0	0
Oct. 18	UNLV	W 56-31	3	3	21	3	1	2	0	0	0	0	0	0	0
Oct. 24	at Nevada	W 24-3	4	4	24	3	3	0	1	1	0	0	0	0	0
Nov. 1	Fresno St.	L 7-30	1	1	7	1	0	1	0	0	0	0	0	0	0
Nov. 15	at San Diego St.	L 7-17	1	1	7	1	1	0	0	0	0	0	0	0	0
Totals 28 of 34 (82.4%)			34	28	179	24	14	10	4	5	2	1	2	0	0

## OPPONENTS INSIDE THE RED ZONE

Date	Opponent	Score	Times		Total	Rush	Pass	FGs	---- Failed to score inside RZ ----						
			In RZ	Scored		TDs	TDs	Made	FGA	Downs	Int	Fumb	Half	Game	
Aug. 28	South Fla.	L 7-34	4	4	24	3	3	0	1	1	0	0	0	0	0
Sept. 5	Eastern Wash.	W 51-14	2	2	14	2	2	0	0	0	0	0	0	0	0
Sept. 20	Air Force	W 49-37	6	6	37	5	3	2	1	1	0	0	0	0	0
Sept. 27	App State	W 47-14	2	2	14	2	1	1	0	0	0	0	0	0	0
Oct. 4	at #21/21 Notre Dame	L 7-28	4	3	21	3	1	2	0	0	1	0	0	0	0
Oct. 11	New Mexico	W 41-25	3	3	18	2	0	2	1	1	0	0	0	0	0
Oct. 18	UNLV	W 56-31	5	4	24	3	2	1	1	1	1	0	0	0	0
Oct. 24	at Nevada	W 24-3	1	0	0	0	0	0	0	0	1	0	0	0	0
Nov. 1	Fresno St.	L 7-30	5	5	27	3	3	0	2	2	0	0	0	0	0
Nov. 15	at San Diego St.	L 7-17	2	2	14	2	2	0	0	0	0	0	0	0	0
Totals 31 of 34 (91.2%)			34	31	193	25	17	8	6	6	3	0	0	0	0

## BOISE STATE INSIDE THE RED ZONE / UNDER SPENCER DANIELSON

Date	Opponent	Score	Times		Total	Rush	Pass	FGs	---- Failed to score inside RZ ----						
			In RZ	Scored		TDs	TDs	Made	FGA	Downs	Int	Fumb	Half	Game	
Nov. 18, 2023	at Utah State*	W 45-10	3	3	21	3	2	1	0	0	0	0	0	0	0
Nov. 24, 2023	Air Force*	W 27-19	3	2	10	1	1	0	1	1	0	1	0	0	0
Dec. 2, 2023	at UNLV	W 44-20	5	5	27	3	2	1	2	2	0	0	0	0	0
Dec. 16, 2023	vs. UCLA	L 44-20	4	4	16	1	1	0	3	3	0	0	0	0	0
Aug. 31, 2024	at Georgia Southern	W 56-45	4	4	29	4	3	1	0	0	0	0	0	0	0
Sept. 7, 2024	at #7/6 Oregon	L 34-37	5	5	27	3	2	1	2	2	0	0	0	0	0
Sept. 21, 2024	Portland State	W 56-14	6	6	42	6	4	2	0	0	0	0	0	0	0
Sept. 28, 2024	Washington State	W 45-24	3	3	17	2	2	0	1	1	0	0	0	0	0
Oct. 5, 2024	Utah State*	W 62-30	6	5	35	5	2	3	0	0	0	0	0	0	1
Oct. 12, 2024	at Hawai'i*	W 28-7	4	3	14	1	0	1	2	2	0	0	0	0	1
Oct. 25, 2024	at UNLV*	W 29-24	5	5	26	3	2	1	2	2	0	0	0	0	0
Nov. 1, 2024	San Diego State*	W 56-24	7	7	49	7	3	4	0	0	0	0	0	0	0
Nov. 9, 2024	Nevada*	W 28-21	5	4	28	4	3	1	0	0	0	0	0	0	1
Nov. 16, 2024	at San Jose State*	W 42-21	5	4	28	4	3	1	0	1	0	0	0	0	0
Nov. 23, 2024	Wyoming*	W 17-13	2	2	10	1	1	0	1	1	0	0	0	0	0
Nov. 29, 2024	Oregon State	W 34-18	6	5	31	4	2	2	1	1	1	0	0	0	0
Dec. 6, 2024	#20/19/19 UNLV	W 21-7	2	2	14	2	1	1	0	0	0	0	0	0	0
Dec. 31, 2024	vs. #4/5/5 Penn State	L 14-31	4	1	7	1	1	0	0	1	0	2	0	0	0
Aug. 28, 2025	at USF	L 7-34	3	1	7	1	0	1	0	0	0	0	2	0	0
Sept. 5, 2025	Eastern Washington	W 51-14	8	6	37	5	4	1	1	2	1	0	0	0	0
Sept. 20, 2025	at Air Force	W 49-37	4	3	21	3	2	1	0	0	0	1	0	0	0
Sept. 27, 2025	App State	W 47-14	4	3	17	2	0	2	1	1	1	0	0	0	0
Oct. 4, 2025	at #21/21 Notre Dame	L 7-28	1	1	7	1	1	0	0	0	0	0	0	0	0
Oct. 11, 2025	New Mexico	W 41-25	5	5	31	4	2	2	1	1	0	0	0	0	0
Oct. 18, 2025	UNLV	W 56-31	3	3	21	3	1	2	0	0	0	0	0	0	0
Oct. 24, 2025	at Nevada	W 24-3	4	4	24	3	3	0	1	1	0	0	0	0	0
Nov. 1, 2025	Fresno St.	L 7-30	1	1	7	1	0	1	0	0	0	0	0	0	0
Nov. 15, 2025	at San Diego St.	L 7-17	1	1	7	1	1	0	0	0	0	0	0	0	0
Totals 98 of 113 (86.7%)			113	98	611	79	49	31	19	22	3	4	2	0	3



## RUSHING GAME-BY-GAME

Player	No-Yds/ TD	USF	EWU	USAFA	APP	ND	UNM	UNLV	Nevada	Fresno	SDSU
Dylan Riley	125-824/8	7-20/0	6-123/1	19-171/4	16-46/0	5-33/0	18-101/0	15-201/1	12-34/1	6-16/0	21-79/1
Sire Gaines	112-551/5	9-44/0	14-98/1	3-34/0	12-69/0	11-39/0	20-65/2	6-24/1	17-61/1	7-39/0	13-78/0
Malik Sherrod	68-323/2	11-27/0	7-42/1	7-80/1	9-49/0	3-6/0	7-16/0	3-3/0	7-27/0	10-67/0	4-6/0
Maddux Madsen	50-70/3	11-31/0	4-35/1	-	2-14/0	13-5/1	7-19/0	4-23/0	8-15/1	1-6/0	DNP
Max Cutforth	9-38/0	-	1-2/0	-	1-9/0	DNP	-	-	DNP	4-28/0	3-1/0
Seth Knothe	7-26/0	DNP	4-14/0	DNP	3-12/0	-	-	-	-	DNP	DNP
Cameron Bates	5-75/2	-	1-20/1	-	-	2-17/0	-	1-35/1	-	1-3/0	-
Jambres Dubar	3-12/0	DNP	DNP	DNP	DNP	DNP	-	2-10/0	1-2/0	-	DNP

## RECEIVING GAME-BY-GAME

Player	No-Yds/TD	USF	EWU	USAFA	APP	ND	UNM	UNLV	Nevada	Fresno	SDSU
Latrell Caples	33-393/3	4-58/0	1-11/0	5-87/0	5-84/2	6-52/0	-	1-7/1	3-36/0	1-16/0	7-42/0
Chris Marshall	24-467/2	2-19/1	4-132/0	1-13/0	3-52/0	4-58/0	5-70/0	3-96/1	2-27/0	DNP	DNP
Matt Lauter	24-232/1	4-35/0	4-45/0	2-23/1	3-45/0	DNP	4-31/0	1-6/0	2-17/0	4-30/0	-
Ben Ford	21-325/5	4-44/0	3-82/2	1-22/0	3-45/1	3-28/0	6-78/2	1-26/0	DNP	DNP	DNP
Malik Sherrod	18-128/1	3-6/0	-	2-36/0	3-21/0	3-22/0	3-18/0	2-21/1	1-1/0	1-3/0	-
Chase Penry	15-167/1	1-7/0	-	1-17/0	-	1-7/0	-	1-9/0	3-33/0	5-44/1	3-50/0
Matt Wagner	14-138/0	1-5/0	2-21/0	2-28/0	3-29/0	2-30/0	-	1-11/0	1-8/0	1-2/0	1-4/0
Cameron Bates	10-167/0	2-33/0	-	-	1-11/0	-	1-11/0	3-54/0	1-37/0	1-13/0	1-8/0
Dylan Riley	10-126/1	-	1-5/0	2-84/1	1-0/0	2-11/0	1-14/0	-	2-16/0	1-4/0	-
Sire Gaines	9-55/1	3-17/0	1-11/0	-	2-5/0	-	1-4/0	1-20/1	-	1-2/0	-
Quinton Brown	4-51/1	2-20/0	1-2/0	-	1-29/1	-	-	-	-	-	-
Demetric Whitlock Jr.	2-26/0	1-12/0	-	-	-	-	-	1-14/0	-	DNP	DNP
Troy Grizzle	1-10/1	-	-	-	-	-	1-10/1	-	-	-	DNP
Luke Voorhees	1-7/0	-	-	-	-	1-7/0	-	-	-	-	-

## PASSING GAME-BY-GAME

#4 Maddux Madsen	Comp	Att	Int	Pct	Yards	TD	Long	Sacked	Effic.
South Fla.	25	46	0	54.3	225	1	31	1-5	102.6
Eastern Wash.	16	26	0	61.5	307	2	60	0-0	186.1
Air Force	13	23	1	56.5	276	2	75	0-0	177.3
App State	25	37	0	67.6	321	4	34	1-15	176.1
Notre Dame	22	37	4	59.5	215	0	28	4-33	86.6
New Mexico	21	31	0	67.7	226	2	25	4-21	150.3
UNLV	14	23	1	60.9	253	4	45	1-8	202.0
Nevada	15	28	1	53.6	175	0	37	2-10	98.9
Fresno St.	1	4	0	25.0	-4	0	0	1-6	16.6
<b>Totals</b>	<b>152</b>	<b>255</b>	<b>7</b>	<b>59.6</b>	<b>1994</b>	<b>15</b>	<b>75</b>	<b>14-98</b>	<b>139.2</b>

#14 Max Cutforth	Comp	Att	Int	Pct	Yards	TD	Long	Sacked	Effic.
South Fla.	2	2	0	100.0	31	0	19	0-0	230.2
Eastern Wash.	1	3	0	33.3	2	0	2	0-0	38.9
Air Force	3	4	0	75.0	34	0	17	0-0	146.4
App State	0	1	0	0.0	0	0	0	1-9	0.0
Fresno St.	14	29	2	48.3	106	1	16	3-31	76.6
San Diego St.	12	18	0	66.7	104	0	19	0-0	115.2
<b>Totals</b>	<b>32</b>	<b>57</b>	<b>2</b>	<b>56.1</b>	<b>277</b>	<b>1</b>	<b>19</b>	<b>4-40</b>	<b>95.7</b>

#37 Oscar Doyle	Comp	Att	Int	Pct	Yards	TD	Long	Sacked	Effic.
New Mexico	1	1	0	100.0	10	1	10	0-0	514.0
UNLV	1	1	0	100.0	11	0	11	0-0	192.4
<b>Totals</b>	<b>2</b>	<b>2</b>	<b>0</b>	<b>100.0</b>	<b>21</b>	<b>1</b>	<b>11</b>	<b>0-0</b>	<b>353.2</b>

## PUNT RETURNS GAME-BY-GAME

Player	No-Yds	USF	EWU	USAFA	APP	ND	UNM	UNLV	Nevada	Fresno	SDSU
Malik Sherrod	9-32	-	2-16	1-7	1-0	-	1-7	2-2	1-2	-	1-2

## KICK RETURNS GAME-BY-GAME

Player	No-Yds	USF	EWU	USAFA	APP	ND	UNM	UNLV	Nevada	Fresno	SDSU
Malik Sherrod	11-227	2-33	1-20	2-38	1-13	-	1-19	2-61	-	2-43	-
Luke Voorhees	2-6	1-6	-	-	-	-	-	-	-	1-0	-



# 2025 GAME-BY-GAME STATISTICS

## ALL-PURPOSE YARDS GAME-BY-GAME

Player	Total	USF	EWU	USAFA	APP	ND	UNM	UNLV	Nevada	Fresno	SDSU
Dylan Riley	950	20	128	255	46	44	115	201	50	12	79
Malik Sherrod	710	66	78	161	83	28	60	87	26	113	8
Sire Gaines	606	61	109	34	74	39	69	44	61	37	78
Chris Marshall	467	19	132	13	52	58	70	96	27	DNP	DNP
Latrell Caples	393	58	11	87	84	52	-	7	36	16	42
Ben Ford	325	44	82	22	45	28	78	26	DNP	DNP	DNP
Cameron Bates	242	33	20	-	11	17	11	89	37	16	8
Matt Lauter	232	35	45	23	45	DNP	31	6	17	30	-
Chase Penry	167	7	-	17	-	7	-	9	33	44	50
Matt Wagner	138	5	21	28	29	30	-	11	8	2	4
A'Marion McCoy	82	-	-	-	26	-	-4	60	-	-	-
Maddux Madsen	70	31	35	-	-14	5	-19	23	15	-6	DNP
Quinton Brown	51	20	2	-	29	-	-	-	-	-	-
Ty Benefield	37	-	-	23	-	-	14	-	-	-	-
Boen Phelps	33	-	-	-	33	-	-	-	-	-	-
Demetric Whitlock Jr.	26	12	-	-	-	-	-	14	-	DNP	DNP
Seth Knothe	26	DNP	14	DNP	12	-	-	-	-	DNP	DNP
Trey Tolmaire	21	DNP	21	DNP	DNP	DNP	DNP	-	DNP	DNP	DNP
Luke Voorhees	13	6	-	-	-	7	-	-	-	-	-
Jambres Dubar	12	DNP	DNP	DNP	DNP	DNP	-	10	2	-	DNP
Troy Grizzle	10	-	-	-	-	-	10	-	-	-	DNP
Sherrod Smith	-2	-	-	DNP	-2	-	-	-	-	-	DNP
Max Cutforth	-38	-	-2	-	-9	DNP	-	-	DNP	-28	1

## TOTAL TACKLES GAME-BY-GAME

Player	S-A	Total	USF	EWU	USAFA	APP	ND	UNM	UNLV	Nevada	Fresno	SDSU
Ty Benefield	52-27	79	5-1	6-3	8-3	3-4	3-5	2-1	6-1	5-1	9-2	5-6
Marco Notarainni	37-21	58	3-4	3-3	8-2	4-2	3-1	0-2	4-2	5-0	3-1	4-4
Jeremiah Earby	34-14	48	3-2	5-1	5-3	1-1	3-2	3-1	3-1	4-0	3-1	4-2
Boen Phelps	29-15	44	1-2	1-0	4-3	3-3	2-3	1-0	5-0	3-1	3-1	6-2
Jayden Virgin-Morgan	18-25	43	2-6	1-0	2-2	2-4	0-2	4-2	3-1	1-2	3-5	0-1
Zion Washington	26-16	42	5-2	4-0	5-5	3-1	3-2	1-0	4-1	DNP	DNP	1-5
Jake Ripp	20-20	40	2-3	1-1	3-3	0-4	3-3	2-0	1-0	1-0	3-2	4-4
A'Marion McCoy	16-11	27	-	1-0	4-2	1-1	3-2	1-0	0-1	3-0	3-3	0-2
Jaden Mickey	18-5	23	-	7-0	-	0-2	DNP	-	4-3	2-0	2-0	3-0
Derek Ganter Jr.	15-8	23	-	1-0	-	-	-	3-1	1-3	4-2	6-1	0-1
Braxton Fely	5-13	18	0-7	0-1	0-1	2-0	1-0	1-1	0-1	1-1	-	0-1
Max Stege	6-9	15	0-2	0-1	0-4	2-0	-	0-2	-	1-0	2-0	1-0
Dion Washington	5-9	14	1-2	-	0-2	-	1-1	1-1	0-1	-	-	2-2
Lopez Sanusi	6-5	11	-	1-1	0-1	1-1	DNP	1-0	2-1	-	0-1	1-0
Davon Banks	5-5	10	1-2	2-0	-	0-2	2-1	DNP	DNP	DNP	-	DNP
Malakai Williams	5-5	10	-	-	2-1	1-1	-	-	0-2	0-1	2-0	DNP
Michael Madrie	6-3	9	-	-	1-0	1-1	2-0	-	-	1-1	-	1-1
David Latu	4-5	9	0-1	1-2	-	DNP	DNP	-	1-1	0-1	1-0	1-0
Franklyn Johnson Jr.	5-3	8	2-0	1-1	-	-	-	1-0	0-2	1-0	-	DNP
Samuel Brooks	5-2	7	DNP	-	DNP	0-1	-	4-1	DNP	1-0	-	-
Demetrius Freeneey	4-0	4	-	2-0	DNP	-	DNP	-	1-0	1-0	-	-
Travis Anderson	3-1	4	-	1-0	-	1-0	-	-	-	-	1-1	-
Mana Tuioti	1-3	4	-	-	-	0-1	-	0-2	1-0	-	-	-
Dylan Riley	3-0	3	-	-	-	-	-	-	1-0	-	2-0	-
Roman Caywood	3-0	3	DNP	-	-	-	-	1-0	1-0	1-0	-	-
Keanu Mailoto	0-3	3	-	-	0-2	-	-	-	-	-	DNP	0-1
Sterling Lane II	2-0	2	DNP	1-0	DNP	1-0	DNP	-	DNP	-	DNP	-
Arthur de Boachie	1-1	2	DNP	-	-	0-1	DNP	-	-	-	1-0	-
Cameron Bates	1-1	2	-	-	-	1-0	0-1	-	-	-	-	-
Syncere Brackett-Lambey	0-2	2	-	0-1	-	-	DNP	DNP	0-1	-	-	-
Sherrod Smith	1-0	1	-	-	DNP	-	-	-	-	-	1-0	DNP
Cole Miller	1-0	1	-	1-0	-	-	-	-	-	-	-	-
Roger Carreon	1-0	1	1-0	-	-	-	-	-	-	-	-	-
Clay Martineau	0-1	1	-	0-1	-	DNP	DNP	DNP	DNP	DNP	DNP	DNP
Luke Voorhees	0-1	1	-	-	-	-	0-1	-	-	-	-	-





## FUMBLES FORCED GAME-BY-GAME

Player	Number	USF	EWU	USAF	APP	ND	UNM	UNLV	Nevada	Fresno	SDSU
Jayden Virgin-Morgan	2	1	-	-	-	-	1	-	-	-	-
Ty Benefield	1	-	-	-	-	1	-	-	-	-	-
Demetrius Freeney	1	-	-	DNP	-	DNP	-	-	1	-	-
Malakai Williams	1	-	-	-	1	-	-	-	-	-	DNP
Jaden Mickey	1	-	1	-	-	DNP	-	-	-	-	-

## FUMBLES RECOVERED GAME-BY-GAME

Player	Number	USF	EWU	USAF	APP	ND	UNM	UNLV	Nevada	Fresno	SDSU
Mana Tuioti	2	-	-	-	1	-	-	-	1	-	-
Jaden Mickey	1	-	1	-	-	DNP	-	-	-	-	-
Boen Phelps	1	-	-	-	-	-	-	-	1	-	-
Marco Notarainni	1	-	-	-	-	-	1	-	-	-	-

## INTERCEPTION RETURNS GAME-BY-GAME

Player	No-Yds	USF	EWU	USAF	APP	ND	UNM	UNLV	Nevada	Fresno	SDSU
A'Marion McCoy	4-82	-	-	-	1-26	-	1--4	1-60	1-0	-	-
Ty Benefield	2-37	-	-	1-23	-	-	1-14	-	-	-	-
Jeremiah Earby	2-0	-	-	-	-	-	-	-	2-0	-	-
Boen Phelps	1-33	-	-	-	1-33	-	-	-	-	-	-
Trey Tolmaire	1-21	DNP	1-21	DNP	DNP	DNP	DNP	-	DNP	DNP	DNP
Sherrod Smith	1--2	-	-	DNP	1--2	-	-	-	-	-	DNP

## TOTAL TACKLES FOR A LOSS GAME-BY-GAME

Player	UA-A	Total	USF	EWU	USAF	APP	ND	UNM	UNLV	Nevada	Fresno	SDSU
Ty Benefield	7-1	7.5	-	3.0-6	2.0-7	-	0.5-4	-	1.0-1	1.0-3	-	-
Jayden Virgin-Morgan	5-4	7.0	1.0-6	-	-	1.0-6	-	3.5-9	1.0-1	0.5-4	-	-
Jaden Mickey	6-0	6.0	-	1.0-2	-	-	DNP	-	2.0-13	-	1.0-7	2.0-5
Braxton Fely	3-5	5.5	2.0-15	-	-	2.0-15	-	1.0-6	-	0.5-3	-	-
Malakai Williams	3-2	4.0	-	-	1.0-1	1.0-5	-	-	0.5-1	0.5-3	1.0-1	DNP
Marco Notarainni	3-2	4.0	-	0.5-0	-	-	1.0-3	-	1.5-12	1.0-1	-	-
Jake Ripp	2-2	3.0	-	-	-	-	1.5-6	-	-	-	-	1.5-3
David Latu	1-4	3.0	0.5-0	0.5-1	-	DNP	DNP	-	0.5-4	0.5-2	1.0-1	-
A'Marion McCoy	2-1	2.5	-	-	1.0-1	-	0.5-2	-	-	-	1.0-4	-
Dion Washington	2-1	2.5	1.0-1	-	-	-	-	-	0.5-1	-	-	1.0-1
Max Stege	1-2	2.0	0.5-3	-	-	-	-	0.5-0	-	-	1.0-3	-
Davon Banks	1-1	1.5	1.0-1	-	-	-	0.5-4	DNP	DNP	DNP	-	DNP
Jeremiah Earby	1-1	1.5	0.5-4	-	1.0-1	-	-	-	-	-	-	-
Zion Washington	1-1	1.5	-	-	1.0-1	-	0.5-1	-	-	DNP	DNP	-
Sterling Lane II	1-0	1.0	DNP	-	DNP	1.0-1	DNP	-	DNP	-	DNP	-
Lopez Sanusi	1-0	1.0	-	1.0-5	-	-	DNP	-	-	-	-	-
Boen Phelps	0-2	1.0	0.5-1	-	-	-	0.5-0	-	-	-	-	-
Clay Martineau	0-1	0.5	-	0.5-1	-	DNP	DNP	DNP	DNP	DNP	DNP	DNP
Syncere Brackett-Lambey	0-1	0.5	-	0.5-0	-	-	DNP	DNP	-	-	-	-
Michael Madrie	0-1	0.5	-	-	-	-	-	-	-	-	-	0.5-2

## SACKS GAME-BY-GAME

PLAYER	UA-A	Total	USF	EWU	USAF	APP	ND	UNM	UNLV	Nevada	Fresno	SDSU
Braxton Fely	3-4	5	1.5-14	-	-	2-15	-	1-6	-	0.5-3	-	-
Jayden Virgin-Morgan	2-2	3	0.5-5	-	-	1-6	-	1-2	-	0.5-4	-	-
Malakai Williams	2-1	2.5	-	-	1-1	1-5	-	-	-	0.5-3	-	DNP
Marco Notarainni	1-1	1.5	-	-	-	-	-	-	1.5-12	-	-	-
Sterling Lane II	1-0	1	DNP	-	DNP	1-1	DNP	-	DNP	-	DNP	-
Dion Washington	1-0	1	1-1	-	-	-	-	-	-	-	-	-
Jaden Mickey	1-0	1	-	-	-	-	DNP	-	1-12	-	-	-
Lopez Sanusi	1-0	1	-	1-5	-	-	DNP	-	-	-	-	-
David Latu	0-2	1	-	-	-	DNP	DNP	-	0.5-4	0.5-2	-	-
Jeremiah Earby	0-1	0.5	0.5-4	-	-	-	-	-	-	-	-	-
Max Stege	0-1	0.5	0.5-3	-	-	-	-	-	-	-	-	-



# 2025 INDIVIDUAL, TEAM HIGHS

## BOISE STATE INDIVIDUAL HIGHS

Category	No.	Player vs. Opponent (Date)
RUSHES	21	Dylan Riley at San Diego St. (11/15/2025)
YARDS RUSHING	201	Dylan Riley vs UNLV (10/18/2025)
TD RUSHES	4	Dylan Riley at Air Force (09/20/2025)
LONG RUSH	77	Dylan Riley vs Eastern Wash. (09/05/2025)
PASS ATTEMPTS	46	Maddux Madsen at South Fla. (08/28/2025)
PASS COMPLETIONS	25	Maddux Madsen vs App State (09/27/2025)
	25	Maddux Madsen at South Fla. (08/28/2025)
YARDS PASSING	321	Maddux Madsen vs App State (09/27/2025)
TD PASSES	4	Maddux Madsen vs UNLV (10/18/2025)
	4	Maddux Madsen vs App State (09/27/2025)
LONG PASS	75	Maddux Madsen at Air Force (09/20/2025)
RECEPTIONS	7	Latrell Caples at San Diego St. (11/15/2025)
YARDS RECEIVING	132	Chris Marshall vs Eastern Wash. (09/05/2025)
TD RECEPTIONS	2	Ben Ford vs New Mexico (10/11/2025)
	2	Latrell Caples vs App State (09/27/2025)
	2	Ben Ford vs Eastern Wash. (09/05/2025)
LONG RECEPTION	75	Dylan Riley at Air Force (09/20/2025)
PUNTS	7	Oscar Doyle at San Diego St. (11/15/2025)
	7	Oscar Doyle vs Fresno St. (11/01/2025)
PUNTING AVG	53.5	Oscar Doyle vs Eastern Wash. (09/05/2025)
LONG PUNT	59	Oscar Doyle vs Eastern Wash. (09/05/2025)
PUNTS INSIDE 20	3	Oscar Doyle at San Diego St. (11/15/2025)
LONG PUNT RETURN	16	Malik Sherrod vs Eastern Wash. (09/05/2025)
LONG KICKOFF RETURN	40	Malik Sherrod vs UNLV (10/18/2025)
TACKLES	11	Ty Benefield at San Diego St. (11/15/2025)
	11	Ty Benefield vs Fresno St. (11/01/2025)
	11	Ty Benefield at Air Force (09/20/2025)
SACKS	2	Braxton Fely vs App State (09/27/2025)
TACKLES FOR LOSS	3.5	Jayden Virgin-Morgan vs New Mexico (10/11/2025)

## BOISE STATE TEAM HIGHS

Category	No.	Opponent (Date)
RUSHES	54	New Mexico (10/11/2025)
YARDS RUSHING	328	Eastern Wash. (09/05/2025)
YARDS PER RUSH	9.1	at Air Force (09/20/2025)
TD RUSHES	5	at Air Force (09/20/2025)
	5	Eastern Wash. (09/05/2025)
PASS ATTEMPTS	48	at South Fla. (08/28/2025)
PASS COMPLETIONS	27	at South Fla. (08/28/2025)
YARDS PASSING	321	App State (09/27/2025)
YARDS PER PASS	11.5	at Air Force (09/20/2025)
TD PASSES	4	UNLV (10/18/2025)
	4	App State (09/27/2025)
TOTAL PLAYS	86	New Mexico (10/11/2025)
	86	at South Fla. (08/28/2025)
TOTAL OFFENSE	637	Eastern Wash. (09/05/2025)
YARDS PER PLAY	10.2	at Air Force (09/20/2025)
POINTS	56	UNLV (10/18/2025)
SACKS BY	5	App State (09/27/2025)
FIRST DOWNS	27	New Mexico (10/11/2025)
PENALTIES	13	at Notre Dame (10/04/2025)
PENALTY YARDS	112	at Notre Dame (10/04/2025)
TURNOVERS	4	at Notre Dame (10/04/2025)
PUNTS	7	at San Diego St. (11/15/2025)
	7	Fresno St. (11/01/2025)
PUNTING AVG	53.5	Eastern Wash. (09/05/2025)
LONG PUNT	59	Eastern Wash. (09/05/2025)
PUNTS INSIDE 20	3	at San Diego St. (11/15/2025)
LONG PUNT RETURN	16	Eastern Wash. (09/05/2025)

## OPPONENT INDIVIDUAL HIGHS

Category	No.	Player vs. Opponent (Date)
RUSHES	25	Lucky Sutton at San Diego St. (11/15/2025)
YARDS RUSHING	150	Lucky Sutton at San Diego St. (11/15/2025)
TD RUSHES	2	Jayden Denegal at San Diego St. (11/15/2025)
	2	Byrum Brown at South Fla. (08/28/2025)
LONG RUSH	64	Dylan Carson at Air Force (09/20/2025)
PASS ATTEMPTS	30	Anthony Colandrea vs UNLV (10/18/2025)
PASS COMPLETIONS	18	Anthony Colandrea vs UNLV (10/18/2025)
YARDS PASSING	246	Liam Szarka at Air Force (09/20/2025)
TD PASSES	2	Anthony Colandrea vs UNLV (10/18/2025)
	2	CJ Carr at Notre Dame (10/04/2025)
	2	Liam Szarka at Air Force (09/20/2025)
LONG PASS	74	Liam Szarka at Air Force (09/20/2025)
RECEPTIONS	8	Cade Harris at Air Force (09/20/2025)
YARDS RECEIVING	177	Cade Harris at Air Force (09/20/2025)
TD RECEPTIONS	1	Troy Omeire vs UNLV (10/18/2025)
	1	Jaden Bradley vs UNLV (10/18/2025)
	1	Keagan Johnson vs New Mexico (10/11/2025)
	1	Dorian Thomas vs New Mexico (10/11/2025)
	1	Will Pauling at Notre Dame (10/04/2025)
	1	Malachi Fields at Notre Dame (10/04/2025)
	1	Dalton Stroman vs App State (09/27/2025)
	1	Bruin Fleischmann at Air Force (09/20/2025)
	1	Quin Smith at Air Force (09/20/2025)
	1	Keshaun Singleton at South Fla. (08/28/2025)
LONG RECEPTION	74	Cade Harris at Air Force (09/20/2025)
FIELD GOALS	3	Dylan Lynch vs Fresno St. (11/01/2025)
LONG FIELD GOALS	52	Nico Gramatica at South Fla. (08/28/2025)
PUNTS	8	Landon Ogles vs Eastern Wash. (09/05/2025)
PUNTING AVG	47.4	Ian Ratliff vs App State (09/27/2025)
LONG PUNT	62	Landon Ogles vs Eastern Wash. (09/05/2025)
PUNTS INSIDE 20	4	Cam Brown vs UNLV (10/18/2025)
LONG PUNT RETURN	45	Juan Berchal vs App State (09/27/2025)
LONG KICKOFF RETURN	100	Damon Bankston vs New Mexico (10/11/2025)
TACKLES	18	Jaxton Eck vs New Mexico (10/11/2025)
SACKS	2	Finn Claypool vs Fresno St. (11/01/2025)
	2	Keyshawn James-Newby vs New Mexico (10/11/2025)
TACKLES FOR LOSS	3	Simeon Harris vs Fresno St. (11/01/2025)
	3	Keyshawn James-Newby vs New Mexico (10/11/2025)
INTERCEPTIONS	2	Leonard Moore at Notre Dame (10/04/2025)

## OPPONENT TEAM HIGHS

Category	No.	Opponent
RUSHES	55	at Air Force (09/20/2025)
YARDS RUSHING	277	at San Diego St. (11/15/2025)
YARDS PER RUSH	6.5	UNLV (10/18/2025)
TD RUSHES	3	Fresno St. (11/01/2025)
	3	at Air Force (09/20/2025)
	3	at South Fla. (08/28/2025)
PASS ATTEMPTS	37	Eastern Wash. (09/05/2025)
PASS COMPLETIONS	19	Eastern Wash. (09/05/2025)
YARDS PASSING	255	at South Fla. (08/28/2025)
YARDS PER PASS	12.3	at Air Force (09/20/2025)
TD PASSES	2	UNLV (10/18/2025)
	2	New Mexico (10/11/2025)
	2	at Notre Dame (10/04/2025)
	2	at Air Force (09/20/2025)
TOTAL PLAYS	75	at Air Force (09/20/2025)
TOTAL OFFENSE	514	at Air Force (09/20/2025)
YARDS PER PLAY	7.2	at Notre Dame (10/04/2025)
POINTS	37	at Air Force (09/20/2025)
SACKS BY	4	Fresno St. (11/01/2025)
	4	New Mexico (10/11/2025)
	4	at Notre Dame (10/04/2025)
FIRST DOWNS	24	at Air Force (09/20/2025)
PENALTIES	11	at Notre Dame (10/04/2025)
	11	App State (09/27/2025)
PENALTY YARDS	112	at Notre Dame (10/04/2025)
TURNOVERS	5	at Nevada (10/24/2025)
PUNTS	8	Fresno St. (11/01/2025)
	8	Eastern Wash. (09/05/2025)
PUNTING AVG	47.4	App State (09/27/2025)
LONG PUNT	62	Eastern Wash. (09/05/2025)
PUNTS INSIDE 20	4	UNLV (10/18/2025)



CAREER STATS vs. COLORADO STATE

NAME	GP-GS	RUSHING				PASSING				RECEIVING				TACKLES				FUMB		PASS DEF			KRET			PRET			PUNT				FG	PAT		TOT					
		RU	YDS	AVG	TD	LG	C-A-I	YDS	TD	LG	REC	YDS	AVG	TD	LG	UT	AT	TOT	TFL	SK	FF	FR	PD	INT	TD	KR	YDS	TD	PR	YDS	TD	PU	YDS	AVG	LG	M-A	LG	M-A	2PT	PTS	
Ty Benefield	1-1														4	1	5																								
Latrell Caples	1-1										4	17	4.3	10														2	5												
Kage Casey	2-1																																								
Braxton Fely	2-1														1	1	2	1.0																							
Mason Hutton	2-0																																								
Matt Lauter	2-1										1	1	1.0	1																											
Maddux Madsen	1-0	2	1	0.5		1	10-16-1	110	23																																
Chase Martin	1-0																																								
A'Marion McCoy	1-1														1	3	4	1.0																							
Marco Notarainni	1-1														3	7	10																								
Jake Ripp	1-0																																								
Max Stege	1-0																																								
Jayden Virgin-Morgan	1-0														1	2	3	0.5																							
Luke Voorhees	1-0																																								
Zion Washington	2-0														3	1	4																								
Jabril Frazier	4-3														6	3	9																								
Matt Miller	3-3										17	271	15.9	3	44																										18
Nate Potter	1-1																																								



## NO. 25 BOISE STATE DROPS SEASON OPENER

AUG. 28, 2025 • RAYMOND JAMES STADIUM • TAMPA, FLA. • ATT: 34,707

## TEAM STATISTICS

	BOI	USF
<b>FIRST DOWNS</b>	<b>25</b>	<b>15</b>
Rushing	12	7
Passing	11	5
Penalty	2	3
<b>NET YARDS RUSHING</b>	<b>122</b>	<b>117</b>
Rushing Attempts	38	28
Average Per Rush	3.2	4.2
Rushing Touchdowns	0	3
Yards Gained Rushing	146	147
Yards Lost Rushing	24	30
<b>NET YARDS PASSING</b>	<b>256</b>	<b>255</b>
Completions-Attempts-Int	27-48-0	17-25-0
Average Per Attempt	5.3	10.2
Average Per Completion	9.5	15.0
Passing Touchdowns	1	1
<b>TOTAL OFFENSE YARDS</b>	<b>378</b>	<b>372</b>
Total offense plays	86	53
Average Gain Per Play	4.4	7.0
Fumbles: Number-Lost	5-3	1-0
Penalties: Number-Yards	8-57	7-56
<b>PUNTS-YARDS</b>	<b>4-191</b>	<b>4-169</b>
Average Yards Per Punt	47.8	42.2
Net Yards Per Punt	40.8	42.2
Inside 20	0	1
50+ Yards	1	1
Touchbacks	1	0
Fair catch	1	2
<b>KICKOFF-YARDS</b>	<b>2-130</b>	<b>7-418</b>
Average Yards Per Kickoff	65.0	59.7
Net Yards Per Kickoff	40	39.9
Touchbacks	2	4
Fair Catch Yards	0	0
Punt returns: Number-Yards-TD	0-0-0	1-8-0
<b>AVERAGE PER RETURN</b>	<b>0.0</b>	<b>8.0</b>
Kickoff returns: Number-Yds-TD	3-39-0	0-0-0
<b>AVERAGE PER RETURN</b>	<b>13.0</b>	<b>0.0</b>
Interceptions: Number-Yds-TD	0-0-0	0-0-0
<b>FUMBLE RETURNS: NUMBER-YDS-TD</b>	<b>0-0-0</b>	<b>1-22-0</b>
<b>MISCELLANEOUS YARDS</b>	<b>0</b>	<b>0</b>
<b>POSSESSION TIME</b>	<b>36:21</b>	<b>23:39</b>
1st Quarter	10:47	04:13
2nd Quarter	07:57	07:03
3rd Quarter	08:50	06:10
4th Quarter	08:47	06:13
Third-Down Conversions	6-17	5-14
Fourth-Down Conversions	2-6	1-2
Red-Zone Scores-Chances	1-3	4-4
Touchdowns	1	3
Field goals	0	1
Sacks By: Number-Yards	4-27	1-5
PAT Kicks	1-1	4-4
2Pts Conversions	0-0	0-0
Field Goals	0-0	2-2
Points off Turnover	0	0

#25 BOISE STATE  
SOUTH FLORIDA

7	0	0	0
0	10	14	10

7
34

## Qtr. Time Team Scoring Play

1st	01:10	BOI	#5 C.Marshall 6 yd pass from #4 M.Madsen (#35 C.Boomer kick)
2nd	12:39	USF	#7 N.Gramatica 52 yd FG
2nd	06:34	USF	#17 B.Brown 23 yd rush (#7 N.Gramatica kick),
3rd	08:18	USF	#11 K.Singleton 45 yd pass from #13 L.Hewlett (#7 N.Gramatica kick),
3rd	01:44	USF	#17 B.Brown 15 yd rush (#7 N.Gramatica kick)
4th	13:26	USF	#5 C.Norton 8 yd rush (#7 N.Gramatica kick),
4th	03:29	USF	#7 N.Gramatica 33 yd FG

## Plays-Yds

9-38	04:35	7-0
10-41	03:31	7-3
8-80	03:10	7-10
4-49	01:35	7-17
3-77	01:03	7-24
5-43	02:09	7-31
5-56	03:05	7-34

TAMPA, Fla. — No. 25 Boise State opened its 2025 campaign with a 34-7 road loss to USF on Thursday.

The Broncos (0-1) notched the first score of the game late in the first quarter, but the Bulls (1-0) responded with 34 unanswered points to claim the victory.

Boise State got on the board first. After the Broncos earned a fourth-down stop in the Bulls' own territory, the Blue and Orange powered through a nine-play, 38-yard scoring drive. Maddux Madsen found Chris Marshall for a six-yard touchdown reception for the first Bronco touchdown of the season.

USF responded, earning a spot on the scoreboard with a 52-yard field goal on the ensuing drive. The Bulls took the lead with an 8-play, 80-yard touchdown drive midway through the quarter to take a 10-7 lead at intermission.

USF took a double-digit lead with a 45-yard touchdown pass off a fake punt midway through the third quarter. The Bulls continued the attack with touchdowns on back-to-back drives to claim a 31-7 advantage in the final frame.

## #25 BOISE STATE

Rushing	Att	Yds	TD	Lg	Avg
Sire Gaines	9	44	0	14	4.9
Maddux Madsen	11	31	0	14	2.8
Malik Sherrod	11	27	0	9	2.5
Dylan Riley	7	20	0	7	2.9
Passing	C-A-I	Yds	TD	Lg	Sack
Maddux Madsen	25-46-0	225	1	31	1
Max Cutforth	2-2-0	31	0	19	0
Receiving	Rec	Yds	YAC	TD	Lg
Latrell Caples	4	58	20	0	16
Ben Ford	4	44	7	0	24
Matt Lauter	4	35	6	0	20
Sire Gaines	3	17	24	0	7
Malik Sherrod	3	6	5	0	5
Cameron Bates	2	33	11	0	31
Quinton Brown	2	20	6	0	19
Chris Marshall	2	19	3	1	13
Demetric Whitlock Jr. 1	12	14	0	12	
Chase Penry	1	7	5	0	7
Matt Wagner	1	5	2	0	5
Dylan Riley	0	0	0	0	0

## SOUTH FLORIDA

Rushing	Att	Yds	TD	Lg	Avg
Alvon Isaac	3	52	0	49	17.3
Byrum Brown	14	43	2	23	3.1
Cartevius Norton	7	15	1	8	2.1
Sam Franklin	3	7	0	5	2.3
Christian Neptune	1	0	0	0	0.0
Passing	C-A-I	Yds	TD	Lg	Sack
Byrum Brown	16-24-0	210	0	55	4
Locklan Hewlett	1-1-0	45	1	45	0
Receiving	Rec	Yds	YAC	TD	Lg
Keshaun Singleton	5	93	60	1	45
Chas Nimrod	3	96	16	0	55
Mudia Reuben	3	12	17	0	6
Joshua Porter	2	5	9	0	5
Cartevius Norton	1	24	29	0	24
Alvon Isaac	1	15	21	0	15
Weston Wolff	1	7	6	0	7
Wyatt Sullivan	1	3	3	0	3

Defensive	TOT	Sk	TFL	FF	FR	INT	PBU	QH
Jhalyn Shuler	14	0.0-0	1.0-2	0	1-0	0-0	1	0
De'Shawn Rucker	11	0.0-0	0.5-1	0	0-0	0-0	1	0
Mac Harris	8	0.0-0	0.0-0	1	0-0	0-0	0	1
Tavin Ward	8	0.0-0	0.0-0	0	0-0	0-0	1	0
Jonas Duclona	6	0.0-0	1.0-2	1	0-0	0-0	1	0
James Chenault	6	0.0-0	0.0-0	0	0-0	0-0	0	0
Rico Watson III	5	1.0-5	1.5-6	0	0-0	0-0	0	0
Jarvis Lee	4	0.0-0	0.0-0	0	0-0	0-0	1	1
Jacob Merrifield	4	0.0-0	0.0-0	0	0-0	0-0	0	0
Dennard Flowers	4	0.0-0	0.0-0	0	0-0	0-0	0	0
Fred Gaskin	3	0.0-0	0.0-0	0	0-0	0-0	1	0
Rodney Hill	2	0.0-0	0.0-0	0	0-0	0-0	0	0
Zavier Hamilton	2	0.0-0	0.0-0	0	0-0	0-0	0	0
Kajuan Banks	2	0.0-0	0.5-0	0	0-0	0-0	0	0
Josh Celiscar	2	0.0-0	0.5-0	0	0-0	0-0	0	2
Ira Singleton	2	0.0-0	0.0-0	0	0-2	22	0-0	1
Boogsie Silvera	2	0.0-0	0.0-0	0	0-0	0-0	0	0
Cedrick Hawkins Jr.1	0.0-0	0.0-0	0	0-0	0-0	0	0	0
Traevon Mitchell	1	0.0-0	0.0-0	0	0-0	0-0	0	0





BOISE STATE ROUTS EASTERN WASHINGTON IN HOME OPENER

SEPT. 5, 2025 • ALBERTSONS STADIUM • BOISE, IDAHO • ATT: 32,887

TEAM STATISTICS

	EWU	BOI
FIRST DOWNS	13	22
Rushing	7	11
Passing	5	11
Penalty	1	0
NET YARDS RUSHING	117	328
Rushing Attempts	31	39
Average Per Rush	3.8	8.4
Rushing Touchdowns	2	5
Yards Gained Rushing	125	348
Yards Lost Rushing	8	20
NET YARDS PASSING	176	309
Completions-Attempts-Int	19-37-1	17-29-0
Average Per Attempt	4.8	10.7
Average Per Completion	9.3	18.2
Passing Touchdowns	0	2
TOTAL OFFENSE YARDS	293	637
Total offense plays	68	68
Average Gain Per Play	4.3	9.4
Fumbles: Number-Lost	1-1	1-0
Penalties: Number-Yards	5-39	6-55
PUNTS-YARDS	8-318	2-107
Average Yards Per Punt	39.8	53.5
Net Yards Per Punt	37.8	53.5
Inside 20	2	1
50+ Yards	2	1
Touchbacks	0	0
Fair catch	3	1
KICKOFF-YARDS	3-195	9-585
Average Yards Per Kickoff	65.0	65.0
Net Yards Per Kickoff	41.7	40
Touchbacks	1	9
Fair Catch Yards	25	0
Punt returns: Number-Yards-TD	0-0-0	2-16-0
AVERAGE PER RETURN	0.0	8.0
Kickoff returns: Number-Yards-TD	0-0-0	1-20-0
AVERAGE PER RETURN	0.0	20.0
Interceptions: Number-Yds-TD	0-0-0	1-21-0
FUMBLE RETURNS: NUMBER-YDS-TD	0-0-0	0-0-0
MISCELLANEOUS YARDS	0	0
POSSESSION TIME	30:00	30:00
1st Quarter	08:55	06:05
2nd Quarter	08:23	06:37
3rd Quarter	07:09	07:51
4th Quarter	05:33	09:27
Third-Down Conversions	6-18	7-13
Fourth-Down Conversions	1-3	0-1
Red-Zone Scores-Chances	2-2	6-8
Touchdowns	2	5
Field goals	0	1
Sacks By: Number-Yards	0-0	1-5
PAT Kicks	2-2	6-7
2Pts Conversions	0-0	0-0
Field Goals	0-0	1-3
Points off Turnover	0	7

EASTERN WASHINGTON				0	7	0	7	14
BOISE STATE				20	10	7	14	51
Qtr.	Time	Team	Scoring Play	Plays-Yds	TOP	EWU-BOI		
1st	13:30	BOI	#20 M. Sherrod 20 yd rush (#35 C.Boomer kick blocked)	3-75	01:10	0-6		
1st	10:01	BOI	#26 S. Gaines 8 yd rush (#35 C.Boomer kick)	6-41	02:03	0-13		
1st	02:49	BOI	#82 B.Ford 60 yd pass from #4 M.Madsen (#35 C.Boomer kick)	1-60	00:08	0-20		
2nd	08:53	EWU	#15 J. Taylor 5 yd rush (#16 S.McKee kick)	10-72	04:43	7-20		
2nd	06:26	BOI	#4 Madsen 11 yd rush (#48 C.Moore kick)	5-80	02:19	7-27		
2nd	00:50	BOI	#48 C.Moore 35 yd FG	5-31	00:53	7-30		
3rd	04:55	BOI	#80 C.Bates 20 yd rush (#48 C.Moore kick)	9-65	04:53	7-37		
4th	11:56	BOI	#82 B.Ford 6 yd pass from #4 M.Madsen (#48 C.Moore kick)	12-90	06:02	7-44		
4th	05:30	EWU	#2 N.Bell 2 yd rush (#16 S.McKee kick)	6-80	02:46	14-44		
4th	03:54	BOI	#24 D.Riley 77 yd rush (#48 C.Moore kick)	3-75	01:36	14-51		

**BOISE, Idaho** – Boise State dominated in convincing fashion Friday night, defeating Eastern Washington 51-14 in the squad's home opener at Albertsons Stadium.

The Broncos (1-1) were razor-sharp offensively, finishing with 637 total yards. Boise State recorded 328 yards from the ground attack and 309 yards in the air, marking the first time the squad has recorded over 300 yards in both areas since a Sept. 8, 2018 victory over Connecticut.

Defensively, the Blue and Orange limited the Eagles (0-2) to 117 rushing yards and 176 yards passing. Eastern Washington was held to single digits until a late touchdown with just under four minutes left in regulation.

Maddux Madsen was efficient in the pocket, matching his career-high with 307 passing yards and throwing for two touchdowns. Both scores were thrown to redshirt senior Ben Ford, including the Eagle, Idaho native's first career touchdown with a 60-yard strike in the opening quarter. Chris Marshall also added a career-high 132 receiving yards in the win.

Madsen was also one of five different Broncos to find the orange end zone from the ground, recording his eighth career rushing touchdown with an 11-yard score midway through the second frame. Malik Sherrod opened the gates first for Boise State, scoring his first touchdown as a Bronco not even two minutes into the contest with a 20-yard scamper. A little over three minutes later, his backfield mate Sire Gaines capped a six-play, 41-yard drive with an 8-yard touchdown of his own.

Cameron Bates found the end zone on a 20-yard end-around midway through the third quarter, while Dylan Riley's 78-yard rushing touchdown with 3:54 remaining put the exclamation point on the victory.

On the other side of the ball, Ty Benefield matched his career-high with nine tackles and three tackles-for-loss. Jaden Mickey, in his first career start with the Blue and Orange, notched a career-high seven tackles on the night, and became the first Bronco to force and recover the same fumble since Kekaula Kaniho did so against Hawai'i on Oct. 12, 2019.

E. WASHINGTON

Rushing	Att	Yds	TD	Lg	Avg
Jared Taylor	17	76	1	18	4.5
Nate Bell	9	36	1	10	4.0
Marceese Yetts	5	5	0	5	1.0
Passing	C-A-I	Yds	TD	Lg	Sack
Jared Taylor	14-28-0	102	0	36	1
Nate Bell	5-9-1	74	0	49	0
Receiving	Rec	Yds	YAC	TD	Lg
Noah Cronquist	4	67	16	0	49
Marceese Yetts	4	7	16	0	4
Nolan Ulm	3	30	14	0	16
Kevin Allen III	3	10	11	0	11
Jaxon Branch	2	6	1	0	8
Miles Williams	1	36	1	0	36
Wesley Garrett	1	15	12	0	15
Landon Cooper	1	5	4	0	5
Zander Turner	0	0	0	0	0

Defensive	TOT	Sk	TFL	FF	FR	INT	PBU	QH
Drew Carter	9	0.0-0	0.0-0	0	0-0	0-0	0	0
Ambrose Marsh	6	0.0-0	0.0-0	0	0-0	0-0	0	0
Bryce Smith	5	0.0-0	0.0-0	0	0-0	0-0	0	0
Read Sunn	5	0.0-0	1.0-5	0	0-0	0-0	0	0
Myles Mayovsky	4	0.0-0	0.0-0	0	0-0	0-0	1	0
Ben Voigtlaender	4	0.0-0	1.5-2	0	0-0	0-0	0	0
Josiah Goode	3	0.0-0	0.0-0	0	0-0	0-0	0	0
Jonathan Landry	3	0.0-0	0.0-0	0	0-0	0-0	0	0
Tylin Jackson	3	0.0-0	1.0-6	0	0-0	0-0	1	2
Jaylon Jenkins	2	0.0-0	0.0-0	0	0-0	0-0	1	0
Samarai Anderson	2	0.0-0	0.5-1	0	0-0	0-0	0	0
Jirah Leaupetetele	2	0.0-0	0.0-0	0	0-0	0-0	0	0
Vincent Macaluso	2	0.0-0	0.0-0	0	0-0	0-0	0	0
Miles Williams	1	0.0-0	0.0-0	0	0-0	0-0	0	0
Boden Gardner	1	0.0-0	0.0-0	0	0-0	0-0	0	0
Tyson Jacobson	1	0.0-0	0.0-0	0	0-0	0-0	0	0
Dre Greeley	1	0.0-0	0.0-0	0	0-0	0-0	0	0
Dishawn Misa	1	0.0-0	1.0-4	0	0-0	0-0	0	0
Kevin Allen III	1	0.0-0	0.0-0	0	0-0	0-0	0	0

BOISE STATE

Rushing	Att	Yds	TD	Lg	Avg
Dylan Riley	6	123	1	77	20.5
Sire Gaines	14	98	1	46	7.0
Malik Sherrod	7	42	1	20	6.0
Maddux Madsen	4	35	1	14	8.8
Cameron Bates	1	20	1	20	20.0
Seth Knothe	4	14	0	4	3.5

Passing	C-A-I	Yds	TD	Lg	Sack
Maddux Madsen	16-26-0	307	2	60	0
Max Cutforth	1-3-0	2	0	2	0

Receiving	Rec	Yds	YAC	TD	Lg
Cade Harris	8	177	74	0	74
Quin Smith	3	65	1	1	32
Bruin Fleischmann	1	5	0	1	5
Kade Frew	1	-1	2	0	0
Tre Roberson	0	0	0	0	0

Defensive	TOT	Sk	TFL	FF	FR	INT	PBU	QH
Ty Benefield	9	0.0-0	3.0-6	0	0-0	0-0	0	0
Jaden Mickey	7	0.0-0	1.0-2	1	1-0	0-0	0	0
Jeremiah Earby	6	0.0-0	0.0-0	0	0-0	0-0	0	0
Marco Notaraini	6	0.0-0	0.5-0	0	0-0	0-0	0	4
Zion Washington	4	0.0-0	0.0-0	0	0-0	0-0	1	0
David Latu	3	0.0-0	0.5-1	0	0-0	0-0	0	0
Davon Banks	2	0.0-0	0.0-0	0	0-0	0-0	0	0
Demetrius Freeney	2	0.0-0	0.0-0	0	0-0	0-0	0	0
Lopez Sanusi	2	1.0-5	1.0-5	0	0-0	0-0	0	0
Franklyn Johnson Jr.	2	0.0-0	0.0-0	0	0-0	0-0	0	0
Jake Ripp	2	0.0-0	0.0-0	0	0-0	0-0	0	0
A'Marion McCoy	1	0.0-0	0.0-0	0	0-0	0-0	1	0
Jayden Virgin-Morgan	1	0.0-0	0.0-0	0	0-0	0-0	0	1
Boen Phelps	1	0.0-0	0.0-0	0	0-0	0-0	0	1
Travis Anderson	1	0.0-0	0.0-0	0	0-0	0-0	1	0
Sterling Lane II	1	0.0-0	0.0-0	0	0-0	0-0	0	1
Derek Ganter Jr.	1	0.0-0	0.0-0	0	0-0	0-0	0	0
Cole Miller	1	0.0-0	0.0-0	0	0-0	0-0	0	0
Braxton Fely	1	0.0-0	0.0-0	0	0-0	0-0	0	0
Max Stege	1	0.0-0	0.0-0	0	0-0	0-0	0	0



## RILEY'S CAREER PERFORMANCE LIFTS BRONCOS PAST FALCONS

SEPT. 20, 2025 • FALCON STADIUM • USAFA, COLO. • ATT: 24,046

## TEAM STATISTICS

	BOI	AFA
<b>FIRST DOWNS</b>	<b>23</b>	<b>24</b>
Rushing	10	12
Passing	11	9
Penalty	2	3
<b>NET YARDS RUSHING</b>	<b>282</b>	<b>269</b>
Rushing Attempts	31	55
Average Per Rush	9.1	4.9
Rushing Touchdowns	5	3
Yards Gained Rushing	286	280
Yards Lost Rushing	4	11
<b>NET YARDS PASSING</b>	<b>310</b>	<b>242</b>
Completions-Attempts-Int	16-27-1	13-20-1
Average Per Attempt	11.5	12.1
Average Per Completion	19.4	18.6
Passing Touchdowns	2	2
<b>TOTAL OFFENSE YARDS</b>	<b>592</b>	<b>511</b>
Total offense plays	58	75
Average Gain Per Play	10.2	6.8
Fumbles: Number-Lost	1-0	0-0
Penalties: Number-Yards	12-107	6-45
<b>PUNTS-YARDS</b>	<b>2-100</b>	<b>2-88</b>
Average Yards Per Punt	50.0	44.0
Net Yards Per Punt	50	40.5
Inside 20	1	0
50+ Yards	1	0
Touchbacks	0	0
Fair catch	2	0
<b>KICKOFF-YARDS</b>	<b>8-520</b>	<b>6-389</b>
Average Yards Per Kickoff	65.0	64.8
Net Yards Per Kickoff	40	41.8
Touchbacks	8	4
Fair Catch Yards	0	0
Punt returns: Number-Yards-TD	1-7-0	0-0-0
<b>AVERAGE PER RETURN</b>	<b>7.0</b>	<b>0.0</b>
Kickoff returns: Number-Yards-TD	3-38-0	0-0-0
<b>AVERAGE PER RETURN</b>	<b>12.7</b>	<b>0.0</b>
Interceptions: Number-Yds-TD	1-23-0	1-0-0
<b>FUMBLE RETURNS: NUMBER-YDS-TD</b>	<b>0-0-0</b>	<b>0-0-0</b>
<b>MISCELLANEOUS YARDS</b>	<b>0</b>	<b>0</b>
<b>POSSESSION TIME</b>	<b>23:40</b>	<b>36:20</b>
1st Quarter	07:39	07:21
2nd Quarter	08:09	06:51
3rd Quarter	02:13	12:47
4th Quarter	05:39	09:21
Third-Down Conversions	7-10	8-14
Fourth-Down Conversions	0-0	2-3
Red-Zone Scores-Chances	3-4	6-6
Touchdowns	3	5
Field goals	0	1
Sacks By: Number-Yards	1-1	0-0
PAT Kicks	7-7	4-4
2Pts Conversions	0-0	0-1
Field Goals	0-0	1-1
Points off Turnover	0	0

BOISE STATE  
AIR FORCE14 7 14 14  
7 7 10 1349  
37

## Qtr. Time Team Scoring Play

1st	11:54	AF	#5 D.Carson 2 yd rush (#39 J.Medina kick)
1st	07:09	BOI	#24 D.Riley 4 yd rush (#35 C.Boomer kick)
1st	02:38	BOI	#24 D.Riley 34 yd rush (#35 C.Boomer kick)
2nd	10:25	BOI	#85 M.Lauter 3 yd pass from #4 M.Madsen (#35 C.Boomer kick)
2nd	04:52	AF	#4 K.Hodges 3 yd rush (#39 J.Medina kick)
3rd	13:52	AF	#9 L.Szarka 1 yd rush (#39 J.Medina kick)
3rd	11:51	BOI	#8 M.Sherrod 40 yd rush (#35 C.Boomer kick)
3rd	01:10	AF	#39 J.Medina 25 yd FG
3rd	00:58	BOI	#24 D.Riley 75 yd pass from #4 M.Madsen (#35 C.Boomer kick)
4th	09:44	AF	#18 Q.Smith 12 yd pass from #9 L.Szarka (#44 R.Conti rush failed)
4th	05:18	BOI	#24 D.Riley 8 yd rush (#35 C.Boomer kick)
4th	02:26	AF	#88 B.Fleischmann 5 yd pass from #9 L.Szarka
4th	02:08	BOI	#24 D.Riley 43 yd rush (#35 C.Boomer kick)

USAFA, Colo. — A legendary performance from running back Dylan Riley led Boise State past Air Force, 49-37, Saturday night.

The sophomore found the end zone five times in the victory, rushing for four scores and catching another. Riley totaled a career-high 255 all-purpose yards, notching 171 rushing yards and 84 receiving yards.

Riley was the highlight of a successful offensive assault, with the Broncos (2-1, 1-0 Mountain West) totaling 592 of total offense. The Blue and Orange recorded 500+ yards of total offense in back-to-back games, a feat that hasn't occurred since the 2019 season.

Maddux Madsen was also stellar in the win, brushing off an early first-quarter injury to throw for 276 yards and two touchdowns. The redshirt junior moved into the top 10 in program history in several categories, including career touchdowns (37), passing yards (5,060) and 200+ yard games (12).

The Falcons (1-2, 0-2 MW) notched the first score of the game, scoring on a 2-yard rush nearly four minutes into the action. Riley answered the call for the squad, scoring touchdowns on back-to-back drives to give the Broncos a 14-7 lead at the end of the first quarter.

Madsen found Matt Lauter for a 3-yard pass-and-catch early in the second quarter to give the Broncos a two-score advantage. Air Force responded on the ensuing drive with a 10-play, 72-yard scoring drive to bring the score within seven points as the teams entered the locker room.

The Falcons tied the game with a touchdown on the opening drive of the second half, but a 40-yard touchdown rush from Malik Sherrod gave the Broncos a 28-21 advantage. Air Force answered with a 10-minute, 19-play drive that ended in a field goal.

On the first play of the ensuing possession, Riley scored off a 75-yard touchdown reception off a screen pass to give Boise State a two-possession edge. The Falcons scored yet another touchdown, but failed to convert the 2-point conversion.

## BOISE STATE

Rushing	Att	Yds	TD	Lg	Avg
Dylan Riley	19	171	4	43	9.0
Malik Sherrod	7	80	1	40	11.4
Sire Gaines	3	34	0	13	11.3

## Passing

Maddux Madsen	C-A-I	Yds	TD	Lg	Sack
Maddux Madsen	13-23-1	276	2	75	0
Max Cutforth	3-4-0	34	0	17	0

## Receiving

	Rec	Yds	YAC	TD	Lg
Latrell Caples	5	87	34	0	31
Dylan Riley	2	84	93	1	75
Malik Sherrod	2	36	28	0	24
Matt Wagner	2	28	8	0	24
Matt Lauter	2	23	22	1	20
Ben Ford	1	22	3	0	22
Chase Penry	1	17	15	0	17
Chris Marshall	1	13	8	0	13

## Defensive

TOT	Sk	TFL	FF	FR	INT	PBU	QH
Ty Benefield	11	0.0-0	2.0-7	0	0-0-1-23	0	0
Marco Notaraini	10	0.0-0	0.0-0	0	0-0-0-0	0	0
Zion Washington	10	0.0-0	1.0-1	0	0-0-0-0	0	0
Jeremiah Earby	8	0.0-0	1.0-1	0	0-0-0-0	0	0
Boen Phelps	7	0.0-0	0.0-0	0	0-0-0-0	0	0
A'Marion McCoy	6	0.0-0	1.0-1	0	0-0-0-0	0	0
Jake Ripp	6	0.0-0	0.0-0	0	0-0-0-0	0	0
Jayden Virgin-Morgan	4	0.0-0	0.0-0	0	0-0-0-0	0	0
Max Stege	4	0.0-0	0.0-0	0	0-0-0-0	0	0
Malakai Williams	3	1.0-1	1.0-1	0	0-0-0-0	0	1
Dion Washington	2	0.0-0	0.0-0	0	0-0-0-0	0	0
Keanu Mailoto	2	0.0-0	0.0-0	0	0-0-0-0	1	0
Michael Madrie	1	0.0-0	0.0-0	0	0-0-0-0	0	0
Lopez Sanusi	1	0.0-0	0.0-0	0	0-0-0-0	0	0
Braxton Fely	1	0.0-0	0.0-0	0	0-0-0-0	0	0

Plays-Yds	TOP	BOI-AF
5-75	02:07	0-7
9-75	04:45	7-7
5-68	01:55	14-7
10-52	04:32	21-7
10-72	05:33	21-14
3-75	01:08	21-21
4-75	02:01	28-21
19-67	10:41	28-24
1-75	00:12	35-24
12-75	06:14	35-30
8-75	04:26	42-30
6-75	02:52	42-37
3-50	00:16	49-37

## AIR FORCE

Rushing	Att	Yds	TD	Lg	Avg
Liam Szarka	20	111	1	38	5.6
Dylan Carson	16	109	1	64	6.8
Cade Harris	5	15	0	10	3.0
Kade Frew	4	13	0	10	3.2
Owen Allen	4	7	0	3	1.8
Josh Johnson	2	6	0	3	3.0
Kemper Hodges	2	5	1	3	2.5
Rocco Conti	1	4	0	4	4.0

## Passing

	C-A-I	Yds	TD	Lg	Sack
Liam Szarka	13-18-1	242	2	74	1
Josh Johnson	0-2-0	0	0	0	0

## Receiving

	Rec	Yds	YAC	TD	Lg
Cade Harris	8	177	74	0	74
Quin Smith	3	65	1	1	32
Bruin Fleischmann	1	5	0	1	5
Kade Frew	1	-1	2	0	0
Tre Roberson	0	0	0	0	0

## Defensive

TOT	Sk	TFL	FF	FR	INT	PBU	QH
Max Mustell	13	0.0-0	0.0-0	0	0-0-1-0	1	0
Blake Fletcher	9	0.0-0	0.5-1	0	0-0-0-0	0	0
Roger Jones	6	0.0-0	0.0-0	0	0-0-0-0	0	0
Luke Fisher	5	0.0-0	0.5-0	0	0-0-0-0	0	1
Korey Johnson	5	0.0-0	0.0-0	0	0-0-0-0	1	0
Nick Beckwith	4	0.0-0	0.0-0	0	0-0-0-0	0	0
Jordan Elie-Stuart	3	0.0-0	0.0-0	0	0-0-0-0	0	0
Brody Bujnoch	3	0.0-0	0.0-0	0	0-0-0-0	0	0
Payton Zdroik	2	0.0-0	0.0-0	0	0-0-0-0	0	1
Evan Rau	1	0.0-0	0.0-0	0	0-0-0-0	0	0
Daniel Grobe	1	0.0-0	0.0-0	0	0-0-0-0	0	0
Mason Hayes	1	0.0-0	0.0-0	0	0-0-0-0	0	0
Brodie Mitchell	1	0.0-0	0.0-0	0	0-0-0-0	0	0
Liam Szarka	1	0.0-0	0.0-0	0	0-0-0-0	0	0
Isaac Hubert	1	0.0-0	0.0-0	0	0-0-0-0	0	2





## BRONCOS DOMINATE APP STATE FOR THIRD CONSECUTIVE VICTORY

SEPT. 27, 2025 • ALBERTSONS STADIUM • BOISE, IDAHO • ATT: 32,904

## TEAM STATISTICS

	APP	BOI
<b>FIRST DOWNS</b>	<b>9</b>	<b>25</b>
Rushing	4	7
Passing	3	15
Penalty	2	3
<b>NET YARDS RUSHING</b>	<b>119</b>	<b>152</b>
Rushing Attempts	29	44
Average Per Rush	4.1	3.5
Rushing Touchdowns	1	0
Yards Gained Rushing	141	187
Yards Lost Rushing	22	35
<b>NET YARDS PASSING</b>	<b>65</b>	<b>321</b>
Completions-Attempts-Int	12-28-3	25-38-0
Average Per Attempt	2.3	8.4
Average Per Completion	5.4	12.8
Passing Touchdowns	1	4
<b>TOTAL OFFENSE YARDS</b>	<b>184</b>	<b>473</b>
Total offense plays	57	82
Average Gain Per Play	3.2	5.8
Fumbles: Number-Lost	1-1	2-0
Penalties: Number-Yards	11-94	5-55
<b>PUNTS-YARDS</b>	<b>7-332</b>	<b>4-164</b>
Average Yards Per Punt	47.4	41.0
Net Yards Per Punt	44.6	29.8
Inside 20	0	2
50+ Yards	3	0
Touchbacks	1	0
Fair catch	5	3
<b>KICKOFF-YARDS</b>	<b>3-203</b>	<b>9-578</b>
Average Yards Per Kickoff	67.7	64.2
Net Yards Per Kickoff	46.7	41.2
Touchbacks	1	7
Fair Catch Yards	25	0
Punt returns: Number-Yards-TD	1-45-0	1-0-0
<b>AVERAGE PER RETURN</b>	<b>45.0</b>	<b>0.0</b>
Kickoff returns: Number-Yards-TD	2-32-0	1-13-0
<b>AVERAGE PER RETURN</b>	<b>16.0</b>	<b>13.0</b>
Interceptions: Number-Yds-TD	0-0-0	3-57-2
<b>FUMBLE RETURNS: NUMBER-YDS-TD</b>	<b>0-0-0</b>	<b>0-0-0</b>
<b>MISCELLANEOUS YARDS</b>	<b>0</b>	<b>0</b>
<b>POSSESSION TIME</b>	<b>21:50</b>	<b>38:10</b>
1st Quarter	06:29	08:31
2nd Quarter	07:56	07:04
3rd Quarter	04:22	10:38
4th Quarter	03:03	11:57
Third-Down Conversions	2-13	9-18
Fourth-Down Conversions	1-1	2-3
Red-Zone Scores-Chances	2-2	3-4
Touchdowns	2	2
Field goals	0	1
Sacks By: Number-Yards	2-24	5-27
PAT Kicks	2-2	5-5
2Pts Conversions	0-0	0-1
Field Goals	0-0	2-2
Points off Turnover	0	14

## APP STATE

## BOISE STATE

## Qtr. Time Team Scoring Play

Qtr.	Time	Team	Scoring Play
1st	09:49	BOI	#3 L.Caples 10 yd pass from #4 M.Madsen (#35 C.Boomer kick)
1st	01:49	BOI	#7 A.McCoy 26 yd interception return (#35 C.Boomer kick)
2nd	07:07	BOI	#82 B.Ford 14 yd pass from #4 M.Madsen (#35 C.Boomer kick)
2nd	01:16	APP	#8 D.Stroman 7 yd pass from #5 A.Swann (#90 D.De Freitas kick)
2nd	00:05	BOI	#35 C.Boomer 25 yd FG
3rd	10:40	APP	#22 J.Lewis 3 yd rush (#90 D.De Freitas kick)
3rd	05:59	BOI	#35 C.Boomer 40 yd FG
3rd	01:24	BOI	#25 Q.Brown 29 yd pass from #4 M.Madsen (#5 C.Marshall pass from #4 M.Madsen failed)
4th	10:47	BOI	#3 L.Caples 34 yd pass from #4 M.Madsen (#35 C.Boomer kick)
4th	10:21	BOI	#41 B.Phelps 33 yd interception return (#35 C.Boomer kick)

0

14

7

10

7

9

0

14

14

47

## Plays-Yds

## TOP

## APP-BOI

10-75	05:11	0-7
	01:35	0-14
10-80	05:53	0-21
14-75	05:51	7-21
9-62	01:11	7-24
3-42	00:46	14-24
11-58	04:35	14-27
7-58	03:07	14-33
8-69	04:07	14-40
	00:26	14-47

**BOISE, Idaho** – Boise State utilized a complete team effort to dominate App State, 47-14, to win its third consecutive game of the season on Saturday.

The Broncos (3-1, 1-0 Mountain West) generated 473 yards of offense and held the Mountaineers (2-2, 0-1 SBC) to 184 yards on the night. Boise State forced four turnovers in the victory, including two interception returns for touchdowns, a feat the program hadn't accomplished since a Sept. 25, 2015 win over Virginia.

Quarterback Maddux Madsen was spectacular in the win, throwing for a career-high 321 yards and matching his career-high with four touchdown strikes. The redshirt junior completed 25 of his 37 attempts, and threw to 10 different receivers for the second time this season.

Latrell Caples received the benefit of Madsen's accuracy on the night, hauling in a pair of touchdown passes to record his third-career multi-touchdown performance. Ben Ford also recorded a touchdown in the air, while freshman Quinton Brown notched his first career touchdown reception in the third quarter.

The Broncos utilized a balanced attack on the ground, creating 152 rushing yards in the contest. Sire Gaines led the way, recording 69 yards on 12 carries. Malik Sherrod added 49 yards while Dylan Riley finished with 46 yards on the night.

Defensively, Boise State held the third-ranked passing attack in the country to just 65 yards through the air, the lowest total the Broncos have allowed since a game against Wyoming in 2020. The Blue and Orange recorded three total interceptions in the victory, with A'Marion McCoy and Boen Phelps returning their picks for scores.

Ty Benefield led the team in tackles for the third time this season, finishing with seven total. Braxton Fely recorded a career-high two sacks on the evening, with Sterling Lane II, Jayden Virgin-Morgan and Malakai Williams each adding a sack of their own.

## APP STATE

Rushing	Att	Yds	TD	Lg	Avg
Rashod Dubinion	17	113	0	39	6.6
Jaquari Lewis	7	23	1	7	3.3
Billy Wiles	2	4	0	5	2.0
AJ Swann	3	-21	0	0	-7.0

Passing	C-A-I	Yds	TD	Lg	Sack
AJ Swann	11-24-2	64	1	12	3
Noah Gillon	0-2-0	0	0	0	0
Billy Wiles	1-2-1	1	0	1	2

Receiving	Rec	Yds	YAC	TD	Lg
Izayah Cummings	3	20	11	0	9
Jose Leon	3	12	9	0	7
William Fowles	1	12	4	0	12
Rashod Dubinion	1	10	14	0	10
Dalton Stroman	1	7	0	1	7
AJ Swann	1	2	2	0	2
David Larkins	1	1	2	0	1
Jaquari Lewis	1	1	2	0	1

Defensive	TOT	Sk	TFL	FF	FR	INT	PBU	QH
Jaelin Willis	10	0-0-0	0-0-0	0-0-0	0-0-0	0	0	0
Emory Floyd	8	0-0-0	1-0-3	0-0-0	0-0-0	0	0	0
Kyle Arnholt	7	0-0-0	0-0-0	0-0-0	0-0-0	0	0	0
Zyair Gamble	6	0-0-0	0-5-0	0-0-0	0-0-0	0	0	0
Dylan Manuel	6	0-0-0	0-5-1	0-0-0	0-0-0	0	1	0
Elijah Mc-Cantos	5	0-0-0	0-0-0	0-0-0	0-0-0	1	0	0
Rondo Porter	5	0-0-0	0-0-0	0-0-0	0-0-0	1	0	0
Joseph Bakholle	4	1-0-9	2-5-12	0-0-0	0-0-0	0	0	0
Brayshaw Littlejohn	4	0-0-0	1-0-0	0-0-0	0-0-0	0	0	0
Jordan Favors	3	0-0-0	1-0-2	0-0-0	0-0-0	0	0	0
Ethan Johnson	3	0-0-0	0-0-0	0-0-0	0-0-0	0	0	0
Colton Phares	3	0-0-0	0-5-1	0-0-0	0-0-0	0	0	0
DeNigel Cooper	3	0-0-0	0-0-0	0-0-0	0-0-0	0	0	0
Thomas Davis	3	0-0-0	0-5-1	0-0-0	0-0-0	0	1	0
Nick Campbell	3	0-0-0	0-5-0	0-0-0	0-0-0	0	0	0
Kevin Abrams-Verwayne	2	1-0-15	1-0-15	1-0-0	0-0-0	0	2	0
Caleb Sandstrom	1	0-0-0	0-0-0	0-0-0	0-0-0	0	0	0

## BOISE STATE

Rushing	Att	Yds	TD	Lg	Avg
Sire Gaines	12	69	0	28	5.8
Malik Sherrod	9	49	0	22	5.4
Dylan Riley	16	46	0	6	2.9
Seth Knothe	3	12	0	5	4.0
Max Cutforth	1	-9	0	0	-9.0
Maddux Madsen	2	-14	0	1	-7.0

Passing	C-A-I	Yds	TD	Lg	Sack
Maddux Madsen	25-37-0	321	4	34	1
Max Cutforth	0-1-0	0	0	0	1

Receiving	Rec	Yds	YAC	TD	Lg
Latrell Caples	5	84	31	2	34
Chris Marshall	3	52	18	0	26
Ben Ford	3	45	10	1	18
Matt Lauter	3	45	39	0	20
Matt Wagner	3	29	16	0	15
Malik Sherrod	3	21	28	0	11
Sire Gaines	2	5	8	0	6
Quinton Brown	1	29	0	1	29
Cameron Bates	1	11	0	0	11
Dylan Riley	1	0	6	0	0
Demetric Whitlock Jr.	0	0	0	0	0

Defensive	TOT	Sk	TFL	FF	FR	INT	PBU	QH
Ty Benefield	7	0-0-0	0-0-0	0-0-0	0-0-0	0	0	0
Marco Notaraini	6	0-0-0	0-0-0	0-0-0	0-0-0	0	0	0
Boen Phelps	6	0-0-0	0-0-0	0-0-0	0-0-0	1-33	0	1
Jayden Virgin-Morgan	6	1-0-6	1-0-6	0-0-0	0-0-0	0	0	0
Zion Washington	4	0-0-0	0-0-0	0-0-0	0-0-0	0	0	0
Jake Ripp	4	0-0-0	0-0-0	0-0-0	0-0-0	0	0	2
Braxton Fely	2	2-0-15	2-0-15	0-0-0	0-0-0	0	0	0
Max Stege	2	0-0-0	0-0-0	0-0-0	0-0-0	0	0	1
Michael Madrie	2	0-0-0	0-0-0	0-0-0	0-0-0	0	0	0
Jeremiah Earby	2	0-0-0	0-0-0	0-0-0	0-0-0	0	0	2
Lopez Sanusi	2	0-0-0	0-0-0	0-0-0	0-0-0	0	0	0
A'Marion McCoy	2	0-0-0	0-0-0	0-0-0	0-0-1-26	0	0	0
Malakai Williams	2	1-0-5	1-0-5	1-0-0	0-0-0	0	1	0



## BOISE STATE FALLS TO NO. 21/21 NOTRE DAME

OCT. 4, 2025 • NOTRE DAME STADIUM • SOUTH BEND, IND. • ATT: 77,662

## TEAM STATISTICS

	BOI	ND
<b>FIRST DOWNS</b>	<b>23</b>	<b>19</b>
Rushing	7	6
Passing	11	10
Penalty	5	3
<b>NET YARDS RUSHING</b>	<b>100</b>	<b>200</b>
Rushing Attempts	34	31
Average Per Rush	2.9	6.5
Rushing Touchdowns	1	2
Yards Gained Rushing	133	223
Yards Lost Rushing	33	23
<b>NET YARDS PASSING</b>	<b>215</b>	<b>189</b>
Completions-Attempts-Int	22-37-4	15-23-0
Average Per Attempt	5.8	8.2
Average Per Completion	9.8	12.6
Passing Touchdowns	0	2
<b>TOTAL OFFENSE YARDS</b>	<b>315</b>	<b>389</b>
Total offense plays	71	54
Average Gain Per Play	4.4	7.2
Fumbles: Number-Lost	1-0	3-0
Penalties: Number-Yards	13-112	11-112
<b>PUNTS-YARDS</b>	<b>4-155</b>	<b>3-133</b>
Average Yards Per Punt	38.8	44.3
Net Yards Per Punt	34.2	37.7
Inside 20	0	1
50+ Yards	1	0
Touchbacks	0	1
Fair catch	0	1
<b>KICKOFF-YARDS</b>	<b>2-130</b>	<b>5-325</b>
Average Yards Per Kickoff	65.0	65.0
Net Yards Per Kickoff	40	40
Touchbacks	2	5
Fair Catch Yards	0	0
Punt returns: Number-Yards-TD	0-0-0	2-18-0
<b>AVERAGE PER RETURN</b>	<b>0.0</b>	<b>9.0</b>
Kickoff returns: Number-Yds-TD	0-0-0	0-0-0
<b>AVERAGE PER RETURN</b>	<b>0.0</b>	<b>0.0</b>
Interceptions: Number-Yds-TD	0-0-0	4-28-0
<b>FUMBLE RETURNS: NUMBER-YDS-TD</b>	<b>0-0-0</b>	<b>0-0-0</b>
<b>MISCELLANEOUS YARDS</b>	<b>0</b>	<b>0</b>
<b>POSSESSION TIME</b>	<b>35:46</b>	<b>24:14</b>
1st Quarter	07:39	07:21
2nd Quarter	07:37	07:23
3rd Quarter	08:49	06:11
4th Quarter	11:41	03:19
Third-Down Conversions	6-15	4-9
Fourth-Down Conversions	1-3	0-2
Red-Zone Scores-Chances	1-1	3-4
Touchdowns	1	3
Field goals	0	0
Sacks By: Number-Yards	0-0	4-33
PAT Kicks	1-1	2-3
2Pts Conversions	0-0	1-1
Field Goals	0-0	0-0
Points off Turnover	0	0

## BOISE STATE

## NO. 21/21 NOTRE DAME

0	7	0	0	7
6	8	7	7	28

## Qtr. Time Team Scoring Play

1st	04:47	ND	#2 W.Pauling 19 yd pass from #13 C.Carr (#18 E.Schmidt kick blocked)
2nd	04:03	BOI	#4 M.Madsen 1 yd rush (#35 C.Boomer kick)
2nd	00:48	ND	#4 J.Love 4 yd rush (#2 W.Pauling pass from #13 C.Carr)
3rd	05:49	ND	#0 M.Fields 6 yd pass from #13 C.Carr (#48 M.Diomed kick)
4th	07:54	ND	#24 J.Price 49 yd rush (#48 M.Diomed kick)

## Plays-Yds

## TOP

## BOI-ND

6-69	02:25	0-6
10-72	05:24	7-6
9-75	03:15	7-14
10-79	04:31	7-21
2-52	00:43	7-28

**SOUTH BEND, Ind.** — Boise State dropped its final nonconference game of the season, losing to No. 21/21 Notre Dame 28-7 on Saturday.

The Broncos (3-2, 1-0 Mountain West) generated 315 yards of total offense, including 215 yards in the air and 100 yards on the ground. Conversely, The Fighting Irish (3-2) recorded 389 yards of offense, including 189 yards passing and 200 yards rushing. Boise State committed four turnovers in the loss.

Notre Dame found the end zone first, scoring on a 19-yard touchdown pass with just under five minutes left in the opening quarter. Braxton Fely blocked the point after, marking the 27th consecutive season the Broncos have blocked a kick in a season.

Boise State took the lead with 4:03 in the second quarter when Maddux Madsen found the end zone with his legs in the second quarter. The redshirt junior scored off a play-action keeper from 1-yard out, capping a 10-play, 72-yard drive.

Notre Dame responded, driving the length of the field on the ensuing possession to score a touchdown with 48 seconds left in the half. The Fighting Irish converted the two-point conversion to take a 14-7 advantage to the locker room.

Notre Dame made it a two-score game with a 6-yard touchdown pass midway through the third quarter. The Fighting Irish put the exclamation point on the contest with a 49-yard touchdown rush midway through the fourth quarter.

## BOISE STATE

Rushing	Att	Yds	TD	Lg	Avg
Sire Gaines	11	39	0	9	3.5
Dylan Riley	5	33	0	20	6.6
Cameron Bates	2	17	0	10	8.5
Malik Sherrod	3	6	0	4	2.0
Maddux Madsen	13	5	1	10	0.4

## Passing

C-A-I	Yds	TD	Lg	Sack	
Maddux Madsen	22-37-4	215	0	28	4

## Receiving

Latrell Caples	6	52	16	0	13
Chris Marshall	4	58	27	0	28
Ben Ford	3	28	18	0	13
Malik Sherrod	3	22	13	0	10
Matt Wagner	2	30	30	0	28
Dylan Riley	2	11	10	0	9
Chase Penry	1	7	2	0	7
Luke Voorhees	1	7	5	0	7

## Defensive

Ty Benefield	8	0.0-0	0.5-4	1	0-0	0-0	1	0
Jake Ripp	6	0.0-0	1.5-6	0	0-0	0-0	0	1
Jeremiah Earby	5	0.0-0	0.0-0	0	0-0	0-0	0	0
A'Marion McCoy	5	0.0-0	0.5-2	0	0-0	0-0	0	0
Zion Washington	5	0.0-0	0.5-1	0	0-0	0-0	0	0
Boen Phelps	5	0.0-0	0.5-0	0	0-0	0-0	0	0
Marco Notarainni	4	0.0-0	1.0-3	0	0-0	0-0	0	0
Davon Banks	3	0.0-0	0.5-4	0	0-0	0-0	0	0
Michael Madrie	2	0.0-0	0.0-0	0	0-0	0-0	0	0
Dion Washington	2	0.0-0	0.0-0	0	0-0	0-0	0	0
Jayden Virgin-Morgan	2	0.0-0	0.0-0	0	0-0	0-0	0	0
Braxton Fely	1	0.0-0	0.0-0	0	0-0	0-0	0	0
Cameron Bates	1	0.0-0	0.0-0	0	0-0	0-0	0	0
Luke Voorhees	1	0.0-0	0.0-0	0	0-0	0-0	0	0

## #21/21 NOTRE DAME

Rushing	Att	Yds	TD	Lg	Avg
Jeremiah Love	16	103	1	36	6.4
Jadarian Price	8	83	1	49	10.4
CJ Carr	3	25	0	28	8.3
Jordan Faison	1	-8	0	0	-8.0

## Passing

CJ Carr	15-23-0	189	2	24	0
---------	---------	-----	---	----	---

## Receiving

Receiving	Rec	Yds	YAC	TD	Lg
Jordan Faison	6	83	41	0	24
Malachi Fields	4	44	24	1	22
Will Pauling	2	43	16	1	24
Eli Raridon	2	8	3	0	5
Jeremiah Love	1	11	7	0	11

## Defensive

Kyngstonn Villamu-Asa	8	0.5-4	0.5-4	0	0-0	0-0	1	0
Jaiden Ausberry	8	1.0-9	1.0-9	0	0-0	0-0	0	0
Adon Shuler	7	0.0-0	0.0-0	0	0-0	0-0	0	0
Leonard Moore	6	0.0-0	0.0-0	1	0-0	2-4	0	0
Dallas Golden	6	0.0-0	0.0-0	0	0-0	0-0	0	0
Tae Johnson	5	0.0-0	0.0-0	0	0-0	1-24	0	0
Drayk Bowen	5	1.0-8	1.0-8	0	0-0	0-0	0	0
Jordan Botelho	4	0.0-0	0.0-0	0	0-0	0-0	0	0
Boubacar Traore	4	0.5-4	0.5-4	0	0-0	0-0	0	1
Jaylen Sneed	3	1.0-8	1.0-8	0	0-0	0-0	0	0
Jalen Stroman	2	0.0-0	0.0-0	0	0-0	0-0	0	0
Luke Talich	2	0.0-0	0.0-0	0	0-0	1-0	0	0
Gabriel Rubio	2	0.0-0	0.0-0	0	0-0	0-0	0	0
Mark Zackery IV	2	0.0-0	0.0-0	0	0-0	0-0	0	0
Elijah Hughes	2	0.0-0	0.0-0	0	0-0	0-0	0	0
Jared Dawson	1	0.0-0	0.0-0	0	0-0	0-0	0	0
Christian Gray	1	0.0-0	0.0-0	0	0-0	0-0	1	0
Bryce Young	1	0.0-0	0.0-0	0	0-0	0-0	0	1
Joshua Burnham	1	0.0-0	0.0-0	0	0-0	0-0	0	0
Donovan Hinish	1	0.0-0	0.0-0	0	0-0	0-0	0	0
Jason Onye	1	0.0-0	0.0-0	0	0-0	0-0	0	0





BRONCOS PUSH PAST LOBOS

OCT. 11, 2025 • ALBERTSONS STADIUM • BOISE, IDAHO • ATT: 32,982

TEAM STATISTICS

	UNM	BOI
FIRST DOWNS	11	27
Rushing	3	9
Passing	7	15
Penalty	1	3
NET YARDS RUSHING	49	161
Rushing Attempts	24	54
Average Per Rush	2.0	3.0
Rushing Touchdowns	0	2
Yards Gained Rushing	65	192
Yards Lost Rushing	16	31
NET YARDS PASSING	182	236
Completions-Attempts-Int	15-30-2	22-32-0
Average Per Attempt	6.1	7.4
Average Per Completion	12.1	10.7
Passing Touchdowns	2	3
TOTAL OFFENSE YARDS	231	397
Total offense plays	54	86
Average Gain Per Play	4.3	4.6
Fumbles: Number-Lost	1-1	0-0
Penalties: Number-Yards	8-69	7-50
PUNTS-YARDS	2-69	2-86
Average Yards Per Punt	46.5	43.0
Net Yards Per Punt	48	43
Inside 20	0	1
50+ Yards	1	0
Touchbacks	0	0
Fair catch	1	1
KICKOFF-YARDS	4-260	8-520
Average Yards Per Kickoff	65.0	65.0
Net Yards Per Kickoff	41.5	31.5
Touchbacks	3	6
Fair Catch Yards	0	0
Punt returns: Number-Yards-TD	0-0-0	1-7-0
AVERAGE PER RETURN	0.0	7.0
Kickoff returns: Number-Yards-TD	2-118-1	1-19-0
AVERAGE PER RETURN	59.0	19.0
Interceptions: Number-Yds-TD	0-0-0	2-10-0
FUMBLE RETURNS: NUMBER-YDS-TD	0-0-0	0-0-0
MISCELLANEOUS YARDS	0	0
POSSESSION TIME	19:25	40:35
1st Quarter	02:45	12:15
2nd Quarter	04:27	10:33
3rd Quarter	05:01	09:59
4th Quarter	07:12	07:48
Third-Down Conversions	4-13	7-18
Fourth-Down Conversions	2-3	6-7
Red-Zone Scores-Chances	3-3	5-5
Touchdowns	2	4
Field goals	1	1
Sacks By: Number-Yards	4-21	2-8
PAT Kicks	2-2	5-5
2Pts Conversions	1-1	0-0
Field Goals	1-1	2-2
Points off Turnover	0	7

	NEW MEXICO	0	14	3	8	25
BOISE STATE		10	7	3	21	41

Qtr.	Time	Team	Scoring Play	Plays-Yds	TOP	UNM-BOI
1st	11:19	BOI	#35 C.Boomer 24 yd FG	8-12	03:29	0-3
1st	00:00	BOI	#26 S.Gaines 2 yd rush (#35 C.Boomer kick)	13-74	06:37	0-10
2nd	14:47	UNM	#1 D.Bankston 100 yd kickoff return (#13 L.Drzewiecki kick)		00:00	7-10
2nd	10:30	UNM	#7 D.Thomas 1 yd pass from #2 J.Layne (#13 L.Drzewiecki kick)	8-58	02:50	14-10
2nd	03:20	BOI	#82 B.Ford 6 yd pass from #4 M.Madsen (#35 C.Boomer kick)	14-75	07:10	14-17
3rd	09:22	BOI	#35 C.Boomer 50 yd FG	11-43	05:38	14-20
3rd	04:21	UNM	#13 L.Drzewiecki 29 yd FG	10-64	05:01	17-20
4th	14:22	BOI	#26 S.Gaines 4 yd rush (#35 C.Boomer kick)	9-75	04:59	17-27
4th	07:31	BOI	#45 T.Grizzle 10 yd pass from #37 O.Doyle (#35 C.Boomer kick)	9-46	04:18	17-34
4th	05:14	BOI	#82 B.Ford 25 yd pass from #4 M.Madsen (#35 C.Boomer kick)	4-33	01:36	17-41
4th	01:16	UNM	#6 K.Johnson 4 yd pass from #13 J.Laubstein (#13 J.Laubstein rush)	15-75	03:58	25-41

**BOISE, Idaho** – Boise State used a strong fourth quarter to pull away from New Mexico, winning 41-25 Saturday night at Albertsons Stadium.

Holding a 20-17 lead entering the final frame, the Broncos (4-2, 2-0 Mountain West) scored three consecutive touchdowns to solidify the victory over the Lobos (3-3, 0-2 MW).

Boise State recorded 397 total yards of offense in the win, generating 236 yards through the air and 161 on the ground. Conversely, the Bronco defense held the Lobos to 182 yards passing and only 49 rushing yards.

The Broncos also recorded three takeaways, notching a fumble and a pair of interceptions in the contest. Offensively, Maddux Madsen found Ben Ford for a pair of touchdowns in the air, while Sire Gaines added two touchdowns on the ground. Additionally, the Broncos took advantage of a broken play, when holder Oscar Doyle found Troy Grizzle for a 10-yard touchdown pass in the fourth quarter.

The Blue and Orange were dominant from the get-go defensively, forcing turnovers on back-to-back possessions. Colton Boomer connected from 24-yards out to put Boise State on the board first and Gaines scored the first of his two touchdowns as time expired in the opening quarter to give the Broncos a 10-0 lead.

The Lobos returned the ensuing kickoff for a score to cut the Boise State lead to three. New Mexico took the lead midway through the quarter with a touchdown reception following an 8-play, 58-yard drive. The first Madsen-to-Ford connection of the night put the Broncos back on the top, with the duo scoring from six yards out with 3:20 remaining in the half as the squad took a 17-14 lead to the locker room.

Boomer tacked on three points with a 50-yard field goal in the third quarter, marking his fourth 50+ yard field goal of his career. The Lobos responded with a field goal of their own to cut the deficit to 20-17 entering the final quarter.

NEW MEXICO

Rushing	Att	Yds	TD	Lg	Avg
Damon Bankston	9	18	0	8	2.0
D.J. McKinney	3	15	0	12	5.0
James Laubstein	2	13	0	9	6.5
Scottie Humphrey	3	8	0	3	2.7
Deshaun Buchanan	1	0	0	0	0.0
Jack Layne	5	-4	0	3	-0.8

Passing	C-A-I	Yds	TD	Lg	Sack
Jack Layne	7-17-2	115	1	36	2
James Laubstein	8-11-0	67	1	26	0
D.J. McKinney	0-2-0	0	0	0	0

Receiving	Rec	Yds	YAC	TD	Lg
Keagan Johnson	5	38	5	1	21
Tavian Combs	4	61	41	1	26
Damon Bankston	2	52	14	0	36
Cade Keith	2	22	11	0	13
Scottie Humphrey	1	6	4	0	6
Shawn Miller	1	3	5	0	3

Defensive	TOT	Sk	TFL	FF	FR	INT	PBU	QH
Jaxton Eck	18	0.0-0	0.0-0	0	0	0-0	0	0
CJ McBean	8	0.0-0	0.0-0	0	0	0-0	0	0
Ky'won McCray	6	0.0-0	0.0-0	0	0	0-0	0	0
Tavian Combs	6	0.0-0	0.0-0	0	0	0-0	0	0
Jon Johnson	5	0.0-0	0.0-0	0	0	0-0	0	0
Keyshawn James-Newby	5	2.0-7	3.0-8	0	0	0-0	1	0
Mercury Swaim	4	0.0-0	0.0-0	0	0	0-0	0	0
Gabriel Lopez	4	0.0-0	1.5-2	0	0	0-0	0	0
Okiki Olorunfunmi	3	0.0-0	1.0-1	0	0	0-0	0	0
Darren Agu	3	0.0-0	0.0-0	0	0	0-0	0	0
Brian Booker	3	0.0-0	1.5-2	0	0	0-0	1	0
David Murphy	3	0.0-0	0.0-0	0	0	0-0	0	0
Chris Gant Jr.	3	0.0-0	0.0-0	0	0	0-0	0	0
Brett Karhu	3	0.0-0	1.5-2	0	0	0-0	0	0
Keagan Johnson	2	0.0-0	0.0-0	0	0	0-0	0	0

BOISE STATE

Rushing	Att	Yds	TD	Lg	Avg
Dylan Riley	18	101	0	28	5.6
Sire Gaines	20	65	2	12	3.2
Malik Sherrod	7	16	0	5	2.3
Maddux Madsen	7	-19	0	2	-2.7

Passing	C-A-I	Yds	TD	Lg	Sack
Maddux Madsen	21-31-0	226	2	25	4
Oscar Doyle	1-1-0	10	1	10	0

Receiving	Rec	Yds	YAC	TD	Lg
Ben Ford	6	78	20	2	25
Chris Marshall	5	70	18	0	23
Matt Lauter	4	31	21	0	17
Malik Sherrod	3	18	12	0	7
Dylan Riley	1	14	13	0	14
Cameron Bates	1	11	0	0	11
Troy Grizzle	1	10	0	1	10
Sire Gaines	1	4	4	0	4

Defensive	TOT	Sk	TFL	FF	FR	INT	PBU	QH
Jayden Virgin-Morgan	6	1.0-2	3.5-9	1	0	0-0	0	4
Samuel Brooks	5	0.0-0	0.0-0	0	0	0-0	0	0
Jeremiah Earby	4	0.0-0	0.0-0	0	0	0-0	1	0
Derek Ganter Jr.	4	0.0-0	0.0-0	0	0	0-0	0	0
Jake Ripp	2	0.0-0	0.0-0	0	0	0-0	0	0
Dion Washington	2	0.0-0	0.0-0	0	0	0-0	0	0
Braxton Fely	2	1.0-6	1.0-6	0	0	0-0	0	0
Max Stege	2	0.0-0	0.5-0	0	0	0-0	0	1
Marco Notaraini	2	0.0-0	0.0-0	0	1	0-0	0	1
Mana Tuioti	2	0.0-0	0.0-0	0	0	0-0	1	0
Roman Caywood	1	0.0-0	0.0-0	0	0	0-0	0	0
Zion Washington	1	0.0-0	0.0-0	0	0	0-0	0	0
Boen Phelps	1	0.0-0	0.0-0	0	0	0-0	0	0
Ty Benefield	1	0.0-0	0.0-0	0	0	0-0	1-14	0
A'Marion McCoy	1	0.0-0	0.0-0	0	0	0-0	1--4	0
Lopez Sanusi	1	0.0-0	0.0-0	0	0	0-0	0-0	0



## SECOND HALF DOMINATION LIFTS BRONCOS PAST REBELS

OCT. 18, 2025 • ALBERTSONS STADIUM • BOISE, IDAHO • ATT: 32,927

## TEAM STATISTICS

	UNLV	BOI
<b>FIRST DOWNS</b>	22	21
Rushing	12	9
Passing	6	11
Penalty	4	1
<b>NET YARDS RUSHING</b>	261	294
Rushing Attempts	40	33
Average Per Rush	6.5	8.9
Rushing Touchdowns	2	3
Yards Gained Rushing	293	306
Yards Lost Rushing	32	12
<b>NET YARDS PASSING</b>	215	264
Completions-Attempts-Int	18-30-1	15-24-1
Average Per Attempt	7.2	11.0
Average Per Completion	11.9	17.6
Passing Touchdowns	2	4
<b>TOTAL OFFENSE YARDS</b>	476	558
Total offense plays	70	57
Average Gain Per Play	6.8	9.8
Fumbles: Number-Lost	0-0	1-1
Penalties: Number-Yards	7-45	6-37
<b>PUNTS-YARDS</b>	7-276	3-136
Average Yards Per Punt	39.4	45.3
Net Yards Per Punt	36.3	45.3
Inside 20	4	1
50+ Yards	1	0
Touchbacks	1	0
Fair catch	2	3
<b>KICKOFF-YARDS</b>	5-322	9-591
Average Yards Per Kickoff	64.4	65.7
Net Yards Per Kickoff	37.2	41.3
Touchbacks	3	8
Fair Catch Yards	0	0
Punt returns: Number-Yards-TD	0-0-0	2-2-0
<b>AVERAGE PER RETURN</b>	0.0	1.0
Kickoff returns: Number-Yards-TD	1-19-0	2-61-0
<b>AVERAGE PER RETURN</b>	19.0	30.5
Interceptions: Number-Yds-TD	1-0-0	1-60-1
<b>FUMBLE RETURNS: NUMBER-YDS-TD</b>	0-0-0	0-0-0
<b>MISCELLANEOUS YARDS</b>	0	0
<b>POSSESSION TIME</b>	32:07	27:53
1st Quarter	09:27	05:33
2nd Quarter	09:05	05:55
3rd Quarter	09:12	05:48
4th Quarter	04:23	10:37
Third-Down Conversions	4-13	6-11
Fourth-Down Conversions	0-1	1-1
Red-Zone Scores-Chances	4-5	3-3
Touchdowns	3	3
Field goals	1	0
Sacks By: Number-Yards	1-8	3-28
PAT Kicks	4-4	8-8
2Pts Conversions	0-0	0-0
Field Goals	1-1	0-0
Points off Turnover	7	7

## UNLV

## BOISE STATE

Qtr.	Time	Team	Scoring Play
1st	11:26	BOI	#26 S.Gaines 2 yd rush (#35 C.Boomer kick)
1st	03:10	NLV	#32 R.Villela 38 yd FG
1st	01:14	BOI	#80 C.Bates 35 yd rush (#35 C.Boomer kick)
2nd	09:33	NLV	#9 J.Thomas 1 yd rush (#32 R.Villela kick)
2nd	07:40	BOI	#3 L.Caples 7 yd pass from #4 M.Madsen (#35 C.Boomer kick)
2nd	05:09	NLV	#6 J.Bradley 35 yd pass from #10 A.Colandrea (#32 R.Villela kick)
2nd	04:24	BOI	#24 D.Riley 49 yd rush (#35 C.Boomer kick)
2nd	00:43	NLV	#10 A.Colandrea 8 yd rush (#32 R.Villela kick)
3rd	09:38	BOI	#26 S.Gaines 20 yd pass from #4 M.Madsen (#35 C.Boomer kick)
3rd	02:21	BOI	#5 C.Marshall 32 yd pass from #4 M.Madsen (#35 C.Boomer kick)
3rd	00:54	BOI	#7 A.McCoy 60 yd interception return (#35 C.Boomer kick)
4th	05:11	BOI	#8 M.Sherrod 21 yd pass from #4 M.Madsen (#35 C.Boomer kick)
4th	02:45	NLV	#0 T.Omeire 17 yd pass from #10 A.Colandrea (#32 R.Villela kick)

**BOISE, Idaho** — Boise State utilized a dominant second half to trounce UNLV 56-31 Saturday afternoon at Albertsons Stadium.

Leading 28-24 at the break, the Broncos (5-2, 3-0 Mountain West) scored four consecutive touchdowns to hand the Rebels (6-1, 2-1 MW) their first loss of the season.

The win marked Boise State's 16th consecutive win on The Blue and 15th-straight victory over a league foe. The Broncos also extended their winning streak with UNLV to 10 consecutive victories and their 56 points are the most the team has ever scored against the Rebels.

Boise State generated 562 yards of total offense (294 rushing, 264 passing) in the win. Running back Dylan Riley was the standout offensively, generating 201 rushing yards on 15 touches and finding the end zone for a touchdown. His 13.4 yards per carry are the fourth-highest total generated by a Bronco running back in program history. His fellow backfield mate Sire Gaines also had a stellar performing, finishing the game with a pair of touchdowns.

Quarterback Maddux Madsen matched his career-high with four passing touchdowns and completed 14 of his 23 passes for 253 yards. The redshirt junior has now passed for over 200 yards in eight consecutive contests, a feat that hasn't been accomplished by a Bronco since Brett Rypien.

Boise State also generated points defensively when A'Marion McCoy returned an interception 60 yards to the house in the third quarter. The Bronco defense finished with three sacks and seven tackles for loss in the victory.

Gaines put the Broncos on the board first with a 2-yard rushing score on the team's first offensive possession. After the Rebels responded with a field goal, Cameron Bates found the end zone off a 35-yard rushing touchdown to give Boise State a 14-3 lead after the first 15 minutes of action.

3	21	0	7
14	14	21	7

31	56
----	----

Plays-Yds	TOP	UNLV-BOI
6-60	02:13	0-7
6-35	03:05	3-7
4-75	01:56	3-14
4-16	01:28	10-14
4-76	01:47	10-21
6-75	02:31	17-21
2-75	00:45	17-28
5-67	00:30	24-28
3-68	01:04	24-35
6-88	03:27	24-42
-	01:27	24-49
12-82	07:52	24-56
5-72	02:18	31-56

## UNLV

Rushing	Att	Yds	TD	Lg	Avg
Jaylon Glover	6	112	0	43	18.7
Anthony Colandrea	13	87	1	28	6.7
Jai'Den Thomas	11	38	1	10	3.5
Keyvone Lee	9	24	0	8	2.7
Koy Moore	1	0	0	0	0.0

Passing	C-A-I	Yds	TD	Lg	Sack
Anthony Colandrea	18-30-1	215	2	60	3

Receiving	Rec	Yds	YAC	TD	Lg
DeAngelo Irvin Jr.	4	90	73	0	60
Koy Moore	3	29	19	0	13
Daejon Reynolds	2	14	4	0	8
Jaylon Glover	2	10	10	0	5
JoJo Earle	2	8	9	0	9
Jaden Bradley	1	35	2	1	35
Troy Omeire	1	17	2	1	17
Nick Elksniere	1	6	10	0	6
Aamaris Brown	1	4	6	0	4
Jai'Den Thomas	1	2	8	0	2
Quandarius Keyes	0	0	0	0	0
Taeshawn Lyons	0	0	0	0	0

Defensive	TOT	Sk	TFL	FF	FR	INT	PBU	QH
Marsel McDuffie	6	0.0-0	0.0-0	0	0-0	0-0	0	0
Aamaris Brown	5	0.0-0	0.0-0	0	0-0	0-0	2	0
Isaiah Patterson	5	0.0-0	0.0-0	0	0-0	0-0	0	0
Tunmise Adeleye	4	1.0-8	1.0-8	0	0-0	0-0	1	0
Jaheem Joseph	3	0.0-0	0.0-0	0	0-0	0-0	0	0
Jake Pope	3	0.0-0	0.0-0	0	0-0	0-0	0	0
Andrew Powdrell	3	0.0-0	0.0-0	0	0-0	0-0	0	0
Logan Christensen	2	0.0-0	0.0-0	0	0-0	0-0	0	0
Jalen Lee	2	0.0-0	1.0-2	0	0-0	0-0	0	0
Latrance Welch	2	0.0-0	0.0-0	0	0-0	1-0	0	0
Blesying Alualu-Tuilemotu	2	0.0-0	0.0-0	0	0-0	0-0	0	0
Cohen Fuller	2	0.0-0	0.0-0	0	0-0	0-0	0	0

## BOISE STATE

Rushing	Att	Yds	TD	Lg	Avg
Dylan Riley	15	201	1	65	13.4
Cameron Bates	1	35	1	35	35.0
Sire Gaines	6	24	1	7	4.0
Maddux Madsen	4	23	0	25	5.8
Jambres Dubar	2	10	0	7	5.0
Malik Sherrod	3	3	0	3	1.0

Passing	C-A-I	Yds	TD	Lg	Sack
Maddux Madsen	14-23-1	253	4	45	1
Oscar Doyle	1-1-0	11	0	11	0

Receiving	Rec	Yds	YAC	TD	Lg
Chris Marshall	3	96	27	1	45
Cameron Bates	3	54	21	0	26
Malik Sherrod	2	21	19	1	21
Ben Ford	1	26	4	0	26
Sire Gaines	1	20	21	1	20
Demetric Whitlock Jr.	1	14	0	0	14
Matt Wagner	1	11	9	0	11
Chase Penry	1	9	7	0	9
Latrell Caples	1	7	3	1	7
Matt Lauter	1	6	7	0	6

Defensive	TOT	Sk	TFL	FF	FR	INT	PBU	QH
Ty Benefield	7	0.0-0	1.0-1	0	0-0	0-0	1	0
Jaden Mickey	7	1.0-12	2.0-13	0	0-0	0-0	1	0
Marco Notaraini	6	1.5-12	1.5-12	0	0-0	0-0	0	0
Boen Phelps	5	0.0-0	0.0-0	0	0-0	0-0	0	0
Zion Washington	5	0.0-0	0.0-0	0	0-0	0-0	0	0
Jeremiah Earby	4	0.0-0	0.0-0	0	0-0	0-0	2	0
Jayden Virgin-Morgan	4	0.0-0	1.0-1	0	0-0	0-0	0	1
Derek Ganter Jr.	4	0.0-0	0.0-0	0	0-0	0-0	0	0
Lopez Sanusi	3	0.0-0	0.0-0	0	0-0	0-0	0	0
David Latu	2	0.5-4	0.5-4	0	0-0	0-0	0	0
Malakai Williams	2	0.0-0	0.5-1	0	0-0	0-0	0	0
Franklyn Johnson Jr.	2	0.0-0	0.0-0	0	0-0	0-0	0	0





## BRONCOS FORCE FIVE TURNOVERS IN VICTORY OVER NEVADA

OCT. 24, 2025 • MACKAY STADIUM • RENO, NEVADA • ATT: 18,029

## TEAM STATISTICS

	BOI	NEV
<b>FIRST DOWNS</b>	<b>22</b>	<b>15</b>
Rushing	7	5
Passing	11	10
Penalty	4	0
<b>NET YARDS RUSHING</b>	<b>134</b>	<b>100</b>
Rushing Attempts	47	22
Average Per Rush	2.9	4.5
Rushing Touchdowns	3	0
Yards Gained Rushing	150	116
Yards Lost Rushing	16	16
<b>NET YARDS PASSING</b>	<b>174</b>	<b>147</b>
Completions-Attempts-Int	15-28-1	18-31-3
Average Per Attempt	6.2	4.7
Average Per Completion	11.6	8.2
Passing Touchdowns	0	0
<b>TOTAL OFFENSE YARDS</b>	<b>308</b>	<b>247</b>
Total offense plays	75	53
Average Gain Per Play	4.1	4.7
Fumbles: Number-Lost	2-0	2-2
Penalties: Number-Yards	2-10	8-72
<b>PUNTS-YARDS</b>	<b>5-214</b>	<b>4-183</b>
Average Yards Per Punt	42.8	45.8
Net Yards Per Punt	38	45.8
Inside 20	2	3
50+ Yards	0	2
Touchbacks	1	0
Fair catch	2	1
<b>KICKOFF-YARDS</b>	<b>5-325</b>	<b>2-130</b>
Average Yards Per Kickoff	65.0	65.0
Net Yards Per Kickoff	40	40
Touchbacks	5	2
Fair Catch Yards	0	0
Punt returns: Number-Yards-TD	0-0-0	2-4-0
<b>AVERAGE PER RETURN</b>	<b>0.0</b>	<b>2.0</b>
Kickoff returns: Number-Yards-TD	0-0-0	0-0-0
<b>AVERAGE PER RETURN</b>	<b>0.0</b>	<b>0.0</b>
Interceptions: Number-Yds-TD	3-0-0	1-5-0
<b>FUMBLE RETURNS: NUMBER-YDS-TD</b>	<b>0-0-0</b>	<b>0-0-0</b>
<b>MISCELLANEOUS YARDS</b>	<b>0</b>	<b>0</b>
<b>POSSESSION TIME</b>	<b>34:19</b>	<b>12:28</b>
1st Quarter	06:46	04:59
2nd Quarter	07:49	07:11
3rd Quarter	08:38	06:22
4th Quarter	11:06	03:54
Third-Down Conversions	7-16	4-12
Fourth-Down Conversions	2-3	0-1
Red-Zone Scores-Chances	4-4	0-1
Touchdowns	3	0
Field goals	1	0
Sacks By: Number-Yards	2-12	2-10
PAT Kicks	3-3	0-0
2Pts Conversions	0-0	0-0
Field Goals	1-1	1-1
Points off Turnover	14	0

BOISE STATE  
NEVADA

0	10	7	7	24
3	0	0	0	3

## Qtr. Time Team Scoring Play

1st	03:50	Nevada	#84 J.McFadden 40 yd FG
2nd	13:13	BOI	#35 C.Boomer 21 yd FG
2nd	01:35	BOI	#26 S.Gaines 2 yd rush (#35 C.Boomer kick)
3rd	01:41	BOI	#4 M.Madsen 1 yd rush (#35 C.Boomer kick)
4th	03:09	BOI	#24 D.Riley 1 yd rush (#35 C.Boomer kick)

## Plays-Yds TOP BOI-NEV

2-57	07:16	0-3
13-73	03:50	3-3
13-94	05:53	10-3
4-6	02:08	17-3
15-80	08:18	24-3

**RENO, Nev.** — Boise State forced five turnovers and scored 24 unanswered points Friday night, defeating Nevada 24-3 in a stout defensive battle in Mackay Stadium.

The win made the Broncos (6-2, 4-0 Mountain West) bowl eligible for the 28th consecutive season, the second-longest active streak in the nation.

Boise State recorded three interceptions and two fumbles en route to the victory over the Wolf Pack (1-7, 0-4 MW). Jeremiah Earlyby notched two interceptions himself, while his fellow defensive back A'Marion McCoy recorded the other. Mana Tuioti and Boen Phelps each recovered fumbles in the win.

The Bronco defense held Nevada to 247 total yards of offense, with 100 yards on the ground and 147 yards from the air. The Blue and Orange also held Nevada to 4-of-12 on third down conversions.

Offensively, Boise State recorded three rushing touchdowns, with Sire Gaines, Maddux Madsen and Dylan Riley all finding the end zone. The Broncos finished with 134 rushing yards while passing for 174.

Nevada landed on the scoreboard first with a 40-yard field goal in the opening quarter. Boise State recorded two of its three interceptions in the first half but couldn't generate any points off the takeaways. The Broncos managed to even the score with a 21-yard field goal from Colton Boomer at the start of the second quarter.

Boise State took the lead with 1:35 remaining in the half, putting together its longest drive of the season with a 13-play, 94-yard drive. Sire Gaines punched it in from a yard out to give the Broncos a 10-3 lead at the break.

The game remained scoreless for a majority of the third quarter, until the Broncos utilized a muffed point to create a two-possession game. Tuioti jumped on the ball at the 6-yard line, setting up a 1-yard touchdown rush from Madsen to give Boise State a 17-3 advantage.

Riley put the exclamation point on the victory with a 1-yard touchdown run out to cap an 8-minute drive and solidify the victory.

## BOISE STATE

Rushing	Att	Yds	TD	Lg	Avg
Sire Gaines	17	62	1	13	3.6
Dylan Riley	12	34	1	8	2.8
Malik Sherrod	7	27	0	9	3.9
Maddux Madsen	8	15	1	9	1.9

## Passing C-A-I Yds TD Lg Sack

Maddux Madsen	15-28-1	174	0	37	2
Receiving	Rec	Yds	YAC	TD	Lg
Latrell Caples	3	35	13	0	13
Chase Penry	3	33	12	0	15
Chris Marshall	2	27	4	0	16
Matt Lauter	2	17	3	0	12
Dylan Riley	2	16	9	0	10
Cameron Bates	1	37	0	0	37
Malik Sherrod	1	8	5	0	8
Malik Sherrod	1	1	0	0	1

## Defensive TOT Sk TFL FF FR INT PBU QH

Ty Benefield	5	0.0-0	1.0-3	0	0-0	0-0	0	0
Derek Ganter Jr.	4	0.0-0	0.0-0	0	0-0	0-0	0	0
Marco Notaraini	5	0.0-0	1.0-1	0	0-0	0-0	1	0
Jeremiah Earlyby	4	0.0-0	0.0-0	0	0-0	2-0	0	0
Boen Phelps	3	0.0-0	0.0-0	0	1-0	0-0	0	0
A'Marion McCoy	3	0.0-0	0.0-0	0	0-0	1-0	0	0
Jayden Virgin-Morgan	1	0.5-4	0.5-4	0	0-0	0-0	0	0
Jaden Mickey	2	0.0-0	0.0-0	0	0-0	0-0	0	0
TEAM	2	0.0-0	0.0-0	0	0-0	0-0	0	0
Braxton Fely	1	0.5-3	0.5-3	0	0-0	0-0	0	0
Michael Madrie	1	0.0-0	0.0-0	0	0-0	0-0	0	0
Max Stege	1	0.0-0	0.0-0	0	0-0	0-0	0	0
Roman Caywood	1	0.0-0	0.0-0	0	0-0	0-0	0	0
Samuel Brooks	1	0.0-0	0.0-0	0	0-0	0-0	0	0
Franklyn Johnson Jr.	1	0.0-0	0.0-0	0	0-0	0-0	0	0
Jake Ripp	1	0.0-0	0.0-0	0	0-0	0-0	0	0
Demetrius Freeney	1	0.0-0	0.0-0	1	0-0	0-0	0	0
Malakai Williams	0	0.5-3	0.5-3	0	0-0	0-0	0	0
David Latu	0	0.5-2	0.5-2	0	0-0	0-0	0	0
Cole Miller	0	0.0-0	0.0-0	0	0-0	0-0	1	0
Sherrod Smith	0	0.0-0	0.0-0	0	0-0	0-0	1	0
Mana Tuioti	0	0.0-0	0.0-0	0	1-0	0-0	0	0

## NEVADA

Rushing	Att	Yds	TD	Lg	Avg
Herschel Turner	7	77	0	24	11.0
Caleb Ramseur	7	19	0	11	2.7
Ky Woods	1	4	0	4	4.0
Chubba Purdy	3	2	0	3	0.7
Carter Jones	4	-2	0	5	-0.5

## Passing C-A-I Yds TD Lg Sack

Carter Jones	16-29-3	144	0	18	2
Chubba Purdy	1-1-0	3	0	3	0
AJ Bianco	1-1-0	0	0	0	0

## Receiving Rec Yds YAC TD Lg

Marshaun Brown	4	35	4	0	14
Jett Carpenter	4	30	23	0	12
Marcus Bellon	3	9	1	0	6
Dakota Thomas	2	26	1	0	14
Caleb Ramseur	2	15	16	0	14
Chubba Purdy	2	14	3	0	13
Ky Woods	1	18	18	0	18

## Defensive TOT Sk TFL FF FR INT PBU QH

Nakian Jackson	5	0.0-0	0.0-0	0	0-0	0-0	0	0
Dylan Labarbera	6	1.0-4	1.0-4	0	0-0	0-0	0	0
Stone Combs	4	0.0-0	0.0-0	0	0-0	0-0	0	0
Edward Rhambo	4	0.0-0	0.0-0	0	0-0	0-0	1	0
Murvin Kenion III	3	0.0-0	1.0-1	0	0-0	0-0	0	0
Austin Harnetiaux	2	0.0-0	0.0-0	0	0-0	0-0	1	0
AJ Odums	3	0.0-0	0.0-0	0	0-0	0-0	1	0
Nelson Ropati	2	0.0-0	0.0-0	0	0-0	0-0	0	0
Thomas Witte	1	0.0-0	1.0-1	0	0-0	0-0	0	0
Tanner Vaughan	1	0.0-0	0.0-0	0	0-0	0-0	0	0
David Paine Jr.	1	0.0-0	0.0-0	0	0-0	0-0	0	0
Jonathan Maldonado	2	1.0-6	1.0-6	0	0-0	0-0	0	0
Hayden McDonald	2	0.0-0	0.0-0	0	0-0	0-0	0	0
EJ Smith	1	0.0-0	0.0-0	0	0-0	0-0	0	0
Bishop Turner	0	0.0-0	0.0-0	0	0-0	1-5	0	0
Zavien Abercrombie	1	0.0-0	0.0-0	0	0-0	0-0	0	0
DJ Warnell	0	0.0-0	0.0-0	0	0-0	0-0	0	0
Austin Ambush	0	0.0-0	0.0-0	0	0-0	0-0	0	0



## BRONCOS SUFFER HOME LOSS TO BULLDOGS

NOV. 1, 2025 • ALBERTSONS STADIUM • BOISE, IDAHO • ATT: 32,826

## TEAM STATISTICS

	FRES	BOI
<b>FIRST DOWNS</b>	<b>15</b>	<b>11</b>
Rushing	10	7
Passing	1	4
Penalty	4	0
<b>NET YARDS RUSHING</b>	<b>189</b>	<b>91</b>
Rushing Attempts	47	29
Average Per Rush	4.0	3.1
Rushing Touchdowns	3	0
Yards Gained Rushing	201	135
Yards Lost Rushing	12	44
<b>NET YARDS PASSING</b>	<b>35</b>	<b>102</b>
Completions-Attempts-Int	10-21-0	15-33-2
Average Per Attempt	1.7	3.1
Average Per Completion	3.5	6.8
Passing Touchdowns	0	1
<b>TOTAL OFFENSE YARDS</b>	<b>224</b>	<b>193</b>
Total offense plays	68	62
Average Gain Per Play	3.3	3.1
Fumbles: Number-Lost	0-0	2-1
Penalties: Number-Yards	9-56	9-94
<b>PUNTS-YARDS</b>	<b>8-342</b>	<b>7-312</b>
Average Yards Per Punt	42.8	44.6
Net Yards Per Punt	42.8	44.9
Inside 20	3	1
50+ Yards	1	1
Touchbacks	0	0
Fair catch	5	4
<b>KICKOFF-YARDS</b>	<b>7-406</b>	<b>2-130</b>
Average Yards Per Kickoff	58.0	65.0
Net Yards Per Kickoff	37.6	47
Touchbacks	4	1
Fair Catch Yards	0	0
Punt returns: Number-Yards-TD	3--2-0	0-0-0
<b>AVERAGE PER RETURN</b>	<b>-0.7</b>	<b>0.0</b>
Kickoff returns: Number-Yards-TD	1-11-0	3-43-0
<b>AVERAGE PER RETURN</b>	<b>11.0</b>	<b>14.3</b>
Interceptions: Number-Yds-TD	2-2-0	0-0-0
<b>FUMBLE RETURNS: NUMBER-YDS-TD</b>	<b>0-0-0</b>	<b>0-0-0</b>
<b>MISCELLANEOUS YARDS</b>	<b>0</b>	<b>-13</b>
<b>POSSESSION TIME</b>	<b>33:14</b>	<b>26:46</b>
1st Quarter	07:52	07:08
2nd Quarter	04:59	10:01
3rd Quarter	10:44	04:16
4th Quarter	09:39	05:21
Third-Down Conversions	5-16	4-15
Fourth-Down Conversions	0-0	1-3
Red-Zone Scores-Chances	5-5	1-1
Touchdowns	3	1
Field goals	2	0
Sacks By: Number-Yards	4-37	0-0
PAT Kicks	3-3	1-1
2Pts Conversions	0-0	0-0
Field Goals	3-3	0-1
Points off Turnover	3	0

## FRESNO STATE

7 3 14 6

30

## BOISE STATE

0 7 0 0

7

## Qtr. Time Team Scoring Play

1st	02:28	FS	#33 E.Gilliam 1 yd rush (#46 D.Lynch kick)
2nd	02:07	BOI	#13 C.Perry 10 yd pass from #14 M.Cutforth (#35 C.Boomer kick)
2nd	00:05	FS	#46 D.Lynch 36 yd FG
3rd	10:47	FS	#31 B.Ramirez 3 yd rush (#46 D.Lynch kick)
3rd	04:30	FS	#6 B.Donelson 2 yd rush (#46 D.Lynch kick)
4th	10:35	FS	#46 D.Lynch 43 yd FG
4th	03:41	FS	#46 D.Lynch 33 yd FG

## Plays-Yds TOP FRES-BOI

9-55	04:16	7-0
12-50	06:17	7-7
6-28	01:23	10-7
3-27	01:01	17-7
3-43	00:51	24-7
15-50	08:08	27-7
4-4	00:25	30-7

**BOISE, Idaho** – Boise State dropped its first home contest since 2023, falling to Fresno State 30-7 Saturday afternoon at Albertsons Stadium.

The loss snapped the Broncos' (6-3, 4-1 Mountain West) 16-game home win streak and 14-game MW win streak. It was Boise State's first loss on The Blue since suffering an 18-16 defeat to UCF on Sept. 9, 2023, and its first home loss in a league contest since losing to Air Force on Oct. 16, 2021.

Despite a defensive performance that limited the Bulldogs (6-3, 3-2 MW) to 35 passing yards, the Broncos committed three turnovers in the contest, which Fresno State converted into 10 points. Boise State also held Fresno State to 224 total yards, marking the fifth time this season the Blue and Orange have held an opponent to under 300 yards of total offense. The Broncos finished with 193 yards of total offense.

The Bulldogs put points on the scoreboard first, finding the end zone with a 1-yard rush with 4:16 on the clock in the opening frame. Backup quarterback Max Cutforth, stepping in for an injured Maddux Madsen, led Boise State on a 12-play, 50-yard drive with 2:07 left in the half to tie the game at seven. Cutforth found Chase Penry for the score, marking each of their first touchdowns as Broncos.

Fresno State converted on a Boise State turnover right before the half, kicking a 36-yard field goal to take a 10-7 advantage into the locker room.

The Bulldogs made it a two-possession game with a touchdown early in the second half after capitalizing on a Bronco fumble. Fresno State added to its lead with another touchdown midway through the third. The visiting team added a pair of field goals in the final frame to come away with a 30-7 victory.

## FRESNO STATE

Rushing	Att	Yds	TD	Lg	Avg
Rayshon Luke	16	88	0	23	5.5
Bryson Donelson	11	45	1	11	4.1
Brandon Ramirez	7	34	1	15	4.9
Johannathan Arceneaux	3	15	0	12	5.0
Carson Conklin	4	5	0	4	1.2
Elijah Gilliam	3	5	1	3	1.7

## Passing

C-A-I	Yds	TD	Lg	Sack
Carson Conklin	10-21-0	35	0	8

## Receiving

Josiah Freeman	4	27	19	0	8
Richie Anderson III	2	9	10	0	5
Bryson Donelson	2	-7	6	0	0
Rayshon Luke	1	4	3	0	4
Jayon Farrar	1	2	5	0	2

## Defensive

TOT	Sk	TFL	FF	FR	INT	PBU	QH
Jadon Pearson	10	0.0-0	2.0-6	0	0-0	0-0	0
Simeon Harris	6	1.0-4	3.0-9	1	0-0	1-0	0
Tytus Khajavi	4	0.0-0	0.0-0	0	0-0	1-2	0
Korey Foreman	3	1.0-6	2.0-7	0	0-0	0-0	0
Jahzon Jacks	3	0.0-0	0.0-0	0	1-0	0-0	0
Jakari Embry	3	0.0-0	0.0-0	0	0-0	0-0	2
Finn Claypool	3	2.0-27	2.0-27	1	0-0	0-0	0
Jayden Davis	3	0.0-0	0.0-0	0	0-0	0-0	0
Camryn Bracha	2	0.0-0	0.0-0	0	0-0	0-0	0
Ryan Wilson	2	0.0-0	0.0-0	0	0-0	0-0	0
Ethan Tierney	2	0.0-0	0.0-0	0	0-0	0-0	0
Andre Cobb	2	0.0-0	0.0-0	0	0-0	0-0	0
Al'zillion Hamilton	2	0.0-0	0.0-0	0	0-0	0-0	0
Michael Jordan Jr.	1	0.0-0	0.0-0	0	0-0	0-0	1
Julius Gandy	1	0.0-0	0.0-0	0	0-0	0-0	0
Johannathan Arceneaux	1	0.0-0	0.0-0	0	0-0	0-0	0
Sione Noa	1	0.0-0	1.0-1	0	0-0	0-0	0
Tommy Nix	1	0.0-0	0.0-0	0	0-0	0-0	0
Justin Johnson	1	0.0-0	0.0-0	0	0-0	0-0	0
Josiah Freeman	0	0.0-0	0.0-0	0	0-0	0-0	1
Noah Yeh	0	0.0-0	0.0-0	0	0-0	0-0	1

## BOISE STATE

Rushing	Att	Yds	TD	Lg	Avg
Malik Sherrod	10	67	0	44	6.7
Sire Gaines	7	39	0	15	5.6
Dylan Riley	6	16	0	6	2.7
Cameron Bates	1	3	0	3	3.0
Maddux Madsen	1	-6	0	0	-6.0
Max Cutforth	4	-28	0	3	-7.0

## Passing

C-A-I	Yds	TD	Lg	Sack
Max Cutforth	14-29-2	106	1	16
Maddux Madsen	1-4-0	-4	0	0

## Receiving

Receiving	Rec	Yds	YAC	TD	Lg
Chase Penry	5	44	7	1	12
Matt Lauter	4	30	24	0	11
Latrell Caples	1	16	0	0	16
Cameron Bates	1	13	0	0	13
Malik Sherrod	1	3	1	0	3
Matt Wagner	1	2	0	0	2
Sire Gaines	1	-2	2	0	0
Dylan Riley	1	-4	0	0	0

## Defensive

TOT	Sk	TFL	FF	FR	INT	PBU	QH
Ty Benefield	11	0.0-0	0.0-0	0	0-0	0-0	0
Jayden Virgin-Morgan	8	0.0-0	0.0-0	0	0-0	0-0	0
Derek Ganter Jr.	7	0.0-0	0.0-0	0	0-0	0-0	0
A'Marion McCoy	6	0.0-0	1.0-4	0	0-0	0-0	1
Jake Ripp	5	0.0-0	0.0-0	0	0-0	0-0	0
Jeremiah Earby	4	0.0-0	0.0-0	0	0-0	0-0	1
Boen Phelps	4	0.0-0	0.0-0	0	0-0	0-0	0
Marco Notaraini	4	0.0-0	0.0-0	0	0-0	0-0	0
Max Stege	2	0.0-0	1.0-3	0	0-0	0-0	2
Dylan Riley	2	0.0-0	0.0-0	0	0-0	0-0	0
Jaden Mickey	2	0.0-0	1.0-7	0	0-0	0-0	1
Malakai Williams	2	0.0-0	1.0-1	0	0-0	0-0	0
Travis Anderson	2	0.0-0	0.0-0	0	0-0	0-0	0
Arthur de Boachie	1	0.0-0	0.0-0	0	0-0	0-0	0
Sherrod Smith	1	0.0-0	0.0-0	0	0-0	0-0	0
David Latu	1	0.0-0	1.0-1	0	0-0	0-0	0
Lopez Sanusi	1	0.0-0	0.0-0	0	0-0	0-0	0
Braxton Fely	0	0.0-0	0.0-0	0	0-0	0-0	1





## BRONCOS FALL TO AZTECS

NOV. 15, 2025 • SNAPDRAGON STADIUM • SAN DIEGO, CALIF. • ATT: 29,302

## TEAM STATISTICS

	BOI	SDSU
<b>FIRST DOWNS</b>	<b>14</b>	<b>12</b>
Rushing	11	11
Passing	3	1
Penalty	0	0
<b>NET YARDS RUSHING</b>	<b>164</b>	<b>277</b>
Rushing Attempts	41	46
Average Per Rush	4.0	6.0
Rushing Touchdowns	1	2
Yards Gained Rushing	170	282
Yards Lost Rushing	6	5
<b>NET YARDS PASSING</b>	<b>104</b>	<b>17</b>
Completions-Attempts-Int	12-18-0	6-10-0
Average Per Attempt	5.8	1.7
Average Per Completion	8.7	2.8
Passing Touchdowns	0	0
<b>TOTAL OFFENSE YARDS</b>	<b>268</b>	<b>294</b>
Total offense plays	59	56
Average Gain Per Play	4.5	5.2
Fumbles: Number-Lost	2-0	0-0
Penalties: Number-Yards	4-45	2-15
<b>PUNTS-YARDS</b>	<b>7-291</b>	<b>6-270</b>
Average Yards Per Punt	41.6	45.0
Net Yards Per Punt	38.7	38
Inside 20	3	1
50+ Yards	1	1
Touchbacks	1	2
Fair catch	4	1
<b>KICKOFF-YARDS</b>	<b>2-118</b>	<b>4-250</b>
Average Yards Per Kickoff	59.0	62.5
Net Yards Per Kickoff	38	37.5
Touchbacks	0	3
Fair Catch Yards	0	0
Punt returns: Number-Yards-TD	1-2-0	1-0-0
<b>AVERAGE PER RETURN</b>	<b>2.0</b>	<b>0.0</b>
Kickoff returns: Number-Yds-TD	0-0-0	2-42-0
<b>AVERAGE PER RETURN</b>	<b>0.0</b>	<b>21.0</b>
Interceptions: Number-Yds-TD	0-0-0	0-0-0
<b>FUMBLE RETURNS: NUMBER-YDS-TD</b>	<b>0-0-0</b>	<b>0-0-0</b>
<b>MISCELLANEOUS YARDS</b>	<b>0</b>	<b>0</b>
<b>POSSESSION TIME</b>	<b>31:05</b>	<b>28:55</b>
1st Quarter	08:43	06:17
2nd Quarter	08:56	06:04
3rd Quarter	07:29	07:31
4th Quarter	05:57	09:03
Third-Down Conversions	5-14	3-12
Fourth-Down Conversions	1-1	1-1
Red-Zone Scores-Chances	1-1	2-2
Touchdowns	1	2
Field goals	0	0
Sacks By: Number-Yards	0-0	0-0
PAT Kicks	1-1	2-2
2Pts Conversions	0-0	0-0
Field Goals	0-1	1-1
Points off Turnover	0	0

**BOISE STATE**  
**SAN DIEGO STATE**

0	7	0	0	7
0	14	0	3	17

## Qtr. Time Team Scoring Play

2nd	13:15	SDSU	#4 J.Denegal 1 yd rush (#11 G.Plascencia kick)
2nd	05:29	BOI	#24 D.Riley 9 yd rush (#35 C.Boomer kick)
2nd	01:10	SDSU	#4 J.Denegal 8 yd rush (#11 G.Plascencia kick)
4th	10:51	SDSU	#11 G.Plascencia 47 yd FG

Plays-Yds	TOP	BOI-SDSU
6-80	03:01	0-7
14-75	07:46	7-7
11-71	04:13	7-14
9-39	05:25	7-17

**SAN DIEGO** – Boise State suffered its second consecutive loss on Saturday night, losing to San Diego State, 17-7, at Snapdragon Stadium.

With the victory, the Aztecs (8-2, 5-1 Mountain West) claim sole possession of first place in the league standings. The Broncos (6-4, 4-2 MW) drop to a tie for second place with two games remaining on the schedule. The conference championship game will take place on Dec. 5.

The game primarily played out on the ground, with both teams attempting over 40 rushes. San Diego State managed 277 yards on the ground, while Boise State finished with 164. The Broncos won the attack in the air, recording 104 passing yards to the Aztecs' 17.

San Diego State put points on the scoreboard first, finding the end zone a little over a minute into the second frame. The Broncos responded on the ensuing kickoff, putting together a 15-play, 75-yard drive culminating with a Dylan Riley touchdown from nine yards out to even the score at seven.

The Aztecs scored their second touchdown of the night inside the final two minutes of the half to take a 14-7 advantage at intermission.

Neither team was able to score in the third quarter, but San Diego State made it a two-possession game with 10:51 left in the contest with a 47-yard field goal.

The Broncos made a late push in the fourth quarter, but failed to convert a field goal under the two-minute timeout.

## BOISE STATE

Rushing	Att	Yds	TD	Lg	Avg
Dylan Riley	21	79	1	9	3.8
Sire Gaines	13	78	0	20	6.0
Malik Sherrod	4	6	0	5	1.5
Max Cutforth	3	1	0	2	0.3

## Passing

Max Cutforth	C-A-I	Yds	TD	Lg	Sack
	12-18-0	104	0	19	0

## Receiving

	Rec	Yds	YAC	TD	Lg
Latrell Caples	7	42	22	0	13
Chase Penry	3	50	2	0	19
Cameron Bates	1	8	0	0	8
Matt Wagner	1	4	6	0	4

## Defensive

	TOT	Sk	TFL	FF	FR	INT	PBU	QH
Ty Benefield	5	0-0-0	0-0-0	0	0-0	0-0	0	0
Boen Phelps	6	0-0-0	0-0-0	0	0-0	0-0	0	0
Jake Ripp	4	0-0-0	1-5-3	0	0-0	0-0	0	0
Marco Notarainni	4	0-0-0	0-0-0	0	0-0	0-0	0	0
Jeremiah Earby	4	0-0-0	0-0-0	0	0-0	0-0	0	0
Zion Washington	1	0-0-0	0-0-0	0	0-0	0-0	0	0
Dion Washington	2	0-0-0	1-0-1	0	0-0	0-0	0	0
Jaden Mickey	3	0-0-0	2-0-5	0	0-0	0-0	0	0
Michael Madrie	1	0-0-0	0-5-2	0	0-0	0-0	0	0
A'Marion McCoy	0	0-0-0	0-0-0	0	0-0	0-0	0	0
Lopez Sanusi	1	0-0-0	0-0-0	0	0-0	0-0	0	0
Max Stege	1	0-0-0	0-0-0	0	0-0	0-0	0	0
David Latu	1	0-0-0	0-0-0	0	0-0	0-0	0	0
Jayden Virgin-Morgan	0	0-0-0	0-0-0	0	0-0	0-0	0	0
Braxton Fely	0	0-0-0	0-0-0	0	0-0	0-0	0	1
Derek Ganter Jr.	0	0-0-0	0-0-0	0	0-0	0-0	0	0
Keanu Mailoto	0	0-0-0	0-0-0	0	0-0	0-0	0	0

## SAN DIEGO STATE

Rushing	Att	Yds	TD	Lg	Avg
Lucky Sutton	25	150	0	27	6.0
Christian Washington	9	98	0	41	10.9
Jayden Denegal	5	16	2	8	3.2
Byron Cardwell	3	15	0	10	5.0
Mikey Welsh	1	1	0	1	1.0

## Passing

Jayden Denegal	C-A-I	Yds	TD	Lg	Sack
	6-10-0	17	0	23	0

## Receiving

	Rec	Yds	YAC	TD	Lg
Mikey Welsh	3	22	9	0	23
Donovan Brown	1	1	1	0	1
Jordan Napier	1	-2	0	0	0
Lucky Sutton	1	-4	1	0	0

## Defensive

	TOT	Sk	TFL	FF	FR	INT	PBU	QH
Owen Chambliss	4	0-0-0	0-5-2	0	0-0	0-0	0	0
Mister Williams	3	0-0-0	1-0-1	0	0-0	0-0	0	0
Trey White	5	0-0-0	0-5-1	0	0-0	0-0	0	0
Chris Johnson	5	0-0-0	0-0-0	0	0-0	0-0	1	0
Bryce Phillips	4	0-0-0	0-0-0	1	0-0	0-0	0	0
Dalesean Staley	4	0-0-0	0-0-0	0	0-0	0-0	0	0
Dwayne McDougale	2	0-0-0	0-5-0	0	0-0	0-0	0	0
Brady Anderson	3	0-0-0	0-0-0	0	0-0	0-0	0	0
Eric Butler	1	0-0-0	0-5-1	0	0-0	0-0	2	0
Brady Nassar	2	0-0-0	0-0-0	0	0-0	0-0	1	1
Amari Comier	2	0-0-0	0-0-0	0	0-0	0-0	0	0
Niles King	1	0-0-0	1-0-1	0	0-0	0-0	0	0
Sam Benjamin	0	0-0-0	0-0-0	0	0-0	0-0	0	0
Dean Harrington	1	0-0-0	0-0-0	0	0-0	0-0	0	0
Malachi Finau	0	0-0-0	0-0-0	0	0-0	0-0	0	0
Jared Badie	0	0-0-0	0-0-0	0	0-0	0-0	0	0