2024

COLORADO STATE FOOTBALL MEDIA GUIDE

Pioneer, patriot, ground-breaker, legend -- All words which describe Colorado State great Lt. Col. John Mosley. Now his number and legacy will forever be remembered at Colorado State as his No. 14 will be retired across the whole department

No. 3 Greg Myers | **No. 14**. John Mosley | **No. 21** Eddie Hanna



In the classroom, we are **Stalwart** students and high academic achievers. Our University is a world-class institution with Tier 1 designation and is **Stalwart** in its mission as one of the world's finest land-grant institutions.

On the field of play, we are **Stalwart** in our pursuit of championship excellence.

No matter how you choose to define the word, being a **Stalwart** Ram means you know hard work, hustle, grit, and grind. You know what it takes to go the extra mile, to give the extra effort, to persevere in the face of adversity. Whether it's in the classroom or the boardroom, on the field of play or the fields of grain, the plains or the mountains, if you're a Colorado State Ram, you are **Stalwart.**

*Fight on you **Stalwart** Ram team!*

Fight toward your goals.
For if they are yours, they are ours.
And **Stalwart** Rams see it through, together, to the end.

Stalwart isn't just a word. It's our way of life as **Stalwart** Rams.

COLORADO STATE FIGHT SONG

Fight on you stalwart Ram Team,

On to the goal!

Tear the (Opponent's) line asunder,

As down the field we thunder!

Knights of the green and gold,

Fight with all your might!

*Fight on you **Stalwart** Ram team,*

Fight! Fight! Fight!

*But, you don't just stop being **Stalwart** after you graduate.*

81% - Percentage of CSU graduates who indicated their future plans were related to their field of study

84% - Percentage of CSU graduates who secured employment or continuing education within six months of graduation

1,600 Employers - Members of CSU's last three graduating classes were hired by 1,600 unique employers and attended more than 230 graduate schools

1 Stalwart
2 Table of Contents
3 Quick Facts
4 Media Information
6 Colorado State Radio Network
8 Canvas Stadium
10 Canvas Stadium Records
11 Traditions and Trophies
12 Football Facilities
13 Anderson Academic Center
14 Alphabetical Roster
16 Numerical Roster
17 Roster Breakdown (Returning Letterwinners)
18 Roster Breakdown (By Position Group)
19 Roster Breakdown (By State)
20 Roster Breakdown (What Returns/Starts)

COACHING STAFF
22 Head Coach Jay Norvell
26 Matt Mumme
27 Freddie Banks
28 Bill Best
29 James Finley
30 Jeremy Moses
31 Chuka Ndulue
32 Marcus Patton
33 Tommy Perry
34 Adam Pilapil
35 Chad Savage
36 Jordon Simmons
37 Support Staff

THE 2024 RAMS
40 Agurs - Bell
41 Bellah - Blackburn
42 Brousseau - Brown II
43 Curry - Dupree
44 Essissima - A. Gardner
45 J.ac. Gardner - Gatkuoth
46 Gill, Jr. - Grayson
47 Greenwald - Hamilton
48 Hanada - Hartson
49 Hector - Henderson
50 Henderson II - Holthaus
51 Horton - Howell
52 Hutchison - Johnson
53 Jones - Landrum
54 Larry - Maher
55 Marshall - McIntyre
56 Menagh - Mitchell
57 Montini - Morris
58 Morrow - Muaau
59 Myers - Ocon
60 Ollie - Pettitt
61 Phelps - Powell
62 Prendergast - Schramm
63 Scott - Tafia
64 Tribbett - Vakauta
65 J. Vincent - Wa-Kalonji
66 Warren - T. Williams
67 Williams III - Wilson
68 Winfield

2023 REVIEW
70 Final Statistics
80 Final Superlatives
81 Box Scores/Recaps

HISTORY AND RECORDS
94 Team Records - Offense
98 Team Records - Defense
100 Team Records - Special Teams
102 Team Records - Miscellaneous
103 Individual Records - Passing
105 Individual Records - Receiving
108 Individual Records - Rushing
111 Individual Records - Total Offense
112 Individual Records - Special Teams
114 Individual Records - Defense
115 Individual Records - Miscellaneous
116 Walk-Off Wins and Losses
117 Top Individual Games
122 1,000-Yard Rushing Seasons
125 1,000-Yard Receiving Seasons
127 Annual Statistics Leaders
132 NCAA/Conference Statistics Leaders
133 In The Polls/Against Ranked Teams
134 All-Americans
136 Mackey and Thorpe Award Winners
137 Honor Roll
143 Honored Jerseys
144 Postseason Participation
145 Rams in the NFL Draft
146 Next Level Rams
153 All-Time Letterwinners
162 All-Time Assistant Coaches
164 Attendance Records
165 Stadium and Mascot History
168 Coaching Records/Program Milestones
169 Sonny Lubick
171 Postseason Games/Records
182 Year-by-Year Team Statistics
184 Year-By-Year Records
186 Series Records
187 All-Time Results
203 2024 Opponent Series Breakdowns
208 All-Time TV Appearances

COMMUNITY
212 Colorado State University
214 Fort Collins, Colorado
216 Denver, Colorado
215 Prominent Alumni
218 University President Amy Parsons
219 Director of Athletics John Weber
220 Athletics Advisory Council

2024 SCHEDULE

DATE	OPPONENT	TIME	TV
A 31	at Texas	1:30 pm	ESPN
S 7	**Northern Colorado**	**5:00 pm**	**MWN**
S 14	**Colorado**	**5:30 pm**	**CBS**
S 21	**UTEP**	**3:00 pm**	**truTV**
O 5	at Oregon State	4:30 pm	The CW
O 12	**San Jose State***	**1:30 pm**	**truTV**
O 19	at Air Force*	6:00 pm	CBS Sports
O 26	**New Mexico***	**3:00 pm**	**MWN**
N 2	at Nevada*	6:00 pm	CBS Sports
N 15	**Wyoming***	**6:00 pm**	**CBS Sports**
N 23	at Fresno State*	8:30 pm	CBS Sports
N 29	**Utah State***	**TBD**	**FS1**

Home games in **Bold** * - Denotes MW Game All times Mountain

2023 SCHEDULE

5-7 OVERALL; 3-5 MOUNTAIN WEST

DATE	OPPONENT	SCORE	ATTEND
S 2	**Washington State**	**L, 24-50**	**31,497**
S 16	at Colorado	L, 35-43 (2OT)	53,141
S 23	at Middle Tennessee	W, 31-23	19,807
S 30	**Utah Tech**	**W, 41-20**	**27,932**
O 7	at Utah State*	L, 24-44	22,864
O 14	**Boise State***	**W, 31-30**	**34,901**
O 21	at UNLV*	L, 23-25	22,585
O 28	**Air Force***	**L, 13-30**	**22,570**
N 3	at Wyoming*	L, 15-24	27,905
N 11	**San Diego State***	**W, 22-19**	**22,033**
N 18	**Nevada***	**W, 30-20**	**20,121**
N 24	at Hawaii*	L, 24-27	11,013

Home games in **Bold** * - Denotes MW Game

UNIVERSITY INFORMATION

Location	Fort Collins, Colo.
Founded	1870
Enrollment (2023)	33,648
Colors	Green and Gold
Conference	Mountain West
President	Amy Parsons
Provost	Marion Underwood
Director of Athletics	John Weber
Faculty Athletic Representative	Kyle Saunders

FOOTBALL INFORMATION

Starters Returning (O/D/S)*	15 (6/5/4)
Starters Lost (O/D/S)*	9 (5/4/0)
Lettermen Returning (O/D/S)	34 (15/15/4)
Lettermen Lost (O/D/S)	20 (9/11/0)
All-Time Record	540-616-33 (.468)
All-Time Conference Record	348-343-21 (.503)
Home Facility	Canvas Stadium
Capacity	36,500 (41,000 SRO)
Surface	FieldTurf
Stadium Opening	2017

** - Starters defined as players who started seven or more games at Colorado State the previous season. Incoming transfers are not included. Returning/Lost may not always add up to 11.*

COACHING STAFF

NAME	POSITION	ALMA MATER
Jay Norvell	Head Coach	Iowa, '86
Matt Mumme	Assoc. HC/QBs	Kentucky, '99
Freddie Banks	Defensive Coord./DBs	NDSU, '10
Bill Best	Offensive Line	ULM, '01
James Finley	Tight Ends	Oregon, '07
Jeremy Moses	Running Backs	SFA, '11
Chuka Ndulue	Defensive Line	Oklahoma, '14
Marcus Patton	Cornerbacks	Kansas State, '05
Tommy Perry	Special Teams Coord.	Texas A&M, '03
Adam Pilapil	Linebackers	Wyoming, '18
Chad Savage	Recruit. Coord./WRs	San Diego, '18

SUPPORT STAFF

NAME	POSITION
Grey Bechok	Operations Assistant
Nick Bergstrom	Assoc. Head Equipment Mgr.
Colton Bosnos	Dir. of Football Operations
Tim Cassidy	Sr. Associate AD/Chief of Staff
Jeremy Copeland	Dir. of Player Development
Brett Cumnock	Asst. Dir. of Player Personnel
Tyler Gilliam	Analyst - Special Teams
Bria Griffin	Dir. of On-Campus Recruiting
Melissa Haisch	Athletic Trainer
Matt Helton	Graduate Assistant (Offense)
Dan Hislop	Assoc. Dir. of Strength/Speed
Adam Hodge	Director of Video Operations
Chase Holbrook	Analyst - Offense
Greg Jensen	Head Football Athletic Trainer
Otis Johnson	Graduate Assistant - Defense
Lee Land	Athletic Trainer
Zack Lanningham	Asst. Dir. of Video Operations
Bobby Lawrence	Graduate Assistant - Offense
Adam Lopez	M. Norvell Diversity Fellowship
Garrett McClure	Graduate Assistant - Offense
Aaron Moore	Graduate Assistant - Defense
Hope Nepstad	Asst. Dir. of Strength/Speed
Nash O'Fallon	Director of Player Personnel
Shannon O'Hair	Dir. of Equipment Operations
Jordon Simmons	Asst. HC/Head Strength Coach
Griffin Vander Waerdt	Asst. Dir. of Strength/Speed
Jake Vang	Analyst - Defense

CREDITS

The 2024 Colorado State Football Media Guide is a publication of the Colorado State Athletics Communications office. All text and photo content is property of Colorado State Athletics and Colorado State University or used with permission and may not be reproduced without permission.

Special acknowledgement: John Hirn and his book, *Aggies to Rams*, as well as all former Colorado State Football communications directors and their staffs.

Editor: Jeff Schmidt
Asst. Editor: Mike Brohard
Design/Layout: Kyle Neaves, Reo Radford
Contributors: John Hirn, Dante Russo-Delee
Photography: Brandon Randall, Matthew Silalahi, Cris Tiller, Abby Mathieson, Don Reichert, Nick Monaghan, Paul Kanaly, Marty Kling, Tommy Joe Waido, Tomas Redondo, Tim O'Hara, University Photography Services

CREDENTIALS: To request credentials, submit a request at CSURams.com/FootballCredentials. All requests should be made as early as possible and should be limited to working press only. Requests made on game day will not be approved.

Credentials will be screened and issued on a priority basis, with those covering Colorado State and the visiting team on a regular basis receiving top priority. Requests for credentials will be reviewed on a case-by-case, year-by-year basis.

The Colorado State Athletics Communications office has the final authority on whether any individuals from any organization will be issued media credentials.

Spouses, dates, equipment carriers and non-working members of the media are restricted from the press box, sidelines and interview areas. Any abuse of a credential to a Colorado State athletic event will result in the immediate removal of the media member from the event and may result in the agency losing credential privileges for the remainder of the season.

Credentials are issued to the individual.

MEDIA/STAFF ELEVATOR: An elevator is available for use throughout the game to allow media to travel between the field level, first floor, and sixth floor press box. However, this elevator is also used by food and beverage staff. The elevator is also held for coaches of the visiting team in the final minutes of each half, and media members are encouraged to use the stairwell if they are physically able to do so.

POST-GAME PRESS CONFERENCE: Post-game press conferences are held in the field level media room which can be accessed via the elevator or stairwell.

After a cooling off period and conversation with the team, head coach Jay Norvell and select players will be available to the media. Post-game video is available by request.

WEEKLY PRESS CONFERENCE: Each Monday during the season, with the exception of the bye week, head coach Jay Norvell holds his weekly press conference beginning at Noon. Video will be available of the full availability courtesy of Colorado State Athletics.

PHOTOGRAPHERS: Credentials for photographers will be issued on the basis of circulation, with priority granted to agencies covering the participating schools on a regular basis. Credentials will not be issued to freelance photographers unless they are employed by a reputable publication or the Communications office of the participating schools. Credentials are issued to photographers for the purpose of media coverage only, and images of the game may not be used for commercial purposes without the expressed, written permission of Colorado State Athletics.

SIDELINE AREAS: Excluding select portions of the game, media sideline access is reserved for photographers/videographers. Credentialed photographers/videographers who arrive without proper equipment will not be granted sideline access. When on the sideline, media must remain outside the bench area. This includes during pre-game activities.

FIELD & LOCKER ROOM ACCESS: Photographers are allowed access to the playing field at only two points throughout the course of the event: when the Rams enter the field immediately prior to kickoff and immediately following the game.

Colorado State's locker room is closed at all times.

RECRUITS: Per NCAA rule, media are not permitted to have contact with a prospect or family members of a prospect during their visit (official or unofficial) to campus, including prospects in attendance at practice or games. Contact includes in-person conversations, phone calls, text messages, e-mails, etc. Media are also asked to make every effort to keep distance from prospects on campus, including at practice, during pre-game activities on the sidelines and in the stands.

PRACTICES: During the regular season, practices are open for the stretch and individual portions of Tuesday and Wednesday practices, generally the first 30-45 minutes. Media members should submit interview requests for student-athletes a day prior to the interview. When attending practice, please contact Jeff Schmidt or Matt Brumley prior to entering the facility.

DATES TO **REMEMBER**

July 10-11
Mountain West Football Media Days (Las Vegas)

August 1
Players report

August 2
Fall Camp Opens

August 14
Football Media Day

August 19
Fall Classes Begin

August 31
Opener at Texas
(1:30 p.m. MT on ESPN)

COLORADO STATE STRATEGIC COMMUNICATIONS OFFICE

Jeff Schmidt
Director of Communications
Football Contact
970-305-7382 (Cell)
Jeff.Schmidt@colostate.edu
@_JeffSchmidt

Matt Brumley
Assistant Director
Secondary Contact
matt.brumley@colostate.edu

COMMUNICATIONS DIRECTORY

Ryan Pfeifer	Senior Director
Jeff Schmidt	Director
Matt Brumley	Assistant Director
Mike Brohard	Assistant Director
Vicki Dombeck	Assistant Director
Brandon Randall	Director/Photographer
TBD	Assistant Director/Digital Media
John Hirn	Historian

Mailing Information
McGraw Athletic Center c/o Communications
0120 Campus Delivery
Fort Collins, Colo., 80525

Website
CSURams.com

Social Media

X:	*Facebook:*	*Instagram*
@CSURams	CSU Rams	@CSUAthletics
@CSUFootball	CSU Football	@CSUFootball
@CoachJayNorvell		

MOUNTAIN WEST

Javan Hedlund jhedlund@themw.com
Associate Commissioner

Mailing Information
10807 New Allegiance Drive
Suite 250
Colorado Springs, CO 80921

Phone
(719) 488-4051

Website
TheMW.com

DIRECTIONS TO COLORADO STATE UNIVERSITY

To University Welcome Center

From I-25: Use Exit 269B, CO-14 W. toward Fort Collins Head west onto E. Mulberry St. for 4.2 miles. Turn left on S. Howes St. for 0.3 miles. At light, continue straight on Howes St. for 0.1 miles. Turn right on Music Dr. Continue to the parking lot ahead. The University Welcome Center and the TILT Building will be directly to your right.

From College Ave. (traveling north): Travel north on College Ave. until you reach E Laurel St. Turn left on Laurel St. and continue for 0.2 miles. Turn left at Howes St. Turn right on Music Dr. Continue to the parking lot ahead. The Welcome Center and the TILT Building will be directly to your right.

To McGraw Athletic Center/Moby Arena

From I-25: Use Exit 268 toward Fort Collins Head west onto E. Prospect Rd.. for 5.0 miles. Turn right on S. Shields St. for 0.5 miles. Turn right into the McGraw Athletic Center/Moby Arena Parking lot.

To Canvas Stadium/Lake Street Parking Garage

From I-25: Use Exit 268 toward Fort Collins. Head west onto E. Prospect Rd. for 4.0 miles. Take a slight right onto College Ave. for 400 ft. and turn left onto W. Lake St. Remain on Lake St. for 0.3 miles. The garage will be on your left.

BROADCAST **TEAM**

Brian Roth
Play-by-Play

Ricky Brewer
Analyst

Marty Cesario
Sideline

Kevin McGlue
Sideline/Analyst

Colorado State, on a weekly basis, reaches thousands of television homes throughout the region and nation. Eight area television stations and several radio outlets along the Front Range come to campus to interview and feature CSU's student-athletes and coaches. LEARFIELD is the national leader in collegiate sports marketing and serves as the exclusive rights holder for Colorado State Athletics.

RAM FOOTBALL BROADCAST TEAM

Brian Roth, The Voice of the Rams, and former Ram Ricky Brewer, alongside reporters Marty Cesario and Kevin McGlue bring Ram fans all the action every game day, home and away.

Roth, who also serves as the Director of Broadcasting, has served as the lead play-by-play broadcaster for Colorado State Football over two stints, 2010-12 and since 2016, and his relationship with the broadcast team extends back to 2000-01 when he began as the announcer for women's basketball. Roth's association on the football broadcasts began in 2001 as the sideline reporter before moving into the booth as a color commentator in 2007. In total, Roth has been on the air for close to 300 games and has called the action for nearly half of those.

A native of Aurora, Roth is a 1993 graduate of Smoky Hill High School and 1998 graduate of another state university. Roth is also a regular contributor to Colorado State's RamWire storytelling arm with weekly podcasts devoted to the coverage of CSU Athletics. He is married to the former Corinne Hofstetter, a two-time Mountain West champion in the 200-yard fly as a CSU swimmer in 2003-04. They have three children, twins Trenton and Juliette, and Taylor.

Former Ram, Ricky Brewer enters his third season with the broadcast crew as the analyst. An all-conference linebacker for the Rams from 2006-10, Brewer was one of five permanent team captains in 2010 and currently works in the Denver area as an assistant principal. The Denver native got his first action calling Rams games alongside Roth and the retired Mark Driscoll during the 2021 Border War and also during the 2022 Green vs. Gold Spring game.

Cesario, an alum of Colorado State University, has been a member of the broadcast team since 2011 as the sideline reporter and host of the Rams' pre-game tailgate show. A veteran sports broadcaster with experience calling Colorado High School Athletic Association events since 2001, as well as ESPN bowl games since 2010, Cesario is a regular face and voice across the state in the broadcasting world.

McGlue returns to the sideline and will add his insights for home and road games through the first half of the season. With nearly two decades of experience calling Colorado State games, McGlue's perspective adds just another layer to the team's extensive coverage. McGlue's roots in northern Colorado are also a valuable piece to the game day coverage.

COLORADO STATE **RADIO NETWORK**

Market	Station	Frequency
Fort Collins	**KUAD-FM**	**99.1**
Aspen	KMTS-FM	101.1
Burlington	KNAB-AM	1140
Denver	KEPN-FM	98.1
Denver	KEPN-AM	1600
Glenwood Springs	KMTS-FM	99.1
Grand Junction	KEXO-FM	96.5
Grand Junction	KEXO-AM	1230
Monte Vista	KBGV-AM	1240
Monte Vista	KBGB-FM	101.3
New Castle	KMTS-FM	103.7
Rifle	KMTS-FM	99.5
Sterling	KRFD-FM	100.1
West Glenwood Springs	KMTS-FM	96.7
Yuma	KNEC-FM	100.9

KUAD 99.1, powered by Townsquare Media, serves as the flagship station.

Broadcasts are also available on CSURams.com and via the Varsity Network app, available in the App Store and Google Play.

GAME DAY BROADCAST

» Pregame Show: Begins two hours prior to kickoff with Marty Cesario leading the coverage

» Postgame Coverage: 60-minute show airs immediately following the conclusion of the game, with interviews from Coach Norvell and select players

THE JAY NORVELL RADIO SHOW

Each week during the season, head coach Jay Norvell joins host Brian Roth for a one-hour live radio show from C.B. & Potts at Collindale Golf Course, previewing the upcoming game, going over the previous week and giving fans an inside look at the Colorado State football program.

Norvell and Roth will be joined by special guests, including assistant coaches and players, throughout the season to give fans a look at their lives and stories away from football.

Schedule -- Starting at 6:00 pm MT
» Wednesday, August 28th
» Wednesday, September 4th
» Wednesday, September 11th
» Wednesday, Spetember 18th
BYE WEEK
» Wednesday, October 2nd
» Wednesday, October 9th
» Wednesday, October 16th
» Wednesday, October 23rd
» Wednesday, October 30th
BYE WEEK
» Tuesday, November 12th
» Wednesday, November 20th
» Tuesday, November 26th

LEARFIELD **STAFF**

RAMS SPORTS PROPERTIES

Ben Lucas
General Manager

Danny Dunbar
Senior Manager
Business Development

Hope McConkey
Manager,
Partnership Services

Ben Chilton
Manager,
Business Development

Emily Gatchis
Coordinator,
Partnership Services

Nick Bassett
Associate,
Business Development - NIL

Contact Information:
Rams Sports Properties
101 McGraw Athletic Center
Fort Collins, Co., 80523

CANVAS STADIUM

Canvas Stadium opened in 2017 and brought Colorado State Football back to campus for the first time in 50 years, providing countless new engagement opportunities for the entire university. The 727,000-square-foot facility seats 36,500 with standing room up to 41,000 and includes football offices, meeting rooms, locker rooms, and training facilities on the west side. The east side of the building includes the Iris and Michael Smith Alumni Center, general classroom space and the Collaborative for Student Achievement.

CSU and Canvas Credit Union announced a 15-year, $37.7 million naming rights agreement in April 2018, and the stadium was officially renamed to Canvas Stadium on June 5, 2018. The agreement with Canvas Credit Union combined with $20 million given in 2016 to name Sonny Lubick Field brought the total naming rights revenues at Colorado State to $57.7 million for the stadium.

Two spectacular VIP areas — the New Belgium Porch in the north end zone and the Orthopaedic & Spine Center of the Rockies (OCR) Field Club behind the Rams' bench at midfield — are unique in all of college football. The stadium's design embraces Colorado's natural beauty, topography and visual connections to the Rocky Mountains from campus and ensures functionality for both game day and non-game day usage.

SONNY LUBICK FIELD

The playing surface at Canvas Stadium is named in honor of former head coach Sonny Lubick who spent 15 seasons (1993-2007) on the sidelines. Over his career, Lubick amassed 108 victories and a career winning percentage of .593 - both the second-best marks in program history.

Of Colorado State's 15 conference championships, Lubick's team captured six over a span of nine seasons (1994-2002), marking the most successful era in program history.

For his efforts, Lubick was named the conference coach of the year four times during his CSU career (1994, 1997, 1999, 2000), and three times during his career, the Rams finished in the final top 25 rankings (1994, 15th; 1997, 16th; 2000, 14th).

The former head coach remains a prominent member of the Fort Collins and northern Colorado community as the Vice President of Community Outreach for Canvas Credit Union. He also owns and operates Sonny Lubick Steakhouse in Old Town Fort Collins.

TIMELINE OF CONSTRUCTION

Dec. 15, 2014: Board of Governors approves President Dr. Tony Franks' recommendation to build a multipurpose on-campus stadium

March 19, 2015: CSU System secures more than $239 million in financing from investors through a bond sale to fund construction. All bonds sold in just 90 minutes

May 18, 2015: Site prep began and construction fence was erected

Sept. 12, 2015: Ceremonial ground breaking at construction site

Oct. 2015: Major excavation began in preparation to drill the first of 666 caissons that formed the deep foundation of the stadium

Aug. 2, 2016: Topping-out beam-raising ceremony

Oct. 2016: Premium seating sold out

April 13, 2017: First sections of playing surface installed

June 9, 2017: Substantial completion; CSU took occupancy

June 16, 2017: "Rocky Mountain Rumble" statue installed on the north side of the facility

July 3, 2017: First special event, a wedding, hosted at the multipurpose stadium

Aug. 26, 2017: First football game, Colorado State vs. Oregon State

STADIUM **FACTS**

PREMIUM SEATING: 23 private suites, 884 club seats and 224 loge box seats; sold out in October 2016

VIDEOBOARD: Main board measures 50.5' x 84' (4,242 square feet), largest along the Front Range and one of biggest in the league; nearly the size of a basketball court

MARKLEY FAMILY HALL OF CHAMPIONS: Located on the west side at the main entry, the 6,300-square-foot space features displays of Colorado State's rich athletics history, and leads into the OCR Field Club.

LEED CERTIFIED: LEED Silver certified in 2020

FOOTBALL OPERATIONS: CSU's football operations are incorporated into the building, with the following included:

- **Weight Room:** 9,100-square-foot weight room with accessibility and views in from the player and recruit lounges and the football administration offices
- **Sports Medicine:** Sports medicine offices, taping area, nutrition area and hydrotherapy space complete with four plunge pools
- **Meeting Rooms:** 150 seat theater-style team meeting room with position meeting rooms in the same hallway
- **Player/Recruit Lounge:** 3,700 square feet of custom space provides student-athletes space to gather

TOTAL AREA: 17.56 acres on the CSU campus

BUILDING HEIGHT: 123 feet at highest point

MATERIALS: Colorado sandstone, metal panel and glass make up the primary material palette, tying into the existing architecture on campus; majority of materials come from locations within 500 miles of the stadium site.

INDIVIDUAL RECORDS

RUSHING	COLORADO STATE	OPPONENT
Yards	246, Marvin Kinsey (Toledo, 2019)	242, Alexander Mattison (Boise State, 2017)
Attempts	32, Dalyn Dawkins (Boise State, 2017)	32, Brad Roberts (Air Force, 2021)
Touchdowns	3, Tory Horton (Utah Tech, 2023)	3, 3x (Last: Ashton Jeanty, Boise State, 2023)
Longest Rush	76, Dalyn Dawkins (Air Force, 2017)	75, Twice (Last: Bryant Koback, Toledo, 2019)
RECEIVING		
Receptions	13, Twice (Last: T. McBride, South Dakota St., 2021)	11, Twice (Last: L. Victor, Washington St., 2023)
Yards	263, Michael Gallup (Nevada, 2017)	181, Cedric Byrd (Hawaii, 2018)
Touchdowns	3, 3x times (Last: T. Horton (Nevada, 2017)	2, 7x times (Last: B. Sparks, Utah Tech, 2023)
PASSING		
Yards	537, K.J. Carta Samuels (Hawaii, 2018)	451, Cameron Ward, Washington St., 2023)
Completions	34, Twice (Last: Collin Hill, Wyoming, 2018)	37, Cameron Ward, Washington St., 2023)
Attempts	54, Twice (Last B. Fowler-Nicolosi, Boise State, 2023)	49, Cameron Ward, Washington St., 2023)
Touchdowns	5, K.J. Carta Samuels (Hawaii, 2018)	4, Twice (Last: Carson Strong, Nevada, 2021)
Longest Pass	77, C. Hill to M. Kinsey (Western Illinois, 2019)	92, H. Daniels to B. Lewis (Air Force, 2021)
TOTAL OFFENSE		
Plays	58, Collin Hill (Wyoming, 2018)	51, Ken Seals (Vanderbilt, 2021)
Yards	562, K.J. Carta Samuels (Hawaii, 2018)	514, Cole McDonald (Hawaii, 2018)
RETURNS		
Long Punt Return	38, Olabisi Johnson (San Jose State, 2017)	53, Marcus Hayes (New Mexico, 2018)
Long Kickoff Return	99, Anthony Hawkins (UNLV, 2019)	51, Savon Scarver (Utah State, 2018)
ALL-PURPOSE		
Yards	307, Preston Williams (Hawaii, 2018)	286, Alexander Mattison (Boise State, 2017)
SCORING		
Points	18, Michael Gallup (Nevada, 2017)	24, Bryant Koback (Toledo, 2019)
DEFENSE		
Tackles	17, Twice (Last: Josh Watson, Wyoming, 2018)	20, David Woodward (Utah State, 2018)
Sacks	3.5, Ellison Hubbard (Western Illinois, 2019)	3.0 , Jake Ksiazek (Air Force, 2019)
Interceptions	2, Jamal Hicks (Abilene Christian, 2017)	3, Luq Barcoo (San Diego State, 2019)
KICKING		
Field Goals	6, Cayden Camper (San Jose State, 2021)	3, 3x (Last: Jonah Dalmas, Boise State, 2023)
Longest Field Goal	55, Wyatt Bryan (Arkansas, 2018)	55, Dean Janikowski (Washington St., 2023)
Longest Punt	81, Ryan Stonehouse (Vanderbilt, 2021)	72, Bailey Flint (Toledo, 2019)

TEAM RECORDS

RUSHING	COLORADO STATE	OPPONENT
Yards	301 (San Jose State, 2017)	436 (Toledo, 2019)
Attempts	53 (San Jose State, 2021)	74 (Air Force, 2017)
Touchdowns	5 (Boise State, 2017)	4, Four times (Last: South Dakota State, 2021)
PASSING		
Yards	537 (Hawaii, 2018)	508 (Nevada, 2017)
Attempts	54, 3x (Last: Boise State, 2023)	50 (Washington State, 2023)
Completions	34, Twice (Last: Wyoming, 2018)	38 (Washington State, 2023)
Touchdowns	5 (Hawaii, 2018)	5 (Nevada, 2017)
Completion Percentage	82.6, 19-23 (San Jose State, 2021)	80.0, 16-20 (San Diego State, 2019)
OFFENSE		
First Downs	36 (Toledo, 2019)	33 (Boise State, 2017)
Offensive Plays	95 (Boise State, 2017)	87 (Washington State, 2023)
Offensive Yards	694 (Toledo, 2019)	641 (Boise State, 2017)
SCORING		
Points in a Quarter	24 (Oregon State, 2017 - 4th quarter)	28 (Air Force, 2019 - 4th quarter)
Points in a Half	35 (Boise State, 2017 - 1st half)	35 (Boise State, 2017 - 2nd half)
Points in a First Half	35 (Boise State, 2017)	31 (Nevada, 2021)
Points in a Second Half	34 (Oregon State, 2017)	35 (Boise State, 2017)
Most Points	58 (Oregon State, 2017)	59 (Boise State, 2017)
Most Points, Both Teams	111 (59-52, Boise State, 2017)	

THE AGGIE "A"

The prominent white "A" displayed on the foothills overlooking the old Hughes Stadium site is the second-oldest ongoing tradition associated with Colorado State University.

The "A" evolved after World War I when a trend began among colleges to display the school insignia on a hill near campus. At a special assembly on Dec. 4, 1923, the students of State Agricultural College agreed it was time to erect such an emblem. A group of military volunteers formed the "A" Club and donated vehicles for transporting supplies, and female students provided food for the workers.

The college declared Dec. 12 a special holiday, and students worked from that morning until mid-afternoon to form the "A." One small detail was missing: The school didn't own the land on which the insignia sat. The College and Ag Board members met with landowner R.G. Maxwell and negotiated a long-term lease for the sum of $1. The following September, students lengthened and widened the "A" to its present size of 450 feet from top to bottom, and 210 feet across at the bottom. For many years the freshman class carried out the annual tradition of whitewashing the "A."

Today, the "A" is an official landmark. Early each fall, freshman football players join forces with several other campus organizations to give the "A" a fresh coat of white paint.

THE CANNON

Since 1920, military members from the institution have fired the deafening 75 mm cannon "Comatose," an intimidating exclamation point to opponents which just allowed a Rams touchdown, field goal or PAT. Fired today by CSU's Army ROTC, it is the oldest continuous tradition associated with CSU Athletics.

At Canvas Stadium, the cannon is located at field level in the southeast corner. The cannon was completely refurbished in Denver in the summer of 2018.

CAM THE RAM

The official mascot of Colorado State is CAM the Ram, whose name symbolizes CSU's history - an acronym for Colorado Agricultural & Mechanical College, the institution's former name. All told, 25 live rams have served proudly. The mascot has its own corps of students, known as the 'Ram Handlers,' as well as a traveling trailer. The current rambouillet began his duties on Sept. 19, 2015.

TRAVELING TROPHIES

Colorado State football enjoys fierce rivalries with three front-range schools. The Rams and their foes battle for a trio of traveling trophies: The Centennial Cup (bottom right, Colorado), the Ram-Falcon Trophy (bottom left, Air Force) and the Bronze Boot (top, Wyoming).

THE BRONZE BOOT

CSU's most important traveling trophy is the Bronze Boot. Created in 1968 from an actual leather boot worn by Captain Dan Romero in the Vietnam War, The Boot is fiercely guarded by both Colorado State and Wyoming.

Prior to the 2021 season, school officials - seeing the need for major refurbishment - had The Boot refinished. The effort was led by Colorado State which had The Boot's bronze coating strengthened by The Bronzery in Escondido, Calif., and the base refinished by Alpine Cabinets, owned by CSU alums, in nearby Timnath.

While the fan-side features of Canvas Stadium get the most attention from fans, media, and spectators of all ages, the interior section of the stadium provides Colorado State football players state-of-the-art facilities that rival any found in on-campus stadiums across the country.



Inside Canvas Stadium, Ram student-athletes have access to their locker room, training room facilities, strength and conditioning facilities, the fuel and nutrition center as well as the equipment room and team meeting spaces. Team meals are also served throughout the year inside the facility.

Also established in 2009 was the Indoor Practice Facility which allows the team to practice and train in an additional facility, especially in the spring during individual and small group work.

Features:
- A 70-yard synthetic-turf football field
- Large gymnasium for basketball and volleyball
- Utilized for training by all 16 varsity sports, and includes a four-lane, 70 meter track
- Retractable netting for batting cages and golf workouts

Student-Athletes at Colorado State are students first, and a quality learning environment is essential to achieving the high standards expected of them.

That's why, in 2009, the Anderson Academic Center was completed, offering Ram student-athletes a first-class academic facility.

Features:

- A computer lab with more than 30 workstations
- Five private tutorial rooms and large study areas
- Seven full-time academic coordinators to assist student-athletes in their studies

In the most recent Academic Progress Rate (APR) report (2022-23), nine programs achieved a perfect 1,000 single-year APR, and overall, the 988 average APR for the department marked the seventh consecutive report over 985.



No.	Name	Pos.	Ht.	Wt.	Cl.-Exp.	RM	C19	1st	CSU	Hometown/Previous School
56	Kenyon Agurs	DL	6-4	240	r-Fr.-RS	4	-	F23	23	Inglewood, Calif. (Inglewood)
50	Josh Ayers	LB	6-2	205	r-Fr.-RS	4	-	F23	23	Castle Rock, Colo. (Lutheran)
94	Cam Bariteau	DL	6-0	300	Gr.-3L	1	*	F20	20	Wareham, Mass. (Peddie)
15	Landon Bell	WR	6-2	215	Fr.-HS	4	-	S24	24	Las Vegas, Nev. (Newbury Park (Calif.))
12	Jace Bellah	DB	5-11	190	r-So.-SQ	3	-	F22	22	Pueblo, Colo. (Pueblo South)
97	Ed'Mari Binion	DL	6-6	245	Fr.-HS	4	-	F24	24	Lakewood, Calif. (St. Pius X – St. Matthias Academy)
11	Henry Blackburn	DB	6-0	205	Gr.-4L	1	*	S20	20	Boulder, Colo. (Fairview)
8	Jackson Brousseau	QB	6-4	220	r-Fr.-RS	4	-	F23	23	Lehi, Utah (Lehi)
60	Chandler Brown	OL	6-3	300	r-Jr.-TR	2	-	F21	24	Gainesville, Va. (Patriot) / Shepherd
82	Lavon Brown	WR	6-0	195	r-Fr.-RS	4	-	F23	23	Chatsworth, Calif. (Sierra Canyon)
10	Vince Brown II	TE	6-6	230	Sr.-1L	1	-	F21	23	Matteson, Ill. (Rich Central) / DuPage
3	Darius Curry	QB	5-10	165	Fr.-HS	4	-	F24	24	Long Beach, Calif. (Long Beach Poly)
84	Stephon Daily	WR	6-3	180	r-Fr.-RS	4	-	F23	23	Phoenix, Ariz. (Sierra Linda)
22	Chauncey Davis	DB	6-0	165	Fr.-HS	4	-	S24	24	Fontana, Calif. (Etiwanda)
33	Jake Dennis	LS	6-0	205	Sr.-1L	2	-	F21	23	Omaha, Neb. (Skutt) / Butler
20	Jalen Dupree	RB	6-0	210	Fr.-HS	4	-	F24	24	Benton, Ark. (Malvern)
1	Isaiah Essissima	DB	5-11	170	Gr.-TR	1	*	F19	24	Houston, Texas (Fort Bend) / Wake Forest / Nevada
69	Alex Foster	OL	6-4	305	r-Jr.-TR	2	-	F21	24	Vernal, Utah (Salem Hills) / Utah Tech
16	Brayden Fowler-Nicolosi	QB	6-2	200	r-So.-1L	3	-	S22	22	Aledo, Texas (Aledo)
20	Jaylen Gardner	DB	6-1	200	So.-1L	3	-	F23	23	San Antonio, Texas (Texas Military Institute)
36	Armon Gardner	DB	5-10	165	Fr.-HS	4	-	F24	24	San Antonio, Texas (Texas Military Institute)
75	Jacob Gardner	OL	6-4	300	Gr.-2L	1	*	F20	22	Rancho Cucamonga, Calif. (Los Osos) / Nevada
9	Nuer Gatkuoth	DL	6-3	235	r-So.-1L	2	-	S22	22	Edmonton, AB (Champion Prep)
39	DeAndre Gill, Jr.	DL	6-5	245	r-So.-SQ	3	-	F22	22	Seattle, Wash. (Kentwood)
5	Dylan Goffney	WR	6-0	210	Sr.-1L	1	-	S21	23	Cyprus, Texas (Bridgeland) / SMU
2	Caleb Goodie	WR	6-1	170	So.-1L	3	-	F23	23	Breaux Bridge, La. (Memorial)
19	Tyrell Grayson, Jr.	DB	6-1	185	Sr.-1L	1	*	F19	23	Fresno, Calif. (Central) / Utah Tech
80	Matt Greenwald	TE	6-0	200	r-Sr.-1L	2	*	S20	22	Boulder, Colo. (Fairview) / Boise State
73	Braden Hales	OL	6-5	305	Fr.-HS	4	-	F24	24	Olathe, Kan. (Olathe North)
85	Kory Hall	WR	6-1	185	Fr.-HS	4	-	F24	24	Northridge, Calif. (Cleveland)
76	Keegan Hamilton	OL	6-4	285	r-So.-1L	3	-	F22	22	Denver, Colo. (Rock Canyon)
93	Hidetora Hanada	DL	6-1	290	r-Sr.-1L	2	-	F20	23	Wakayama, Japan (Nippon)
83	Bryan Hansen	PK	6-3	205	r-So.-1L	3	-	F22	22	Colleyville, Texas (Colleyville Heritage)
16	Chance Harrison	DB	6-0	160	Fr.-HS	4	-	F24	24	Oxnard, Calif. (Rio Mesa)
17	Brig Hartson	ATH	6-3	235	r-Jr.-SQ	2	-	F21	22	Johnstown, Colo. (Roosevelt)
15	Ayden Hector	DB	6-0	215	r-Sr.-2L	2	*	F20	22	Bellevue, Wash. (Eastside Catholic) / Washington St.
57	Trevyn Heil	OL	6-2	275	r-Jr.-SQ	3	-	F22	22	Aurora, Colo. (Grandview) / Nevada
66	Brycen Heil	DL	5-11	285	r-Sr.-SQ	1	*	F20	22	Aurora, Colo. (Grandview) / Northern Colorado
77	Saveyon Henderson	OL	6-4	305	Sr.-1L	1	-	F21	23	Crete, Ill. (Crete Monee) / Lane College
34	Damian Henderson II	RB	6-2	205	r-Fr.-RS	4	-	F23	23	Compton, Calif. (Los Alamitos)
89	Keynan Higgins	WR	6-4	170	So.-TR	3	-	F23	24	Antioch, Calif. (Pittsburg) / San Jose State
33	Keegan Holles	RB	6-0	200	r-So.-1L	3	-	F22	22	Greenwood Village, Colo. (Cherry Creek)
63	John Holthaus	OL	6-7	285	Fr.-HS	4	-	F24	24	Portola Valley, Calif. (Serra-San Mateo)
14	Tory Horton	WR	6-3	185	Gr.-2L	1	*	F20	22	Fresno, Calif. (Washington Union) / Nevada
17	Jack Howell	DB	6-0	200	Sr.-3L	1	-	S21	21	Fort Collins, Colo. (Hamilton (Ariz.))
36	Will Hutchison	P	6-2	215	r-Fr.-RS	4	-	F23	23	Fulshear, Texas (Fulshear)
0	Chris Jackson	DB	6-0	155	So.-TR	2	-	F23	24	San Diego, Calif. (Madison) / San Diego Mesa
8	Buom Jock	LB	6-4	235	So.-1L	3	-	F23	23	Mankato, Minn. (Episcopal (Ariz.))
0	Kobe Johnson	RB	5-9	190	Gr.-TR	1	*	F19	23	Lawrenceville, Ga. (Discovery) / North Dakota State
7	Dom Jones	DB	6-3	195	Gr.-1L	1	*	F19	23	Duluth, Ga. (Peachtree Ridge) / North Dakota State
78	Aaron Karas	OL	6-5	310	r-So.-1L	3	-	F22	22	Arvada, Colo. (Pomona)
85	Garrett Keeler	DL	6-3	220	Fr.-HS	4	-	S24	24	Broomfield, Colo. (Broomfield)
58	Gabe Kirschke	DL	6-5	245	r-So.-TR	3	-	F22	24	Lone Tree, Colo. (Valor Christian) / Wisconsin
42	Jaden Landrum	LB	6-3	240	Fr.-HS	4	-	S24	24	Pomona, Calif. (Etiwanda)
3	Elias Larry	DB	6-0	190	Gr.-TR	1	-	F21	24	Palmdale, Calif. (Sierra Canyon) / Navy
55	Andrew Laurich	DL	6-3	280	r-Fr.-RS	4	-	F23	23	Yorkville, Ill. (Yorkville)
70	Berlin Lillard	OL	6-4	365	Fr.-HS	4	-	F24	24	Oakland, Calif. (Bishop O'Dowd)
40	Owen Long	LB	6-1	195	Fr.-HS	4	-	F24	24	Whittier, Calif. (La Serna)

No.	Name	Pos.	Ht.	Wt.	Cl.-Exp.	RM	C19	1st	CSU	Hometown/Previous School
51	Niko Lopez	LB	6-2	235	r-Fr.-SQ	4	-	F23	23	Mission Viejo, Calif. (Santa Margarita Catholic)
86	Tommy Maher	WR	5-10	170	Fr.-HS	4	-	F24	24	Bellflower, Calif. (St. John Bosco)
29	Justin Marshall	RB	5-10	180	r-Fr.-RS	4	-	F23	23	Merrillville, Ind. (Merrillville)
72	Christian Martin	OL	6-6	270	r-Fr.-RS	4	-	F23	23	St. Rose, La. (Destrehan)
26	Ryan McConnell	RB	6-1	225	r-So.-SQ	3	-	F22	22	Erie, Colo. (Erie)
98	Kennedy McDowell	DL	6-4	200	So.-1L	3	-	S23	23	Frisco, Texas (Memorial)
88	Jordan McIntyre	WR	5-11	180	Sr.-TR	1	-	F21	24	Chatsworth, Calif. (Chaminade College Prep) / Brown
24	Garrett Menagh	RB	5-7	205	Fr.-HS	4	-	F24	24	Clovis, Calif. (Buchanan)
23	Jaseim Mitchell	LB	6-1	225	r-Jr.-1L	2	-	F21	21	Colorado Springs, Colo. (Harrison)
91	James Mitchell	DL	6-1	300	Gr.-3L	1	*	F20	20	Duncanville, Texas (Duncanville)
44	Peter Montini	TE	6-0	230	Gr.-2L	1	*	F20	22	Pleasanton, Calif. (Foothill) / Nevada
77	Jack Moran	DL	6-6	255	Fr.-HS	4	-	F24	24	Arvada, Colo. (Ralston Valley)
74	Tanner Morley	OL	6-7	315	r-Fr.-RS	4	-	F23	23	Highlands Ranch, Colo. (Valor Christian)
4	Dominic Morris	DB	5-9	175	Sr.-1L	1	-	F21	23	Spring, Texas (Klein Oak) / Furman
25	Avery Morrow	RB	6-0	210	Gr.-2L	1	*	F20	22	Seattle, Wash. (Garfield) / Nevada
68	Drew Moss	OL	6-4	300	Sr.-1L	1	-	F21	23	Richardson, Texas (Richardson) / Lamar
87	Mason Muaau	TE	6-6	225	r-Fr.-RS	4	-	F23	23	Nanakuli, Hawaii (Campbell)
13	Dagan Myers	DB	5-10	185	Fr.-HS	4	-	F24	24	Morrison, Colo. (Chatfield)
18	AJ Noland	DB	6-1	185	Fr.-HS	4	-	F24	24	Tualatin, Ore. (Tualatin)
23	Jordan Noyes	K	5-11	200	Gr.-1L	1	*	F20	23	Dartford, Kent, England (Gad's Hill) / Utah
65	Phillip Ocon	OL	6-3	300	Fr.-HS	4	-	F24	24	South Pasadena, Calif. (Saint Francis-La Canada)
6	Donovan Ollie	WR	6-3	210	Gr.-TR	1	*	F19	24	Wylie, Texas (Wylie) / Cincinnati / Washington St.
81	Dane Olson	WR	5-11	185	Gr.-2L	1	-	F19	19	San Diego, Calif. (San Marcos)
18	Jamari Person	WR	6-1	200	So.-1L	3	-	F23	23	Nashville, Tenn. (Haywood)
46	Cody Pettitt	LS	6-0	210	r-Jr.-1L	3	-	F21	21	Fort Collins, Colo. (Fossil Ridge)
27	Dylan Phelps	DB	6-3	190	r-Fr.-RS	4	-	F23	23	Las Vegas, Nev. (Spring Valley)
11	Tommy Poholsky	QB	6-1	210	r-Fr.-TR	4	-	F23	24	Evergreen, Colo. (Evergreen) / Iowa
12	Giles Pooler	QB	6-5	220	r-Jr.-SQ	2	-	F21	21	Fort Collins, Colo. (St. Xavier (Ky.))
53	Whitefield Powell	DL	6-4	225	r-Fr.-RS	4	-	F23	23	Austin, Texas (Regents School of Austin)
95	Will Prendergast	DL	6-0	280	Sr.-TR	1	-	F21	24	Prosper, Texas (Prosper) / FIU
47	Drew Rodriguez	LB	6-1	220	r-Fr.-RS	4	-	S23	23	Salem, Ore. (Sprague)
83	Jordan Ross	WR	5-10	180	Fr.-HS	4	-	F24	24	Anaheim, Calif. (Warren)
32	Rocco Schramm	LB	6-0	220	r-So.-SQ	3	-	F22	22	Alamo, Calif. (Monte Vista)
28	Dante Scott	DB	6-1	190	r-Fr.-RS	4	-	F23	23	San Diego, Calif. (Bonita Vista)
90	Keegan Shank	DL	6-4	255	Fr.-HS	4	-	F24	24	Scottsdale, Ariz. (Chaparral)
71	Zach Smith	OL	6-8	300	Fr.-HS	4	-	F24	24	Highlands Ranch, Colo. (Thunder Ridge)
99	Javion Smith-Combs	DL	6-5	250	r-Fr.-RS	4	-	F23	23	Greenwood Village, Colo. (Cherry Creek)
38	Kylan Studebaker	DB	6-0	185	Fr.-HS	4	-	F24	24	Broomfield, Colo. (Legacy)
49	Jernias Tafia	DL	6-3	305	r-Jr.-TR	2	-	F21	24	West Seattle, Wash. (Eastside Catholic) / Wash. St.
45	Morgan Tribbett	LS	5-11	215	r-Fr.-RS	4	-	F23	23	Eaton, Colo. (Eaton)
41	Paddy Turner	P	6-5	205	Gr.-2L	1	-	S19	22	Ararat, VIC, Australia (Marian) / Nevada
79	Aitor Urionabarrenechea	OL	6-5	320	r-Fr.-RS	4	-	F23	23	Lancaster, Calif. (Chaminade College Prep)
96	Poukesi Vakauta	DL	6-0	305	Sr.-TR	1	*	F20	24	Euless, Texas (Trinity) / Utah State
24	Trey Vincent	DB	6-3	185	r-Jr.-SQ	3	-	F22	23	Grinnell, Kan. (Wheatland) / Ottawa
29	Jett Vincent	DB	6-2	190	r-Fr.-RS	4	-	F23	23	Grinnell, Kan. (Canton-Galva)
59	Mulumba Wa-Kalonji	DL	6-1	235	r-Fr.-RS	4	-	F23	23	Aurora, Colo. (Grandview)
92	Mukendi Wa-Kalonji	DL	6-4	250	r-Jr.-2L	2	-	S21	21	Aurora, Colo. (Grandview)
19	Jaxxon Warren	TE	6-8	240	So.-TR	3	-	F23	24	Flower Mound, Texas (Marcus) / N. Texas / Navarro
37	Luke Watkins	K	6-1	190	Fr.-HS	4	-	F24	24	Rockwall, Texas (Rockwall)
43	Nate Weyand, Jr.	TE	6-2	245	r-Fr.-RS	4	-	F23	23	Austin, Texas (Westlake)
13	Jordan Williams	TE	6-5	230	Jr.-2L	2	-	F22	22	Riverside, Calif. (St. Paul)
41	Tyson Williams	DB	6-1	190	r-So.-SQ	3	-	F22	22	Loveland, Colo. (Loveland)
35	Payne Williams III	K/P	5-9	160	Fr.-HS	4	-	F24	24	Natchitoches, La. (St. Mary)
30	Chase Wilson	LB	6-1	230	r-Sr.-3L	2	*	F20	20	Arvada, Colo. (Ralston Valley)
1	Armani Winfield	WR	6-2	205	r-So.-TR	3	-	F22	24	Lewisville, Texas (Lewisville) / Baylor

KEY

In an attempt to moderinze our roster to provide more clarity about the makeup of the Rams, we have added four columns to the traditional layout of a roster. The key for those additions is below.

RM: Remaining Years (Including Current Season) | **C19:** * Indicates a COVID-19 Year | **1st:** First Semester in College | **CSU:** First Season at CSU

No.	Name	Pos.
0	Chris Jackson	DB
0	Kobe Johnson	RB
1	Isaiah Essissima	DB
1	Armani Winfield	WR
2	Caleb Goodie	WR
3	Darius Curry	QB
3	Elias Larry	DB
4	Dominic Morris	DB
5	Dylan Goffney	WR
6	Donovan Ollie	WR
7	Dom Jones	DB
8	Jackson Brousseau	QB
8	Buom Jock	LB
9	Nuer Gatkuoth	DL
10	Vince Brown II	TE
11	Henry Blackburn	DB
11	Tommy Poholsky	QB
12	Jace Bellah	DB
12	Giles Pooler	QB
13	Dagan Myers	DB
13	Jordan Williams	TE
14	Tory Horton	WR
15	Landon Bell	WR
15	Ayden Hector	DB
16	Brayden Fowler-Nicolosi	QB
16	Chance Harrison	DB
17	Brig Hartson	ATH
17	Jack Howell	DB
18	AJ Noland	DB
18	Jamari Person	WR
19	Tyrell Grayson, Jr.	DB
19	Jaxxon Warren	TE
20	Jalen Dupree	RB
20	Jaylen Gardner	DB
22	Chauncey Davis	DB
23	Jaseim Mitchell	LB
23	Jordan Noyes	K
24	Garrett Menagh	RB
24	Trey Vincent	DB
25	Avery Morrow	RB
26	Ryan McConnell	RB
27	Dylan Phelps	DB
28	Dante Scott	DB
29	Justin Marshall	RB
29	Jett Vincent	DB
30	Chase Wilson	LB
32	Rocco Schramm	LB
33	Jake Dennis	LS
33	Keegan Holles	RB
34	Damian Henderson II	RB
35	Payne Williams III	K/P
36	Armon Gardner	DB
36	Will Hutchison	P
37	Luke Watkins	K
38	Kylan Studebaker	DB
39	DeAndre Gill, Jr.	DL
40	Owen Long	LB

No.	Name	Pos.
41	Paddy Turner	P
41	Tyson Williams	DB
42	Jaden Landrum	LB
43	Nate Weyand, Jr.	TE
44	Peter Montini	TE
45	Morgan Tribbett	LS
46	Cody Pettitt	LS
47	Drew Rodriguez	LB
49	Jernias Tafia	DL
50	Josh Ayers	LB
51	Niko Lopez	LB
53	Whitefield Powell	DL
55	Andrew Laurich	DL
56	Kenyon Agurs	DL
57	Trevyn Heil	OL
58	Gabe Kirschke	DL
59	Mulumba Wa-Kalonji	DL
60	Chandler Brown	OL
63	John Holthaus	OL
65	Phillip Ocon	OL
66	Brycen Heil	DL
68	Drew Moss	OL
69	Alex Foster	OL
70	Berlin Lillard	OL
71	Zach Smith	OL
72	Christian Martin	OL
73	Braden Hales	OL
74	Tanner Morley	OL
75	Jacob Gardner	OL
76	Keegan Hamilton	OL
77	Saveyon Henderson	OL
77	Jack Moran	DL
78	Aaron Karas	OL
79	Aitor Urionabarrenechea	OL
80	Matt Greenwald	TE
81	Dane Olson	WR
82	Lavon Brown	WR
83	Bryan Hansen	PK
83	Jordan Ross	WR
84	Stephon Daily	WR
85	Kory Hall	WR
85	Garrett Keeler	DL
86	Tommy Maher	WR
87	Mason Muaau	TE
88	Jordan McIntyre	WR
89	Keynan Higgins	WR
90	Keegan Shank	DL
91	James Mitchell	DL
92	Mukendi Wa-Kalonji	DL
93	Hidetora Hanada	DL
94	Cam Bariteau	DL
95	Will Prendergast	DL
96	Poukesi Vakauta	DL
97	Ed'Mari Binion	DL
98	Kennedy McDowell	DL
99	Javion Smith-Combs	DL

RETURNING LETTERWINNERS (34)

OFFENSE (15)

Offensive Line (4)
Jacob Gardner
Saveyon Henderson
Aaron Karas
Drew Moss

Quarterbacks (1)
Brayden Fowler-Nicolosi

Running Backs (2)
Justin Marshall
Avery Morrow

Tight Ends (3)
Vince Brown II
Peter Montini
Jordan Williams

Wide Receivers (5)
Dylan Goffney
Caleb Goodie
Tory Horton
Dane Olson
Jamari Person

SPECIALISTS (4)
Jake Dennis, LS
Bryan Hansen, K
Jordan Noyes, K
Paddy Turner, P

DEFENSE (15)

Defensive Line (7)
Cam Bariteau
Nuer Gatkouth
Hidetora Hanada
Kennedy McDowell
James Mitchell
Tyler Quinn
Mukendi Wa-Kalonji

Linebackers (2)
Chase Wilson
Buom Jock

Secondary (6)
Henry Blackburn
Jaylen Gardner
Tyell Grayson, Jr.
Jack Howell
Dominic Jones
Dominic Morris

RAMS BY REMAINING YEARS (TRADITIONAL CLASSIFICATIONS REMOVED TO ACCOUNT FOR TRANSFERS, COVID WAIVERS, ETC.)

Final Season (26)
Cam Bariteau, Henry Blackburn, Vince Brown II, Isaiah Essissima, Jacob Gardner, Dylan Goffney, Tyrell Grayson, Jr., Brycen Heil, Saveyon Henderson, Tory Horton, Jack Howell, Kobe Johnson, Dom Jones, Elias Larry, Jordan McIntyre, James Mitchell, Peter Montini, Dominic Morris, Avery Morrow, Drew Moss, Jordan Noyes, Donovan Ollie, Dane Olson, Will Prendergast, Paddy Turner, Poukesi Vakauta

Two Seasons Remaining (15)
Chandler Brown, Jake Dennis, Alex Foster, Nuer Gatkuoth, Matt Greenwald, Hidetora Hanada, Brig Hartson, Ayden Hector, Chris Jackson, Jaseim Mitchell, Giles Pooler, Jernias Tafia, Mukendi Wa-Kalonji, Jordan Williams, Chase Wilson

Three Seasons Remaining (22)
Jace Bellah, Brayden Fowler-Nicolosi, Jaylen Gardner, DeAndre Gill, Jr., Caleb Goodie, Keegan Hamilton, Bryan Hansen, Trevyn Heil, Keynan Higgins, Keegan Holles, Buom Jock, Aaron Karas, Gabe Kirschke, Ryan McConnell, Kennedy McDowell, Jamari Person, Cody Pettitt, Rocco Schramm, Trey Vincent, Jaxxon Warren, Tyson Williams, Armani Winfield

Four Seasons Remaining (50)
Kenyon Agurs, Josh Ayers, Landon Bell, Ed'Mari Binion, Jackson Brousseau, Lavon Brown, Darius Curry, Stephon Daily, Chauncey Davis, Jalen Dupree, Armon Gardner, Braden Hales, Kory Hall, Chance Harrison, Damian Henderson II, John Holthaus, Will Hutchison, Garrett Keeler, Jaden Landrum, Andrew Laurich, Berlin Lillard, Owen Long, Niko Lopez, Tommy Maher, Justin Marshall, Christian Martin, Garrett Menagh, Jack Moran, Tanner Morley, Mason Muaau, Dagan Myers, AJ Noland, Phillip Ocon, Dylan Phelps, Tommy Poholsky, Whitefield Powell, Drew Rodriguez, Jordan Ross, Dante Scott, Keegan Shank, Zach Smith, Javion Smith-Combs, Kylan Studebaker, Morgan Tribbett, Aitor Urionabarrenechea, Jett Vincent, Mulumba Wa-Kalonji, Luke Watkins, Nate Weyand, Jr., Payne Williams III

Years listed above are inclusive of the ability to exercise a waiver season for the 2020 season as well.

QUARTERBACKS

Returning (3)

Jackson Brousseau	r-Fr.	RS
Brayden Fowler-Nicolosi	r-So.	1L
Giles Pooler	r-Jr.	SQ

Added (1)

Darius Curry	Fr.	HS

RUNNING BACKS

Returning (6)

Damian Henderson II	r-Fr.	RS
Keegan Holles	r-So.	1L
Kobe Johnson	Gr.	TR
Justin Marshall	r-Fr.	RS
Ryan McConnell	r-So.	SQ
Avery Morrow	Gr.	2L

Added (1)

Jalen Dupree	Fr.	HS

WIDE RECEIVERS

Returning (8)

Lavon Brown	r-Fr.	RS
Stephon Daily	r-Fr.	RS
Dylan Goffney	Sr.	1L
Caleb Goodie	So.	1L
Matt Greenwald	r-Sr.	1L
Tory Horton	Gr.	2L
Dane Olson	Gr.	2L
Jamari Person	So.	1L

Added (6)

Landon Bell	Fr.	HS
Kory Hall	Fr.	HS
Tommy Maher	Fr.	HS
Donovan Ollie	Gr.	TR
Jordan Ross	Fr.	HS
Armani Winfield	r-So.	TR

Lettermen Lost (3)

Louis Brown IV	So.	2L
Dawson Menegatti	R-Jr.	1L
Justus Ross-Simmons	So.	2L

TIGHT ENDS

Returning (4)

Vince Brown II	Sr.	1L
Peter Montini	Gr.	2L
Mason Muaau	r-Fr.	RS
Jordan Williams	Jr.	2L

Added (1)

Jaxxon Warren	So.	TR

Lettermen Lost (1)

Dallin Holker	Jr.	1L

OFFENSIVE LINE

Returning (9)

Jacob Gardner	Gr.	2L
Keegan Hamilton	r-So.	1L
Trevyn Heil	r-Jr.	SQ
Saveyon Henderson	Sr.	1L
Aaron Karas	r-So.	1L
Christian Martin	r-Fr.	RS
Tanner Morley	r-Fr.	RS
Drew Moss	Sr.	1L
Aitor Urionabarrenechea	r-Fr.	RS

Added (7)

Chandler Brown	r-Jr.	TR
Alex Foster	r-Jr.	TR
Braden Hales	Fr.	HS
John Holthaus	Fr.	HS
Berlin Lillard	Fr.	HS
Phillip Ocon	Fr.	HS
Zach Smith	Fr.	HS

Lettermen Lost (4)

Andrew Cannon	Gr.	1L
Oliver Jervis	Gr.	1L
Bobby Lawrence	Gr.	1L
Teivis Tuioti	R-Jr.	2L

DEFENSIVE LINE

Returning (15)

Kenyon Agurs	r-Fr.	RS
Cam Bariteau	Gr.	3L
Nuer Gatkuoth	r-So.	1L
DeAndre Gill, Jr.	r-So.	SQ
Hidetora Hanada	r-Sr.	1L
Brycen Heil	r-Sr.	SQ
Andrew Laurich	r-Fr.	RS
Kennedy McDowell	So.	1L
James Mitchell	Gr.	3L
Whitefield Powell	r-Fr.	RS
Tyler Quinn	r-Jr.	2L
Javion Smith-Combs	r-Fr.	RS
Mulumba Wa-Kalonji	r-Fr.	RS
Mukendi Wa-Kalonji	r-Jr.	2L
Nate Weyand	r-Fr.	RS

Added (6)

Ed'Mari Binion	Fr.	HS
Garrett Keeler	Fr.	HS
Gabe Kirschke	r-So.	TR
Jack Moran	Fr.	HS
Keegan Shank	Fr.	HS
Jernias Tafia	r-Jr.	TR

Lettermen Lost (5)

Mohamed Kamara	Gr.	5L
Grady Kelly	r-So.	2L
Marshon Oxley	r-Fr.	1L
Tony Pierce, Jr.	Gr.	1L
Matt Thomas	Gr.	1L

LINEBACKERS

Returning (6)

Josh Ayers	r-Fr.	RS
Buom Jock	So.	1L
Jaseim Mitchell	r-Jr.	1L
Drew Rodriguez	r-Fr.	RS
Rocco Schramm	r-So.	SQ
Chase Wilson	r-Sr.	3L

Added (3)

Jaden Landrum	Fr.	HS
Owen Long	Fr.	HS
Niko Lopez	r-Fr.	HS

Lettermen Lost (2)

Tramayne Mejia-Paster	Gr.	1L
Justin Sanchez	Sr.	2L

SECONDARY

Returning (13)

Jace Bellah	r-So.	SQ
Henry Blackburn	Gr.	4L
Jaylen Gardner	So.	1L
Tyrell Grayson, Jr.	Sr.	1L
Ayden Hector	r-Sr.	2L
Jack Howell	Sr.	3L
Dom Jones	Gr.	1L
Dominic Morris	Sr.	1L
Dylan Phelps	r-Fr.	RS
Dante Scott	r-Fr.	RS
Trey Vincent	r-Jr.	SQ
Jett Vincent	r-Fr.	RS
Tyson Williams	r-So.	SQ

Added (8)

Chauncey Davis	Fr.	HS
Isaiah Essissima	Gr.	TR
Armon Gardner	Fr.	HS
Chance Harrison	Fr.	HS
Elias Larry	Gr.	TR
Dagan Myers	Fr.	HS
AJ Noland	Fr.	HS
Kylan Studebaker	Fr.	HS

Lettermen Lost (4)

Chigozie Anusiem	Gr.	2L
TJ Crandall	Fr.	1L
Brandon Guzman	r-Jr.	2L
Ron Hardge III	Gr.	1L

SPECIALISTS

Returning (8)

Jake Dennis (LS)	Sr.	1L
Bryan Hansen (PK)	r-So.	1L
Will Hutchison (P)	r-Fr.	RS
Jordan Noyes (K)	Gr.	1L
Cody Pettitt (LS)	r-Jr.	1L
Morgan Tribbett (LS)	r-Fr.	RS
Paddy Turner (P)	Gr.	2L
Brig Hartson (ATH)	r-Jr.	SQ

Added (2)

Luke Watkins (K)	Fr.	HS
Payne Williams III (K/P)	Fr.	HS

RAMS BY STATE

ARIZONA (2)

Phoenix	Stephon Daily
Scottsdale	Keegan Shank

ARKANSAS (1)

Benton	Jalen Dupree

CALIFORNIA (31)

Alamo	Rocco Schramm
Anaheim	Jordan Ross
Antioch	Keynan Higgins
Bellflower	Tommy Maher
Chatsworth	Lavon Brown
	Jordan McIntyre
Clovis	Garrett Menagh
Fontana	Chauncey Davis
	Jaden Landrum
Fresno	Tyrell Grayson
	Tory Horton
Inglewood	Kenyon Agurs
Lakewood	Ed'Mari Binion
Lancaster	A. Urionabarrenechea
Long Beach	Darius Curry
Los Alamitos	Damian Henderson
Mission Viejo	Niko Lopez
Newbury Park	Landon Bell
Northridge	Kory Hall
Oakland	Berlin Lillard
Oxnard	Chance Harrison
Palmdale	Elias Larry
Pleasanton	Peter Montini
Portola Valley	John Holthaus
Rancho Cucamonga	Jacob Gardner
Riverside	Jordan Williams
San Diego	Chris Jackson
	Dane Olson
	Dante Scott
South Pasadena	Phillip Ocon
Whittier	Owen Long

COLORADO (29)

Arvada	Aaron Karas
	Jack Moran
	Chase Wilson
Aurora	Brycen Heil
	Trevyn Heil
	Mukendi Wa-Kalonji
	Mulumba Wa-Kalonji
Boulder	Henry Blackburn
	Matt Greenwald
Broomfield	Garrett Keeler
	Kylan Studebaker
Colorado Springs	Jaseim Mitchell
Denver	Keegan Hamilton
Erie	Ryan McConnell
Evergreen	Tommy Poholsky
Fort Collins	Jack Howell
	Cody Pettitt
	Giles Pooler
Greeley	Morgan Tribbett
Greenwood Village	Keegan Holles
	Javion Smith-Combs
Highlands Ranch	Tanner Morley
	Zach Smith
Johnstown	Brig Hartson
Lone Tree	Gabe Kirschke
Loveland	Tyson Williams
Morrison	Dagan Myers
Parker	Josh Ayers
Pueblo	Jace Bellah

GEORGIA (2)

Duluth	Dom Jones
Lawrenceville	Kobe Johnson

HAWAII (1)

Nanakuli	Mason Muaau

ILLINOIS (3)

Crete	Saveyon Henderson
Matteson	Vince Brown II
Yorkville	Andrew Laurich

INDIANA (1)

Merrillville	Justin Marshall

KANSAS (3)

Galva	Jett Vincent
Grinnell	Trey Vincent
Olathe	Braden Hales

LOUISIANA (3)

Breaux Bridge	Caleb Goodie
Destrehan	Christian Martin
Natchitoches	Payne WIlliams III

MASSACHUSETTS (1)

Wareham	Cam Bariteau

MINNESOTA (1)

Mankato	Buom Jock

NEBRASKA (1)

Omaha	Jake Dennis

NEVADA (1)

Las Vegas	Dylan Phelps

OREGON (2)

Salem	Drew Rodriguez
Tualatin	AJ Noland

TENNESSEE (1)

Nashville	Jamari Person

TEXAS (19)

Aledo	Brayden Fowler-Nicolosi
Austin	Whitefield Powell
	Nate Weyand
Colleyville	Bryan Hansen
Cyprus	Dylan Goffney
Duncanville	James Mitchell
Euless	Poukesi Vakauta
Flower Mound	Jaxxon Warren
Frisco	Kennedy McDowell
Fulshear	Will Hutchison
Houston	Isaiah Essissima
Lewisville	Armani Winfield
Prosper	Will Prendergast
Richardson	Drew Moss
Rockwall	Luke Watkins
San Antonio	Armon Gardner
	Jaylen Gardner
Spring	Dominic Morris
Wylie	Donovan Ollie

UTAH (2)

Lehi	Jackson Brousseau
Vernal	Alex Foster

VIRGINIA (1)

Gainsville	Chandler Brown

WASHINGTON (4)

Bellevue	Ayden Hector
Seattle	DeAndre Gill
	Avery Morrow
West Seattle	Jernias Tafia

INTERNATIONAL

AUSTRALIA (1)

Ararat, VIC	Paddy Turner

CANADA (1)

Edmonton, AB	Nuer Gatkuoth

ENGLAND (1)

Dartford, Kent	Jordan Noyes

JAPAN (1)

Wakayama	Hidetora Hanada

S
Blackburn - 29
Grayson - (24)

S
Howell - 28

LB
Wilson - 12

LB

NK
Morris - (9)
Hector - (13)

CB
Jones - (15)
Larry - (12)

DE
Gatkuoth - 10

DT
Bariteau - 22

DT
Mitchell - 2

DE

CB
Essissima - (15)

WR
Ollie - (24)

LT
Henderson - 12
Gardner - (31)

LG
Foster - (17)

C
Gardner - 14
Hamilton - 3

RG
Moss - (34)

RT

TE
Montini - 2
Williams - 2

WR
Horton - 26

WR
Goffney - (13)
Goodie - 1
Olson - 2

QB
Fowler-Nicoloci - 12
Pooler - 1

RB
Marshall - 1
Johnson - 17
Morrow - 13

Totals include all starts at previous FBS/FCS programs

Offensive Starts Returning

Jacob Gardner, OL	(45)
Drew Moss, OL	(34)
Tory Horton, WR	(26)
Kobe Johnson, RB	(17)
Dylan Goffney, WR	(13)
Avery Morrow, RB	13
Brayden Fowler-Nicolosi, QB	12
Saveyon Henderson, OL	12
Keegan Hamilton, OL	3
Dane Olson, WR	2
Peter Montini, TE	2
Jordan Williams, TE	2
Giles Pooler, QB	1
Justin Marshall, RB	1
Caleb Goodie, WR	1

Defensive Starts Returning

Henry Blackburn, DB	29
Jack Howell, DB	28
Tyrell Grayson, Jr., DB	(24)
Cam Bariteau, DL	22
Dom Jones, DB	(15)
Ayden Hector, DB	(13)
Chase Wilson, LB	12
Nuer Gatkuoth, DL	10
Dominic Morris, DB	(9)
James Mitchell, DL	2

Offensive Starts Lost

Oliver Jervis, OL	(37)
Clay Milen, QB	11
Justus Ross-Simmons, WR	19
Dallin Holker, TE	(18)
Bobby Lawrence, OL	(4)
Andrew Cannon, OL	(15)
Jordan Smith, RB	(3)
Louis Brown IV, WR	9
Brian Crespo-Jaquez, OL	1
Mehki Fox, WR	1

Defensive Starts Lost

Mohamed Kamara, DL	33
Tony Pierce, Jr., DL	(22)
Chigozie Anusiem, DB	(29)
Grady Kelly, DL	22
Brandon Guzman, DB	8
Tramayne Mejia-Paster, LB	(5)
Ron Hardge II, DB	(6)

Starts in parantheses include starts at previous FBS/FCS programs

THE STAFF



JAY NORVELL

Head Coach

Third Year at Colorado State
Iowa, '86

THE NORVELL **FILE**

PERSONAL

Year at Colorado State: 3rd (8th as a Head Coach)
Birthday: March 28, 1963
Hometown: Madison, Wisc.
Education: University of Iowa, 1986
Family: Wife: Kim; Son: Jaden

COACHING CAREER

1986-87	–	Iowa (Offensive Graduate Assistant)
1988	–	Northern Iowa (Wide Receivers)
1989-94	–	Wisconsin (Offensive Line/Wide Receivers Special Teams)
1995-97	–	Iowa State (Asst. HC/Quarterbacks/Wide Receivers)
1998-01	–	Indianapolis Colts (Wide Receivers)
2002-03	–	Oakland Raiders (Tight Ends)
2004-06	–	Nebraska (OC/Quarterbacks)
2007	–	UCLA (Offensive Coordinator/Quarterbacks)
2008-10	–	Oklahoma (Asst. OC/Wide Receivers)
2011-14	–	Oklahoma (Co-OC/Wide Receivers)
2015	–	Texas (Wide Receivers)
2016	–	Arizona State (Wide Receivers/Passing Game Coordinator)
2017-21	–	Nevada (Head Coach)
2022-Pr.	–	Colorado State (Head Coach)

Jay Norvell enters his third season at the helm of the Colorado State program after he was named the 24th head coach in program history by former Director of Athletics Joe Parker on Monday, Dec. 6, 2021.

Norvell, who led the Nevada Wolf Pack to four bowl games in five seasons (2017-21) as head coach prior to coming to Fort Collins, has an offensive-coaching acumen which is unquestioned after he built a conference title contender at Nevada. Former Wolf Pack quarterback Carson Strong was a two-time MW Offensive Player of the Year as Nevada led the MW in passing offense in 2021 at 365.8 yards per game. The Wolf Pack posted four-consecutive winning seasons under Norvell including a pair of bowl wins in 2018 (Arizona) and 2020 (Famous Idaho Potato).

Norvell's first season in Fort Collins may not have seen growth in the win-loss column from the team he inherited, but the cultural progress under Norvell's direction was undeniable.

The Rams posted a 3-9 record in his first season, a campaign which opened against CFP semifinalist Michigan and was filled with seven teams which advanced to the postseason. Starting three different quarterbacks during the season (all of whom were redshirt or true freshmen), the Rams showed signs of improvement on offense as the season progressed, averaging 247.3 yards of total offense the first half, improving to 324.1 the second half.

The same trend showed on defense, with the Rams going from 400.8 yards allowed to 309.1. Seven players were named All-Mountain West, including first-team selections for wideout Tory Horton and safety Jack Howell. Quarterback Clay Millen and defensive tackle Grady Kelly were named freshmen All-America by Pro Football Network.

Using his time at Nevada as the blueprint, Norvell set out to build the Colorado State program through recruiting ahead of the 2023 season. That plan resulted in the highest-rated recruiting classes in program history based on 247Sports' Composite rankings and the second highest in the Mountain West by the same metric.

The 2023 season saw improvement in nearly every category, including the win column with a 5-7 mark. Scoring also doubled from the season prior, from 13.17 points per game to 26.08 as redshirt freshman Braydon Fowler-Nicolosi started under center in week two and finished the season leading the league in total offense with 3,433 yards.

The season produced a program first, a victory over Boise State after a last-second Hail Mary was caught by tight end Dallin Holker in the end zone. CSU scored 21 points in the final 4:02 of the game to secure the first-ever victory.

The Rams looked to return to bowl eligibility, but came up short, suffering losses after leading or tied with less than a minute left in three games, including the season finale at Hawaii.

The Rams earned 12 All-Mountain West awards, highlighted by Mohamed Kamara's selection as the Defensive Player of the Year. Kamara would go on to be drafted in the fifth round in the 2024 NFL Draft to the Miami Dolphins.

During the offseason, Norvell again built a recruiting class which was a 19-player freshman class ranked first in the Mountain West by 247Sports and ranked fifth overall among the Group of Five, while also using the transfer portal to add players in key positions.

NORVELL **BY THE NUMBERS**

YEAR-BY-YEAR RECORDS

Season	School	Record
2017	Nevada	3-9 (3-5)
2018	Nevada	8-5 (5-3)
2019	Nevada	7-6 (4-4)
2020	Nevada	7-2 (6-2)
2021	Nevada	8-4 (5-3)
2022	Colorado State	3-9 (3-5)
2023	Colorado State	5-7 (3-5)
Overall		**41-42 (29-27)**

BOWL EXPERIENCE

Year	Bowl	Team	Opp.	Result
1987	Holiday	Iowa	Wyoming	W, 20-19
1993	Rose	Wisconsin	UCLA	W, 21-16
1994	Hall of Fame	Wisconsin	Duke	W, 34-20
2005	Alamo	Nebraska	Michigan	W, 32-28
2006	Cotton	Nebraska	Auburn	L, 14-17
2007	Las Vegas	UCLA	BYU	L, 16-17
2008	National Championship	Oklahoma	Florida	L, 14-24
2009	Sun	Oklahoma	Stanford	W, 31-27
2010	Fiesta	Oklahoma	Connecticut	W, 48-20
2011	Insight	Oklahoma	Iowa	W, 31-14
2012	Cotton	Oklahoma	Texas A&M	L, 13-41
2013	Sugar	Oklahoma	Alabama	W, 45-31
2014	Russell Athletic	Oklahoma	Clemson	L, 6-40
2018	Arizona	Nevada	Arkansas State	W, 16-13
2019	Famous Idaho Potato	Nevada	Ohio	L, 21-30
2020	Famous Idaho Potato	Nevada	Tulane	W, 38-27

NORVELL **VS. OPPONENTS**

Opponent	Record
Air Force	**1-4**
Arkansas State	1-0
Boise State	2-3
California	1-0
Colorado	**0-1**
Colorado State	2-1
Fresno State	**2-3**
Hawaii	4-3
Idaho State	1-1
Kansas State	0-1
Michigan	0-1
Middle Tennessee	1-1
New Mexico	**2-0**
New Mexico State	1-0
Nevada	**2-0**
Northern Colorado	0-0
Northwestern	0-1
Ohio	0-1
Oregon	0-1

Opponent	Record
Oregon State	**1-0**
Portland State	1-0
Purdue	1-0
Sacramento State	0-1
San Diego State	**4-2**
San Jose State	**4-2**
South Dakota State	0-1
Texas	**0-0**
Toledo	1-1
Tulane	1-0
UNLV	**4-2**
Utah State	**1-3**
Utah Tech	1-0
UTEP	1-0
Vanderbilt	0-1
Washington State	0-2
Weber State	1-0
Wyoming	**1-3**

Bold - Opponent on 2024 Schedule

Off the field and the recruiting trail, Norvell's impact in the Fort Collins and Colorado State community has been equally as significant. From the day Norvell stepped foot on campus, he has interacted with anyone interested in Colorado State University and Colorado State Athletics. From speaking engagements to organizing a run for charity, Norvell has re-ignited a spark in the community around his program.

Perhaps his biggest and most notable introduction has been that of the Grit Run - a 5K fun-run around campus with all proceeds going to benefit research around cystic fibrosis, a disease which impacts his wife, Kim, on a daily basis. In its first year, the Norvell's raised more than $20,000 to directly benefit the CF Foundation. The total has nearly tripled through year three with more than $60,000 going to research causes.

Prior to the 2024 season, Norvell established a Minority Fellowship position within his coaching staff in honor of his late father Merritt Norvell. The position titled Merritt James Norvell Diversity Fellowship will be for a young minority coach to gain experience and will be completely funded by Jay and his wife. Norvell is the first Black head coach in program history.

At Nevada, the Wolf Pack enjoyed an immense turnaround under Norvell's leadership, and it paid off in the postseason honors as well. Including Strong's consecutive Offensive Player of the Year awards, 16 Nevada student-athletes earned All-MW honors in 2021 led by first-team wide receiver Romeo Doubs, who finished the regular season ranked No. 12 nationally in receiving yards. Norvell was named the 2020-21 College Coach of the Year by the National Coalition of Minority Football Coaches.

Strong concluded his 2021 campaign ranked top-10 nationally in completions per game (3rd; 30.4), passing yards (4th; 4,175), passing yards per game (5th; 347.9), passing touchdowns (6th; 36), completion percentage (8th; 69.9) and total offense (8th; 330.6).

Norvell's resume and experiences reaches to all corners of college and professional football. He has spent time in the Big 10, Big 12, Pac-12, and NFL with the Indianapolis Colts and Oakland Raiders – a period that included an AFC Championship and appearance in Super Bowl XXXVII in 2002 under head coach Bill Callahan. During his time as an assistant, Norvell coached in every BCS bowl game during the BCS Era including the 2009 BCS National Championship with Oklahoma. Overall, he has been to 22 bowl games as both a player and a coach.

An All-Big 10 defensive back during his playing career at Iowa under legendary Hawkeyes coach Hayden Fry, Norvell got his first opportunity in coaching under Fry on the offensive side of the football. That move proved fruitful for the young graduate assistant in 1986.

Over stops at Oklahoma, Texas, and Arizona State, Norvell mixed his Air Raid-style offensive scheme with principles of under-center schemes employed in the NFL to put together a highly effective offensive machine. While coaching wide receivers at Oklahoma (2008-14), a period which also including serving as co-offensive coordinator (2011-14), Norvell mentored Oklahoma greats in Kenny Stills, Sterling Shephard and Ryan Broyles, who left Oklahoma as the NCAA's all-time leader in receptions.

His run at Oklahoma coincided with the careers of three of the top four players on OU's all-time receptions list: Broyles, Stills, and Juaquin Iglesias. He also oversaw five of the program's top six single-season reception marks and helped his receiving corps earn 10 all-conference and three academic all-conference first team honors.

Prior to his appointment at Oklahoma, Norvell served as the offensive coordinator and quarterbacks coach at both UCLA (2007) and Nebraska (2004-06). The Cornhuskers were one of only two teams in the nation to rank in the top 25 in total offense, scoring offense, rushing offense and passing offense in 2006. That same year Nebraska totaled nine wins and finished the regular season as Big 12 North Division Champions.

Aside from the college game, Norvell coached for six seasons in the NFL, four of which were with the Colts and two with the Raiders. While with Oakland he coached tight ends for two seasons and worked alongside an offense that included Hall of Fame receivers Jerry Rice and Tim Brown. His trip to the Super Bowl in 2002 was steered by an offense that led the NFL in total yards and passing yards per game. Norvell joined the Colts coaching staff in 1998 as the wide receivers coach and mentored Marvin Harrison to 385 receptions, 5,376 receiving yards and 48 touchdowns during his tenure. His time with the Colts was also the first four seasons of two-time Super Bowl champion Peyton Manning's career.

A 1986 graduate of Iowa, Norvell was an All-Big Ten defensive back and recorded a league-high seven interceptions in 1985 as he helped the Hawkeyes put together a 10-2 record, a conference championship and a spot in the Rose Bowl. He was a member of the Chicago Bears in 1987 before he began his coaching career as a graduate assistant at his alma mater.

Norvell, who hails from Madison, Wis., has a wife, Kim, and son, Jaden. He is the author of a book, "Complete Wide Receiver," which was published in 2012.

THE MUMME **FILE**

PERSONAL

Birthday	May 15, 1975
Education	University of Kentucky, 1999
Hometown	Stephenville, Texas
Family	Wife: Fayedra

COACHING CAREER

2003-04	Southeastern Louisiana (Quarterbacks)
2005-08	New Mexico State (Co-Offensive Coordinator)
2009-10	McMurry (Offensive Coordinator)
2011-12	Davidson (Offensive Coordinator)
2013-16	LaGrange (Head Coach)
2017-21	Nevada (Off. Coordinator/Quarterbacks)
2022-Pres.	Colorado State (Associate HC/Quarterbacks)

BOWLS COACHED

2018	Arizona (Nevada)
2019	Famous Idaho Potato (Nevada)
2020	Famous Idaho Potato (Nevada)

MATT MUMME

ASSOCIATE HEAD COACH | QUARTERBACKS

3RD YEAR AT COLORADO STATE | KENTUCKY, '99

Matt Mumme, an Air Raid offense enthusiast, was hired as Colorado State's associate head coach and quarterbacks coach in December 2021, following head coach Jay Norvell from Nevada. He spent five years in both roles with the Wolf Pack.

Guiding the youngest quarterbacks room in the country in 2022 – none of them were older than redshirt freshmen and three different players started games – Mumme's teaching prowess was evident as Clay Millen was named a Freshman All-American by College Football News after setting the school record for completion percentage at 72.2. The mark also set the FBS record for a freshman and was the second best in Mountain West history.

In the final two seasons at Nevada, the Wolf Pack offense hit new heights, led by quarterback Carson Strong, who repeated as Mountain West Offensive Player of the Year. Nevada led the conference in scoring offense (36.7 points per game), touchdowns (54), pass attempts (549), pass completions (383) and passing offense (365.8 yards per game) as Strong led the league in total offense (330.5 per), passing yards per game (347.9) and tied for the lead in passing touchdowns (36).

After ranking 12th nationally in 2020 in passing offense, Nevada finished fourth in 2021 and the scoring offense ranked 15th nationally.

Under Mumme's direction in 2017, Ty Gangi broke out to become a top threat in the conference. Gangi garnered an All-MW honorable mention after leading the league in touchdown passes (23) during the conference season. In total, Gangi threw 25 touchdown passes on the year, which ranked in the top 30 nationally, and totaled over 2,700 yards through the air.

Mumme also developed a couple of key receiving targets in the Air Raid scheme in All-MW second team performer Wyatt Demps and freshman All-America McLane Mannix. Demps posted one of the finest seasons by a Pack receiver in recent memory, leading the conference with 11 receiving touchdowns and finishing second in receptions with 67. Demps nearly notched a 1,000-yard receiving season as well, totaling 908 yards which ranked in the top 45 in the nation. Mannix on the other hand snagged 57 catches for 778 yards, notched six touchdowns and averaged 13.6 yards per catch. His 57 receptions were tied for second among freshmen wide receivers, he was fifth in receiving yards and fourth in receiving touchdowns.

Mumme arrived in Fort Collins with 19 years of coaching experience under his belt, including 10 as an offensive coordinator at New Mexico State University, Southeastern Louisiana University, McMurry University, Davidson College and LaGrange College. In his coaching career, he has guided a top-10 passing offense in the nation 11 times, including three times as the top passing offense in the nation and once as the top team in total offense.

Mumme's offense led the USA South conference in passing for the fourth straight year in 2016, averaging more than 360 yards per game. The Panthers led NCAA Division III in passing yards per game in 2013 and were sixth in 2014. In 2016 they finished fifth in the nation in passing.

Mumme's offenses at Davidson broke numerous school records. Quarterback Jonathan Carkhuff broke the school passing record and was sixth in the nation, while receiver Lanny Funsten became an All-American under Mumme, setting a single-season school record with 100 receptions.

His 2003 offense at SELU led the nation in both passing offense and total offense. The 2004 Lions offense also led the nation in passing under Mumme's direction. Mumme holds a degree in human environmental studies with a minor in business from the University of Kentucky and also earned a master's in business administration from Southeastern Louisiana University. His wife, Fayedra, is a licensed professional counselor.

FREDDIE BANKS

DEFENSIVE COORDINATOR | SECONDARY

3RD YEAR AT COLORADO STATE | NORTH DAKOTA STATE, '10

Freddie Banks serves as Colorado State's defensive coordinator/ defensive backs coach, a post he assumed in January 2022 as a part of Jay Norvell's initial coaching staff.

Banks arrived in Fort Collins fresh off leading the No. 6 scoring defense in the FCS to the national championship game while in the same role at Montana State. It was the Bobcats' first appearance in the FCS national championship game since 1984.

Colorado State's defense showed improvement in Banks' first season, trimming nearly 80 yards of total offense allowed from the first half to the second half and scoring by more than 11 points. The unit posted a shutout for the first time since 2016 when the Rams blanked New Mexico on the final weekend, and generated at least one turnover a game after the opener, including a streak of six consecutive games with an interception. In a win over Nevada, the defense produced the Rams' only two touchdowns of the game on an interception return by Ayden Hector and a fumble return by Mukendi Wa-Kalonji. Sophomore safety Jack Howell was named first-team All-Mountain West after leading the team with 108 tackles and tying for the team lead with three interceptions. Defensive end Mohamed Kamara earned second-team All-MW honors, with CJ Onyechi, Dequan Jackson and Chigozie Anusiem named honorable mention. Defensive tackle Grady Kelly was named a College Football News Freshman All-American.

Under his tutelage at Montana State, the Bobcats' defense allowed just 10 or fewer points in seven of 15 games in 2021. The unit allowed just 15.0 points per game and 310.1 yards of total offense, the 14th-best mark in the FCS. The Bobcats collected 42 sacks (12th) and generated 24 turnovers (17th), including 18 interceptions (4th) on the season.

The Bobcats were also stingy in the red zone, posting the No. 18 ranked red zone defense in the country.

Montana State linebacker Troy Andersen was named a first team All-American as well as the FCS Defensive Player of the Year by Phil Steele, and defensive lineman Daniel Hardy earned first team All-American honors by the same outlet. Andersen was also named the Big Sky Conference's Defensive Player of the Year while six other Bobcats picked up All-Big Sky honors.

Joining the Colorado State staff is a reunion for Banks and Norvell as the defensive coordinator spent one year at Nevada as the Wolf Pack's cornerbacks coach.

Banks played at Mercyhurst in 2007 before transferring to North Dakota State, where he finished out his career in 2010. His coaching career started a year later at Minnesota State-Moorhead. In just two seasons, he became the defensive coordinator there before moving to Nicholls to coach cornerbacks from 2013-14. He then spent one season as a high school coach in Louisiana before returning to the college ranks at Midwestern State, where he coached the secondary from 2016-18, then spent the 2019 seasons as the cornerbacks coach at Stephen F. Austin.

THE BANKS **FILE**

PERSONAL

Birthday	July 4, 1988
Hometown	Harvey, Ill.
Education	North Dakota State University, 2010
Family	Wife: Candace

COACHING CAREER

2011-12	Minnesota State-Moorhead (DC/Cornerbacks)
2013-14	Nicholls (Corners)
2015	Livonia HS (LA) (Defensive Coordinator)
2016-18	Midwestern State (Secondary)
2019	Stephen F. Austin (Corners)
2020	Nevada (Corners)
2021	Montana State (DC/Defensive Backs)
2022-Pres.	Colorado State (DC/Defensive Backs

BOWLS COACHED

2020	Famous Idaho Potato (Nevada)
2021	FCS National Championship (Montana State)

BILL BEST

ASSISTANT COACH | OFFENSIVE LINE

3RD YEAR AT COLORADO STATE | LOUISIANA-MONROE, '01

Bill Best was named Colorado State's offensive line coach in December 2021, following Jay Norvell from Nevada, where Best served in the same role for two seasons.

In his first season, Best had to guide the Rams through a series of injuries, leading to four different centers starting during the season, including a walk-on true freshman. The unit had a different staring five in each of the first five weeks, using six different combinations throughout the season. The only positions which did not experience change were the two guard slots. In the end, Jacob Gardner still earned honorable mention All-Mountain West recognition for the third consecutive season.

In two seasons at Nevada, his offensive line earned nine All-Mountain West honors, ranging from second team to honorable mention. In 2021, five of his linemen were recognized for protecting two-time Mountain West Offensive Player of the Year, quarterback Carson Strong, enabling the Wolf Pack to finish fourth nationally in passing offense.

After beginning his coaching career at the high school level, Best has spent the bulk of his college career in Texas, beginning at the junior college level in 2004 with stops at West Texas A&M, Central Arkansas, Stephen F. Austin and Rice.

He coached tight ends at Rice in 2018 and 2019 after a strong four-year run at SFA with the Lumberjacks. While at Nacogdoches, SFA averaged 435 yards per game in 2016 and 2017, including a rushing offense that put up more than 200 yards a game in 2017. The Lumberjacks' offensive line also paved the way for a 1,600-yard rusher during Best's first season in 2014.

Best has seen 13 of his offensive linemen sign professional contracts during his coaching career.

Prior to SFA, Best spent the previous two seasons as the offensive line coach for Central Arkansas. Best spent six seasons at West Texas A&M, beginning his career with the Buffs in 2006 as a graduate assistant before being elevated to associate head coach and offensive line coach in 2007. In 2011 he served as offensive coordinator for the Buffaloes.

Best spent two seasons as the offensive coordinator and recruiting coordinator at Ranger College (2004-05) after beginning his coaching career at the high school level in Louisiana.

He played at Millsaps College and Louisiana Monroe.

THE BEST **FILE**

PERSONAL

Birthday	Jan. 29, 1979
Hometown	Rayville, La.
Education	University of Louisiana Monroe, 2001
Family	Wife: Jennifer; Children: Hannah, Brady, James

COACHING CAREER

2001	Delhi (La.) HS (Offensive Line)
2002-03	Farmerville (La.) HS (Offensive Coordinator)
2004-05	Ranger College (OC/Recruiting Coordinator)
2006-11	West Texas A&M (Associate HC/Offensive Line)
2012-13	Central Arkansas (Offensive Line)
2014-17	Stephen F. Austin (Run Game Coord./OL)
2018-19	Rice (Tight Ends)
2020-21	Nevada (Offensive Line)
2022-Pres.	Colorado State (Offensive Line)

BOWLS COACHED

2020	Famous Idaho Potato (Nevada)

JAMES FINLEY

ASSISTANT COACH | TIGHT ENDS

3RD YEAR AT COLORADO STATE | OREGON, '07

THE FINLEY **FILE**

PERSONAL

Birthday	March 21, 1984
Hometown	Inglewood, Calif.
Education	University of Oregon, 2007
Family	Wife: Monique; Children: Keri, Jae, Mhina, James III

COACHING CAREER

2015-17	Narbonne (Calif.) HS (Defensive Backs/Receivers)
2018-21	Mater Dei (Calif.) HS (Wide Receivers)
2022-Pres.	Colorado State (Tight Ends)

James Finley coaches the tight ends as a part of Jay Norvell's initial coaching staff, coming to Colorado State in January 2022.

Originally hired to coach running backs, Finley shifted to tight ends following the hire of Timmy Chang to Hawaii.

In his first season as a collegiate coach, he led a young and inexperienced group of tight ends who would start to add some punch by the end of the campaign. His room finished the season with 22 catches, with true freshman Jordan Williams earning a start late in the season and producing his first collegiate score on a 21-yard pass.

Finley's impact was felt on the recruiting trail almost immediately. Known throughout southern California particularly, Finley was instrumental in helping the Rams ink the highest-ranked recruiting class in program history in 2023 which included nine players from the area.

Finley came to Fort Collins after spending four seasons as the wide receivers coach at Mater Dei, a southern California high school football powerhouse, where he helped win two national championships. Former Ram George Miki-Han is an alumnus of the program as is former CSU punter Ryan Stonehouse.

Finley was an All-Pac 10 Honorable Mention Selection over two years playing at Oregon (2005-06).

Prior to his career at Oregon, Finley was ranked among the nation's top 10 junior college wide receivers following the 2004 season by SuperPrep as well as 32nd in the country among JC prospects encompassing all positions. College Football News tabbed him nationally as the sixth-best junior college receiver and 15th-best overall recruit. He ranked seventh in California in receptions per game as a sophomore (6.4 avg.) and 11th in yards per game (100.8 avg.), hauling in seven touchdowns to go along with his 64 catches and 1,008 receiving yards.

During his prep career, he completed his senior year with 83 receptions for more than 1,400 yards and 14 touchdowns to become one of three wide receivers to be named to the Long Beach Press-Telegram's Best-in-the-West contingent as well as the Tacoma News Tribune's Western One-Hundred. His 131 receptions for 2,477 yards and 28 TDs during his final two prep campaigns did not include his six catches for 122 yards and two scores in the post-season California-Florida high school all-star game.

JEREMY MOSES

ASSISTANT COACH | RUNNING BACKS

3RD YEAR AT COLORADO STATE | STEPHEN F. AUSTIN, '11

Jeremy Moses joined Jay Norvell's initial staff in January of 2022, hired as the running backs coach.

For Moses, it is a return to the collegiate ranks after spending the past few seasons as a high school football coach in Texas, both at Clear Lake and Baytown Sterling.

In his first season at CSU, he helped Avery Morrow transform from a backup at Nevada to a certified threat in the Mountain West for the Rams. Morrow rushed for 834 yards, producing a trio of 100-yard games (the first of his career) and four touchdowns.

The seven years prior, he was an offensive assistant at his alma mater, Stephen F. Austin, coaching the wide receivers and running backs before serving as the co-offensive coordinator and wide receivers coach his final two seasons.

In his first year in charge of SFA's wideouts, Moses led a talented group of receivers highlighted by sophomore Tamrick Pace, who claimed All-Southland Second Team honors after leading the team in receptions (53) and receiving yards (645) for the second-straight season. Pace reached the 1,000-yard receiving mark in 2017 after just 15 games played. Moses also coached the duo of junior FBS transfers Terian Goree and Frank Iheanacho, who made their presence felt in the Southland Conference by combining for 75 catches for 656 yards.

Prior to the 2017 season, Moses spent three years working with the SFA running backs, overseeing a group that rushed for over 1,000 yards and eight touchdowns in 2016. Sophomore Loren Easly led the way with 497 yards and seven touchdowns for the 'Jacks with senior Joshawa West adding 452 yards on the ground. Newcomer Kijana Amous also came on strong at the end of the season, finishing with 228 yards and a touchdown.

The Lumberjack rushing unit continued to thrive in 2015, led by the emergence of freshman Easly, who led the team with 759 rushing yards and two of the top-10 longest runs in program history. Junior West added to the rushing attack with his 617 yards, giving SFA a balanced onslaught on the ground. In 2014, Moses spent the season leading Walter Payton Award finalist Gus Johnson, guiding the senior to the best rushing season in both SFA and Southland history. It formed a unique storyline with a Walter Payton Award winner mentoring a Walter Payton Award finalist.

Named to numerous All-America teams during his collegiate career from 2007-10, Moses re-wrote both school and Southland record books on his way to being named FCS National Player of the Year. A two-time Southland Player of the Year selection, Moses graduated from SFA as the NCAA's all-time leader in completions (1,184) at the FCS level.

Following his playing career for the Purple and White, Moses spent one season at North Alabama as an offensive assistant on Terry Bowden's coaching staff before returning to his alma mater.

THE MOSES **FILE**

PERSONAL

Birthday	Sept. 4, 1988
Hometown	Baytown, Texas
Education	Stephen F. Austin, 2011
Family	Wife: Jessica; Children: Owen and Maddox

COACHING CAREER

2011	North Alabama (Assistant)
2012-13	Stephen F. Austin (Wide Receivers)
2014-16	Stephen F. Austin (Running Backs)
2017-18	Stephen F. Austin (Co-OC; Wide Receivers)
2019-20	Clear Lake (Texas) HS
2021	Baytown Sterling (Texas) HS
2022-Pres.	Colorado State (Running Backs)

CHUKA NDULUE

ASSISTANT COACH | DEFENSIVE LINE

1ST YEAR AT COLORADO STATE | OKLAHOMA, '14

Chuka Ndulue was named Colorado State's defensive line coach on January 3, 2024.

Ndulue came to Fort Collins following two incredibly successful seasons in the same role at New Mexico State which included a double-digit win figure (10) for just the second time in program history.

During the Aggies' historic 2023 season, Ndulue led defensive tackle Sterling Webb to first team All-Conference USA recognition – the lone defensive first teamer for the Aggies – and Izaiah Reed to honorable mention honors. The Aggie defense led C-USA in points allowed per game during the regular season (19.7), and Webb was one of the league's most disruptive interior defenders.

Prior to his time in Las Cruces, Ndulue led the defensive line for three seasons at FCS Southern Illinois. During his tenure, the Salukis totaled 21 wins and advanced to the second round of the FCS playoffs in both 2020 and 2021. Ndulue mentored three defensive linemen - Jordan Berner, Anthony Knighton, and Malik Haynes – to All-Missouri Valley Football Conference honors. Knighton concluded his career as the Salukis' all-time leader in career sacks (25.5), tackles for loss (52.0) and games started (57).

In 2017, following his playing career in the NFL, Ndulue began coaching as a volunteer assistant coach at his alma mater, Oklahoma, before becoming a defensive graduate assistant at Nebraska in 2018.

Signed by the Denver Broncos out of college, Ndule spent three seasons in the NFL with Denver (2015) and the Los Angeles Chargers (2015-16) following a decorated collegiate career at Oklahoma where he was a three-year starter for the Sooners. He racked up 140 tackles, 17.0 tackles for loss and 12 sacks over the course of his Oklahoma career (2010-14) and earned All-Big 12 second team honors twice. His 15 tackles against Texas in the 2013 Red River Rivalry set an Oklahoma program record for tackles in a game by a defensive lineman. He was a part of 51 victories, including three bowl wins, and two Big 12 regular season titles as a player.

THE NDULUE **FILE**

PERSONAL

Birthday	Aug. 27, 1991
Hometown	Dallas, Texas
Education	Oklahoma, 2014

COACHING CAREER

2017	Oklahoma (Volunteer Assistant)
2018-19	Nebraska (Graduate Assistant)
2020-21	Southern Illinois (Defensive Line)
2022-23	New Mexico State (Defensive Line)
2024-Pres.	Colorado State (Defensive Line)

BOWLS COACHED

2017	Rose Bowl (Oklahoma)
2022	Quick Lane (New Mexico State)
2023	Isleta New Mexico (New Mexico State)

MARCUS PATTON

ASSISTANT COACH | CORNERBACKS

3RD YEAR AT COLORADO STATE | KANSAS STATE, '05

Marcus Patton joined the Colorado State coaching staff as a part of Jay Norvell's initial hiring roster prior to the 2022 season and coaches the cornerbacks.

In his first season with the Rams, his group helped the Rams rank third in the conference in pass defense efficiency at 111.11. Chigozie Anusiem led the corners, tying for the team lead with nine passes defended on his way to All-Mountain West honorable mention honors.

Patton came to Colorado State after six seasons at Tartleton State where he served as the defensive coordinator and secondary coach.

Patton led Tarleton's first NCAA Division I campaign in the unprecedented spring football season of 2021. The Texans went 5-3 in their first season at the FCS level and earned their first win over a Division I program against FBS Independent New Mexico State on February 21. The first Tarleton defense to take on Division I held opponents to 19.3 points per game and made three interceptions in the secondary. In four of those games, the Texan defense managed to hold their opponents to under 200 yards of total offense.

Prior to making their Division I debut, Patton and the Tarleton defense put together the most impressive season in school history in 2018 as the Texans set a school record with 12 victories. With Patton calling the defense, the Texans allowed just 16.4 points per game and only 300 yards per contest en route to the first outright LSC title in program history and advancing to the NCAA regional finals with a 12-1 record and a No. 5 national ranking. The 214 points allowed are the fewest for the Texans in the NCAA era.

The Texan defense recorded 17 interceptions and had 33 sacks in 13 games. The defense also posted two shutouts – including a 58-0 rout over No. 24 Azusa Pacific in the first round of the NCAA Division II playoffs.

He coached the LSC Defensive Back of the Year in Devin Hafford and had 13 all-conference defensive players. Patton coached three All-American's in Hafford (CB), Tyrell Thompson (DT) and Jai Edwards (FS). Patton coached a pair of defenders who went on to the NFL in linebacker EJ Speed, who was drafted in the fifth round of the 2019 NFL Draft by the Indianapolis Colts, the highest draft pick in program history, and Tyrell Thompson, who signed a free agent deal with the Los Angeles Rams and was later drafted into the XFL.

He coached Tarleton's Cody Burtscher to one of the most decorated seasons by a single player in school history as the senior was named first-team All-LSC, All-Region, AFCA All-America, and the Lone Star Conference Linebacker of the Year under Patton's leadership. In addition to Burtscher, Patton's defense also boasted EJ Speed, who earned second-team honors and led the nation in forced fumbles, as well as honorable mention All-LSC players Dominique Martin, Chase Varnado, Basil Jackson, and Treston Ridge.

Patton went to Tarleton after spending the 2014-15 seasons as the defensive coordinator at Colorado Mesa. In 2015, his Maverick defense was one of the best in the nation and finished in the top-10 in the country in multiple defensive categories including: fourth-down conversion defense, defensive touchdowns scored, and turnover margin with 28 defensive takeaways including 19 interceptions. Mesa also finished No. 11 in the nation in red-zone defense and No. 12 in the nation in scoring defense after allowing just 17.8 points per game.

Patton, who has also spent time as a collegiate assistant coach at Fairmont State, Seton Hill, UCLA, Indiana State, and South Florida, played football for Kansas State University from 2000-04.

A native of St. Louis, Missouri, Patton earned a bachelor's degree in social science from Kansas State and then went on to coach four seasons at the high school level in Florida before returning to the college ranks as a defensive assistant.

THE PATTON **FILE**

PERSONAL

Birthday	March 17, 1982
Education	Kansas State University, 2005
Hometown	St. Louis, Mo.

COACHING CAREER

2004	Clayton HS (Mo.) (Assistant)
2005	Port St. Lucie HS (Fla.) (Defensive Coordinator)
2006	Miami HS (Fla.) (Assistant)
2007-09	Lakeland HS (Fla.) (Defensive Backs)
2010	South Florida (Defensive Graduate Assistant)
2011	UCLA (Defensive Graduate Assistant)
2012	Seton Hill (Secondary)
2013	Fairmont State (Co-Defensive Coordinator)
2014-15	Colorado Mesa (Defensive Coordinator)
2016-21	Tarleton State (Defensive Coordinator/Sec.)
2022-Pres.	Colorado State (Cornerbacks)

BOWLS COACHED

2010	Car Care (South Florida)
2011	Fight Hunger (UCLA)

TOMMY PERRY

SPECIAL TEAMS COORDINATOR

3RD YEAR AT COLORADO STATE | TEXAS A&M, '03

Veteran coach Tommy Perry was named the special teams coach by Jay Norvell in January of 2022 as part of his initial staff.

Perry, who began coaching in 2004, becomes the first Colorado State coach devoted solely to special teams. He has spent the past five seasons of his career solely as a special teams coach, and has held the title 12 other seasons at various stops, the first being at Texas A&M – Commerce in 2005.

At each stop, his units have shown improvement from the onset. In 2013, his first at North Texas, the Mean Green led the nation with eight blocked kicks, of them, a nation-leading five punts, three of which were returned for touchdowns. His coverage and kicking units have regularly ranked in the top 20 nationally.

The first season in Fort Collins saw the Rams finish Mountain West action leading the league in punt return average (15.5) and ranking third in net punting (39.6). Employing first-time starters at punter and place kicker, Michael Boyle made 9-of-11 attempts, including the game winner at Nevada. Tory Horton was the leading punt returner in conference play, averaging 15.5 yards per return, including a 72-yard scoring burst vs. Wyoming.

Prior to coming to Colorado State, Perry won a Conference USA championship with UTSA in 2021 while leading the Roadrunner special teams units.

Under Perry's tutelage, punter Lucas Dean earned second-team All-America accolades from the Sporting News and was a fourth-team selection by Phil Steele after shattering UTSA's single-season punting average record with a 46.0 mark, which led Conference USA and ranked sixth nationally.

The 2020 C-USA Special Teams Player of the Year and a first-team all-league pick, Dean punted 57 times with 27 that pinned opponents inside their own 20-yard line, 21 that sailed 50-plus yards, 10 that resulted in fair catches and only four that went for a touchback.

Placekicker Hunter Duplessis, an honorable mention All-American by Phil Steele, emerged as one of the most reliable kickers in the country that same season, making 17 of 20 field goals (85%) and converting 40 of 41 extra-point attempts en route to scoring a program-record 91 points. The Lou Groza Award semifinalist and first-team all-conference performer carried a streak of 23 consecutive field goals made from 2019 into October before it was snapped, and the Campbell Trophy semifinalist and C-USA All-Academic Team honoree also kicked off 46 times with 15 touchbacks in 2020.

The role at Colorado State reunites Perry with Norvell after the two worked together during Norvell's first three seasons at Nevada.

In Perry's second year, Nevada improved its punt return game from 10.0 yards per return to 12.59 yards per return, which ranked second in the Mountain West and 24th nationally. A big reason for the increase in punt return success was rookie Romeo Doubs, who returned a punt against Portland State 80 yards for a touchdown on his first collegiate touch. Perry also worked with punter Quinton Conaway, who averaged 43.6 yards per punt, which ranked in the top five in the league and in the top 30 nationally. Conaway also booted a 74-yard punt in 2018, which was tied for the 12th longest punt of the season across the nation.

His playing career started in 2000 at Tyler Community College, and after two seasons he transferred to Texas A&M where he played linebacker, defensive end and fullback. His grandfather, John David Crow, won the Heisman Trophy for Texas A&M in 1957.

THE PERRY **FILE**

PERSONAL

Birthday	August 29, 1980
Hometown	Monroe, La.
Education	Tyler Junior College, 2001; Texas A&M, 2003
Family	Wife: Roberta; Children: Joanna, Jude

COACHING CAREER

2004	Texas (Assistant Strength and Conditioning)
2005	Texas A&M-Commerce (Special Teams Coord./RBs)
2006	Amsterdam Admirals (Special Teams, Strength)
2006-08	Alabama (Graduate Assistant)
2009-12	South Alabama (Special Teams Coordinator/RBs)
2013-16	North Texas (Special Teams Coordinator/RBs)
2017-19	Nevada (Special Teams Coordinator)
2020-21	UTSA (Special Teams Coordinator)
2022-Pres.	Colorado State (Special Teams Coordinator)

BOWLS COACHED

2008	Sugar (Alabama)
2013	Heart of Dallas (North Texas)
2018	Arizona (Nevada)
2019	Famous Idaho Potato (Nevada)
2020	First Responder (UTSA)
2021	Frisco (UTSA)

ADAM PILAPIL

ASSISTANT COACH | LINEBACKERS

3RD YEAR AT COLORADO STATE | WYOMING, '18

Adam Pilapil was hired as the linebackers coach in December of 2022 as part of Jay Norvell's inaugural coaching staff.

Inheriting a blend of young and experienced talent, he saw all four of his backers finish among the top 13 in tackles for the team. Dequan Jackson earned second-team All-Mountain West honors after recording 100 tackles, including 6.0 for loss, while Cam'Ron Carter ranked third on the team with 76 stops.

Pilapil is familiar with the Mountain West and the Border War rivalry with Wyoming having played linebacker four seasons for the Cowboys.

As a senior, he was part of a group ranked 19th nationally in total defense and 25th in rush defense. He was named Academic All-Mountain West all four seasons, finishing with 69 career tackles.

He started his coaching path as a graduate assistant at his alma mater in the 2019 season, then moved to Kansas State as a graduate assistant under his position coach, Steve Stanard, who was a former defensive coordinator at Colorado State.

Pilapil spent the 2021 season as an assistant defensive line coach at Montana State, working with defensive coordinator Freddie Banks. The Bobcats reached the FCS National Championship game in 2021.

THE PILAPIL **FILE**

PERSONAL

Birthday	April 25, 1996
Hometown	Torrance, Calif.
Education	University of Wyoming, 2018
Family	Wife: Kayla

COACHING CAREER

2019	Wyoming (Defensive Quality Control)
2020	Kansas State (Defensive Graduate Assistant)
2021	Montana State (Assistant Defensive Line)
2022-Pres.	Colorado State (Linebackers)

CHAD SAVAGE

RECRUITING COORDINATOR | WIDE RECEIVERS

3RD YEAR AT COLORADO STATE | SAN DIEGO, '18

Chad Savage joined the Colorado State staff as the tight ends coach, following Jay Norvell from Nevada where he coached tight ends.

Following staff departures to Hawaii, Savage became the wide receivers coach prior to the start of 2022 spring practices.

Savage also serves as the Rams' on-staff recruiting coordinator.

For his efforts as a part of signing the 2022 and 2023 recruiting classes, Savage has been the highest-ranked recruiter in the Mountain West by 247Sports in consecutive seasons. Savage primarily recruits southern California and Arizona for the Green and Gold and was instrumental in signing six Rams in and around Los Angeles in the class of 2022. He was also named to 247Sports.com's "30 under 30" list for the 2022 season. In the 2023 class, the number of Rams from Savage's recruiting area jumped to 10.

On the field, in his first season leading the receivers, Savage mentored Tory Horton to a 1,000-yard season, the eighth-consecutive such season for a Rams pass catcher. Horton was named first team All-Mountain West after leading the league in yards (1,131) and yards per game (94.3) while notching five 100-yard games. He was named to the Biletnikoff Watch List on his way to tallying the eighth-most receiving yards in a season in school history. Horton's 71 receptions ranked 10th in school history.

True freshman Justus Ross-Simmons also became a starter and a dependable target with 26 receptions for 424 yards, averaging 16.3 yards per catch.

The Reno, Nev., native began his coaching career as an undergraduate assistant at San Diego from 2016-17, then became a graduate assistant at Nevada from 2018-19. He returned to USD for one season as the receivers coach before returning to Reno to become the tight ends coach in 2021.

While coaching for the Wolf Pack, Savage helped Cole Turner continue his All-Mountain West career as the second-team selection finished with 63 receptions for 677 yards and 10 touchdowns in 2021. Turner was a fifth round selection by the Washington Commanders in the 2022 NFL Draft.

THE SAVAGE **FILE**

PERSONAL

Birthday	June 30, 1994
Hometown	Reno, Nev.
Education	San Diego, 2018

COACHING CAREER

2016-17	San Diego (Undergraduate Assistant)
2018-19	Nevada (Offensive Graduate Assistant)
2020	San Diego (Wide Receivers)
2021	Nevada (Tight Ends)
2022-Pres.	Colorado State (Recruiting Coordinator/WRs)

JORDON SIMMONS

ASST. HEAD COACH | HEAD STRENGTH COACH

3RD YEAR AT COLORADO STATE | LENOIR-RHYNE, '10

Jordon Simmons joined Jay Norvell's initial hiring staff as the Assistant Head Coach and head strength and conditioning coach after serving in the same role for five years at Nevada, bringing with him a strong military and football background to the team.

Simmons, a native of Redondo Beach, Calif., joined the Wolf Pack from North Carolina, where he operated a kickboxing gym and served as head trainer after a year with the United States 3rd Group Special Forces in Fort Bragg, N.C. In his time with the Special Forces, Simmons worked with wounded warriors and executed team training for groups readying for deployment.

Simmons and Norvell first connected in 2010 when they both worked at Oklahoma. Simmons was serving as a member of the Sooners' strength staff, working with football, wrestling, baseball, soccer and tennis. He also took the lead and revamped the nutrition program at OU. Prior to Oklahoma, Simmons was a strength and conditioning assistant with the NFL's Carolina Panthers from 2007-10. Simmons has also worked for the University of Alabama. His father, Jerry, spent 23 years in the NFL as the head strength and conditioning coach for the New England Patriots, Cleveland Browns, Baltimore Ravens and Carolina Panthers.

Simmons received his bachelor's degree in sports management with minors in exercise science and business from Lenoir-Rhyne University in 2010 and his master's in exercise physiology from Oklahoma in 2013. During undergrad at Lenoir-Rhyne, Simmons was a four-year starter on the Bears football team as a long snapper and member of the defensive unit and received first team all-conference honors in 2008 and 2009.

THE SIMMONS **FILE**

PERSONAL

Birthday	Dec. 16, 1987
Hometown	Redondo Beach, Calif.
Education	Lenoir-Rhyne, 2010; Oklahoma, 2013

COACHING CAREER

2007-10	Carolina Panthers (Assistant)
2009	Alabama (Football Intern)
2009-10	Lenoir-Rhyne (Assistant Coach)
2010-13	Oklahoma (Asst. FB/Head Olympic)
2013-14	3rd Group THOR3 Special Forces
	(Tactical Performance/Strength Specialist)
2014-16	Kickboxing Gym (Owner/Head Trainer)
2017-19	Nevada (Director of Football S&C)
2020-21	Nevada (Asst. HC/Director of Football S&C)
2022-Pres.	Colorado State (Asst. HC/Director of Football S&C))

Grey Bechok
Operations Assistant

Nick Bergstrom
Associate Head
Equipment Manager

Colton Bosnos
Director of Football
Operations

Tim Cassidy
Senior Associate AD/
Chief of Staff

Jeremy Copeland
Director of Player
Development

Brett Cumnock
Asst. Director of Player
Personnel

Tyler Gilliam
Special Teams
Analyst

Mike Goff
Volunteer- Offense

Zach Grant
Video Coordinator

Bria Griffin
Director of On-Campus
Recruiting

Melissa Haisch
Athletic Trainer



Dan Hislop
Associate Director of
Strength and Speed

Adam Hodge
Director of
Football Video

Chase Holbrook
Offensive Analyst

John Jancek
Volunteer - Offense

Greg Jensen
Head Football
Athletic Trainer

Trey Johnson
Defensive Graduate Assistant

Jacob Kiland
Assistant Director of Strength and Speed

Lee Land
Associate Football Athletic Trainer

Bobby Lawrence
Offense Graduate Assistant

Adam Lopez
M. Norvell Diversity Fellowship / Analyst

Garrett McClure
Offense Graduate Assistant

Aaron Moore
Deffesnive Graduate Assistant

Hope Nepstad
Assistant Director of Strength and Speed

Nash O'Fallon
Director of Player Personnel

Shannon O'Hair
Head Equipment Manager

Griffin Vander Waerdt
Assistant Director of Strength and Speed

Jake Vang
Defensive Analyst

THE RAMS

56

Kenyon Agurs
6-4, 240, r-Fr.
Defensive Line
Inglewood HS
Inglewood, Calif.

At Colorado State

Freshman, 2023 (0/0): Redshirted

Personal/High School

Played for coach Mil'von James … A 3-star composite recruit by 247Sports … Three-sport athlete who participated in track and basketball … Captain in football and basketball … Played just one season of football, his senior year … Ran on the 4x400 relay team as well as the high jump … Interned with the LA84 Foundation and the Brotherhood Crusade … Mother is Lolita and has one sister, Kimora

50

Josh Ayers
6-2, 205, r-Fr.
Linebacker
Lutheran HS
Castle Rock, Colo.

At Colorado State

Freshman, 2023 (0/0): Redshirted

Personal/High School

Played for coach Stephen Robbins … Tallied 119 tackles, including 83 solo, during his senior season … Posted 8.5 sacks and 19 quarterback hurries while also recovering three fumbles … Named the Lutheran Football Player of the Year and was a member of the CHSAA/MaxPreps All-State second team … Also a member of the track and field team

94

Cam Bariteau
6-1, 300, Gr.
Defensive Line
Peddie School
Wareham, Mass.

At Colorado State

Senior, 2023 (11/11): Started every game except at Wyoming … Finished with 20 tackles, including nine solo stops … Added a .5 sack against Utah Tech and Nevada … Picked up a fumble recovery in the season opener against Washington State … Recorded 4.5 TFLs with a season-high two at Hawaii in the season finale

Junior, 2022 (12/11): Entered the starting lineup for the first time in his career … First career start came at Michigan … Started every game except the Middle Tennessee game … Recorded 20 tackles and one sack on the season … Had one fumble recovery and 1.5 tackles for loss (9 yards) … Had a season-best five stops at Air Force

Sophomore, 2021 (6/0): Appeared in six games … Recorded five tackles as a reserve defensive lineman

Freshman, 2020 (1/0): Saw first career action at Boise State.

Personal/High School

Coached by Christopher Malleo … A three-star composite recruit according to 247Sports … A letterman in three varsity sports – football, baseball and basketball … Picked up All-League honors in both football and baseball … Earned academic honors all four years … Born Nov. 2, 2000 … Parents are Chad and Traci Bariteau … Has two older siblings: brother Cy and sister Cali.

15

Landon Bell
6-2, 215, Fr.
Wide Receiver
Newbury Park (Calif.)
Las Vegas, Nev.

Personal/High School

Played for coach Joe Smigiel … Rated a 3-star composite recruit by 247Sports … Finished career with 112 receptions for 1,541 yards and 21 TDs … Had 55 catches for 895 yards and 12 TDs as a senior … First-team All-Ventura County … Receiver of the Year in Canyon League … Team captain as a senior … Parents are Rachell Ann Jackson-Bell and the late LeShaun Bell … Has two brothers, LeShaun Bell Jr. and Legend Brooks … His brother, LaShaun, currently plays for UNLV; had an uncle who played at Portland State; his father played at West Texas A&M

12

Jace Bellah
5-11, 190, r-So.
Defensive Back
Pueblo South HS
Pueblo, Colo.

At Colorado State

Redshirt Freshman, 2023 (3/0): Saw his first career action in the season opener against Washington State … Recorded two total tackles on the season

Freshman, 2022 (0/0): Walked on … Redshirted

Personal/High School

A four-sport letterwinner, including basketball, baseball and track and field … Was second team All-State as a senior … First team All-Conference from 2019-2021 … Led state in interceptions as a sophomore … Five times named a captain for his high school teams … Honor roll all four years … Born May 6, 2003 … Parents are Jerry and Ann … Has two sisters, Samantha and Nicole … Father played football at Central Michigan … sister Samantha ran track at CSU-Pueblo

97

Ed'Mari Binion
6-6, 245, Fr.
Defensive Line
St. Pius X - St. Matthias
Lakewood, Calif.

Personal/High School

Played for coach Devah Thomas … Rated a 3-star composite recruit by 247Sports … In six games his senior year, had 12 TFLs, 4.5 sacks and two passes deflected … Two-sport athlete including basketball … Won CIF championship in basketball … Earned academic honors for three years … Parents are Ed and Terry Binion … Has three brothers, Xavier, Semaj and Terrick; three sisters, Michelle, Myasia, Markia … Had an uncle who played basketball at North Carolina A&T

11

Henry Blackburn
6-0, 205, Gr.
Defensive Back
Fairview HS
Boulder, Colo.

Awards and Honors

Team Captain - 2023 … All-Mountain West, Honorable Mention (League, 2023)

At Colorado State

Senior, 2023 (12/12): Finished fourth on the team with 75 total tackles, including 40 solo and seven FTL … Reached double-figure tackles in the season opener against Washington State with a season-high 14 stops … Added 2.5 sacks during the season, with one at Utah State and against San Diego State … Snagged three interceptions, including a return of 23 yards against Nevada … Picked up a pair of fumbles at Utah State and San Deigo State

Junior, 2022 (10/10): Had a season-best 14 tackles at Boise State … Fifth on the team in tackles with 53 … His eight pass breakups ranked second on the team … Notched his first career interception against Wyoming … Forced two fumbles, recovering one

Sophomore, 2021 (7/5): Was eighth on the team with 41 tackles, 18 solo stops … Finished with two pass breakups … Had a season-best 10 stops in the opener vs. South Dakota State … Followed up with a season-best seven assisted tackles vs. Vanderbilt

Freshman, 2020 (4/2): Enrolled early, participated in spring camp 2020 … Started the final two games of the season at safety … Ranked fifth on the team with 23 tackles … Established a career-best with 10 tackles in the season finale at San Diego State, including a personal best seven solo stops … Recorded the first pass defense of his career at Boise State

Personal/High School

Played for coach Tom McCartney … Ranked No. 15 in the state by 247Sports composite and carried a three-star listing … A two-way standout for the Knights … Had 139 catches for 2,403 yards and 43 touchdowns in his career at receiver … Set the CHSAA state record for season touchdown receptions with 26 as a senior … Led the state that same year in receiving yards … Ranked No. 2 nationally accounting for 29 points per game as he also served as Fairview's kicker … Named first team All-State as a receiver and safety … Finished with 169 tackles, 15 for loss, as well as three sacks, 16 passes defended and three interceptions … Was also a three-year starter in basketball and a two-time football captain … Chose CSU from list which included Pennsylvania, Air Force, Central Michigan and Columbia

8

Jackson Brousseau
6-4, 220, r-Fr.
Quarterback
Lehi HS
Lehi, Utah

At Colorado State

Freshman, 2023 (1/0): Made his collegiate debut against Utah Tech … Completed his first pass for 12 yards against the Trailblazers … Redshirted

Personal/High School

Played for coach Ed Larson … A 3-star composite recruit by 247Sports … A three-sport letterman, including basketball and baseball … Threw for more than 3,000 yards in each of his junior and senior seasons, combining for 72 touchdowns and 14 interceptions … Completed at least 66.1 percent of his passes in his two years as the starter, averaging better than 230 yards per game passing … First team All-State selection in both football and baseball … Has won four state championships among the three sports he's played … Both his father and grandfather played collegiate basketball and had an uncle who played football at BYU

60

Chandler Brown
6-3, 300, r-Jr.
Offensive Line
Patriot HS (Shepherd)
Gainesville, Va.

Before Colorado State

Played at Shepherd (2021-23) for three seasons, appearing in 28 games … Started his final 27 games at Shepherd … Two-time second-team All-PSAC East selection … Protected for a potent Shepherd offense which averaged better than 31 points per game in 2023

Personal/High School

Played for coach Sean Finnerty at Patriot high School … Three-year football letterman, earning All-District honors … Parents are Patrick Brown and Stacye Daise

82

Lavon Brown
6-0, 195, r-Fr.
Wide Receiver
Sierra Canyon HS
Chatsworth, Calif.

At Colorado State

Freshman, 2023 (0/0): Redshirted

Personal/High School

Played for coach John Ellinghouse … A 3-star composite recruit by 247Sports … Had 37 catches for 472 yards and seven touchdowns as a senior … Averaged 20.6 yards on kickoff returns

10

Vince Brown II
6-6, 230, Sr.
Tight End
Rich Central HS (DuPage)
Matteson, Ill.

At Colorado State

Junior, 2023 (12/0): In his first NCAA season, finished with four receptions for 32 yards … Recorded a season-high 14 yards in the season opener against Washington State, including a long of 11 yards

Before Colorado State

Spent two seasons (2021-22) at the College of DuPage where he appeared in 20 games and won a pair of NJCAA National Championships … Led team in receiving yards (373) on 20 receptions with four touchdowns … Had a pair of long touchdown scores against Ellsworth (73 and 57 yards) … Blocked a punt for a safety vs. Rochester

Personal/High School

Prepped at Rich Central High School for coach Terrel Rex … Played both football and basketball … Parents are Vince and Connie Brown … Also has a sister, Cayla … Comes from an athletic family as his sister played softball at Coppin State while his father played football at Western Illinois and his mother played softball at Iowa Central

3

Darius Curry
5-10, 165, Fr.
Quarterback
Long Beach Poly HS
Long Beach, Calif.

Personal/High School

Played for coach Stephen Barbee … Rated a 3-star composite recruit by 247Sports … Threw for 6,608 yards and 80 TDs in his prep career … Completed 64.9 percent of his passes … Rushed for 354 yards and 9 TDs in his career … Twice named Offensive Player of the Year … Led team to 10-0 record as a junior … School record for TD passes in a game and TDs, second in passing yards … Team won two league titles … Team captain as a senior … Parents are Dion and Tytrece Curry … Has two brothers, Dion and Douglass

84

Stephon Daily
6-3, 180, r-Fr.
Wide Receiver
Sierra Linda HS
Phoenix, Ariz.

At Colorado State

Freshman, 2023 (0/0): Redshirted

Personal/High School

Played for coach Ty Preyer … A 3-star composite recruit by 247Sports … A three-sport athlete, including basketball and track … Combined for 109 catches during his junior and senior years, good for 2,011 yards and 21 touchdowns … Averaged better than 100 yards per game receiving those two seasons … Had a long catch of 90 as a junior and 81 as a senior … Top high jumper in the state, his 6-8 is a school record … Also played basketball … First Division 1 football signee in the history of Sierra Linda High School which opened in 2008 … Named the Student of the Year in 2023

22

Chauncey Davis
6-0, 165, Fr.
Defensive Back
Etiwanda HS
Fontana, Calif.

Personal/High School

Played for coach Nick Baiz … Rated a 3-star composite recruit by 247Sports … Three-time letterwinners in both football and track … Team captain as a senior … Recorded 95 tackles, 40 solo, with three interceptions and 11 passes broken up final two years … Scholar-athlete all four years … Parents are Ivan and Lena Davis … Has two brothers, Darius and Joaquim … Mother was a track athlete at South Dakota … Cousin Devin Blackmon played football at BYU

33

Jake Dennis
6-0, 205, Sr.
Long Snapper
Skutt HS (Butler CC)
Omaha, Neb.

At Colorado State

Junior, 2023 (12/0): Starting long snapper for all 12 games

Before Colorado State

Spent one season at Butler Community College (2022) and one at Midland University (NAIA, 2021)

Personal/High School

Prepped at Skutt Catholic for coach Matt Turman … Also played tight end and defensive end

20

Jalen Dupree
6-0, 210, Fr.
Running Back
Malvern HS
Benton, Ark.

Personal/High School

Played for coach J.D. Plumlee … Rated a 3-star composite recruit by 247Sports … Three-time All-State selection … Rushed for 6,805 yards in three seasons … Rushed for 2,370 yards as a senior, 2,828 as a junior … Combined to rush for 93 TDs in his career … Added 26 career catches for 498 yards and 5 TDs … School records for rushing yards and touchdowns … Team won state title in 2022 … Parents are Ronald Dupree and Janet Pruitt … Has two older brothers, Tyler Pruitt and Jahkery Dupree

1

Isaiah Essissima
5-11, 170, Gr.
Defensive Back
Fort Bend HS
(Wake Forest / Nevada)
Houston, Texas

Before Colorado State

Began career at Wake Forest (2019-20), where he played two seasons … Appeared in 16 games at Wake, including 10 games as a true freshman … Played three seasons at Nevada (2021-23) … Appeared in 26 career games, starting 15 at corner … Named MW Defensive Player of the Week Aug. 29, 2022 … Left the Wolf Pack after four games in 2023 … In three seasons in Nevada, had 39 tackles, three interceptions and 11 passes defended

Personal/High School

A 3-star recruit out of Fort Bend Hightower High School … An All-District selection as a prep … Academic All-District as a prep … Team captain … Parents are Felix and Deeanne

69

Alex Foster
6-4, 305, r-Jr.
Offensive Line
Salem Hills HS (Utah Tech)
Vernal, Utah

Before Colorado State

Spent three seasons at Utah Tech (2021-23) … Played in 22 games, starting the final 17 at left tackle … Helped the offense be one of the most productive in the WAC

Personal/High School

A two-sport athlete at Salem Hills High School … Was first-team All-Region, second-team All-State

16

Brayden Fowler-Nicolosi
6-2, 200, r-So.
Quarterback
Aledo HS
Aledo, Texas

Awards and Honors

All-Mountain West, Honorable Mention (League, 2023)
Mountain West Freshman of the Week (Week 6, 2023)
Earl Campbell Tyler Rose Award HM (Week 6, 2023)
Mountain West Freshman of the Week (Week 8, 2023)
Davey O'Brien Award Great 8 (Week 8, 2023)
Manning Award Star of the Week (Week 8, 2023)
Earl Campbell Tyler Rose Award HM (Week 8, 2023)

At Colorado State

Redshirt Freshman, 2023 (12/11): Made his first-career start at Colorado, throwing for 367 yards and three touchdowns … Finished the season completing 62.1 percent of his passes for 3,460 yards and 22 touchdowns … Completed a career long pass of 75 yards in the season opener against Washington State … Threw a career-high four touchdowns for 462 yards and added another score on the ground against Utah Tech … Led the Mountain West in total offense with 3,433 yards and in yards per game by all quarterbacks … Ranked sixth in the conference in pass efficiency

Freshman, 2022 (3/1): Participated in 2022 spring practices as an early enrollee … Started and played the entire Nevada game due to injury to starter Clay Millen … Went 17-of-37 passing for 194 yards with two touchdowns and one interception on the season … Threw first touchdown to Tory Horton in the Middle Tennessee game to close the half … Added five rushing attempts for 25 yards

Personal/High School

Played for coach Tim Buchanan … Completed 114-of-171 passes for 2,051 yards with 24 touchdowns and one interception as a senior … Added 92 yards on the ground rushing

36

Armon Gardner
5-10, 165, Fr.
Defensive Back
Texas Military Institute
San Antonio, Texas

Personal/High School

Played for coach John Geist … Attended three high schools in prep career … Had more than 2,200 all-purpose yards his final two seasons, including 1,800 rushing … 1,000 all-purpose yards as a senior, including 880 rushing … A two-time all-district performer … Team captain … Three-sport athlete, including basketball and baseball … Parents are Eric Gardner and Sisika Young … Joins his brother, Jaylen, on the CSU roster

75

Jacob Gardner
6-4, 300, Gr.
Offensive Line
Los Osos HS (Nevada)
Rancho Cucamonga, Calif.

Awards and Honors

Outland Trophy Watch List (2024)

Team Captain - 2022, 2023
All-Mountain West, Second Team (League, 2023)
All-Mountain West, Honorable Mention (League, 2022)

At Colorado State

Senior, 2023 (12/12): Started all 12 games at center … Was part of an offensive line that averaged nearly 400 yards of offense per game … Allowed just 14 sacks on the season … Has started every game of his college career heading into the 2024 season (45)

Junior, 2022 (12/12): Started the first two games of the season at center before injuries necessitated his move back to left tackle … Has started every game of his college career heading into the 2023 season (33)

Before Colorado State

Spent two seasons at Nevada (2020-21) with the current Colorado State staff … Earned All-Mountain West honorable mention honors both seasons … Started all nine games in 2020 as a true freshman and all 12 games in 2021 at left tackle

Personal/High School

Prepped at Los Osos High School … Parents are Robert and Sheri Gardner and Melissa Gardner … Has one older brother, Sam Ernst … Father played basketball at VMI … Great uncles, Jack and Jerry Brisco, were professional wrestlers in the WWF as the Brisco Brothers … Also lettered in wrestling

20

Jaylen Gardner
6-1, 200, So.
Defensive Back
Texas Military Institute
San Antonio, Texas

At Colorado State

Freshman, 2023 (12/0): Played in all 12 games … Recorded 21 total tackles with 14 solo stops … Tallied his lone pass breakup at Middle Tennessee

Personal/High School

Played for coach Ray Purifoy … A 3-star composite recruit by 247Sports … A three-sport letterman including track and basketball … Had 33 receptions for 459 yards and four touchdowns, adding 149 yards on 12 carries and two more scores, finishing with 1,127 all-purpose yards … Finished with 38 tackles and an interception on defense … Earned All-District honors in both football and basketball … Has a high jump of 6-6 … Seven-time team captain in his three sports … Academic All-State in 2021 and 2022 … Parents are Eric Gardner and Sisika Young … Has two brothers, Eriq and Armon … Brother, Armon is on the CSU roster … Uncle, Justin, played football at Central Michigan

9

Nuer Gatkuoth
6-3, 235, r-So.
Defensive Line
Champion Prep
Edmonton, Alberta

Awards and Honors

Freshman All-American, First Team (The Athletic, 2023)

At Colorado State

Redshirt Freshman, 2023 (10/10): Made his first start in the season opener against Washington State and started the first six games on the defensive line … Recorded 53 total tackles, including 6.5 TFLs and 17 solo stops … Tallied his first-career sack in the final game of the season at Hawaii … Posted a season-high 15 tackles against Air Force, including 1.5 sacks … Forced a fumble at Middle Tennessee, while also grabbing a season-high two TFL

Freshman, 2022 (0/0): Redshirted … Earned the team's Scout Team Special Teams Player of the Year award

Personal/High School

Spent the 2021 season at Champion Prep Academy in Atlanta … Native of Edmonton, Alberta, Canada where he attended West Toronto Prep and Austin O'Brien High School … Defensive Most Valuable Player for West Toronto from 2017-19 and a Carr Conference All-Star

39

DeAndre Gill, Jr.
6-5, 245, r-So.
Defensive Line
Kentwood HS
Seattle, Wash.

At Colorado State

Redshirt Freshman, 2023 (4/0): Appeared in four of the final six games of the season … Recorded three tackles, including one for a loss at UNLV

Freshman, 2022 (1/0): Saw his first collegiate action against Hawaii … Redshirted

Personal/High School

A three-sport athlete who attended two different high schools … A three-star composite recruit by 247Sports.com … Was ranked the 19th best prospect in his state … A first team All-Conference pick, he was named the offensive and defensive MVP for his team … Born April 3, 2003 … Parents are DeAndre Gill, Sr. and Latesha Williams

5

Dylan Goffney
6-0, 215, Sr.
Wide Receiver
Bridgeland HS (SMU)
Cyprus, Texas

At Colorado State

Junior, 2023 (11/8): Fifth on the team with 23 receptions and 298 yards with two touchdowns … Recorded a career long reception of 42 yards against San Diego State … Caught his first touchdown for CSU in a win against Boise State … Returned one punt for three yards and nine kickoffs for 176 yards with his longest being 28 … Fifth on the team in all purpose yards

Before Colorado State

Spent two seasons at SMU (2021-22) where he played in 20 games … Played in all 13 games with four starts as a sophomore (2022) and tallied 18 receptions for 369 yards and two touchdowns … First touchdown came in his first 100-yard receiving game against Navy in 2022 with 116 yards on four catches … Also had a 100-yard game against Houston in 2022 … Played in seven games with one start as a true freshman (2021) with 14 catches for 131 yards

Personal/High School

A three-star recruit by 247Sports, Rivals and ESPN … An SI All-American candidate … Named to the 2020 Touchdown Club of Houston Preseason Team … Helped Bridgeland to a 12-1 record and an appearance in the regional round of the 6A Division 2 playoffs … Had 50 catches for 779 yards and 12 TDs as a senior … Named to Dave Campbell's 2020 Super Team … A first team All-District selection as a junior … Registered 60 receptions for 964 yards and 10 TDs … Named the District 14-6A Offensive Newcomer of the Year as a sophomore … Had 52 catches for 993 yards and 15 TDs

2

Caleb Goodie
6-1, 170, So.
Wide Receiver
Memorial (TX) HS
Breaux Bridge, La.

At Colorado State

Freshman, 2023 (9/1): Saw his first game action at Middle Tennesee … Got his first start the following week against Utah Tech … Recorded one reception against Boise State … Was on special teams and recorded a tackle against the Broncos

Personal/High School

Played for coach Brian Morgan … League special teams player of the year … Returned four kickoffs for touchdowns … Had 50 catches for 1,100 yards and 18 total touchdowns … Parents are Marlon and Peaches … Has two younger siblings, Marli and Rylii … Nickname is "Lupie"

19

Tyrell Grayson, Jr.
6-1, 185, r-Sr.
Defensive Back
Central HS (Utah Tech)
Fresno, Calif.

At Colorado State

Redshirt Junior (6/1): Made his first start as a Ram against UNLV … Finished the season with 10 tackles with four solo stops … In his first start, tallied a season-high eight tackles and a pass breakup

Before Colorado State

Spent four seasons at Utah Tech (2019-22) where he earned 2021 Hero Sports Freshman FCS All-American Honors (Fall 2021) and All-WAC first team honors in 2022 … Tallied 203 tackles, 9.5 tackles for loss, and two sacks for his career with the Trailblazers … Tied the program's single-game record for tackles with 19 against UC-Davis in 2021 … Started 23 games overall with 27 appearances

Personal/High School

Prepped at Central High School where he also participated in track and field … Helped lead the Grizzlies to two section titles and earned first team All-Conference honors … Parents are Tyrell and Jolanna Grayson … Has four younger brothers, Tylen, Treyce, Trysten, and Tyler … Father played football at Fresno State

80

Matt Greenwald
6-0, 200, r-Sr.
Tight End
Fairview HS (Boise State)
Boulder, Colo.

At Colorado State

Redshirt Junior, 2023 (0/0): Did not see game action

Redshirt Sophomore, 2022 (5/0): Joined the team in spring 2022 … Posted one reception for six yards at Boise State

Before Colorado State

Spent two seasons (2020-21) at Boise State

Personal/High School

Played for coach Tom McCartney … Had 2,100 career receiving yards at Fairview, catching 24 touchdown passes his final two years … Earned All-State and All-District honors, serving as a captain his senior year … Parents are Dale Greenwald and Linda Schulze … Has a brother, Bryce … His father was a national champion powerlifter at Colorado, while his great grandfather played at Michigan

73

Braden Hales
6-5, 305, Fr.
Offensive Line
Olathe North HS
Olathe, Kan.

Personal/High School

Played for coach Chris McCartney … Rated a 3-star composite recruit by 247Sports … A three-sport letterman including wrestling and track … Two-time first-team All-State selection … Offensive Player of the Year finalist in 2023 … Team won two league and two regional championships … Football captain his senior year … Mothers are Capri Hales and Carla Marchetti … Has one sister, Brooklyn … Capri played volleyball at Missouri State; Carla played softball at Chicago-Illinois

85

Kory Hall
6-1, 185, Fr.
Wide Receiver
Cleveland HS
Northridge, Calif.

Personal/High School

Played for coach Perter Gunny … Rated a 3-star composite recruit by 247Sports … A three-sport athlete including basketball and track … Had 114 catches for 2,567 yards in his career with 40 TDs … Had 66 catches for 1,240 yards and 19 scores as a senior … Added 607 career rushing yards for 5 TDs … A two-way player, had 276 career tackles with nine interceptions … Two-time All-City first team … Set school record for most touchdowns in a playoff game … Team captain in football two seasons … Mother is Trinna Brass … Has three brothers, Amorrie, TJ and Mikey; two sisters, Kiah and Shae

76

Keegan Hamilton
6-4, 285, r-So.
Offensive Line
Rock Canyon HS
Denver, Colo.

At Colorado State

Sophomore, 2023 (1/0): Appeared in one game against Utah Tech … Redshirted

Freshman, 2023 (7/3): Walked on in the fall … Thrown into the starting lineup after a rash of injuries to the offensive line … Made his first career start at center against Boise State … Came in for the final drive of the Hawaii game, having played very little center in his life, and helped the Rams score the go-ahead points to win the game

Personal/High School

A two-sport athlete who also played lacrosse … Earned All-Conference honors and second team All-State as a senior … Team led the state in rushing with two 1,000-yard rushers … Captain his senior year of football … Parents are Edward and Terri … Has a sister, Joelle … Mother played volleyball at Northern Colorado and Wyoming

93

Hidetora Hanada
6-1, 290, r-Jr.
Defensive Line
Nippon HS
Wakayama, Japan

At Colorado State

Junior, 2023 (2/0): Made this collegiate debut against Air Force and recorded three tackles

Personal/High School

Amateur Yokozuna and sumo grand champion … Earned gold at the 2022 World Games in the heavyweight division … Participated in semi-pro football team in Japan with IBM Big Blue

83

Bryan Hansen
6-3, 205, r-So.
Kicker
Colleyville Heritage HS
Colleyville, Texas

At Colorado State

Redshirt Freshman, 2023 (9/0): Handled the majority of kickoff duties after the first three games of the season … Recorded 45 kickoffs with 27 touchbacks

Freshman, 2023 (1/0): Walked on … Made his lone appearance in a special teams snap at Air Force … Redshirted

Personal/High School

Was a three-sport letterwinner, including soccer and track and field … Made 24-of-31 field goal attempts in his career and 91-of-95 extra points … First team All-State as a senior … 2021 Kohl's All-American team honorable mention .. All-District Special Teams MVP in 2021 and 2020 … Holds career and single-season records for field goals and touchbacks … Parents are Gregg and Sara … Has a brother, Brice, and a sister, Bethany Korpal

16

Chance Harrison
6-0, 160, Fr.
Defensive Back
Rio Mesa HS
Oxnard, Calif.

Personal/High School

Played for coach Jim Bittner … Rated a 3-star composite recruit by 247Sports … First-Team All-League, named Defensive Back of the Year … Had 160 career tackles with nine interceptions … A two-sport athlete who also participated in track … Parents are Keith and Jennifer Epps … Has two younger brothers, Kyrie and Keith; a sister Mikayla

17

Brig Hartson
6-3, 235, r-Jr.
Athlete
Roosevelt HS
Johnson, Colo.

At Colorado State

Redshirt Sophomore, 2023 (0/0): Did not see game action … Listed as the only "Athlete" position on the roster … Has played quarterback, running back, wide receiver and tight end for the scout team

Redshirt Freshman, 2022 (0/0): Walked on during spring 2022 practices after attending Colorado State as a general student … Did not see game action

Personal/High School

Played for Lane Wasinger … Completed 183-of-325 passes in his career for 2,538 yards with 31 TDs … Also competed in track and field

15

Ayden Hector
6-0, 215, r-Sr.
Defensive Back
Eastside Catholic HS
(Washington State)
Bellevue, Wash.

Awards and Honors
Third Team All-Mountain West (PFF, 2022)

At Colorado State
Redshirt Junior, 2023 (6/4): Finished the season with 35 tackles, including 23 solo stops and 3.5 TFLs … Recorded back-to-back 10 tackles to start the season, including a lone sack in the season opener against Washington State … Added a pass breakup against Utah Tech

Redshirt Sophomore, 2022 (10/7): Posted 41 total tackles on the season … Returned his first interception 21 yards for a touchdown at Nevada … Secured a game-sealing interception against Hawaii as the Warriors were driving to potentially win the game … Tied for the team-lead with three interceptions … Also posted one sack, three quarterback hurries, 10 pass breakups, and forced one fumble

Before Colorado State
Walked on to Washington State in 2020 and played in three games, starting two at safety … Recorded 13 tackles with two fumble recoveries and an interception that season … Did not play in 2021

Personal/High School
The third-rated prospect in Washington coming out of high school … Was a three-time All-State selection, and was an Adidas and Polynesian Bowl All-American … Parents are Zuri Hector and Ann Molitor … Has a brother, Jared … Father played football at USC, and uncle played at Cal

66

Brycen Heil
5-11, 285, r-Sr.
Defensive Line
Grandview HS
(Northern Colorado)
Aurora, Colo.

At Colorado State
Redshirt Junior, 2023 (0/0): Did not see game action

Redshirt Sophomore, 2022 (0/0): Did not see game action

Before Colorado State
Spent two seasons (2020-21) at Northern Colorado

Personal/High School
Lettered three years in football and track, earning All-State honors at Grandview HS … Football captain and defensive MVP … Parents are Brian and Lindsey … Has a brother, Trevyn on the CSU roster … Has two sisters, Brooklyn and Taylor

57

Trevyn Heil
6-2, 275, r-Jr.
Offensive Line
Grandview HS (Nevada)
Aurora, Colo.

At Colorado State
Redshirt Sophomore, 2023 (0/0): Did not see game action

Redshirt Freshman, 2022 (0/0): Did not see game action

Before Colorado State
Spent one redshirt season at Nevada (2021)

Personal/High School
Played offensive line and linebacker for Grandview as a prep, but was limited to just one high school game in 2020 due to the global pandemic … A three-sport athlete in high school, also participated in lacrosse and track and field … Parents are Brian and Lindsey … Has a brother, Brycen, on the CSU roster … Has two sisters, Brooklyn and Taylor

77

Saveyon Henderson
6-4, 305, Sr.
Offensive Line
Crete Monee HS (Lane)
Crete, Ill.

At Colorado State
Junior, 2023 (12/12):
Started all 12 games at offensive tackle … Was part of an offensive line that averaged nearly 400 yards of offense per game … Allowed just 14 sacks on the season

Before Colorado State
Spent two seasons at Lane College (Division II) where he started 20 games, all at right tackle, encompassing every game possible of his career

Personal/High School
Prepped at Crete Monee High School for coach John Koncek … Mother is Charneice Chatman

34

Damian Henderson II
6-2, 205, r-Fr.
Running Back
Los Alamitos HS
Compton, Calif.

At Colorado State

Freshman, 2023 (2/0): Saw action in two games totalling 12 rushes for 50 yards … Made his collegiate debut against Utah Tech, rushing seven times for a season-high 31 yards … Redshirted

Personal/High School

Played for coach Ray Fenton … A 4-star recruit by ESPN and No. 282 in the ESPN 300 as well as a 3-star composite recruit by 247Sports … A three-sport athlete, including basketball and track … Rushed for 1,744 yards on 190 carries and 23 touchdowns, averaging 145.3 yards per game

89

Keynan Higgins
6-4, 170, So.
Wide Receiver
Pittsburg HS (San Jose State)
Antioch, Calif.

Before Colorado State

Played at San Jose State (2023) for a season … Appeared in 10 games mainly on special teams

Personal/High School

Played for coach Victor Galli … Played his freshman season at Liberty High School before transferring to Pittsburg High School for his final three seasons … Led Pittsburg High School to the 2022 Nor-Cal Division A Championship and the NCS Division 1 Championship … Also competed in track, ranked top 10 in the state in the 200m … Parents are Kenroy and La Donna … Siblings Nyla, Kenroy and Kayla … His brother, Kenroy Higgins, competed at LSU and UCLA in track

33

Keegan Holles
6-0, 200, r-So.
Running Back
Cherry Creek HS
Greenwood Village, Colo.

At Colorado State

Sophomore, 2023 (0/0): Did not see game action … Redshirted

Freshman, 2022 (9/0): Walked on in the fall … Tallied 48 yards on 10 carries with a long of 18 yards at Boise State … Returned 11 kicks for 163 yards to lead the team … Was awarded a scholarship late in the season

Personal/High School

Played wide receiver as a junior for the state champions, but missed his senior season due to injury … Also ran track for Cherry Creek where he set the school record in the 100-meter dash … Was a team captain his senior year … Parents are Travis and Dawn … Has two brothers, Braden and Cade

63

John Holthaus
6-7, 285, Fr.
Offensive Line
Serra-San Mateo HS
Portola Valley, Calif.

Personal/High School

Played for coach Patrick Walsh … Rated a 3-star composite recruit by 247Sports … WCAL Honorable mention pick as a senior … Team won to league championships and two Central Coast titles … Played lacrosse for two seasons … Team captain in both football and lacrosse … Honor roll student as a junior … Parents are Randy and Lynn Holthaus … Has two older brothers, Wesley and William

14

Tory Horton
6-3, 185, Gr.
Wide Receiver
Washington Union HS (Nevada)
Fresno, Calif.

Awards and Honors

Maxwell Award Watch List (2023, 2024)

Team Captain - 2023
All-Mountain West, First Team (League, 2023)
All-Mountain West, Second Team (PR) (League, 2023)
Fred Biletnikoff Award Watch List (2023)
Paul Hornung Award Watch List (2023)

All-Mountain West, First Team (League & PFF, 2022)
All-Mountain West, Honorable Mention (PR) (League, 2022)

At Colorado State

Senior, 2023: (12/12): Led the team with 96 receptions for 1,136 yards and eight touchdowns … Averaged 94.7 receiving yards per game … Recorded 10 total touchdowns including one passing and one punt return touchdown … Had a season best of 227 yards and three touchdowns in a win against Utah Tech … Led the Mountain West in receptions per game with eight … Second in the Mountain West in receiving yards per game with 94.67 … Ranked top 10 in the Mountain West in all-purpose yards and touchdowns

Junior, 2022 (12/12): Finished with 71 catches for 1,131 and eight touchdowns … His yardage ranked eighth in program history, his catches 10th for a single season … Had a season-best 10 catches for 131 yards in the finale with New Mexico … Had a season-best 196 yards at San Jose State … Had five 100-yard receiving games … Had 11 punt returns for 171 yards … Returned a punt 72 yards for a TD against Wyoming

Before Colorado State

Spent two seasons at Nevada where he appeared in 21 games … Totaled 72 receptions for 995 yards and 10 touchdowns … Had four receptions for 113 yards and two touchdowns the final week of the regular season at Colorado State … Recorded his career-long reception of 85 yards his true freshman year against Fresno State, part of a five-catch, 148-yard, three-touchdown performance

Personal/High School

Prepped at Washington Union where he was a three-sport standout in football, basketball, and baseball … Named league MVP and first team selection as a senior … Parents are Tim and Zezette Horton … Youngest of five siblings … His sister, Jeane, plays volleyball professionally overseas after a highly decorated, All-American career at UTEP … His brother, Tyler, was a two-time, first team All-MW cornerback at Boise State.

17

Jack Howell
6-0, 200, Sr.
Defensive Back
Hamilton HS (Ariz.)
Fort Collins, Colo.

Awards and Honors

Bronko Nagurski Trophy Watch List (2023, 2024)
Jim Thorpe Award Watch List (2023, 2024)

Team Captain - 2023
All-Mountain West, First Team (League, 2023)
Chuck Bednarik Award Watch List (2023)

All-Mountain West, First Team (League & PFF, 2022)
FWAA Freshman All-American, 2021
Mountain West Freshman of the Week - Week 3 (2021)

At Colorado State

Junior, 2023 (12/12): Led the team in tackles with 114, including 50 solo stops … Finished second in the Mountain West in total tackles … Grabbed an interception against Utah Tech and returned it for 23 yards … Added three quarterback hurries and three pass breakups … Forced a fumbled at Colorado and recovered one at Utah State

Sophomore, 2022 (11/10): Led the Rams and all of the nation's defensive backs with 108 total tackles, including 42 solo … Secured an interception in three consecutive games (Middle Tenn., Washington St., Sac State) … Missed the Nevada game due to injury … Had three additional pass break-ups and one forced fumble … Recorded double-digit tackles in four games including career-highs of 17 against Middle Tennessee and Boise State

Freshman, 2021 (11/6): Enrolled early and participated in spring camp … After sitting out the first week, he played the second then started four consecutive games at safety … Became the third Ram named to the FWAA Freshman All-American team … Named Mountain West Freshman of the Week after making his first start at Toledo and finishing with nine tackles … Finished fifth on the team with 64 tackles, 41 of them solo … Recorded 3.5 tackles for loss … Intercepted his first pass vs. San Jose State, finishing the year with four passes defended … Had three games with 10 or more tackles, setting a career-best with 11 stops at Hawaii (all solo)

Personal/High School

Played for coach Mike Zedebski … Rated a three-star recruit by 247Sports composite … Transferred to Hamilton in Arizona for his senior season due to the global pandemic … Previously attended Valor Christian HS in Colorado … Posted 100 tackles with five passes defended as a junior, posted 82 stops with three interceptions and six total touchdowns as a sophomore … His team won the state title in 2018 … In 2019, placed sixth at the state wrestling championships … Parents are John and Laura … John starred at Colorado State and went on to play with Tampa Bay and Seattle in the NFL, winning a Super Bowl title with Tampa Bay … Older sister, Jaelin, played soccer at Florida State and won the Hermann Trophy in 2020 and 2021 as the nation's top college soccer player … She has drawn international appearances with the USWNT and plays professionally in the NWSL

36

Will Hutchison
6-2, 215, r-Fr.
Punter
Fulshear HS
Fulshear, Texas

At Colorado State

Freshman, 2023 (0/0): Walked on … Redshirted

Personal/High School

Played for coach Nick Codutti at Fulshear High School … Five-star rated punter by Kohl's Kicking and the No. 17 ranked punter by the organization … Averaged over 46 yards with more than 4.1 seconds of hang time at Kohl's camps

0

Chris Jackson
6-0, 155, So.
Defensive Back
Madison HS (San Diego Mesa)
San Diego, Calif.

Before Colorado State

Played one season at San Diego Mesa College … Posted 14 tackles with one fumble recovery

Personal/High School

Played for coach Rick Jackson … Parents are Christopher and Natasha … Has three brothers, Adam, Isaiah, Kaysn; and four sisters, Nyja, Vanya, Sadaya, Nalaya

8

Buom Jock
6-4, 235, So.
Linebacker
Episcopal HS (Va.)
Mankato, Minn.

At Colorado State

Freshman, 2023 (12/0): Saw game action in all 12 games, making his first collegiate appearance … Totaled 34 tackles on the season, including 14 solo stops … Added 0.5 TFL against Utah Tech … Recovered a fumble against Boise State

Personal/High School

Played for coach Kadeem Rodgers … A three-sport letterman, including basketball and track … Had 54 receptions for 814 yards and nine touchdowns … Added 52 tackles with four interceptions … Averaged 16.7 points per game on the basketball team as a junior … Football captain as a senior … Full name is Buomkuoth … Father is Malakal Padoch and mother is Elizabeth Khoor … One of seven children, brothers Padoch, Jal and Sudan, and sisters Nyachaing, Nyadak, and Nyabhan

0

Kobe Johnson
5-9, 190, Gr.
Running Back
Discovery HS
(North Dakota St.)
Lawrenceville, Ga.

Awards and Honors

Doak Walker Award Watch List (2023)

At Colorado State

Graduate, 2023 (4/1): Rushed 44 times for 128 yards and one touchdown … Returned a kickoff 98 yards for a touchdown against Washington State … Scored his lone touchdown at Utah State … Suffered an injury at Utah State and did not play the rest of the season

Before Colorado State

Spent four seasons (2019-22) at North Dakota State where he played in 48 games over his career with 16 starts … Rushed for 2,563 yards on 381 attempts with 18 touchdowns in his Bison career to go along with 197 yards and one touchdown on 21 receptions … Enjoyed a career-best year in 2022 as a senior with 129 carries for 961 yards and nine rushing touchdowns … Had a 206-yard rushing performance vs. Montana in 2022, a career-high as well as two other 100-yard games … Has seven 100-yard games in his career … Won two national championships … One of three transfers from North Dakota State to join the Rams in 2023

Personal/High School

Played for coach Efrem Hill … Played wide receiver and running back and was a three-year starter … First team All-Region and second team All-County … Posted 402 yards on 52 carries and 848 yards on 54 receptions as a senior … Parents are Eric Johnson and Mondella Myles … Has four siblings, brothers Titus and Terric, and sisters Ayana and Trinity

7

Dom Jones
6-3, 195, Gr.
Defensive Back
Peachtree Ridge HS
(North Dakota St.)
Duluth, Ga.

At Colorado State

Graduate, 2023 (10/6): Started in each of his last six appearances including the final four games of the season … Recorded two interceptions and 51 total tackles with two pass breakups and a forced fumble … Had a season-high eight tackles, with five solo, at UNLV … His two picks came at Utah State and at Wyoming

Before Colorado State

Spent four seasons (2019-22) at North Dakota State where he played in 41 games with nine starts … Played in every game over his final three seasons with the Bison, a stretch of 40 consecutive games … Posted 83 career tackles with three interceptions and nine pass breakups … Enjoyed a career-best season in 2022 with 36 tackles in 15 games played … Won two national championships

Personal/High School

Played for coach Reginald Stancil … Was a three-time letterman and two-year starter as well as a team captain as a senior … Had eight career interceptions with 25 pass breakups … Parents are Darnel and Monique … Has three brothers, Darnel, Monte, and Montel, all of whom participated at the Division 1 level

78

Aaron Karas
6-5, 310, r-So.
Offensive Line
Pomona HS
Arvada, Colo.

At Colorado State

Redshirt Freshman, 2023: (11/0): Saw action in every game except at Colorado

Freshman, 2022 (3/0): Saw action in three games in a reserve role … Made first career appearance against Middle Tennessee … Redshirted

Personal/High School

Considered the 15th best prospect in the state of Colorado by 247Sports … Played for coach Nathan Johnson … A two-sport letterman who also participated in track and field … All-State selection and was twice named first team All-Conference … Parents are Brian and Heather Karas … Has an older brother, Adam, who is a tight end at Air Force.

85

Garrett Keeler
6-3, 220, Fr.
Defensive Line
Broomfield HS
Broomfield, Colo.

Personal/High School

Played for coach Blair Hubbard … Named Defensive Player of the Year in Rocky Mountain Conference … First-team all-state as a senior and honorable mention as a junior

58

Gabe Kirschke
6-5, 245, r-So.
Defensive Line
Valor Christian HS (Wisconsin)
Lone Tree, Colo.

Before Colorado State

Spent two seasons at Wisconsin, appearing in one game in the 2022 season

Personal/High School

Played for coach Donnie Yantis … First-team all-state as a senior … Posted 60 tackles and 5.5 sacks his final prep campaign … Former teammate of Jack Howell and Tanner Morley … Parents are Travis and Amy … Has a brother Blake; and a sister Ella Kirschke … His father played football at UCLA; sister swam for UCLA; brother plays lacrosse at DU

42

Jaden Landrum
6-3, 240, Fr.
Linebacker
Etiwanda HS
Pomona, Calif.

Personal/High School

Played for coach Nick Baiz … Rated a 3-star composite recruit by 247Sports … Two-sport athlete including basketball … Two-time All-League performer and team MVP … Named All-CIF … Had 58 catches for 662 yards and eight TDs … Posted career numbers of 160 catches for 2,000 yards … Parents are Corey Landrum and Janet Knox … Has a brother, Ashton … Father played at Utah; Uncle Reynaldo Brown was an Olympian in track and field

3

Elias Larry
6-0, 190, Gr.
Defensive Back
Sierra Canyon HS (Navy)
Palmdale, Calif.

Before Colorado State

Played three seasons at Navy (2021-23) … Played in seven games as a junior, finishing with 15 tackles and three pass breakups … Started 12 games overall in his career at Navy, all at cornerback

Personal/High School

Member of National Honor Society at Sierra Canyon High School … Parents are Lawrence and Julie Larry … His father, Lawrence, was a four-year letterwinner at USC (1995-98)



55

Andrew Laurich
6-3, 280, r-Fr.
Defensive Line
Yorkville HS
Yorkville, Ill.

At Colorado State

Freshman, 2023 (0/0): Redshirted

Personal/High School

Played for coach Dan McGuire … A 3-star composite recruit by 247Sports … A two-sport letterman including track … As a senior, had 50 tackles, 29.0 TFLs … Had 7.5 sacks and 17 QB hurries … In his career, finished with 102 tackles, 47.0 TFLs and 15 sacks … Earned All-Area, All-Conference and All-State honors … Team captain as a junior and senior … Parents are Marty and Julie … Has two siblings, TJ and Samanta … Father lettered in football at Iowa State in 1989 … Sister swam for GVSU

70

Berlin Lillard
6-4, 365, Fr.
Offensive Line
Bishop O'Dowd HS
Oakland, Calif.

Personal/High School

Played for coach Hardy Nickerson … Rated a 3-star composite recruit by 247Sports … Also participated in track and basketball … First-team All-League as senior … Second-team All-League as a junior … Team captain as a senior … Honor roll student every year … Mother is Stacy Lillard … Has a sister, Braelynn

40

Owen Long
6-1, 195, Fr.
Linebacker
La Serna HS
Whittier, Calif.

Personal/High School

Played for coach Andy George … A two-sport, four-time letterman including baseball … Recorded 39 tackles senior year … Totaled 1,749 yards with 28 touchdowns and two interceptions … Named CIF Division 4 Player of the Year as a senior … Two-time Cal-Hi California All-State … Two-time Del Rio League MVP, All-San Gabriel Valley Player of the Year and All-CIF … Named California State Championship Game MVP his final year … Parents are Larry and Gina Long … Has three brothers Dylan, Jake and Grady and a sister Samantha … Father, Larry played baseball at Azusa Pacific … Brother Dylan played baseball at Cal Poly Pomona … Brother Jake currently plays baseball at Santa Ana College

51

Niko Lopez
6-2, 235, r-Fr.
Linebacker
Santa Margarita Catholic HS
Mission Viejo, Calif.

At Colorado State

Freshman 2023, (0/0): Redshirted

Personal/High School

Played for coach Anthony Rouzier … A 3-star composite recruit by 247Sports … A two-sport athlete including basketball … Had 41 catches for 518 yards and five TDs as a senior … In his career, had 121 receptions for 1,386 yards and 15 TDs … Two-time first team All-League selection … Parents are Lee and Gabby … Has two siblings, Zack and Mia … Full name is Nicholas

86

Tommy Maher
5-10, 170, Fr.
Wide Receiver
St. John Bosco HS
Bellflower, Calif.

Personal/High School

Played for coach Jason Negro … Had 50 catches for 650 yards and five TDs as a senior … All-league performer as a senior … Team was CIF champions in 2022 … Also lettered in track … Honor roll student all four years … Parents are William and Debbie … Has a sister, Hannah

29

Justin Marshall
5-10, 180, r-Fr.
Running Back
Merrillville HS
Merrillville, Ind.

At Colorado State

Freshman 2023, (3/1): Saw action the last three games of the season, including making his first-career start at Hawaii … Recorded 119 yards in his collegiate debut to become the first freshman in program history to eclipse 100 yards in a college debut since Ron Harris in 1974 … Carried the ball 57 times for 314 yards and two touchdowns … Redshirted

Personal/High School

Played for coach Brad Seiss … A 3-star composite recruit by 247Sports … As a senior, rushed for 1,296 yards and 18 TDs on 186 carries … Added 36 receptions for 684 yards and 6 TDs … Rushed for 1,623 yards and 21 TDs in his career with 64 receptions for 1,379 yards and 17 TDs … Parents are Justin Marshall and Latrice Meneweather … Has two brothers, Trajuan and Damien

72

Christian Martin
6-6, 270, r-Fr.
Offensive Line
Destrehan HS
St. Rose, La.

At Colorado State

Freshman 2023, (0/0): Redshirted

Personal/High School

Played for coach Marcus Scott … A 3-star composite recruit by 247Sports.com … A two-sport letterman, including basketball … First team All-District in football … Honor Roll student … Both parents played collegiate sports -- his mother, Brittany, at LSU; his father, Cedric, at Holy Cross … Has three siblings, brother Cedric, and sisters Ari and Jasmine

26

Ryan McConnell
6-1, 225, r-So.
Running Back
Erie HS
Erie, Colo.

At Colorado State

Walked on to the team via spring tryouts … Participated in spring 2023 practices

Personal/High School

Played for coach Jeff Giger … Played linebacker, center, and returned kicks … Recorded 85 tackles, six sacks, five forced fumbles, and one interception as a senior

98

Kennedy McDowell
6-4, 200, So.
Defensive Line
Memorial HS
Frisco, Texas

At Colorado State

Freshman, 2023 (6/0): Played in the first six games before being injured against Boise State … Recorded three tackles and one quarterback hurry

Personal/High School

Enrolled early to participate in spring 2023 practices … Played for coach Derrick Roberson … A two-sport letterman, including track … A 3-star composite recruit by 247Sports … Had 54 tackles and 9.0 TFLs as a senior … Had 6.5 sacks his final year … In his career, had 58 tackles, 11 TFLs, 7.5 sacks and 6 QB hurries … State finalist in 110-meter hurdles as a sophomore with school-record time of 14.47 … Team captain as a senior … Parents as Charles and Gail … Has two brothers, Kendall and Devin, and one sister, Tasman

88

Jordan McIntyre
5-11, 180, Sr.
Wide Receiver
Chaminade College Prep (Brown)
Chatsworth, Calif.

Before Colorado State

Spend three seasons (2021-23) at Brown … Appeared in 29 games making 40 catches for 364 yards and one touchdown

Personal/High School

Played for coach Ed Coson … Football captain for two years … Had 78 catches for 1,000 yards and five TDs as a prep … Parents are Willie McIntyre Jr. and Tammi Brsknan … Has a brother, Gavin

24

Garrett Menagh
5-7, 205, Fr.
Running Back
Buchanan HS
Clovis, Calif.

Personal/High School

Played for coach Matt Gioradano … Rushed for 940 yards, 12 TDs and finished with 1,017 all-purpose yards … Honor roll student … Parents are Patrick and Debbie … Has a sister, Emily … Father played football at Cal Poly

23

Jaseim Mitchell
6-1, 225, r-Jr.
Linebacker
Harrison HS
Colorado Springs, Colo.

At Colorado State

Redshirt Sophomore, 2023 (3/0): Played in the first three games of the season before not returning to the field

Redshirt Freshman, 2022 (12/0): Spent his first competition season as a linebacker after converting from wide receiver … Saw the bulk of his snaps on special teams

Freshman, 2021 (0/0): Walked on … Redshirted

Personal/High School

Prepped at Harrison High for coaches Al Melo and Robert Labouf … Three-sport letterman in football, basketball, and track … Earned All-State 4A First Team honors as a senior … Threw for 808 yards and nine touchdowns as a senior with 281 yards on the ground as he helped Harrison to a 4A semifinals appearance

91

James Mitchell
6-1, 300, Gr.
Defensive Line
Duncanville HS
Duncanville, Texas

At Colorado State

Senior, 2023 (12/2): Appeared in all 12 games and made his first career start against Air Force … Totaled 20 tackles, including nine solo … Added 4.5 TFLs and 1.5 sacks … Recorded a sack at Middle Tennessee … Recovered a fumble at UNLV

Junior, 2022 (12/0): Tallied 16 tackles and a quarterback hurry on the defensive line … Played in all 12 games for the first time in his career

Sophomore, 2021 (9/0): Finished the season with nine tackles in a reserve role on the defensive line … Played in seven consecutive games from Week 3 through Week 9 … Had a season-best three tackles at Toledo

Freshman, 2020 (2/0): Appeared in two games in a reserve role as a true freshman … Recorded his first career tackle at Boise State, an assisted stop.

Personal/High School

Played for coach Reginald Samples … Three-star prospect in 247Sports and ranked 89th at defensive tackle nationally … Helped lead his team to the state title game for a second consecutive year and a 15-1 finish … Had three tackles for loss in state semifinal game … Academic All-State in 2018 and 2019 … Won Duncanvile HS Football Character Award in 2018 … Parents are Tracy and Kim Mitchell … Has a younger sister, Jada

44

Peter Montini
6-0, 230, Gr.
Tight End
Foothill HS (Nevada)
Plesanton, Calif.

At Colorado State

Senior, 2023 (11/0): Totaled 23 yards on offense with three receptions for 21 yards and two rushes for two yards against Boise State … Added four tackles on special teams, including a solo stop at Colorado

Junior, 2022 (10/2): Got his first career starts against Utah State and Hawai'i … Caught two passes for 45 yards including a long of 25 against Utah State … Key contributor on special teams

Before Colorado State

Spent two seasons (2020-21) at Nevada where he appeared in 17 games with four tackles and one forced fumble in his career as both a tight end and linebacker

Personal/High School

Was a two-time All-League performer as a prep, playing both sides of the ball … Tallied 1,400 yards and 22 touchdowns on offense as a senior … Parents are Pete and Rhonda Montini … Father played football at UMass … Has a brother, Cameron Rowland, who played baseball at Nevada, and a sister, Savannah

77

Jack Moran
6-6, 255, Fr.
Defensive Line
Ralston Valley HS
Arvada, Colo.

Personal/High School

Played for coach Jared Yannacito … Rated a 3-star composite recruit by 247Sports … Two-sport letterman, including baseball … Recorded 68 tackles, 6.0 sacks and 10 QB hurries the past two seasons … All-Conference selection on both offense and defense … Parents are Sean and Nikki Moran … Has two older sisters, Sophie and Grace … Father, Sean (1992-95), is a CSU Hall of Famer (2004) who still ranks among career leaders in TFL … Cousin, Ryan, and uncle, Kevin, both played at CSU

74

Tanner Morley
6-7, 315, r-Fr.
Offensive Line
Valor Christian HS
Highlands Ranch, Colo.

At Colorado State

Freshman 2023, (0/0): Redshirted

Personal/High School

Played for coach Bret McGatlin … A 3-star composite recruit by 247Sports … A three-sport letterman, including wrestling and track; also played basketball and lacrosse … First team All-State and All-Conference as a senior … Team captain in both football and track … Parents are Chris and Becky … Has three brothers, Winn, Jake, and George … Parents were college athletes at DU in men's hoops and women's soccer

4

Dominic Morris
5-9, 175, Sr.
Defensive Back
Klein Oak HS (Furman)
Spring, Texas

At Colorado State

Junior, 2023 (10/6): Recorded 51 total tackles, including 30 solo stops with 3.5 TFLs … Tallied double-figure tackles in the season finale at Hawaii with 10, including a forced fumble and a pass breakup

Before Colorado State

Spent two seasons (2020-21) at Furman … Made the Southern Conference All-Freshman team in 2021 … Played in 19 career games with three starts … Totaled 31 tackles with three interceptions and nine passes defended

Personal/High School

Played for coach Jason Glenn … Earned first team All-District honors as a junior and senior … Klein Oak was 12-2 and 11-3, respectively in those seasons … Was also an All-District hurdler during his junior year … Parents are Earl Morris and Jesslyn Duwe … Has three sisters, Mia, Lilly, and Catalia … Father played football at SMU

25

Avery Morrow
6-0, 210, Gr.
Running Back
Garfield HS (Nevada)
Seattle, Wash.

At Colorado State

Senior, 2023 (9/5): Started the first three games of the season … Rushed the ball 81 times for 273 yards and two touchdowns … Recorded a season-high 51 yards on 19 carries at Colorado … Scored his first touchdown of the season at UNLV and added another against Nevada

Junior, 2022 (12/8): Became a starter for the first time in his career and was Colorado State's lead back for the majority of the season … Led the team in rushing with 866 yards on 173 carries … Had a long run of 67 yards against Hawaii … Had 18 receptions for 63 yards … Had four rushing touchdowns on the season … Tallied highest rushing yards of the season against Nevada with 168 yards … Finished the season with five 100-yard games, including a streak of three straight from Oct. 7-22

Before Colorado State

Spent two seasons (2020-21) at Nevada where he played in 19 career games … Tallied 25 carries for 210 yards and two touchdowns in his career … Had a career-long rush of 42 yards at Colorado State in 2021, rushing five times for 88 yards and a touchdown

Personal/High School

Was a two-way performer as a prep, earning All-League honors at both running back and linebacker … Parents are Corey Morrow and Shanta Jones … Has five brothers (Corshon Morrow, Nathan Proctor, Prince, Marcel and Royal Jones) and one sister, Cori Morrow



68

Drew Moss
6-4, 300, Sr.
Offensive Line
Richardson HS (Lamar)
Richardson, Texas

Awards and Honors

All-Mountain West, Honorable Mention (League, 2023)

At Colorado State

Junior, 2023 (12/12): Started all 12 games in his first season with the Rams at guard … Was part of an offensive line that averaged nearly 400 yards of offense per game … Allowed just 14 sacks on the season

Before Colorado State

Spent two seasons (2021-22) at Lamar where he started all 22 games of his career at right tackle

Personal/High School

Played for coach Greg Pels … Three-year starter on the offensive line … Team captain … 2020 first team All-District 7-6A tackle, and 2020 District 7-6A Utility Player of the Year … Garnered first team All-RISD honors … A 2019 All-District selection … A 2018 second team All-District selection at guard … Also received All-Area honors during his junior season … A two-time Academic All-District honoree … Also, a standout thrower on the Richardson track and field team … Academic All-District and an honorable mention Academic All-State selection … Parents are Douglas and Regina … Has two siblings, Sam and Hannah … Both parents competed collegiately at Rice in swimming (mom) and football (dad)

87

Mason Muaau
6-6, 225, r-Fr.
Tight End
Campbell HS
Nanakuli, Hawaii

At Colorado State

Freshman 2023, (1/0): Appeared in his first collegiate game against Utah Tech … Redshirted

Personal/High School

Played for coach Carl Cedrick Agno … A 3-star composite recruit by 247Sports … A four-sport athlete including soccer, track and basketball … Played in Polynesian Bowl in 2022-23 … Finished prep career with 67 catches for 1,144 yards and 14 TDs … Parents are Donny and Deann Mapusaga … Has five siblings, brother Malosi, and four sisters: Maesha, Malia, Talia, and Alyzaysha

13

Dagan Myers
5-10, 185, Fr.
Defensive Back
Chatfield HS
Morrison, Colo.

Personal/High School

Played for coach Kris Rosholt … Three-sport athlete including track and basketball … All-Conference first team DB as a senior … All-Conference Special Teams MVP … Won league title in 100 meters and placed sixth in state in the event … All-State Academic honorable mention … Parents are Greg and Kara Myers … Father, Greg (1992-95), is a CSU Hall of Famer (2001) and was the Jim Thorpe Award winner in 1995 … Greg is also a member of the College Football Hall of Fame (2012)

18

AJ Noland
6-1, 185, Fr.
Defensive Back
Tualatin HS
Tualatin, Ore.

Personal/High School

Played for coach Dominic Ferraro … Rated a 3-star composite recruit by 247Sports … Two-sport athlete who also played basketball … Three-time first-team All-League selection at safety … State runner-up as a sophomore … League championships in both sports played … Ranked No. 1 in his class academically … Team captain in both sports … Has a school-record 99-yard touchdown catch … Parents are Troy and Pam Noland … Has two older brothers, Lucas and Sam … Lucas played at Oregon; Sam currently plays basketball at Pacific Lutheran

23

Jordan Noyes
5-11, 200, Gr.
Kicker
Gad's Hill (Utah)
Dartford, Kent, England

At Colorado State

Graduate, 2023 (11/0): Fourth in the Mountain West in scoring among kickers … Led the Rams in scoring with 74 points … Was a perfect 29-of-29 for PATs … Went a perfect 10-for-10 from 39 yards and in on field goals … Had a career long kick of 55 yards at UNLV

Before Colorado State

Spent three seasons (2020-22) at Utah where he appeared in 30 games … Went 8-for-12 overall on field goal attempts and tallied 79 total points including PATs … Handled kickoff duties during his time with the Utes, booting 145 for 8,973 yards and 57 touchbacks … Tied the program's game record with 10 points via PAT against Southern Utah in 2022 … Career-long field goal make was 43 yards at Florida in 2022 … Was 34-of-34 on PATs in 2022 and 21-of-21 in 2021 … Walked on to the team in 2020

Personal/High School

Played American football, soccer, rugby, and competed in gymnastics in England … Parents are David and Linda … Has two sisters and a brother … Married to the former Jordan Tulip and has a daughter, Scottie, as well as twins, Skye and Summer … Ranks as the second-oldest player in college football heading into 2023 (Aug. 3, 1992) behind only ECU's Luke Larsen (July 18, 1992)

65

Phillip Ocon
6-3, 300, Fr.
Offensive Line
Saint Francis - La Canada
South Pasadena, Calif.

Personal/High School

Played for coach Dean Herrington … Rated a 3-star composite recruit by 247Sports … Three-sport athlete, including baseball and track … Three-time All-State, All-CIF selection … Four-time All-league selection … Team captain as a senior … Honor roll student … Parents are Alberto and Krista Ocon … Father played football at San Jose State

6

Donovan Ollie
6-3, 210, Gr.
Wide Receiver
Wylie HS
(Cincinnati/Washington St.)
Wylie, Texas

Before Colorado State

Played one year at Cincinnati (2023), with two catches for 50 yards in 12 appearances and two starts … Spent four years at Washington State (2019-22) … Started 24 games with 70 catches for 807 yards and four scores … Had a two-touchdown outing vs. Colorado State in 2021

Personal/High School

Was a 3-star recruit out of Wylie High School … Two-sport athlete with All-District honors in basketball

81

Dane Olson
5-11, 185, Gr.
Wide Receiver
San Marcos HS
San Diego, Calif.

At Colorado State

Redshirt Senior, 2023 (12/0): Caught one pass for 16 yards at Utah State … Attempted a pass against Nevada

Redshirt Junior, 2022 (9/2): Saw first extensive action of his career and drew his first start against Hawaii … Tallied two receptions for 18 yards … Blocked a punt against Utah State

Redshirt Sophomore, 2021 (0/0): Did not see game action

Redshirt Freshman, 2020 (0/0): Did not see game action

Freshman, 2019 (0/0): Walked on … Redshirted

Personal/High School

Played for coach Jason Texler … Also started two games at quarterback due to an injury … Tallied 424 yards on 30 receptions … Lettered in three sports in high school … Parents are Kurt and Tracy Olson … Has two older brothers, Drew and Chase, who both played college football

18

Jamari Person
6-1, 200, So.
Wide Receiver
Haywood HS
Nashville, Tenn.

At Colorado State

Freshman, 2023 (5/0): Appeared in five games, including his first at Colorado … Caught one pass for eight yards against Utah Tech

Personal/High School

Played for coach Chris Smith … A 3-star composite recruit by 247Sports … Had 72 catches for 1,336 yards and 15 TDs as a senior … Earned All-Region and All-State honors twice each … Captain senior year … Mr. Football semifinalist … Ed "Too Tall" Jones Award winner … A two-sport athlete, averaged 7.4 points and 3.1 assists per game as a junior … Honor Roll student … Parents are Roy Person and Rosalyn Murray … Has five siblings: brothers Shawn and Kingston and sisters RaNyah, Londyn, and Nariah

46

Cody Pettitt
6-0, 210, r-Jr.
Long Snapper
Fossil Ridge HS
Fort Collins, Colo.

At Colorado State

Redshirt Sophomore, 2023 (0/0): Did not see any game action

Redshirt Freshman, 2022 (4/0): Saw first career action as the primary long snapper for the final four games of the season

Freshman, 2021 (0/0): Walked on … Redshirted

Personal/High School

Played for coach Jeff Fulton … Participated in football, baseball and track and field, lettering in football and track … Was a team captain his senior year … Named All-Conference his senior year on defensive line and honorable mention All-State … Academic All-State as a junior and senior … Parents are Duane and Dawn Pettitt … Father played football at San Diego State … Has a younger brother, Austin

27

Dylan Phelps
6-3, 190, r-Fr.
Defensive Back
Spring Valley HS
Las Vegas, Nev.

At Colorado State

Freshman, 2023 (0/0): Redshirted

Personal/High School

Played for coach Marcus Teal … Three-sport athlete, including basketball and track … First team All-Conference cornerback … Had 57 tackles with a pick-six as a senior … Parents are Kevin Littles and Staci Hammonds … Has one brother, Ryan

11

Tommy Poholsky
6-1, 210, r-Fr.
Quarterback
Evergreen HS (Iowa)
Evergreen, Colo.

Before Colorado State

Spent one season at Iowa, redshirting

Personal/High School

Played for coach Matt VanPragg … League offensive MVP as a senior … All-State selection as a junior … Holds school record for TDs in a game (8) and a season (37) … Senior year, completed 198-of-331 passes for 2,622 yards … Two-year captain … Lettered in basketball … Parents are Tom and Jen … Has a sister, Olivia … Father played football at Iowa



12

Giles Pooler
6-5, 220, r-Jr.
Quarterback
Saint Xavier HS (Ky.)
Fort Collins, Colo.

At Colorado State

Redshirt Sophomore, 2023 (1/0): Made lone appearance against Middle Tennessee, throwing his first-career touchdown, a 24-yard dart to Dallin Holker on a fake field-goal

Redshirt Freshman, 2022 (2/1): Started the Utah State game, the first of his career … Completed 11-of-32 pass attempts for 144 yards and an interception … Also played in the Michigan game

Freshman, 2021 (0/0): Walked on … Redshirted

Personal/High School

Started at Rocky Mountain High School in Fort Collins before moving to Kentucky during the pandemic … Was a three-sport athlete, including lacrosse and track … Passed for 4,600 yards in his prep career, 1,500 as a senior … All-District selection as a senior, second team All-Conference as a junior … Team won district title his senior season … Earned academic All-State honors in his career, as well as being a member of the National Honor Society … Parents are Todd and Sarah … Sarah attended CSU and is a professor on campus … Has one brother, Daniel

53

Whitefield Powell
6-4, 225, r-Fr.
Defensive Line
Regents School
Austin, Texas

At Colorado State

Freshman, 2023 (0/0): Redshirted

Personal/High School

Played for coach Tim Phillips … A two-sport letterman, including track … First team All-State as a junior and a senior … Had 22 sacks in his career, with 36 TFLs and 137 total tackles … As a senior, had 13.5 sacks, six of which were strip sacks, and 16 TFLs … Holds school records in 40- and 100-yard dashes and high jump … Parents are Hunter and Laura … Has two siblings, Hudson and Kate … Both parents were collegiate athletes; father a swimmer at Penn, mother in track at Liberty

95

Will Prendergast
6-0, 280, Sr.
Defensive Line
Prosper HS (FIU)
Prosper, Texas

At Colorado State

Spent two seasons (2022-23) at FIU … Appeared in 21 games making 15 starts for the Panthers … Totaled eight tackles with four solo … Played one season at Blinn College (2021) … Registered 11 TFL and 4.5 sacks in eight games

Personal/High School

Played for coach Brandon Schmidt … Two-time all-district performer … Earned Academic All-District honors … Posted 19 sacks and 40 TFLs his final two prep seasons … Parents are Shawn and Andrea … Has two brothers, Cade and Dylan … Father played at UMASS

47

Drew Rodriguez
6-1, 220, r-Fr.
Linebacker
Sprague HS
Salem, Ore.

At Colorado State

Freshman, 2023 (1/0): Saw his first game action against Boise State, recording three tackles … Redshirted

Personal/High School

Enrolled early to participate in spring 2023 practices … Played for coach Jay Minyard … A three-sport letterman, including track and basketball … A 3-star composite recruit by 247Sports … Played on both sides of the ball, earning All-League honors both offensively and defensively … As a senior, had 39 catches for 747 yards and 11 TDs, along with 12 carries for 79 yards and 2 TDs … Registered 62 tackles with three interceptions, two fumble recoveries and two defensive scores … Captain his senior year … Parents are Jamie and Rebecca

83

Jordan Ross
5-10, 180, Fr.
Wide Receiver
Warren HS
Anaheim, Calif.

Personal/High School

Played for coach Kevin Pearson … Rated a 4-star recruit by Rivals … Two-sport athlete including track … Had 123 career catches for 2,077 yards and 27 TDs … Averaged 16.9 per catch over his career, with at least a 59-yard reception in each of his four seasons … Parents are David and Latosha Ross … Has one brother, Jalen; and two sister, Destiny and Daysha

32

Rocco Schramm
6-0, 220, r-So.
Linebacker
Monte Vista HS
Alamo, Calif.

At Colorado State

Redshirt Freshman, 2023 (0/0): Did not see any game action

Freshman, 2022 (0/0): Walked on … Redshirted

Personal/High School

A two-sport athlete who also played lacrosse … Had 118 tackles his senior year to lead his team and league … Added 860 yards rushing with 10 TDs … Had 84 tackles in a six-game shortened season as a junior … Named to San Francisco Chronicle's most dominant two-way player list … Earned All-League, All-Metro and All-Bay West honors … Was a two-time All-American by USA Lacrosse … On honor roll all for years and a member of the National Honors Society … Parents are George and Dana … Has a sister, Gianna … His father, George, was a two-time letterman at Colorado State (1994-95); his grandfather played at Oklahoma State

28

Dante Scott
6-1, 190, r-Fr.
Defensive Back
Bonita Vista HS
San Diego, Calif.

At Colorado State

Freshman, 2023 (0/0): Redshirted

Personal/High School

Played for coach Tyler Arciaga … A 3-star composite recruit by 247Sports … Two-sport letterman including track … Had 54 receptions for 1,064 yards in his career with 14 TDs in his career … First team All-League as a junior and senior … Ran the 100 meters in 11.03 and long jumped 21-9 … Honor Roll student … Parents are Greg and Sachi … Has five siblings (four sisters), Melanie, Mady, Eli, Lilly, and Mila … Signed his NLI in December 2023 from Japan, the first Ram of the class to sign

90

Keegan Shank
6-4, 255, Fr.
Defensive Line
Chaparral HS
Scottsdale, Ariz.

Personal/High School

Played for coach Doug Nisenson … Rated a 3-star composite recruit by 247Sports … Two-sport athlete who also played lacrosse … Had 79 tackles, 49 solo, with 28.0 TFLs and 9.0 sacks combined his final two seasons … Averaged 48.6 yards on punts, with a long of 72 … All-District and All-State as a senior in football … Parents are Doug Shank and Tammy, stepmother is Shannon … Has two brothers, Shawn and Dominic; two sisters, Gracie and Sadie … His father played rugby at York College, his mother played soccer and lacrosse at Millersville University … Sisters, Gracie played soccer at Northwest Nazarene, Sandie played soccer at Concordia

71

Zach Smith
6-8, 300, Fr.
Offensive Line
Thunder Ridge HS
Highlands Ranch, Colo.

Personal/High School

Played for coach Sam Campfield … Rated a 3-star composite recruit by 247Sports … A two-sport athlete who also played basketball … Four-time All-Conference honoree … Captain of football team senior year … Academic All-State in both sports … Parents are Zach and Cheryl Smith … Has a brother, Nate … Father, Zach, played football at Whittier College

99

Javion Smith-Combs
6-5, 250, r-Fr.
Defensive Line
Cherry Creek HS
Greenwood Village, Colo.

At Colorado State

Freshman, 2023 (0/0): Redshirted

Personal/High School

Played for coach Dave Logan … Finished career with 53 total tackles … Added three sacks as a senior … Won four consecutive state titles in high school … Also lettered in basketball … Parents are Jack Combs and Shanaela Smith … Has three siblings, TayTay, Tayzua, and Lajay

38

Kylan Studebaker
6-0, 185, Fr.
Defensive Back
Legacy HS
Broomfield, Colo.

Personal/High School

Played for coach Jay Madden … Recorded 45 tackles and two picks his senior season … Two-time all-conference

49

Jernias Tafia
6-3, 305, r-Jr.
Defensive Line
Eastside Catholic HS (Washington St.)
West Seattle, Wash.

Before Colorado State

Spent three seasons (2021-23) at Washington State … Appeared in 13 games making four total tackles

Personal/High School

Played for coach Jeremey Theilbahr … Earned all-league honors four times … Team was two-time state champions … Rated three-star prospect by ESPN.com, 247Sports.com and Rivals.com … Rated No. 119 offensive guard prospect in the country by 247Sports.com … Named a White Chip Prospect on The Seattle Times 2020 Top-100 Prospects … Played with current Rams Donovan Ollie and Ayden Hector at WSU … Mother's name is Sharon … Has two brothers, Jody and Jersiah

45

Morgan Tribbett
5-11, 215, r-Fr.
Long Snapper
Eaton HS
Eaton, Colo.

At Colorado State

Freshman, 2023 (0/0): Walked on … Redshirted

Personal/High School

Played for coach Zac Lemon … Also played outside linebacker and running back … Named the Mile High Preps 2A Defensive Player of the Year as a senior with 103 tackles, 30 tackles for loss and eight sacks … A part of three consecutive state championship team at Eaton … Also competed in wrestling

41

Paddy Turner
6-5, 205, Gr.
Punter
Marian HS (Nevada)
Ararat, VIC, Australia

Awards and Honors

Ray Guy Award Watch List (2023)
Team Captain (2022)

At Colorado State

Redshirt Senior, 2023 (12/0): Starting punter for all 12 games … Punted 51 times for 2,212 yards, averaging 43.4 per punt … Booted a career-long 65 yards at Utah State … Landed 18 punts inside the 20 and 11 punts of 50+ yards … Forced 11 fair catches with just two touchbacks … Kept opponents to just 7.15 yards per return - fourth lowest in the Mountain West

Redshirt Junior, 2022 (12/12): Starting punter for all 12 contests … Had 65 punts for 2,534 yards, average of 39 yards per punt … Averaged 42.8 on his punts the final five games … Season-best 56 yards at Air Force … Placed 13 of his attempts inside the 20 … Had seven punts of 50 yards or longer … Forced 22 fair catches with just one touchback … Allowed just 5.57 yards per punt return, the second-best mark in the Mountain West and No. 33 overall nationally

Before Colorado State

Spent one redshirt season (2021) at Nevada

Personal/High School

A product of ProKick Australia … Father, Scott, was a professional footballer in the Australian Football League (AFL) from 1991 to 1999 for the Richmond Football Club where he played in 144 games with 33 goals

79

Aitor Urionabarrenechea
6-5, 320, r-Fr.
Offensive Line
Chaminade Prep
Lancaster, Calif.

At Colorado State

Freshman, 2023 (0/0): Redshirted

Personal/High School

Played for coach David Machuca … A 3-star composite recruit by 247Sports … Earned All-State honors … Parents are Aitor and Neqael … Has one brother, Adrian

96

Poukesi Vakauta
6-0, 305, Sr.
Defensive Line
Trinity HS (Utah State)
Euless, Texas

Before Colorado State

Spent four seasons at Utah State … Appeared in 37 games for the Aggies, starting eight … Posted 30 tackles, 8.0 TFLs and 1.5 sacks with one forced fumble and two recoveries

Personal/High School

Was a 3-star recruit by 247Sports.com, ranked the 97th DT in the nation … First-team all-district three season … Had 98 tackles, 5.0 sacks, 6.0 TFLs as a senior … Parents are Fusi and Telusila … Has one sister, Lusia

29

Jett Vincent
6-2, 190, r-Fr.
Defensive Back
Canton-Galva HS
Grinnell, Kan.

At Colorado State

Freshman, 2023 (0/0): Redshirted

Personal/High School

Played for coach Shelby Hoppes … A three-sport letterman, including basketball and track … All-State on defense four years, offense once … Named Defensive Player of the Year in his league … Played on both sides of the ball, finishing his career with 131 receptions for 2,518 yards and 37 TDs … On defense, had 307 career tackles with 36 interceptions and 48 passes defended … Holds 8-man and all-class state record with 36 interceptions … Had seven pick-sixes … In basketball, averaged better than 15 points per game in his career … All-State in basketball three years … Captain in both basketball and football … Full name is Jetton … Parents are Jesse Vincent and Dolly Theobald … Has four siblings, brothers Trey and Daniel and sisters Jordyn and Jacelyn … Trey, who is older, is also a member of the team

24

Trey Vincent
6-3, 185, r-So.
Defensive Back
Wheatland HS (Ottawa)
Grinnell, Kan.

At Colorado State

Sophomore, 2023 (0/0): Walked on … Redshirted

Before Colorado State

Spent one season (2022) at Ottawa University (NAIA) as a quarterback

Personal/High School

Earned four letters in football, four in basketball, four in track, and two in golf at Wheatland High School … Led his team to the state championship game as a senior and was selected to play in the KEMFA All-Star Football Game … Named All-Western Liberty League, All-District, Kansas Pregame Top 8 Team, All-State, a finalist for the Sports in Kansas Offensive Player of the Year, and was named to the Hill Brothers Top 11 Team

59

Mulumba Wa-Kalonji
6-1, 235, r-Fr.
Defensive Line
Grandview HS
Aurora, Colo.

At Colorado State

Freshman, 2023 (0/0): Walked on … Redshirted

Personal/High School

Played for coach John Schultz … Played outside linebacker and defensive end in high school along with forward on the basketball team … Tallied 56 total tackles with 3.0 sacks as a senior … Tallied 141 total tackles and 18.0 tackles for loss in his three year varsity career … Parents are Kalonji Wa-Mulumba and Mpemba Nkongolo … One of six children, he has three brothers Mukendi - a fellow Ram - Nkongolo and Kalonji and two sisters Meta Mulumba and Meta



92

Mukendi Wa-Kalonji
6-4, 250, r-Jr.
Defensive Line
Grandview HS
Aurora, Colo.

At Colorado State

Redshirt Sophomore, 2023 (12/0): Recorded 13 total tackles, including six solo stops … Added 2.0 TFLs and 1.0 sacks … His lone sack came at Colorado for 14 yards … Registered a season-high three tackles at UNLV

Redshirt Freshman, 2022 (12/0): Registered 14 tackles in his first competition season … Biggest moment of the campaign came at Nevada when he caught an ill-advised pitch from the Nevada running back - ruled a fumble - and returned it 50 yards for a touchdow in the first quarter

Freshman, 2021 (0/0): Redshirted

Personal/High School

Played for coach John Schultz … Rated a three-star recruit by 247Sports composite … Posted 73 tackles in his career, 10 for loss, including 3.0 sacks and recovered three fumbles … Played three sports in high school, including basketball and track … Parents are Kalonji Wa-Mulumba and Mpemba Nkongolo … One of six children, he has three brothers Mulumba -a fellow Ram - Nkongolo and Kalonji and two sisters Meta Mulumba and Meta

19

Jaxxon Warren
6-8, 240, So.
Tight End
Marcus HS
(North Texas / Navarro JC)
Flower Mound, Texas

Before Colorado State

Played nine games at receiver at Navarro JC (2023) … Caught 17 passes for 308 yards and two touchdowns

Personal/High School

Played for coach Kevin Atkinson … Named first-team all-district at QB … Played quarterback at Marcus throwing for over 2,400 yards and 24 touchdowns his senior year

43

Nate Weyand, Jr.
6-2, 245, r-Fr.
Tight End
Westlake HS
Austin, Texas

At Colorado State

Freshman, 2023 (0/0): Walked on … Redshirted

Personal/High School

Played for coach Tony Salazar … Recorded 95 tackles and 20.0 tackles for loss in his three-year varsity career … Added 10.0 sacks … Inducted into the 2022 Westlake Football Wall of Honor and selected to the District 26-6A First Team as a senior

37

Luke Watkins
6-1, 190, Fr.
Kicker
Rockwall, Texas
Rockwall HS

Personal/High School

Played for coach Trey Brooks … Connected on 38 of his 39 career PATs … Made 5-of-6 field goals in his career, with a long of 35 … Kicked game-winner to top Waxahachie … Also lettered in soccer

13

Jordan Williams
6-5, 230, Jr.
Tight End
St. Paul HS
Riverside, Calif.

At Colorado State

Sophomore, 2023 (9/0): Appeared in nine games, mainly on the special teams unit

Freshman, 2022 (11/2): Tallied three receptions for 36 yards and a touchdown as a true freshman … Saw his role grow increasingly over the course of the season and started the San Jose State and Air Force game

Personal/High School

Played for coach Rick Zepeda … A three-star composite recruit by 247Sports … A first team All-League selection … In seven games during his senior season, had 32 receptions for 606 yards and eight touchdowns … Father is Jermaine Williams

41

Tyson Williams
6-1, 190, r-So.
Defensive Back
Loveland HS
Loveland, Colo.

At Colorado State

Redshirt Freshman, 2023 (0/0): Did not see game action

Freshman, 2022 (0/0): Walked on … Redshirted

Personal/High School

A two-sport athlete in high school, also played basketball … Additionally attended Hawthorne and St. Monica … As a senior, scored 12 touchdowns on offense and had a school-record 10 interceptions, four of which he returned for scores … Was named league MVP and was the Division I Defensive Player of the Year … Was football team captain as a senior … Earned honor roll accolades as a senior … Parents are Stephen and Erin … Has a brother, Kyle who plays at Washington State, and two sisters, Amari and Nire

35

Payne Williams III
5-9, 160, Fr.
Kicker/Punter
St. Mary HS
Natchitoches, La.

Personal/High School

Played for coach Aaron York … Three-sport athlete, including basketball and baseball … Two-time all-state kicker … All-State as a punter … All-district as a punter and kicker five times … School record for longest field goal, 53 yards … Honor roll student … Given name is Joseph … Parents are Joseph II and Bridget … Father played basketball at Tulane … Has a brother, Blanchard; and a sister, Aubrey\

30

Chase Wilson
6-1, 230, r-Sr.
Linebacker
Ralston Valley HS
Arvada, Colo.

Awards and Honors

All-Mountain West, Second Team (League, 2023)

At Colorado State

Redshirt Junior, 2023 (12/12): Started all 12 games at linebacker finishing second on the team in total tackles with 107 … Recorded 8.5 TFLs, including a season-high 2.5 at Wyoming … Added 3.5 sacks on the season with 1.5 against the Cowboys … Recovered a fumble at Middle Tennessee and a had pass breakup … Recorded six games with double-figure tackles, including a season-high 15 against Utah Tech

Redshirt Sophomore, 2022 (12/0): Returned from injury to appear in every game as a backup linebacker … Registered 29 tackles on the season … Had a breakout game in the season finale shutout against New Mexico, registering seven tackles and 2.5 sacks

Sophomore, 2021 (2/0): Appeared in two games the first three weeks, then missed the rest of the season due to injury … Redshirted

Freshman, 2020 (2/0): Played in two games as a true freshman … Made his first career appearance at home vs. Wyoming

Personal/High School

Played for coach Matt Loyd … Ranked the No. 18 player in the state and a three-star prospect by 247Sports composite … A three-sport standout for the Mustangs who played lacrosse and competed in track and field … Rushed for 2,021 yards and had 576 receiving yards in his career, scoring 28 combined touchdowns … Collected 44 tackles as a senior, two sacks and six tackles for loss … Selected All-State in football as a senior … Team captain as a senior … Parents are Josh and Linda Chase … Has three older siblings: brother Colin, sisters Taylor White and Maddie White … Mother played volleyball at Regis, and his sister, Taylor, played soccer at Regis

1

Armani Winfield
6-2, 205, r-So.
Wide Receiver
Lewisville HS (Baylor)
Lewisville, Texas

Before Colorado State

Spent two seasons (2022-23) at Baylor … Appeared in 12 games his second season making one start … Caught seven passes for 90 yards … Played in three games as a freshman before redshirting

Personal/High School

Consensus four-star recruit … Played for coach Michael Odle … Helped team to 11-2 record as a senior … Totaled 66 receptions for 1,006 yards and eight touchdowns … Unanimous First-Team All-District selection … Finished high school career with 191 receptions, 2,678 receiving yards and 26 touchdowns … Unanimous District 6-6A First-Team selection in 2019 … District 6-6A Co-Offensive Newcomer of the Year as a freshman in 2018 … Under Armour All-American … A four-star prospect according to each of the three major recruiting sites: ESPN's No. 26 prospect in the state of Texas, No. 31 prospect in Texas according to 247Sports, Rivals' No. 32 recruit in the state of Texas, No. 127 player in the ESPN300 … Also ran track in high school … Mother is Patricia Winfield

2023 REVIEW

TEAM STATISTICS

	CSU	OPP
SCORING	313	355
Points per game	26.1	29.6
Points Off Turnovers	52	89
FIRST DOWNS	248	277
Rushing	63	115
Passing	165	136
Penalty	20	26
RUSHING YARDAGE	1106	1995
Yards gained rushing	1278	2323
Yards lost rushing	172	328
Rushing attempts	332	485
Average per rush	3.3	4.1
Average per game	92.2	166.3
TDs Rushing	10	18
PASSING YARDAGE	3678	2996
Comp-Att-Int	311-501-18	278-389-9
Average per pass	7.3	7.7
Average per catch	11.8	10.8
Average per game	306.5	249.7
TDs Passing	24	20
TOTAL OFFENSE	4784	4991
Total plays	833	874
Average per play	5.7	5.7
Average per game	398.7	415.9
KICK RETURNS: #-YARDS	26-580	15-320
PUNT RETURNS: #-YARDS	13-150	13-93
INT RETURNS: #-YARDS	9-74	18-229
KICK RETURN AVERAGE	22.3	21.3
PUNT RETURN AVERAGE	11.5	7.2
INT RETURN AVERAGE	8.2	12.7
FUMBLES-LOST	12-7	18-11
PENALTIES-YARDS	92-838	77-744
Average per game	69.8	62.0
PUNTS-YARDS	52-2250	47-2127
Average per punt	43.3	45.3
Net punt average	40.7	39.5
KICKOFFS-YARDS	61-3846	72-4556
Average per kick	63.0	63.3
Net kick average	38.6	40.7
TIME OF POSSESSION / GAME	26:36	33:17
3RD-DOWN CONVERSION	72/175	79/179
3rd-down pct.	41%	44%
4TH-DOWN CONVERSION	8/19	9/16
4th-down pct.	42%	56%
SACKS BY-YARDS	33-213	14-90
MISC YARDS	0	0
TOUCHDOWNS SCORED	38	41
FIELD GOALS - ATTEMPTS	15-19	24-31
ONSIDE KICKS	0-4	0-0
RED-ZONE SCORES	(31-39) 79%	(43-48) 90%
RED-ZONE TOUCHDOWNS	(21-39) 54%	(28-48) 58%
PAT-ATTEMPTS	(34-35) 97%	(33-36) 92%
2-point conversion-attempts	(2-3) 67%	(2-5) 40%

SCORE BY QUARTERS	1st	2nd	3rd	4th	OT	Total
Colorado State	84	66	33	123	7	313
Opponents	64	88	86	102	15	355

INDIVIDUAL STATISTICS

RUSHING

	GP	Att	Gain	Loss	Net	Avg	TD	Lg	Avg/G
Vann Schield	9	90	394	5	389	4.3	3	52	43.2
Justin Marshall	3	57	314	3	311	5.5	2	21	103.7
Avery Morrow	9	81	273	11	262	3.2	2	13	29.1
Kobe Johnson	4	44	142	14	128	2.9	1	13	32.0
Damian Henderson II	2	12	55	5	50	4.2	0	11	25.0
KJ Edwards	1	2	18	0	18	9.0	0	12	18.0
Louis Brown IV	12	3	5	0	5	1.7	0	3	0.4
Peter Montini	11	2	2	0	2	1.0	0	2	0.2
Dallin Holker	12	1	1	0	1	1.0	1	1	0.1
Clay Millen	1	2	3	11	-8	-4.0	0	3	-8.0
B. Fowler-Nicolosi	12	33	71	98	-27	-0.8	1	9	-2.3
Team	12	5	0	25	-25	-5.0	0	0	-2.1
TOTAL	**12**	**332**	**1278**	**172**	**1106**	**3.3**	**10**	**52**	**92.2**
OPPONENTS	**12**	**485**	**2323**	**328**	**1995**	**4.1**	**18**	**53**	**166.3**

PASSING

	G	Effic	Cmp-Att-Int	Pct	Yds	TD	Lng	Avg/G
B. Fowler- Nicolosi	12	132.6	292-470-16	62.1	3460	22	76	288.3
Clay Millen	1	92.7	15-24-1	62.5	110	0	16	110.0
Tory Horton	12	311.6	2-3-1	66.7	72	1	42	6.0
Jackson Brousseau	1	100.4	1-2-0	50.0	12	0	12	12.0
Dane Olson	12	0.0	0-1-0	0.0	0	0	0	0.0
Giles Pooler	1	631.6	1-1-0	100.0	24	1	24	24.0
TOTAL	**12**	**132.4**	**311-501-18**	**62.1**	**3678**	**24**	**76**	**306.5**
OPPONENTS	**12**	**148.5**	**278-389-9**	**71.5**	**2996**	**20**	**76**	**249.7**

RECEIVING

	G	No.	Yds	Avg	TD	Long	Avg/G
Tory Horton	12	96	1136	11.8	8	76	94.7
Dallin Holker	12	64	767	12.0	6	42	63.9
Louis Brown IV	12	47	481	10.2	5	46	40.1
Justus Ross-Simmons	12	45	724	16.1	3	75	60.3
Dylan Goffney	11	23	298	13.0	2	42	27.1
Vann Schield	9	11	79	7.2	0	16	8.8
Dawson Menegatti	11	6	54	9.0	0	17	4.9
Kobe Johnson	4	4	32	8.0	0	13	8.0
Vince Brown II	12	4	32	8.0	0	11	2.7
Avery Morrow	9	3	8	2.7	0	14	0.9
Peter Montini	11	3	21	7.0	0	11	1.9
Justin Marshall	3	2	23	11.5	0	17	7.7
Dane Olson	12	1	16	16.0	0	16	1.3
Caleb Goodie	9	1	-1	-1.0	0	0	-0.1
Jamari Person	5	1	8	8.0	0	8	1.6
TOTAL	**12**	**311**	**3678**	**11.8**	**24**	**76**	**306.5**
OPPONENTS	**12**	**278**	**2996**	**10.8**	**20**	**76**	**249.7**

TOTAL OFFENSE

	G	Plays	Rush	Pass	Total	Avg/G
B. Fowler-Nicolosi	12	503	-27	3460	3433	286.1
Vann Schield	9	90	389	0	389	43.2
Justin Marshall	3	57	311	0	311	103.7
Avery Morrow	9	81	262	0	262	29.1
Kobe Johnson	4	44	128	0	128	32.0
Clay Millen	1	26	-8	110	102	102.0
Tory Horton	12	3	0	72	72	6.0
Damian Henderson II	2	12	50	0	50	25.0
Giles Pooler	1	1	0	24	24	24.0
KJ Edwards	1	2	18	0	18	18.0
Jackson Brousseau	1	2	0	12	12	12.0
Louis Brown IV	12	3	5	0	5	0.4
Peter Montini	11	2	2	0	2	0.2
Dallin Holker	12	1	1	0	1	0.1
Team	12	0	-25	0	-25	-2.1
TOTAL	12	833	1106	3678	4784	398.7
OPPONENTS	12	874	1995	2996	4991	415.9

ALL PURPOSE

	G	Rush	Rec	PR	KOR	IR	Tot	Avg/G
Tory Horton	12	0	1136	147	0	0	1283	106.9
Dallin Holker	12	1	767	0	0	0	768	64.0
Justus Ross-Simmons	12	0	724	0	0	0	724	60.3
Louis Brown IV	12	5	481	0	173	0	659	54.9
Dylan Goffney	11	0	298	3	176	0	477	43.4
Vann Schield	9	389	79	0	0	0	468	52.0
Justin Marshall	3	311	23	0	14	0	348	116.0
Kobe Johnson	4	128	32	0	179	0	339	84.8
Avery Morrow	9	262	8	0	23	0	293	32.6
Dawson Menegatti	11	0	54	0	0	0	54	4.9
Damian Henderson II	2	50	0	0	0	0	50	25.0
TJ Crandall	10	0	0	0	15	25	40	4.0
Vince Brown II	12	0	32	0	0	0	32	2.7
Peter Montini	11	2	21	0	0	0	23	2.1
Henry Blackburn	12	0	0	0	0	23	23	1.9
Jack Howell	12	0	0	0	0	23	23	1.9
KJ Edwards	1	18	0	0	0	0	18	18.0
Dane Olson	12	0	16	0	0	0	16	1.3
Jamari Person	5	0	8	0	0	0	8	1.6
Chigozie Anusiem	11	0	0	0	0	3	3	0.3
Caleb Goodie	9	0	-1	0	0	0	-1	-0.1
Clay Millen	1	-8	0	0	0	0	-8	-8.0
Brayden Fowler-Nicolosi	12	-27	0	0	0	0	-27	-2.3
Team	12	-25	0	0	0	0	-25	-2.1
TOTAL	**12**	**1106**	**3678**	**150**	**580**	**74**	**5588**	**465.7**
OPPONENTS	**12**	**1995**	**2996**	**93**	**320**	**229**	**5633**	**469.4**

PUNT RETURNS

	No.	Yds	Avg	TD	Long
Tory Horton	11	147	13.4	1	79
Dylan Goffney	1	3	3.0	0	3
Brandon Guzman	1	0	0.0	0	0
TOTAL	**13**	**150**	**11.5**	**1**	**79**
OPPONENTS	**13**	**93**	**7.2**	**0**	**28**

KICK RETURNS

	No.	Yds	Avg	TD	Long
Dylan Goffney	9	176	19.6	0	28
Louis Brown IV	9	173	19.2	0	32
Kobe Johnson	5	179	35.8	1	98
Avery Morrow	1	23	23.0	0	23
TJ Crandall	1	15	15.0	0	15
Justin Marshall	1	14	14.0	0	14
TOTAL	**26**	**580**	**22.3**	**1**	**98**
OPPONENTS	**15**	**320**	**21.3**	**0**	**34**

FUMBLE RETURNS

	No.	Yds	Avg	TD	Long
Ron Hardge III	1	45	45.0	1	45
Chase Wilson	1	8	8.0	0	8
Mohamed Kamara	1	5	5.0	1	5
Henry Blackburn	2	0	0.0	0	0
Tony Pierce, Jr.	1	0	0.0	0	0
Cam Bariteau	1	0	0.0	0	0
James Mitchell	1	0	0.0	0	0
Jack Howell	1	0	0.0	0	0
Vince Brown II	1	0	0.0	0	0
Buom Jock	1	0	0.0	0	0
TOTAL	**11**	**58**	**5.3**	**2**	**45**
OPPONENTS	**7**	**69**	**9.9**	**0**	**61**

INTERCEPTIONS

	No.	Yds	Avg	TD	Long
Henry Blackburn	3	23	7.7	0	23
Dom Jones	2	0	0.0	0	0
Chigozie Anusiem	1	3	3.0	0	3
Jack Howell	1	23	23.0	0	23
Nuer Gatkuoth	1	0	0.0	0	0
TJ Crandall	1	25	25.0	0	25
TOTAL	**9**	**74**	**8.2**	**0**	**25**
OPPONENTS	**18**	**229**	**12.7**	**3**	**80**

SCORING

			|------ PATs ------|					
	TD	FGs	Kick	Rush	Rcv	Pass	DXP	Saf	Points
Jordan Noyes	-	15-19	29-29	-	-	-	-	-	74
Tory Horton	9	-	-	-	1	1	-	-	56
Dallin Holker	7	-	-	-	-	-	-	-	42
Louis Brown IV	5	-	-	-	-	-	-	-	30
Vann Schield	3	-	-	-	-	-	-	-	18
Justus Ross-Simmons	3	-	-	-	-	-	-	-	18
Kobe Johnson	2	-	-	-	-	-	-	-	12
Avery Morrow	2	-	-	-	-	-	-	-	12
Dylan Goffney	2	-	-	-	-	-	-	-	12
Justin Marshall	2	-	-	-	-	-	-	-	12
Mohamed Kamara	1	-	-	-	-	-	-	1	8
B. Fowler-Nicolosi	1	-	-	-	1	1	-	-	8
Ron Hardge III	1	-	-	-	-	-	-	-	6
Ashton Wolff	-	-	5-6	-	-	-	-	-	5
TOTAL	**38**	**15-19**	**34-35**	**0**	**2**	**2**	**0**	**1**	**313**
OPPONENTS	**41**	**24-31**	**33-36**	**0**	**2**	**2**	**0**	**0**	**355**

FIELD GOALS

	FGM-FGA	Pct	1-19	20-29	30-39	40-49	50-99	Lg	Blk
Jordan Noyes	15-19	78.9	0-0	2-2	8-8	4-6	1-3	55	2
OPPONENTS	**24-31**	**77.4**	**0-0**	**7-7**	**7-8**	**7-11**	**3-5**	**55**	**1**

FG SEQUENCE

	CSU	OPPONENTS
Washington St.	(38)	(55)
at Colorado	(FK),52	39,(20),(41)
at Middle Tenn.	(32)	(31)
Utah Tech		(24),(52)
at Utah St.	(30)	(43),41
Boise St.	45,(48)	(49),(43),(29)
at UNLV	(33),(27),(55)	(42),(43),(25),(34),(46),(28)
Air Force	(40),(49)	(29)
at Wyoming	47	(30),55,52
San Diego St.	(34),(30)	(22),(38)
Nevada	(30),(42),(31)	(37),(31),43
at Hawaii	53,(22)	43,(35),45,(51)

Numbers in (parentheses) indicate field goal was made.

PUNTING

	No.	Yds	Avg	Long	TB	FC	I20	50+	Blkd
Paddy Turner	51	2212	43.4	65	2	11	18	11	0
Team	1	38	38.0	0	0	0	1	0	0
TOTAL	**52**	**2250**	**43.3**	**65**	**2**	**11**	**19**	**11**	**0**
OPPONENTS	**47**	**2127**	**45.3**	**72**	**6**	**12**	**19**	**11**	**0**

KICKOFFS

	No.	Yds	Avg	TB	OB	Retn	Net	YdLn
Bryan Hansen	45	2867	63.7	27	0			
Jordan Noyes	16	979	61.2	12	0			
TOTAL	**61**	**3846**	**63.0**	**39**	**0**	**14**	**38.6**	**26**
OPPONENTS	**72**	**4556**	**63.3**	**32**	**0**	**26**	**40.7**	**24**

2023 RESULTS

DATE	OPPONENT	W/L	SCORE	TIME	ATTEND
Sept. 2	Washington State	L	24-50	3:24	31,497
Sept. 16	at Colorado	L(ot2)	35-43	4:04	53,141
Sept. 23	at Middle Tenn.	W	31-23	3:17	19,807
Sept. 30	Utah Tech	W	41-20	4:25	27,932
Oct. 7	at Utah State	L	24-44	3:30	22,864
Oct. 14	Boise State	W	31-30	3:54	34,901
Oct. 21	at UNLV	L	23-25	3:03	22,585
Oct. 28	Air Force	L	13-30	3:12	22,570
Nov. 3	at Wyoming	L	15-24	3:21	27,905
Nov. 11	San Diego State	W	22-19	3:29	22,033
Nov. 18	Nevada	W	30-20	3:03	20,121
Nov. 25	at Hawaii	L	24-27	3:19	11,013

PARTICIPATION

	NAME	GP/GS	WSU	CU	MTSU	UTU	USU	BSU	UNLV	AF	WYO	SDSU	NEV	UH
0	Kobe Johnson	4/1	XXX	XXX	XXX	...	START	...	...	...	...	...	...	...
1	Chigozie Anusiem	11/11	START	START	START	START	START	START	START	START	...	START	START	START
2	Justus Ross-Simmons	12/9	START	START	START	START	XXX	XXX	XXX	START	START	START	START	START
3	Ron Hardge III	12/2	XXX	START	START	XXX	XXX	XXX	XXX	XXX	XXX	XXX	XXX	XXX
4	Louis Brown IV	12/7	START	START	START	XXX	START	START	START	XXX	XXX	XXX	XXX	START
5	Dallin Holker	12/12	START	START	START	START	START	START	START	START	START	START	START	START
6	Dylan Goffney	11/8	XXX	...	XXX	START	START	START	START	START	START	START	START	XXX
7	Dom Jones	12/6	START	XXX	XXX	XXX	XXX	START	XXX	XXX	START	START	START	START
8	Mohamed Kamara	12/11	START	START	XXX	START	START	START	START	START	START	START	START	START
8	Jackson Brousseau	1/0	...	...	...	XXX	...	...	...	...	...	...	...	...
9	Nuer Gatkuoth	10/10	START	START	START	START	START	START	...	START	...	START	START	START
10	Vince Brown II	12/0	XXX	XXX	XXX	XXX	XXX	XXX	XXX	XXX	XXX	XXX	XXX	XXX
11	Henry Blackburn	12/12	START	START	START	START	START	START	START	START	START	START	START	START
11	Clay Millen	1/1	START	...	...	...	...	...	...	...	...	...	...	...
12	Giles Pooler	1/0	...	...	XXX	...	...	...	...	...	...	...	...	...
12	Dominic Morris	10/6	XXX	XXX	XXX	XXX	START	START	...	...	START	START	START	START
13	Jordan Williams	9/0	XXX	XXX	XXX	XXX	XXX	...	...	...	XXX	XXX	XXX	XXX
14	Tory Horton	12/12	START	START	START	START	START	START	START	START	START	START	START	START
15	Ayden Hector	6/4	START	START	START	START	XXX	...	...	...	XXX	...	...	...
16	Brandon Guzman	12/0	XXX	XXX	XXX	XXX	XXX	XXX	XXX	XXX	XXX	XXX	XXX	XXX
16	Brayden Fowler-Nicolosi	12/11	XXX	START	START	START	START	START	START	START	START	START	START	START
17	Jack Howell	12/12	START	START	START	START	START	START	START	START	START	START	START	START
19	Tyrell Grayson	6/1	XXX	...	...	...	XXX	XXX	START	XXX	...	...	...	XXX
20	Jaylen Gardner	12/0	XXX	XXX	XXX	XXX	XXX	XXX	XXX	XXX	XXX	XXX	XXX	XXX
22	TJ Crandall	10/5	XXX	XXX	XXX	START	START	XXX	START	START	START	...	...	XXX
23	Jaseim Mitchell	3/0	XXX	XXX	XXX	...	...	...	...	...	...	...	...	...
24	Dawson Menegatti	11/0	XXX	XXX	XXX	XXX	XXX	XXX	XXX	XXX	XXX	XXX	...	XXX
25	Avery Morrow	9/5	START	START	START	...	...	...	START	XXX	XXX	XXX	START	XXX
28	Vann Schield	9/4	...	...	XXX	XXX	XXX	START	XXX	START	START	START	XXX	...
29	Justin Marshall	3/1	...	...	...	...	...	...	...	...	...	XXX	XXX	START
30	Chase Wilson	12/12	START	START	START	START	START	START	START	START	START	START	START	START
33	Trey Mejia-Paster	11/0	XXX	XXX	XXX	XXX	XXX	XXX	XXX	XXX	XXX	XXX	XXX	...
34	Tony Pierce, Jr.	12/3	XXX	XXX	START	XXX	XXX	XXX	START	XXX	START	XXX	XXX	XXX
34	Damian Henderson II	2/0	...	...	...	XXX	...	...	...	...	...	...	...	XXX
37	Jace Bellah	3/0	XXX	...	...	...	...	...	XXX	...	...	...	...	XXX
39	DeAndre Gill	4/0	...	...	...	...	...	...	XXX	...	XXX	...	XXX	XXX
40	KJ Edwards	1/0	...	...	...	...	XXX	...	...	...	...	...	...	...
41	Paddy Turner	12/0	XXX	XXX	XXX	XXX	XXX	XXX	XXX	XXX	XXX	XXX	XXX	XXX
42	Justin Sanchez	12/12	START	START	START	START	START	START	START	START	START	START	START	START
44	Peter Montini	11/0	XXX	XXX	XXX	XXX	XXX	XXX	...	XXX	XXX	XXX	XXX	XXX
46	Clay Nanke	2/0	XXX	...	...	...	...	...	XXX	...	...	...	...	...
47	Drew Rodriguez	1/0	...	...	...	...	...	XXX	...	...	...	...	...	...
49	Buom Jock	12/0	XXX	XXX	XXX	XXX	XXX	XXX	XXX	XXX	XXX	XXX	XXX	XXX
60	Cameron Cooper	3/0	XXX	XXX	...	XXX	...	...	...	...	...	...	...	...
61	Jake Dennis	12/0	XXX	XXX	XXX	XXX	XXX	XXX	XXX	XXX	XXX	XXX	XXX	XXX
64	Bobby Lawrence	12/0	XXX	XXX	XXX	XXX	XXX	XXX	XXX	XXX	XXX	XXX	XXX	XXX
66	Drew Cannon	12/12	START	START	START	START	START	START	START	START	START	START	START	START
67	Jordan Noyes	11/0	XXX	XXX	XXX	...	XXX	XXX	XXX	XXX	XXX	XXX	XXX	XXX
68	Drew Moss	12/12	START	START	START	START	START	START	START	START	START	START	START	START
70	Teivis Tuioti	10/0	...	...	XXX	XXX	XXX	XXX	XXX	XXX	XXX	XXX	XXX	XXX
71	Brian Crespo-Jaquez	1/0	...	...	...	XXX	...	...	...	...	...	...	...	...
73	Oliver Jervis	12/12	START	START	START	START	START	START	START	START	START	START	START	START
75	Jacob Gardner	12/12	START	START	START	START	START	START	START	START	START	START	START	START
76	Keegan Hamilton	1/0	...	...	...	XXX	...	...	...	...	...	...	...	...
77	Saveyon Henderson	12/12	START	START	START	START	START	START	START	START	START	START	START	START
78	Aaron Karas	11/0	XXX	...	XXX	XXX	XXX	XXX	XXX	XXX	XXX	XXX	XXX	XXX
81	Dane Olson	12/0	XXX	XXX	XXX	XXX	XXX	XXX	XXX	XXX	XXX	XXX	XXX	XXX
83	Bryan Hansen	9/0	...	...	...	XXX	XXX	XXX	XXX	XXX	XXX	XXX	XXX	XXX
86	Caleb Goodie	9/1	...	...	XXX	START	XXX	XXX	XXX	XXX	XXX	XXX	XXX	...
87	Mason Muaau	1/0	...	...	...	XXX	...	...	...	...	...	...	...	...
89	Jamari Person	5/0	...	XXX	...	XXX	XXX	...	...	...	...	XXX	XXX	...
90	Grady Kelly	12/12	START	START	START	START	START	START	START	START	START	START	START	START
91	James Mitchell	12/2	XXX	XXX	XXX	XXX	XXX	XXX	XXX	START	START	XXX	XXX	XXX
92	Mukendi Wa-Kalonji	12/0	XXX	XXX	XXX	XXX	XXX	XXX	XXX	XXX	XXX	XXX	XXX	XXX
93	Hidetora Hanada	2/0	...	...	...	...	...	...	...	XXX	XXX	...	...	...
94	Cam Bariteau	11/11	START	START	START	START	START	START	START	START	...	START	START	START
95	Tyler Quinn	12/0	XXX	XXX	XXX	XXX	XXX	XXX	XXX	XXX	XXX	XXX	XXX	XXX
95	Ashton Wolff	1/0	...	...	...	XXX	...	...	...	...	...	...	...	...
96	Marshon Oxley	11/0	XXX	...	XXX	XXX	XXX	XXX	XXX	XXX	XXX	XXX	XXX	XXX
97	Matt Thomas	12/0	XXX	XXX	XXX	XXX	XXX	XXX	XXX	XXX	XXX	XXX	XXX	XXX
98	Kennedy McDowell	6/0	XXX	XXX	XXX	XXX	XXX	XXX	...	...	...	...	...	...

DEFENSIVE STATS

			|-------Tackles-------|				|-Sacks-|	|---Pass Def---|			|-Fumbles-|		Blkd	
		GP	Solo	Ast	Total	TFL/Yds	No-Yards	Int-Yds	BrUp	QBH	Fr-Yds	FF	Kick	Saf
17	Jack Howell	12	50	64	114	0.5-2	.	1-23	3	3	1-0	1	.	.
30	Chase Wilson	12	44	63	107	8.5-38	3.5-31	.	3	1	1-8	.	.	.
42	Justin Sanchez	12	42	44	86	3-6	.	.	3	2	.	1	.	.
11	Henry Blackburn	12	40	35	75	7-24	2.5-17	3-23	.	1	2-0	.	.	.
1	Chigozie Anusiem	11	35	22	57	2.5-3	.	1-3	2	.	.	.	1	.
8	Mohamed Kamara	12	29	27	56	17-89	13-81	.	1	10	1-5	2	.	1
9	Nuer Gatkuoth	10	17	36	53	6.5-38	0.5-3	1-0	2	2	.	1	.	.
12	Dominic Morris	10	30	21	51	3.5-6	.	.	2	.	.	1	.	.
15	Ayden Hector	6	23	12	35	3.5-13	1-9	.	1	.	.	.	.	.
90	Grady Kelly	12	10	25	35	6.5-14	1.5-3	.	.	.	.	.	1	.
49	Buom Jock	12	14	20	34	0.5-2	.	.	.	.	1-0	.	.	.
34	Tony Pierce, Jr.	12	16	17	33	4.5-13	2.5-11	.	.	2	1-0	2	.	.
7	Dom Jones	12	23	9	32	.	.	2-0	3	.	.	.	.	.
96	Marshon Oxley	11	12	14	26	5.5-36	4-31	.	.	1	.	2	.	.
20	Jaylen Gardner	12	14	7	21	1.5-2	.	.	1	.	.	.	.	.
94	Cam Bariteau	11	9	11	20	4.5-16	1-6	.	.	1	1-0	.	.	.
91	James Mitchell	12	9	11	20	4.5-15	1.5-4	.	.	.	1-0	.	.	.
22	TJ Crandall	10	13	6	19	1-1	.	1-25	2	.	.	.	.	.
97	Matt Thomas	12	5	8	13	1-1	.	.	.	.	.	.	.	.
95	Tyler Quinn	12	2	11	13	1.5-4	1-3	.	.	.	.	.	.	.
92	Mukendi Wa-Kalonji	12	6	7	13	2-19	1-14	.	.	.	.	.	.	.
3	Ron Hardge III	12	6	6	12	.	.	.	2	.	1-45	.	.	.
19	Tyrell Grayson	6	4	6	10	.	.	.	2	.	.	.	.	.
33	Trey Mejia-Paster	11	3	7	10	.	.	.	.	1	.	.	.	.
44	Peter Montini	11	1	3	4	.	.	.	.	.	.	.	.	.
24	Dawson Menegatti	11	.	3	3	.	.	.	.	.	.	.	.	.
5	Dallin Holker	12	3	.	3	.	.	.	.	.	.	.	.	.
39	DeAndre Gill	4	1	2	3	1-2	.	.	.	.	.	.	.	.
98	Kennedy McDowell	6	1	2	3	.	.	.	.	1	.	.	.	.
47	Drew Rodriguez	1	1	2	3	.	.	.	.	.	.	.	.	.
93	Hidetora Hanada	2	.	3	3	.	.	.	.	.	.	.	.	.
16	Brandon Guzman	12	1	1	2	.	.	.	.	.	.	.	.	.
37	Jace Bellah	3	1	1	2	.	.	.	.	.	.	.	.	.
2	Justus Ross-Simmons	12	2	.	2	.	.	.	.	.	.	.	.	.
41	Paddy Turner	12	.	1	1	.	.	.	.	.	.	.	.	.
28	Vann Schield	9	1	.	1	.	.	.	.	.	.	.	.	.
78	Aaron Karas	11	.	1	1	.	.	.	.	.	.	.	.	.
83	Bryan Hansen	9	1	.	1	.	.	.	.	.	.	.	.	.
23	Jaseim Mitchell	3	.	1	1	.	.	.	.	.	.	.	.	.
86	Caleb Goodie	9	.	1	1	.	.	.	.	.	.	.	.	.
10	Vince Brown II	12	.	.	.	.	.	.	.	.	1-0	.	.	.
67	Jordan Noyes	11	.	.	.	.	.	.	.	.	.	.	.	.
	TOTALS	**12**	**474**	**510**	**984**	**86-344**	**33-213**	**9-74**	**27**	**25**	**11-58**	**10**	**2**	**1**
	OPPONENTS	**12**	**390**	**426**	**816**	**48-151**	**14-90**	**18-229**	**50**	**52**	**7-69**	**7**	**2**	**0**



PASSING GAME-BY-GAME

#16 Brayden Fowler-Nicolosi	Comp	Att	Int	Pct	Yards	TD	Long	Sack	Yds	Effic
Washington State	13	20	1	65.0	210	2	75	0	0	176.2
Colorado	34	47	3	72.3	367	3	46	3	8	146.2
Middle Tennessee	30	43	1	69.8	321	2	47	1	6	143.2
Utah Tech	26	32	2	81.3	462	4	76	1	4	231.3
Utah State	26	57	3	45.6	225	0	23	1	3	68.2
Boise State	32	54	1	59.3	359	3	44	2	18	129.7
UNLV	21	32	0	65.6	235	1	35	1	8	137.6
Air Force	28	45	0	62.2	297	1	61	2	19	125.0
Wyoming	24	42	2	57.1	220	2	26	1	8	107.3
San Diego State	17	30	1	56.7	202	0	41	0	0	106.6
Nevada	15	30	1	50.0	245	2	53	0	0	133.9
Hawaii	26	38	1	68.4	317	2	70	1	5	150.6
TOTALS	**292**	**470**	**16**	**62.1**	**3460**	**22**	**76**	**13**	**79**	**132.6**

#11 Clay Millen	Comp	Att	Int	Pct	Yards	TD	Long	Sack	Yds	Effic
Washington State	15	24	1	62.5	110	0	16	1	11	92.7

#14 Tory Horton	Comp	Att	Int	Pct	Yards	TD	Long	Sack	Yds	Effic
Colorado	1	1	0	100.0	30	1	30	0	0	682.0
UNLV	0	1	1	0.0	0	0	0	0	0	-200.0
San Diego State	1	1	0	100.0	42	0	42	0	0	452.8
TOTALS	**2**	**3**	**1**	**66.7**	**72**	**1**	**42**	**0**	**0**	**311.6**

#12 Giles Pooler	Comp	Att	Int	Pct	Yards	TD	Long	Sack	Yds	Effic
Middle Tennessee	1	1	0	100.0	24	1	24	0	0	631.6

#8 Jackson Brousseau	Comp	Att	Int	Pct	Yards	TD	Long	Sack	Yds	Effic
Utah Tech	1	2	0	50.0	12	0	12	0	0	100.4

RUSHING GAME-BY-GAME

	No-Yds/TD	WSU	CU	MTSU	UTU	USU	BSU	UNLV	AF	WYO	SDSU	NEV	UH
Vann Schield	90-389/3	DNP	DNP	6-12/0	16-54/1	5-29/1	15-51/1	11-90/0	14-53/0	7-32/0	13-55/0	3-13/0	DNP
Avery Morrow	81-262/2	11-29/0	19-51/0	6-20/0	DNP	DNP	DNP	18-49/1	-	11-39/0	7-24/0	9-50/1	-
Justin Marshall	57-311/2	DNP	DNP	DNP	DNP	DNP	DNP	DNP	DNP	DNP	18-119/1	19-98/0	20-94/1
Kobe Johnson	44-128/1	7-16/0	15-54/0	5-2/0	DNP	17-56/1	DNP	DNP	DNP	DNP	DNP	DNP	DNP
B. Fowler-Nicolosi	33-27/1	-	5--3/0	2--1/0	6-19/1	1--3/0	4--11/0	2--2/0	4--13/0	1--8/0	3--10/0	3-8/0	2--3/0
Damian Henderson II	12-50/0	DNP	DNP	DNP	7-31/0	DNP	DNP	DNP	DNP	DNP	DNP	DNP	5-19/0
Louis Brown IV	3-5/0	-	-	-	-	-	-	-	1-2/0	1-3/0	-	-	1-0/0
KJ Edwards	2-18/0	DNP	DNP	DNP	DNP	2-18/0	DNP	DNP	DNP	DNP	DNP	DNP	DNP
Peter Montini	2-2/0	-	-	-	-	-	2-2/0	DNP	-	-	-	-	-
Clay Millen	2-8/0	2--8/0	DNP	DNP	DNP	DNP	DNP	DNP	DNP	DNP	DNP	DNP	DNP
Dallin Holker	1-1/1	-	-	-	-	-	-	-	-	-	1-1/1	-	-

GAME-BY-GAME RECEIVING

	No-Yds/TD	WSU	CU	MTSU	UTU	USU	BSU	UNLV	AF	WYO	SDSU	NEV	UH
Tory Horton	96-1136/8	9-81/0	16-133/1	10-99/2	10-227/3	3-20/0	10-130/0	7-48/0	5-52/0	7-58/0	4-24/0	6-78/1	9-186/1
Dallin Holker	64-767/6	5-47/1	6-109/2	11-112/1	4-94/1	6-50/0	7-85/1	4-80/0	5-43/0	3-33/0	6-57/0	2-29/0	5-28/0
Louis Brown IV	47-481/5	4-35/0	10-131/1	1-15/0	-	6-54/0	4-33/1	5-29/0	5-37/0	5-55/1	1-9/0	1-38/1	5-45/1
Justus Ross-Simmons	45-724/3	5-123/1	3-24/0	6-84/0	4-48/0	2-22/0	-	4-76/1	8-128/1	3-37/0	4-89/0	3-63/0	3-30/0
Dylan Goffney	23-298/2	-	DNP	1-11/0	4-73/0	2-23/0	7-85/1	-	2-18/0	4-37/1	1-42/0	-	2-9/0
Vann Schield	11-79/0	DNP	DNP	1-12/0	2-13/0	2-9/0	-	1-2/0	2-18/0	1-2/0	2-23/0	-	DNP
Dawson Menegatti	6-54/0	1-17/0	-	-	1-12/0	-	1-5/0	-	1-1/0	-	-	DNP	2-19/0
Kobe Johnson	4-32/0	1-3/0	-	1-12/0	DNP	2-17/0	DNP	DNP	DNP	DNP	DNP	DNP	DNP
Vince Brown II	4-32/0	2-18/0	-	-	-	2-14/0	-	-	-	-	-	-	-
Peter Montini	3-21/0	-	-	-	-	-	3-21/0	DNP	-	-	-	-	-
Avery Morrow	3-8/0	1--4/0	-	-	DNP	DNP	DNP	-	-	1--2/0	-	1-14/0	-
Justin Marshall	2-23/0	DNP	DNP	DNP	DNP	DNP	DNP	DNP	DNP	DNP	-	2-23/0	-
Dane Olson	1-16/0	-	-	-	-	1-16/0	-	-	-	-	-	-	-
Jamari Person	1-8/0	DNP	-	DNP	1-8/0	-	DNP	DNP	DNP	DNP	-	-	DNP
Caleb Goodie	1--1/0	DNP	DNP	-	1--1/0	-	-	-	-	-	-	-	DNP

GAME-BY-GAME TACKLES

	S-A	Total	WSU	CU	MTSU	UTU	USU	BSU	UNLV	AF	WYO	SDSU	NEV	UH
Jack Howell	50-64	114	6-10	6-0	0-6	2-7	3-6	5-10	2-9	0-6	8-2	4-2	7-5	7-1
Chase Wilson	44-63	107	2-10	7-1	6-5	5-10	6-2	1-0	2-8	1-11	4-5	0-5	7-4	3-2
Justin Sanchez	42-44	86	3-5	5-0	7-4	0-6	5-9	3-6	2-4	3-3	4-2	4-3	1-1	5-1
Henry Blackburn	40-35	75	5-9	4-1	2-2	2-1	4-1	2-2	3-3	2-7	3-4	5-3	5-2	3-0
Chigozie Anusiem	35-22	57	2-5	5-0	5-2	3-0	3-0	1-3	6-5	0-1	DNP	2-2	3-4	5-0
Mohamed Kamara	29-27	56	1-2	4-1	2-0	3-5	3-2	0-3	3-4	1-4	3-0	4-1	3-4	2-1
Nuer Gatkuoth	17-36	53	0-1	4-0	4-3	1-7	1-5	1-4	DNP	3-12	DNP	1-1	0-2	2-1
Dominic Morris	30-21	51	2-1	1-0	2-2	3-2	1-1	1-6	DNP	DNP	3-2	4-2	4-4	9-1
Ayden Hector	23-12	35	4-6	10-0	5-2	3-0	1-4	DNP	DNP	DNP	-	DNP	DNP	DNP
Grady Kelly	10-25	35	0-3	1-1	2-3	1-2	3-2	1-1	1-3	0-5	1-2	0-2	0-1	-
Buom Jock	14-20	34	1-0	-	1-0	1-4	0-5	5-4	1-1	0-2	2-1	2-2	1-0	0-1
Tony Pierce, Jr.	16-17	33	1-0	3-0	1-1	0-1	2-0	1-5	1-3	0-4	3-0	0-2	4-1	-
Dom Jones	23-9	32	4-0	-	0-1	-	-	2-0	5-3	1-1	3-1	2-0	2-3	4-0
Marshon Oxley	12-14	26	2-2	DNP	-	0-2	3-2	0-1	4-2	0-1	1-1	2-3	-	-
Jaylen Gardner	14-7	21	1-1	1-0	-	2-0	1-1	1-2	4-1	1-1	1-0	1-1	1-0	-
James Mitchell	9-11	20	0-2	1-0	2-0	0-1	-	-	0-3	2-3	1-1	1-0	2-1	-
Cam Bariteau	9-11	20	0-1	2-0	-	0-1	0-1	1-2	1-0	0-3	DNP	1-2	1-1	3-0
TJ Crandall	13-6	19	-	-	4-0	2-1	2-1	-	1-0	2-2	1-2	DNP	DNP	1-0
Mukendi Wa-Kalonji	6-7	13	0-1	1-0	2-0	0-2	1-0	0-1	1-2	-	0-1	-	1-0	-
Matt Thomas	5-8	13	0-2	-	1-0	0-1	2-2	0-1	0-1	0-1	-	1-0	1-0	-
Tyler Quinn	2-11	13	0-1	-	0-3	0-1	0-2	0-1	0-1	0-2	1-0	-	1-0	-
Ron Hardge III	6-6	12	0-1	1-0	0-2	-	-	2-0	2-1	1-2	-	-	-	-
Tyrell Grayson	4-6	10	0-1	DNP	DNP	DNP	1-0	-	3-5	-	DNP	DNP	DNP	-
Trey Mejia-Paster	3-7	10	1-0	-	-	-	0-3	0-1	1-1	-	1-0	0-1	0-1	DNP
Peter Montini	1-3	4	0-1	1-0	-	-	0-1	-	DNP	-	-	0-1	-	-
Dallin Holker	3-0	3	-	1-0	-	-	-	1-0	-	-	1-0	-	-	-
DeAndre Gill	1-2	3	DNP	DNP	DNP	DNP	DNP	DNP	1-2	DNP	-	DNP	-	-
Drew Rodriguez	1-2	3	DNP	DNP	DNP	DNP	DNP	1-2	DNP	DNP	DNP	DNP	DNP	DNP
Kennedy McDowell	1-2	3	1-1	-	-	-	0-1	-	DNP	DNP	DNP	DNP	DNP	DNP
Dawson Menegatti	0-3	3	0-1	-	-	-	0-1	0-1	-	-	-	-	DNP	-
Hidetora Hanada	0-3	3	DNP	DNP	DNP	DNP	DNP	DNP	DNP	0-3	-	DNP	DNP	DNP
Justus Ross-Simmons	2-0	2	-	-	-	-	-	-	-	-	2-0	-	-	-
Brandon Guzman	1-1	2	1-0	-	-	-	-	-	-	-	-	0-1	-	-
Jace Bellah	1-1	2	0-1	DNP	DNP	DNP	DNP	DNP	1-0	DNP	DNP	DNP	DNP	-
Vann Schield	1-0	1	DNP	DNP	-	-	-	-	-	1-0	-	-	-	DNP
Bryan Hansen	1-0	1	DNP	DNP	DNP	-	-	-	1-0	-	-	-	-	-
Jaseim Mitchell	0-1	1	0-1	-	-	DNP	DNP	DNP	DNP	DNP	DNP	DNP	DNP	DNP
Paddy Turner	0-1	1	0-1	-	-	-	-	-	-	-	-	-	-	-
Aaron Karas	0-1	1	-	DNP	-	-	-	0-1	-	-	-	-	-	-
Caleb Goodie	0-1	1	DNP	DNP	-	-	-	0-1	-	-	-	-	-	DNP

GAME-BY-GAME SACKS

	UA-A	Total	WSU	CU	MTSU	UTU	USU	BSU	UNLV	AF	WYO	SDSU	NEV	UH
Mohamed Kamara	12-2	13	1-3	2-19	2-13	1.5-8	3-14	-	1-7	-	-	1-7	1-7	0.5-3
Marshon Oxley	4-0	4	-	DNP	-	-	1-11	-	1-4	-	1-7	1-9	-	-
Chase Wilson	3-1	3.5	-	-	-	-	1-6	-	-	-	1.5-8	-	1-17	-
Henry Blackburn	2-1	2.5	-	-	-	-	1-7	-	-	-	0.5-5	1-5	-	-
Tony Pierce, Jr.	2-1	2.5	1-5	1-4	-	-	-	-	-	-	-	-	0.5-2	-
Grady Kelly	1-1	1.5	-	-	-	1-2	-	-	-	0.5-1	-	-	-	-
James Mitchell	1-1	1.5	-	-	1-4	-	-	-	-	0.5-0	-	-	-	-
Ayden Hector	1-0	1	1-9	-	-	-	-	DNP	DNP	DNP	-	DNP	DNP	DNP
Mukendi Wa-Kalonji	1-0	1	-	1-14	-	-	-	-	-	-	-	-	-	-
Tyler Quinn	1-0	1	-	-	-	-	-	-	-	-	-	-	1-3	-
Cam Bariteau	0-2	1	-	-	-	0.5-3	-	-	-	-	DNP	-	0.5-3	-
Nuer Gatkuoth	0-1	0.5	-	-	-	-	-	-	DNP	-	DNP	-	-	0.5-3

GAME-BY-GAME TACKLES FOR LOSS

	UA-A	TOT	WSU	CU	MTSU	UTU	USU	BSU	UNLV	AF	WYO	SDSU	NEV	UH
Mohamed Kamara	14-6	17.0	1.0-3	2.0-19	2.0-13	3.0-12	3.0-14	0.5-1	1.5-8	-	-	1.0-7	2.5-9	0.5-3
Chase Wilson	4-9	8.5	1.5-2	-	0.5-1	0.5-1	1.0-6	-	-	0.5-0	2.5-10	-	2.0-18	-
Henry Blackburn	5-4	7.0	2.0-3	-	-	-	1.0-7	-	-	-	1.5-6	2.0-7	0.5-1	-
Grady Kelly	4-5	6.5	1.0-7	-	-	1.5-2	1.0-1	0.5-1	1.0-1	0.5-1	1.0-1	-	-	-
Nuer Gatkuoth	3-7	6.5	0.5-5	-	2.0-23	1.0-3	-	1.0-2	DNP	1.5-2	DNP	-	-	0.5-3
Marshon Oxley	5-1	5.5	-	DNP	-	-	1.0-11	-	2.5-9	-	1.0-7	1.0-9	-	-
Tony Pierce, Jr.	3-3	4.5	1.0-5	2.0-5	-	-	-	0.5-0	-	0.5-1	-	-	0.5-2	-
James Mitchell	3-3	4.5	-	-	1.0-4	-	-	-	1.0-3	0.5-0	-	-	2.0-8	-
Cam Bariteau	3-3	4.5	0.5-2	1.0-5	-	0.5-3	-	-	-	-	DNP	-	0.5-3	2.0-3
Dominic Morris	3-1	3.5	-	-	-	-	-	-	DNP	DNP	0.5-1	2.0-4	-	1.0-1
Ayden Hector	3-1	3.5	1.5-9	1.0-1	1.0-3	-	-	DNP	DNP	DNP	-	DNP	DNP	DNP
Justin Sanchez	2-2	3.0	0.5-1	1.0-1	-	-	-	-	-	1.0-4	0.5-0	-	-	-
Chigozie Anusiem	2-1	2.5	0.5-1	1.0-1	-	-	1.0-1	-	-	-	DNP	-	-	-
Mukendi Wa-Kalonji	2-0	2.0	-	1.0-14	-	-	-	-	-	-	-	-	1.0-5	-
Jaylen Gardner	1-1	1.5	-	-	-	-	-	0.5-0	-	-	-	1.0-2	-	-
Tyler Quinn	1-1	1.5	-	-	0.5-1	-	-	-	-	-	-	-	1.0-3	-
TJ Crandall	1-0	1.0	-	-	1.0-1	-	-	-	-	-	-	DNP	DNP	-
DeAndre Gill	1-0	1.0	DNP	DNP	DNP	DNP	DNP	DNP	1.0-2	DNP	-	DNP	-	-
Matt Thomas	1-0	1.0	-	-	-	-	1.0-1	-	-	-	-	-	-	-
Jack Howell	0-1	0.5	-	-	-	-	-	-	-	0.5-2	-	-	-	-
Buom Jock	0-1	0.5	-	-	-	0.5-2	-	-	-	-	-	-	-	-

GAME-BY-GAME PUNT RETURNS

	No.-Yds	WSU	CU	MTSU	UTU	USU	BSU	UNLV	AF	WYO	SDSU	NEV	UH
Tory Horton	11-147	1--3	2-28	-	2-10	2-86	-	2-16	1-3	-	1-7	-	-
Dylan Goffney	1-3	-	DNP	-	-	-	-	-	-	1-3	-	-	-
Brandon Guzman	1-0	-	-	-	-	-	-	-	-	-	-	-	1-0

GAME-BY-GAME KICK RETURNS

	No.-Yds	WSU	CU	MTSU	UTU	USU	BSU	UNLV	AF	WYO	SDSU	NEV	UH
Dylan Goffney	9-176	-	DNP	-	-	-	-	5-105	2-23	-	1-22	-	1-26
Louis Brown IV	9-173	-	-	2-33	2-57	4-61	1-22	-	-	-	-	-	-
Kobe Johnson	5-179	1-98	2-54	2-27	DNP	-	DNP	DNP	DNP	DNP	DNP	DNP	DNP
Avery Morrow	1-23	-	-	1-23	DNP	DNP	DNP	-	-	-	-	-	-
TJ Crandall	1-15	-	-	-	-	-	-	-	-	1-15	DNP	DNP	-
Justin Marshall	1-14	DNP	DNP	DNP	DNP	DNP	DNP	DNP	DNP	DNP	1-14	-	-

GAME-BY-GAME INTERCEPTION RETURNS

	No.-Yds	WSU	CU	MTSU	UTU	USU	BSU	UNLV	AF	WYO	SDSU	NEV	UH
Henry Blackburn	3-23	-	1-0	-	-	-	1-0	-	-	-	-	1-23	-
Dom Jones	2-0	-	-	-	-	1-0	-	-	-	1-0	-	-	-
TJ Crandall	1-25	-	-	-	-	1-25	-	-	-	-	DNP	DNP	-
Jack Howell	1-23	-	-	-	1-23	-	-	-	-	-	-	-	-
Chigozie Anusiem	1-3	-	-	-	-	-	1-3	-	-	DNP	-	-	-
Nuer Gatkuoth	1-0	-	-	-	-	-	-	DNP	-	DNP	-	1-0	-

GAME-BY-GAME FUMBLE RETURNS

	No.-Yds	WSU	CU	MTSU	UTU	USU	BSU	UNLV	AF	WYO	SDSU	NEV	UH
Henry Blackburn	2-0	-	-	-	-	1-0	-	-	-	-	1-0	-	-
Ron Hardge III	1-45	-	1-45	-	-	-	-	-	-	-	-	-	-
Chase Wilson	1-8	-	-	1-8	-	-	-	-	-	-	-	-	-
Mohamed Kamara	1-5	-	-	1-5	-	-	-	-	-	-	-	-	-
Vince Brown II	1-0	-	-	-	-	-	1-0	-	-	-	-	-	-
Jack Howell	1-0	-	-	-	-	1-0	-	-	-	-	-	-	-
Tony Pierce, Jr.	1-0	1-0	-	-	-	-	-	-	-	-	-	-	-
Buom Jock	1-0	-	-	-	-	-	1-0	-	-	-	-	-	-
James Mitchell	1-0	-	-	-	-	-	-	1-0	-	-	-	-	-
Cam Bariteau	1-0	1-0	-	-	-	-	-	-	-	DNP	-	-	-

GAME-BY-GAME ALL-PURPOSE YARDS

	TOTAL	WSU	CU	MTSU	UTU	USU	BSU	UNLV	AF	WYO	SDSU	NEV	UH
Tory Horton	1283	78	161	99	237	106	130	64	55	58	31	78	186
Dallin Holker	768	47	109	112	94	50	85	80	43	33	58	29	28
Justus Ross-Simmons	724	123	24	84	48	22	-	76	128	37	89	63	30
Louis Brown IV	659	35	131	48	57	115	55	29	39	58	9	38	45
Dylan Goffney	477	-	DNP	11	73	23	85	105	41	40	64	-	35
Vann Schield	468	DNP	DNP	24	67	38	51	92	71	34	78	13	DNP
Justin Marshall	348	DNP	DNP	DNP	DNP	DNP	DNP	DNP	DNP	DNP	133	121	94
Kobe Johnson	339	117	108	41	DNP	73	DNP	DNP	DNP	DNP	DNP	DNP	DNP
Avery Morrow	293	25	51	43	DNP	DNP	DNP	49	-	37	24	64	-
Dawson Menegatti	54	17	-	-	12	-	5	-	1	-	-	DNP	19
Damian Henderson II	50	DNP	DNP	DNP	31	DNP	DNP	DNP	DNP	DNP	DNP	DNP	19
TJ Crandall	40	-	-	-	-	25	-	-	-	15	DNP	DNP	-
Vince Brown II	32	18	-	-	-	14	-	-	-	-	-	-	-
Henry Blackburn	23	-	-	-	-	-	-	-	-	-	-	23	-
Jack Howell	23	-	-	-	23	-	-	-	-	-	-	-	-
Peter Montini	23	-	-	-	-	-	23	DNP	-	-	-	-	-
KJ Edwards	18	DNP	DNP	DNP	DNP	18	DNP	DNP	DNP	DNP	DNP	DNP	DNP
Dane Olson	16	-	-	-	-	16	-	-	-	-	-	-	-
Jamari Person	8	DNP	-	DNP	8	-	DNP	DNP	DNP	DNP	-	-	DNP
Chigozie Anusiem	3	-	-	-	-	-	3	-	-	DNP	-	-	-
Caleb Goodie	-1	DNP	DNP	-	-1	-	-	-	-	-	-	-	DNP
Clay Millen	-8	-8	DNP	DNP	DNP	DNP	DNP	DNP	DNP	DNP	DNP	DNP	DNP
Brayden Fowler-Nicolosi	-27	-	-3	-1	19	-3	-11	-2	-13	-8	-10	8	-3

GAME-BY-GAME TEAM COMPARISON

Opponent	Score	First Downs Total	First Downs Rush	First Downs Pass	First Downs Pen	Rushing Number-Yards	Passing Comp-Att-Int	Yards	Total Offense Plays-Yards	Return Yards	Turn-Overs
Washington St.	24-50	18/30	2/8	16/ 21	0/1	20-37/37-90	28-44-2/38-50-0	320/466	64-357/87-556	95/73	2/2
Colorado	35-43	24/24	5/5	17/ 15	2/4	39-102/25-70	35-48-3/38-47-1	397/348	87-499/72-418	127/126	4/2
Middle Tenn.	31-23	18/26	1/10	16/ 13	1/3	19-33/43-151	31-44-1/30-41-0	345/279	63-378/84-430	96/0	1/2
Utah Tech	41-20	25/18	3/7	20/8	2/3	29-104/35-164	27-34-2/21-33-1	474/185	63-578/68-349	90/0	3/1
Utah State	24-44	20/28	8/14	10/13	2/1	26-95/55-252	26-57-3/19-29-2	225/387	83-320/84-639	172/12	5/4
Boise State	31-30	21/23	2/13	18/7	1/3	21-42/43-246	32-54-1/15-24-2	359/138	75-401/67-384	25/39	1/4
UNLV	23-25	19/25	6/11	11/14	2/0	31-137/46-138	21-33-1/27-36-0	235/353	64-372/82-491	121/190	1/1
Air Force	13-30	17/18	4/13	13/2	0/3	19-42/57-261	28-45-0/4-7-0	297/32	64-339/64-293	26/8	1/0
Wyoming	15-24	20/21	4/12	13/8	3/1	21-54/45-194	24-42-2/15-22-1	220/140	63-274/67-334	18/71	3/1
San Diego State	22-19	22/17	10/7	10/7	2/3	44-183/32-145	18-31-1/19-25-0	244/128	75-427/57-273	43/77	2/1
Nevada	30-20	23/21	12/7	9/12	2/2	34-169/43-133	15-31-1/21-30-2	245/194	65-414/73-327	23/111	1/2
Hawaii	24-27	21/26	6/8	12/16	3/2	29-108/24-151	26-38-1/31-45-0	317/346	67-425/69-497	26/4	1/0
TOTALS	**313-355**	**248/277**	**63/115**	**165/136**	**20/26**	**332-1106/485-1995**	**311-501-18/278-389-9**	**3678/2996**	**833-4784/874-4991**	**862/711**	**25/20**

Note: Game totals are displayed in the format TEAM/OPPONENT for each category

Opponent	3rd Down Conversions	4th Down Conversions	Time of Possession	TOP Margin	Avg Yds/Rush	Avg Yds/Pass	Avg Yds/Play	Punting Number-Avg	Penalties Number-Yards	Sacks
Washington State	5-14/11-17	1-3/0-2	22:32/37:28	-14:56	1.9/2.4	7.3/9.3	5.6/6.4	5-48.6/3-44.3	4-40.0/3-20.0	3/1
Colorado	10-20/4-13	0-1/0-0	34:37/25:23	09:14	2.6/2.8	8.3/7.4	5.7/5.8	6-42.2/5-48.4	17-182.0/10-87.0	4/3
Middle Tennessee	8-15/7-17	1-1/2-4	26:03/33:57	-07:54	1.7/3.5	7.8/6.8	6.0/5.1	5-38.4/5-40.2	11-90.0/6-65.0	3/1
Utah Tech	3-8/7-16	0-1/1-3	25:41/34:19	-08:38	3.6/4.7	13.9/5.6	9.2/5.1	1-48.0/4-44.8	8-80.0/4-45.0	3/1
Utah State	6-19/8-17	1-2/0-0	27:10/32:50	-05:40	3.7/4.6	3.9/13.3	3.9/7.6	6-45.0/5-43.4	8-55.0/7-70.0	6/1
Boise State	7-17/4-11	0-1/0-0	25:37/34:23	-08:46	2.0/5.7	6.6/5.8	5.3/5.7	6-42.8/3-41.7	11-84.0/9-73.0	0/2
UNLV	7-16/9-19	1-1/1-1	26:05/33:55	-07:50	4.4/3.0	7.1/9.8	5.8/6.0	5-37.6/3-53.0	4-20.0/6-55.0	2/1
Air Force	5-13/8-15	0-3/1-1	24:02/35:58	-11:56	2.2/4.6	6.6/4.6	5.3/4.6	3-49.3/4-44.0	5-54.0/2-15.0	1/2
Wyoming	0-10/5-12	2-3/0-1	23:20/36:40	-13:20	2.6/4.3	5.2/6.4	4.3/5.0	4-44.5/3-50.3	3-25.0/10-110.0	3/1
San Diego State	9-17/5-14	1-1/1-1	30:18/28:13	02:05	4.2/4.5	7.9/5.1	5.7/4.8	5-41.8/5-49.4	11-111.0/4-45.0	3/0
Nevada	4-11/5-15	0-0/2-2	24:30/35:30	-11:00	5.0/3.1	7.9/6.5	6.4/4.5	4-38.3/4-43.5	5-44.0/7-70.0	4/0
Hawaii	8-15/6-13	1-2/1-1	29:12/30:48	-01:36	3.7/6.3	8.3/7.7	6.3/7.2	2-55.5/3-41.0	5-53.0/9-89.0	1/1
TOTALS	**72-175/79-179**	**8-19/9-16**	**319:07/399:24**	**-80:17**	**3.3/4.1**	**7.3/7.7**	**5.7/5.7**	**52-43.3/47-45.3**	**92-838.0/77-744.0**	**33/14**

COLORADO STATE INSIDE OPPONENT RED-ZONE

Opponent	Score	Times In RZ	Times Scored	Pts	Total TDs	Rush TDs	Pass TDs	FGs Made	|-------Failed to score inside RZ-------| FGA	Downs	Int	Fumb	Half	Game
Washington State	L, 24-50	2	2	10	1	0	1	1	1	0	0	0	0	0
at Colorado	L, 35-43	5	2	14	2	0	2	0	0	0	2	1	0	0
at Middle Tennessee	W, 31-23	3	3	17	2	0	2	1	1	0	0	0	0	0
Utah Tech	W, 41-20	6	3	20	3	2	1	0	0	1	1	0	0	1
at Utah State	L, 24-44	3	2	10	1	1	0	1	1	0	0	1	0	0
Boise State	W, 31-30	3	3	21	3	1	2	0	0	0	0	0	0	0
at UNLV	L, 23-25	4	4	20	2	1	1	2	2	0	0	0	0	0
Air Force	L, 13-30	1	0	0	0	0	0	0	0	1	0	0	0	0
at Wyoming	L, 15-24	2	2	15	2	0	2	0	0	0	0	0	0	0
San Diego State	W, 22-19	4	4	20	2	2	0	2	2	0	0	0	0	0
Nevada	W, 30-20	4	4	20	2	1	1	2	2	0	0	0	0	0
at Hawaii	L, 24-27	2	2	9	1	0	1	1	1	0	0	0	0	0
TOTALS 31 of 39 (79.5%)		**39**	**31**	**176**	**21**	**8**	**13**	**10**	**10**	**2**	**3**	**2**	**0**	**1**

OPPONENTS INSIDE COLORADO STATE RED-ZONE

Opponent	Score	Times In RZ	Times Scored	Pts	Total TDs	Rush TDs	Pass TDs	FGs Made	|-------Failed to score inside RZ-------| FGA	Downs	Int	Fumb	Half	Game
Washington State	L, 24-50	7	5	34	5	3	2	0	0	1	0	1	0	0
Colorado	L, 35-43	4	4	22	2	0	2	2	2	0	0	0	0	0
Middle Tennessee	W, 31-23	3	3	16	2	1	1	1	1	0	0	0	0	0
Utah Tech	W, 41-20	3	2	10	1	0	1	1	1	0	1	0	0	0
Utah State	L, 24-44	3	3	16	2	0	2	1	1	0	0	0	0	0
Boise State	W, 31-30	4	4	24	3	3	0	1	1	0	0	0	0	0
UNLV	L, 23-25	4	4	16	1	1	0	3	3	0	0	0	0	0
Air Force	L, 13-30	5	5	30	4	3	1	1	1	0	0	0	0	0
Wyoming	L, 15-24	5	4	24	3	1	2	1	1	1	0	0	0	0
San Diego State	W, 22-19	3	3	16	2	2	0	1	1	0	0	0	0	0
Nevada	W, 30-20	4	3	13	1	1	0	2	3	0	0	0	0	0
Hawaii	L, 24-27	3	3	17	2	1	1	1	1	0	0	0	0	0
TOTALS 43 OF 48 (89.6%)		**48**	**43**	**238**	**28**	**16**	**12**	**15**	**16**	**2**	**1**	**1**	**0**	**0**

3RD-DOWN CONVERSIONS

Opponent	Score	Overall		1st Qtr		2nd Qtr		3rd Qtr		4th Qtr		Overtime	
Washington State	L, 24-50	5-14	35.7	1-4	25.0	0-3	0.0	0-3	0.0	4-4	100.0	0-0	0.0
at Colorado	Lot2, 35-43	10-20	50.0	1-4	25.0	4-6	66.7	0-2	0.0	4-6	66.7	1-2	50.0
at Middle Tennessee	W, 31-23	8-15	53.3	2-4	50.0	1-4	25.0	4-5	80.0	1-2	50.0	0-0	0.0
Utah Tech	W, 41-20	3-8	37.5	1-1	100.0	0-2	0.0	1-3	33.3	1-2	50.0	0-0	0.0
at Utah State	L, 24-44	6-19	31.6	1-5	20.0	2-5	40.0	3-6	50.0	0-3	0.0	0-0	0.0
Boise State	W, 31-30	7-17	41.2	0-4	0.0	1-4	25.0	4-5	80.0	2-4	50.0	0-0	0.0
at UNLV	L, 23-25	7-16	43.8	0-3	0.0	4-7	57.1	1-3	33.3	2-3	66.7	0-0	0.0
Air Force	L, 13-30	5-13	38.5	1-3	33.3	1-3	33.3	1-3	33.3	2-4	50.0	0-0	0.0
at Wyoming	L, 15-24	0-10	0.0	0-2	0.0	0-2	0.0	0-2	0.0	0-4	0.0	0-0	0.0
San Diego State	W, 22-19	9-17	52.9	1-5	20.0	3-5	60.0	3-5	60.0	2-2	100.0	0-0	0.0
Nevada	W, 30-20	4-11	36.4	2-2	100.0	0-3	0.0	1-3	33.3	1-3	33.3	0-0	0.0
at Hawaii	L, 24-27	8-15	53.3	3-3	100.0	3-6	50.0	0-2	0.0	2-4	50.0	0-0	0.0
Colorado State		**72-175**	**41.1**	**13-40**	**32.5**	**19-50**	**38.0**	**18-42**	**42.9**	**21-41**	**51.2**	**1-2**	**50.0**
Opponents		**79-179**	**44.1**	**18-41**	**43.9**	**23-50**	**46.0**	**23-46**	**50.0**	**15-42**	**35.7**	**0-0**	**0.0**

4TH-DOWN CONVERSIONS

Opponent	Score	Overall		1st Qtr		2nd Qtr		3rd Qtr		4th Qtr		Overtime	
Washington State	L, 24-50	1-3	33.3	0-0	0.0	0-1	0.0	1-2	50.0	0-0	0.0	0-0	0.0
at Colorado	Lot2, 35-43	0-1	0.0	0-0	0.0	0-0	0.0	0-0	0.0	0-0	0.0	0-1	0.0
at Middle Tennessee	W, 31-23	1-1	100.0	1-1	100.0	0-0	0.0	0-0	0.0	0-0	0.0	0-0	0.0
Utah Tech	W, 41-20	0-1	0.0	0-0	0.0	0-1	0.0	0-0	0.0	0-0	0.0	0-0	0.0
at Utah State	L, 24-44	1-2	50.0	0-0	0.0	0-0	0.0	1-1	100.0	0-1	0.0	0-0	0.0
Boise State	W, 31-30	0-1	0.0	0-0	0.0	0-0	0.0	0-0	0.0	0-1	0.0	0-0	0.0
at UNLV	L, 23-25	1-1	100.0	0-0	0.0	1-1	100.0	0-0	0.0	0-0	0.0	0-0	0.0
Air Force	L, 13-30	0-3	0.0	0-1	0.0	0-0	0.0	0-0	0.0	0-2	0.0	0-0	0.0
at Wyoming	L, 15-24	2-3	66.7	0-0	0.0	0-0	0.0	0-0	0.0	2-3	66.7	0-0	0.0
San Diego State	W, 22-19	1-1	100.0	0-0	0.0	1-1	100.0	0-0	0.0	0-0	0.0	0-0	0.0
Nevada	W, 30-20	0-0	0.0	0-0	0.0	0-0	0.0	0-0	0.0	0-0	0.0	0-0	0.0
at Hawaii	L, 24-27	1-2	50.0	0-0	0.0	0-1	0.0	0-0	0.0	1-1	100.0	0-0	0.0
Colorado State		**8-19**	**42.1**	**1-2**	**50.0**	**2-5**	**40.0**	**2-3**	**66.7**	**3-8**	**37.5**	**0-1**	**0.0**
Opponents		**9-16**	**56.3**	**2-2**	**100.0**	**0-1**	**0.0**	**2-4**	**50.0**	**5-9**	**55.6**	**0-0**	**0.0**

OFFENSIVE GAME-BY-GAME STARTERS

Opponent	QB	RB	WR	WR	WR	LT	LG	C	RG	RT	WR/TE
Washington State	Millen	Morrow	Horton	Ross-Simmons	Brown	Henderson	Jervis	Gardner	Cannon	Moss	Holker (TE)
at Colorado	Fow.-Nic.	Morrow	Horton	Ross-Simmons	Brown	Henderson	Jervis	Gardner	Cannon	Moss	Holker (TE)
at Middle Tenn.	Fow.-Nic.	Morrow	Horton	Ross-Simmons	Brown	Henderson	Jervis	Gardner	Cannon	Moss	Holker (TE)
Utah Tech	Fow.-Nic.	Goodie (WR)	Horton	Ross-Simmons	Goffney	Henderson	Jervis	Gardner	Cannon	Moss	Holker (TE)
at Utah State	Fow.-Nic.	Johnson	Horton	Brown	Goffney	Henderson	Jervis	Gardner	Cannon	Moss	Holker (TE)
Boise State	Fow.-Nic.	Schield	Horton	Brown	Goffney	Henderson	Jervis	Gardner	Cannon	Moss	Holker (TE)
at UNLV	Fow.-Nic.	Morrow	Horton	Brown	Goffney	Henderson	Jervis	Gardner	Cannon	Moss	Holker (TE)
Air Force	Fow.-Nic.	Schield	Horton	Brown	Goffney	Henderson	Jervis	Gardner	Cannon	Moss	Holker (TE)
at Wyoming	Fow.-Nic.	Schield	Horton	Ross-Simmons	Goffney	Henderson	Jervis	Gardner	Cannon	Moss	Holker (TE)
San Diego State	Fow.-Nic.	Schield	Horton	Ross-Simmons	Goffney	Henderson	Jervis	Gardner	Cannon	Moss	Holker (TE)
Nevada	Fow.-Nic.	Morrow	Horton	Ross-Simmons	Goffney	Henderson	Jervis	Gardner	Cannon	Moss	Holker (TE)
at Hawaii	Fow.-Nic.	Marshall	Horton	Ross-Simmons	Brown	Henderson	Jervis	Gardner	Cannon	Moss	Holker (TE)

DEFENSIVE GAME-BY-GAME STARTERS

Opponent	DE	DT	DT	DE	LB	LB	CB	S	S	CB	NK
Washington State	Gatkuoth	Kelly	Bariteau	Kamara	Wilson	Sanchez	Anusiem	Howell	Blackburn	Jones	Hector
at Colorado	Gatkuoth	Kelly	Bariteau	Kamara	Wilson	Sanchez	Anusiem	Howell	Blackburn	Hardge	Hector
at Middle Tenn.	Gatkuoth	Kelly	Bariteau	Pierce	Wilson	Sanchez	Anusiem	Howell	Blackburn	Hardge	Hector
Utah Tech	Gatkuoth	Kelly	Bariteau	Kamara	Wilson	Sanchez	Anusiem	Howell	Blackburn	Crandall	Hector
at Utah State	Gatkuoth	Kelly	Bariteau	Kamara	Wilson	Sanchez	Anusiem	Howell	Blackburn	Crandall	Morris
Boise State	Gatkuoth	Kelly	Bariteau	Kamara	Wilson	Sanchez	Anusiem	Howell	Blackburn	Jones	Morris
at UNLV	Pierce, Jr.	Kelly	Bariteau	Kamara	Wilson	Sanchez	Anusiem	Howell	Blackburn	Jones	Grayson
Air Force	Gatkuoth	Kelly	Bariteau	Kamara	Wilson	Sanchez	Anusiem	Howell	Blackburn	Jones	Mitchell (DL)
at Wyoming	Pierce, Jr.	Kelly	Mitchell	Kamara	Wilson	Sanchez	Crandall	Howell	Blackburn	Jones	Morris
San Diego State	Gatkouth	Kelly	Bariteau	Kamara	Wilson	Sanchez	Anusiem	Howell	Blackburn	Jones	Morris
Nevada	Gatkouth	Kelly	Bariteau	Kamara	Wilson	Sanchez	Anusiem	Howell	Blackburn	Jones	Morris
at Hawaii	Gatkuoth	Kelly	Bariteau	Kamara	Wilson	Sanchez	Anusiem	Howell	Blackburn	Jones	Morris

GAME-BY-GAME NOTABLES

Opponent	Captains	Coin Toss	Kick/ Receive	1st Poss.	Game Time	Game Length	Helmet	Jerseys	Pants	Result
Washington State	Season	Won	Kick	FG	5:08	3:24	Green	Green	Gold	L, 24-50
at Colorado	Season	Lost	Receive	Punt	8:21	4:03	Green	White	Gold	L, 35-43(2OT)
at Middle Tennessee	Season	Lost	Kick	FG	6:02	3:16	Green	White	Gold	W, 31-23
Utah Tech	Season	Won	Receive	TD	5:02	4:25	Aggie	Orange	White	W, 41-20
at Utah State	Season	Won	Receive	Punt	6:05	3:30	Green	White	Gold	L, 24-44
Boise State	Season	Lost	Receive	Punt	8:00	3:54	Green	Green	Gold	W, 31-30
at UNLV	Season	Lost	Receive	Punt	4:02	3:02	Green	White	Gold	L, 23-25
Air Force	Season	Won	Receive	Downs	5:09	3:12	Pride	Pride	Pride	L, 13-30
at Wyoming	Season	Loss	Receive	Punt	6:03	3:21	Green	White	Gold	L, 15-24
San Diego State	Season	Won	Kick	Punt	5:03	3:28	Green	Green	Gold	W, 22-19
Nevada	Season	Won	Kick	TD	1:02	3:03	Green	Green	Gold	W, 30-20
at Hawaii	Season	Loss	Receive	Punt	6:07	3:19	Green	White	Gold	L, 24-27

INDIVIDUAL GAME HIGHS (LAST TIME)

Rushes	20	Justin Marshall at Hawaii (11/25/2023)
Yards Rushing	119	Justin Marshall vs San Diego St. (11/11/2023)
TD Rushes	1	Multiple Times
Long Rush	52	Vann Schield at UNLV (10/21/2023)
Pass Attempts	57	Brayden Fowler-Nicolosi at Utah St. (10/07/2023)
Pass Completions	34	Brayden Fowler-Nicolosi at Colorado (09/16/2023)
Yards Passing	462	B. Fowler-Nicolosi vs Utah Tech (09/30/2023)
TD Passes	4	B. Fowler-Nicolosi vs Utah Tech (09/30/2023)
Long Pass	76	B. Fowler-Nicolosi vs Utah Tech (09/30/2023)
Receptions	16	Tory Horton at Colorado (09/16/2023)
Yards Receiving	227	Tory Horton vs Utah Tech (09/30/2023)
TD Receptions	3	Tory Horton vs Utah Tech (09/30/2023)
Long Reception	76	Tory Horton vs Utah Tech (09/30/2023)
Punts	6	Paddy Turner vs Boise St. (10/14/2023)
	6	Paddy Turner at Utah St. (10/07/2023)
	6	Paddy Turner at Colorado (09/16/2023)
Punting Avg	55.5	Paddy Turner at Hawaii (11/25/2023)
Long Punt	65	Paddy Turner at Utah St. (10/07/2023)
Punts Inside 20	3	Paddy Turner vs Boise St. (10/14/2023)
Long Punt Return	79	Tory Horton at Utah St. (10/07/2023)
Long KOR	98	Kobe Johnson vs Washington St. (09/02/2023)
Tackles	16	Jack Howell vs Washington St. (09/02/2023)
Sacks	3	Mohamed Kamara at Utah St. (10/07/2023)
TFL	3	Mohamed Kamara at Utah St. (10/07/2023)
	3	Mohamed Kamara vs Utah Tech (09/30/2023)

TEAM GAME HIGHS (LAST TIME)

Rushes	44	San Diego St. (11/11/2023)
Yards Rushing	183	San Diego St. (11/11/2023)
Yards Per Rush	5.0	Nevada (11/18/2023)
TD Rushes	2	San Diego St. (11/11/2023)
	2	at Utah St. (10/07/2023)
	2	Utah Tech (09/30/2023)
Pass Attempts	57	at Utah St. (10/07/2023)
Pass Completions	35	at Colorado (09/16/2023)
Yards Passing	474	Utah Tech (09/30/2023)
Yards Per Pass	13.9	Utah Tech (09/30/2023)
TD Passes	4	Utah Tech (09/30/2023)
	4	at Colorado (09/16/2023)
Total Plays	87	at Colorado (09/16/2023)
Total Offense	578	Utah Tech (09/30/2023)
Yards Per Play	9.2	Utah Tech (09/30/2023)
Points	41	Utah Tech (09/30/2023)
Sacks By	6	at Utah St. (10/07/2023)
First Downs	25	Utah Tech (09/30/2023)
Penalties	17	at Colorado (09/16/2023)
Penalty Yards	182	at Colorado (09/16/2023)
Turnovers	5	at Utah St. (10/07/2023)
Punts	6	Boise St. (10/14/2023)
	6	at Utah St. (10/07/2023)
	6	at Colorado (09/16/2023)
Punting Avg	55.5	at Hawaii (11/25/2023)
Long Punt	65	at Utah St. (10/07/2023)
Punts Inside 20	3	Nevada (11/18/2023)
	3	Boise St. (10/14/2023)
Long Punt Return	79	at Utah St. (10/07/2023)

OPPONENT INDIVIDUAL GAME HIGHS (LAST TIME)

Rushes	31	Ashton Jeanty vs Boise St. (10/14/2023)
Yards Rushing	212	Ashton Jeanty vs Boise St. (10/14/2023)
TD Rushes	3	Ashton Jeanty vs Boise St. (10/14/2023)
Long Rush	53	Emmanuel Michel vs Air Force (10/28/2023)
Pass Attempts	49	Cameron Ward vs Washington St. (09/02/2023)
Pass Completions	38	Shedeur Sanders at Colorado (09/16/2023)
Yards Passing	451	Cameron Ward vs Washington St. (09/02/2023)
TD Passes	4	Cooper Legas at Utah St. (10/07/2023)
	4	Shedeur Sanders at Colorado (09/16/2023)
Long Pass	76	Cooper Legas at Utah St. (10/07/2023)
Receptions	11	Elijah Metcalf at Middle Tenn. (09/23/2023)
	11	Lincoln Victor vs Washington St. (09/02/2023)
Yards Receiving	168	Lincoln Victor vs Washington St. (09/02/2023)
TD Receptions	2	Multiple Times
Long Reception	76	Terrell Vaughn at Utah St. (10/07/2023)
Field Goals	6	Jose Pizano at UNLV (10/21/2023)
Long Field Goals	55	Dean Janikowski vs Washington St. (09/02/2023)
Punts	5	Jack Browning vs San Diego St. (11/11/2023)
	5	Mark Vassett at Colorado (09/16/2023)
Punting Avg	53.0	Marshall Nichols at UNLV (10/21/2023)
Long Punt	72	Clayton Stewart at Wyoming (11/03/2023)
Punts Inside 20	4	Jack Browning vs San Diego St. (11/11/2023)
Long Punt Return	28	Jacob De Jesus at UNLV (10/21/2023)
Long KOR	34	Donavyn Lester at UNLV (10/21/2023)
Tackles	15	Josh Hunter vs San Diego St. (11/11/2023)
	15	Juwan Mitchell at Colorado (09/16/2023)
Sacks	1	Multiple Times
TFL	3.5	Syrus Webster vs Utah Tech (09/30/2023)
Interceptions	2	Ike Larsen at Utah St. (10/07/2023)

OPPONENT TEAM GAME HIGHS (LAST TIME)

Rushes	57	Air Force (10/28/2023)
Yards Rushing	261	Air Force (10/28/2023)
Yards Per Rush	6.3	at Hawaii (11/25/2023)
TD Rushes	3	Multiple Times
Pass Attempts	50	Washington St. (09/02/2023)
Pass Completions	38	at Colorado (09/16/2023)
	38	Washington St. (09/02/2023)
Yards Passing	466	Washington St. (09/02/2023)
Yards Per Pass	13.3	at Utah St. (10/07/2023)
TD Passes	4	at Utah St. (10/07/2023)
	4	at Colorado (09/16/2023)
Total Plays	87	Washington St. (09/02/2023)
Total Offense	639	at Utah St. (10/07/2023)
Yards Per Play	7.6	at Utah St. (10/07/2023)
Points	50	Washington St. (09/02/2023)
Sacks By	3	at Colorado (09/16/2023)
First Downs	30	Washington St. (09/02/2023)
Penalties	10	at Wyoming (11/03/2023)
	10	at Colorado (09/16/2023)
Penalty Yards	110	at Wyoming (11/03/2023)
Turnovers	4	Boise St. (10/14/2023)
	4	at Utah St. (10/07/2023)
Punts	5	Multiple Times)
Punting Avg	53.0	at UNLV (10/21/2023)
Long Punt	72	at Wyoming (11/03/2023)
Punts Inside 20	4	San Diego St. (11/11/2023)
	4	at Middle Tenn. (09/23/2023)
Long Punt Return	28	at UNLV (10/21/2023)

GAME OPENING DRIVES

	---------CSU----------				----------OPP----------			
	Plays	Yds.	TOP	Result	Plays	Yds.	TOP	Result
Washington State	12	55	4:29	FG	4	11	1:04	Punt
at Colorado	3	-17	1:46	Punt	3	-1	1:02	INT
at Middle Tenn.	13	67	4:06	FG	5	17	1:28	Punt
Utah Tech	8	85	4:07	TD	7	59	4:18	INT
at Utah State	3	9	1:22	Punt	3	5	0:51	Punt
Boise State	3	-3	2:01	Punt	8	68	3:56	TD
at UNLV	3	3	1:19	Punt	9	32	3:50	Fumble
Air Force	7	44	3:08	Downs	12	54	6:44	TD
at Wyoming	5	9	2:25	Punt	12	66	6:21	FG
San Diego State	3	5	0:49	Punt	3	-4	1:29	Punt
Nevada	4	24	1:05	TD	3	2	1:10	INT
at Hawaii	9	75	3:38	TD	9	32	3:34	Punt

SECOND HALF OPENING DRIVES

	---------CSU----------				----------OPP----------			
	Plays	Yds.	TOP	Result	Plays	Yds.	TOP	Result
Washington State	3	2	1:04	Punt	6	70	2:38	TD
at Colorado	6	53	2:21	Fumble	3	-1	1:51	Punt
at Middle Tenn.	3	-6	0:57	Punt	4	20	2:29	Punt
Utah Tech	3	9	1:55	Punt	3	9	1:55	Punt
at Utah State	3	-4	0:53	Punt	3	75	1:11	TD
Boise State	10	56	3:18	TD	3	3	1:44	Punt
at UNLV	4	4	1:58	Punt	12	36	3:34	FG
Air Force	6	22	2:08	Punt	10	75	6:02	TD
at Wyoming	3	5	1:08	INT	9	40	5:39	Miss FG
San Diego State	6	10	1:53	Punt	6	71	2:57	FG
Nevada	7	61	2:20	FG	12	75	5:46	TD
at Hawaii	3	0	1:04	Punt	3	1	1:30	Punt

GAME 1
Washington State

SCORE	1	2	3	4	OT	FINAL
Washington State	7	10	12	21	-	50
Colorado State	3	0	0	21	-	24

GAME DETAILS

Date	Sept. 2, 2023
Kick Time	5:08 PM
Stadium	Canvas Stadium
Location	Fort Collins, Colo.
Attendance	31,497

FORT COLLINS — Colorado State's inability to generate much positive on offense was the story of the game as the Rams fell to visiting Washington State to open the 2023 season.

WSU quarterback Cam Ward was pressured very little most of the evening as he threw for 451 yards while also showing his elusiveness on the ground by leading the Cougars with 40 rushing yards.

The Rams, largely expected to have one of the top defenses in the Mountain West this season, allowed 11 third down conversions on 17 tries as the Cougars pilled up 556 yards of total offense.

In the third quarter, CSU starting quarterback Clay Millen was knocked out of the contest giving way to redshirt freshman Brayden Fowler-Nicolosi. Fowler-Nicolosi proved to be an offensive spark as he led the Rams to three fourth-quarter touchdowns including a 75-yard completion to sophomore Justus Ross-Simmons.

GAME BREAKDOWN

	WSU	CSU
FIRST DOWNS	**30**	**18**
Rushing	8	2
Passing	21	16
Penalty	1	0
NET YARDS RUSHING	**90**	**37**
Rushing Attempts	37	20
Average Per Rush	2.4	1.8
Rushing Touchdowns	3	0
Yards Gained Rushing	132	50
Yards Lost Rushing	42	13
NET YARDS PASSING	466	320
Completions-Attempts-Int	38-50-0	28-44-2
Average Per Attempt	9.3	7.3
Average Per Completion	12.3	11.4
Passing Touchdowns	3	2
TOTAL OFFENSE YARDS	**556**	**357**
Total offense plays	87	64
Average Gain Per Play	6.4	5.6
Fumbles: Number-Lost	4-2	0-0
Penalties: Number-Yards	3-20	4-40
PUNTS-YARDS	**3-133**	**5-243**
Average Yards Per Punt	44.3	48.6
Net Yards Per Punt	38.7	42.4
Inside 20	0	2
50+ Yards	1	2
Touchbacks	1	0
Fair catch	1	1
KICKOFF-YARDS	**8-518**	**4-245**
Average Yards Per Kickoff	64.8	61.2
Net Yards Per Kickoff	30.6	41.2
Touchbacks	7	3
Fair Catch Yards	0	0
Punt returns: Number-Yards-TD	3-31-0	1--3-0
Average Per Return	10.3	-3.0
Kickoff returns: Number-Yds-TD	1-5-0	1-98-1
Average Per Return	5.0	98.0
Interceptions: Number-Yds-TD	2-37-1	0-0-0
Fumble Returns: Number-Yds-TD	0-0-0	0-0-0
Miscellaneous Yards	0	0
Possession Time	37:28	22:32
1st Quarter	07:41	07:19
2nd Quarter	11:23	03:37
3rd Quarter	08:06	06:54
4th Quarter	10:18	04:42
Third-Down Conversions	11-17	5-14
Fourth-Down Conversions	0-2	1-3
Red-Zone Scores-Chances	5-7	2-2
Touchdowns	5-7	1-2
Field goals	0-7	1-2
Sacks By: Number-Yards	1-11	3-17
PAT Kicks	5-5	3-3
2Pts Conversions	0-2	0-0
Field Goals	1-1	1-1
Points off Turnover	13	0

SCORING SUMMARY

QTR	TIME	TM	PLAY	PL-YDS	TOP	SCORE
1st	9:27	CSU	J. Noyes 38 yd FG	12-55	4:29	0-3
1st	7:35	WSU	C. Ward 1 yd rush (D. Janikowski kick)	7-75	1:52	7-3
2nd	11:34	WSU	K. Williams 3 yd pass from C.Ward (D. Janikowski kick)	13-63	5:16	14-3
2nd	0:00	WSU	D. Janikowski 55 yd FG	4-7	1:45	17-3
3rd	11:18	WSU	J. Mateer 3 yd rush (L. Victor rush failed)	6-70	2:38	23-3
3rd	10:50	WSU	J.Hicks 37 yd interception return (L.Victor rush failed)	0:28	-	29-3
4th	14:50	WSU	N.Watson 12 yd pass from C.Ward (D.Janikowski kick)	9-68	3:20	36-3
4th	14:38	CSU	K.Johnson 98 yd kickoff return (J.Noyes kick)	0:00	-	36-10
4th	11:22	WSU	J.Kelly 25 yd pass from C.Ward (D.Janikowski kick)	7-75	3:16	43-10
4th	11:12	CSU	J.R-S 75 yd pass from B.Fowler-Nicolosi (J.Noyes kick)	1-75	0:10	43-17
4th	5:57	CSU	D.Holker 20 yd pass from B.Fowler-Nicolosi (J.Noyes kick)	11-74	3:38	43-24
4th	0:42	WSU	J.Mateer 1 yd rush (D.Janikowski kick)	9-46	5:13	50-24

STATISTICS LEADERS

Colorado State

PASSING	C-A-I	Yds	TD	LG	SACK
Clay Millen	15-24-1	110	0	16	1
B. Fowler-Nicolosi	13-20-1	210	2	75	0

RUSHING	No.	Gain	Loss	Net	TD	LG	Avg.
Avery Morrow	11	29	0	29	0	6	2.6
Kobe Johnson	7	18	2	16	0	5	2.3
Clay Millen	2	3	11	-8	0	3	-4.0

RECEIVING	TGT	No.	Yds	YAC	TD	LG
Tory Horton	13	9	81	55	0	12
J. Ross-Simmons	7	5	123	99	1	75
Dallin Holker	7	5	47	2	1	20
Louis Brown	9	4	35	28	0	17
Vince Brown II	3	2	18	3	0	11

Washington State

PASSING	C-A-I	Yds	TD	LG	SACK
Cameron Ward	37-49-0	451	3	50	3
John Mateer	1-1-0	15	0	15	0

RUSHING	No.	Gain	Loss	Net	TD	LG	Avg.
Cameron Ward	13	63	23	40	1	22	3.1
John Mateer	4	16	0	16	2	10	4.0
Nakia Watson	7	20	5	15	0	7	2.1

RECEIVING	TGT	No.	Yds	YAC	TD	LG
Lincoln Victor	14	11	168	100	0	50
Josh Kelly	8	7	97	33	1	25
Carlos Hernandez	5	5	58	42	0	19
Kyle Williams	6	4	31	17	1	13
Cooper Mathers	4	3	40	29	0	26
DT Sheffield	4	3	19	8	0	15

GAME 2
at 18/21 Colorado

SCORE	1	2	3	4	OT	FINAL
Colorado State	14	7	0	7	7	35
Colorado	14	0	0	14	15	43

GAME DETAILS

Date	Sept. 16, 2023
Kick Time	8:21 p.m.
Stadium	Folsom Field
Location	Boulder, Colo.
Attendance	53,141

BOULDER — Colorado State built an 11-point lead with 11 minutes to go in the fourth quarter but was unable to hold on in the 92nd playing of the Rocky Mountain Showdown.

Quarterback Brayden Fowler-Nicolosi threw for a Norvell-era high 367 yards as three receivers eclipsed 100 yards in the game for the first time in program history. It was the first real sign of the Air Raid offense in 14 games under head coach Jay Norvell, a welcome sign for Ram fans.

Fowler-Nicolosi completed 34 passes, the second-best mark in program history, and wide receiver Tory Horton caught a school-record 16 passes, surpassing Jeff Champine's 1983 mark of 14. The Rams dominated the game for the majority, but the Buffaloes responded with a seven-play, 98-yard drive in the final two minutes to climb within two and converted the two-point conversion to force the overtime period.

Colorado State was flagged a school record 17 times for 187 yards in the defeat.

GAME BREAKDOWN

	CSU	CU
FIRST DOWNS	**24**	**24**
Rushing	5	5
Passing	17	15
Penalty	2	4
NET YARDS RUSHING	**102**	**70**
Rushing Attempts	39	25
Average Per Rush	2.6	2.8
Rushing Touchdowns	0	0
Yards Gained Rushing	117	114
Yards Lost Rushing	15	44
NET YARDS PASSING	**397**	**348**
Completions-Attempts-Int	35-48-3	38-47-1
Average Per Attempt	8.3	7.4
Average Per Completion	11.3	9.2
Passing Touchdowns	4	4
TOTAL OFFENSE YARDS	**499**	**418**
Total offense plays	87	72
Average Gain Per Play	5.7	5.8
Fumbles: Number-Lost	2-1	2-1
Penalties: Number-Yards	17-182	10-87
PUNTS-YARDS	**6-253**	**5-242**
Average Yards Per Punt	42.2	48.4
Net Yards Per Punt	42.2	42.8
Inside 20	1	2
50+ Yards	0	3
Touchbacks	0	0
Fair catch	1	1
KICKOFF-YARDS	**5-333**	**6-379**
Average Yards Per Kickoff	66.6	63.2
Net Yards Per Kickoff	42.4	37.5
Touchbacks	3	2
Fair Catch Yards	0	50
Punt returns: Number-Yards-TD	2-28-0	0-0-0
Average Per Return	14.0	0.0
Kickoff returns: Number-Yds-TD	2-54-0	2-46-0
Average Per Return	27.0	23.0
Interceptions: Number-Yds-TD	1-0-0	3-80-1
Fumble Returns: Number-Yds-TD	1-45-1	0-0-0
Miscellaneous Yards	0	0
Possession Time	34:37	25:23
1st Quarter	09:22	05:38
2nd Quarter	10:41	04:19
3rd Quarter	05:36	09:24
4th Quarter	08:58	06:02
Third-Down Conversions	10-20	4-13
Fourth-Down Conversions	0-1	0-0
Red-Zone Scores-Chances	2-5	4-4
Touchdowns	3-5	2-4
Field goals	0-5	2-4
Sacks By: Number-Yards	4-37	3-8
PAT Kicks	5-5	3-3
2Pts Conversions	0-0	2-2
Field Goals	0-1	2-3
Points off Turnover	7	10

SCORING SUMMARY

QTR	TIME	TM	PLAY	PL-YDS	TOP	SCORE
1st	8:09	CU	S.Sanders 80 yd interception return (J.Feely kick)	-	-	0-7
1st	7:12	CSU	D.Holker 30 yd pass from T.Horton (J.Noyes kick)	3-75	0:57	7-7
1st	6:16	CSU	R.Hardge III 45 yd fumble return (J.Noyes kick)	-	-	14-7
1st	3:41	CU	X.Weaver 24 yd pass from S.Sanders (J.Feely kick)	7-71	2:28	14-14
2nd	4:08	CSU	L.Brown IV 15 yd pass from B.Fowler-Nicolosi (J.Noyes kick)	14-89	7:27	21-14
4th	14:24	CU	A.Mata 20 yd FG	10-43	3:31	21-17
4th	11:22	CSU	D.Holker 35 yd pass from B.Fowler-Nicolosi (J.Noyes kick)	7-76	2:56	28-17
4th	7:33	CU	A.Mata 41 yd FG	11-52	3:49	28-20
4th	0:36	CU	J.Horn Jr. 45 yd pass from S.Sanders (2 pt good)	7-98	1:30	28-28
OT1	-	CU	M.Harrison 3 yd pass from S.Sanders (A.Mata kick)	4-25	-	28-35
OT1	-	CSU	T.Horton 8 yd pass from B.Fowler-Nicolosi (J.Noyes kick)	4-25	-	35-35
OT2	-	CU	M.Harrison 18 yd pass from S.Sanders (2 pt good)	3-25	-	35-43

STATISTICS LEADERS

Colorado State

PASSING	C-A-I	Yds	TD	LG	SACK
B. Fowler-Nicolosi	34-47-3	367	3	46	3
Tory Horton	1-1-0	30	1	30	0

RUSHING	No.	Gain	Loss	Net	TD	LG	Avg.
Kobe Johnson	15	55	1	54	0	13	3.6
Avery Morrow	19	57	6	51	0	9	2.7
B. Fowler-Nicolosi	5	5	8	-3	0	4	-0.6

RECEIVING	TGT	No.	Yds	YAC	TD	LG
Tory Horton	18	16	133	101	1	16
Louis Brown IV	10	10	131	26	1	46
Dallin Holker	10	6	109	64	2	35
J. Ross-Simmons	7	3	24	19	0	17

Colorado

PASSING	C-A-I	Yds	TD	LG	SACK
Shedeur Sanders	38-47-1	348	4	45	4

RUSHING	No.	Gain	Loss	Net	TD	LG	Avg.
Dylan Edwards	10	63	6	57	0	19	5.7
Sy'veon Wilkerson	4	7	1	6	0	6	1.5
Anthony Hankerson	2	4	0	4	0	3	2.0
Shedeur Sanders	9	40	37	3	0	15	0.3

RECEIVING	TGT	No.	Yds	YAC	TD	LG
Xavier Weaver	12	9	98	33	1	26
Michael Harrison	7	7	76	17	2	19
Jimmy Horn Jr.	11	7	66	32	1	45
Dylan Edwards	7	6	17	23	0	6
Tar'Varish Dawson	6	5	60	22	0	20
Travis Hunter	2	2	21	17	0	11
Sy'veon Wilkerson	1	1	11	12	0	11

GAME 3
at Middle Tennessee

SCORE	1	2	3	4	OT	FINAL
Colorado State	10	0	7	14	-	31
Middle Tennessee	10	7	0	6	-	23

GAME DETAILS

Date	Sept. 23, 2023
Kick Time	6:02 p.m. ET
Stadium	Floyd Stadium
Location	Murfreesboro, Tenn.
Attendance	19,806

MURFREESBORO, Tenn. — A week ago, Colorado State surrendered an eight-point lead on the final drive of the fourth quarter before ultimately falling in double overtime to Colorado. Seven days removed, the fates shined more favorably on the Rams as they held Middle Tennessee out of the end zone to clinch their first win of the season.

In many ways, it was a signature victory for head coach Jay Norvell. The Blue Raiders have gone to bowl games in each of the past two seasons and eight of 13 seasons overall, a model of consistency Colorado State fans have been clamoring for.

After a stagnant second quarter which saw them generate just 23 total yards of offense, the Rams came out and scored 21 unanswered - led primarily by Dallin Holker and Tory Horton - to build a 31-17 lead. Holker posted his second consecutive 100-yard receiving game, and Mohamed Kamara - fresh off a first-half targeting suspension - got his second career scoop-and-score touchdown and forced a fumble on the games final snap to salt away the game for the Rams.

GAME BREAKDOWN

	CSU	MTSU
FIRST DOWNS	**18**	**26**
Rushing	1	10
Passing	16	13
Penalty	1	3
NET YARDS RUSHING	**33**	**151**
Rushing Attempts	19	43
Average Per Rush	1.7	3.5
Rushing Touchdowns	0	1
Yards Gained Rushing	46	174
Yards Lost Rushing	13	23
NET YARDS PASSING	**345**	**279**
Completions-Attempts-Int	31-44-1	30-41-0
Average Per Attempt	7.8	6.8
Average Per Completion	11.1	9.3
Passing Touchdowns	3	2
TOTAL OFFENSE YARDS	**378**	**430**
Total offense plays	63	84
Average Gain Per Play	6.0	5.1
Fumbles: Number-Lost	0-0	2-2
Penalties: Number-Yards	11-90	6-65
PUNTS-YARDS	**5-192**	**5-201**
Average Yards Per Punt	38.4	40.2
Net Yards Per Punt	38.4	36.2
Inside 20	1	4
50+ Yards	1	0
Touchbacks	0	1
Fair catch	2	2
KICKOFF-YARDS	**6-390**	**5-298**
Average Yards Per Kickoff	65.0	59.6
Net Yards Per Kickoff	40	45
Touchbacks	6	0
Fair Catch Yards	0	0
Punt returns: Number-Yards-TD	0-0-0	0-0-0
Average Per Return	0.0	0.0
Kickoff returns: Number-Yds-TD	5-83-0	0-0-0
Average Per Return	16.6	0.0
Interceptions: Number-Yds-TD	0-0-0	1-0-0
Fumble Returns: Number-Yds-TD	2-13-1	0-0-0
Miscellaneous Yards	0	0
Possession Time	26:03	33:57
1st Quarter	06:26	08:34
2nd Quarter	04:49	10:11
3rd Quarter	07:27	07:33
4th Quarter	07:21	07:39
Third-Down Conversions	8-15	7-17
Fourth-Down Conversions	1-1	2-4
Red-Zone Scores-Chances	3-3	3-3
Touchdowns	2-3	2-3
Field goals	1-3	1-3
Sacks By: Number-Yards	3-17	1-6
PAT Kicks	4-4	2-3
2Pts Conversions	0-0	0-0
Field Goals	1-1	1-1
Points off Turnover	7	0

SCORING SUMMARY

QTR	TIME	TM	PLAY	PL-YDS	TOP	SCORE
d1st	9:26	CSU	J.Noyes 32 yd FG	13-67	4:06	3-0
1st	7:09	MT	H.Willis 49 yd pass from N.Vattiato (Z.Rankin kick)	6-75	2:17	3-7
1st	5:03	CSU	D.Holker 24 yd pass from G.Pooler (J.Noyes kick)	6-57	1:59	10-7
1st	0:58	MT	Z.Rankin 31 yd FG	9-61	4:05	10-10
2nd	0:16	MT	N.Vattiato 4 yd rush (Z.Rankin kick)	5-46	0:42	10-17
3rd	8:20	CSU	T.Horton 7 yd pass from B.Fowler-Nicolosi (J.Noyes kick)	7-80	3:09	17-17
4th	11:34	CSU	T.Horton 7 yd pass from B.Fowler-Nicolosi (J.Noyes kick)	13-76	6:42	24-17
4th	11:19	CSU	M.Kamara 5 yd fumble return (J.Noyes kick)	-	0:15	31-17
4th	6:34	MT	E.Metcalf 10 yd pass from N.Vattiato (kick blocked)	10-75	4:45	31-23

STATISTICS LEADERS

Colorado State

PASSING	C-A-I	Yds	TD	LG	SACK
B. Fowler-Nicolosi	30-43-1	321	2	47	1
Giles Pooler	1-1-0	24	1	24	0

RUSHING	No.	Gain	Loss	Net	TD	LG	Avg.
Avery Morrow	6	20	0	20	0	6	3.3
Vann Schield	6	14	2	12	0	5	2.0
Kobe Johnson	5	7	5	2	0	5	0.4
B. Fowler-Nicolosi	2	5	6	-1	0	5	-0.5

RECEIVING	TGT	No.	Yds	YAC	TD	LG
Dallin Holker	14	11	112	79	1	24
Tory Horton	11	10	99	60	2	23
J. Ross-Simmons	11	6	84	71	0	47
Louis Brown IV	4	1	15	9	0	15
Kobe Johnson	1	1	12	17	0	12
Vann Schield	1	1	12	18	0	12
Dylan Goffney	1	1	11	5	0	11

Middle Tennessee

PASSING	C-A-I	Yds	TD	LG	SACK
Nicholas Vattiato	30-41-0	279	2	49	3

RUSHING	No.	Gain	Loss	Net	TD	LG	Avg.
Nicholas Vattiato	15	64	17	47	1	11	3.1
Jaiden Credle	11	46	0	46	0	19	4.2
Frank Peasant	11	47	3	44	0	10	4.0
Jekail Middlebrook	4	12	2	10	0	6	2.5

RECEIVING	TGT	No.	Yds	YAC	TD	LG
Elijah Metcalf	14	11	95	67	1	27
Holden Willis	10	9	118	70	1	49
Justin Olson	3	3	37	9	0	17
Frank Peasant	2	2	32	28	0	21
Zack Dobson	3	2	0	9	0	10
Javonte Sherman	3	1	9	4	0	9

GAME 4
Utah Tech (Ag Day)

SCORE	1	2	3	4	OT	FINAL
Utah Tech	3	14	3	0	-	20
Colorado State	14	7	6	14	-	41

GAME DETAILS

Date	Sept. 30, 2023
Kick Time	5:02 p.m.
Stadium	Canvas Stadium
Location	Fort Collins, Colo.
Attendance	27,932

FORT COLLINS — Colorado State jumped out to a quick 14-0 lead, withstood a sub-par second quarter of play, and rallied for a 20-3 second-half scoring line to outpace FCS foe Utah Tech on Ag Day.

Brayden Fowler-Nicolosi continued his stellar play, throwing for a school freshman record 462 yards including 227 to All-American candidate Tory Horton, the 7th-highest total in school history.

Linebacker Chase Wilson tallied 15 tackles, his second double-digit tackle game of his career, and defensive end Mohamed Kamara continued his run up the career charts by posting another 1.5 sacks. Kamara is now tied with Cory James for 4th-most in a career in school history with an outside chance to surpass the mark of 33.0 by the end of the season.

GAME BREAKDOWN

	UTU	CSU
FIRST DOWNS	**18**	**25**
Rushing	7	3
Passing	8	20
Penalty	3	2
NET YARDS RUSHING	**164**	**112**
Rushing Attempts	35	29
Average Per Rush	4.7	3.9
Rushing Touchdowns	0	2
Yards Gained Rushing	187	116
Yards Lost Rushing	23	4
NET YARDS PASSING	**185**	**474**
Completions-Attempts-Int	21-33-1	27-34-2
Average Per Attempt	5.6	13.9
Average Per Completion	8.8	17.6
Passing Touchdowns	2	4
TOTAL OFFENSE YARDS	**349**	**586**
Total offense plays	68	63
Average Gain Per Play	5.1	9.3
Fumbles: Number-Lost	0-0	1-1
Penalties: Number-Yards	4-45	8-80
PUNTS-YARDS	**4-179**	**1-48**
Average Yards Per Punt	44.8	48.0
Net Yards Per Punt	42.2	48
Inside 20	1	0
50+ Yards	0	0
Touchbacks	0	0
Fair catch	2	0
KICKOFF-YARDS	**5-322**	**7-453**
Average Yards Per Kickoff	64.4	64.7
Net Yards Per Kickoff	40	40
Touchbacks	3	6
Fair Catch Yards	0	23
Punt returns: Number-Yards-TD	1-0-0	2-10-0
Average Per Return	0.0	5.0
Kickoff returns: Number-Yds-TD	0-0-0	2-57-0
Average Per Return	0.0	28.5
Interceptions: Number-Yds-TD	2-0-0	1-23-0
Fumble Returns: Number-Yds-TD	0-0-0	0-0-0
Miscellaneous Yards	0	0
Possession Time	34:19	25:41
1st Quarter	09:45	05:15
2nd Quarter	09:33	05:27
3rd Quarter	08:58	06:02
4th Quarter	06:03	08:57
Third-Down Conversions	7-16	3-8
Fourth-Down Conversions	1-3	0-1
Red-Zone Scores-Chances	2-3	3-6
Touchdowns	1-3	3-6
Field goals	1-3	0-6
Sacks By: Number-Yards	0-0	3-13
PAT Kicks	2-2	5-6
2Pts Conversions	0-0	0-0
Field Goals	2-2	0-0
Points off Turnover	10	7

SCORING SUMMARY

QTR	TIME	TM	PLAY	PL-YDS	TOP	SCORE
1st	10:45	CSU	T.Horton 21 yd pass from B.Fowler-Nicolosi (A.Wolff kick)	8-85	4:07	0-7
1st	6:15	CSU	T.Horton 76 yd pass from B.Fowler-Nicolosi (A.Wolff kick)	1-76	0:12	0-14
1st	0:06	UT	C.Brooksby 24 yd FG	9-52	4:30	3-14
2nd	14:42	UT	B.Sparks 33 yd pass from K.Tracy (C.Brooksby kick)	1-33	0:06	10-14
2nd	12:15	CSU	B.Fowler-Nicolosi 4 yd rush (A.Wolff kick)	6-75	2:27	10-21
2nd	4:44	UT	B.Sparks 8 yd pass from K.Tracy (C.Brooksby kick)	13-75	7:31	17-21
3rd	7:28	UT	C.Brooksby 52 yd FG	7-44	4:00	20-21
3rd	0:58	CSU	V.Schield 2 yd rush (A.Wolff kick missed)	7-40	2:15	20-27
4th	11:18	CSU	D.Holker 42 yd pass from B.Fowler-Nicolosi (A.Wolff kick)	6-90	2:34	20-34
4th	6:59	CSU	T.Horton 6 yd pass from B.Fowler-Nicolosi (A.Wolff kick)	5-31	2:02	20-41

STATISTICS LEADERS

Colorado State

PASSING	C-A-I	Yds	TD	LG	SACK
B. Fowler-Nicolosi	26-32-2	462	4	76	0
Jackson Brousseau	1-2-0	12	0	12	0

RUSHING	No.	Gain	Loss	Net	TD	LG	Avg.
Vann Schield	16	55	1	54	1	11	3.4
Damian Henderson II	7	34	3	31	0	11	4.4
B. Fowler-Nicolosi	6	27	0	27	1	9	4.5

RECEIVING	TGT	No.	Yds	YAC	TD	LG
Tory Horton	12	10	227	136	3	76
Dallin Holker	5	4	94	69	1	42
Dylan Goffney	5	4	73	30	0	41
J. Ross-Simmons	6	4	48	24	0	34
Vann Schield	2	2	13	15	0	9
Dawson Menegatti	2	1	12	2	0	12
Jamari Person	1	1	8	3	0	8
Caleb Goodie	1	1	-1	2	0	0

Utah Tech

PASSING	C-A-I	Yds	TD	LG	SACK
Kobe Tracy	21-33-1	185	2	33	3

RUSHING	No.	Gain	Loss	Net	TD	LG	Avg.
Ronnie Walker Jr.	20	93	10	83	0	26	4.2
Chris Street	10	78	0	78	0	28	7.8
Kobe Tracy	4	12	13	-1	0	12	-0.2

RECEIVING	TGT	No.	Yds	YAC	TD	LG
Rickie Johnson	11	8	69	25	0	22
Beau Sparks	10	7	67	3	2	33
Jaivian Lofton	5	1	15	1	0	15
Nygel Osborne	1	1	12	17	0	12

GAME 5
at Utah State

SCORE	1	2	3	4	OT	FINAL
Colorado State	17	0	0	7	-	24
Utah State	3	14	14	13	-	44

GAME DETAILS

Date	Oct. 7, 2023
Kick Time	6:05 p.m.
Stadium	Maverik Stadium
Location	Logan, Utah
Attendance	22,864

LOGAN, Utah — Colorado State raced out to a 17-0 lead in the game's first five minutes, headlined by a Tory Horton 79-yard punt return touchdown, but the host Aggies outscored the Rams 44-7 the rest of the way to get their fifth-straight win in the series.

After posting three consecutive 300+ yard passing performances to open his career as the starter, quarterback Brayden Fowler-Nicolosi was unable to find much rhythm on the evening. His three interceptions were part of Colorado State's five-turnover performance.

Mohamed Kamara continued his run up the record books with his first three-sack game, moving him into third place on his own and within striking distance of the career record. Kamara along with Horton both left the game early due to injuries.

GAME BREAKDOWN

	CSU	USU
FIRST DOWNS	**20**	**28**
Rushing	8	14
Passing	10	13
Penalty	2	1
NET YARDS RUSHING	**95**	**252**
Rushing Attempts	26	55
Average Per Rush	3.7	4.6
Rushing Touchdowns	2	2
Yards Gained Rushing	109	292
Yards Lost Rushing	14	40
NET YARDS PASSING	**225**	**387**
Completions-Attempts-Int	26-57-3	19-29-2
Average Per Attempt	3.9	13.3
Average Per Completion	8.7	20.4
Passing Touchdowns	0	4
TOTAL OFFENSE YARDS	**320**	**639**
Total offense plays	83	84
Average Gain Per Play	3.9	7.6
Fumbles: Number-Lost	3-2	2-2
Penalties: Number-Yards	8-55	7-70
PUNTS-YARDS	**7-308**	**5-217**
Average Yards Per Punt	44.0	43.4
Net Yards Per Punt	42.9	22.2
Inside 20	2	2
50+ Yards	2	1
Touchbacks	0	1
Fair catch	2	0
KICKOFF-YARDS	**4-260**	**8-488**
Average Yards Per Kickoff	65.0	61.0
Net Yards Per Kickoff	40	45.2
Touchbacks	4	2
Fair Catch Yards	0	25
Punt returns: Number-Yards-TD	2-86-1	3-8-0
Average Per Return	43.0	2.7
Kickoff returns: Number-Yds-TD	4-61-0	1-4-0
Average Per Return	15.2	4.0
Interceptions: Number-Yds-TD	2-25-0	3-0-0
Fumble Returns: Number-Yds-TD	0-0-0	0-0-0
Miscellaneous Yards	0	0
Possession Time	27:10	32:50
1st Quarter	05:56	09:04
2nd Quarter	07:33	07:27
3rd Quarter	08:20	06:40
4th Quarter	05:21	09:39
Third-Down Conversions	6-19	8-17
Fourth-Down Conversions	1-2	0-0
Red-Zone Scores-Chances	2-3	3-3
Touchdowns	1-3	2-3
Field goals	1-3	1-3
Sacks By: Number-Yards	6-38	1-3
PAT Kicks	3-3	5-6
2Pts Conversions	0-0	0-0
Field Goals	1-1	1-2
Points off Turnover	10	7

SCORING SUMMARY

QTR	TIME	TM	PLAY	PL-YDS	TOP	SCORE
1st	11:27	CSU	J.Noyes 30 yd FG	7-28	2:04	3-0
1st	10:36	CSU	T.Horton 79 yd punt return (J.Noyes kick)	-	0:51	10-0
1st	9:34	CSU	V.Schield 22 yd rush (J.Noyes kick)	2-33	0:32	17-0
1st	0:20	USU	E.Nimrod 43 yd FG	6-12	1:56	17-3
2nd	6:10	USU	D.Booth 22 yd rush (E.Nimrod kick)	8-89	2:39	17-10
2nd	3:50	USU	J.Royals 24 yd pass from #5 C.Legas (E.Nimrod kick)	5-54	1:22	17-17
3rd	13:49	USU	T.Vaughn 76 yd pass from #5 C.Legas (E.Nimrod kick)	3-75	1:11	17-24
3rd	11:53	USU	J.Royals 51 yd pass from #5 C.Legas (E.Nimrod kick)	3-56	0:55	17-31
4th	11:38	USU	M.Davis 19 yd pass from #5 C.Legas (E.Nimrod kick missed)	3-48	1:00	17-37
4th	8:55	CSU	K.Johnson 10 yd rush (J.Noyes kick)	9-84	2:37	24-37
4th	4:58	USU	D.Booth 48 yd rush (E.Nimrod kick)	7-91	3:52	24-44

STATISTICS LEADERS

Colorado State

PASSING	C-A-I	Yds	TD	LG	SACK
B. Fowler-Nicolosi	26-57-3	225	0	23	1

RUSHING	No.	Gain	Loss	Net	TD	LG	Avg.
Kobe Johnson	17	62	6	56	1	10	3.3
Vann Schield	5	29	0	29	1	22	5.8
KJ Edwards	2	18	0	18	0	12	9.0
B. Fowler-Nicolosi	1	0	3	-3	0	0	-3.0

RECEIVING	TGT	No.	Yds	YAC	TD	LG
Louis Brown IV	12	6	54	8	0	23
Dallin Holker	11	6	50	8	0	18
Tory Horton	5	3	20	19	0	11
Dylan Goffney	10	2	23	28	0	18
J. Ross-Simmons	5	2	22	7	0	13
Kobe Johnson	2	2	17	8	0	13
Vince Brown II	2	2	14	4	0	9
Vann Schield	2	2	9	11	0	6
Dane Olson	4	1	16	2	0	16

Utah State

PASSING	C-A-I	Yds	TD	LG	SACK
Cooper Legas	19-29-2	387	4	76	6

RUSHING	No.	Gain	Loss	Net	TD	LG	Avg.
Davon Booth	14	141	0	141	2	48	10.1
Robert Briggs	19	82	2	80	0	25	4.2
Rahsul Faison	9	51	0	51	0	15	5.7
Cooper Legas	13	18	38	-20	0	5	-1.5

RECEIVING	TGT	No.	Yds	YAC	TD	LG
Terrell Vaughn	10	8	143	71	1	76
Jalen Royals	8	6	140	64	2	51
Micah Davis	7	5	104	40	1	37

GAME 6

Boise State (Homecoming)

SCORE	1	2	3	4	OT	FINAL
Boise State	7	10	0	13	-	30
Colorado State	0	0	10	21	-	31

GAME DETAILS

Date	Oct. 14, 2023
Kick Time	8:00 p.m.
Stadium	Canvas Stadium
Location	Fort Collins, Colo.
Attendance	34,901

FORT COLLINS — Pandemonium. That's the only way to describe it.

After appearing lifeless for the first three quarters, Colorado State exploded for 31 second-half points including 21 in the games final four minutes to get their first victory over Boise State in program history.

On the Ram's final drive, they covered 88 yards in 33 seconds to setup a final desparation heavy into the endzone. Tory Horton, Louis Brown IV, and Dallin Holker, aligned to the quarterback's right, raced down to the southwest endzone of a nearly empty Canvas Stadium, and just like they planned it, the ball was tipped and fell right to the trailing Holker.

A 15-yard celebration penalty forced the Rams to kick the extra point from the 35, but no problem for Jordan Noyes who ripped it through the uprights for the 31-30 victory.

GAME BREAKDOWN

	BSU	CSU
FIRST DOWNS	24	14
Rushing	13	5
Passing	9	7
Penalty	2	2
NET YARDS RUSHING	252	99
Rushing Attempts	49	34
Average Per Rush	5.1	2.9
Rushing Touchdowns	1	1
Yards Gained Rushing	267	125
Yards Lost Rushing	15	26
NET YARDS PASSING	138	163
Completions-Attempts-Int	14-31-1	12-33-1
Average Per Attempt	4.5	4.9
Average Per Completion	9.9	13.6
Passing Touchdowns	1	0
TOTAL OFFENSE YARDS	390	262
Total offense plays	80	67
Average Gain Per Play	4.9	3.9
Fumbles: Number-Lost	2-1	1-0
Penalties: Number-Yards	10-93	10-90
PUNTS-YARDS	6-236	7-282
Average Yards Per Punt	39.3	40.3
Net Yards Per Punt	34.2	39.9
Inside 20	1	3
50+ Yards	3	0
Touchbacks	0	0
Fair catch	0	4
KICKOFF-YARDS	4-228	4-260
Average Yards Per Kickoff	57.0	65.0
Net Yards Per Kickoff	38.8	40
Touchbacks	2	4
Fair Catch Yards	0	0
Punt returns: Number-Yards-TD	1-3-00	3-50-0
Average Per Return	3.0	16.7
Kickoff returns: Number-Yds-TD	0-0-0	2-23-00
Average Per Return	0.0	11.5
Interceptions: Number-Yds-TD	1-31-00	1-39-0
Fumble Returns: Number-Yds-TD	0-0-0	0-0-0
Miscellaneous Yards	0	0
Possession Time	29:30	30:30
1st Quarter	08:14	06:46
2nd Quarter	04:19	10:41
3rd Quarter	06:46	08:14
4th Quarter	10:11	04:49
Third-Down Conversions	6-16	2-15
Fourth-Down Conversions	0-0	1-3
Red-Zone Scores-Chances	1-1	2-3
Touchdowns	1-1	0-3
Field goals	0-1	2-3
Sacks By: Number-Yards	3-18	1-8
PAT Kicks	2-2	1-1
2Pts Conversions	0-0	0-0
Field Goals	1-3	2-3
Points off Turnover	0	6

SCORING SUMMARY

QTR	TIME	TM	PLAY	PL-YDS	TOP	SCORE
1st	9:03	BS	A.Jeanty 3 yd rush (J.Dalmas kick)	8-68	3:56	7-0
2nd	11:03	BS	A.Jeanty 3 yd rush (J.Dalmas kick)	10-87	5:26	14-0
2nd	2:45	BS	J.Dalmas 49 yd FG	7-28	3:00	17-0
3rd	9:58	CSU	V.Schield 5 yd rush (J.Noyes kick)	10-56	3:18	17-7
3rd	4:07	CSU	J.Noyes 48 yd FG	7-49	2:16	17-10
4th	14:56	BS	J.Dalmas 43 yd FG	9-54	4:07	20-10
4th	7:06	BS	J.Dalmas 29 yd FG	9-32	4:56	23-10
4th	6:12	BS	A.Jeanty 7 yd rush (J.Dalmas kick)	2-8	0:47	30-10
4th	4:01	CSU	L.Brown IV 12 yd pass from B.Fowler-Nicolosi (J.Noyes kick)	6-75	2:11	30-17
4th	1:53	CSU	D.Goffney 2 yd pass from B.Fowler-Nicolosi (J.Noyes kick)	9-38	2:04	30-24
4th	0:00	CSU	D.Holker 33 yd pass from B.Fowler-Nicolosi (J.Noyes kick)	5-88	0:33	30-31

STATISTICS LEADERS

Colorado State

PASSING	C-A-I	Yds	TD	LG	SACK
B. Fowler-Nicolosi	32-54-1	359	3	44	2

RUSHING	No.	Gain	Loss	Net	TD	LG	Avg.
Vann Schield	15	53	2	51	1	11	3.4
Peter Montini	2	2	0	2	0	2	1.0
B. Fowler-Nicolosi	4	7	18	-11	0	6	-2.8

RECEIVING	TGT	No.	Yds	YAC	TD	LG
Tory Horton	21	10	130	48	0	44
Dallin Holker	13	7	85	27	1	33
Dylan Goffney	10	7	85	42	1	40
Louis Brown IV	6	4	33	13	1	12
Peter Montini	3	3	21	26	0	11
Dawson Menegatti	1	1	5	0	0	5

Boise State

PASSING	C-A-I	Yds	TD	LG	SACK
Maddux Madsen	10-16-1	110	0	23	0
Taylen Green	5-8-1	28	0	11	0

RUSHING	No.	Gain	Loss	Net	TD	LG	Avg.
Ashton Jeanty	31	216	4	212	3	27	6.8
Tyler Crowe	7	22	0	22	0	8	3.1
Taylen Green	2	9	0	9	0	8	4.5

RECEIVING	TGT	No.	Yds	YAC	TD	LG
Ashton Jeanty	6	5	42	52	0	11
Eric McAlister	5	2	32	13	0	22
Billy Bowens	3	2	29	12	0	23
Stefan Cobbs	5	2	22	9	0	19
Riley Smith	1	1	8	0	0	8

GAME 7
at UNLV

SCORE	1	2	3	4	OT	FINAL
Colorado State	0	13	0	10	-	23
UNLV	0	3	13	9	-	25

GAME DETAILS

Date	Oct. 21, 2023
Kick Time	4:02 p.m. PT
Stadium	Allegiant Stadium
Location	Las Vegas, Nev.
Attendance	22,585

LAS VEGAS — A week after feeling the exhiliration of victory in walk-off fashion, the Rams felt the sting of defeat in the same way as UNLV's Jose Pizano hit a 28-yard field goal as time expired to give UNLV the victory.

It was Pizano's sixth field goal of the day as the Rebels scored points on each of their six second-half drives.

The league's top rushing attack was held largely in check as the Rams put together one of their better defensive performances against the rush, but quarterback Jayden Maiava threw for 353 yards on 27-of-36 passing to continue to give Pizano room to operate.

For the Rams, the first and third quarters were largely stagnant offensively. Running backs Avery Morrow and Vann Schield got tough yards to keep drives alive.

GAME BREAKDOWN

	CSU	UNLV
FIRST DOWNS	19	25
Rushing	6	11
Passing	11	14
Penalty	2	0
NET YARDS RUSHING	137	138
Rushing Attempts	31	46
Average Per Rush	4.4	3.0
Rushing Touchdowns	1	1
Yards Gained Rushing	148	161
Yards Lost Rushing	11	23
NET YARDS PASSING	235	353
Completions-Attempts-Int	21-33-1	27-36-0
Average Per Attempt	7.1	9.8
Average Per Completion	11.2	13.1
Passing Touchdowns	1	0
TOTAL OFFENSE YARDS	372	491
Total offense plays	64	82
Average Gain Per Play	5.8	6.0
Fumbles: Number-Lost	0-0	2-1
Penalties: Number-Yards	4-20	6-55
PUNTS-YARDS	5-188	3-159
Average Yards Per Punt	37.6	53.0
Net Yards Per Punt	29.6	41
Inside 20	2	0
50+ Yards	0	3
Touchbacks	0	1
Fair catch	2	0
KICKOFF-YARDS	6-361	7-441
Average Yards Per Kickoff	60.2	63.0
Net Yards Per Kickoff	35.2	41.6
Touchbacks	0	1
Fair Catch Yards	0	20
Punt returns: Number-Yards-TD	2-16-0	2-40-0
Average Per Return	8.0	20.0
Kickoff returns: Number-Yds-TD	5-105-0	6-150-0
Average Per Return	21.0	25.0
Interceptions: Number-Yds-TD	0-0-0	1-0-0
Fumble Returns: Number-Yds-TD	0-0-0	0-0-0
Miscellaneous Yards	0	0
Possession Time	26:05	33:55
1st Quarter	05:09	09:51
2nd Quarter	10:48	04:12
3rd Quarter	05:38	09:22
4th Quarter	04:30	10:30
Third-Down Conversions	7-16	9-19
Fourth-Down Conversions	1-1	1-1
Red-Zone Scores-Chances	4-4	4-4
Touchdowns	2-4	1-4
Field goals	2-4	3-4
Sacks By: Number-Yards	2-11	1-8
PAT Kicks	2-2	1-1
2Pts Conversions	0-0	0-0
Field Goals	3-3	6-6
Points off Turnover	0	7

SCORING SUMMARY

QTR	TIME	TM	PLAY	PL-YDS	TOP	SCORE
2nd	14:15	UNLV	J.Pizano 42 yd FG	9-26	3:58	0-3
2nd	7:39	CSU	J.Noyes 33 yd FG	15-59	6:31	3-3
2nd	3:58	CSU	A.Morrow 2 yd rush (J.Noyes kick)	7-73	2:29	10-3
2nd	0:53	CSU	J.Noyes 27 yd FG	9-70	1:43	13-3
3rd	11:10	UNLV	J.Pizano 43 yd FG	12-36	3:43	13-6
3rd	6:05	UNLV	J.Pizano 25 yd FG	7-19	3:01	13-9
3rd	3:06	UNLV	D.Lester 11 yd rush (J.Pizano kick)	6-66	2:15	13-16
4th	7:36	UNLV	J.Pizano 34 yd FG	16-78	7:40	13-19
4th	3:49	CSU	J.R-S 20 yd pass from B.F-N (J.Noyes kick)	7-75	3:42	20-19
4th	1:27	UNLV	J.Pizano 46 yd FG	7-46	2:17	20-22
4th	0:44	CSU	J.Noyes 55 yd FG	7-37	0:43	23-22
4th	0:00	UNLV	J.Pizano 28 yd FG	6-56	0:40	23-25

STATISTICS LEADERS

Colorado State

PASSING	C-A-I	Yds	TD	LG	SACK
B. Fowler-Nicolosi	21-32-0	235	1	35	1
Tory Horton	0-1-1	0	0	0	0

RUSHING	No.	Gain	Loss	Net	TD	LG	Avg.
Vann Schield	11	90	0	90	0	52	8.2
Avery Morrow	18	52	3	49	1	11	2.7
B. Fowler-Nicolosi	2	6	8	-2	0	6	-1.0

RECEIVING	TGT	No.	Yds	YAC	TD	LG
Tory Horton	11	7	48	15	0	17
Louis Brown IV	6	5	29	10	0	11
Dallin Holker	7	4	80	9	0	34
J. Ross-Simmons	5	4	76	66	1	35

UNLV

PASSING	C-A-I	Yds	TD	LG	SACK
Jayden Maiava	27-36-0	353	0	39	2

RUSHING	No.	Gain	Loss	Net	TD	LG	Avg.
Vincent Davis	17	63	2	61	0	13	3.6
Donavyn Lester	13	62	2	60	1	14	4.6
Jai'Den Thomas	7	28	6	22	0	11	3.1

RECEIVING	TGT	No.	Yds	YAC	TD	LG
Jacob De Jesus	9	9	120	51	0	29
Ricky White	13	9	74	28	0	21
Senika McKie	6	4	70	20	0	26
Kaleo Ballungay	3	2	52	11	0	39
Vincent Davis	1	1	27	28	0	27

GAME 8

19/19 Air Force (State Pride)

SCORE	1	2	3	4	OT	FINAL
Air Force	7	6	10	7	-	30
Colorado State	0	13	0	0	-	13

GAME DETAILS

Date	Oct. 28, 2023
Kick Time	5:09 p.m.
Stadium	Canvas Stadium
Location	Fort Collins, Colo.
Attendance	22,570

FORT COLLINS — Colorado State let a 13-13 halftime margin slowly evaporate in a 30-13 loss to Air Force.

The Rams were explosive and methodical in the first half, but with a driving snowstorm - the first during a game in Fort Collins since 2012 - the Air Raid was grounded by the offense's inability to do much of anything through the air.

Air Force was held largely in check, rushing for just 261 yards, well below their 300 per game average.

GAME BREAKDOWN

	CSU	AF
FIRST DOWNS	6	30
Rushing	3	12
Passing	2	15
Penalty	1	3
NET YARDS RUSHING	3	209
Rushing Attempts	20	47
Average Per Rush	0.2	4.4
Rushing Touchdowns	0	5
Yards Gained Rushing	41	228
Yards Lost Rushing	38	19
NET YARDS PASSING	167	305
Completions-Attempts-Int	14-26-1	24-32-0
Average Per Attempt	6.4	9.5
Average Per Completion	11.9	12.7
Passing Touchdowns	1	2
TOTAL OFFENSE YARDS	170	514
Total offense plays	46	79
Average Gain Per Play	3.7	6.5
Fumbles: Number-Lost	0-0	2-1
Penalties: Number-Yards	8-70	5-55
PUNTS-YARDS	8-341	3-145
Average Yards Per Punt	42.6	48.3
Net Yards Per Punt	42	48.3
Inside 20	3	2
50+ Yards	1	1
Touchbacks	0	0
Fair catch	3	1
KICKOFF-YARDS	3-188	8-473
Average Yards Per Kickoff	62.7	59.1
Net Yards Per Kickoff	36.7	38.4
Touchbacks	2	2
Fair Catch Yards	0	20
Punt returns: Number-Yards-TD	0-0-0	2-5-0
Average Per Return	0.0	2.5
Kickoff returns: Number-Yds-TD	5-96-0	0-0-0
Average Per Return	19.2	0.0
Interceptions: Number-Yds-TD	0-0-0	1-0-0
Fumble Returns: Number-Yds-TD	0-0-0	0-0-0
Miscellaneous Yards	0	0
Possession Time	22:25	37:35
1st Quarter	08:33	06:27
2nd Quarter	04:08	10:52
3rd Quarter	03:43	11:17
4th Quarter	06:01	08:59
Third-Down Conversions	1-12	5-10
Fourth-Down Conversions	0-2	0-0
Red-Zone Scores-Chances	0-1	7-7
Touchdowns	0-1	7-7
Field goals	0-1	0-7
Sacks By: Number-Yards	1-8	5-30
PAT Kicks	1-1	7-7
2Pts Conversions	0-0	0-0
Field Goals	1-1	0-1
Points off Turnover	0	0

SCORING SUMMARY

QTR	TIME	TM	PLAY	PL-YDS	TOP	SCORE
1st	5:03	AFA	D.Kinamon 9 yd pass from Z.Larrier (M.Dapore kick)	12-54	6:44	7-0
2nd	14:38	CSU	J.R-S 61 yd pass from B.Fowler-Nicolosi (J.Noyes kick)	1-61	0:08	7-7
2nd	7:15	CSU	J.Noyes 40 yd FG	12-67	3:44	7-10
2nd	4:00	AFA	J.Eldridge III 10 yd rush (M.Dapore kick missed)	3-11	1:31	13-10
2nd	0:45	CSU	J.Noyes 49 yd FG	8-43	3:15	13-13
3rd	8:58	AFA	Z.Larrier 1 yd rush (M.Dapore kick)	10-75	6:02	20-13
3rd	2:03	AFA	M.Dapore 29 yd FG	8-69	4:47	23-13
4th	8:51	AFA	E.Michel 5 yd rush (M.Dapore kick)	4-36	2:00	30-13

STATISTICS LEADERS

Colorado State

PASSING	C-A-I	Yds	TD	LG	SACK
B. Fowler-Nicolosi	28-45-0	297	1	61	2

RUSHING	No.	Gain	Loss	Net	TD	LG	Avg.
Vann Schield	14	53	0	53	0	10	3.8
Louis Brown IV	1	2	0	2	0	2	2.0
B. Fowler-Nicolosi	4	6	19	-13	0	6	-3.2

RECEIVING	TGT	No.	Yds	YAC	TD	LG
J. Ross-Simmons	13	8	128	49	1	61
Tory Horton	6	5	52	12	0	17
Dallin Holker	10	5	43	7	0	17
Louis Brown IV	8	5	37	9	0	14
Dylan Goffney	3	2	18	1	0	14
Vann Schield	3	2	18	28	0	9

Air Force

PASSING	C-A-I	Yds	TD	LG	SACK
Zac Larrier	4-7-0	32	1	14	1

RUSHING	No.	Gain	Loss	Net	TD	LG	Avg.
Emmanuel Michel	20	130	0	130	1	53	6.5
John Lee Eldridge III	11	62	5	57	1	12	5.2
Zac Larrier	14	41	5	36	1	9	2.6
Owen Burk	4	20	0	20	0	7	5.0
Aiden Calvert	2	16	0	16	0	12	8.0
Dane Kinamon	3	8	0	8	0	3	2.7

RECEIVING	TGT	No.	Yds	YAC	TD	LG
Brandon Engel	3	1	14	0	0	14
Dane Kinamon	1	1	9	7	1	9
Caleb Rillos	1	1	6	2	0	6
John Lee Eldridge III	1	1	3	7	0	3

GAME 9
at Wyoming

SCORE	1	2	3	4	OT	FINAL
Colorado State	0	7	0	8	-	15
Wyoming	3	7	14	0	-	24

GAME DETAILS

Date	Nov. 3, 2022
Kick Time	6:03 p.m.
Stadium	War Memorial Stadium
Location	Laramie, Wyo.
Attendance	27,905

LARAMIE, Wyo. — A pair of interceptions on consecutive drives to open the second half turned into 14 Wyoming points which ultimately proved to be the difference in the 115th Border War.

Colorado State was 0-for-10 on third downs on the night, and the offense was held to under 300 yards for the first time this season.

In the second half, Wyoming's average starting position for each drive was their own 48 yard line as the Rams were unable to get much of anything going on the offensive side of the ball. Defensively, the pass rush was largely stymied but rallied in the second half to hold off Wyoming's drives that did not begin with interceptions.

For the third straight year, The Bronze Boot stays in Laramie.

GAME BREAKDOWN

	CSU	WYO
FIRST DOWNS	**20**	**21**
Rushing	4	12
Passing	13	8
Penalty	3	1
NET YARDS RUSHING	54	194
Rushing Attempts	21	45
Average Per Rush	2.6	4.3
Rushing Touchdowns	0	1
Yards Gained Rushing	74	220
Yards Lost Rushing	20	26
NET YARDS PASSING	220	140
Completions-Attempts-Int	24-42-2	15-22-1
Average Per Attempt	5.2	6.4
Average Per Completion	9.2	9.3
Passing Touchdowns	2	2
TOTAL OFFENSE YARDS	274	334
Total offense plays	63	67
Average Gain Per Play	4.3	5.0
Fumbles: Number-Lost	1-1	0-0
Penalties: Number-Yards	3-25	10-110
PUNTS-YARDS	4-178	3-151
Average Yards Per Punt	44.5	50.3
Net Yards Per Punt	39.5	49.3
Inside 20	0	2
50+ Yards	0	1
Touchbacks	1	0
Fair catch	0	1
KICKOFF-YARDS	3-186	5-315
Average Yards Per Kickoff	62.0	63.0
Net Yards Per Kickoff	40	40
Touchbacks	2	3
Fair Catch Yards	16	25
Punt returns: Number-Yards-TD	1-3-0	0-0-0
Average Per Return	3.0	0.0
Kickoff returns: Number-Yds-TD	1-15-0	0-0-0
Average Per Return	15.0	0.0
Interceptions: Number-Yds-TD	1-0-0	2-10-0
Fumble Returns: Number-Yds-TD	0-0-0	1-61-0
Miscellaneous Yards	0	0
Possession Time	23:20	36:40
1st Quarter	04:53	10:07
2nd Quarter	06:47	08:13
3rd Quarter	03:20	11:40
4th Quarter	08:20	06:40
Third-Down Conversions	0-10	5-12
Fourth-Down Conversions	2-3	0-1
Red-Zone Scores-Chances	2-2	4-5
Touchdowns	2-2	3-5
Field goals	0-2	1-5
Sacks By: Number-Yards	3-20	1-8
PAT Kicks	1-1	3-3
2Pts Conversions	1-1	0-0
Field Goals	0-1	1-3
Points off Turnover	8	14

SCORING SUMMARY

QTR	TIME	TM	PLAY	PL-YDS	TOP	SCORE
1st	6:14	WYO	J.Hoyland 30 yd FG	12-66	6:21	0-3
2nd	14:34	WYO	G.Gentry 9 yd pass from A.Peasley (J.Hoyland kick)	8-70	4:12	0-10
2nd	7:45	CSU	L.Brown IV 18 yd pass from B.Fowler-Nicolosi (J.Noyes kick)	7-62	2:40	7-10
3rd	5:53	WYO	A.Asante 11 yd pass from A.Peasley (J.Hoyland kick)	6-38	2:20	7-17
3rd	1:08	WYO	S.Scott 6 yd rush (J.Hoyland kick)	8-46	3:41	7-24
4th	11:07	CSU	D.Goffney 9 yd pass from B.Fow.-Nic. (B.F-N from T.Horton)	3-38	1:22	15-24

STATISTICS LEADERS

Colorado State

PASSING	C-A-I	Yds	TD	LG	SACK
B. Fowler-Nicolosi	24-42-2	220	2	26	1

RUSHING	No.	Gain	Loss	Net	TD	LG	Avg.
Avery Morrow	11	39	0	39	0	13	3.5
Vann Schield	7	32	0	32	0	7	4.6
Louis Brown IV	1	3	0	3	0	3	3.0

RECEIVING	TGT	No.	Yds	YAC	TD	LG
Tory Horton	10	7	58	25	0	15
Louis Brown IV	6	5	55	13	1	18
Dylan Goffney	5	4	37	14	1	15
J.Ross-Simmons	7	3	37	19	0	26
Dallin Holker	11	3	33	23	0	14
Vann Schield	1	1	2	1	0	2
Avery Morrow	2	1	-2	-3	0	0

Wyoming

PASSING	C-A-I	Yds	TD	LG	SACK
Andrew Peasley	15-22-1	140	2	20	3

RUSHING	No.	Gain	Loss	Net	TD	LG	Avg.
Harrison Waylee	29	133	5	128	0	20	4.4
Andrew Peasley	11	69	20	49	0	20	4.5
Sam Scott	4	18	0	18	1	6	4.5
TEAM	1	0	1	-1	0	0	-1.0

RECEIVING	TGT	No.	Yds	YAC	TD	LG
Sam Scott	3	3	21	17	0	11
Wyatt Wieland	3	3	20	13	0	10
Alex Brown	2	2	32	7	0	16
Ayir Asante	4	2	31	1	1	20
Harrison Waylee	1	1	12	11	0	12
Gunner Gentry	1	1	9	0	1	9
Colin O'Brien	1	1	6	3	0	6
Will Pelissier	3	1	5	0	0	5
J. M. Gyllenborg	2	1	4	0	0	4
Treyton Welch	2	0	0	0	0	0

GAME 10
San Diego State

SCORE	1	2	3	4	OT	FINAL
San Diego State	0	0	6	13	-	19
Colorado State	5	10	7	0	-	22

GAME DETAILS

Date	Nov. 11, 2023
Kick Time	5:03 p.m.
Stadium	Canvas Stadium
Location	Fort Collins, Colo.
Attendance	22,033

FORT COLLINS — Colorado State's defense was suffocating for the majority of the evening as the held the visiting San Diego State Aztecs to just 273 yards of offense, a season-low for the Rams, to keep bowl hopes alive.

The star of the night was true freshman running back Justin Marshall who rushed for 119 yards on 18 carries in his first collegiate game - the first Ram freshman to do so since Ron Harris in 1974. Marshall's running was electric and gave the Rams a spark they needed on a night when the passing game was largely out of sync.

Mohamed Kamara got his 29th career sack, moving into second place all time at Colorado State.

GAME BREAKDOWN

	SDSU	CSU
FIRST DOWNS	12	18
Rushing	9	7
Passing	3	10
Penalty	0	1
NET YARDS RUSHING	142	121
Rushing Attempts	37	33
Average Per Rush	3.8	3.7
Rushing Touchdowns	1	0
Yards Gained Rushing	158	149
Yards Lost Rushing	16	28
NET YARDS PASSING	94	251
Completions-Attempts-Int	9-15-1	18-26-1
Average Per Attempt	6.3	9.7
Average Per Completion	10.4	13.9
Passing Touchdowns	1	0
TOTAL OFFENSE YARDS	236	372
Total offense plays	52	59
Average Gain Per Play	4.5	6.3
Fumbles: Number-Lost	0-0	1-1
Penalties: Number-Yards	5-40	3-35
PUNTS-YARDS	6-288	3-142
Average Yards Per Punt	48.0	47.3
Net Yards Per Punt	32.7	47
Inside 20	3	1
50+ Yards	3	1
Touchbacks	0	0
Fair catch	2	0
KICKOFF-YARDS	3-185	4-260
Average Yards Per Kickoff	61.7	65.0
Net Yards Per Kickoff	39	40
Touchbacks	1	4
Fair Catch Yards	0	0
Punt returns: Number-Yards-TD	1-1-0	3-92-1
Average Per Return	1.0	30.7
Kickoff returns: Number-Yds-TD	0-0-0	1-10-0
Average Per Return	0.0	10.0
Interceptions: Number-Yds-TD	1-0-0	1-0-0
Fumble Returns: Number-Yds-TD	0-0-0	0-0-0
Miscellaneous Yards	0	0
Possession Time	29:19	30:41
1st Quarter	06:56	08:04
2nd Quarter	09:53	05:07
3rd Quarter	06:24	08:36
4th Quarter	06:06	08:54
Third-Down Conversions	5-13	6-13
Fourth-Down Conversions	0-0	1-1
Red-Zone Scores-Chances	1-2	2-3
Touchdowns	1-2	0-3
Field goals	0-2	2-3
Sacks By: Number-Yards	5-27	2-13
PAT Kicks	2-2	1-1
2Pts Conversions	0-0	0-0
Field Goals	0-1	2-3
Points off Turnover	7	0

SCORING SUMMARY

QTR	TIME	TM	PLAY	PL-YDS	TOP	SCORE
1st	5:58	CSU	M.Kamara SAFETY, 00:00	-	-	0-2
1st	2:42	CSU	J.Noyes 34 yd FG	4-1	1:27	0-5
2nd	0:22	CSU	J.Noyes 30 yd FG	14-75	5:17	0-8
2nd	4:19	CSU	D.Holker 1 yd rush (J.Noyes kick)	8-90	4:08	0-15
3rd	10:10	SDSU	G.Plascencia 22 yd FG	6-71	2:57	3-15
3rd	7:31	CSU	J.Marshall 5 yd rush (J.Noyes kick)	7-75	2:39	3-22
3rd	3:06	SDSU	G.Plascencia 38 yd FG	9-45	4:18	6-22
4th	11:37	SDSU	J.Mayden 8 yd rush (2 pt failed)	9-46	4:26	12-22
4th	2:04	SDSU	J.Armstead 1 yd rush (G.Plascencia kick)	14-80	6:30	19-22

STATISTICS LEADERS

Colorado State

PASSING	C-A-I	Yds	TD	LG	SACK
B. Fowler-Nicolosi	17-30-1	202	0	41	0
Tory Horton	1-1-0	42	0	42	0

RUSHING	No.	Gain	Loss	Net	TD	LG	Avg.
Justin Marshall	18	119	0	119	1	21	6.6
Vann Schield	13	55	0	55	0	15	4.2
Avery Morrow	7	24	0	24	0	7	3.4

RECEIVING	TGT	No.	Yds	YAC	TD	LG
Dallin Holker	10	6	57	45	0	15
J. Ross-Simmons	6	4	89	47	0	41
Tory Horton	7	4	24	11	0	14
Vann Schield	2	2	23	26	0	16
Dylan Goffney	3	1	42	26	0	42
Louis Brown IV	3	1	9	10	0	9

San Diego State

PASSING	C-A-I	Yds	TD	LG	SACK
Jalen Mayden	19-25-0	128	0	25	3

RUSHING	No.	Gain	Loss	Net	TD	LG	Avg.
Cam Davis	9	67	0	67	0	19	7.4
Kenan Christon	5	46	2	44	0	39	8.8
Jalen Mayden	10	37	21	16	1	10	1.6
Jaylon Armstead	6	13	0	13	1	7	2.2

RECEIVING	TGT	No.	Yds	YAC	TD	LG
Mark Redman	7	4	53	22	0	25
Mekhi Shaw	3	3	27	17	0	14
Cam Davis	3	3	18	26	0	9
Joshua Nicholson	3	3	13	3	0	14
Phillippe Wesley	3	2	15	3	0	10

GAME 11
Nevada

SCORE	1	2	3	4	OT	FINAL
Nevada	3	10	7	0	-	20
Colorado State	14	6	3	7	-	30

GAME DETAILS

Date	Nov. 18, 2023
Kick Time	1:02 p.m.
Stadium	Canvas Stadium
Location	Fort Collins, Colo.
Attendance	20,121

FORT COLLINS — Colorado State built a 20-3 lead early in the second quarter, and despite a push from Nevada, the Rams held on to keep their bowl hopes alive for another week on Senior Day.

Jay Norvell, the former Nevada boss, moved to 2-0 against his former team in much difference fashion than the 2022 War of Attrition battle that took place in Reno. The Rams were explosive on offense and continued to see a spark come alive in their running game behind true freshman Justin Marshall who finished just two yards shy of a second consecutive 100-yard performance.

Defensively, the Rams held the Wolf Pack to just 13 offensive points - seven coming off a pick-six to close the half for Nevada - with a pair of interceptions from Henry Blackburn and Nuer Gatkuoth. Safety Jack Howell and linebacker Chase Wilson reached 100 tackles on the season.

GAME BREAKDOWN

	NEV	CSU
FIRST DOWNS	21	23
Rushing	7	12
Passing	12	9
Penalty	2	2
NET YARDS RUSHING	133	169
Rushing Attempts	43	34
Average Per Rush	3.1	5.0
Rushing Touchdowns	1	1
Yards Gained Rushing	187	179
Yards Lost Rushing	54	10
NET YARDS PASSING	194	245
Completions-Attempts-Int	21-30-2	15-31-1
Average Per Attempt	6.5	7.9
Average Per Completion	9.2	16.3
Passing Touchdowns	0	2
TOTAL OFFENSE YARDS	327	414
Total offense plays	73	65
Average Gain Per Play	4.5	6.4
Fumbles: Number-Lost	2-0	1-0
Penalties: Number-Yards	7-70	5-44
PUNTS-YARDS	4-174	4-153
Average Yards Per Punt	43.5	38.2
Net Yards Per Punt	43.5	38.2
Inside 20	1	3
50+ Yards	0	0
Touchbacks	0	0
Fair catch	2	1
KICKOFF-YARDS	4-260	7-455
Average Yards Per Kickoff	65.0	65.0
Net Yards Per Kickoff	40	40.7
Touchbacks	3	5
Fair Catch Yards	25	0
Punt returns: Number-Yards-TD	0-0-0	0-0-0
Average Per Return	0.0	0.0
Kickoff returns: Number-Yds-TD	2-45-0	0-0-0
Average Per Return	22.5	0.0
Interceptions: Number-Yds-TD	1-66-1	2-23-0
Fumble Returns: Number-Yds-TD	0-0-0	0-0-0
Miscellaneous Yards	0	0
Possession Time	35:30	24:30
1st Quarter	08:08	06:52
2nd Quarter	09:18	05:42
3rd Quarter	11:12	03:48
4th Quarter	06:52	08:08
Third-Down Conversions	5-16	4-11
Fourth-Down Conversions	2-2	0-0
Red-Zone Scores-Chances	3-4	4-4
Touchdowns	1-4	2-4
Field goals	2-4	2-4
Sacks By: Number-Yards	0-0	4-32
PAT Kicks	2-2	3-3
2Pts Conversions	0-0	0-0
Field Goals	2-3	3-3
Points off Turnover	7	10

SCORING SUMMARY

QTR	TIME	TM	PLAY	PL-YDS	TOP	SCORE
1st	12:45	CSU	A.Morrow 2 yd rush (J.Noyes kick)	4-24	1:05	0-7
1st	7:48	NEV	B.Talton 37 yd FG	10-56	4:57	3-7
1st	3:24	CSU	T.Horton 8 yd pass from B.Fowler-Nicolosi (J.Noyes kick)	11-75	4:24	3-14
2nd	14:12	CSU	J.Noyes 30 yd FG	7-38	2:11	3-17
2nd	9:48	CSU	J.Noyes 42 yd FG	8-42	3:06	3-20
2nd	0:27	NEV	B.Talton 31 yd FG	12-50	4:13	6-20
2nd	0:00	NEV	R.Toney Jr. 66 yd interception return (B.Talton kick)	-	0:27	13-20
3rd	12:40	CSU	J.Noyes 31 yd FG	7-61	2:20	13-23
3rd	6:54	NEV	B.Lewis 9 yd rush (B.Talton kick)	12-75	5:46	20-23
4th	10:44	CSU	L.Brown IV 38 yd pass from B.F-N (J.Noyes kick)	6-74	1:57	20-30

STATISTICS LEADERS

Colorado State

PASSING	C-A-I	Yds	TD	LG	SACK
B. Fowler-Nicolosi	15-30-1	245	2	53	0
Dane Olson	0-1-0	0	0	0	0

RUSHING	No.	Gain	Loss	Net	TD	LG	Avg.
Justin Marshall	19	100	2	98	0	15	5.2
Avery Morrow	9	52	2	50	1	13	5.6
Vann Schield	3	13	0	13	0	7	4.3
B. Fowler-Nicolosi	3	14	6	8	0	9	2.7

RECEIVING	TGT	No.	Yds	YAC	TD	LG
Tory Horton	11	6	78	10	1	53
J. Ross-Simmons	7	3	63	21	0	32
Dallin Holker	5	2	29	29	0	19
Justin Marshall	4	2	23	29	0	17
Louis Brown IV	1	1	38	5	1	38
Avery Morrow	1	1	14	0	0	14

Nevada

PASSING	C-A-I	Yds	TD	LG	SACK
Brendon Lewis	18-24-0	169	0	31	3
AJ Bianco	3-6-2	25	0	14	1

RUSHING	No.	Gain	Loss	Net	TD	LG	Avg.
Sean Dollars	20	73	4	69	0	20	3.4
Brendon Lewis	14	93	32	61	1	26	4.4
AJ Bianco	3	17	3	14	0	13	4.7
J. Badolato-Birdsell	2	4	0	4	0	2	2.0

RECEIVING	TGT	No.	Yds	YAC	TD	LG
John Jackson III	7	6	41	11	0	14
Dalevon Campbell	8	5	72	17	0	31
Cameron Zeidler	5	5	39	37	0	14
Spencer Curtis	6	3	27	10	0	11
Jamaal Bell	1	1	12	7	0	12

GAME 12
at Hawaii

SCORE	1	2	3	4	OT	FINAL
Colorado State	7	3	0	14	--	24
Hawaii	7	7	7	6	--	27

GAME DETAILS

Date	Nov. 25, 2023
Kick Time	6:07 p.m. HT
Stadium	Clarence T.C. Ching Complex
Location	Honolulu, Hawaii
Attendance	11,013

HONOLULU — With a 51-yard field goal on the final play of the game, Hawaii ended the Rams' hopes of the postseason with a 27-24 victory. The team needed a win on the final day of the regular season to reach a bowl game for the first time since 2017, but instead finish 5-7.

Down 24-10 early in the fourth quarter, the Rams tried to brush aside a night of below-par play with a flourish. It started with a 17-yard scoring pass from Brayden Fowler-Nicolosi to Louis Brown IV, and when they missed the 2-point attempt, they needed to do it again.

Which they did, on a fourth-down play where Hawaii flooded the pocket, Fowler-Nicolosi found Tory Horton for a 70-yard touchdown, then found Horton again for the 2-point conversion to tie the game with 54 seconds remaining. Horton finished with nine catches for 186 yards as Fowler-Nicolosi threw for 317 and the two scores.

GAME BREAKDOWN

	CSU	UH
FIRST DOWNS	21	26
Rushing	6	8
Passing	12	16
Penalty	3	2
NET YARDS RUSHING	108	151
Rushing Attempts	29	24
Average Per Rush	3.7	6.3
Rushing Touchdowns	1	1
Yards Gained Rushing	118	161
Yards Lost Rushing	10	10
NET YARDS PASSING	317	346
Completions-Attempts-Int	26-38-1	31-45-0
Average Per Attempt	8.3	7.7
Average Per Completion	12.2	11.2
Passing Touchdowns	2	2
TOTAL OFFENSE YARDS	425	497
Total offense plays	67	69
Average Gain Per Play	6.3	7.2
Fumbles: Number-Lost	0-0	1-0
Penalties: Number-Yards	5-53	9-89
PUNTS-YARDS	2-111	3-123
Average Yards Per Punt	55.5	41.0
Net Yards Per Punt	53.5	34.3
Inside 20	2	0
50+ Yards	2	0
Touchbacks	0	1
Fair catch	0	0
KICKOFF-YARDS	5-316	5-325
Average Yards Per Kickoff	63.2	65.0
Net Yards Per Kickoff	40	39.8
Touchbacks	4	4
Fair Catch Yards	16	0
Punt returns: Number-Yards-TD	1-0-0	1-4-0
Average Per Return	0.0	4.0
Kickoff returns: Number-Yds-TD	1-26-0	0-0-0
Average Per Return	26.0	0.0
Interceptions: Number-Yds-TD	0-0-0	1-0-0
Fumble Returns: Number-Yds-TD	0-0-0	0-0-0
Miscellaneous Yards	0	0
Possession Time	29:12	30:48
1st Quarter	06:56	08:04
2nd Quarter	10:37	04:23
3rd Quarter	02:40	12:20
4th Quarter	08:59	06:01
Third-Down Conversions	8-15	6-13
Fourth-Down Conversions	1-2	1-1
Red-Zone Scores-Chances	2-2	3-3
Touchdowns	1-2	2-3
Field goals	1-2	1-3
Sacks By: Number-Yards	1-6	1-5
PAT Kicks	1-1	3-3
2Pts Conversions	1-2	0-0
Field Goals	1-2	2-4
Points off Turnover	0	7

SCORING SUMMARY

QTR	TIME	TM	PLAY	PL-YDS	TOP	SCORE
1st	11:22	CSU	J. Marshall 21 yd rush (J. Noyes kick)	9-75	3:38	7-0
1st	0:08	UH	S. McBride 12 yd pass from B.Schager (M. Shipley kick)	9-80	4:30	7-7
2nd	9:27	CSU	J. Noyes 22 yd FG	15-70	5:41	10-7
2nd	6:32	UH	D. Tauaefa 26 yd pass from C. Hunes (M. Shipley kick)	5-75	2:55	10-14
3rd	8:24	UH	T. Mokiao-Atimalala 8 yd rush (M. Shipley kick)	9-85	4:02	10-21
4th	13:32	UH	M. Shipley 35 yd FG	17-74	8:16	10-24
4th	9:05	CSU	L. Brown IV 17 yd pass from B. Fowler-Nicolosi (2-pt fail)	10-74	4:20	16-24
4th	0:54	CSU	T. Horton 70 yd pass from B. Fowler-Nicolosi (2-pt good)	4-72	1:33	24-24
4th	0:00	UH	M. Shipley 51 yd FG	6-41	0:54	24-27

STATISTICS LEADERS

Colorado State

PASSING	C-A-I	Yds	TD	LG	SACK
B. Fowler-Nicolosi	26-38-1	317	2	70	1

RUSHING	No.	Gain	Loss	Net	TD	LG	Avg.
Justin Marshall	20	95	1	94	1	21	4.7
Damian Henderson II	5	21	2	19	0	7	3.8

RECEIVING	TGT	No.	Yds	YAC	TD	LG
Tory Horton	13	9	186	56	1	70
Louis Brown IV	5	5	45	13	1	17
Dallin Holker	7	5	28	5	0	12
Justus Ross-Simmons	6	3	30	13	0	15
Dawson Menegatti	2	2	19	3	0	13

Hawaii

PASSING	C-A-I	Yds	TD	Long	Sack
Brayden Schager	30-43-0	320	1	41	1
Chuuky Hines	1-1-0	26	1	26	0

RUSHING	No.	Gain	Loss	Net	TD	LG	Avg.
David Cordero	5	53	1	52	0	36	10.4
Brayden Schager	8	55	6	49	0	21	6.1
Landon Sims	9	39	3	36	0	16	4.0

RECEIVING	TGT	No.	Yds	YAC	TD	LG
Pofele Ashlock	10	7	81	26	0	41
Steven McBride	11	6	82	32	1	29
Koali Nishigaya	6	6	62	15	0	19
Devon Tauaefa	3	3	38	1	1	26
Landon Sims	3	3	37	39	0	21
Chuuky Hines	4	3	29	1	0	11
Jonah Panoke	3	2	15	5	0	8



THE PAST

OFFENSE

TOTAL YARDS

Season

1.	2013 (14 games)	6,591
2.	2017 (13 games)	6,402
3.	2014 (13 games)	6,252
4.	2016 (13 games)	6,012
5.	2003 (13 games)	5,706
6.	2015 (13 games)	5,536
7.	1996 (12 games)	5,507
8.	1997 (13 games)	5,496
9.	2002 (14 games)	5,440
10.	1990 (13 games)	5,250

Season, Per Game

1.	2017	492.5
2.	2014	480.9
3.	2013	470.8
4.	2016	462.5
5.	1996	458.9
6.	2003	438.9
7.	2019	437.4
8.	2015	425.8
9.	1994	424.0
10.	1997	422.8

Season, Per Play

1.	2014	7.09
2.	2016	6.68
3.	1997	6.64
4.	1996	6.57
5.	2017	6.55
6.	2003	6.34
7.	2013	6.27
8.	2019	6.24
9.	2015	5.98
10.	2005	5.96

Game

1.	New Mexico, 2014	698
2.	Toledo, 2019	694
3.	Chattanooga, 1996	693
4.	UC-Davis, 2014	676
5.	Emporia State, 1967	657
6.	Hawai'i, 2018	653
7.	at Hawai'i, 2021	651
8.	at New Mexico, 2013	649
9.	Air Force, 2013	629
10.	Boise State, 2013	629

Game, Per Play

1.	Chattanooga, 1996	11.6
2.	New Mexico, 2016	11.1
3.	at Hawai'i, 2017	10.3
4.	Wyoming, 2014	10.3
5.	UC Davis, 2014	10.1
6.	UTEP, 2013	9.4
7.	**Utah Tech, 2023**	**9.3**
	Tulsa, 2014	9.3
9.	vs. Idaho, 2016	9.1
10.	vs. Fresno State, 2008	9.0

Game, Fewest

1.	at Iowa State, 1980	96

TOTAL PLAYS

Season

1.	2013	1,051
2.	1990	1,018
3.	2017	977
4.	2002	973
5.	1977	937
6.	1983	931
7.	2015	926
8.	2021	911
9.	2003	900
	2016	900

Season, Per Game

1.	1970 (878; 11 games)	79.8
2.	1990 (1,018; 13 games)	78.3
3.	1967 (782; 10 games)	78.2
4.	1977 (937; 12 games)	78.1
5.	1980 (855; 11 games)	77.7
6.	1978 (854; 11 games)	77.6
	1983 (931; 12 games)	77.6
8.	1972 (849; 11 games)	77.2
9.	1986 (843; 11 games)	76.6
10.	1971 (840; 11 games)	76.4

Game

1.	Boise State, 2013	109
2.	UNLV, 1982	103
3.	Utah, 1990	101
4.	vs. Washington State, 2013	97
	Fullerton State, 1984	97
6.	at Utah, 1972	96
	New Mexico, 1986	96
	New Mexico, 1990	96
9.	Boise State, 2017	95
10.	Toledo, 2019	90

Game, Fewest

1.	Air Force, 11/8/2001	43

POINTS SCORED

Season

1.	2013	507
2.	1997	477
3.	2016	459
4.	2014	441
5.	2017	434
6.	2002	418
7.	1994	400
8.	2015	385
9.	2003	381
10.	1996	380

Season, Per Game

1.	1997	36.7
2.	2013	36.2
3.	2016	35.3
4.	2014	33.9
5.	2017	33.4
6.	1994	33.3
7.	1989	31.8
8.	1996	31.7
9.	2000	30.3
10.	2002	29.9

***Bolded** records are new updates from the previous season.*

Game

1.	Emporia State, 1967	77
2.	at UTEP, 1973	76
3.	at New Mexico, 2013	66
	Nevada, 1974	66
5.	Savannah State, 2015	65
6.	at San Diego State, 2016	63
7.	Hawaii, 1997	63
8.	Chattanooga, 1996	61
9.	Wyoming, 1913	61
10.	at Wyoming, 1922	60

Game, Half

1.	UTEP, 1984 (49-7)	49 (2H)
2.	Savannah State, 2015 (45-7)	45 (1H)
3.	vs. Idaho, 2016 (43-41)	43 (2H)
4.	San Diego State, 2016 (42-24)	42 (1H)
	at San Jose State, 1997 (42-13)	42 (2H)
	at UTEP, 1973 (42-17)	42 (1H)
	Emporia State, 1967 (42-0)	42 (2H)

Game, Quarter

1.	vs. Idaho, 2016	36 (4Q)
2.	at San Jose State, 1997	34 (4Q)
3.	New Mexico, 2014	30 (2Q)
4.	Nine times (last: at Hawaii, 2021)	28

Halftime Lead

1.	Northern Colorado, 2016 (38-0)	38
	Savannah State, 2015 (45-7)	38
	BYU, 2000 (38-0)	38
4.	Five times (last: at UNLV, 2016 (35-0))	35

TOUCHDOWNS SCORED

Season

1.	1997	64
2.	2013	63
3.	2016	61
4.	2014	58
5.	2017	56
6.	1994	51
7.	2002	50
	1996	50
9.	2003	49
10.	1990	48
	2015	48

Game

1.	at UTEP, 1973	11
	Emporia State, 1967	11
3.	at San Diego State, 2016	9
	Savannah State, 2015	9
	at New Mexico, 2013	9
	Hawaii, 1997	9
	Nevada, 1974	9
	Wyoming, 1913	9
9.	Five times (last: New Mexico, 2014)	8

FIRST DOWNS

Season

1.	2017	331
2.	2013	321
3.	2015	301
4.	2014	299
5.	2016	292
6.	2002	278
7.	2003	277
	1996	277
9.	1990	276
10.	2018	274

Season, Per Game

1.	2017	25.46
2.	2015	23.15
3.	1996	23.08
4.	2014	23.00
5.	2013	22.93
6.	2018	22.83
7.	1983	22.58
8.	2016	22.46
9.	1992	21.83
10.	1989	21.82

Game

1.	Toledo, 2019	36
2.	at New Mexico, 2013	35
	Boise State, 2013	35
4.	Boise State, 2017	33
	Savannah State, 2015	33
	Utah, 1992	33
	Idaho, 1992	33
8.	New Mexico, 2014	32
	Air Force, 2013	32
	Emporia State, 1967	32
	Wyoming, 1984	32

Game, Fewest

1.	Three times	4

THIRD DOWN CONVERSIONS

Season

1.	2017	0.503 (92-183)
2.	2014	0.489 (85-174)
3.	1985	0.463 (76-164)
4.	2015	0.460 (86-187)
5.	1996	0.453 (68-150)
6.	2008	0.452 (80-177)
	2003	0.452 (80-177)
8.	1986	0.443 (74-167)
9.	1992	0.439 (75-171)
10.	2002	0.433 (90-208)

FOURTH DOWN CONVERSIONS

Season *(Since 1991 - Min. 15 atts.)*

1.	2002	0.722 (13-18)
2.	2006	0.688 (11-16)
3.	2003	0.667 (14-21)
4.	2000	0.600 (9-15)
	2013	0.600 (15-25)
6.	2015	0.588 (10-17)
7.	1994	0.571 (8-14)
8.	2016	0.565 (13-23)
9.	2018	0.529 (9-17)
10.	2019	0.524 (11-21)

RUSHING YARDS

Season

1.	1992	2,881
2.	2002	2,880
3.	2013	2,861
4.	1997	2,845
5.	2016	2,831
6.	1990	2,827
7.	2017	2,603
8.	1978	2,580
9.	2015	2,571
10.	1989	2,541

Season, Per Game

1.	1992	240.1
2.	1978	234.5
3.	1989	231.0
4.	1967	226.2
5.	1997	218.8
6.	2016	217.8
7.	1990	217.5
8.	1976	217.4
9.	1963	216.5
10.	1996	208.8

Season, Per Attempt

1.	1997 (527 atts., 2,845 yds.)	5.40
2.	2016 (539 atts., 2,831 yds.)	5.25
3.	1996 (494 atts., 2,505 yds.)	5.07
4.	1992 (571 atts., 2,881 yds.)	5.05
5.	2017 (518 atts., 2,603 yds.)	5.03
6.	2013 (571 atts., 2,861 yds.)	5.01
7.	2015 (534 atts., 2,571 yds.)	4.81
8.	2014 (435 atts., 2,071 yds.)	4.76
9.	1950 (387 atts., 1,829 yds.)	4.73
10.	2001 (504 atts., 2,340 yds.)	4.64

Game

1.	Emporia State, 1967	522
2.	UTEP, 1978	475
3.	Chattanooga, 1996	462
4.	at Utah, 1989	449
5.	at BYU, 2001	440
6.	West Virginia, 1978	426
7.	at New Mexico State, 1949	422
8.	New Mexico, 2016	412
9.	South Dakota State, 1965	402
10.	at South Dakota State, 1996	385

RUSHING ATTEMPTS

Season

1.	1990	697
2.	1977	694
3.	1972	670
4.	2002	622
5.	1971	618
6.	2013	571
	1992	571
8.	2003	543
9.	2016	539
10.	2015	534

Season, Per Game

1.	1972 (670; 11 games)	60.9
2.	1977 (694; 12 games)	57.8
3.	1967 (571; 10 games)	57.1
4.	1971 (618; 11 games)	56.2
5.	1978 (613; 11 games)	55.7
6.	1976 (592; 11 games)	53.8
7.	1990 (697; 13 games)	53.6
8.	1989 (561; 11 games)	51.0
	1955 (510; 10 games)	51.0
10.	1970 (554; 11 games)	50.4

Game

1.	West Texas State, 1971	81
2.	Utah, 1990	76
3.	at Wichita State, 1968	75
4.	Utah State, 1977	74
	at Oregon State, 1975	74
	Wichita State, 1967	74

RUSHING TOUCHDOWNS

Season

1.	2013	37
	1990	37
3.	2002	32
	1997	32
	1996	32
6.	1989	31
7.	2016	30
8.	1994	29
9.	2017	26
	1966	26

Game

1.	Emporia State, 1967	9
2.	at New Mexico, 2013	6
	at Utah, 1989	6
	UTEP, 1974	6
	South Dakota State, 1965	6
6.	Multiple Times (Last: New Mexico, 2016)	5

PASSING YARDS

Season

1.	2014	4,181
2.	2017	3,799
3.	2013	3,730
4.	**2023**	**3,678**
5.	2019	3,663
6.	2018	3,659
7.	2005	3,436
8.	1983	3,373
9.	2008	3,227
10.	2003	3,226

Season, Per Game

1.	2014 (13 games)	321.6
2.	1983 (12 games)	306.6
3.	**2023 (12 games)**	**306.5**
4.	2019 (12 games)	305.2
5.	2018 (12 games)	304.9
6.	2017 (13 games)	292.2
7.	2005 (12 games)	286.3
8.	1987 (12 games)	267.2
9.	2013 (14 games)	266.4
10.	1974 (11 games)	261.8

Season, Per Attempt

1.	2014 (447 atts., 4,181 yds.)	9.4
2.	2003 (357 atts., 3,226 yds.)	9.0
3.	2016 (361 atts., 3,181 yds.)	8.8
	1997 (301 atts., 2,651 yds.)	8.8
5.	1996 (344 atts., 2,942 yds.)	8.6

Game

1.	Hawai'i, 2018	537
2.	at Hawaii, 2021	527
3.	**Utah Tech, 2023**	**474**
4.	UC Davis, 2014	452
5.	at Hawaii, 1987	449
6.	vs. Idaho, 2016	445
7.	at Boise State, 2014	434
	New Mexico, 1983	434
9.	vs. Navy, 2005	431
	Northern Colorado, 1983	431

PASSES ATTEMPTED

Season

1.	2018	502
2.	**2023**	**501**
3.	2013	480
4.	2017	459
5.	2014	447
6.	2019	446
7.	1983	444
8.	2008	427
9.	1987	418
10.	1980	413

Season, Per Game

1.	2018 (502 atts; 12 games)	41.8
2.	**2023 (501 atts; 12 games)**	**41.7**
3.	1980 (413 atts; 11 games)	37.5
4.	1982 (412 atts; 11 games)	37.4
5.	2019 (446 atts; 12 games)	37.2
6.	1983 (444 atts; 12 games)	37.0
7.	1988 (397 atts; 11 games)	36.1
8.	1984 (394 atts; 11 games)	35.8
9.	2017 (459 atts; 13 games)	35.3
10.	1987 (418 atts; 12 games)	34.8

Game

1.	at Boise State, 2014	58
	UNLV, 1982	58
3.	**at Utah State, 2023**	**57**
4.	at BYU, 1980	55
5.	**Boise State, 2023**	**54**
	Toledo, 2019	54
	Wyoming, 2018	54
	at Tulsa, 1988	54
9.	Boise State, 2013	53
10.	vs. Marshall, 2017	52
	at Colorado, 1995	52
	West Virginia, 1980	52

PASSES COMPLETED

Season

1.	**2023**	**311**
2.	2018	303
3.	2013	298
4.	2014	286
5.	2017	284
6.	2019	280
	1983	280
8.	2008	256
9.	2010	253
10.	2005	248

Season, Per Game

1.	**2023 (311 comp.; 12 games)**	**25.9**
2.	2018 (303 comp.; 12 games)	25.3
3.	2019 (280 comp.; 12 games)	23.3
	1983 (280 comp.; 12 games)	23.3
5.	2014 (286 comp.; 13 games)	22.0
6.	2017 (284 comp.; 13 games)	21.8
7.	2013 (298 comp.; 14 games)	21.3
8.	2010 (253 comp.; 12 games)	21.1
9.	2005 (248 comp.; 12 games)	20.7
10.	1987 (240 comp.; 12 games)	20.0

Game

1.	Boise State, 2013	36
2.	**at Colorado, 2023**	**35**
3.	Hawaii, 2018	34
	Wyoming, 2018	34
5.	South Dakota State, 2021	33
	Northern Colorado, 1983	33
7.	**Boise State, 2023**	**32**
	Toledo, 2019	32
	Arkansas, 2018	32
	West Virginia, 1980	32

COMPLETION PERCENTAGE

Season

1.	2010	.644 (253-393)
2.	2014	.640 (286-447)
3.	1997	.631 (190-301)
4.	1983	.6306 (280-444)
5.	2022	.6304 (203-322)
6.	2019	.628 (280-446)
7.	2007	.622 (197-317)
8.	2013	.6208 (298-480)
9.	**2023**	**.6207 (311-501)**
10.	2017	.619 (284-459)

Game *(Since 2000 - Min. 15 atts.)*

1.	vs. Colorado, 2006	.870 (20-23)
2.	at New Mexico, 2011	.846 (22-26)
3.	Wyoming, 2014	.833 (20-24)
4.	San Jose State, 2021	.826 (19-23)
5.	UNLV, 2006	.821 (23-28)
6.	at Hawaii, 2017	.818 (18-22)
7.	San Jose State, 2017	.813 (26-32)
	Georgia Southern, 2007	.813 (13-16)
9.	Idaho, 2010	.806 (29-36)
10.	at Michigan, 2022	.800 (16-20)

INTERCEPTIONS THROWN

Season

1.	1972 (11 games)	26
2.	1981 (12 games)	25
	1956 (10 games)	25
4.	1988 (11 games)	24
	1974 (11 games)	24
6.	1982 (11 games)	23
7.	1983 (12 games)	20
	1962 (10 games)	20
9.	1973 (11 games)	19
	1995 (12 games)	19
	1968 (10 games)	19
	1961 (10 games)	19

Game *(Since 2000)*

1.	vs. Boston College, 2003	5
2.	Air Force, 2007	4
	at TCU, 2005	4
	at Colorado, 2005	4
	at USC, 2004	4
	vs. Colorado, 2001	4
7.	**Multiple times (last vs. Boise State, 2023)**	**3**

INTERCEPTION AVOIDANCE

Season *(Min. 300 atts.)*

1.	2014 (447 atts; 7 INT)	0.016
2.	2016 (361 atts.; 7 INT)	0.019
3.	2017 (459 atts.; 10 INT)	0.022
4.	2013 (480 atts.; 11 INT)	0.023
5.	2019 (446 atts.; 11 INT)	0.025
6.	2021 (396 atts., 11 INT)	0.027
7.	1997 (301 atts.; 9 INT)	0.030
8.	2018 (502 atts.; 16 INT)	0.032
9.	1998 (366 atts.; 12 INT)	0.033
	2010 (393 atts.; 13 INT)	0.033

TOUCHDOWN PASSES

Season

1.	2014	34
2.	2016	29
	2017	29
4.	2018	26
5.	2005	25
6.	**2023**	**24**
	2015	24
	2013	24
	1997	24
10.	1974	23

Game

1.	Nevada, 1974	7
2.	at Hawaii, 2021	5
	Hawai'i, 2018	5
	vs. Idaho, 2016	5
	at San Diego State, 2016	5
	Savannah State, 2015	5
	Wyoming, 2014	5
	at Air Force, 2000	5
	at Arizona, 1977	5

DEFENSE

TOTAL DEFENSE

Season, Fewest Yards

1.	1950 (9 games)	2,223
2.	1955 (10 games)	2,362
3.	1958 (10 games)	2,383
4.	1951 (10 games)	2,451
5.	1967 (10 games)	2,735

Season, Most Yards

1.	2013 (14 games)	5,828
2.	2017 (13 games)	5,611
3.	1985 (12 games)	5,589
4.	2014 (13 games)	5,525
5.	1996 (12 games)	5,501

Season, Fewest Plays

1.	1950 (9 games)	556
2.	1955 (10 games)	616
3.	1966 (10 games)	636
4.	1956 (10 games)	653
5.	1964 (11 games)	654

Season, Fewest Yards Per Play

1.	1951 (10 games)	3.7
2.	1976 (11 games)	3.8
3.	1955 (10 games)	3.8
4.	1950 (9 games)	4.0
5.	1967 (10 games)	4.1

Game, Fewest Yards

1.	Colorado College, 1948	46
2.	New Mexico, 2021	69
3.	Weber State, 2006	86
4.	Wichita State, 1976	102
5.	Wyoming, 1958	125

Game, Fewest Plays

1.	at Utah State, 1962	38
2.	Colorado College, 1948	41
3.	Northern Colorado, 2011	43
4.	at Florida, 2018	44
5.	at BYU, 1961	46

Game, Fewest Yards Per Play

1.	at New Mexico, 2021	1.2
2.	Wichita State, 1976	1.6
3.	Weber State, 2006	1.8
	Arizona State, 1977	1.8
5.	New Mexico, 2022	2.1
6.	Utah State, 1994	2.3
	UTEP, 1994	2.3
	New Mexico, 1977	2.3

SCORING DEFENSE

Season, Fewest *(Since 1950)*

1.	1955 (10 games)	108
2.	1958 (10 games)	110
3.	1952 (10 games)	137
4.	1950 (9 games)	141
5.	1959 (10 games)	147

Season, Lowest Average *(Since 1950)*

1.	1955 (10 games)	10.8
2.	1958 (10 games)	11.0
3.	1952 (10 games)	13.7
4.	1959 (10 games)	14.7
5.	1967 (10 games)	14.9

Season, Most *(Since 1950)*

1.	1981 (12 games)	502
2.	2018 (12 games)	441
3.	2013 (14 games)	417
4.	2010 (12 games)	416
5.	1972 (11 games)	416

Season, Highest Average *(Since 1950)*

1.	1981 (12 games)	41.8
2.	1972 (11 games)	37.5
3.	2018 (12 games)	36.8
4.	2010 (12 games)	34.7
5.	1991 (11 games)	34.1

RUSHING DEFENSE

Season, Fewest Carries *(Since 1950)*

1.	1966 (10 games)	365
2.	1965 (10 games)	384
3.	1950 (9 games)	387
4.	1967 (10 games)	402
5.	1993 (11 games)	430

Season, Fewest Yards *(Since 1950)*

1.	1959 (10 games)	734
2.	1967 (10 games)	1,231
3.	1966 (10 games)	1,256
4.	1950 (9 games)	1,291
5.	1986 (10 games)	1,395

Game, Fewest Carries

1.	Northern Colorado, 1983	13
2.	Montana State, 1990	16
	BYU, 2000	16
4.	Utah State, 2014	19
	at San Diego State, 2002	19

Game, Fewest Yards

1.	Weber State, 2006	-38
2.	vs. Washington State, 2013	-10
3.	vs. UTSA, 2016	-1
4.	New Mexico State, 1982	0
5.	Pacific, 1964	1
6.	Wichita State, 1976	3
7.	vs. Oregon, 1990	7
8.	San Diego State, 1983	9

PASSING DEFENSE

Season, Fewest Yards

1.	1955 (10 games)	617
2.	1951 (10 games)	788
3.	1952 (10 games)	810
4.	1958 (10 games)	847
5.	1954 (10 games)	897

Game, Fewest Yards

1.	Utah State, 1949	-6
2.	at Air Force, 2022	0
	at Rice, 1998	0
	Air Force, 1988	0
	Wichita State, 1967	0
	at BYU, 1963	0
7.	West Texas State, 1971	7
8.	at Air Force, 1981	8
9.	at New Mexico, 1962	9

Season, Lowest Completion Percentage

1.	1967 (10 games)	37.0
2.	1952 (10 games)	38.3
3.	1958 (10 games)	39.0
4.	1971 (11 games)	41.0
5.	1969 (10 games)	41.0

INTERCEPTIONS

Season

1.	1990	25
2.	1977	23
3.	1978	22
4.	1965	21
	1989	21

Game

1.	West Virginia, 1978	6
2.	at New Mexico, 2001	5
	Fullerton State, 1989	5
	at Utah, 1989	5
	Wyoming, 1986	5
	at Arizona, 1977	5
	at Air Force, 1966	5
8.	Multiple times (last at Wyoming, 2001)	4

INTERCEPTION RETURNS

Season

1.	1997 (13 games)	346
2.	1993 (11 games)	296
	1995 (12 games)	296
4.	1965 (10 games)	275
5.	2000 (12 games)	260

Season, Per Return

1.	2007 (12 games)	26.0
2.	1993 (11 games)	24.7
3.	2012 (12 games)	23.6
4.	2009 (12 games)	20.6
5.	2000 (12 games)	20.0

Game *(Since 2000)*

1.	at UNLV, 2007	147
2.	Wyoming, 2000	129
3.	Hawaii, 2012	116
4.	at New Mexico, 2011	102
5.	at New Mexico, 2009	97

Season, Returned for Touchdown

1.	1997 (13 games)	4
2.	Eight times (last: 2012)	3

PASSES DEFENDED

Season *(Since 1967)*

1.	1994 (12 games)	94
2.	1967 (10 games)	91
3.	1996 (12 games)	82
4.	1980 (11 games)	78
5.	1977 (12 games)	71
	1995 (12 games)	71

SACKS

Season

1.	1982 (11 games)	44
2.	1987 (12 games)	40
3.	2021 (12 games)	39
4.	1997 (13 games)	38
5.	1994 (12 games)	36
6.	**2023 (12 games)**	**33**
	1988 (11 games)	33
	1991 (11 games)	33
	1995 (12 games)	33
	1998 (12 games)	33
	1999 (12 games)	33

Game

1.	at New Mexico, 2011	9
	vs. Colorado, 1999	9
3.	at Utah State, 2021	8
	Utah State, 1994	8
	at Wyoming, 1991	8
	at UTEP, 1989	8
7.	Seven times (last: Western Illinois, 2019)	7

SACKS, YARDS

Season *(Since 1984)*

1.	2021 (12 games)	257
	1988 (11 games)	257
3.	1987 (12 games)	253
4.	1990 (13 games)	252
5.	1994 (12 games)	230

TACKLES FOR LOSS

Season *(Since 1974)*

1.	1977 (12 games)	110
2.	2003 (13 games)	100
3.	1976 (11 games)	97
4.	2015 (13 games)	94
5.	1994 (12 games)	93

Game *(Since 2000)*

1.	Savannah State, 2015	16
2.	at Utah State, 2021	13
	at Utah State, 2017	13
	at New Mexico, 2011	13
5.	Five times (last: Middle Tennessee, 2022)	12

TACKLES FOR LOSS, YARDS

Season (Since 1974)

1.	1976 (11 games)	566
2.	1978 (11 games)	459
3.	1994 (12 games)	443
4.	1999 (12 games)	434
5.	1977 (12 games)	430

SPECIAL TEAMS

PUNTS

Season

1.	1979 (12 games)	86
2.	1968 (10 games)	84
3.	1964 (11 games)	79
	1981 (12 games)	79
5.	1975 (11 games)	75
6.	1976 (11 games)	72
	1977 (12 games)	72
	1982 (11 games)	72
9.	1972 (11 games)	71
10.	Five times (last: 2013; 14 games)	70

Season, Per Game

1.	1968 (84; 10 games)	8.4
2.	1964 (79; 11 games)	7.2
	1979 (86; 12 games)	7.2
4.	1952 (70; 10 games)	7.0
5.	1975 (75; 11 games)	6.8

Game

1.	at Arizona State, 11/17/1984	11

PUNTING YARDS

Season

1.	1979 (12 games)	3,572
2.	1976 (11 games)	3,323
3.	2018 (12 games)	3,140
4.	1968 (10 games)	3,116
5.	1977 (12 games)	3,097
6.	1981 (12 games)	3,044
7.	2021 (12 games)	2,995
8.	1982 (11 games)	2,980
9.	1973 (11 games)	2,892
10.	1964 (11 games)	2,890

Season, Gross Yards Per Punt

1.	2021 (2,995 yds., 60 punts)	49.9
2.	2018 (3,140 yds., 66 punts)	47.6
3.	2019 (2,274 yds., 49 punts)	46.4
4.	1976 (3,323 yds., 72 punts)	46.2
5.	2015 (2,393 yds., 53 punts)	45.2
6.	1998 (2,331 yds., 52 punts)	44.8
7.	2012 (2,764 yds., 62 punts)	44.6
8.	2005 (2,400 yds., 54 punts)	44.4
9.	2016 (2,469 yds., 56 punts)	44.1
10.	2017 (2,111 yds., 48 punts)	44.0

Season, Net Yards Per Punt *(Since 1998)*

1.	2019 (2,274 yds, 49 punts)	42.4
2.	2015 (2,393 yds, 53 punts)	42.0
3.	2021 (2,995 yds, 60 punts)	41.6
4.	**2023 (2,250 yds; 52 punts)**	**40.7**
5.	2016 (2,469 yds, 56 punts)	40.6

Game (Since 2000)

1.	San Diego State, 2001	461
2.	Minnesota, 2015	446
3.	vs. New Mexico, 2022	439
	vs. Colorado, 2018	439
5.	Boise State, 2011	425
6.	at Wyoming, 2010	424

PUNT RETURN YARDS

Season

1.	1949 (10 games)	777
2.	2000 (12 games)	720
3.	1999 (12 games)	588
4.	1997 (13 games)	583
5.	1995 (12 games)	562

Season, Per Return

1.	1997 (13 games)	17.7
2.	1949 (10 games)	16.2
3.	2000 (12 games)	15.7
4.	1995 (12 games)	15.6
5.	1999 (12 games)	15.5

Game

1.	Utah, 10/28/1999	214

PUNTS RETURNED

Season

1.	1994 (12 games)	47
2.	2000 (12 games)	46
3.	2001 (12 games)	41
4.	2003 (13 games)	39
5.	1977 (12 games)	38
	1999 (12 games)	38

Game

1.	New Mexico, 10/20/1990	10

PUNTS RETURNED FOR TD

Season

1.	1997 (13 games)	3
	1995 (12 games)	3
3.	2015 (13 games)	2
	2006 (12 games)	2
	2001 (12 games)	2
	1999 (12 games)	2
	1978 (11 games)	2
	1971 (11 games)	2

Game

1.	Utah, 10/28/1999	2

KICKOFFS RETURNED

Season

1.	2010 (12 games)	61
2.	2009 (12 games)	58
3.	2007 (12 games)	57
4.	2011 (12 games)	52
	1972 (12 games)	52

Game

1.	at Minnesota (9/10/2005)	10

KICKOFF RETURN YARDS

Season

1.	2010 (12 games)	1,482
2.	2009 (12 games)	1,335
3.	2007 (12 games)	1,314
4.	2011 (12 games)	1,251
	1972 (12 games)	1,178

Season, Per Return

1.	2001 (12 games)	25.9
2.	2021 (12 games)	25.6
3.	2015 (13 games)	25.1
4.	2019 (12 games)	24.6
5.	2010 (12 games)	24.3

Game

1.	at Air Force, 10/9/2010	263

FIELD GOALS

Season

1.	2021 (12 games)	25
2.	2002 (14 games)	24
3.	1998 (12 games)	22
4.	2013 (14 games)	21
5.	1986 (11 games)	19
6.	1980 (11 games)	16
7.	2008 (13 games)	16
8.	2010 (12 games)	16
9.	2007 (12 games)	16
10.	2015 (13 games)	16

Season, Conversion Percentage *(Min. 15 atts)*

1.	2008 (13 games)	0.889 (16-18)
2.	2013 (14 games)	0.875 (21-24)
3.	2017 (13 games)	0.833 (15-18)
4.	2004 (11 games)	0.824 (14-17)
5.	2007 (12 games)	0.800 (16-20)

Game

1.	San Jose State, 2021	6
2.	at Toledo, 2021	5
	at New Mexico, 2021	5
	at Virginia, 2002	5
	West Virginia, 1978	5
6.	11 times; last vs. Boise State, 2021	4

MISCELLANEOUS

FORCED FUMBLES

Season

1.	1977	50
2.	1974	48
3.	1976	41
4.	1973	39
5.	1965	37

Game

1.	at Denver, 1947	9
	at Utah, 1947	9
	Utah State, 1949	9
4.	at Wyoming, 1977	8
	Wyoming, 1970	8
6.	Multiple times (last: Wyoming, 2000)	7

FUMBLES LOST

Season, Most

1.	1977 (12 games)	28
2.	1976 (11 games)	27
3.	1956 (10 games)	26
	1971 (11 games)	26
5.	1978 (11 games)	24

Season, Fewest

1.	2009 (12 games)	3
2.	1997 (13 games)	4
	2008 (13 games)	4
4.	2006 (12 games)	6
	2017 (13 games)	6
	2018 (12 games)	6

Game, Most *(Since 2000)*

1.	at Wyoming, 2001	4
	Utah, 2003	4
	Savannah State, 2015	4
4.	Seven times (last: vs. Nevada, 2021)	3

PENALTIES

Season, Most Per Game

1.	1978 (195; 11 games)	9.5
2.	1983 (107; 12 games)	8.9
3.	1967 (88; 10 games)	8.8
4.	1977 (102; 12 games)	8.5
	1993 (93; 11 games)	8.5

Season, Fewest Per Game

1.	2002 (51; 14 games)	3.6
2.	2000 (46; 12 games)	3.8
3.	1955 (42; 10 games)	4.2
4.	2004 (48; 11 games)	4.4
5.	2010 (54; 12 games)	4.5

Game, Most *(Since 2002)*

1.	**at Colorado, 2023**	**17**
2.	at Nevada, 2022	14
3.	at San Jose State, 2022	13
4.	at Hawaii, 2013	12
	at Utah State, 2015	12
	Hawaii, 2018	12

PENALTY YARDS

Season, Most Per Game

1.	1978 (1,104 yds; 11 games)	92.2
2.	1967 (846 yds; 10 games)	84.6
3.	1975 (921 yds; 11 games)	83.7
4.	1977 (987 yds; 12 games)	82.3
5.	1982 (879 yds; 11 games)	79.9

Season, Fewest Per Game

1.	1960 (250 yds; 10 games)	25.0
2.	1962 (272 yds; 10 games)	27.2
3.	2000 (395 yds; 12 games)	32.9
4.	1955 (334 yds; 10 games)	33.4
5.	2002 (479 yds; 14 games)	34.2

Game, Most *(Since 2002)*

1.	**at Colorado, 2023**	**182**
2.	at Nevada, 2022	136
3.	UNLV, 2019	129
4.	Cal Poly, 2013	123
5.	at Colorado, 2017	120
	Hawaii, 2018	120

TURNOVER MARGIN

Season

1.	1997 (13 games)	+26
2.	1965 (10 games)	+19
3.	1990 (13 games)	+16
	1966 (10 games)	+16
5.	1989 (11 games)	+13
6.	1977 (12 games)	+9
	1964 (11 games)	+9
8.	1998 (12 games)	+7
	1993 (11 games)	+7
	1969 (10 games)	+7

TIME OF POSSESSION

Season

1.	2017	31:56
2.	2008	31:55
3.	1983	31:54
4.	1992	31:15
5.	1990	31:13
6.	2018	31:06
7.	2013	30:50
8.	2003	30:48
9.	2006	30:39
10.	2002	30:30

PASSING

PASS ATTEMPTS

Career

1.	Garrett Grayson, 2011-14	1,113
2.	Nick Stevens, 2014-17	1,032
3.	Kelly Stouffer, 1984-86	1,015
4.	Terry Nugent, 1980-83	1,009
5.	Anthoney Hill, 1991-94	847
6.	Moses Moreno, 1994-97	835
7.	Caleb Hanie, 2004-07	811
8.	Bradlee Van Pelt, 2001-03	792
9.	Matt Newton, 1997-00	762
10.	Scooter Molander, 1987-88	754

Season

1.	Garrett Grayson, 2013	479
2.	**Brayden Fowler-Nicolosi, 2023**	**470**
3.	Nick Stevens, 2017	459
4.	Terry Nugent, 1983	433
5.	Garrett Grayson, 2014	420
6.	Scooter Molander, 1987	407
7.	Steve Fairchild, 1980	392
8.	Pete Thomas, 2010	391
9.	Terry Nugent, 1982	382
10.	Todd Centeio, 2021	380

Game

1.	Garrett Grayson, at Boise State (9/6/2014)	58
	Terry Nugent, UNLV (11/6/1982)	58
3.	**Brayden Fowler-Nicolosi, at Utah St. (10/7/2023)**	**57**
4.	**Brayden Fowler-Nicolosi, Boise State (10/14/2023)**	**54**
	Collin Hill, Wyoming (10/26/2018)	54
6.	Garrett Grayson, Boise State (11/2/2013)	53
7.	Patrick O'Brien, Toledo (9/21/2019)	52
	Steve Fairchild, West Virginia (9/13/1980)	52
	Nick Stevens, vs. Marshall (12/16/2017)	52
10.	Garrett Grayson, vs. Washington State (12/21/2013)	51
	Grant Stucker, at BYU (9/26/2009)	51

PASS COMPLETIONS

Career

1.	Garrett Grayson, 2011-14	688
2.	Nick Stevens, 2014-17	639
3.	Kelly Stouffer, 1984-86	577
4.	Terry Nugent, 1980-83	569
5.	Caleb Hanie, 2004-07	495
6.	Moses Moreno, 1994-97	480
7.	Matt Newton, 1997-00	443
8.	Bradlee Van Pelt, 2001-03	429
9.	Justin Holland, 2002-05	426
10.	Anthoney Hill, 1991-94	421

Season

1.	Garrett Grayson, 2013	297
2.	**Brayden Fowler-Nicolosi, 2023**	**292**
3.	Nick Stevens, 2017	284
4.	Terry Nugent, 1983	275
5.	Garrett Grayson, 2014	270
6.	Pete Thomas, 2010	253
7.	Scooter Molander, 1987	237
8.	Justin Holland, 2005	235
9.	Billy Farris, 2008	233
10.	Todd Centeio, 2021	229

Game

1.	Garrett Grayson, Boise State (11/2/2013)	36
2.	**Brayden Fowler-Nicolosi, at Colorado (9/16/2023)**	**34**
	Collin Hill, Wyoming (10/26/2018)	34
	K.J. Carta-Samuels, Hawaii (8/25/2018)	34
5.	**Brayden Fowler-Nicolosi, Boise St. (10/14/2023)**	**32**
	Patrick O'Brien, Toledo (9/21/2019)	32
	K.J. Carta-Samuels, Arkansas (9/8/2018)	32
8.	Garrett Grayson, at Boise State (9/6/2014)	31
	Garrett Grayson, vs. Washington St. (12/21/2013)	31
	Grant Stucker, at BYU (9/26/2009)	31
	Moses Moreno, Air Force (11/2/1996)	31
	Scooter Molander, at Hawaii (11/7/1987)	31

PASSING YARDS

Career

1.	Garrett Grayson, 2011-14	9,191
2.	Nick Stevens, 2014-17	8,550
3.	Kelly Stouffer, 1984-86	7,142
4.	Terry Nugent, 1980-83	7,103
5.	Moses Moreno, 1994-97	6,986
6.	Caleb Hanie, 2004-07	6,337
7.	Anthoney Hill, 1991-94	6,309
8.	Bradlee Van Pelt, 2001-03	6,271
9.	Justin Holland, 2002-05	5,668
10.	Matt Newton, 1997-00	5,634

Season

1.	Garrett Grayson, 2014	4,006
2.	Nick Stevens, 2017	3,799
3.	Garrett Grayson, 2013	3,696
4.	**Brayden Fowler-Nicolosi, 2023**	**3,460**
5.	Terry Nugent, 1983	3,319
6.	Justin Holland, 2005	3,185
7.	Scooter Molander, 1987	3,168
8.	Todd Centeio, 2021	2,960
9.	Billy Farris, 2008	2,934
10.	Moses Moreno, 1996	2,921

Game

1.	K.J. Carta-Samuels, Hawaii (8/25/2018)	537
2.	Todd Centeio, at Hawaii (11/20/2021)	527
3.	**Brayden Fowler-Nicolosi, Utah Tech (9/30/2023)**	**462**
4.	Scooter Molander, at Hawaii (11/7/1987)	449
5.	Nick Stevens, vs. Idaho (12/22/2016)	445
6.	Garrett Grayson, Boise State (9/6/2014)	434
	Terry Nugent, New Mexico (10/29/1983)	434
8.	Garrett Grayson, UC-Davis (9/13/2014)	425
9.	Patrick O'Brien, Toledo (9/21/2019)	420
10.	Justin Holland, Wyoming (10/22/2005)	419

By Class, Season

Season	Player	Yards	Year
Freshman	**B. Fowler-Nicolosi**	**3,460**	**2023**
Sophomore	Nick Stevens	2,679	2015
Junior	Garrett Grayson	3,696	2013
Senior	Garrett Grayson	4,006	2014

COMPLETION PERCENTAGE

Career *(Min. 400 atts.)*

1.	Pete Thomas, 2010-11	.635 (414-652)
2.	Justin Holland, 2002-05	.626 (426-681)
3.	Nick Stevens, 2014-17	.619 (639-1032)
4.	Garrett Grayson, 2011-14	.618 (688-1,113)
5.	Caleb Hanie, 2004-07	.610 (495-811)
6.	**Brayden Fowler-Nicolosi, 2022-23**	**.609 (309-507)**
7.	Patrick O'Brien, 2019-20	.6077 (254-418)
8.	Collin Hill, 2016-19	.6074 (263-433)
9.	Billy Farris, 2005-08	.605 (253-418)
10.	Kevin Verdugo, 1989-91	.587 (286-487)

Season *(Min. 150 atts.)*

1.	Clay Millen, 2022	.722 (169-234)
2.	Pete Thomas, 2010	.647 (253-391)
3.	Garrett Grayson, 2014	.643 (270-420)
4.	Nick Stevens, 2016	.642 (129-201)
5.	Caleb Hanie, 2007	.642 (188-293)
6.	Justin Holland, 2005	.637 (235-369)
7.	Terry Nugent, 1983	.635 (275-433)
8.	Moses Moreno, 1997	.623 (175-281)
9.	**Brayden Fowler-Nicolosi, 2023**	**.621 (292-470)**
10.	Garrett Grayson, 2013	.620 (297-479)

Game *(Min. 15 atts.)*

1.	Caleb Hanie, Colorado (9/9/2006)	.870 (20-23)
2.	Garrett Grayson, Wyoming (10/25/2014)	.857 (18-21)
3.	Pete Thomas, at New Mexico (9/3/2011)	.846 (22-26)
4.	Todd Centeio, San Jose St. (10/9/2021)	.826 (19-23)
	Moses Moreno, San Jose St. (10/19/1996)	.826 (19-23)
6.	Caleb Hanie, UNLV (10/07/2006)	.821 (23-28)
7.	Terry Nugent, at UTEP (10/22/1983)	.819 (14-18)
8.	Conner Smith, at San Diego St. (10/13/2012)	.818 (18-22)
	Nick Stevens, at Hawai'i (9/30/2017)	.818 (18-22)
10.	**B. Fowler-Nicolosi, Utah Tech (9/30/2023)**	**.813 (26-32)**
	Caleb Hanie, Georgia Southern (11/17/2007)	.813 (13-16)
	Nick Stevens, San Jose State (11/18/2017)	.813 (26-32)

TOUCHDOWN PASSES

Career

1.	Nick Stevens, 2014-17	70
2.	Garrett Grayson, 2011-14	64
3.	Moses Moreno, 1994-97	51
4.	Matt Newton, 1998-00	42
5.	Terry Nugent, 1980-83	40
6.	Caleb Hanie, 2004-07	39
	Anthoney Hill, 1991-94	39
8.	Bradlee Van Pelt, 2001-03	38
9.	Justin Holland, 2002-05	36
	Kelly Stouffer, 1984-86	36

Season

1.	Garrett Grayson, 2014	32
2.	Nick Stevens, 2017	29
3.	Garrett Grayson, 2013	23
	Justin Holland, 2005	23
5.	**Brayden Fowler-Nicolosi, 2023**	**22**
	Moses Moreno, 1997	22
7.	Nick Stevens, 2015	21
8.	Matt Newton, 2000	20
9.	K.J. Carta-Samuels, 2018	19
	Nick Stevens, 2016	19
	Billy Farris, 2008	19
	Bradlee Van Pelt, 2003	19
	Mark Driscoll, 1974	19

Game

1.	Mark Driscoll, Nevada (10/19/1974)	6
2.	Todd Centeio, at Hawaii (11/20/2021)	5
	K.J. Carta-Samuels, Hawaii (8/25/2018)	5
	Nick Stevens, vs. Idaho (12/22/2016)	5
	Nick Stevens, Savannah State (9/5/2015)	5
	Garrett Grayson, Wyoming (10/25/2014)	5
	Matt Newton, at Air Force (11/11/2000)	5
	Dan Graham, at Arizona (11/5/1977)	5

LONGEST PASS

1.	D. Graham to R. Harris, Northern Colorado (9/24/1977)	94
2.	P. O'Brien to W. Jackson, at New Mexico (10/11/2019)	87
	K. Verdugo to G. Primus, UTEP (9/22/1990)	87
4.	B. Van Pelt to D. Anderson, Miami (OH) (9/20/2003)	86
5.	B. Van Pelt to J. Dreessen, at California (9/06/2003)	85
	M. Moreno to G. Turner, at Oregon (9/14/1996)	85
	M. Moreno to P. Turner, UTEP (11/04/1995)	85
8.	C. Hanie to D. Morton, at UNLV (10/20/2007)	83
	C. Hanie to D. Morton, at Air Force (10/12/2006)	83
10.	J. Holland to D. Anderson, Wyoming (10/22/2005)	82
11.	B. Van Pelt to J. Cuppari, at San Diego St. (11/16/2002)	80
	M. Moreno to J. Calhoun, Chattanooga (8/31/1996)	80
	S. Molander to T. Branch, at BYU (10/8/1988)	80
	J. Callahan to R. McClary, at Colorado (10/13/1956)	80

PASSER RATING

Career *(Min. 300 att.)*

1.	Nick Stevens, 2014-17	148.7
2.	Garrett Grayson, 2011-14	145.3
3.	Justin Holland, 2002-05	140.5
4.	Moses Moreno, 1994-97	140.3
5.	Collin Hill, 2016-19	137.7
6.	Patrick O'Brien, 2019-20	137.3
7.	Caleb Hanie, 2004-07	134.2
8.	Billy Farris, 2006-08	133.4
9.	Kevin Verdugo, 1989-91	131.6
10.	Matt Newton, 1997-00	130.8

Season *(Min. 150 att.)*

1.	Nick Stevens, 2016	171.3
2.	Garrett Grayson, 2014	166.2
3.	Moses Moreno, 1997	155.3
4.	Bradlee Van Pelt, 2003	153.4
5.	Clay Millen, 2022	149.8
6.	Justin Holland, 2005	148.6

CONSECUTIVITY

Attempts without an Interception

1.	Garrett Grayson, 2014	213
2.	Nick Stevens, 2017	145
3.	Tom Thennell, 1981	140
4.	Garrett Grayson, 2013	138
5.	Todd Centeio, 2021	123

Completions

1.	K.J. Carta-Samuels, vs. Arkansas, 2018	14
	Caleb Hanie, vs. Colorado, 2006*	14
	Justin Holland, vs. Navy, 2005	14
4.	**B. Fowler-Nicolosi, at Middle Tennessee, 2023**	**12**
	Todd Centeio, San Jose State, 2021*	12
	Nick Stevens, at Hawaii, 2017	12
	Justin Holland, vs. New Mexico, 2005*	12
8.	**Six times (Last: B. Fowler-Nicolosi, at Colorado, 2023)**	**10**

**Start of the game*

RECEIVING

RECEPTIONS

Career

1.	Rashard Higgins, 2013-15	239
2.	David Anderson, 2002-05	223
3.	Greg Primus, 1989-92	194
4.	Jeff Champine, 1980-83	184
5.	Michael Gallup, 2016-17	176
6.	Johnny Walker, 2004-07	172
7.	**Tory Horton, 2022-23**	**167**
8.	Trey McBride, 2018-21	164
9.	Keli McGregor, 1981-84	153
10.	Willie Miller, 1972-74	148

Season

1.	Michael Gallup, 2017	100
2.	**Tory Horton, 2023**	**96**
	Preston Williams, 2018	96
	Rashard Higgins, 2014	96
5.	Trey McBride, 2021	90
6.	David Anderson, 2005	86
7.	Warren Jackson, 2019	77
8.	Michael Gallup, 2016	76
9.	Rashard Higgins, 2015	75
10.	David Anderson, 2003	72

Game

1.	**Tory Horton, at Colorado (9/16/2023)**	**16**
2.	Jeff Champine, New Mexico (10/29/1983)	14
3.	Trey McBride, South Dakota State (9/3/2021)	13
	Michael Gallup, at Air Force (11/12/2016)	13
	Michael Gallup, Nevada (10/14/2017)	13
6.	Warren Jackson, Toledo (9/21/2019)	12
	Preston Williams, at Air Force (11/22/2018)	12
	Preston Williams, Arkansas (9/8/2018)	12
	Rashard Higgins, at Air Force (11/28/2014)	12
	David Anderson, at Colorado (9/3/2005)	12
	David Anderson, BYU (10/2/2004)	12
	Keli McGregor, Air Force (9/3/1983)	12
	Jeff Champine, Northern Colorado (11/5/1983)	12
	Jeff Champine, Mississippi State (10/10/1981)	12

RECEIVING YARDS

Career

1.	Rashard Higgins, 2013-15	3,649
2.	David Anderson, 2002-05	3,634
3.	Greg Primus, 1989-92	3,263
4.	Jeff Champine, 1980-83	2,811
5.	Willie Miller, 1972-74	2,735
6.	Michael Gallup, 2016-17	2,685
7.	**Tory Horton, 2022-23**	**2,267**
8.	Johnny Walker, 2004-07	2,223
9.	Pete Rebstock, 1998-01	2,185
10.	Trey McBride, 2018-21	2,100

Season

1.	Rashard Higgins, 2014	1,750
2.	Michael Gallup, 2017	1,413
3.	Preston Williams, 2018	1.345
4.	David Anderson, 2003	1,293
5.	Michael Gallup, 2016	1,272
6.	David Anderson, 2005	1,221
7.	Willie Miller, 1974	1,193
8.	**Tory Horton, 2023**	**1,136**
9.	Tory Horton, 2022	1,131
10.	Trey McBride, 2021	1,121

Game

1.	Olabisi Johnson, vs. Idaho (12/22/2016)	265
2.	Michael Gallup, Nevada (10/14/2017)	263
3.	Greg Primus, Hawaii (09/28/1991)	256
4.	Preston Williams, at Air Force (11/22/2018)	248
5.	David Anderson, BYU (10/2/2004)	232
6.	Willie Miller, at Arizona State (11/23/1974)	230
7.	**Tory Horton, Utah Tech (9/30/2023)**	**227**
8.	Jeff Champine, Northern Colorado (11/5/1983)	219
9.	Warren Jackson, at New Mexico (10/11/2019)	214
10.	Michael Gallup, at Air Force (11/12/2016)	213

TOUCHDOWN RECEPTIONS

Career

1.	Rashard Higgins, 2013-15	31
2.	Jeff Champine, 1980-83	21
	Michael Gallup, 2016-17	21
4.	David Anderson, 2002-05	20
	Kory Sperry, 2004-08	20
6.	Paul Turner, 1993-97	19
7.	Willie Miller, 1972-74	18
8.	Mark R. Bell, 1975-78	17
	Greg Primus, 1989-92	17
10.	**Tory Horton, 2022-23**	**16**

Season

1.	Rashard Higgins, 2014	17
2.	Preston Williams, 2018	14
	Michael Gallup, 2016	14
4.	Dion Morton, 2008	10
	Jeff Champine, 1981	10
	Jeff Raikes, 1982	10
7.	David Anderson, 2003	9
	Paul Turner, 1995	9
	Mark R. Bell, 1977	9
	Willie Miller, 1974	9

Game

1.	Rashard Higgins, Tulsa (10/4/2014)	4
2.	**Tory Horton, Utah Tech (9/30/2023)**	**3**
	Tory Horton, Middle Tennessee (9/10/2022)	3
	Preston Williams, at Air Force (11/22/2018)	3
	Michael Gallup, vs. Idaho (12/22/2016)	3
	Michael Gallup, at San Diego State (11/26/2016)	3
	Michael Gallup, Nevada (10/14/2017)	3
	Rashard Higgins, UNLV (11/14/2015)	3
	Willie Miller, Nevada (10/19/1974)	3
	Kory Sperry, Colorado (9/1/2007)	3
	Dustin Osborn, at Minnesota (9/10/2005)	3
	Greg Primus, UTEP (10/10/92)	3
	Cecil Stockdale, at Wyoming (9/29/1979)	3

RECEIVING AVERAGE

Career

1.	Willie Miller, 1972-74	18.5
2.	Todd Tyrrell, 1984-87	17.2
3.	J.D. Brookhart, 1985-87	16.9
4.	Greg Primus, 1989-92	16.8
5.	Rashaun Greer, 2007-09	16.5
	Paul Turner, 1993-97	16.5
7.	David Anderson, 2002-05	16.3
8.	Olabisi Johnson, 2015-18	16.2
9.	Pete Rebstock, 1998-2001	15.3
	Rashard Higgins, 2013-15	15.3
	Michael Gallup, 2016-17	15.3
	Jeff Champine, 1980-83	15.3

Season

1.	Jeff Raikes, 1982	27.93 (30-838)
2.	Willie Miller, 1974	22.51 (53-1,193)
3.	Olabisi Johnson, 2016	21.89 (28-613)
4.	J.D. Brookhart, 1986	21.52 (27-581)
5.	Pete Rebstock, 2001	20.63 (30-619)
6.	Joey Cuppari, 2002	19.97 (35-699)
7.	Mark R. Bell, 1977	19.93 (40-797)
8.	Darran Hall, 1997	19.84 (25-496)
9.	Damon Morton, 2007	19.35 (40-774)
10.	Mark R. Bell, 1978	19.13 (24-459)

100-YARD RECEIVING GAMES

Career

1.	Rashard Higgins, 2013-15	18
2.	David Anderson, 2001-05	16
3.	Willie Miller, 1972-74	15
4.	Michael Gallup, 2016-17	12
	Greg Primus, 1989-92	12
6.	**Tory Horton, 2022-23**	**9**
7.	Trey McBride, 2018-21	8
8.	Jeff Champine, 1980-83	7
9.	Dante Wright, 2019-21	6
	Preston Williams, 2018	6
	Johnny Walker, 2004-07	6
	Pete Rebstock, 1998-2001	6
	Geoff Turner, 1996-97	6

Season

1.	Rashard Higgins, 2014	10
2.	Trey McBride, 2021	6
	Preston Williams, 2018	6
	Michael Gallup, 2017	6
	Michael Gallup, 2016	6
	Rashard Higgins, 2015	6
	David Anderson, 2005	6
	David Anderson, 2003	6
	Willie Miller, 1974	6

RECEIVING BY CLASS

RECEPTIONS

Freshman

1.	Rashard Higgins, 2013	68
2.	Dante Wright, 2019	57
3.	Johnny Walker, 2004	35
4.	Xavier Williams, 2014	30
5.	Paul Turner, 1993	28

Sophomore

1.	Rashard Higgins, 2014	96
2.	David Anderson, 2003	72
3.	Jeff Champine, 1981	66
4.	Greg Primus, 1991	56
5.	**Louis Brown IV, 2023**	**47**

Junior

1.	Warren Jackson, 2019	77
2.	Michael Gallup, 2016	76
3.	Rashard Higgins, 2015	74
4.	Tory Horton, 2022	71
5.	Greg Primus, 1991	67

Senior

1.	Michael Gallup, 2017	100
2.	**Tory Horton, 2023**	**96**
	Preston Williams, 2018	96
4.	Trey McBride, 2021	90
5.	David Anderson, 2005	86

RECEIVING YARDS

Freshman

1.	Rashard Higgins, 2013	837
2.	Dante Wright, 2019	805
3.	Johnny Walker, 2004	449
4.	Paul Turner, 1993	435
5.	Xavier Williams, 2014	430

Sophomore

1.	Rashard Higgins, 2014	1,750
2.	David Anderson, 2003	1,293
3.	Greg Primus, 1991	1,008
4.	Jeff Champine, 1981	882
5.	Willie Miller, 1972	749

Junior

1.	Michael Gallup, 2016	1,272
2.	Tory Horton, 2022	1,131
3.	Warren Jackson, 2019	1,119
4.	Rashaun Greer, 2008	1,114
5.	Greg Primus, 1991	1,081

Senior

1.	Michael Gallup, 2017	1,413
2.	Preston Williams, 2018	1,345
3.	David Anderson, 2005	1,221
4.	Willie Miller, 1974	1,193
5.	**Tory Horton, 2023**	**1,136**

RECEIVING TOUCHDOWNS

Freshman

1.	Rashard Higgins, 2013	6
2.	Dante Wright, 2019	4
	Matt Bartz, 2002	4
4.	Justus Ross-Simmons, 2022	3
	Paul Turner, 1993	3
	Xavier Williams, 2014	3
	Jordan Vaden, 2013	3
	Cam Butler, 2017	3

Sophomore

1.	Rashard Higgins, 2014	17
2.	Jeff Champine, 1981	10
3.	David Anderson, 2003	9
4.	**Louis Brown IV, 2023**	**5**
	Joey Cuppari, 2000	5
	Jerry Spackman, 1965	5

Junior

1.	Michael Gallup, 2016	14
2.	Dion Morton, 2008	10
3.	Mark R. Bell, 1977	9
4.	Tory Horton, 2022	8
	Warren Jackson, 2019	8
	Rashard Higgins, 2015	8
	Greg Primus, 1991	8

Senior

1.	Preston Williams, 2018	14
2.	Jeff Raikes, 1982	10
3.	Willie Miller, 1974	9
4.	**Tory Horton, 2023**	**8**
	David Anderson, 2005	8
	Bill Sherman, 1984	8

RECEIVING BY TIGHT END

RECEPTIONS

Career

1.	Trey McBride, 2018-21	164
2.	Keli McGregor, 1981-84	153
3.	Kory Sperry, 2004-08	141
4.	Joel Dreessen, 2001-04	123
5.	Crockett Gillmore, 2010-13	111

Season

1.	Trey McBride, 2021	90
2.	Keli McGregor, 1983	69
3.	**Dallin Holker, 2023**	**64**
4.	Harper LeBel, 1983	59
5.	Crockett Gillmore, 2013	47
	Keli McGregor, 1984	47

RECEIVING YARDS

Career

1.	Trey McBride, 2018-21	2,100
2.	Kory Sperry, 2004-08	1,763
3.	Keli McGregor, 1981-84	1,604
4.	Crockett Gillmore, 2010-13	1,308
5.	Joel Dreessen, 2001-04	1,295

Season

1.	Trey McBride, 2021	1,121
2.	**Dallin Holker, 2023**	**767**
3.	Harper LeBel, 1983	729
4.	Keli McGregor, 1983	717
5.	Crockett Gillmore, 2013	577

TOUCHDOWN RECEPTIONS

Career

1.	Kory Sperry, 2004-08	20
2.	Kivon Cartwright, 2011-15	11
3.	Trey McBride, 2018-21	10
	Joel Dreessen, 2001-04	10
5.	Matt Bartz, 2002-05	9

Season

1.	**Dallin Holker, 2023**	**6**
	Kivon Cartwright, 2013	6
	Kory Sperry, 2008	6
4.	Kory Sperry, 2006	5
5.	Trey McBride, 2020	4
	Trey McBride, 2019	4
	Steven Walker, 2014	4
	Crockett Gillmore, 2011	4
	Kory Sperry, 2005	4
	Matt Bartz, 2002	4

RECEIVING BY BACKS

RECEPTIONS

Career

1.	Steve Bartalo, 1983-86	132
2.	Scott Whitehouse, 1984-88	83
3.	Dalyn Dawkins, 2015-17	70
4.	Lawrence McCutcheon,1969-71	67
5.	Todd Yert, 1987-90	60

Season

1.	Scott Whitehouse, 1988	41
2.	Steve Bartalo, 1986	40
3.	Steve Bartalo, 1985	40
4.	Alvin Lewis, 1980	37
5.	Steve Bartalo 1983	35

RECEIVING YARDS

Career

1.	Steve Bartalo, 1983-86	1,079
2.	Scott Whitehouse, 1984-88	838
3.	Ron Harris, 1974-77	653
4.	Dalyn Dawkins, 2015-17	650
5.	Alvin Lewis, 1977-80	554

Season

1.	Lawrence McCutcheon, 1970	486
2.	Jake Green, 1970	459
3.	Scott Whitehouse, 1988	368
4.	Scott Whitehouse, 1987	336
5.	Alvin Lewis, 1980	335

TOUCHDOWN RECEPTIONS

Career

1.	Ron Harris, 1974-77	6
2.	Lawrence McCutcheon,1969-71	4
3.	Steve Bartalo, 1983-86	3
	Scott Whitehouse, 1984-88	3
	Todd Yert, 1987-90	3
	Marvin Kinsey, 2016-19	3

Season

1.	Raymond Carter, 2010	3
	Scott Whitehouse, 1987	3
	Ron Harris, 1977	3
	Lawrence McCutcheon, 1970	3
5.	10 times (last: David Bailey, 2021)	2

RUSHING

RUSHING ATTEMPTS

Career

1.	Steve Bartalo, 1983-86	1,211
2.	Ron Harris, 1974-77	760
3.	Lawrence McCutcheon, 1969-71	649
4.	Damon Washington, 1995-98	619
5.	Gartrell Johnson, 2004-08	581
6.	Dalyn Dawkins, 2015-17	557
7.	Oscar Reed, 1965-67	550
8.	Kyle Bell, 2004-08	543
9.	Cecil Sapp, 1999-02	540
10.	Izzy Matthews, 2015-18	538

Season

1.	Steve Bartalo, 1986	362
2.	Cecil Sapp, 2002	347
3.	Steve Bartalo, 1985	338
4.	Steve Bartalo, 1983	292
5.	Kapri Bibbs, 2013	281
6.	Gartrell Johnson, 2008	278
7.	Kyle Bell, 2005	276
8.	Lawrence McCutcheon, 1971	261
9.	Lawrence McCutcheon, 1970	242
10.	Kevin McDougal, 1999	232

Game

1.	Steve Bartalo, Air Force (10/19/1985)	47
	Steve Bartalo, New Mexico (10/12/1985)	47
3.	Steve Bartalo, at Iowa State (10/24/1983)	43
4.	Alvin Lewis, Utah State (11/26/1977)	41
5.	Kyle Bell, Colorado (09/01/2007)	40
6.	Calvin Branch, San Diego St. (10/26/1996)	39
	Steve Bartalo, Colorado (09/06/1986)	39
	Steve Bartalo, at UTEP (11/22/1986)	39
	Lawrence McCutcheon, BYU (11/07/1970)	39
10.	Kapri Bibbs, Nevada (11/09/2013)	38
	Calvin Branch, Wyoming (11/16/1996)	38
	Steve Bartalo, at UTEP (10/22/1983)	38

RUSHING YARDS

Career

1.	Steve Bartalo, 1983-86	4,813
2.	Damon Washington, 1995-98	3,616
3.	Dalyn Dawkins, 2015-17	3,185
4.	Ron Harris, 1974-77	3,118
5.	Kevin McDougal, 1996-99	3,067
6.	Lawrence McCutcheon, 1969-71	2,917
7.	Gartrell Johnson, 2004-08	2,776
8.	Izzy Matthews, 2015-18	2,654
9.	Cecil Sapp, 1999-02	2,642
10.	Oscar Reed, 1965-67	2,581

Season

1.	Kapri Bibbs, 2013	1,741
2.	Cecil Sapp, 2002	1,601
3.	Gartrell Johnson, 2008	1,476
4.	Steve Bartalo, 1986	1,419
5.	Dayln Dawkins, 2017	1,399
6.	Steve Bartalo, 1985	1,368
7.	Kyle Bell, 2005	1,288
8.	Calvin Branch, 1996	1,279
9.	Dee Hart, 2014	1,275
10.	Kevin McDougal, 1999	1,164

Game

1.	Kapri Bibbs, Nevada (11/09/2013)	312
2.	Tony Alford, at Utah (10/28/1989)	310
3.	Kapri Bibbs, at New Mexico (11/16/2013)	291
4.	Gartrell Johnson, vs. Fresno State (12/20/2008)	285
5.	Chris Nwoke, Air Force (11/26/2011)	269
6.	Kevin McDougal, vs. New Mexico (12/06/1997)	255
7.	Marvin Kinsey, Jr., Toledo (9/21/2019)	246
8.	Henri Childs, at BYU (11/01/2001)	237
9.	Chris Nwoke, San Diego State (11/12/2011)	232
10.	Dee Hart, New Mexico (11/22/2004)	230

RUSHING TOUCHDOWNS

Career

1.	Steve Bartalo, 1983-86	46
2.	Todd Yert, 1987-90	36
3.	Kapri Bibbs, 2013	31
4.	Izzy Matthews, 2015-18	30
5.	Cecil Sapp, 1999-02	29
6.	Kevin McDougal, 1996-99	26
	Bradlee Van Pelt, 2001-03	26
8.	Gartrell Johnson, 2004-08	24
	Damon Washington, 1995-98	24
	Oscar Reed, 1965-67	24

Season

1.	Kapri Bibbs, 2013	31
2.	Calvin Branch, 1996	21
3.	Steve Bartalo, 1986	19
4.	Todd Yert, 1990	17
	Cecil Sapp, 2002	17
6.	Dee Hart, 2014	16
7.	Izzy Matthews, 2016	13
	Kevin McDougal, 1997	13
9.	Steve Bartalo, 1985	12
	Gartrell Johnson, 2008	12

Game *(Since 2000)*

1.	Kapri Bibbs, at New Mexico (11/16/2013)	6
2.	Dee Hart, New Mexico (11/22/2014)	5
3.	Kapri Bibbs, Nevada (11/9/2013)	4
	Dee Hart, at San Jose State (11/1/2014)	4
5.	12 times (last: Kapri Bibbs, vs. Wash. St. (12/21/2013))	3

RUSHING AVERAGE

Career *(Min. 200 attempts)*

1.	Kapri Bibbs, 2013	6.2
	Kevin McDougal, 1996-99	6.2
3.	Damon Washington, 1995-98	5.8
	Wayne Schneider, 1957-59	5.8
5.	Dalyn Dawkins, 2015-17	5.7
6.	Calvin Branch, 1996	5.6
7.	Tony Alford, 1987-90	5.5
8.	John Ivlow, 1991-92	5.4
	Bradlee Van Pelt, 2001-03	5.4
10.	Leonice Brown, 1991-94	5.3
	Brian Copeland, 1988-91	5.3

Season

1.	Kevin McDougal, 1997	7.4 (150-1,111)
2.	Leonice Brown, 1994	6.98 (73-510)
3.	Wayne Schneider, 1958	6.9 (84-580)
4.	Leonice Brown, 1992	6.73 (156-1,051)
5.	Tony Alford, 1989	6.59 (157-1,035)
6.	Dee Hart, 2014	6.57 (194-1,275)
7.	Norris Jones, 1976	6.51 (43-280)
8.	Renard Carn, 1994	6.42 (47-302)
9.	Jess Willis, 1965	6.22 (77-479)
10.	Kapri Bibbs, 2013	6.2 (281-1,741)

MOST 100-YARD RUSHING GAMES

Career

1.	Steve Bartalo, 1983-86	28
2.	Dalyn Dawkins, 2015-17	15
3.	Damon Washington, 1995-98	14
4.	Cecil Sapp, 1999-2002	13
	Kevin McDougal, 1996-99	13
6.	Gartrell Johnson, 2004-08	11
7.	E.J. Watson, 1993-95	10
8.	Kyle Bell, 2004-08	8
	Bradlee Van Pelt, 2001-03	8
	Alvin Lewis, 1977-80	8
	Lawrence McCutcheon, 1969-71	8

Season

1.	Cecil Sapp, 2002	9
	Steve Bartalo, 1986	9
3.	Steve Bartalo, 1985	8
4.	Dalyn Dawkins, 2017	7
	Dee Hart, 2014	7

LONGEST SCORING RUN

1.	Cecil Sapp, at Air Force (11/11/2000)	89
2.	Wayne Schneider, BYU (10/04/1958)	86
3.	Kapri Bibbs, Nevada (11/09/2013)	85
4.	Wayne Schneider, at Colorado (11/22/1958)	83
5.	Eddie Hanna, at Denver (10/09/1948)	83
6.	Duan Ruff, Tulsa (10/10/1998)	80
	Damon Washington, Chattanooga (08/31/1996)	80
	Tony Alford, Hawaii (10/21/1989)	80
	Leonice Brown, at LSU (09/26/1992)	80
	Jack Christiansen, at Denver (09/23/1950)	80

LONGEST NON-SCORING RUN

1.	Kim Jones, at UTEP (10/27/1973)	78
2.	Damon Washington, at Tulsa (10/12/1996)	73
3.	Donnell Alexander, at Hawai'i (10/26/2013)	70
4.	Leonice Brown, Utah State (9/10/1994)	69
5.	Avery Morrow, Hawaii (10/22/2022)	67
	Chris Nwoke, San Diego State (11/12/2011)	67
7.	Kevin McDougal, Air Force (11/18/1999)	66
8.	Dante Wright, at New Mexico (10/11/2019)	64
	Cecil Sapp, at BYU (10/24/2002)	64
10.	Anthoney Hill, Utah (10/22/1994)	62

RUSHING BY CLASS

RUSHING ATTEMPTS

Freshman

1.	Steve Bartalo, 1983	292
2.	Ron Harris, 1974	218
3.	Larry Jones, 1977	185
4.	Donnell Alexander, 2012	117
5.	Damon Washington, 1995	104

Sophomore

1.	Kapri Bibbs, 2013	281
2.	Kyle Bell, 2005	276
3.	Steve Bartalo, 1984	219
4.	Ron Harris, 1975	218
5.	Chris Nwoke, 2011	200

Junior

1.	Steve Bartalo, 1985	338
2.	Lawrence McCutcheon, 1970	242
3.	Ron Harris, 1976	190
4.	Oscar Reed, 1966	188
5.	Gartrell Johnson III, 2007	181

Senior

1.	Steve Bartalo, 1986	362
2.	Cecil Sapp, 2002	347
3.	Gartrell Johnson III, 2008	278
4.	Lawrence McCutcheon, 1971	261
5.	Calvin Branch, 1996	228

RUSHING YARDS

Freshman

1.	Steve Bartalo, 1983	1,113
2.	Ron Harris, 1974	956
3.	Larry Jones, 1977	790
4.	Damon Washington, 1995	600
5.	Izzy Matthews, 2015	590

Sophomore

1.	Kapri Bibbs, 2013	1,741
2.	Kyle Bell, 2005	1,288
3.	Chris Nwoke, 2011	1,130
4.	Kevin McDougal, 1997	1,111
5.	Damon Washington, 1996	1,075

Junior

1.	Steve Bartalo, 1985	1,368
2.	Damon Washington, 1997	1,112
3.	Tony Alford, 1989	1,035
4.	Lawrence McCutcheon, 1970	1,008
5.	Gartrell Johnson III, 2007	957

Senior

1.	Cecil Sapp, 2002	1,601
2.	Gartrell Johnson III, 2008	1,476
3.	Dalyn Dawkins, 2017	1,399
4.	Steve Bartalo, 1986	1,319
5.	Calvin Branch, 1996	1,279

RUSHING TOUCHDOWNS

Freshman

1.	Steve Bartalo, 1983	8
2.	Ron Harris, 1974	7
	Larry Jones, 1977	7
	Marvin Kinsey, 2016	7
5.	Izzy Matthews, 2015	5

Sophomore

1.	Kapri Bibbs, 2013	31
2.	Izzy Matthews, 2016	13
	Kevin McDougal, 1997	13
4.	Kyle Bell, 2005	10
	Cecil Sapp, 2000	10

Junior

1.	Steve Bartalo, 1985	12
2.	Bradlee Van Pelt, 2002	11
3.	Oscar Reed, 1966	10
	Todd Yert, 1989	10
	Van Ward, 1994	10

Senior

1.	Calvin Branch, 1996	21
2.	Steve Bartalo, 1986	19
3.	Cecil Sapp, 2002	17
	Todd Yert, 1990	17
5.	Dee Hart, 2014	16

TOTAL OFFENSE

YARDS

Career

1.	Garrett Grayson, 2011-14	9,512
2.	Nick Stevens, 2014-17	8,746
3.	Bradlee Van Pelt, 2001-03	8,579
4.	Anthoney Hill, 1991-94	7,428
5.	Moses Moreno, 1994-97	6,728
6.	Kelly Stouffer, 1984-86	6,666
7.	Caleb Hanie, 2004-07	6,523
8.	Terry Nugent, 1980-83	6,298
9.	Justin Holland, 2002-05	5,377
10.	Matt Newton, 1997-00	5,376

Season

1.	Garrett Grayson, 2014	3,960
2.	Garrett Grayson, 2013	3,815
3.	Bradlee Van Pelt, 2003	3,754
4.	Nick Stevens, 2017	3,922
5.	**Brayden Fowler-Nicolosi, 2023**	**3,433**
6.	Todd Centeio, 2021	3,397
7.	Terry Nugent, 1983	3,043
8.	Justin Holland, 2005	3,011
9.	Anthoney Hill, 1994	2,999
10.	Moses Moreno, 1996	2,903

Game

1.	K.J. Carta-Samuels, Hawaii (8/25/2018)	562
2.	Todd Centeio, at Hawaii (11/20/2021)	544
3.	**Brayden Fowler-Nicolosi, Utah Tech (9/30/2023)**	**481**
4.	Nick Stevens, vs. Idaho (12/22/2016)	450
5.	Garrett Grayson, Boise State (11/02/2013)	445
6.	Patrick O'Brien, Toledo (9/21/2019)	432
7.	Garrett Grayson, UC-Davis (09/13/2014)	431
8.	Garrett Grayson, at Boise State (09/06/2014)	428
9.	Garrett Grayson, Air Force (11/30/2013)	421
10.	Bradlee Van Pelt, Colorado (08/30/2003)	416

POINTS SCORED

Career

1.	Wyatt Bryan, 2015-18 (K)	337
2.	Steve Bartalo, 1983-86 (RB)	294
3.	Jeff Babcock, 2001-04 (K)	275
4.	Jared Roberts, 2012-14 (K)	270
5.	Mike Brown, 1988-91 (K)	255
6.	Todd Yert, 1987-90 (RB)	234
7.	Jason Smith, 2004-08 (K)	233
8.	Steve DeLine, 1983-86 (K)	200
9.	Jon Poole, 1980-83 (K)	193
10.	Izzy Matthews, 2015-18 (RB)	192

Season

1.	Kapri Bibbs, 2013 (RB)	186
2.	Calvin Branch, 1996 (RB)	132
3.	Jared Roberts, 2013 (K)	121
4.	Jeff Babcock, 2002 (K)	118
5.	Steve Bartalo, 1986 (RB)	114
6.	Dee Hart, 2014 (RB)	108
7.	Cayden Camper, 2021 (PK)	102
	Rashard Higgins, 2014 (WR)	102
	Cecil Sapp, 2002 (RB)	102
	Todd Yert, 1990 (RB)	102

TOUCHDOWNS

Career

1.	Steve Bartalo, 1983-86	49
2.	Todd Yert, 1987-90	36
3.	Izzy Matthews, 2015-18	32
4.	Rashard Higgins, 2013-15	31
	Kapri Bibbs, 2013	31
6.	Cecil Sapp, 1999-02	29
7.	Lawrence McCutcheon, 1969-71	27
	Kevin McDougal, 1996-99	27
9.	Bradlee Van Pelt, 2001-03	26
	Ron Harris, 1974-77	26
	Oscar Reed, 1965-67	26

Season

1.	Kapri Bibbs, 2013	31
2.	Calvin Branch, 1996	22
3.	Steve Bartalo, 1986	19
4.	Dee Hart, 2014	18
5.	Rashard Higgins, 2014	17
	Cecil Sapp, 2002	17
	Todd Yert, 1990	17
8.	Preston Williams, 2018	14
	Michael Gallup, 2016	14
	Kevin McDougal, 1997	14

Game

1.	Kapri Bibbs, at New Mexico (11/16/2013)	6
	Dee Hart, New Mexico (11/22/2014)	6
3.	Dee Hart, at San Jose State (11/01/2014)	4
	Rashard Higgins, Tulsa (10/04/2014)	4
	Kapri Bibbs, Nevada (11/09/2013)	4
	Todd Yert, vs. Cal State Fullerton (9/16/1989)	4
	Todd Yert, at Hawaii (10/7/1987)	4
	Steve Bartalo, vs. Northern Colorado (9/20/1986)	4
	Steve Bartalo, at UTEP (10/10/1984)	4

SPECIAL TEAMS

FIELD GOALS, MADE

Career

1.	Wyatt Bryan, 2015-18	53
2.	Jeff Babcock, 2002-04	51
3.	Jason Smith, 2005-08	45
	Mike Brown, 1988-91	45
5.	Jared Roberts, 2012-14	42
	Steve DeLine, 1984-86	42
7.	Jon Poole, 1980-83	38
8.	Ben DeLine, 2008-11	36
9.	Cayden Camper, 2019-22	32
10.	Derek Franz, 1997-98	28

Season

1.	Cayden Camper, 2021	25
2.	Jeff Babcock, 2002	24
3.	Jared Roberts, 2013	21
	Derek Franz, 1998	21
5.	Steve DeLine, 1986	19
6.	Jon Poole, 1980	16
	Jason Smith, 2007	16
	Ben DeLine, 2010	16
	Wyatt Bryan, 2015	16
10.	Jordan Noyes, 2023	15
	Wyatt Bryan, 2017	15

FIELD GOAL PERCENTAGE

Career *(Min 25 atts.)*

1.	Jared Roberts, 2012-14	.778 (42-of-54)
2.	Jason Smith, 2005-08	.776 (45-of-58)
3.	Derek Franz, 1995-98	.757 (28-of-37)
4.	Jeff Babcock, 2002-04	.750 (51-of-68)
5.	Wyatt Bryan, 2015-18	.736 (53-of-72)
6.	Steve DeLine, 1984-86	.724 (42-of-58)
7.	Ben DeLine, 2008-11	.706 (36-of-51)
8	Cayden Camper, 2019-22	.696 (32-of-46)
9.	David Napier, 1993-94	.692 (18-of-26)
10.	Mike Brown, 1988-91	.682 (45-of-66)

Season *(Min 10 atts.)*

1.	Jason Smith, 2008	.923 (12-of-13)
2.	Jared Roberts, 2012	.900 (9-of-10)
	Jason Smith, 2005	.900 (9-of-10)
4.	Jared Roberts, 2013	.875 (21-of-24)
5.	Wyatt Bryan, 2017	.833 (15-of-18)
6.	Jeff Babcock, 2004	.824 (14-of-17)
7.	Derek Franz, 1998	.808 (21-of-26)
8.	Jason Smith, 2007	.800 (16-of-20)
9.	Steve DeLine, 1986	.792 (19-of-24)
10.	**Jordan Noyes, 2023**	**.789 (15-of-19)**

LONGEST FIELD GOALS MADE

1.	Clark Kemble, Arizona (1975)	63
2.	Steve DeLine, Air Force (1985)	60
3.	Clark Kemble, BYU (1974)	59
4.	Steve DeLine, Wyoming (1986)	58
5.	**Jordan Noyes, at UNLV (2023)**	**55**
	Wyatt Bryan, Arkansas (2018)	55
	Peter Rantzau, at Air Force (1992)	55

EXTRA POINTS

Career

1.	Wyatt Bryan, 2015-18	178 (188)
2.	Jared Roberts, 2012-14	144 (147)
3.	Mike Brown, 1988-91	120 (130)
4.	Jeff Babcock, 2002-04	116 (122)
5.	Jason Smith, 2005-08	98 (100)
	C.W. Hurst, 1997-2000	98 (104)
7.	Matt McDougal, 1994-96	92 (98)
8.	Jon Poole, 1980-83	81 (87)
9.	Steve DeLine, 1983-86	76 (78)
10.	Derek Franz, 1995-98	71 (79)

Season

1.	Jared Roberts, 2014	57 (58)
2.	Wyatt Bryan, 2016	53 (55)
	Wyatt Bryan, 2017	53 (55)
4.	Jeff Babcock, 2003	46 (48)
5.	Matt McDougal, 1996	45 (47)
6.	Wyatt Bryan, 2015	43 (46)
7.	Derek Franz, 1997	37 (41)
8.	Matt McDougal, 1995	33 (36)
9.	Peter Rantzau, 1992	32 (35)
10.	**Jordan Noyes, 2023**	**29 (29)**
	Cayden Camper, 2021	29 (29)

PUNTING AVERAGE

Career

1.	Ryan Stonehouse, 2017-21	47.8
2.	Jimmie Kaylor, 2004-07	44.0
3.	Hayden Hunt, 2013-16	43.8
	Pete Kontodiakos, 2009-12	43.8
5.	Mike Deutsch, 1974-77	43.3
6.	Deone Horinek, 1998-99	43.2
7.	Jeff Babcock, 2002-04	42.7
8.	Rod Blackford, 1971-73	42.1
9.	Joey Huber, 2000-02	41.1
10.	Tim Luke, 1987-90	40.7

Season

1.	Ryan Stonehouse, 2021	50.9
2.	Ryan Stonehouse, 2018	48.3
3.	Pete Kontodiakos, 2012	46.5
4.	Ryan Stonehouse, 2019	46.4
5.	Mike Deutsch, 1976	46.1
6.	Hayden Hunt, 2015	46.0
7.	Ryan Stonehouse, 2017	45.9
8.	Jimmie Kaylor, 2005	45.3
9.	Larry Barnes, 1956	44.9
10.	Deone Horinek, 1998	44.8

LONGEST PUNT

1.	Jeff Babcock, New Mexico (10/30/2004)	89
2.	Andy Tejeda, at Air Force (9/27/1986)	88
3.	Glen Davis, Utah (10/29/1927)	83
4.	Ryan Stonehouse, Vanderbilt (9/11/2021)	81
5.	Preston Loos, at San Jose St. (10/11/1997)	79
	Mike McGee, Oregon (9/4/1993)	79
7.	Larry Barnes, at Denver (11/17/1956)	77
8.	Pete Kontodiakos, Nevada (09/19/2009)	76
9.	Pete Kontodiakos, at Air Force (09/29/2012)	73
	Joey Huber, Louisville (12/29/2000)	73

PUNT RETURN AVERAGE

Career *(Min. 15)*

1.	Jack Christiansen, 1948-50	16.9
2.	Darran Hall, 1997-98	15.8 (36-567)
3.	Dexter Wynn, 2000-03	15.1 (94-1,418)
4.	Pete Rebstock, 1998-01	14.46 (39-564)
5.	**Tory Horton, 2022-23**	**14.45 (22-318)**
6.	Geoff Turner, 1996-97	14.0 (40-558)
7.	Richie Hall, 1981-82	13.3 (24-320)
8.	Greg Myers, 1992-95	13.2 (101-1333)
9.	Dallas Davis, 1997-01	13.0 (62-808)
10.	Joe Hansley, 2012-15	12.7 (43-547)

Season *(Min. 10)*

1.	Darran Hall, 1997	26.5 (10-265)
2.	Pete Rebstock, 2000	16.3 (30-490)
3.	Dexter Wynn, 2002	16.2 (35-567)
4.	Greg Myers, 1995	15.9 (35-555)
5.	Dallas Davis, 1999	15.8 (35-553)
6.	Jake Green, 1970	15.7 (10-157)
7.	Tory Horton, 2022	15.5 (11-171)
8.	Geoff Turner, 1997	15.2 (20-304)
9.	Dexter Wynn, 2001	14.7 (15-221)
10.	Bill Duncan, 1971	13.8 (10-131)

LONGEST PUNT RETURNS

1.	Robert Ruiz, at San Diego State (11/26/2016)	91*
2.	Glen Davis, at Denver (10/16/1926)	90*
3.	Dallas Davis, Utah (10/28/1999)	89*
	Jack Christiansen, at Colorado (11/20/1948)	89*
5.	Jake Green, at Air Force (10/3/70)	88*
6.	Darran Hall, Missouri (12/29/1997)	85*
7.	Greg Myers, at San Diego State (11/25/1995)	84*
8.	Greg Myers, at Utah State (10/7/1995)	82*
9.	Geoff Turner, Hawaii (10/4/1997)	80*
10.	**Tory Horton, at Utah State (10/7/2023)**	**79***

** Resulted in touchdown*

KICK RETURN AVERAGE

Career *(Min. 15)*

1.	Randy Beverly, 1964-65	29.6 (15-442)
2.	Dexter Wynn, 2000-03	26.9 (78-2103)
3.	Derek Good, 2008-10	25.8 (24-618)
4.	Dion Morton, 2006-09	25.6 (19-487)
5.	Thomas Pannunzio, 2018-22	24.9 (35-872)
6.	Phil Jackson, 1962-63	24.8 (18-447)
7.	Pete Rebstock, 1998-01	24.5 (35-856)
8.	Lee Clubb, 2011-12	24.4 (24-585)
9.	Deionte Gaines, 2014-15	24.3 (45-1,093)
10.	Noah Palmer, 1972-73	24.1 (20-481)

Season *(Min. 10)*

1.	Randy Beverly, 1965	31.1 (10-331)
2.	Dexter Wynn, 2000	29.6 (16-474)
3.	Dexter Wynn, 2003	29.0 (27-782)
4.	Dexter Wynn, 2001	27.5 (13-357)
5.	Thomas Pannunzio, 2021	27.1 (17-461)
6.	Dallas Davis, 1998	27.0 (12-324)
7.	Dion Morton, 2007	26.8 (17-455)
8.	Phil Jackson, 1963	26.2(11-288)
9.	Jake Green, 1970	26.1 (20-522)
10.	Lee Clubb, 2011	26.0 (15-390)

LONGEST KICK RETURNS

1.	Ron Harris, BYU (1977)	100*
	Dexter Wynn, at SDSU (2000)	100*
3.	Anthony Hawkins, UNLV (11/2/2019)	99*
	Jordon Vaden, Savannah State (2015)	99
	Sanjay Beach, at Texas Tech (1987)	99*
6.	**Kobe Johnson, Washington State (2023)**	**98***
7.	Jake Green, at W. Virginia (1970)	97*
8.	Johnny Square, at Houston (1972)	96*
	Calvin Branch, Colorado (1996)	96*
10.	Gil Sanford, UTEP (1970)	95*
	Dexter Wynn, at Wyoming (2001)	95*

** Resulted in touchdown*

DEFENSE

TOTAL TACKLES

Career

1.	Willie Taylor, 1995-98	433
2.	Jeff Harper, 1980-83	423
3.	Ron Cortell, 1985-88	402
4.	Nate Kvamme, 1995-98	385
5.	Rick Crowell, 1996-00	370
6.	Josh Watson, 2015-18	367
7.	Max Morgan, 2011-14	348
8.	Aaron Davis, 2011-14	345
9.	Brian Schneider, 1990-93	339
10.	Kevin McLain, 1974-75	336
-	**Jack Howell, 2021-23**	**286**

Season

1.	Kevin McLain, 1974	198
2.	Eric Tippeconnic, 1990	185
3.	Bill Kishman, 1968	165
4.	Don Hudson, 1970	161
5.	Jeff Harper, 1982	160
6.	Steve Krum, 1976	154
7.	Dale Carr, 1986	147
8.	Willie Taylor, 1996	146
9.	Gary Thompson, 1988	145
10.	Kevin McLain, 1975	138

Game

1.	Jeff Harper, Wyoming (9/11/1982)	32
2.	Eric Tippeconnic, at Arkansas (9/29/1990)	27
3.	Karl Ballard, at Air Force (9/16/1995)	23
	Kevin McLain, BYU (9/20/1975)	23
5.	Kevin McDougal, at Nebraska (9/28/1996)	22
	Otis Hamilton, at Arkansas (9/29/1990)	22
	Gary Thompson, at Colorado (9/9/1989)	22
8.	Andy Byrne, at Arkansas (9/29/1990)	21
	Dale Carr, at Arizona State (11/17/1984)	21
10.	Max Morgan, at Utah State (11/23/2013)	20
	Adam Lancisero, at Utah (11/06/2004)	20
	Karl Ballard, BYU (10/15/2005)	20
	Kevin Sheesley, Mississippi State (10/10/1981)	20

TACKLES FOR LOSS

Career

1.	Mike Bell, 1975-78	62.0
2.	Clark Haggans, 1996-99	54.0
3.	Mohamed Kamara, 2019-23	45.5
4.	Mychal Sisson, 2008-11	42.0
	Brady Smith, 1993-95	42.0
6.	Cory James, 2012-15	41.5
7.	Sean Moran, 1992-95	37.0
8.	Manny Jones, 2017-21	33.0
9.	Shaquil Barrett, 2011-13	32.0
	Adrian Ross, 1994-97	32.0

Season

1.	Mike Bell, 1978	23.0
	Mike Bell, 1977	23.0
3.	Al Baker, 1977	20.0
	Shaquil Barrett, 2013	20.0
	Alfred Paoli, 1975	20.0
6.	Brady Smith, 1995	19.0
7.	Scott Patchan, 2021	18.5
8.	**Mohamed Kamara, 2023**	**17.0**
	Clint Hjelm, 1987	17.0
	Al Baker, 1976	17.0
	Steven Krum, 1975	17.0

Game

1.	Mike Bell, Arizona State (11/19/1977)	6.0
2.	Brady Smith, BYU (9/30/1995)	5.0
	Brady Smith, Utah State (9/10/1994)	5.0
	Keith Pitts, at Iowa State (9/24/1983)	5.0
	Kevin Sheesley, UNLV (9/27/1980)	5.0
	Mike Bell, Wyoming (10/28/1978)	5.0
7.	Nordly Capi, at New Mexico (9/3/2011)	4.5
	Guy Miller, UNLV (10/16/2010)	4.5
9.	25 times (last: M. Kamara, at Nevada (10/7/2022))	4.0

SACKS

Career

1.	Clark Haggans, 1996-99	33.0
2.	**Mohamed Kamara, 2019-23**	**30.5**
3.	Brady Smith, 1992-95	28.5
4.	Mike Bell, 1975-78	25.0
5.	Cory James, 2012-15	24.0
6.	Adrian Ross, 1994-97	22.5
7.	Joey Porter, 1995-98	20.0
8.	Steve Hodge, 1991-94	19.0
9.	Shaquil Barrett, 2010-13	18.0
	Robert Chirico, 1987-90	18.0
	Eric Shaller, 1986-90	18.0

Season

1.	Brady Smith, 1995	16.0
2.	Joey Porter, 1998	14.0
3.	**Mohamed Kamara, 2023**	**13.0**
4.	Shaquil Barrett, 2013	12.0
	Clark Haggans, 1997	12.0
6.	Clint Hjelm, 1987	11.0
7.	Scott Patchan, 2021	10.5
8.	Nordly Capi, 2011	10.0
9.	Clark Haggans, 1998	10.0
	Adrian Ross, 1997	10.0
	Keith Pitts, 1983	10.0
	Andy Poremba, 1982	10.0
	Mike Bell, 1977	10.0

Game

1.	Guy Miller, UNLV (10/16/2010)	4.5
2.	Brady Smith, BYU (9/30/1995)	4.0
	Mike Bell, Arizona State (11/19/1977)	4.0
4.	Ellison Hubbard, Western Illinois (9/7/2019)	3.5
	Joe Kawulok, Tulsa (10/4/2014)	3.5
	Nordly Capi, New Mexico (9/3/2011)	3.5
7.	**10 times (last: M. Kamara, at Utah St. (10/7/2023))**	**3.0**

INTERCEPTIONS

Career

1.	Ray Jackson, 1992-95	20
2.	Selwyn Jones, 1988-91	15
3.	Greg Myers, 1992-95	14
	Bill Kishman, 1966-68	14
	Gary Glick, 1953-55	14
6.	Myron Terry, 1995-98	13
	Ron Cortell, 1985-88	13
8.	Erik Olson, 1996-99	12
	Jim King, 1982-86	12
10.	Dupree Branch, 1976-79	10
	Richard Harr, 1976-79	10

Season

1.	Gary Glick, 1954	8
2.	Ray Jackson, 1994	7
	Jim King, 1986	7
	Cliff Featherstone, 1977	7
5.	Erik Olson, 1999	6
	Myron Terry, 1997	6
	Ray Jackson, 1995	6
	Selwyn Jones, 1990	6
	Donzell McDonald, 1978	6
	Jerry Shearer, 1969	6
	Alton Lavan, 1967	6

LONGEST INTERCEPTION RETURN

1.	Ray Jackson, at UTEP (11/13/1993)	100*
2.	Zac Bryson, at UNLV (10/20/2007)	99*
3.	Nick Oppenneer, at New Mexico (11/21/2009)	97*
4.	Ray Jackson, at Utah State (10/07/1995)	92*
5.	Orbry Chamblee, at UNLV (11/17/1979)	90*
6.	Albert "Red" White, at Wyoming (11/07/1931)	88*
7.	Glenn Davis, Northern Colorado (10/06/1928)	85*
8.	Andre Strode, BYU (9/18/1993)	84*
9.	George Polka, Emporia State (11/18/1967)	78
10.	DeAndre Elliott, Hawai'i (10/27/2012)	76*
	Gene Spencer, Utah (11/11/1950)	76*

** Resulted in touchdown*

FUMBLES RETURNED FOR TD

	Player	Yards
1.	Mychal Sisson, at San Diego State (11/06/2010)	88
2.	Sean Moran, at Arizona (10/08/1994)	77
3.	Max Morgan, at Hawai'i (10/27/2013)	73
4.	Mohamed Kamara, Air Force (11/16/2019)	54
	Rhett Nelson, New Mexico (11/23/2002)	54
6.	Jason Gallimore, Wyoming (11/16/2000)	52
7.	Mukendi Wa-Kalonji, at Nevada (10/7/2022)	50
8.	Matt Rupp, Air Force (10/13/2007)	48
9.	**Ron Hardge III, at Colorado (9/16/2023)**	**45**
10.	Shaq Bell, UNLV (10/10/2012)	30
11.	Jeff Babcock, at Air Force (10/31/2002)	29
12.	Bryan Save, at BYU (11/01/2001)	28
13.	Brandon Cathy, UNLV (11/13/2004)	26
14.	Mychal Sisson, BYU (11/01/2008)	20
15.	Erik Olson, Hawaii (10/04/1997)	18
16.	Patrick Goodpaster, at BYU (10/19/2003)	16
17.	Shaquil Barrett, at Utah State (09/24/2011)	15
18.	Ron Cortell, Southern Miss (11/09/1985)	11
19.	**Mohamed Kamara, at Middle Tenn. (9/23/2023)**	**5**
20.	Willie Taylor, at SMU (11/14/1998)	0
	Fred Boeger, UTEP (11/23/1968)	0
	Kevin Davis, Savannah State (9/5/2015)	0

MISCELLANEOUS

WINNINGEST SENIOR CLASS

By Percentage

1.	1928	81.4 (28-6-1)
2.	1927	80.3 (26-6-1)
3.	1926	75.8 (24-7-2)
4.	2000	75.5 (37-12)
5.	1916	75.0 (19-6-1)
	1925	75.0 (23-7-2)
7.	1999	73.5 (36-13)
8.	1929	72.1 (24-9-1)
9.	1922	71.7 (20-7-3)
10.	1951	71.3 (28-11-1)
	1950	71.3 (28-11-1)

By Wins

1.	2000	37
2.	1997	36
3.	2002	35
4.	1998	34
	1999	34
	2003	34
7.	2001	33
8.	2016	32
9.	2017	31
10.	1996	30

WINS AS STARTING QUARTERBACK

By Percentage *(Min. 15 starts; Since 1993)*

1.	Matt Newton, 1998-2000	76.0 (19-6)
2.	Moses Moreno, 1995-97	70.0 (21-9)
3.	Anthoney Hill, 1993-94	66.7 (14-7)

By Wins *(Since 1993)*

1.	Bradlee Van Pelt, 2001-03	23
2.	Moses Moreno, 1995-97	21
3.	Garrett Grayson, 2011-14	19
	Matt Newton, 1998-2000	19

CAREER GAMES PLAYED

	Player	Games Played
1.	Jake Schlager, 2013-17	56
2.	Ryan Stonehouse, 2017-21	53
3.	Trent Sieg, 2014-17	52
	Cory James, 2012-15	52
5.	Cam'Ron Carter, 2018-22	51
	Wyatt Bryan, 2015-18	51
	Tre Thomas, 2015-18	51
	Josh Watson, 2015-18	51
	Trent Matthews, 2012-15	51
10.	Dequan Jackson, 2018-22	50
	Kevin Nutt, Jr., 2014-17	50
	Hayden Hunt, 2013-16	50
	Tyree Simmons, 2013-16	50
	Joe Hansley, 2012-15	50
	Weston Richburg, 2010-13	50

CAREER GAMES STARTED

	Player	Games Started
1.	Trent Matthews, 2012-15	50
	Weston Richburg, 2010-13	50

HIGH/LOW TEMPERATURE

Home Game, High		Temp.
1.	Oregon State (Aug. 26, 2017)^	91°
2.	Utah State (Sept. 10, 1994)	89°
3.	Washington State (Sept. 2, 2023)	88°
4.	Montana State (Sept. 8, 1990)	87°
5.	Savannah State (Sept. 5, 2015)^	86°

Home Game, Low		Temp.
1.	Wyoming (Nov. 16, 1996)^	18°
2.	Utah (Oct. 10, 2009)^	23°
	Wyoming (Nov. 16, 2000)^	23°
4.	New Mexico (Nov. 19, 2016)^	24°
5.	Utah State (Nov. 17, 2018)^	25°
	Wyoming (Nov. 7, 1998)^	25°
	New Mexico (Oct. 30, 1993)	25°
	Toledo (Nov. 3, 1973)	25°

Road Game, High		Temp.
1.	at Arizona State (Sept. 16, 2000)	103°
2.	at Tulsa (Sept. 7, 2013)	98°
3.	at Florida (Sept. 15, 2018)	96°
4.	at Arizona State (Sept. 17, 1998)	95°
5.	vs. Colorado (Denver) (Sept. 1, 2012)	94°

Road Game, Low		Temp.
1.	at Wyoming (Nov. 22, 2019)	15°
2.	at Air Force (Oct. 31, 2002)	16°
3.	at Air Force (Nov. 11, 2000)	17°
4.	at Wyoming (Nov. 1, 2003)	20°
5.	at Air Force (Nov. 19, 2022)	21°
6.	vs. Idaho (Boise) (Dec. 22, 2016)	22°
7.	at Air Force (Nov. 20, 2004)	24°

^ - indicates temperature reading reported by Colorado State Climate Center at time of kick off. All other times gathered from historical game books.

"WALK OFF" WINS AND LOSSES

There have been 10 known "walk off" victories or defeats in program history, all listed below. Research is on-going for others.

Date	Opponent	Score/Play
Nov. 25, 2023	at Hawaii	L, 24-27 *Matthew Shipley, 51-yd FG*
Oct. 21, 2023	at UNLV	L, 23-25 *Jose Pizano, 28-yd FG*
Oct. 14, 2023	Boise State	W, 31-30 *Jordan Noyes, 35-yd PAT*
Oct. 7, 2022	at Nevada	W, 17-14 *Michael Boyle, 43-yd FG*
Oct. 13, 2018	New Mexico	W, 20-18 *Wyatt Bryan, 28-yd FG*
Oct. 18, 2014	Utah State	W, 16-13 *Jared Roberts, 46-yd FG*
Dec. 21, 2013	vs. Washington State	W, 48-45 *Jared Roberts, 41-yd FG*
Sept. 7, 2013	at Tulsa	L, 27-30 *Carl Salazar 34-yd FG*
Sept. 6, 2008	Sacramento State	W, 23-20 *Ben DeLine 20-yd FG*
Sept. 16, 2000	at Arizona St.	L, 10-13 *Mike Barth 41-yd FG*

100-YARD RUSHING GAMES (251)

Player	Class	Year	Opp.	Att.	Yds.
Justin Marshall	Fr.	2023	San Diego State	18	119
Avery Morrow	Jr.	2022	Wyoming	22	104
Avery Morrow	Jr.	2022	at San Jose State	17	124
Avery Morrow	Jr.	2022	Hawaii [3]	26	147
Avery Morrow	Jr.	2022	Utah State [2]	27	116
Avery Morrow	Jr.	2022	at Nevada [1]	24	168
David Bailey	Sr.	2021	at Utah State	30	159
A'Jon Vivens	Jr.	2021	San Jose State	31	114
David Bailey	Sr.	2021	at Toledo	30	133
Marcus McElroy	Jr.	2019	at Fresno State	18	117
Marvin Kinsey	Sr.	2019	Toledo	23	246
Marvin Kinsey	Sr.	2019	at Arkansas	20	180
Izzy Matthews	Sr.	2018	Utah State	20	100
Izzy Matthews	Sr.	2018	at Boise State	12	109
Izzy Matthews	Sr.	2018	at San Jose St.	22	125
Dalyn Dawkins	Sr.	2017	San Jose State [4]	24	138
Dalyn Dawkins	Sr.	2017	Boise State [3]	32	161
Dalyn Dawkins	Sr.	2017	at Wyoming [2]	29	154
Dalyn Dawkins	Sr.	2017	Air Force [1]	13	141
Izzy Matthews	Jr.	2017	at New Mexico	21	116
Dalyn Dawkins	Sr.	2017	Nevada [3]	17	191
Dalyn Dawkins	Sr.	2017	at Utah State [2]	21	121
Dalyn Dawkins	Sr.	2017	at Hawai'i [1]	17	130
Dalyn Dawkins	Jr.	2016	Idaho	16	118
Izzy Matthews	So.	2016	San Diego State	14	104
Dalyn Dawkins	Jr.	2016	San Diego State	15	103
Marvin Kinsey	Fr.	2016	New Mexico	10	127
Izzy Matthews	So.	2016	New Mexico	14	107
Dalyn Dawkins	Jr.	2016	New Mexico	10	102
Dalyn Dawkins	Jr.	2016	Air Force	14	102
Dalyn Dawkins	Jr.	2016	Utah State	14	125
Izzy Matthews	Fr.	2015	at Fresno State	18	140
Dalyn Dawkins	So.	2015	UNLV	19	151
Dalyn Dawkins	So	2015	at Wyoming	25	140
Jasen Oden	Jr.	2015	at UTSA	30	143
Dalyn Dawkins	So.	2015	Colorado	20	118
Dee Hart	Jr	2014	at Air Force [4]	23	115
Dee Hart	Jr.	2014	New Mexico [3]	20	230
Dee Hart	Jr.	2014	Hawai'i [2]	11	115
Dee Hart	Jr.	2014	at San Jose State [1]	24	104
Dee Hart	Jr.	2014	Tulsa	11	143
Dee Hart	Jr.	2014	at Boston College	10	117
Dee Hart	Jr.	2014	Colorado	22	139
Treyous Jarrells	Jr.	2014	Colorado	17	121
Kapri Bibbs	So.	2013	vs. Washington St.	27	169
Kapri Bibbs	So.	2013	New Mexico	38	291
Kapri Bibbs	So.	2013	Nevada	30	312
Kapri Bibbs	So.	2013	at Hawai'i	33	137
Kapri Bibbs	So.	2013	at Wyoming	29	201
Kapri Bibbs	So.	2013	UTEP	13	147
Chris Nwoke	Sr.	2013	Cal Poly	19	133
Donnell Alexander	Fr.	2012	New Mexico	24	112
Chris Nwoke	Jr.	2012	at Boise State	10	119
Donnell Alexander	Fr.	2012	UNLV	21	139
Donnell Alexander	Fr.	2012	at Wyoming	20	114
Chris Nwoke	Jr.	2012	Hawai'i	19	115
Raymond Carter	Sr.	2011	Wyoming	29	158
Chris Nwoke	So.	2011	Air Force	29	269
Chris Nwoke	So.	2011	San Diego State	22	232
Chris Nwoke	So.	2011	at UNLV	23	156
Raymond Carter	Sr.	2011	Northern Colorado	18	100
Leonard Mason	Sr.	2010	New Mexico	15	124
Leonard Mason	Sr.	2010	UNLV	14	121
Leonard Mason	Sr.	2010	at Air Force	22	139
Leonard Mason	Jr.	2009	Wyoming	20	119
John Mosure	Jr.	2009	at New Mexico	27	177
John Mosure	Jr.	2009	San Diego State	20	130
Leonard Mason	Jr.	2009	at Colorado	23	107
Gartrell Johnson	Sr.	2008	vs. Fresno State	27	285
Gartrell Johnson	Sr.	2008	at Wyoming	23	135
Gartrell Johnson	Sr.	2008	New Mexico	30	127
Gartrell Johnson	Sr.	2008	BYU	18	102
Gartrell Johnson	Sr.	2008	at San Diego St.	26	130
Gartrell Johnson	Sr.	2008	UNLV	33	191
Gartrell Johnson	Jr.	2007	Wyoming [3]	25	103
Gartrell Johnson	Jr.	2007	Georgia Southern [2]	19	136
Gartrell Johnson	Jr.	2007	at New Mexico [1]	31	172
Gartrell Johnson	Jr.	2007	at UNLV	25	162
Gartrell Johnson	Jr.	2007	Air Force	25	143
Kyle Bell	Jr.	2007	Cal	26	102
Kyle Bell	Jr.	2007	vs. Colorado	40	135
Kyle Bell	So.	2005	vs. Navy	22	122
Kyle Bell	So.	2005	San Diego State	33	176
Kyle Bell	So.	2005	Wyoming	35	123
Kyle Bell	So.	2005	Utah [3]	25	140
Kyle Bell	So.	2005	Air Force [2]	32	197
Kyle Bell	So.	2005	Nevada [1]	33	183
Jimmy Green	Jr.	2004	Wyoming	32	124
Jimmy Green	Jr.	2003	at UNLV	25	113
Bradlee Van Pelt	Sr.	2003	at Wyoming	20	140
Bradlee Van Pelt	Sr.	2003	Air Force	17	125
Bradlee Van Pelt	Sr.	2003	Fresno State	13	154
Rahsaan Sanders	Sr.	2003	Weber State	18	123
Marcus Houston	Jr.	2003	vs. Colorado	15	104
Cecil Sapp	Sr.	2002	vs. TCU	19	106
Cecil Sapp	Sr.	2002	UNLV	31	157
Bradlee Van Pelt	Jr.	2002	New Mexico	11	106
Cecil Sapp	Sr.	2002	at Air Force	29	132
Cecil Sapp	Sr.	2002	BYU	25	168
Cecil Sapp	Sr.	2002	Wyoming	34	143
Bradlee Van Pelt	Jr.	2002	at Fresno State	9	125
Bradlee Van Pelt	Jr.	2002	at Nevada	13	128
Cecil Sapp	Sr.	2002	at Nevada	26	125
Cecil Sapp	Sr.	2002	Louisville	30	130
Cecil Sapp	Sr.	2002	at UCLA	24	105
Cecil Sapp	Sr.	2002	at Virginia	25	178
Henri Childs	Jr.	2001	at BYU	30	237
Bradlee Van Pelt	So.	2001	at BYU	21	174
Bradlee Van Pelt	So.	2001	Fresno State	14	141
Duan Ruff	Sr.	2001	Fresno State	27	108
Duan Ruff	Sr.	2001	Nevada	14	106
Cecil Sapp	So.	2000	vs. Louisville	36	160
Cecil Sapp	So.	2000	at Air Force	10	158
Cecil Sapp	So.	2000	BYU	18	119
Rahsaan Sanders	So.	2000	at Nevada	19	116
Duan Ruff	Jr.	2000	at Nevada	15	115
Cecil Sapp	So.	2000	East Tennessee State	11	119
Kevin McDougal	Sr.	1999	at UNLV	24	113
Kevin McDougal	Sr.	1999	Air Force	26	200
Kevin McDougal	Sr.	1999	Utah	28	115
Rahsaan Sanders	Fr.	1999	New Mexico St.	11	106
Kevin McDougal	Sr.	1999	Nevada	19	147
Kevin McDougal	Sr.	1999	vs. Colorado	22	189
Damon Washington	Sr.	1998	at New Mexico St.	18	131
Duan Ruff	Fr.	1998	Tulsa	10	115
Kevin McDougal	Jr.	1998	at UTEP	25	155
Jaime Blake	Sr.	1998	at Texas El-Paso	14	103
Kevin McDougal	Jr.	1998	UNLV	17	117
Kevin McDougal	So.	1997	vs. Missouri	18	110
Kevin McDougal	So.	1997	vs. New Mexico	20	255
Damon Washington	Jr.	1997	at San Diego St.	16	129
Kevin McDougal	So.	1997	at UNLV	11	112
Damon Washington	Jr.	1997	Tulsa	14	111
Kevin McDougal	So.	1997	Hawaii	14	103
Damon Washington	Jr.	1997	Air Force	16	155
Kevin McDougal	So.	1997	at Utah State	22	104
Damon Washington	Jr.	1997	Nevada	25	188
Kevin McDougal	So.	1997	Nevada	15	127
Calvin Branch	Sr.	1996	Wyoming [4]	38	158
Calvin Branch	Sr.	1996	at Fresno State [3]	30	191
Calvin Branch	Sr.	1996	at Air Force [2]	26	124
Calvin Branch	Sr.	1996	San Diego State [1]	39	196
Damon Washington	So.	1996	San Diego State	23	152
Damon Washington	So.	1996	San Jose St.	23	106
Damon Washington	So.	1996	at Tulsa	19	188
Damon Washington	So.	1996	at Hawaii	20	112
Calvin Branch	Sr.	1996	UNLV	17	121
Damon Washington	So.	1996	UNLV	19	117
Damon Washington	So.	1996	Chattanooga	16	212
Calvin Branch	Sr.	1996	Chattanooga	5	127
Jaime Blake	So.	1996	Chattanooga	12	138
Damon Washington	Fr.	1995	vs. Kansas St.	10	101
Jaime Blake	Fr.	1995	Hawaii	27	170
Damon Washington	Fr.	1995	Hawaii	17	110
E.J. Watson	Sr.	1995	UTEP	18	100
Damon Washington	Fr.	1995	at Wyoming	20	122
E.J. Watson	Sr.	1995	at Wyoming	25	106
E.J. Watson	Sr.	1995	at Utah	28	162
E.J. Watson	Sr.	1995	at Air Force	26	122

E.J. Watson	Sr.	1995	Montana State	21	130
Renard Cam	Jr.	1994	Arkansas State	21	113
Leonice Brown	Sr.	1994	Utah State	17	191
E.J. Watson	Jr.	1994	San Diego State	25	136
E.J. Watson	Jr.	1994	Air Force	36	177
E.J. Watson	So.	1993	at Wyoming	21	159
E.J. Watson	So.	1993	at UTEP	21	170
E.J. Watson	So.	1993	Fresno State	35	210
Leonice Brown	So.	1992	Ohio	18	160
Leonice Brown	So.	1992	San Diego State	19	111
Leonice Brown	So.	1992	UTEP [3]	17	176
Leonice Brown	So.	1992	Utah [2]	16	132
Leonice Brown	So.	1992	at LSU [1]	9	116
Brian Copeland	Sr.	1991	New Mexico	23	228
Brian Copeland	Sr.	1991	at San Diego State	23	159
Brian Copeland	Sr.	1991	at UTEP	24	105
Brian Copeland	Fr.	1990	UTEP	11	142
Tony Alford	Jr.	1989	at Utah	28	310
Mike Gimenez	Jr.	1989	New Mexico	10	102
Tony Alford	Jr.	1989	Eastern Michigan	15	103
Tony Alford	Jr.	1989	at Colorado	20	144
Scott Whitehouse	Sr.	1988	Colorado	20	103
Scott Whitehouse	Jr.	1987	at SW Louisiana	22	106
Scott Whitehouse	Jr.	1987	New Mexico	27	168
Steve Bartalo	Sr.	1986	at UTEP [7]	39	162
Steve Bartalo	Sr.	1986	New Mexico [6]	35	150
Steve Bartalo	Sr.	1986	at Utah [5]	35	181
Steve Bartalo	Sr.	1986	San Diego State [4]	37	149
Steve Bartalo	Sr.	1986	Wyoming [3]	33	117
Steve Bartalo	Sr.	1986	Hawai'i [2]	37	108
Steve Bartalo	Sr.	1986	at BYU [1]	33	131
Steve Bartalo	Sr.	1986	Northern Colorado	29	168
Steve Bartalo	Sr.	1986	at Colorado	39	145
Steve Bartalo	Jr.	1985	Utah	37	177
Steve Bartalo	Jr.	1985	Southern Miss	30	121
Steve Bartalo	Jr.	1985	at Wyoming [3]	31	113
Steve Bartalo	Jr.	1985	Air Force [2]	47	207
Steve Bartalo	Jr.	1985	at New Mexico [1]	47	152
Steve Bartalo	Jr.	1985	at San Diego State	21	113
Steve Bartalo	Jr.	1985	UTEP	27	174
Steve Bartalo	Jr.	1985	at Colorado	17	106
Steve Bartalo	So.	1984	at Utah [4]	24	116
Steve Bartalo	So.	1984	Wyoming [3]	27	150
Steve Bartalo	So.	1984	at San Diego State [2]	27	124
Steve Bartalo	So.	1984	at New Mexico [1]	35	123
Steve Bartalo	So.	1984	Hawaii	36	170
Scott Whitehouse	Fr.	1984	Fullerton State	35	166
Steve Bartalo	So.	1984	at Mississippi State	26	104
Steve Bartalo	Fr.	1983	at Wyoming [3]	31	160
Steve Bartalo	Fr.	1983	at BYU [2]	31	126
Steve Bartalo	Fr.	1983	Northern Colorado [1]	32	112
Steve Bartalo	Fr.	1983	at UTEP	38	205
Steve Bartalo	Fr.	1983	at Iowa State	43	134
Alvin Lewis	Sr.	1980	UTEP [4]	26	156
Alvin Lewis	Sr.	1980	Wyoming [3]	26	149
Alvin Lewis	Sr.	1980	at Utah [2]	30	193
Alvin Lewis	Sr.	1980	at San Diego State [1]	23	157
Alvin Lewis	Sr.	1980	Air Force	23	100
Alvin Lewis	Jr.	1979	Air Force	25	169
Larry Jones	Jr.	1979	at Arkansas	20	196
Alvin Lewis	So.	1978	West Virginia	21	163
Larry Jones	So.	1978	UTEP	28	180
Alvin Lewis	So.	1978	UTEP	19	154
Larry Jones	Fr.	1977	at UTEP	23	140
Mark Davis	Jr.	1976	UTEP	15	101
Ron Harris	Jr.	1976	at Utah State	32	143
Larry Jones	Fr.	1976	New Mexico	14	105
Mark Davis	Jr.	1976	Wichita State	21	103
Jim McKenzie	Sr.	1975	Utah State	21	104
Ron Harris	So.	1975	at UTEP	25	107
Ron Harris	Fr.	1974	at Utah State	21	161
Ron Harris	Fr.	1974	at Florida State	29	158
Ron Harris	Fr.	1974	at New Mexico	27	139
Kim Jones	So.	1973	at UTEP	31	229
Reggie Leonard	Jr.	1972	UTEP	28	101
Lawrence McCutcheon	Sr.	1971	at UTEP [3]	32	160
Lawrence McCutcheon	Sr.	1971	West Texas State [2]	29	167
Lawrence McCutcheon	Sr.	1971	at Wichita State [1]	30	150
Rod Blackford	So.	1971	at Wichita State	10	101
Jake Green	Sr.	1971	Air Force	19	106
Lawrence McCutcheon	Sr.	1971	at Wyoming	34	142
Lawrence McCutcheon	Jr.	1970	at Toledo	24	140
Lawrence McCutcheon	Jr.	1970	BYU	39	207
Lawrence McCutcheon	Jr.	1970	Utah State	22	104
Lawrence McCutcheon	So.	1969	Wichita State	13	213
Oscar Reed	Sr.	1967	at West Texas State	28	165
Oscar Reed	Jr.	1966	Iowa State	24	142
Oscar Reed	Jr.	1966	West Texas State	25	194
Ken Hines	Sr.	1963	at BYU	11	103
Al Dorsey	Sr.	1953	Utah State	18	126
Al Dorsey	Sr.	1953	Denver	17	118
Jack Christiansen	So.	1950	at Denver	-	183

Individual 100-plus-yard rushing game streaks of three consecutive games or more denoted numerically next to the game.

100-YARD RUSHERS **IN THE SAME GAME**

DATE	OPPONENT	PLAYERS	ATT-YDS
11/26/16	at San Diego State	Izzy Matthews	14-104
		Dalyn Dawkins	15-103
11/19/16	New Mexico	Marvin Kinsey, Jr.	10-127
		Izzy Matthews	14-107
		Dalyn Dawkins	10-102
8/29/14	vs. Colorado	Dee Hart	22-139
		Treyous Jarrells	17-121
9/29/02	at Nevada	Bradlee Van Pelt	13-128
		Cecil Sapp	26-125
11/1/01	at BYU	Henri Childs	30-237
		Bradlee Van Pelt	21-174
10/13/01	Fresno State	Bradlee Van Pelt	14-141
		Duan Ruff	27-108
9/30/00	at Nevada	Rashaan Sanders	19-116
		Duan Ruff	15-115
10/3/98	at UTEP	Kevin McDougal	25-155
		Jaime Blake	14-103
8/30/97	Nevada	Damon Washington	25-188
		Kevin McDougal	15-127
10/26/96	San Diego State	Calvin Branch	39-196
		Damon Washington	23-152
9/21/96	UNLV	Calvin Branch	17-121
		Damon Washington	19-117
8/31/96	UT-Chattanooga	Calvin Branch	5-127
		Jaime Blake	12-138
11/11/95	Hawai'i	Jaime Blake	27-170
		Damon Washington	17-110
10/28/95	at Wyoming	Damon Washington	20-122
		E.J. Watson	25-106
10/7/78	UTEP	Larry Jones	28-180
		Alvin Lewis	19-154
11/6/71	at Wichita State	Lawrence McCutcheon	30-150
		Rod Blackford	10-101

100-YARD RECEIVING GAMES (241)

Player	Class	Year	Opp.	Rec.	Yds.
Tory Horton	Sr.	2023	at Hawaii	9	186
Justus Ross-Simmons	So.	2023	Air Force	8	128
Tory Horton	Sr.	2023	Boise State	10	130
Tory Horton	Sr.	2023	Utah Tech	10	227
Dallin Holker	Jr.	2023	at Middle Tennessee	11	112
Dallin Holker	Jr.	2023	at Colorado	6	109
Louis Brown IV	So.	2023	at Colorado	10	131
Tory Horton	Sr.	2023	at Colorado	16	133
Justus Ross-Simmons	So.	2023	Washington State	5	123
Tory Horton	Jr.	2022	New Mexico	10	131
Tory Horton	Jr.	2022	Wyoming	9	168
Tory Horton	Jr.	2022	at San Jose State	9	196
Tory Horton	Jr.	2022	Sacramento State	3	127
Tory Horton	Jr.	2022	Middle Tennessee	9	186
Trey McBride	Sr.	2021	Nevada	6	113
Dante Wright	Jr.	2021	at Hawaii	8	150
Trey McBride	Sr.	2021	Boise State	10	103
Trey McBride	Sr.	2021	at New Mexico	7	135
Trey McBride	Sr.	2021	at Toledo [3]	9	109
Trey McBride	Sr.	2021	Vanderbilt [2]	8	114
Trey McBride	Sr.	2021	South Dakota State [1]	13	116
Dante Wright	Jr.	2021	South Dakota State	6	103
Dante Wright	So.	2020	at Boise State	5	109
Dante Wright	So.	2020	Wyoming	10	146
Trey McBride	Jr.	2020	at Fresno State	8	130
Trey McBride	So.	2019	Boise State	9	101
Warren Jackson	Jr.	2019	UNLV [3]	6	133
Warren Jackson	Jr.	2019	at Fresno State [2]	9	178
Warren Jackson	Jr.	2019	at New Mexico [1]	9	214
Dante Wright	Fr.	2019	at New Mexico	5	105
Warren Jackson	Jr.	2019	Toledo	12	132
Dante Wright	Fr.	2019	Western Illinois	7	111
Preston Williams	Jr.	2018	at Air Force	12	248
Olabisi Johnson	Sr.	2018	Utah State	7	107
Preston Williams	Jr.	2018	Wyoming	10	126
Preston Williams	Jr.	2018	at Boise State	9	154
Warren Jackson	So.	2018	at Boise State	9	105
Olabisi Johnson	Sr.	2018	Illinois State	7	107
Preston Williams	Jr.	2018	at Florida	9	106
Preston Williams	Jr.	2018	Arkansas	12	154
Cameron Butler	So.	2018	Arkansas	4	107
Preston Williams	Jr.	2018	Hawaii	9	188
Olabisi Johnson	Sr.	2018	Hawaii	6	157
Olabisi Johnson	Jr.	2017	vs. Marshall	6	119
Michael Gallup	Sr.	2017	Boise State	11	102
Michael Gallup	Sr.	2017	Air Force	7	161
Michael Gallup	Sr.	2017	Nevada	13	263
Michael Gallup	Sr.	2017	at Hawai'i	8	212
Michael Gallup	Sr.	2017	Abilene Christian	10	103
Michael Gallup	Sr.	2017	Oregon State	11	134
Olabisi Johnson	So.	2016	vs. Idaho	7	265
Michael Gallup	Jr.	2016	vs. Idaho [5]	6	108
Michael Gallup	Jr.	2016	at San Diego State [4]	7	139
Michael Gallup	Jr.	2016	New Mexico [3]	5	116
Michael Gallup	Jr.	2016	at Air Force [2]	13	213
Michael Gallup	Jr.	2016	Fresno State [1]	9	126
Michael Gallup	Jr.	2016	Utah State	7	140
Rashard Higgins	Jr.	2015	vs. Nevada	9	129
Rashard Higgins	Jr.	2015	at New Mexico	8	140
Rashard Higgins	Jr.	2015	UNLV	7	102
Rashard Higgins	Jr.	2015	at Utah State [3]	10	115
Rashard Higgins	Jr.	2015	at UTSA [2]	5	103
Rashard Higgins	Jr.	2015	vs. Colorado [1]	8	125
Rashard Higgins	So.	2014	Utah [8]	7	110
Rashard Higgins	So.	2014	at Air Force [7]	12	193
Rashard Higgins	So.	2014	New Mexico [6]	10	167
Charles Lovett	Sr.	2014	Hawaii	4	134
Rashard Higgins	So.	2014	at San Jose State [5]	8	143
Rashard Higgins	So.	2014	Wyoming [4]	5	174
Rashard Higgins	So.	2014	Utah State [3]	10	187
Rashard Higgins	So.	2014	at Nevada [2]	10	194
Rashard Higgins	So.	2014	Tulsa [1]	6	178
Rashard Higgins	So	2014	UC Davis	7	147
Elroy Masters Jr.	Fr.	2014	UC Davis	5	112
Joe Hansley	Jr.	2014	at Boise State	7	149
Rashard Higgins	So.	2014	at Boise State	11	143
Rashard Higgins	Fr.	2013	Air Force	7	127
Charles Lovett	Jr.	2013	Boise State	7	103
Rashard Higgins	Fr.	2013	at UTEP	6	156
Joe Hansley	Fr.	2012	New Mexico	5	102
Thomas Coffman	So.	2012	at Wyoming	4	146
Lou Greenwood	Sr.	2012	at Air Force	3	118
Lou Greenwood	Jr.	2011	San Jose State	6	149
Lou Greenwood	So.	2010	UNLV	2	128
Raymond Carter	Jr.	2010	Idaho	4	120
Byron Steele	So.	2010	at Miami (Ohio)	7	118
Dion Morton	Sr.	2009	Utah	5	106
Rashaun Greer	Sr.	2009	at Idaho	7	125
Tyson LIggett	Jr.	2009	at BYU	11	156
Rashaun Greer	Sr.	2009	Weber State	6	162
Dion Morton	Jr.	2008	at Wyoming	6	160
Rashaun Greer	Jr.	2008	at Air Force	7	145
Dion Morton	Jr.	2008	BYU	6	129
Kory Sperry	Sr.	2008	TCU	6	104
Rashaun Greer	Jr.	2008	UNLV	8	211
Dion Morton	Jr.	2008	Houston	5	126
Rashuan Greer	Jr.	2008	Sacramento State	9	152
Damon Morton	Sr.	2007	Georgia Southern	4	100
Johnny Walker	Sr.	2007	at New Mexico	7	177
Damon Morton	Sr.	2007	UNLV	3	124
Luke Roberts	Sr.	2007	at Houston	6	113
Damon Morton	Sr.	2007	Cal	5	114
Kory Sperry	Jr.	2007	vs. Colorado	8	103
Damon Morton	Jr.	2006	UNLV	5	115
Damon Morton	Jr.	2006	at Fresno State	5	103
Johnny Walker	Jr.	2006	vs. Colorado	10	158
David Anderson	Sr.	2005	vs. Navy	9	126
Kory Sperry	So.	2005	vs. Navy	8	117
David Anderson	Sr.	2005	at New Mexico	8	128
Johnny Walker	So.	2005	at New Mexico	5	119
David Anderson	Sr.	2005	Wyoming	6	169
Johnny Walker	So.	2005	at BYU	8	100
David Anderson	Sr.	2005	Utah	8	120
Luke Roberts	So.	2005	Air Force	5	123
David Anderson	Sr.	2005	Air Force	7	105
Johnny Walker	So.	2005	Nevada	4	120
Johnny Walker	So.	2005	at Minnesota	5	116
Dustin Osborn	Jr.	2005	at Minnesota	7	102
David Anderson	Sr.	2005	at Colorado	12	119
David Anderson	Jr.	2004	New Mexico	7	124
David Anderson	Jr.	2004	BYU	12	233
Dustin Osborn	So.	2004	Montana State	5	101
Dustin Osborn	So.	2004	Minnesota	6	122
David Anderson	Jr.	2004	at USC	9	137
David Anderson	Jr.	2004	at Colorado	9	156
David Anderson	So.	2003	vs. Boston College	10	134
David Anderson	So.	2003	at New Mexico	7	134
Chris Pittman	Sr.	2003	at Wyoming	9	109
David Anderson	So.	2003	Air Force	9	199
Chris Pittman	Sr.	2003	Utah	8	123
David Anderson	So.	2003	Miami (Ohio)	5	167
Chris Pittman	Sr.	2003	Weber State	7	111
David Anderson	So.	2003	at California	7	141
Chris Pittman	Sr.	2003	vs. Colorado	7	144
David Anderson	So.	2003	vs. Colorado	4	142
Chris Pittman	Jr.	2002	at Nevada	10	151
Pete Rebstock	Sr.	2001	Nevada	4	110
Pete Rebstock	Sr.	2001	vs. Colorado	6	103
Will Layne	Sr.	2000	at Wyoming	8	100
Pete Rebstock	Jr.	2000	at Air Force [3]	9	168
Pete Rebstock	Jr.	2000	BYU [2]	4	110
Pete Rebstock	Jr.	2000	at San Diego State [1]	5	100
Pete Rebstock	Jr.	2000	New Mexico	6	100
Frank Rice	Sr.	2000	at Arizona State	3	112
Frank Rice	Sr.	2000	vs. Colorado	4	113
Dallas Davis	Jr.	1999	at San Diego State	-	125
Dallas Davis	Jr.	1999	Nevada	-	122
Corey McCoy	Sr.	1998	TCU	-	121
Dallas Davis	Fr.	1997	vs. Missouri	-	115
Geoff Turner	Sr.	1997	at Wyoming	-	159
Paul Turner	Jr.	1997	Tulsa	-	140
Geoff Turner	Sr.	1997	at Utah State	-	104
Darran Hall	So.	1997	at Colorado	-	132
Geoff Turner	Jr.	1996	at Fresno State	-	123
Ronald Antoine	Sr.	1996	at Air Force	-	115
Jeremy Calhoun	Sr.	1996	at Air Force	-	131
Jeremy Calhoun	Sr.	1996	San Jose State	-	100
Geoff Turner	Jr.	1996	at Nebraska [4]	-	125
Geoff Turner	Jr.	1996	UNLV [3]	-	119

Geoff Turner	Jr.	1996	at Oregon [2]	-	141
Geoff Turner	Jr.	1996	Colorado [1]	-	157
Jeremy Calhoun	Jr.	1995	at San Diego State	-	107
Paul Turner	Jr.	1995	UTEP	-	128
Paul Turner	Jr.	1995	at Air Force	-	107
Justin Shull	So.	1994	vs. Michigan	-	101
Paul Turner	Sr.	1994	at Fresno State	-	169
Eric Olsen	Sr.	1994	Wyoming	-	120
Eric Olsen	Sr.	1994	Utah	-	118
Paul Turner	Sr.	1994	at BYU	-	124
Eric Olsen	Sr.	1994	at New Mexico	-	143
Eric Olsen	Sr.	1994	San Diego State	-	114
Justin Shull	Jr.	1993	at Wyoming	-	108
Eric Olsen	Jr.	1993	Air Force	-	106
Greg Primus	Sr.	1992	Ohio	-	118
Greg Primus	Sr.	1992	UTEP	-	118
Greg Primus	Sr.	1992	LSU [3]	-	110
Greg Primus	Sr.	1992	Fresno State [2]	-	101
Greg Primus	Sr.	1992	Idaho [1]	-	152
Greg Primus	Jr.	1991	at Wyoming	-	143
Greg Primus	Jr.	1991	Hawaii	-	256
Greg Primus	Jr.	1991	at Nebraska	-	104
Greg Primus	Jr.	1991	Air Force	-	125
Greg Primus	So.	1990	at Hawaii	-	165
Mark Holmes	Jr.	1990	at Louisiana Tech	-	104
Greg Primus	So.	1990	at BYU	-	108
Greg Primus	So.	1990	UTEP	-	101
Gregg Scott	Sr.	1989	at Wyoming	-	128
Sean Willis	Jr.	1988	Hawaii	-	115
J. D. Brookhart	Sr.	1987	at Hawaii	-	168
Dewey Dorough	Sr.	1987	Utah	-	103
J.D. Brookhart	Sr.	1987	Colorado	-	114
Bill Sherman	Sr.	1984	at Utah	-	170
Todd Tyrrell	Fr.	1984	Wyoming	-	142
Jeff Champine	Sr.	1983	Northern Colorado	-	219
Jeff Champine	Sr.	1983	New Mexico	-	192
Keli McGregor	Jr.	1983	Utah	-	135
Keli McGregor	Jr.	1983	Air Force	-	120
Jeff Champine	Jr.	1982	Hawaii	-	106
Jeff Raikes	Sr.	1982	at New Mexico [3]	-	147
Jeff Raikes	Sr.	1982	UNLV [2]	-	196
Jeff Raikes	Sr.	1982	UTEP [1]	-	126
Jeff Champine	Jr.	1982	at Air Force	-	102
Jeff Champine	Jr.	1982	UTEP	-	112
Jeff Champine	So.	1981	BYU	-	116
Jeff Raikes	Jr.	1981	at UTEP	-	111
Jeff Champine	So.	1981	Mississippi State	-	118
Jeff Raikes	So.	1980	at BYU	-	107
Tony Goolsby	Sr.	1980	Wyoming	-	189
Tony Goolsby	Sr.	1980	at New Mexico	-	147
Tony Goolsby	Sr.	1980	at Arizona	-	159
Tony Goolsby	Sr.	1980	West Virginia	-	147
Larry Jones	Sr.	1980	Air Force	-	109
Cecil Stockdale	Sr.	1979	at Wyoming	-	120
Mark R. Bell	Sr.	1978	Utah State	-	126
Alvin Lewis	So.	1978	Utah State	-	119
Mark R. Bell	Jr.	1977	at Arizona	-	109
Willie Miller	Sr.	1974	at Arizona State	-	230
Willie Miller	Sr.	1974	at Arizona	-	114
Willie Miller	Sr.	1974	at Arkansas	-	129
Willie Miller	Sr.	1974	Nevada	-	163
Willie Miller	Sr.	1974	BYU	-	155
Willie Miller	Sr.	1974	at New Mexico	-	121
Willie Miller	Jr.	1973	at UTEP	-	101
Willie Miller	Jr.	1973	Utah State	-	100
Willie Miller	Jr.	1973	at Idaho	-	119
Jim Kennedy	So.	1973	at Arizona State	-	109
Willie Miller	Jr.	1973	New Mexico State	-	108
Johnny Square	Sr.	1972	at Utah	-	116
Willie Miller	So.	1972	at Utah	-	107
Willie Miller	So.	1972	UTEP	-	109
Willie Miller	So.	1972	at Florida State	-	118
Willie Miller	So.	1972	Air Force	-	120
Rod Blackford	So.	1971	at Wichita State	-	100
Greg Stemrick	So.	1971	at BYU	-	127
Lawrence McCutcheon	Jr.	1970	Utah State	-	117
Tim Labus	Sr.	1970	UTEP	-	101
Lawrence McCutcheon	Jr.	1970	Wyoming	-	147
Harry Stevenson	Fr.	1969	at Air Force	-	129
Harry Stevenson	Fr.	1969	at Arizona State	-	116
Terry Swarn	Sr.	1968	Wyoming	-	108
Terry Swarn	Sr.	1968	at Wichita State	-	101

Individual 100-plus-yard receiving game streaks of three consecutive games or more denoted numerically next to the game.

Rashard Higgins did not play the Hawaii game in 2014; however, we have chosen to maintain his streak at eight for the official record book as, in our opinion, a streak like this cannot be snapped if the player doesn't play.

PLAYERS IN **BOTH CHARTS**

There are only three players in school history to have tallied at least one 100-yard receiving game and 100-yard rushing game.

Lawrence McCutcheon and Raymond Carter also accomplished the feat in the same game.

PLAYER	OPPONENT	YEAR	YARDS
Alvin Lewis, RB	Utah State	1978	119 (rec.)
Lawrence McCutcheon, RB	Utah State*	1970	117 (rec.)
	Wyoming	1970	147 (rec)
Raymond Carter, RB	Idaho*	2010	120 (rec.)

100-YARD RECEIVERS **IN THE SAME GAME**

DATE	OPPONENT	PLAYERS	YARDS
9/16/23	at Colorado	Tory Horton	133
		Louis Brown IV	131
		Dallin Holker	109
9/3/21	South Dakota St.	Trey McBride	116
		Dante Wright	103
10/11/19	at New Mexico	Warren Jackson	214
		Dante Wright	105
10/19/18	at Boise State	Preston Williams	154
		Warren Jackson	105
9/8/18	Arkansas	Preston Williams	154
		Cameron Butler	107
8/25/18	Hawai'i	Preston Williams	188
		Olabisi Johnson	157
12/22/16	vs. Idaho	Olabisi Johnson	265
		Michael Gallup	108
9/13/14	UC Davis	Rashard Higgins	147
		Elroy Masters, Jr.	112
9/6/14	at Boise State	Joe Hansley	149
		Rashard Higgins	143
12/22/05	vs. Navy	David Anderson	126
		Kory Sperry	117
10/28/05	at New Mexico	David Anderson	128
		Johnny Walker	119
9/29/05	Air Force	Luke Roberts	123
		David Anderson	105
9/10/05	at Minnesota	Johnny Walker	116
		Dustin Osborn	102
8/30/03	vs. Colorado	Chris Pittman	144
		David Anderson	142
9/16/78	Utah State	Mark R. Bell	126
		Alvin Lewis	119
11/25/72	at Utah	Johnny Square	116
		Willie Miller	107

300-YARD PASSING GAMES (101)

Player	Class	Year	Opp.	Att-Cmp	Yds.
Brayden Fowler-Nicolosi	Fr.	2023	at Hawaii	26-38	317
Brayden Fowler-Nicolosi	Fr.	2023	Boise State	32-54	359
Brayden Fowler-Nicolosi	Fr.	2023	Utah Tech [3]	26-32	462
Brayden Fowler-Nicolosi	Fr.	2023	at Middle Tennessee [2]	30-43	321
Brayden Fowler-Nicolosi	Fr.	2023	at Colorado [1]	34-47	367
Todd Centeio	Sr.	2021	at Hawaii	29-48	527
Todd Centeio	Sr.	2021	South Dakota St.	29-42	304
Patrick O'Brien	Jr.	2019	Air Force	28-43	347
Patrick O'Brien	Jr.	2019	at Fresno State	23-42	322
Patrick O'Brien	Jr.	2019	at New Mexico	25-34	420
Patrick O'Brien	Jr.	2019	Toledo	32-52	405
Collin Hill	Jr.	2019	Western Illinois	25-32	367
Collin Hill	Jr.	2019	vs. Colorado	31-47	374
Collin Hill	So.	2018	Wyoming	34-54	333
K.J. Carta-Samuels	Sr.	2018	New Mexico	24-42	311
K.J. Carta-Samuels	Sr.	2018	Arkansas	32-47	389
K.J. Carta-Samuels	Sr.	2018	Hawaii	34-50	537
Nick Stevens	Sr.	2017	vs. Marshall [3]	25-52	320
Nick Stevens	Sr.	2017	San Jose State [2]	26-32	305
Nick Stevens	Sr.	2017	Boise State [1]	29-43	309
Nick Stevens	Sr.	2017	Nevada	26-37	384
Nick Stevens	Sr.	2017	at Hawai'i	18-22	351
Nick Stevens	Sr.	2017	Abilene Christian [3]	25-40	337
Nick Stevens	Sr.	2017	vs. Colorado [2]	24-47	309
Nick Stevens	Sr.	2017	Oregon State [1]	26-39	334
Nick Stevens	Jr.	2016	vs. Idaho	21-36	445
Nick Stevens	Jr.	2016	at Air Force	22-29	374
Collin Hill	Fr.	2016	Wyoming	23-41	370
Collin Hill	Fr.	2016	N. Colorado	21-27	315
Nick Stevens	So.	2015	vs. Nevada	22-42	310
Garrett Grayson	Sr.	2014	at Air Force	23-46	366
Garrett Grayson	Sr.	2014	New Mexico	23-29	389
Garrett Grayson	Sr.	2014	Wyoming	18-21	390
Garrett Grayson	Sr.	2014	Nevada	26-36	326
Garrett Grayson	Sr.	2014	UC Davis	22-31	425
Garrett Grayson	Sr.	2014	at Boise State	31-58	434
Garrett Grayson	Jr.	2013	vs. Washington State	31-50	369
Garrett Grayson	Jr.	2013	Air Force	26-34	395
Garrett Grayson	Jr.	2013	at New Mexico	20-28	302
Garrett Grayson	Jr.	2013	Boise State	36-53	397
Garrett Grayson	Jr.	2013	San Jose State	19-34	310
Garrett Grayson	Jr.	2013	UTEP	17-28	307
Conner Smith	Fr.	2012	at Wyoming	13-23	326
Pete Thomas	So.	2011	San Jose State	28-43	387
Pete Thomas	Fr.	2010	Idaho	29-36	386
Pete Thomas	Fr.	2010	at Miami (Ohio)	26-40	305
Grant Stucker	Sr.	2009	at BYU	31-51	372
Billy Farris	Sr.	2008	Sacramento State	21-33	321
Caleb Hanie	Sr.	2007	California	21-30	301
Justin Holland	Sr.	2005	vs. Navy	26-33	381
Justin Holland	Sr.	2005	at New Mexico	20-26	312
Justin Holland	Sr.	2005	Wyoming	20-37	419
Justin Holland	Sr.	2005	Air Force	17-26	318
Justin Holland	Jr.	2004	BYU	22-36	359
Justin Holland	Jr.	2004	Montana State	21-35	311
Justin Holland	Jr.	2004	at Colorado	29-41	403
Bradlee Van Pelt	Sr.	2003	Miami (Ohio)	14-24	323
Bradlee Van Pelt	Sr.	2003	at California	15-23	317
Bradlee Van Pelt	Sr.	2003	vs. Colorado	18-38	339
Matt Newton	Sr.	2000	at Air Force	22-41	334
Matt Newton	Sr.	2000	vs. Colorado	19-30	327
Matt Newton	Jr.	1999	Nevada	-	312
Ryan Eslinger	Sr.	1998	Wyoming	-	307
Ryan Eslinger	Sr.	1998	TCU	-	370
Moses Moreno	Sr.	1997	Tulsa	-	323
Moses Moreno	Jr.	1996	at Air Force	-	358
Moses Moreno	Jr.	1996	San Jose State	-	359
Moses Moreno	Jr.	1996	Colorado	-	312
Anthoney Hill	Sr.	1994	at Fresno State	-	326
Anthoney Hill	Sr.	1994	at New Mexico	-	364
Kevin Verdugo	Sr.	1991	Hawaii	-	315
Scooter Molander	Sr.	1988	at Tulsa	-	303
Scooter Molander	Sr.	1988	Air Force	-	323
Scooter Molander	Jr.	1987	vs. BYU	-	317
Scooter Molander	Jr.	1987	at SW Louisiana	-	302
Scooter Molander	Jr.	1987	at Hawaii	-	449
Scooter Molander	Jr.	1987	Utah	-	351
Scooter Molander	Jr.	1987	Colorado	-	398
Kelly Stouffer	Sr.	1986	at Utah	-	354
Kelly Stouffer	Sr.	1986	New Mexico	-	351
Kelly Stouffer	So.	1984	UTEP [3]	-	308
Kelly Stouffer	So.	1984	at Utah [2]	-	402
Kelly Stouffer	So.	1984	Wyoming [1]	-	389
Kelly Stouffer	So.	1984	Fullerton State	-	320
Terry Nugent	Sr.	1983	Northern Colorado	-	418
Terry Nugent	Sr.	1983	New Mexico	-	434
Terry Nugent	Sr.	1983	San Diego State [3]	-	349
Terry Nugent	Sr.	1983	at Arizona [2]	-	313
Terry Nugent	Sr.	1983	Utah [1]	-	405
Terry Nugent	Sr.	1983	at Air Force	-	312
Terry Nugent	Jr.	1982	UNLV	-	405
Terry Nugent	Jr.	1982	UTEP	-	374
Tom Thenell	So.	1981	at UTEP	-	322
Tom Thenell	So.	1981	Mississippi State	-	308
Steve Fairchild	Sr.	1980	Wyoming	-	406
Steve Fairchild	Sr.	1980	at Arizona [3]	-	330
Steve Fairchild	Sr.	1980	West Virginia [2]	-	320
Steve Fairchild	Sr.	1980	Air Force [1]	-	322
Mark Driscoll	Jr.	1974	at Arizona State	-	325
Mark Driscoll	Jr.	1974	Nevada	-	305
Pat Juliana	Jr.	1972	at Utah	-	387

300-YARD PASSER **RECORDS**

Career

1.	Garrett Grayson, 2011-14	12
2.	Nick Stevens, 2015-17	11
3.	Terry Nugent, 1980-83	8
4.	Justin Holland, 2002-05	7
	Scooter Molander, 1987-88	7
	Kelly Stouffer, 1984-86	7

Season

1.	Nick Stevens, 2017	8
2.	Garrett Grayson, 2014	7
	Garrett Grayson, 2013	7
	Terry Nugent, 1983	7
5.	**Brayden Fowler-Nicolosi, 2023**	**5**
	Scooter Molander, 1987	5

Lawrence McCutcheon, 1970		ATT	YDS	TD
9/12	at New Mexico State	22	99	1
9/19	at Arizona State	21	64	0
9/26	at Iowa State	19	81	0
10/3	at Air Force	13	35	0
10/10	vs. Wyoming	19	66	0
10/17	vs. UTEP	26	79	0
10/24	at West Virginia	22	77	0
10/31	vs. Utah State	22	107	2
11/7	vs. BYU	39	233	0
11/14	vs. Pacific	15	59	1
11/21	at Toledo	24	148	2
TOTAL		**242**	**1,048**	**6**

Lawrence McCutcheon, 1971		ATT	YDS	TD
9/18	at BYU	24	73	1
9/25	at Idaho	18	81	0
10/2	at Wyoming	34	142	0
10/9	Arizona State	19	54	0
10/16	at Utah	3	5	1
10/23	Air Force	21	95	0
10/30	Utah State	29	129	2
11/6	at Wichita State	30	150	1
11/13	West Texas State	29	169	1
11/20	at UTEP	32	160	1
11/27	New Mexico State	22	86	1
TOTAL		**261**	**1,189**	**8**

Alvin Lewis, 1980		ATT	YDS	TD
9/7	Air Force	23	100	0
9/13	West Virginia	14	82	1
9/20	at Arizona	14	40	1
9/27	UNLV	9	30	0
10/4	Iowa State	0	0	0
10/11	at New Mexico	18	60	1
10/18	at SDSU	23	157	1
10/25	at Utah	30	196	0
11/1	Wyoming	26	149	1
11/8	UTEP	26	156	2
11/15	at BYU	21	72	1
TOTAL		**211**	**1,047**	**8**

Steve Bartalo, 1983		ATT	YDS	TD
9/3	Air Force	0	0	0
9/10	at Hawai'i	0	0	0
9/17	at Colorado	17	61	0
9/24	at Iowa State	43	134	1
10/1	Utah	25	91	1
10/8	at Arizona	24	71	0
10/15	San Diego State	22	58	0
10/22	at UTEP	38	205	2
10/29	New Mexico	29	92	0
11/5	Northern Colorado	32	112	2
11/12	at BYU	31	126	1
11/19	at Wyoming	31	160	1
TOTAL		**292**	**1,161**	**8**

Steve Bartalo, 1985		ATT	YDS	TD
9/7	at Colorado	17	106	0
9/14	UTEP	27	174	3
9/21	at LSU	26	68	0
9/28	at SDSU	21	113	0
10/5	BYU	13	19	1
10/12	at New Mexico	47	152	3
10/19	Air Force	47	207	1
10/26	at Wyoming	31	113	1
11/2	at Hawai'i	13	25	0
11/9	Southern Miss	30	121	2
11/16	Utah	37	177	1
11/23	at Miami	29	93	0
TOTAL		**338**	**1,368**	**12**

Steve Bartalo, 1986		ATT	YDS	TD
9/6	at Colorado	39	145	1
9/13	at Arizona	24	55	0
9/20	Northern Colorado	29	168	4
9/27	at Air Force	21	55	1
10/3	at BYU	33	131	3
10/18	Hawai'i	37	108	2
10/25	Wyoming	33	117	2
11/1	San Diego State	37	149	0
11/8	at Utah	35	181	2
11/15	New Mexico	35	150	2
11/22	at UTEP	39	162	2
TOTAL		**362**	**1,419**	**19**

Tony Alford, 1989		ATT	YDS	TD
9/2	at Tennessee	8	25	0
9/10	at Colorado	20	144	1
9/16	CS-Fullerton	21	121	0
9/23	E. Michigan	15	107	1
9/30	Air Force	17	59	0
10/7	at New Mexico	0	0	0
10/14	BYU	9	33	0
10/21	Hawai'i	13	139	1
10/28	at Utah	28	310	3
11/4	at Wyoming	10	17	0
11/11	at UTEP	14	84	0
TOTAL		**157**	**1,076**	**6**

Brian Copeland, 1991		ATT	YDS	TD
8/31	Arkansas State	15	47	2
9/7	Air Force	17	134	0
9/14	at Nebraska	14	59	0
9/21	at Southern Miss	17	63	0
9/28	Hawai'i	18	79	1
10/5	at UTEP	24	108	0
10/19	at Utah	21	85	0
10/26	at Wyoming	0	0	0
10/31	BYU	18	84	0
11/9	at San Diego State	23	164	0
11/16	New Mexico	23	233	2
TOTAL		**190**	**1,028**	**5**

Leonice Brown, 1992		ATT	YDS	TD
9/5	at Colorado	7	28	0
9/12	Idaho	16	87	0
9/19	at Fresno State	11	50	0
9/26	at LSU	9	116	1
10/3	Utah	10	132	1
10/10	UTEP	17	176	0
10/17	at Air Force	10	15	0
10/24	Wyoming	5	22	0
10/31	San Diego State	19	111	0
11/7	at Hawai'i	20	82	1
11/14	Ohio	18	160	1
11/21	at New Mexico	14	72	1
TOTAL		**156**	**1127**	**5**

Damon Washington, 1996		ATT	YDS	TD
8/31	Tenn.-Chatt.	16	212	2
9/7	Colorado	11	79	0
9/14	at Oregon	14	58	1
9/21	UNLV	19	117	1
9/28	at Nebraska	13	44	0
10/5	at Hawai'i	20	112	2
10/12	at Tulsa	19	188	1
10/19	San José State	23	106	0
10/26	San Diego State	23	152	1
11/2	at Air Force	4	7	0
11/9	at Fresno State	0	0	0
11/16	Wyoming	0	0	0
TOTAL		**162**	**1096**	**8**

Calvin Branch, 1996		ATT	YDS	TD
8/31	Tenn-Chatt.	5	127	3
9/7	Colorado	5	12	1
9/14	at Oregon	10	73	1
9/21	UNLV	17	121	1
9/28	at Nebraska	12	36	0
10/5	at Hawai'i	17	86	1
10/12	at Tulsa	12	56	1
10/19	San José State	17	99	2
10/26	SDSU	39	196	2
11/2	at Air Force	26	124	3
11/9	at Fresno State	30	191	3
11/16	Wyoming	38	158	3
TOTAL		**228**	**1279**	**21**

Kevin McDougal, 1997		ATT	YDS	TD
8/30	Nevada	15	127	1
9/6	at Colorado	16	59	0
9/13	at Utah State	22	104	2
9/20	Air Force	8	19	0
10/4	Hawai'i	14	103	1
10/11	at San José State	11	40	1
10/18	at Wyoming	9	91	0
10/26	Tulsa	6	55	1
11/1	at UNLV	11	112	1
11/8	Fresno State	8	83	2
11/22	at San Diego State	10	63	1
12/6	vs. New Mexico	20	255	3
12/29	vs. Missouri	18	110	0
TOTAL		**150**	**1121**	**13**

Damon Washington, 1997		ATT	YDS	TD
8/30	Nevada	25	188	3
9/6	at Colorado	13	34	0
9/13	at Utah State	15	76	0
9/20	Air Force	16	155	0
10/4	Hawai'i	8	40	0
10/11	at San José State	16	85	1
10/18	at Wyoming	16	86	0
10/26	Tulsa	14	111	1
11/1	at UNLV	14	87	2
11/8	Fresno State	11	25	0
11/22	at SDSU	16	129	0
12/6	vs. New Mexico	16	96	1
12/29	vs. Missouri	16	83	0
TOTAL		**180**	**1195**	**8**

Kevin McDougal, 1999		ATT	YDS	TD
9/4	vs. Colorado	22	190	2
9/11	Nevada	19	147	0
9/16	at BYU	0	0	0
10/2	New Mexico St.	12	66	0
10/9	at Fresno State	13	99	0
10/16	San Diego State	24	81	1
10/23	at Wyoming	14	61	0
10/28	Utah	28	115	1
11/6	at New Mexico	25	92	1
11/18	Air Force	26	200	1
11/27	at Nevada	24	113	2
12/31	vs. Southern Miss	25	59	0
TOTAL		**207**	**1223**	**8**

Cecil Sapp, 2002		ATT	YDS	TD
8/22	at Virginia	25	178	2
8/31	vs. Colorado	22	80	2
9/7	at UCLA	24	105	0
9/14	Louisville	30	130	3
9/28	at Nevada	26	125	1
10/4	at Fresno State	25	94	1
10/12	Wyoming	34	143	2
10/19	at Utah	23	71	1
10/24	BYU	25	164	2
10/31	at Air Force	29	132	2
11/16	San Diego State	20	80	1
11/26	New Mexico	14	36	0
11/30	UNLV	31	157	0
12/31	vs. TCU	19	106	0
TOTAL		**347**	**1601**	**17**

Kyle Bell, 2005		ATT	YDS	TD
9/3	vs. Colorado	14	66	0
9/10	at Minnesota	4	18	0
9/24	Nevada	33	183	1
9/29	Air Force	32	197	3
10/8	Utah	25	140	1
10/15	at BYU	9	36	0
10/22	Wyoming	35	123	0
10/28	at New Mexico	30	95	1
11/5	at TCU	15	41	0
11/12	San Diego State	33	176	1
11/19	at UNLV	24	91	2
12/22	vs. Navy	22	122	1
TOTAL		**276**	**1288**	**10**

Gartrell Johnson III, 2008		ATT	YDS	TD
8/31	vs. Colorado	12	95	0
9/6	Sacramento State	20	73	1
9/20	Houston	19	69	1
9/27	at Cal	15	63	0
10/4	UNLV	33	191	3
10/11	TCU	16	30	1
10/18	at Utah	20	95	0
10/25	San Diego State	26	130	0
11/1	BYU	18	102	1
11/8	at Air Force	19	81	1
11/15	New Mexico	30	127	1
11/22	at Wyoming	23	135	1
12/20	at Fresno State	27	285	2
TOTAL		**278**	**1,476**	**12**

Chris Nwoke, 2011		ATT	YDS	TD
9/03	at New Mexico	15	56	1
9/10	Northern Colorado	9	53	1
9/17	vs. Colorado	7	35	0
9/24	at Utah State	24	86	2
10/1	San José State	7	19	0
10/15	Boise State	15	79	0
10/22	at UTEP	23	101	1
10/29	at UNLV	23	160	1
11/12	San Diego State	22	236	1
11/19	at TCU	21	63	0
11/26	Air Force	29	272	2
12/3	Wyoming	5	16	0
TOTAL		**200**	**1,130**	**9**

Kapri Bibbs, 2013		ATT	YDS	TD
9/1	vs. Colorado	15	70	2
9/7	at Tulsa	9	84	0
9/14	Cal Poly	11	54	1
9/21	at Alabama	5	15	0
9/28	UTEP	13	147	3
10/12	San José State	12	73	0
10/19	at Wyoming	29	203	3
10/26	at Hawai'i	33	141	3
11/2	Boise State	25	74	3
11/9	Nevada	30	317	4
11/16	at New Mexico	38	298	6
11/23	at Utah State	18	56	0
11/30	Air Force	16	80	3
12/21	vs. Wash. State	27	174	3
TOTAL		**281**	**1,786**	**31**

Dee Hart, 2014		ATT	YDS	TD
8/29	vs. Colorado	22	139	2
9/6	at Boise State	10	16	0
9/13	UC Davis	8	38	0
9/27	at Boston College	10	117	0
10/4	Tulsa	11	143	2
10/11	at Nevada	23	90	1
10/18	Utah State	12	60	1
10/25	Wyoming	13	87	0
11/1	at San José State	24	104	4
11/8	Hawai'i	11	115	1
11/22	New Mexico	20	230	5
11/28	at Air Force	23	115	0
12/20	vs. Utah	7	21	0
TOTAL		**194**	**1,275**	**16**

Dalyn Dawkins, 2017		ATT	YDS	TD
8/26	Oregon State	15	67	1
9/1	vs. Colorado	14	43	0
9/9	Abilene Christian	12	73	1
9/16	at Alabama	10	59	0
9/30	at Hawai'i	17	130	1
10/7	at Utah State	21	121	0
10/14	Nevada	17	191	1
10/20	at New Mexico	12	71	0
10/28	Air Force	13	141	1
11/4	at Wyoming	29	154	0
11/11	Boise State	32	161	2
11/18	San Jose State	24	138	1
12/16	vs. Marshall	10	50	0
TOTAL		**226**	**1,399**	**8**

Willie Miller, 1974		REC	YDS	TD
9/14	at New Mexico	6	121	1
9/21	at Florida State	3	40	1
9/28	Memphis State	5	82	1
10/5	BYU	5	155	1
10/12	at Utah State	4	68	0
10/19	Nevada	6	163	3
10/26	at Arkansas	5	129	0
11/2	Wyoming	3	29	0
11/9	at Arizona	4	114	1
11/16	UTEP	3	62	0
11/23	at Arizona State	9	230	1
TOTAL		**53**	**1,193**	**9**

Jeff Champine, 1983		REC	YDS	TD
9/3	Air Force	8	90	1
9/10	at Hawai'i	0	0	0
9/17	at Colorado	0	0	0
9/24	at Iowa State	0	0	0
10/1	Utah	5	96	0
10/8	at Arizona	6	28	1
10/15	San Diego State	4	71	1
10/22	at UTEP	2	28	1
10/29	New Mexico	14	192	1
11/5	Northern Colorado	12	219	2
11/12	at BYU	0	0	0
11/19	at Wyoming	6	75	0
TOTAL		**63**	**1,002**	**7**

Greg Primus, 1991		REC	YDS	TD
8/31	Arkansas State	2	30	0
9/7	Air Force	8	125	1
9/14	at Nebraska	7	104	2
9/21	at Southern Miss	5	66	1
9/28	Hawai'i	10	256	2
10/5	at UTEP	7	84	0
10/19	at Utah	5	52	1
10/26	at Wyoming	9	143	1
10/31	BYU	6	82	0
11/10	at San Diego State	2	51	0
11/16	New Mexico	6	88	0
TOTAL		**67**	**1,081**	**8**

Greg Primus, 1992		REC	YDS	TD
9/5	at Colorado	4	81	0
9/12	Idaho	9	152	1
9/19	at Fresno State	4	101	1
9/26	at LSU	8	110	0
10/3	Utah	7	95	0
10/10	UTEP	7	118	3
10/17	at Air Force	1	14	0
10/24	Wyoming	5	83	0
10/31	San Diego State	3	40	0
11/7	Hawai'i	5	42	0
11/14	Ohio	2	118	1
11/21	at New Mexico	5	53	0
TOTAL		**60**	**1007**	**6**

David Anderson, 2003		REC	YDS	TD
8/30	vs. Colorado	4	142	1
9/6	at Cal	7	141	1
9/13	Weber State	4	52	0
9/20	Miami (Ohio)	5	167	2
9/27	Utah	8	85	1
10/4	Fresno State	6	87	1
10/9	at BYU	2	35	0
10/16	Air Force	9	199	1
11/1	at Wyoming	2	28	0
11/7	at New Mexico	7	134	1
11/15	San Diego State	7	77	0
11/22	at UNLV	1	12	0
12/31	vs. Boston College	10	134	1
TOTAL		**72**	**1,293**	**9**

David Anderson, 2005		REC	YDS	TD
9/3	at Colorado	12	119	1
9/10	at Minnesota	4	58	0
9/24	Nevada	6	68	0
9/29	Air Force	7	105	2
10/8	Utah	8	120	1
10/15	at BYU	5	54	1
12/22	Wyoming	6	169	1
10/28	at New Mexico	8	128	2
11/5	at TCU	7	96	0
11/12	San Diego State	8	88	0
11/19	at UNLV	6	90	0
12/22	vs. Navy	9	126	0
TOTAL		**86**	**1,221**	**8**

Rashaun Greer, 2008		REC	YDS	TD
8/31	vs. Colorado	8	70	0
9/6	Sacramento State	9	152	0
9/20	Houston	5	42	0
9/27	at Cal	3	95	0
10/4	UNLV	8	211	1
10/11	TCU	0	0	0
10/18	at Utah	3	67	0
10/25	at San Diego State	4	78	0
11/1	BYU	5	64	1
11/8	at Air Force	7	145	0
11/15	New Mexico	6	71	0
11/22	at Wyoming	4	50	0
12/20	vs. Fresno State	1	69	1
TOTAL		**63**	**1,114**	**3**

Rashard Higgins, 2014		REC	YDS	TD
8/29	vs. Colorado	1	16	1
9/6	at Boise State	11	143	0
9/13	UC Davis	7	147	2
9/27	at Boston College	9	98	1
10/4	Tulsa	6	178	4
10/11	at Nevada	10	194	2
10/18	Utah State	10	187	0
10/25	Wyoming	5	174	2
11/1	at San José State	8	143	1
11/8	Hawai'i	-	-	-
11/22	New Mexico	10	167	2
11/28	at Air Force	12	193	2
12/20	vs. Utah	7	110	0
TOTAL		**96**	**1,750**	**17**

Rashard Higgins, 2015		REC	YDS	TD
9/5	Savannah State	7	84	1
9/12	Minnesota	-	-	-
9/19	vs. Colorado	8	125	1
9/26	at UTSA	5	103	1
10/3	at Utah State	11	115	1
10/10	Boise State	3	42	0
10/17	Air Force	7	74	0
10/31	San Diego State	5	75	1
11/7	at Wyoming	4	49	0
11/14	UNLV	7	102	3
11/21	at New Mexico	8	140	0
11/28	at Fresno State	1	24	0
12/29	vs. Nevada	9	129	0
TOTAL		**75**	**1,062**	**8**

Michael Gallup, 2016		REC	YDS	TD
9/2	vs. Colorado	4	38	0
9/10	UTSA	-	-	-
9/17	Northern Colorado	4	82	1
9/24	at Minnesota	6	53	1
10/1	Wyoming	4	75	0
10/8	Utah State	7	140	1
10/15	at Boise State	4	91	1
10/22	at UNLV	7	91	1
11/5	Fresno State	9	126	1
11/12	at Air Force	13	213	1
11/19	New Mexico	5	116	1
11/26	at San Diego State	7	139	3
12/22	vs. Idaho	6	108	3
TOTAL		**76**	**1,272**	**14**

Michael Gallup, 2017		REC	YDS	TD
8/26	Oregon State	11	134	0
9/1	vs. Colorado	5	67	0
9/9	Abilene Christian	10	103	1
9/16	at Alabama	5	81	0
9/30	at Hawai'i	8	212	1
10/7	at Utah State	7	88	0
10/14	Nevada	13	263	3
10/20	at New Mexico	6	58	0
10/28	Air Force	7	161	1
11/4	at Wyoming	4	29	0
11/11	Boise State	11	102	1
11/18	San Jose State	7	47	0
12/16	vs. Marshall	6	68	0
TOTAL		**100**	**1,413**	**7**

Preston Williams, 2018		REC	YDS	TD
8/25	Hawaii	9	188	2
8/31	vs. Colorado	6	49	0
9/8	Arkansas	12	154	2
9/15	at Florida	9	106	0
9/22	Illinois State	3	14	0
10/6	at San Jose State	4	67	2
10/13	New Mexico	9	93	1
10/19	at Boise State	9	154	1
10/26	Wyoming	10	126	0
11/10	at Nevada	7	69	1
11/17	Utah State	6	77	2
11/22	at Air Force	12	248	3
TOTAL		**96**	**1,345**	**14**

Warren Jackson, 2019		REC	YDS	TD
8/30	vs. Colorado	8	87	1
9/7	Western Illinois	7	55	0
9/14	at Arkansas	4	53	1
9/21	Toledo	12	132	1
10/11	at New Mexico	9	214	2
10/26	at Fresno State	9	178	1
11/2	UNLV	6	133	0
11/16	Air Force	8	88	0
11/22	at Wyoming	6	95	1
11/29	Boise State	8	84	1
TOTAL		**77**	**1,119**	**8**

Trey McBride, 2021		REC	YDS	TD
9/3	South Dakota State	13	116	0
9/11	Vanderbilt	8	114	1
9/18	at Toledo	9	109	0
9/25	at Iowa	6	59	0
10/9	San Jose State	6	60	0
10/16	at New Mexico	7	135	0
10/22	at Utah State	6	44	0
10/30	Boise State	10	103	0
11/6	at Wyoming	9	98	0
11/13	Air Force	4	81	0
11/20	at Hawai'i	6	89	0
11/27	Nevada	6	113	0
TOTAL		**90**	**1,121**	**1**

Tory Horton, 2022		REC	YDS	TD
9/3	at Michigan	6	69	1
9/10	Middle Tennessee	9	186	3
9/17	at Washington State	5	45	0
9/24	Sacramento State	3	127	1
10/7	at Nevada	9	64	0
10/15	Utah State	0	0	0
10/22	Hawaii	3	47	0
10/29	at Boise State	6	63	0
11/5	at San Jose State	9	196	1
11/12	Wyoming	8	168	0
11/19	at Air Force	3	35	1
11/25	New Mexico	10	131	1
TOTAL		**71**	**1,131**	**8**

Tory Horton, 2023		REC	YDS	TD
9/2	Washington State	9	81	0
9/16	at Colorado	16	133	1
9/23	at Middle Tennessee	10	99	2
9/30	Utah Tech	10	227	3
10/7	at Utah State	3	20	0
10/14	Boise State	10	130	0
10/21	at UNLV	7	48	0
10/28	Air Force	5	52	0
11/3	at Wyoming	7	58	0
11/11	San Diego State	4	24	0
11/18	Nevada	6	78	1
11/25	at Hawaii	9	186	1
TOTAL		**96**	**1,136**	**8**

Total Offense (by yards)

Year	Player	Plays	Rush	Pass	Total
1949	Frank Faucett	-	733	0	733
1950	Mark McKie	-	457	0	457
1951	Don Burroughs	-	-96	1,279	1,183
1952	Don Burroughs	212	80	866	946
1953	Bob Rollins	-	138	474	612
1954	Gary Glick	267	458	811	1269
1955	Gary Glick	184	579	248	827
1956	Wayne Walter	126	471	59	530
1957	Frank Gupton	97	540	10	550
1958	Wayne Schneider	85	580	7	587
1959	Wayne Schneider	95	457	51	508
1960	Brady Keys	-	368	63	431
1961	Leroy Guiterrez	122	97	387	484
1962	John Christensen	205	187	562	749
1963	Ken Hines	-	531	0	531
1964	Jess Willis	145	580	0	580
1965	Oscar Reed	149	725	0	725
1966	Oscar Reed	189	946	0	946
1967	Gerry Montiel	276	119	985	1,104
1968	Gerry Montiel	261	22	1,031	1,053
1969	Chip Maxwell	286	114	1,257	1,371
1970	Wayne Smith	449	231	1,861	2,092
1971	Lawrence McCutcheon	261	1,112	0	1,112
1972	Pat Juliana	310	938	339	1,277
1973	Jan Stuebbe	358	-92	1,938	1,846
1974	Mark Driscoll	268	-96	2,016	1,920
1975	Mark Driscoll	251	-55	1,246	1,191
1976	Dan Graham	197	43	816	859
1977	Dan Graham	295	-68	1,692	1,624
1978	Keith Lee	248	392	703	1,095
1979	Keith Lee	303	200	993	1,193
1980	Steve Fairchild	455	-189	2,578	2,309
1981	Tom Thenell	227	-105	1,079	974
1982	Terry Nugent	455	-233	2,595	2,362
1983	Terry Nugent	523	-276	3,319	3,043
1984	Kelly Stouffer	340	-130	2,151	2,021
1985	Kelly Stouffer	386	-132	2,387	2,255
1986	Kelly Stouffer	430	-214	2,604	2,390
1987	Scooter Molander	479	-414	3,168	2,754
1988	Scooter Molander	382	-161	2,232	2,071
1989	Mike Gimenez	247	113	1,223	1,336
1990	Mike Gimenez	217	117	1,176	1,293
1991	Kevin Verdugo	329	-148	2,138	1,990
1992	Anthoney Hill	338	344	1,669	2,013
1993	Anthoney Hill	363	433	1,636	2,069
1994	Anthoney Hill	383	158	2,841	2,999
1995	Moses Moreno	210	-135	1,530	1,395
1996	Moses Moreno	405	-18	2,921	2,903
1997	Moses Moreno	344	-113	2,463	2,350
1998	Ryan Eslinger	392	38	2,386	2,424
1999	Matt Newton	407	-44	2,596	2,552
2000	Matt Newton	375	-201	2,767	2,566
2001	Bradlee Van Pelt	294	580	1,353	1,933
2002	Bradlee Van Pelt	437	819	2,073	2,892
2003	Bradlee Van Pelt	467	909	2,845	3,754
2004	Justin Holland	216	-82	1,622	1,540
2005	Justin Holland	406	-174	3,185	3,011
2006	Caleb Hanie	450	55	2,427	2,482
2007	Caleb Hanie	385	6	2,455	2,461
2008	Billy Farris	425	-34	2,934	2,900
2009	Grant Stucker	260	9	1,874	1,883
2010	Pete Thomas	468	-117	2,662	2,545
2011	Pete Thomas	317	-36	1,607	1,571
2012	Conner Smith	132	-34	1,022	988
2013	Garrett Grayson	547	119	3,696	3,815
2014	Garrett Grayson	477	-46	4,006	3,960
2015	Nick Stevens	391	36	2,679	2,715
2016	Nick Stevens	216	53	1,936	1,989
2017	Nick Stevens	513	123	3,799	3,922
2018	K.J. Carta-Samuels	405	-14	2,261	2,247
2019	Patrick O'Brien	401	-21	2,803	2,782
2020	Patrick O'Brien	103	10	591	601
2021	Todd Centeio	511	439	2,958	3,397
2022	Clay Millen	334	-28	1,910	1,882
2023	Brayden Fowler-Nicolosi	503	-27	3,460	3,433

All-Purpose Yards

Year	Player	Rush	Rec	PR	KR	IR	Total
1954	Gary Glick	458	0	9	0	0	467
1955	Gary Glick	579	66	126	184	40	995
1956	Wayne Walter	471	124	10	278	0	883
1957	Frank Gupton	540	162	55	44	0	801
1958	Wayne Schneider	580	135	84	62	0	861
1959	Wayne Schneider	457	97	56	125	86	821
1960	*not available*						
1961	Dennis Wohlhueter	308	131	0	68	15	522
1962	Phil Jackson	314	25	5	159	0	503
1963	*not available*						
1964	Jess Willis	580	110	11	61	0	762
1965	Oscar Reed	725	21	0	0	0	746
1966	Oscar Reed	946	97	0	20	0	1,063
1967	Oscar Reed	910	110	0	165	0	1,185
1968	Charles Pigee	579	73	0	0	0	652
1969	Lawrence McCutcheon	797	155	71	215	0	1,238
1970	Lawrence McCutcheon	1,008	486	0	316	0	1,810
1971	Lawrence McCutcheon	1,112	197	0	299	0	1,608
1972	Willie Miller	16	739	0	312	0	1,067
1973	Willie Miller	4	793	0	0	0	797
1974	Willie Miller	18	1,193	0	0	0	1,211
1975	Ron Harris	836	186	0	87	0	1,109
1976	Mark Davis	845	65	0	122	0	1,032
1977	Larry Jones	790	28	0	253	0	1,071
1978	Larry Jones	898	163	0	292	0	1,353
1979	Alvin Lewis	635	41	48	225	0	949
1980	Alvin Lewis	1,047	335	139	400	0	1,921
1981	Jeff Champine	0	882	0	0	0	882
1982	Jeff Champine	0	904	0	0	0	904
1983	Steve Bartalo	1,113	284	0	0	0	1,397
1984	Steve Bartalo	913	182	0	0	0	1,095
1985	Steve Bartalo	1,368	324	0	0	0	1,692
1986	Steve Bartalo	1,419	289	0	0	0	1,708
1987	Scott Whitehouse	812	336	0	0	0	1,148
1988	Scott Whitehouse	713	368	0	0	0	1,081
1989	Tony Alford	1,035	167	0	0	0	1,202
1990	Brian Copeland	940	195	0	0	0	1,135
1991	Greg Primus	0	1,081	0	147	0	1,228
1992	Leonice Brown	1,051	46	0	45	0	1,142
1993	E.J. Watson	695	27	0	0	0	722
1994	Eric Olsen	0	825	0	0	0	825
1995	E.J. Watson	885	101	0	0	0	986
1996	Calvin Branch	1,279	128	0	431	0	1,838
1997	Kevin McDougal	1,111	100	0	22	0	1,233
1998	Darran Hall	65	629	302	95	0	1,091
1999	Kevin McDougal	1,164	58	0	0	0	1,222
2000	Pete Rebstock	0	802	490	294	0	1,586
2001	Pete Rebstock	10	619	48	511	0	1,188
2002	Cecil Sapp	1,496	69	0	0	0	1,565
2003	David Anderson	0	1,293	16	174	0	1,483
2004	David Anderson	-5	940	69	46	0	1,050
2005	Kyle Bell	1,288	33	0	0	0	1,321
2006	Damon Morton	17	722	204	368	0	1,311
2007	Damon Morton	143	774	60	607	0	1,584
2008	Gartrell Johnson	1,476	295	0	0	0	1,771
2009	Dion Morton	39	443	62	756	0	1,300
2010	Tony Drake	85	71	1	704	0	861
2011	Chris Nwoke	1,130	143	0	0	0	1,273
2012	Donnell Alexander	587	155	0	76	0	818
2013	Kapri Bibbs	1,741	59	0	0	0	1,800
2014	Rashard Higgins	0	1,750	0	0	0	1,750
2015	Rashard Higgins	20	1,062	0	0	0	1,082
2016	Michael Gallup	15	1,272	0	0	0	1,287
2017	Dayln Dawkins	1,399	310	0	16	0	1,725
2018	Preston Williams	13	1,345	1	119	0	1,478
2019	Dante Wright	214	805	135	0	0	1,154
2020	Thomas Pannunzio	1	0	32	411	0	444
2021	Trey McBride	69	1,121	0	0	0	1,190
2022	Tory Horton	6	1,131	171	0	0	1,308
2023	Tory Horton	0	1,136	147	0	0	1,283

Passing (by yards)

Year	Player	Att	Cmp	Int	Yds	TD
1951	Don Burroughs	160	86	0	1,279	8
1952	Don Burroughs	151	76	11	866	7
1953	Bob Rollins	71	35	0	474	3
1954	Gary Glick	137	58	8	811	5
1955	Jerry Callahan	52	22	2	302	2
1956	Jerry Callahan	57	14	9	342	4
1957	Louie Long	56	21	8	328	1
1958	Fred Glick	62	28	3	372	4
1959	Bill Wade	33	14	3	197	1
1960	Jon Crider	64	25	5	305	2
1961	Leroy Guiterrez	82	37	5	387	2
1962	John Christensen	133	56	14	562	2
1963	John Christensen	93	29	6	322	1
1964	Eddie Belt	100	33	9	387	3
1965	Bob Wolfe	109	47	4	568	7
1966	Bob Wolfe	160	65	8	890	6
1967	Gerry Montiel	194	76	11	985	6
1968	Gerry Montiel	202	75	12	1,031	6
1969	Chip Maxwell	205	109	8	1,257	8
1970	Wayne Smith	321	136	17	1,861	8
1971	Scott Simmons	121	55	9	668	1
1972	Pat Juliana	168	68	16	938	4
1973	Jan Stuebbe	310	146	15	1,938	11
1974	Mark Driscoll	246	122	14	2,016	19
1975	Mark Driscoll	227	109	11	1,246	4
1976	Dan Graham	116	55	5	816	2
1977	Dan Graham	228	97	11	1,692	17
1978	Steve Fairchild	115	57	8	905	6
1979	Keith Lee	166	77	8	993	4
1980	Steve Fairchild	392	200	17	2,578	15
1981	Tom Thenell	185	80	7	1,079	11
1982	Terry Nugent	382	201	19	2,595	18
1983	Terry Nugent	433	275	20	3,319	12
1984	Kelly Stouffer	295	168	13	2,151	14
1985	Kelly Stouffer	346	204	11	2,387	15
1986	Kelly Stouffer	374	205	14	2,604	7
1987	Scooter Molander	407	237	18	3,168	16
1988	Scooter Molander	347	175	22	2,232	9
1989	Mike Gimenez	179	97	11	1,223	6
1990	Kevin Verdugo	159	93	7	1,188	2
1991	Kevin Verdugo	265	159	11	2,138	17
1992	Anthoney Hill	231	112	13	1,669	10
1993	Anthoney Hill	263	121	7	1,636	10
1994	Anthoney Hill	330	176	14	2,841	18
1995	Moses Moreno	199	104	8	1,530	11
1996	Moses Moreno	335	193	12	2,921	18
1997	Moses Moreno	281	175	9	2,463	22
1998	Ryan Eslinger	336	206	11	2,386	14
1999	Matt Newton	370	213	14	2,596	19
2000	Matt Newton	362	211	14	2,767	20
2001	Bradlee Van Pelt	208	99	12	1,353	9
2002	Bradlee Van Pelt	287	150	7	2,073	10
2003	Bradlee Van Pelt	297	180	13	2,845	19
2004	Justin Holland	197	121	10	1,622	6
2005	Justin Holland	369	235	15	3,185	23
2006	Caleb Hanie	342	209	12	2,427	11
2007	Caleb Hanie	293	188	15	2,455	18
2008	Billy Farris	379	233	13	2,934	19
2009	Grant Stucker	251	133	12	1,874	12
2010	Pete Thomas	391	253	13	2,662	11
2011	Pete Thomas	261	161	8	1,607	7
2012	Conner Smith	126	80	6	1,022	6
2013	Garrett Grayson	478	297	11	3,696	23
2014	Garrett Grayson	420	270	7	4,006	32
2015	Nick Stevens	347	211	12	2,679	21
2016	Nick Stevens	201	129	5	1,936	19
2017	Nick Stevens	459	284	10	3,799	29
2018	K.J. Carta-Samuels	298	183	9	2,261	19
2019	Patrick O'Brien	338	209	7	2,803	13
2020	Patrick O'Brien	80	45	2	591	3
2021	Todd Centeio	380	229	10	2,958	15
2022	Clay Millen	234	169	6	1,910	10
2023	Brayden Fowler-Nicolosi	470	292	16	3,460	22

Rushing (by yards)

Year	Player	Att	Yards	TD	Avg
1951	Joe Mohorcich	100	450	8	4.5
1952	Jerry Zaleski	90	435	1	4.9
1953	Al Dorsey	85	428	3	5.0
1954	Gary Glick	150	458	3	3.1
1955	Gary Glick	139	579	8	4.2
1956	Wayne Walter	117	471	5	4.0
1957	Frank Gupton	91	540	2	5.9
1958	Wayne Schneider	84	578	4	6.8
1959	Wayne Schneider	90	457	3	5.1
1960	Brady Keys	103	368	1	3.6
1961	Dennis Wohlhueter	69	308	2	4.5
1962	Phil Jackson	66	314	1	4.8
1963	Ken Hines	94	531	4	5.6
1964	Jess Willis	145	580	7	4.0
1965	Oscar Reed	149	725	7	4.9
1966	Oscar Reed	188	946	10	5.0
1967	Oscar Reed	213	910	7	4.3
1968	Charles Piggee	137	579	6	4.2
1969	Lawrence McCutcheon	146	797	9	5.5
1970	Lawrence McCutcheon	242	1,008	6	4.1
1971	Lawrence McCutcheon	261	1,112	8	4.2
1972	Reggie Leonard	144	481	3	3.3
1973	Kim Jones	125	537	7	4.3
1974	Ron Harris	218	956	7	4.4
1975	Ron Harris	218	836	5	3.8
1976	Mark Davis	163	845	6	5.2
1977	Larry Jones	185	790	7	4.3
1978	Larry Jones	189	898	3	4.7
1979	Alvin Lewis	135	635	3	4.7
1980	Alvin Lewis	211	1,047	8	4.9
1981	Troy Lindsay	172	577	1	3.4
1982	Doug Jones	90	341	2	3.8
1983	Steve Bartalo	292	1,113	8	3.8
1984	Steve Bartalo	219	913	7	4.2
1985	Steve Bartalo	338	1,368	12	4.1
1986	Steve Bartalo	362	1,419	19	3.9
1987	Scott Whitehouse	183	812	6	4.4
1988	Scott Whitehouse	201	713	5	3.6
1989	Tony Alford	157	1,035	6	6.6
1990	Brian Copeland	177	940	5	5.3
1991	Brian Copeland	190	1,028	5	5.4
1992	Leonice Brown	156	1,051	5	6.7
1993	E.J. Watson	115	695	6	6.0
1994	E.J. Watson	177	712	9	4.0
1995	E.J. Watson	201	908	8	4.5
1996	Calvin Branch	228	1,279	21	5.6
1997	Damon Washington	196	1,195	8	6.1
1998	Damon Washington	147	645	5	4.4
1999	Kevin McDougal	232	1,223	8	5.3
2000	Cecil Sapp	187	1,001	11	5.4
2001	Henri Childs	178	938	4	5.3
2002	Cecil Sapp	347	1,601	17	4.6
2003	Bradlee Van Pelt	170	909	10	5.3
2004	Jimmy Green	132	436	3	3.3
2005	Kyle Bell	276	1,288	10	4.7
2006	Gartrell Johnson	109	305	6	2.8
2007	Gartrell Johnson	181	991	6	5.3
2008	Gartrell Johnson	278	1,476	12	5.3
2009	Leonard Mason	156	766	2	4.9
2010	Leonard Mason	92	513	5	5.6
2011	Chris Nwoke	200	1,130	9	5.7
2012	Donnell Alexander	117	587	4	5.0
2013	Kapri Bibbs	281	1,741	31	6.2
2014	Dee Hart	194	1,275	16	6.6
2015	Dalyn Dawkins	170	867	2	5.1
2016	Dalyn Dawkins	161	919	4	5.7
2017	Dalyn Dawkins	226	1,399	8	6.2
2018	Izzy Matthews	166	717	4	4.3
2019	Marvin Kinsey, Jr.	121	737	6	5.8
2020	A'Jon Vivens	49	210	1	4.3
2021	David Bailey	197	752	9	3.8
2022	Avery Morrow	173	834	4	4.8
2023	Vann Schield	90	389	3	4.3

Receiving (by receptions)

Year	Player	Rec	Yards	TD
1951	Jim David	46	551	5
1952	Kirk Hinderlider	20	249	1
1953	Kirk Hinderlider	11	163	0
1954	Gary Sanders	16	285	2
1955	Gary Sanders	24	351	3
1956	Ron McClary	8	188	2
	Bill Day	8	127	0
1957	Al Fortune	8	97	0
1958	Wayne Schneider	11	135	1
1959	Al Fortune	5	99	1
	Wayne Schneider	5	97	1
	Joe Martinez	5	75	0
1960	Ward Gates	16	219	1
1961	Kay McFarland	18	196	2
1962	John Swanson	13	160	1
1963	Howard Knapp	8	80	0
1964	Bob Greathouse	17	252	0
1965	Bruce Weeter	21	276	2
1966	Tom Pack	21	313	3
1967	Larry Jackson	16	277	2
	Dick Morgan	16	170	2
1968	Terry Swarn	38	563	5
1969	Harry Stevenson	38	493	2
1970	Tim Labus	41	573	4
1971	Greg Stemrick	24	325	2
1972	Willie Miller	42	749	3
1973	Willie Miller	53	793	6
1974	Willie Miller	53	1,193	9
1975	Dan O'Rourke	26	388	0
1976	Mike Bachman	17	377	1
	Mark R. Bell	17	268	1
1977	Mark R. Bell	40	797	9
1978	Mark E. Bell	26	328	3
1979	Cecil Stockdale	19	361	4
1980	Tony Goolsby	47	838	5
1981	Jeff Champine	66	882	10
1982	Jeff Champine	54	904	4
1983	Keli McGregor	69	717	2
1984	Keli McGregor	47	479	3
1985	Steve Bartalo	40	324	1
1986	Steve Bartalo	40	289	0
1987	J.D. Brookhart	51	683	4
1988	Scott Whitehouse	41	368	0
1989	Sean Willis	44	657	5
1990	Greg Primus	56	1,008	3
1991	Greg Primus	67	1,081	8
1992	Greg Primus	60	1,007	6
1993	Eric Olsen	31	546	4
1994	Eric Olsen	46	849	3
1995	Paul Turner	42	713	9
1996	Geoff Turner	52	921	6
1997	Geoff Turner	35	562	4
1998	Darran Hall	44	629	2
1999	Dallas Davis	57	747	3
2000	Pete Rebstock	49	802	6
2001	Pete Rebstock	30	619	3
2002	Chris Pittman	60	807	1
2003	David Anderson	72	1,293	9
2004	David Anderson	57	940	2
2005	David Anderson	86	1,221	8
2006	Johnny Walker	58	586	0
2007	Damon Morton	40	774	6
2008	Rashaun Greer	63	1,114	3
2009	Rashaun Greer	49	734	0
2010	Tyson Liggett	41	380	0
2011	Crockett Gillmore	45	468	4
2012	Charles Lovett	35	428	2
2013	Rashard Higgins	68	837	6
2014	Rashard Higgins	96	1,750	17
2015	Rashard Higgins	75	1,062	8
2016	Michael Gallup	76	1,272	14
2017	Michael Gallup	100	1,413	7
2018	Preston Williams	96	1,345	14
2019	Warren Jackson	77	1,119	8
2020	Trey McBride	22	330	4
2021	Trey McBride	90	1,121	1
2022	Tory Horton	71	1,131	8
2023	Tory Horton	96	1,136	8

Punting (by punts)

Year	Player	Punts	Yards	Avg
1952	Jerry Callahan	48	1,709	35.6
1953	Bob Rollins	36	1,301	36.1
1954	Jim Hartman	30	903	30.1
1955	Larry Barnes	21	726	34.6
1956	Larry Barnes	27	1,213	44.9
1957	Chuck Buderus	28	1,062	37.9
1958	Chuck Buderus	31	1,077	34.7
1959	Chuck Buderus	29	899	31.0
1960	Ward Gates	49	1,800	36.7
1961	Roy Schubert	37	1,480	40.0
1962	Roy Schubert	58	2,040	25.2
1963	Mike Ritter	40	1,496	37.4
1964	Jack Cory	79	2,890	36.6
1965	Jim Richardson	53	2,071	39.7
1966	Bob Flockart	49	1,690	34.5
1967	Jim Richardson	30	1,042	34.7
1968	Rod Downey	61	2,274	38.2
1969	Ted Hill	59	2,348	39.8
1970	Ted Hill	70	2,713	38.7
1971	Ted Hill	64	2,430	38.4
1972	Norm Hainlen	70	2,800	40.0
1973	Rod Blackford	68	2,892	42.5
1974	Mike Deutsch	41	1,561	38.1
1975	Kevin Denny	75	2,881	38.4
1976	Mike Deutsch	68	3,134	46.1
1977	Mike Deutsch	71	3,097	43.6
1978	Tom Templer	43	1,579	36.7
1979	Tom Templer	85	3,577	42.1
1980	Tom Templer	69	2,870	41.6
1981	Jon Poole	44	1,736	39.5
1982	Kirk Powell	73	2,980	40.8
1983	Kirk Powell	41	1,567	38.2
1984	Kirk Powell	69	2,631	38.1
1985	Andy Tejeda	52	1,951	37.5
1986	Andy Tejeda	41	1,747	42.6
1987	Tom Rouen	41	1,491	36.4
1988	Tim Luke	66	2,766	41.9
1989	Tim Luke	51	2,188	42.9
1990	Tim Luke	63	2,514	39.9
1991	Alan Glazer	44	1,714	39.0
1992	Gianni Marcantonio	49	1,948	39.8
1993	Mike McGee	63	2,495	39.6
1994	Matt McDougal	58	2,250	38.8
1995	Matt McDougal	41	1,575	38.4
1996	Matt McDougal	51	2,050	40.2
1997	Preston Loos	57	2,253	39.5
1998	Deone Horinek	52	2,331	44.8
1999	Deone Horinek	60	2,510	41.8
2000	Joey Huber	57	2,259	39.6
2001	Joey Huber	58	2,505	43.2
2002	Joey Huber	53	2,135	40.3
2003	Jeff Babcock	50	2,107	42.1
2004	Jeff Babcock	48	2,078	43.3
2005	Jimmie Kaylor	53	2,400	45.3
2006	Jimmie Kaylor	63	2,754	43.7
2007	Jimmie Kaylor	52	2,244	43.2
2008	Anthony Hartz	44	1,940	44.1
2009	Pete Kontodiakos	52	2,129	40.9
2010	Pete Kontodiakos	51	2,231	43.7
2011	Pete Kontodiakos	57	2,487	43.6
2012	Pete Kontodiakos	59	2,742	46.5
2013	Hayden Hunt	68	2,851	41.9
2014	Hayden Hunt	51	2,235	43.8
2015	Hayden Hunt	52	2,393	46.0
2016	Hayden Hunt	56	2,469	44.1
2017	Ryan Stonehouse	46	2,111	45.9
2018	Ryan Stonehouse	65	3,140	48.3
2019	Ryan Stonehouse	49	2,276	46.4
2020	Ryan Stonehouse	26	1,178	45.3
2021	Ryan Stonehouse	58	2,953	50.9
2022	Paddy Turner	65	2,534	39.0
2023	Paddy Turner	51	2,212	43.4

Scoring

Year	Player	TD	-Points By- PAT	2PT	FG	Total
1951	Joe Mohorcich	8	0	0	0	48
1952	Charles Mikkelson	6	0	0	0	36
1953	Bob Rollins	6	14	0	0	38
1954	Gary Glick	3	12	0	1	33
1955	Gary Glick	8	15-23	0	1	66
1956	Wayne Walter	6	1-1	0	0	37
1957	Frank Gupton	4	3-5	0	1-2	30
1958	Wayne Schneider	5	4	0	0	34
1959	Wayne Schneider	4	0	0	0	24
1960	Myron Pearson	3	0	1	0	20
1961	Kay McFarland	2	0-0	1	0	14
	Ron Kaanehe	1	2-4	0	2	14
1962	Jon Christensen	4	0-0	1	0	26
1963	Ken Hines	4	0-0	0	0	24
1964	Jess Willis	6	0-0	0	0	36
1965	Bob Wolfe	0	28-33	0	8	52
1966	Oscar Reed	11	0-0	0	0-0	66
1967	Al Lavan	0	28-28	0	7-16	49
1968	Charlie Piggee	6	0-0	0	0-0	36
1969	L. McCutcheon	10	0-0	0	0-0	60
1970	L. McCutcheon	9	0-0	0	0-0	54
1971	L. McCutcheon	8	0-0	1	0-0	50
1972	Johnny Square	4	0-0	0	0-0	24
1973	Kim Jones	7	0-0	0	0-0	42
1974	Clark Kemble	0	30-33	0	13-28	69
1975	Clark Kemble	0	15-17	0	13-27	54
1976	Tom Drake	0	19-19	1	14-27	63
1977	Tom Drake	0	28-33	0	11-18	61
1978	Mickey Barilla	0	21-23	0	13-21	60
1979	Mickey Barilla	0	18-19	0	13-19	57
1980	Jon Poole	0	20-21	0	16-22	68
1981	Jeff Champine	10	0-0	0	0-0	60
1982	Jeff Raikes	10	0-0	1	0-0	62
1983	Steve Bartalo	9	0-0	0	0-0	54
1984	Steve DeLine	0	20-21	0	11-15	53
1985	Steve Bartalo	13	0-0	0	0-0	78
1986	Steve Bartalo	19	0-0	0	0-0	114
1987	Scott Whitehouse	9	0-0	0	0-0	54
1988	Mike Brown	0	19-19	0	12-18	55
1989	Mike Brown	0	39-40	0	14-19	81
1990	Todd Yert	17	0-0	0	0-0	102
1991	Greg Primus	9	0-0	0	0-0	54
1992	Peter Rantzau	0	32-35	0	7-14	53
1993	E.J. Watson	7	0-0	0	0-0	42
1994	David Napier	0	28-32	0	12-16	64
1995	Paul Turner	10	0-0	0	0-0	60
	Matt McDougal	0	36-39	0	8-17	60
1996	Calvin Branch	22	0-0	0	0-0	132
1997	Kevin McDougal	14	0-0	0	0-0	84
1998	Derek Franz	0	28-32	0	21-26	91
1999	C. W. Hurst	0	41-42	0	10-16	71
2000	C.W. Hurst	0	40-44	0	13-20	79
2001	Kent Naughton	0	32-32	0	12-17	68
2002	Jeff Babcock	1	40-44	0	24-32	118
2003	Jeff Babcock	0	46-48	0	13-19	85
2004	Jeff Babcock	0	30-30	0	14-17	72
2005	Kyle Bell	10	0-0	0	0-0	60
2006	Jason Smith	0	22-24	0	8-15	46
2007	Jason Smith	0	33-33	0	16-20	81
2008	Gartrell Johnson	12	0-0	1	0-0	74
2009	Ben DeLine	0	26-29	0	12-16	62
2010	Ben DeLine	0	18-21	0	16-22	66
2011	Chris Nwoke	9	0-0	1	0-0	56
2012	Jared Roberts	0	29-31	0	9-10	56
2013	Kapri Bibbs	31	0-0	0	0-0	186
2014	Dee Hart	18	0-0	0	0-0	102
2015	Wyatt Bryan	0	43-46	0	16-22	91
2016	Michael Gallup	14	0-0	1	0-0	86
	Wyatt Bryan	0	53-55	0	11-14	86
2017	Wyatt Bryan	0	53-55	0	15-18	98
2018	Preston Williams	14	0-0	0	0-0	84
2019	Warren Jackson	8	0-0	0	0-0	48
	Marvin Kinsey, Jr.	8	0-0	0	0-0	48
2020	Trey McBride	4	0-0	0	0-0	24
2021	Cayden Camper	0	29-29	0	25-32	104
2022	Tory Horton	9	0-0	0	0-0	54
2023	Jordan Noyes	0	29-29	0	15-19	74

Tackles

Year	Player	UT	AT	Total
1967	Bill Kishman	-	-	113
1968	Bill Kishman	-	-	163
1969	Clark Douglass	-	-	103
1971	Les Olson	-	-	127
1972	-	-	-	-
1973	Louie Walker	-	-	111
1974	Kevin McClain	96	102	198
1975	Kevin McClain	84	54	138
1976	Steve Krum	79	75	154
1977	Mark Nichols	70	57	127
1978	Eric Woody	43	53	96
1979	Orbry Chamblee	52	61	113
1980	Orbry Chamblee	60	71	131
1981	Greg Tillman	64	47	111
1982	Jeff Harper	66	94	160
1983	Jeff Harper	85	46	131
1984	Dale Carr	56	60	116
1985	Tim Zubradt	52	41	93
1986	Dale Carr	70	77	147
1987	Ron Cortell	80	49	129
1988	Gary Thompson	78	67	145
1989	Dan Wilson	59	34	93
1990	Eric Tippeconnic	81	104	185
1991	Otis Hamilton	59	40	99
1992	Brian Schneider	84	52	136
1993	Kenya Ragsdale	63	35	98
1994	Kenya Ragsdale	76	27	103
1995	Karl Ballard	79	49	128
1996	Willie Taylor	91	55	146
1997	Nale Kyamme	66	44	110
1998	Willie Taylor	65	44	109
1999	Ula Tuitele	67	52	119
2000	Rick Crowell	87	45	132
2001	Eric Pauly	76	49	125
2002	Eric Pauly	53	68	121
2003	Ben Mastropaolo	54	35	89
2004	Adam Lancisero	62	32	94
2005	Miles Kochevar	64	27	91
2006	Klint Kubiak	49	41	90
2007	Jeff Horinek	49	45	94
2008	Mychal Sisson	57	48	105
2009	Mychal Sisson	51	40	91
2010	Ricky Brewer	45	62	107
2011	Shaquil Barrett	45	54	99
2012	Aaron Davis	46	38	84
2013	Max Morgan	71	63	134
2014	Aaron Davis	62	56	118
2015	Kevin Davis	48	53	101
2016	Kevin Davis	66	44	110
2017	Josh Watson	64	45	109
2018	Josh Watson	57	74	131
2019	Jamal Hicks	59	58	117
2020	Dequan Jackson	22	18	40
2021	Cam'Ron Carter	34	67	101
2022	Jack Howell	42	66	108
2023	Jack Howell	50	64	114

Punt Returns (based on average; min. 1.2 per game or most returns)

Year	Player	No.	Yards	Avg.	TD
1953	Alex Burl	8	113	14.1	0
1954	Jim Scavarda	4	42	10.5	0
1955	Gary Glick	13	126	9.7	0
1956	Ron Ericson	8	91	11.4	0
1957	Mark White	6	99	16.5	0
1958	Fred Glick	7	72	10.2	0
1959	Wayne Schneider	10	56	5.6	0
1960	Brady Keys	7	51	7.1	0
1961	Ron Kaanehe	7	54	7.7	0
1962	Ken Cullars	13	96	7.4	0
1963	Norm Burkett	3	28	9.3	0
1964	Steve Mitchell	6	66	11	0
1965	Randy Beverly	3	31	10.3	0
1966	Rod Downey	10	28	2.8	0
1967	Larry Jackson	12	49	4.1	0
1968	Jim Swan	10	87	8.7	0
1969	Harry Stevenson	9	132	14.6	0
1970	Jake Green	10	157	15.7	1
1971	Bill Duncan	10	138	13.8	1
1972	Noah Palmer	23	161	7.0	0
1973	Johnny Square	10	140	14	0
1974	Rob Bunch	13	101	7.8	0
1975	Rob Bunch	25	203	8.1	0
1976	Harry Washington	22	251	11.4	1
1977	Harry Washington	29	143	4.9	0
1978	Dean Fischer	12	133	11	0
1979	Dean Fischer	15	104	6.9	0
1980	Alvin Lewis	21	139	6.6	0
1981	Greg Tillman	10	24	2.4	0
1982	Richie Hall	24	320	13.3	0
1983	Tyrone Pope	26	164	6.3	0
1984	Tyrone Pope	10	55	5.5	0
1985	Hardy Griffin	15	150	10	0
1986	Hardy Griffin	31	197	6.4	0
1987	J.D. Brookhart	12	93	7.8	0
1988	Rodney Bowman	12	120	10	0
1989	Billy Gonzales	11	127	11.5	0
1990	Billy Gonzales	24	265	11	0
1991	Billy Gonzales	19	155	8.2	0
1992	Greg Myers	14	159	11.4	0
1993	Greg Myers	27	325	12	0
1994	Greg Myers	27	309	11.4	0
1995	Greg Myers	35	555	15.9	3
1996	Geoff Turner	19	231	12.2	0
1997	Geoff Turner	20	304	15.2	1
1998	Darran Hall	26	302	11.6	1
1999	Dallas Davis	35	553	15.8	2
2000	Pete Rebstock	30	490	16.3	1
2001	Dexter Wynn	15	227	14.7	0
2002	Dexter Wynn	35	567	16.2	1
2003	Dexter Wynn	35	445	12.7	0
2004	David Anderson	20	69	3.5	0
2005	Johnny Walker	11	124	11.3	1
2006	Damon Morton	21	204	9.7	1
2007	Johnny Walker	10	67	6.7	0
2008	Alex Square	11	60	5.5	0
2009	Momo Thomas	7	46	6.6	0
2010	Momo Thomas	7	80	11.4	0
2011	Momo Thomas	21	210	10	0
2012	Joe Hansley	8	100	12.5	0
2013	Tyree Simmons	11	106	9.6	0
2014	Joe Hansley	6	58	9.7	0
2015	Joe Hansley	21	269	12.8	2
2016	Robert Ruiz	21	174	8.3	1
2017	Olabisi Johnson	14	122	8.7	0
2018	Olabisi Johnson	12	48	4.0	0
2019	Dante Wright	19	135	7.1	0
2020	Dante Wright	5	34	6.8	0
2021	Thomas Pannunzio	9	106	11.8	1
2022	Tory Horton	11	171	15.5	1
2023	Tory Horton	11	147	13.4	1

Kick Returns (based on average; min. 1.2 per game or most returns)

Year	Player	No.	Yards	Avg.	TD
1953	Al Dorsey	5	136	27.2	0
1954	Jim Scavarda	8	163	20.4	0
1955	Gary Glick	8	184	23.0	0
1956	Wayne Walter	12	278	23.2	0
1957	Mark White	8	233	29.1	0
1958	Jim McMilllin	3	67	22.3	0
1959	Wayne Schneider	7	125	17.8	0
1960	Brady Keys	10	228	22.8	0
1961	Ish Ransaw	5	89	17.8	0
1962	Ken Cullars	7	187	26.2	0
1963	Phil Jackson	11	288	26.2	0
1964	James Roles	8	106	13.2	0
1965	Randy Beverly	10	311	31.1	0
1966	Jon Henderson	11	223	20.3	0
1967	Larry Jackson	9	215	23.9	0
1968	Jim Swan	9	236	26.2	0
1969	Earlie Thomas	11	236	21.4	0
1970	Jake Green	20	522	26.1	2
1971	Lawrence McCutcheon	15	299	20.0	0
1972	Johnny Square	15	342	22.8	1
1973	Royal Watkins	15	300	20.0	0
1974	Johnny Square	22	542	24.6	0
1975	Johnny Square	11	242	22.0	0
1976	Ron Harris	7	67	9.6	0
1977	Larry Jones	11	253	23.0	0
1978	Larry Jones	16	292	18.2	0
1979	Alvin Lewis	9	225	25.0	0
1980	Alvin Lewis	16	400	25.0	0
1981	Less Browne	11	213	19.4	0
1982	Dan Hammerschmidt	13	280	21.5	0
1983	Dan Hammerschmidt	10	215	21.5	0
1984	Terry Hinn	12	238	19.8	0
1985	Sanjay Beach	18	381	21.2	0
1986	Sanjay Beach	16	382	23.9	0
1987	Sanjay Beach	23	497	21.6	1
1988	Sean Willis	31	601	19.4	0
1989	Tony Carr	25	544	21.8	0
1990	Tony Carr	23	385	16.7	0
1991	Billy Gonzales	16	330	20.6	0
1992	Renard Carn	21	440	21.0	0
1993	Chris Myers	14	316	22.6	0
1994	Van Ward	15	335	22.3	0
1995	Damon Washington	19	420	22.1	0
1996	Calvin Branch	19	431	22.7	1
1997	Darran Hall	18	408	22.7	0
1998	Dallas Davis	12	324	27.0	0
1999	Rahsaan Sanders	8	180	22.5	0
2000	Dexter Wynn	16	469	29.3	1
2001	Pete Rebstock	20	511	25.6	0
2002	Dexter Wynn	22	490	22.3	0
2003	Dexter Wynn	27	782	29.0	0
2004	Damon Morton	22	391	17.8	0
2005	George Hill	31	626	20.2	0
2006	Damon Morton	18	368	20.4	0
2007	Damon Morton	25	607	24.3	0
2008	John Mosure	16	381	23.8	1
2009	Dion Morton	35	862	24.6	0
2010	Derek Good	24	618	25.8	0
2011	Lee Clubb	15	390	26.0	0
2012	Thomas Coffman	17	418	24.6	0
2013	Thomas Coffman	34	795	23.4	0
2014	Deionte Gaines	27	672	24.9	0
2015	Deionte Gaines	18	421	23.4	0
2016	Detrich Clark	20	418	20.9	0
2017	Detrich Clark	18	427	23.7	0
2018	Anthony Hawkins	21	456	21.7	0
2019	Anthony Hawkins	21	545	26.0	1
2020	Thomas Pannunzio	18	411	22.8	0
2021	Thomas Pannunzio	18	461	25.6	0
2022	Keegan Holles	11	163	14.8	0
2023	Dylan Goffney	9	176	19.6	0

NCAA RANKINGS (Top-5 Rankings)

INDIVIDUAL

Year	Rk	Player	Category	Stat
2023	4	Mohamed Kamara	Sacks	13.0
2023	4	Tory Horton	Receptions/gm.	8.0
2022	1	Clay Millen	Completion Percentage	72.2
2014	1	Rashard Higgins	Receiving touchdowns	17
2014	1	Rashard Higgins	Receiving yds/gm.	145.8
2014	1	Rashard Higgins	Receiving yards	1750
2010	1	Mychal Sisson	Forced fumbles	7
1986	1	Steve Bartalo	Scoring/gm.	10.4
1954	1	Gary Glick	Interceptions	8
2013	t-1	Kapri Bibbs	Rushing touchdowns	31
2021	2	Cayden Camper	Field Goals/gm.	2.1
2021	2	Ryan Stonehouse	Punting	50.9
2018	2	Ryan Stonehouse	Punting	48.3
2014	2	Garrett Grayson	Passing yards/attempt	9.54
2013	2	Kapri Bibbs	Scoring/gm.	13.3
1956	2	Larry Barnes	Net punting avg.	44.9
2018	3	Preston Williams	Receiving touchdowns	14
2017	3	Michael Gallup	Receptions/gm.	7.7
1996	3	Calvin Branch	Scoring/gm.	11.0
1986	3	Steve Bartalo	Rushing yards/gm.	129.0
1980	3	Alvin Lewis	All-purpose running/gm.	174.6
1977	3	Cliff Featherstone	Interceptions	7
1976	3	Mike Deutsch	Gross punting avg.	46.1
2021	4	Scott Patchan	Tackles for Loss/gm.	1.5
2019	4	Warren Jackson	Receiving yds/gm.	111.9
2018	4	Preston Williams	Receptions/gm.	8.0
2018	4	Preston Williams	Receiving yards	1345
2014	4	Garrett Grayson	Passing yards	4006
2014	4	Garrett Grayson	Passing yards/comp.	14.84
2005	4	Jimmie Kaylor	Gross punting avg.	45.28
1999	4	Erik Olson	Interceptions/gm.	0.67
1970	4	L. McCutcheon	All-purpose running/gm.	164.5
2018	5	Preston Williams	Receiving yards/gm.	112.1
2017	5	Michael Gallup	Receiving yards	1,413
2016	5	Nick Stevens	Passer efficiency rating	171.3
2016	5	Nick Stevens	Passing yards/attempt	9.63
2016	5	Olabisi Johnson	Receiving yds/reception	21.9
2014	5	Garrett Grayson	Passer efficiency rating	166.2
2003	5	Dexter Wynn	Kickoff return avg.	28.96
2002	5	Jeff Babcock	Field goals/gm.	1.71
2001	5	Dexter Wynn	Punt return avg.	15.29
1997	5	Geoff Turner	Punt return avg.	15.2
1994	5	Raymond Jackson	Interceptions	7
1982	5	Richie Hall	Punt return avg.	13.3
1954	5	Gary Glick	Total offense/gm.	126.9

TEAM

Year	Rk	Category	Stat
1997	1	Turnover margin/gm.	+2.08
1974	1	Passing offense/gm.	261.8
1954	1	PAT pct.	92.3
1949	1	Fumble recoveries	30
1949	1	Punt returns	--
1948	1	Punt returns	--
2017	2	Third down conversion pct.	50.3%
1956	2	Net punting avg.	44.9
1999	3	Punt return avg.	16.7
1954	3	Fewest times penalized	31
2016	4	Red Zone Offense	.943
2017	5	Sacks allowed/gm.	1.00
2014	5	Passing efficiency	164.52
2001	5	Net punting avg.	40.31
2001	5	Kickoff return avg.	26.55
1952	5	Punt return avg.	14.5

CONFERENCE LEADERS (Since joining the WAC in 1968)

Rushing Yards per Game

Conf	Player, Year	Yds/Gm	NCAA
WAC	Alvin Lewis, 1980	95.2	24
WAC	Steve Bartalo, 1983	111.3	9
WAC	Steve Bartalo, 1984	114.1	—
WAC	Steve Bartalo, 1985	114.0	10
WAC	Steve Bartalo, 1986	129.0	3
WAC	Brian Copeland, 1990	74.7	—
MW	Kevin McDougal, 1999	116.4	—
MW	Cecil Sapp, 2002	114.4	15
MW	Gartrell Johnson, 2008	113.5	13
MW	Kapri Bibbs, 2013	124.4	11

Passing Yards per Game

Conf	Player, Year	Yds/Gm	NCAA
MW	Matt Newton, 2000	237.2	—
MW	Garrett Grayson, 2014	308.2	7
MW	Nick Stevens, 2017	292.2	14
MW	B. Fowler-Nicolosi, 2023	288.3	13

Total Offense per Game

Conf	Player, Year	Yds/Gm	NCAA
WAC	Mark Driscoll, 1974	(1,920 total)	4
MW	Matt Newton, 2000	223.5	—
MW	Bradlee Van Pelt, 2003	288.8	12
MW	Nick Stevens, 2017	301.7	16
MW	B. Fowler-Nicolosi, 2023	286.1	20

Receptions per Game

Conf	Player, Year	Rec/Gm	NCAA
WAC	Willie Miller, 1974 (tied)	4.8	T-7
WAC	Keli McGregor, 1983 (tied)	5.7	T-12
MW	Rashard Higgins, 2014	8.0	T-8
MW	Michael Gallup, 2017	7.7	3
MW	Preston Williams, 2018	8.0	4
MW	Trey McBride, 2021	7.5	8
MW	Tory Horton, 2023	8.0	4

Receiving Yards per Game

Conf	Player, Year	Yds/Gm	NCAA
WAC	Willie Miller, 1974	(1,193 total)	N/A
MW	David Anderson, 2003	99.5	12
MW	David Anderson, 2005	101.8	7
MW	Rashard Higgins, 2014	145.8	1
MW	Michael Gallup, 2016	97.8	14
MW	Preston Williams, 2018	112.1	5

Scoring per Game

Conf	Player, Year	Pts/Gm	NCAA
WAC	Steve Bartalo, 1986	10.4	1
WAC	Calvin Branch, 1996	11.0	3
WAC	Derek Franz, 1998	8.3	23
MW	Kapri Bibbs, 2013	13.3	2

Gross Punt Average

Conf	Player, Year	Yds/Punt	NCAA
WAC	Mike Deutsch, 1976	46.1	3
WAC	Tim Luke, 1989	43.1	8
MW	Jimmie Kaylor, 2005	45.3	4
MW	Ryan Stonehouse, 2018	48.3	2
MW	Ryan Stonehouse, 2019	46.3	9

Larry Barnes finished second in the nation with a 44.9 average in 1956
Ryan Stonehouse finished second in the nation with a 50.9 average in 2021.

Interceptions

Conf	Player, Year	Int	NCAA
WAC	Cliff Featherstone, 1977	7	3
WAC	Jim King, 1986	7	6
WAC	Selwyn Jones, 1990 (tied)	6	T-21
WAC	Ray Jackson, 1994 (tied)	6	T-5

Gary Glick led the nation with eight INT in 1954
The MW does not recognize this category in annual leaders

Forced Fumbles

Conf	Player, Year	FF	NCAA
MW	Mychal Sisson, 2010	7	1

Kickoff Return Average

Conf	Player, Year	Yds/Ret	NCAA
WAC	Jake Green, 1970	26.1	N/A

The MW does not recognize this category in annual leaders

Punt Return Average

Conf	Player, Year	Yds/Ret	NCAA
WAC	Richie Hall, 1982	13.3	5
WAC	Greg Myers, 1993	12.0	10
WAC	Geoff Turner, 1997	15.2	5

The MW does not recognize this category in annual leaders

Tackles Per Game

Conf	Player, Year	TT/Gm	NCAA
MW	Rick Crowell, 2000	12.3	—
MW	Eric Pauly, 2001	10.5	—

The WAC did not recognize this category in annual leaders

Sacks

Conf	Player, Year	Sacks	NCAA
MW	Nordly Capi, 2011	10.0	9
MW	Shaquil Barrett, 2013	12.0	5
MW	Mohamed Kamara, 2023	13.0	4

The WAC does not recognize this category in annual leaders

IN THE POLLS **SINCE 1994**

After a win at BYU, Sept. 17, 1994, CSU entered the USA Today coaches poll ranked No. 25, the first appearance in the weekly poll since a brief stay in the UPI coaches rankings in 1977. The following week, in 1994, the Rams earned their first Associated Press ranking in program history. Overall, the program has been ranked 51 total weeks, most recently in 2014.

Year	Wk of	AP	Coach
1994	S18	-	25
	S25	24	21
	O2	23	18
	O9	13	13
	O16	12	11
	O23	14	18
	O30	14	11
	N6	10	10
	N13	10	10
	N20	10	10
	N27	10	10
	D4	10	10
	J3	16	14
1997	A31	24	25
	S7	25	-
	S14	23	-
	N16	25	22
	N23	20	19
	N30	20	19
	D7	18	17
	J3	17	16
1998	PS	15	16
1999	S5	24	-
	S12	23	24
2000	S10	-	25
	O22	-	24
2000	O29	-	21
	N5	-	20
	N19	-	25
	N26	23	22
	D3	23	22
	J4	14	14
2001	PS	24	24
	A27	24	24
2002	S2	19	20
	S8	24	-
	S15	-	25
	S22	25	23
	S29	25	22
	O27	24	24
	N3	24	20
	N10	21	17
	N17	20	15
	N24	16	13
	D1	24	21
	D8	23	21
2003	PS	23	T25
	A24	23	-
2014	N9	23	25
	N16	22	23
	N23	21	21

AGAINST RANKED OPPONENTS

Since 1993...

Year	Opponent	Result	AP	USAT
2023	Air Force	L, 13-30	19	19
	at Colorado	L, 35-43 (2OT)	18	21
2022	Michigan	L, 10-51	6	8
2021	Iowa	L, 14-24	5	6
2019	Boise State	L, 24-31	20	23
2018	Utah State	L, 24-29	14	13
2017	at Alabama	L, 23-41	1	1
2016	at Boise State	L, 23-28	15	15
2015	Boise State	L, 10-41	25	24
2014	vs. Utah	L, 10-45	23	25
2013	at Alabama	L, 6-31	1	1
2012	at Boise State	L, 14-42	22	22
2011	Boise State	L, 13-63	5	6
	at TCU	L, 10-34	19	19
2010	at Utah	L, 6-59	9	9
	at Air Force	L, 27-49	25	-
	TCU	L, 0-27	5	5
2009	at TCU	L, 6-44	12	8
	at BYU	L, 23-42	19	20
2008	BYU	L, 42-45	17	17
	at Utah	L, 16-49	14	13
2007	Cal	L, 28-34	10	10
2005	at TCU	L, 6-33	20	20
2004	at Utah	L, 31-63	7	8
	Minnesota	L, 16-34	22	22
	at USC	L, 0-49	1	1
2002	Colorado (Denver)	W, 19-14	7	6
2001	at BYU	L, 34-56	13	8
	Fresno State (OT)	L, 22-25	8	10
2000	Louisville (Memphis)	W, 22-17	22	23
	Colorado (Denver)	W, 28-24	23	25
1999	S. Miss (Memphis)	L, 17-23	16	13
	at BYU	L, 13-34	25	-
	Colorado (Denver)	W, 41-14	14	14
1998	at Michigan State	W, 23-16	23	16
1997	Missouri (San Diego)	W, 35-24	19	20
	New Mexico (Las Vegas)	W, 41-13	-	25
	at Colorado	L, 21-31	8	8
1996	Wyoming	L, 24-25	23	23
	at Nebraska	L, 9-65	8	8
	Colorado	L, 34-48	5	8
1995	Kansas St. (San Diego)	L, 24-51	10	10
	at Air Force	W, 27-20	21	19
	at Colorado	L, 14-42	10	10
1994	Michigan (San Diego)	L, 14-24	20	12
	Utah	L, 31-45	18	15
	at Arizona	W, 21-16	6	4
	at BYU	W, 28-21	22	-
1993	at Wyoming	W, 41-21	-	23
	Fresno State	W, 34-32	-	23
	at Nebraska	L, 13-48	6	-
	BYU	W, 28-21	22	-

Record vs. Top 25	13-39
Record vs. Top 10	2-17
Last Win vs. Top 25	6/7 Colorado, 2002
Last Win vs. Top 10	6/7 Colorado, 2002
Last Home Win vs. Top 25	-/23 Fresno State, 1993
Last True Road Win vs. Top 25	at 23/16 Michigan State, 1998

UNANIMOUS AND CONSENSUS **ALL-AMERICANS**

Colorado State has five consensus or unanimous All-Americans, an NCAA-designated term encompassing players who have been named first team on more than half of the recognized All-American teams.

UNANIMOUS ALL-AMERICAN

Trey McBride
Tight End
2021
1st Team - AFCA, FWAA, TSN, AP WCFF

CONSENSUS ALL-AMERICANS



Mike Bell
Defensive Line
1978
1st Team - AFCA, FWAA, UPI
2nd Team - AP

Greg Myers
Safety
1995
1st Team - AP, UPI, WCFF, TSN

Rashard Higgins
Wide Receiver
2014
1st Team - AP, FWAA, WCFF
2nd Team - CBS, TSN

Michael Gallup
Wide Receiver
2017
1st Team - FWAA, WCFF
2nd Team - CBS, AP, USA Today

AMERICAN FOOTBALL COACHES/KODAK

First Team
2021 Trey McBride, TE
1998 Anthony Cesario, OL
1978 Mike Bell, DL

Second Team
2023 Dallin Holker, TE

ASSOCIATED PRESS

First Team
2021 Trey McBride, TE
2014 Rashard Higgins, WR
1995 Greg Myers, S

Second Team
2023 Dallin Holker, TE
2017 Michael Gallup, WR
1986 Steve Bartalo, FB
1984 Keli McGregor, TE
1978 Mike Bell, DL
1977 Mike Bell, DL
1955 Gary Glick, HB

Third Team
2015 Hayden Hunt, P
1925 Kenny Hyde, QB

Honorable Mention
1982 Jeff Harper, LB

CBS SPORTS

Second Team
2021 Trey McBride, TE
2017 Michael Gallup, WR
2014 Rashard Higgins, WR

Third Team
2003 Dexter Wynn, KR

Honorable Mention
2005 Jimmie Kaylor, P

COLLEGE SPORTS MAGAZINE

Second Team
1995 Sean Moran, DE

ESPN

Second Team
2023 Dallin Holker, TE

FOOTBALL NEWS

Honorable Mention
1994 Brady Smith, DE

FWAA

First Team
2021 Trey McBride, TE
2017 Michael Gallup, WR
2014 Rashard Higgins, WR
1994 Greg Myers, S
1978 Mike Bell, DL

Second Team
2023 Dallin Holker, TE
Mohamed Kamara, DL

INTERNATIONAL NEWS SERVICE

First Team
1952 Harvy Achziger, T
1949 Thurman "Fum" McGraw, T

NEWSPAPER ENTERPRISE

First Team
1975 Kevin McLain, LB

PHIL STEELE

First Team
2021 Trey McBride, TE
2017 Michael Gallup, WR
2014 Rashard Higgins, WR

Second Team
2023 Dallin Holker, TE
Mohamed Kamara, DL

Third Team
2018 Preston Williams, WR
2015 Hayden Hunt, P

Fourth Team
2013 Shaquil Barrett, LB

Honorable Mention
2023 Tory Horton, WR
2021 Scott Patchan, DL
Ryan Stonehouse, P
2020 Ryan Stonehouse, P

PLAYBOY

First Team
1978 Mike Bell, DL

PLAYERS

Third Team
1948 Thurman "Fum" McGraw, T

PRO FOOTBALL FOCUS

First Team
2021 Trey McBride, TE

Second Team
2021 Ryan Stonehouse, P

Honorable Mention
2020 Trey McBride, TE

PRO FOOTBALL WEEKLY

Honorable Mention
2004 Joel Dreesen, TE

RUBIO LONG SNAPPING

Second Team
2021 Ross Reiter, LS

SCRIPPS-HOWARD

First Team
1994 Greg Myers, S

SPORTING NEWS

First Team

2021 Trey McBride, TE
1995 Greg Myers, S
1994 Greg Myers, S
1978 Mike Bell, DL
1975 Kevin McLain, LB

Second Team

2023 Dallin Holker, TE
2021 Ryan Stonehouse, P
2018 Ryan Stonehouse, P
Preston Williams, WR
2014 Rashard Higgins, WR
2002 Morgan Pears, OL
1997 Anthony Cesario, OL

SPORTS ILLUSTRATED

Second Team

2023 Dallin Holker, TE

Honorable Mention

2013 Shaquil Barrett, LB
Kapri Bibbs, RB
2005 Kyle Bell, RB
Jimmie Kaylor, P
2004 Joel Dreesen, TE

UNITED PRESS INTERNATIONAL

First Team

1995 Greg Myers, S
1978 Mike Bell, DL

Second Team

1986 Steve Bartalo, FB
1984 Keli McGregor, TE
1975 Kevin McLain, LB

USA TODAY

First Team

2014 Rashard Higgins, WR

Second Team

2023 Dallin Holker, TE
2017 Michael Gallup, WR
2015 Hayden Hunt, P

WALTER CAMP

First Team

2021 Trey McBride, TE
2017 Michael Gallup, WR
2014 Rashard Higgins, WR
1995 Greg Myers, S
1978 Mike Bell, DL

Second Team

2023 Dallin Holker, TE
2013 Kapri Bibbs, RB

FRESHMAN ALL-AMERICAN

THE ATHLETIC

2023 Nuer Gatkuoth, DL

COLLEGE FOOTBALL NEWS

First Team

2022 Clay Millen, QB
Grady Kelly, DL
2010 Weston Richburg, C

ESPN

2019 Dante Wright, WR

FWAA

2021 Jack Howell, DB
2019 Dante Wright, WR
2012 Cory James, LB

PHIL STEELE

First Team

2010 Weston Richburg, C

SPORTS ILLUSTRATED

Honorable Mention

2011 Nordly Capi, DE

SPORTING NEWS

First Team

2008 Mychal Sisson, LB
1996 Erik Olson, DB

Honorable Mention

2005 Jeff Horinek, LB
Matt Rupp, DT

COSIDA ACADEMIC ALL-DISTRICT

First Team

2016 Nolan Peralta, TE
2010 Eric Peitz, TE
2008 Jeff Horinek, LB
Jason Smith, K
2007 Jeff Horinek, LB
2006 Jesse Nading, DL
Clint Oldenburg, OL
2005 Kyle Bell, RB
2003 Mark Dreyer, OL
Eric Pauly, LB
Drew Wood
2002 Eric Pauly, LB
Drew Wood, LB
2001 Ken Naughton, K
Eric Pauly, LB
Drew Wood, LB

Second Team

2006 Jeff Horinek
2005 David Anderson, WR
Jesse Nading, DL
Clint Oldenburg, OL
2002 Mark Dreyer, OL
Landon Jones, DB
Bryan Save, DL

ACADEMIC **ACHIEVEMENT**

Colorado State has 11 CoSIDA Academic All-Americans, the nation's top academic award chosen by the country's sports information directors each season.

ACADEMIC ALL-AMERICANS

Gary Glick
Halfback, 1955

Tom French
Tackle, 1969

Rick Dennison
Tight End, 1979

Steve Bartalo
Fullback, 1986

J.D. Brookhart
Wide Receiver, 1987

Greg Myers
Safety, 1994-95

Mike Newell
Center, 1998

Nate Kvamme
Linebacker, 1998

Eric Pauly
Linebacker, 2001-03



Drew Wood
Linebacker, 2002

Kyle Bell
Running Back, 2005

JOHN MACKEY AWARD
Nation's Top Tight End

Trey McBride, 2021

Following the 2020 season, which was shortened to just four games due to the COVID-19 pandemic, Trey McBride evaluated his NFL prospects and ultimately decided to return to Colorado State for the 2021 with one goal in mind: to be the best tight end in the country.

Mission accomplished.

During his 2021 campaign, McBride posted one of the greatest seasons by an offensive player in school history and one of the all-time best by a tight end in FBS history. He led all FBS tight ends in receptions (90), yards (1,121), and yards per game (93.4) and became the school's career and single-season leader in both categories among tight ends.

The yardage total was the fifth-most in a single season by an FBS tight end and the most in Mountain West history. Following the season, McBride was named to a bevy of All-American teams including all five of the NCAA-recognized selectors to become the first unanimous All-American in program history and first offensive player in Mountain West history to reach that status.

McBride put a bow on the postseason recognition campaign when he was named the John Mackey Award winner as the nation's top tight end. He received the news from his parents, Kate and Jen McBride, the night before the Home Depot ESPN College Football Awards show when the nation was informed.

On Feb. 23, 2022, McBride officially received his trophy from Jerry Mackey, nephew of John Mackey, at a ceremony in Canvas Stadium as well as at halftime of the Border War men's basketball game.

The NFL confirmed the selection when McBride was selected No. 55 overall by the Arizona Cardinals in the second round of the 2022 NFL Draft.

He was the first tight end selected.

JIM THORPE AWARD
Nation's Top Defensive Back

Greg Myers, 1995

The personification of "student-athlete" and the winner of the 1995 Jim Thorpe Award, Greg Myers claimed as many decorations off the field as he did for his stellar on-field performance.

The first player in WAC history to earn All-WAC honors four times, Myers holds the league record with seven all-conference selections, four as a defensive back and three as a return specialist. A two-time First Team All-American, Myers led the NCAA with 555 punt return yards and three punt return touchdowns. He also set the WAC record with 1,332 career punt return yards, and he posted Colorado State records with three punt return scores and a 15.9-yard average. As a defensive back, he totaled 295 tackles and 15 interceptions. Myers helped guide the Rams to back-to-back WAC titles and Holiday Bowl berths.

A 1995 NFF National Scholar-Athlete, he was also named the Honda Scholar-Athlete of the Year that fall. Myers was named a two-time Academic All-American and a four-time Academic All-WAC honoree. The 1996 Nye Trophy recipient as CSU's most outstanding male athlete in academics, he was named to the NCAA Today's Top VIII. He earned a bachelor's degree in biological sciences in 1996 and a M.D. from the University of Colorado in 2006.

A fifth-round pick in the 1996 NFL Draft, Myers played five seasons with the Cincinnati Bengals and Dallas Cowboys. A 2001 Colorado State University Sports Hall of Fame inductee and a 2012 Colorado Sports Hall of Fame member, Myers was the second Ram to enter the College Football Hall of Fame, following 1981 inductee Thurman McGraw.

NATIONAL AWARDS

COLLEGE FOOTBALL HALL OF FAME

2012 Greg Myers, S (1992-95)
2002 Earle Bruce, Head Coach (1989-92)
1981 Thurman "Fum" McGraw, T (1946-49)

SPORTS ILLUSTRATED NATIONAL COACH OF THE YEAR

1994 Sonny Lubick

JIM THORPE AWARD

1995 Greg Myers, S

JOHN MACKEY AWARD

2021 Trey McBride, TE

HONDA NATIONAL SCHOLAR-ATHLETE OF THE YEAR

1995 Greg Myers, S

NFF NATIONAL SCHOLAR-ATHLETE OF THE YEAR

2008 Jeff Horinek, LB
1999 Kevin McDougal, RB
1995 Greg Myers, S
1986 Steve Bartalo, RB

NCAA POST-GRADUATE SCHOLARSHIP AWARD

2008 Jeff Horinek, LB
1998 Nate Kvamme, LB
1995 Greg Myers, S
1987 J.D. Brookhart, WR
1987 Todd Tyrrell, WR
1986 Steve Bartalo, RB
1975 Mark Driscoll, QB
1969 Tom French, OL
1967 Tim Dennison, DL
1961 Russ Mowrer, G
1955 Gary Glick, HB

ALLSTATE/AFCA GOOD WORKS TEAM

2015 Trent Matthews, S
1996 Myron Terry, S
1995 Ray Jackson, CB

CONFERENCE AWARDS

MW OFFENSIVE PLAYER OF THE YEAR

2014 Garrett Grayson, QB
2003 Bradlee Van Pelt, QB
2002 Bradlee Van Pelt, QB
2000 Matt Newton, QB
1999 Kevin McDougal, RB

MW DEFENSIVE PLAYER OF THE YEAR

2023 Mohamed Kamara, DL
2013 Shaquil Barrett, LB
2000 Rick Crowell, LB

MW NEWCOMER OF THE YEAR

2008 Mychal Sisson, LB*
* Presented by Rivals.com

MW COACH OF THE YEAR

2014 Jim McElwain
2000 Sonny Lubick
1999 Sonny Lubick

MW MALE ATHLETE OF THE YEAR

2021-22 Trey McBride, TE
2014-15 Garrett Grayson, QB

MW 25TH ANNIVERSARY TEAM (2023)

Shaquil Barrett, LB
Michael Gallup, WR
Rashard Higgins, WR
Trey McBride, TE
Ryan Stonehouse, P
Bradlee Van Pelt, QB
Dexter Wynn, KR

WAC OFFENSIVE PLAYER OF THE YEAR

1997 Moses Moreno, QB*
1986 Steve Bartalo, RB
* Pacific Division

WAC DEFENSIVE PLAYER OF THE YEAR

1985 Brady Smith, DL

WAC NEWCOMER OF THE YEAR

1983 Steve Bartalo, RB

WAC LINEMAN OF THE YEAR

1977 Mike Bell, DL

WAC COACH OF THE YEAR

1997 Sonny Lubick*
1994 Sonny Lubick
* Pacific Division

STAN BATES AWARD *(Overall WAC Student-Athlete of the Year)*

1999 Nate Kvamme, LB
1996 Greg Myers, S
1987 Steve Bartalo, RB

SKYLINE CONFERENCE COACH OF THE YEAR

1955 Bob Davis
1948 Bob Davis

ALL-MOUNTAIN WEST

First Team

2023 Dallin Holker, TE; Tory Horton, WR; Jack Howell, DB; Mohamd Kamara, DL
2022 Tory Horton, WR; Jack Howell, DB
2021 Trey McBride, TE; Scott Patchan, DL
2020 Scott Patchan, DL; Ryan Stonehouse, P
2019 Jamal Hicks, DB; Warren Jackson, WR Trey McBride, TE; Ryan Stonehouse, P
2018 Preston Williams, WR; Ryan Stonehouse, P
2017 Jake Bennett, OL; Michael Gallup, WR Zack Golditch, OL; Nick Stevens, QB
2016 Michael Gallup, WR; Hayden Hunt, P Fred Zerblis, OL
2015 Rashard Higgins, WR
2014 Garrett Grayson, QB; Rashard Higgins, WR Ty Sambrailo, OL; Steven Walker, TE
2013 Shaquil Barrett, LB; Kapri Bibbs, RB Crockett Gillmore, TE; Weston Richburg, OL Jared Roberts, K
2012 Pete Kontodiakos, P
2011 Nordly Capi, DL
2010 Guy Miller, NT
2008 Gartrell Johnson, RB
2005 Jimmie Kaylor, P
2004 Joel Dreessen, TE; Erik Pears, OL
2003 David Anderson, WR; Erik Pears, OL Bryan Save, DL; Bradlee Van Pelt, QB Dexter Wynn, DB/KR
2002 Joel Dreessen, TE; Peter Hogan, DL Morgan Pears, OL; Cecil Sapp, RB Bradlee Van Pelt, QB; Dexter Wynn, KR
2001 Joey Huber, P; Pete Rebstock, KR; David Shohet, OL
2000 Justin Borvansky, OL; Rick Crowell, LB John Howell, DB; Matt Newton, QB Jose Ochoa, TE; Pete Rebstock, WR/KR Cecil Sapp, RB; Tim Stuber, OL
1999 Kevin McDougal, RB; Blaine Saipaia, OT Clark Haggans, DL; Erik Olson, DB Ula Tuitele, LB; Deone Horinek, P

Second Team

2023 Jacob Gardner, OL; Tory Horton, PR; Chase Wilson, LB
2022 Mohamed Kamara, DL
2021 Ryan Stonehouse, P
2020 Dequan Jackson, LB; Trey McBride, TE Dante Wright, WR
2018 Josh Watson, LB
2017 Dalyn Dawkins, RB
2016 Jake Bennett, OL; Kevin Davis, LB
2015 Hayden Hunt, P; Cory James, LB; Nick Stevens, QB; Fred Zerblis, OL
2014 Aaron Davis, LB; Dee Hart, RB
2013 Shaq Bell, DB; Ty Sambrailo, OL
2012 Jared Roberts, K; Lanston Tanyi, DL
2011 Crockett Gillmore, TE; Pete Kontodiakos, P Paul Madsen, T; Chris Nwoke, RB Weston Richburg, C
2010 Pete Kontodiakos, P; Paul Madsen, T Mychal Sisson, LB
2009 Dion Morton, KR; Mychal Sisson, LB
2008 Rashaun Greer, WR; Anthony Hartz, P Shelley Smith, OL; Kory Sperry, TE
2007 Nick Alotta, OL; Jesse Nading, DL
2006 Jimmie Kaylor, P; Clint Oldenburg, OL
2005 David Anderson, WR; Kyle Bell, RB Mike Brisiel, OL
2004 Patrick Goodpaster, DL
2003 Joel Dreessen, TE; Mark Dreyer, OL
2002 Mark Dreyer, OL; Jeff Babcock, K; Eric Pauly, LB Rhett Nelson, DB; Dexter Wynn, DB Joey Huber, P
2001 Brock Finlayson, OL; Jason Gallimore, DB Jose Ochoa, TE; Eric Pauly, LB; Drew Wood, LB Dexter Wynn, KR
2000 Justin Gallimore, DB; Pete Hogan, DL
1999 Dallas Davis, WR/SP; Matt Newton, QB

Honorable Mention

2023 Chigozie Anusiem, DB; Henry Blackburn, DB Brayden Fowler-Nicolosi, QB; Drew Moss, OL Justus Ross-Simmons, WR
2022 Tory Horton, PR; Jacob Gardner, OL; CJ Onyechi, DL Dequan Jackson, LB; Chigozie Anusiem, DB
2021 Cayden Camper, K; Cam'Ron Carter, LB Dequan Jackson, LB; Cam Reddy, OL; Barry Wesley, OL
2020 Elijah Johnson, OL; Manny Jones, DL Toby McBride, DL; Thomas Pannunzio, KR Cam Reddy, OL; Barry Wesley, OL; Dante Wright, PR
2019 Anthony Hawkins, KR; Manny Jones, DL
2017 Evan Colorito, LB; Dalton Fackrell, TE Trae Moxley, OL; Ryan Stonehouse, P Josh Watson, LB
2016 Nick Callender, OL; Nick Stevens, QB; Paul Thurston, OL
2015 Sam Carlson, OL; Kivon Cartwright, TE Kevin Davis, LB; Trent Matthews, DB
2014 Bernard Blake, DB; Hayden Hunt, P Cory James, LB; Joe Kawulok, DE; Trent Matthews, DB; Max Morgan, LB Kevin Pierre-Louis, DB; Jared Roberts, PK Fred Zerblis, OL
2013 Kivon Cartwright, Jr., TE; Max Morgan, Jr., LB
2012 Shaquil Barrett, LB; Shaq Bell, DB Weston Richburg, OL
2011 Shaquil Barrett, LB; James Skelton, LB Momo Thomas, PR
2010 Ricky Brewer; LB; Weston Richburg, OL
2009 Adrian Martinez, OL; Nick Oppenneer, DB Cole Pemberton, OL; Shelley Smith, OL; Tim Walter, OL
2008 Ricky Brewer, LB; Mychal Sisson, LB Jason Smith, PK; Tim Walter, C
2007 Jeff Horinek, LB; Gartrell Johnson, RB Jimmie Kaylor, P; Damon Morton, WR Eric Sandie, DL; Darryl Williams, DB
2006 Luke Adkins; LB; Josh Day, OL; Jeff Horinek, LB Klint Kubiak, DB; Damon Morton, WR/KR Jesse Nading, DL; Mike Pagnotta, DB; Blake Smith, DL Kory Sperry, TE; Johnny Walker, WR
2005 Josh Day, OL; Travis Garcia, S; Robert Herbert, DB Courtney Jones, LB, Miles Kochevar, DB Jesse Nading, DL; Clint Oldenburg, OL; Kory Sperry, TE
2004 Jeff Babcock, K/P; Albert Bimper, OL; Adam Lancisero, DB; Jonathon Simon, DL

2003 Jamie Amicarella, OL; Jeff Babcock, K/P; Matt Bartz, TE; Michael Brisiel, OL; Jeff Flora, LB
Patrick Goodpaster, DL; Lavell Mann, DL
Benny Mastropaolo, DB; Eric Pauly, LB
Chris Pittman, WR; Rashaan Sanders, RB
Andre Sommersell, DL; Ben Stratton, DB
Drew Wood, LB

2002 Matt Bartz, TE; Benny Mastropaolo, DB
Chris Pittman, WR; Bryan Save, DL
Wallace Thomas, DL; David Vickers, DB
Adam Wade, LB; Drew Wood, LB

2001 Dallas Davis, WR; Joel Dreessen, TE; Geoff Graue, DL
Peter Hogan, DL; Broderick Lancaster, OL
Kent Naughton, PK; Erik Pears, OL; Pete Rebstock, WR
Lucas Smith, DL; Aaron Sprague, DB
Bradlee Van Pelt, QB; Dexter Wynn, DB

2000 Jamie Bennett, DL; Broc Finlayson, OL; Joey Huber, P
C.W. Hurst, PK; Broderick Lancaster, OL
Mike Mackenzie, DL; Frank Rice, WR
David Shohet, OL; Aaron Sprague, DB
David Vickers, LB

ALL-WESTERN ATHLETIC CONFERENCE

First Team

1998 Darran Hall, WR/ST; Anthony Cesario, OL
Mike Newell, OL; Joey Porter, DL; Rick Crowell, LB
Myron Terry, DB

1997 Anthony Cesario, OL; Moses Moreno, QB
Eli Workman, TE; Adrian Ross, DL; Nate Kvamme, LB
Damon Washington, RB

1996 Calvin Branch, RB; Mark Rogowski, OL; Adrian Ross, DL

1995 James Cregg, OL; Ray Jackson, DB; Sean Moran, DL
Greg Myers, DB; Brady Smith, DL

1994 Pat Meyer, OL; Sean Moran, DL; Greg Myers, DB
Kenya Ragsdale, LB; Andre Strode, DB

1993 Bob Cox, OL; Steve Hodge, DL; Greg Myers, DB/RET
Steve Norton, DL; Brian Schneider, LB

1992 Greg Primus, WR; Greg Myers, DB

1991 Greg Primus, WR

1990 Andy Byrne, DB; Brian Copeland, RB; John Laurita, OL
Eric Schaller, DL

1989 Tony Alford, RB; John Laurita, OL; Tim Luke, P
Eric Schaller, DL

1988 Ron Cortell, DB

1987 Ron Cortell, DB; Doug Fiala, OL

1986 Steve Bartalo, RB; Dale Carr, LB; Steve DeLine, PK
Guy Goar, C; Edgar Mitchell, OL; Kelly Stouffer, QB

1985 Steve Bartalo, RB; Guy Goar, C; Edgar Mitchell, OL
Terry Unrein, DL

1984 Steve Bartalo, RB

1983 Kevin Call, OL; Jeff Champine, WR

1982 Richie Hall, DB; Jeff Harper, LB; Andy Poremba, DL
Jeff Raikes, WR

1981 Jeff Champine, WR

1980 Orbry Chamblee, LB; Tony Goolsby, WR
Alvin Lewis, RB

1979 Mickey Barilla, K; Mike Carew, DL; Orbry Chamblee, LB
Tom Fornica, OL; Donzell McDonald, DB

1978 Mike Bell, DL; Larry Jones, RB

1977 Al Baker, DL; Mike Bell, DL; Cliff Featherstone, DB
Mark Nichols, LB

1976 Steve Cyphers, OL; Mike Deutsch, K; Keith King, DB
Steve Krum, LB

1975 Bill Gray, OG; Kevin McLain, LB; Fred Paoli, DL

1974 Bill Gray, OG; Kevin McLain, LB; Loren Mulkins, DL
Dan O'Rourke, SE; Willie Miller, FL

1973 Jim Kennedy, TE; Loren Mulkins, DL; Greg Stemrick, DB

1971 Lawrence McCutcheon, HB; Ron Sondrup, OT

1970 Lawrence McCutcheon, HB

1968 Bill Kishman, DB

Second Team

1998 Derek Franz, K; Clark Haggans, DL; Deone Horinek, P
Kevin McDougal, RB; Blaine Saipaia, OL; Willie Taylor, LB

1997 Kevin McDougal, RB; Willie Taylor, LB
Myron Terry, DB; Geoff Turner, WR/ST

1996 Jeremy Calhoun, WR; Anthony Cesario, OL

1995 Karl Ballard, LB; Greg Myers, KR/PR; E.J. Watson, RB

1994 Jeremy Burkett, WR; Anthoney Hill, QB
Steve Hodge, DL; Greg Myers, KR/PR

1993 Pat Meyer, OL; Andre Strode, DB

1992 Pat Meyer, OL; Bob Cox, OL; Brian Schneider, LB

1991 Harlan Carroll, DB

1990 Scott Doerr, OL; Selwyn Jones, DB; Todd Yert, RB

1989 Gary Thompson, LB; Sean Willis, WR

1988 Gary Thompson, LB

1987 Sanjay Beach, KR/PR; Clint Hjelm, DL
Scott Whitehouse, RB

1986 Ron Cortell, DB; Jim King, DB

1984 Keli McGregor, TE

1983 Steve Bartalo, RB; Jeff Harper, LB; Stan Hornung, DL
Keli McGregor, TE; Jon Poole, K

1982 Jeff Champine, WR; Richie Hall, KR/PR
Keli McGregor, TE; Willie Searcy, DB

1981 Aaron Finch, C; Greg Tillman, DB

1980 Andre Augustine, DL; Steve Fairchild, QB
Mike Faucett, DB; Aaron Finch, C; Kurt Fisk, DB
Andy Poremba, DL; Ed Rhoades, OL

1972-79 *No second team honored by WAC*

1971 Les Olson, LB

1970 Clark Douglass, LB; Art Hererra, OT; Dan Hudson, DT

1969 Lawrence McCutcheon, RB; Mike Smolinsky, G
Harry Stevenson, RB

ALL-SKYLINE ATHLETIC CONFERENCE

1960 Duane Knox, E

1959 Jim Eifrid, C; Ron Stehouwer, T

1958 Pat O'Donnell, G

1956 Bob Weber, C

1955 Gary Glick, HB; Dan Mirich, G; Bob Weber, C

1954 Gary Glick, HB

1952 Harvey Achziger, T; Bob Blasi, G; Alson Brinley, G
Don Burroughs, QB; Joe Mohorcich, HB

1951 Harvey Achziger, T; Jim David, E; Bill Hoehler, G
Frank Stanko, E

1950 Jack Christiansen, HB; Dale Dodrill, G; Cliff Hoelzer, T
Frank McKiben, T

1949 Dale Dodrill, G; George Jones, E
Thurman "Fum" McGraw, FB

1948 Dale Dodrill, G; Bob Hainlen, QB; Eddie Hanna, HB
Don Hoch, T; George Jones, E; Don "Tuffy" Mullison
Thurman "Fum" McGraw, FB; Ollie Woods, HB

1942 Chet Maeda, HB

1941 Lewis "Dude" Dent, FB

1938 Louis Engleberg, G

ALL-ROCKY MOUNTAIN ATHLETIC CONFERENCE

1936	Lenny Volz, FB
1935	Jim Hartman, E; Lloyd Lair, T
1934	Chet Cruikshank, E; Floyd Mencimer, C Wilbur "Red" White, HB
1933	Bud Dammann, QB; Glenn Morris, E; Ralph Maag, HB Wilbur "Red" White, HB
1931	Ed Kasel, G; Albert "Red" White, HB
1929	Ed Graves, G
1928	Dan Beattie, E; Ed Graves, G; Frank Prince, E Carlyle Vickers, C
1927	Rollie Caldwell, FB; Glen Davis, E; Ed Graves, G Lynn Pitcher, G; Fay Rankin, HB; Carlyle Vickers, C
1926	Rollie Caldwell, FB; Fay Rankin, HB
1925	Glen Clark, G; Kenny Hyde, QB; Otto Kayser, G Fay Rankin, FB; Julius "Hans" Wagner, T
1924	Don Inman, G; Julius "Hans" Wagner, T
1923	Walter Bain, G; Jack House, FB; Erv Hinds, E Earl McMichael, G; Douglans Wigle, T Julius "Hans" Wagner, T
1922	Walter Bain, G; Erv Hinds, E; Jack Houser, FB Earl McMichael, G; Doug Wigle, T
1921	Walter Bain, G; Duane Hartshorn, HB; Earl McMichael, G
1920	Charles Bresnahan, E; H.L. "Hap" Dotson, T Duane Hartshorn, HB; Roy Ratekin, G; Harry Scott, FB
1919	H.L. "Hap" Dotson, T; Duane Hartshorn, HB Harry Scott, FB
1917	Charles Shepardson, D
1916	Horace Doke, T; Ralph "Sag" Robinson, E Charles Shepardson, C; Ray West, G
1915	Ralph "Sag" Robinson, E Charles Shepardson, C; Frank Wilson, G
1914	Ed Divelbliss, FB
1913	Floyd Cross, HB
1912	Joe Brill, T
1910	Wilbur "Bill" Schaffer, T

COLORADO STATE ATHLETICS HALL OF FAME

Created in 1988

Name	Year	Name	Year
1994 Team	2019	Chet Maeda	1996
1997 Team	2017	Lawrence McCutcheon	1989
Harvey Achziger	2012	Kevin McDougal	2012
David Anderson	2017	Kay McFarland	1992
Al "Bubba" Baker	1991	Thurman McGraw	1988
Steve Bartalo	1995	Keli McGregor	1997
Dan Beattie	2010	Willie Miller	1994
Mike Bell	2001	Sean Moran	2004
Walter Bergman	1993	Moses Moreno	2009
Charles Bresnahan	1992	Glenn Morris	1988
Alex Burl	2000	John Mosley	1998
Don Burroughs	1990	Mark Mullaney	2006
Norm Cable	1989	Don Mullison	1990
Kevin Call	1999	Greg Myers	2001
Anthony Cesario	2007	Mike Newell	2015
Jack Christiansen	1988	Fred Paoli	1998
Chester Cruikshank	1995	Erik Pears	2023
Steve Cyphers	1998	Joe Peters	1997
Kay Dalton	2000	Joey Porter	2013
Jim David	1989	Greg Primus	2003
Rick Dennison	1996	Fay Rankin	1992
Dale Dodrill	1988	Jim Ranson	2003
Joel Dreessen	2021	Oscar Reed	1993
Ivan Dyekman	2006	Weston Richburg	2023
Leon Eastlack	1993	Adrian Ross	2023
J. Ray French	1990	Cecil Sapp	2017
Gary Glick	1988	Kevin Sheesley	2009
Fred Glick	1991	Brady Smith	2005
Clark Haggans	2015	Don Straub	2011
Richie Hall	1999	Earlie Thomas	1994
Duane Hartshorn	1991	Jack Upton	2007
Anthoney Hill	2008	Bradlee Van Pelt	2013
Willis Holland	2013	Carlyle Vickers	1991
Kenny Hyde	1993	Julius Wagner	1988
Ray Jackson	2011	Damon Washington	2012
George Jones	2002	Bob Weber	2001
Brady Keys	1996	Ollie Woods	2008
Linden King	1998	Dexter Wynn	2019
Lavern Kohls	2005		

COLORADO STATE **ALL-CENTURY TEAM (1992)**

Offense		Defense		Specialists	
QB	Kelly Stouffer	**DL**	Al Baker	**P**	Mike Deutsch
RB	Steve Bartalo	**DL**	Mike Bell	**K**	Steve DeLine
RB	Gary Glick	**DL**	Dale Dodrill		
RB	Lawrence McCutcheon	**DL**	Thurman "Fum" McGraw		
REC	Jeff Champine	**DL**	Eric Schaller		
REC	Keli McGregor	**LB**	Dale Carr		
REC	Willie Miller	**LB**	Kevin McClain		
REC	Glenn Morris	**LB**	Kevin Sheesley		
OL	Harvey Achziger	**LB**	Gary Thompson		
OL	John Benton	**LB**	Eric Tippeconnic		
OL	Kevin Call	**DB**	Jack Christiansen		
OL	Guy Goar	**DB**	Ron Cortell		
OL	John Laurita	**DB**	Jim David		
		DB	Keith King		
		DB	Earlie Thomas		

MOUNTAIN WEST

2023
Cam Bariteau, DL
Jake Dennis, LS
Nuer Gatkuoth, DL
Bryan Hansen, K
Ron Hardge, DB
Ayden Hector, DB
Tory Horton, WR
Oliver Jervis, OL
Buom Jock, LB
Bobby Lawrence, OL
Aaron Karas, OL
Grady Kelly, DL
Kennedy McDowell, DL
Dominic Morris, DB
Avery Morrow, RB
Drew Moss, OL
Jordan Noyes, K
Dane Olson, WR
Jamari Person, WR
Vann Schield, RB
Teivis Tuioti, OL
Paddy Turner, P
Chase Wilson, LB

2022
Cam Bariteau, DL
Michael Boyle, K
Jacob Gardner, OL
Keegan Hamilton, OL
Ayden Hector, DB
Keegan Holles, RB
Dequan Jackson, LB
Mohamed Kamara, DL
Henry Katleman, K
Grady Kelly, DL
Drew Kulick, LB
Clay Millen, QB
Dane Olson, WR
Tyson Williams, DB
Chase Wilson, LB

2021
David Bailey, RB
Cam Bariteau, DL
Tavian Brown, LB
Cam Butler, TE
Todd Centeio, QB
Mike Ciaffoni, OL
Devon Edwards, LB
Dequan Jackson, LB
Mohamed Kamara, DL
Anthony Koclanakis, LB
Justice McCoy, WR
Thomas Pannunzio, DB
Scott Patchan, DL
Vincent Picozzi, OL
Cade Plath, LB
Brian Polendey, TE
Sanjay Strickland, LB
Jonathan Terry, PK
Barry Wesley, OL
Chase Wilson, LB

2020*
Alex Azusenis, OL
Cam Bariteau, DL
Walker Brickle, QB
Quinn Brinnon, DB
Scott Brooks, OL
Tavian Brown, LB
Garrett Burns, WR
Marshaun Cameron, DB
Todd Centeio, QB
Joe DeLine, PK
Will Drewes, LB
Devon Edwards, LB
Tex Elliott, OL
Chris Franquemont, DB
Gage Gaynor, OL
Kyle Helbig, TE
Blake Householder, OL
Ellison Hubbard, DL
Dequan Jackson, LB
Mohamed Kamara, DL
Robert Liss, PK
Quinn Meinert, LB
Dirk Nelson, OL
Jonah O'Brien, QB
Dane Olson, WR
Thomas Pannunzio, WR
Scott Patchan, DL
Cade Plath, LB
Brian Polendey, TE
Cian Quiroga, DL
Cam Reddy, OL
Grant Stewartson, OL
Sanjay Strickland, LB
Aaron Syverson, QB
Jonathan Terry, PK
Griffin Vanderwaerdt, DB
Huck Vollmar, LS
Dylan Walker, TE
Chase Wilson, LB

2019
Scott Brooks, OL
Marshaun Cameron, DB
Joe DeLine, K
Brenden Fulton, WR
Christian Hunter, RB
Dequan Jackson, LB
Mohamed Kamara, LB
Ty McCullouch, WR
Max McDonald, LB
Thomas Pannunzio, WR
Adam Prentice, FB
T.J. Storment, OL
Dante Wright, WR

2018
VJ Banks, CB
Scott Brooks, OL
Wyatt Bryan, K
Tanner Clem, LB
Brenden Fulton, WR
Dequan Jackson, LB
Trey McBride, TE
Adam Prentice, FB
Ross Reiter, LS

2017
Wyatt Bryan, K
Patrick Elsenbast, LB
Justin Falls, LB
Jordan Fogal, DB
John Freismuth, TE
Brenden Fulton, WR
Zack Golditch, OL
Max McDonald, LB
Marcus McElroy, RB
Colby Meeks, OL
Patrick Moody, LB
Kevin Nutt, Jr., DB
Adam Prentice, FB
Jake Schlager, DB
Trent Sieg, LS
Nick Stevens, QB
Marcus Wilson, WR

2016
Faton Bauta, QB
Wyatt Bryan, K
Kevin Davis, LB
Patrick Elsenbast, LB
Justin Falls, LB
Zach Golditch, OL
Hayden Hunt, P
Elroy Masters, Jr., WR
Kevin Nutt, Jr., DB
Daniel Nwosu, LB
Nolan Peralta, TE
Adrian Robinson, OL
Jake Schlager, DB
Trent Sieg, LS
Nick Stevens, QB
Eric Williams, RB

2015
Cole Anderson, WR
Wyatt Bryan, K
Patrick Elsenbast, LB
Hayden Hunt, P
Izzy Matthews, RB
Colby Meeks, OL
SteveO Michel, LB
Kevin Nutt, Jr., DB
Nolan Peralta, TE
Trent Sieg, LS
Nick Stevens, QB

2014
Hayden Hunt, P
Elroy Masters, Jr., WR
Mason Myers, OL
Kevin Nutt, Jr., DB
Nolan Peralta, TE
Jared Roberts, K
Eric Williams, RB

2013
Kivon Cartwright, TE
Austin Gray, WR
Tanner Hedstrom, LS
Blake Jones, TE
Joe McKay, TE
Mason Myers, OL
Chris Nwoke, RB
Nolan Peralta, TE
Weston Richburg, OL
Jared Roberts, K
Jake Schlager, DB
Tyree Simmons, DB
Eric Williams, RB

2012
Cole Allenbrand, DL
Joseph Caprioglio, OL
Kivon Cartwright, TE
John Froland, WR
Austin Gray, WR
Joseph Hansley, WR
Tanner Hedstrom, LS
Mason Myers, OL
Christian Nwoke, RB
Jared Roberts, K
Marcus Shaw, DB
James Skelton, LB
Lanston Tanyi, DL
Dominique Vinson WR

2011
Joseph Caprioglio, OL
Kivon Cartwright, TE
Aaron Davis, LB
John Froland, WR
Jacob Gdowski, OL
Derek Good, RB
Austin Gray, DB
Tanner Hedstrom, LS
Blake Jones, TE
Mason Myers, OL
Christian Nwoke, RB
Drew Reilly, DB
Marcus Shaw, DB
James Skelton, LB

2010
Scott Albritton, LS
Jacob Gdowski, OL
Derek Good, RB
Tanner Hedstrom, LS
Michael Kawulok, LB
Klay Kubiak, DB
Jarrad McKay, DB
Christian Nwoke, RB
Eric Peitz, TE
James Skelton, LB
Alex Williams, LB

2009
Scott Albritton, LS
Joshua Gabler, DB
Jake Gdowski, OL
Klint Kubiak, DB
Jarrad McKay, DB
Eric Peitz, TE
Broderick Sargent, DL
Marcus Shaw, DB
James Skelton, LB
Alex Williams, LB

2008
Kyle Bell, RB
Joshua Gabler, DB
Jeff Horinek, LB
Michael Kawulok, LB
Klay Kubiak, QB
Klint Kubiak, DB
Michael Myers, RB
Eric Peitz, TE
Jason Smith, K
Alex Williams, LB

2007
Kyle Bell RB
Matt Hendrick, LB
Jeff Horinek, LB
Jared Lamb, P
Brian Lepak, OL
Mike Myers, RB
Jesse Nading, DL
Nathan Pauly, LB
Eric Peitz, TE
Jason Smith, K

2006
Caleb Hanie, QB
Matthew Hendrick, LB
Jeffrey Horinek, LB
Klint Kubiak, DB
Timothy LeBlanc, RB
Michael Myers, RB
Jesse Nading, DL
Clint Oldenburg, OL
Dustin Osborn, WR
Jason Smith, K

2005
David Anderson, WR
Matthew Bartz, TE
Kyle Bell, RB
Jeffrey Horinek, LB
Thomas Kearney, QB
Klint Kubiak, DB
Kevin Mark, K
Michael Myers, RB
Jesse Nading, DL
Clint Oldenburg, OL
Dustin Osborn, WR
Nathan Pauly, LB
Jason Smith K

2004
David Anderson, WR
Kyle Bell, RB
Zachary Bryson, DB
Joel Dreessen, TE
Travis Garcia, DB
Caleb Hanie, QB
Thomas Kearney, QB
Kevin Mark, K
Jesse Nading, DL
Clint Oldenburg, OL
Dustin Osborn, WR
Nathan Pauly, LB
John Witt, LB

2003
David Anderson, WR
Caleb Atchison, WR
Curt Beling, DB
Joel Dreessen, TE
Mark Dreyer, OL
Jeffrey Flora, LB
Travis Garcia, DB
Thomas Kearney, QB
Kevin Mark, K
Clint Oldenburg, OL
Dustin Osborn, WR
Eric Pauly, LB
Bryan Save, DL
Russell Sprague, W,
John Stepien, DL
Ben Stratton, DB
Drew Wood, LB

2002
David Anderson WR
Curt Beling, DB
Joey Cuppari, WR
Joel Dreessen, TE
Mark Dreyer, OL
Jeff Flora, LB
Zeke Hacker, OL
Adam Hayward, DB
Landon Jones, DB
Eric Pauly, LB
Bryan Save, DL
Russell Sprague, WR
Drew Wood, LB

2001
Joel Dreessen, TE
Mark Dreyer, OL
Broc Finlayson, OL
Jeffrey Flora, LB
Jason Gallimore, DB
Justin Gallimore, DB
Jason Hepp, DB
Joey Huber, P
Landon Jones, DB
Kent Naughton, K
Eric Pauly, LB
Bryan Save, DL
Lucas Smith, DL
Aaron Sprague, DB
Russell Sprague, WR
Brad Svoboda,TE
Michael Vomhof, RB
Drew Wood, LB

WAC

2000
Jamie Bennett, DL
Broc Finlayson, OL
Jason Gallimore, DB
Justin Gallimore, DB
Eric Pauly, LB
Lucas Smith, DL
Aaron Sprague, DB
Russell Sprague, WR
Brad Svoboda, TE
Andrew Wood, LB

1999
James Bennett, DL
Andrew Engelstad, DB
Broc Finlayson, OL
Jason Gallimore, DB
Justin Gallimore, DB
Lucas Smith, DL
Aaron Sprague, DB
Bradin Svoboda TE

1998
Jamie Bennett, DL
Andy Engelstad, DB
Nate Kvamme, LB
Lucas Mallory, LB
Mike Newell, OL
Lucas Smith, DL

1997
Jamie Bennett, DL
Andy Engelstad, DB
Nate Kvamme, LB
Mike Newell, OL

1996
Nate Kvamme, LB
Mike Newell, OL

1995
Nate Kvamme, LB
Greg Myers, FS
Mike Newell, OL

1994
Pat Meyer, OT
Greg Myers, FS
Matt Phillips, WR
John Polousky, C

1993
Patrick Meyer, OL
Greg Myers, FS
Derek Yurosek, C

1992
Jeremy Burkett, RB
Kevin Lynch, LB
Greg Myers, FS
Matt Phillips, WR
Derek Yurosek, OL

1991
Jerry Dunn, QB
Mark Holmes, WR
Doug Hutchins, OT
Kevin Lynch, LB
Pat Meyer, OT
Matt Phillips, WR
John Polousky, C

1990
John Laurita, OL
Tim Luke, P
Eric Schaller, DL

1989
Tim Luke, P

1988
Tim Luke, P

1987
J.D. Brookhart, WR
Todd Eakes, OL
Todd Tyrrell, WR

1986
Steve Bartalo, FB
J.D. Brookhart, WR
Todd Terrell, WR

1985
Steve Bartalo, FB
J.D. Brookhart, FL
Phil Coles, C
Todd Eakes, OG
Doug Fiala, OT
Marvin Gross, LB
Mark Levstik, OT
Tim O'Byrne, SE
Todd Tyrrell, SE

1984
Steve Bartalo, FB
Tom Ehlers, C
Chris Gahagan, DT
Tim O'Byrne, SE
Roger Rice, DB

1982
Scott Clough, LB
Tom Ehlers, C
Bob Laturnus, LB

1981
Mike Camp, TE
Tom Ehlers, DT
Aaron Finch, C
Mike Hendricks, RB
Craig Merten, DB

1980
Steve Fairchild, QB
Aaron Finch, OL
Mike Hendricks, RB
Craig Merten, DB

1979
Rick Dennison, TE
Mike Lind, OG
Aaron Finch, OG

1978
Dave Lamb, OL
Mike Lind, OL
Mike Schilling, OL

1977
Dana Isoline, LB
Chuck Kovac, FB

1976
Mike Bachman, WR
Steve Cyphers, OL
Chuck Kovac, OL

1975
Mark Driscoll, QB
Bill Gray, OG
Dana Isoline, LB
Chuck Kovac, FB
Fred Paoli, MG

1974
Wes Cerveny, LB
Mark Driscoll, B
Mel Washington, DB

1973
Wes Cerveny, LB
Guy Stewart, DB
Louie Walker, LB
Terry Kirk, C

1972
Terry Kirk, LB
Noah Palmer, SE

1971
Tim McGee, DE
Gary Vernon, OG

1970
Bill Pietrosky, C

1969
Tom French, T
Dale Maeding, G

1968
Tim Dennison, LB
Bill Schmitz, RB

**The competition requirement was suspended for the 2020 season*

MOUNTAIN WEST

2023
Oct. 2 Brayden Fowler-Nicolosi, QB (Fr.)
Oct. 16 Brayden Fowler-Nicolosi, QB (Fr.)
Nov. 20 Jordan Noyes, K (ST)

2021
Sept. 20 Cayden Camper, K (ST)
Jack Howell, DB (Fr.)
Oct. 11 Cayden Camper, K (ST)
Nov. 22 Jack Howell, DB (Fr.)

2019
Oct. 14 Warren Jackson, WR (Off.)
Oct. 28 Logan Stewart, DB (Def.)

2017
Oct. 16 Michael Gallup, WR (Off.)

2016
Oct. 10 Kevin Davis, LB (Def.)

2015
Sept. 7 Nick Stevens, QB (Off.)
Sept. 14 Wyatt Bryan, K (ST)
Nov. 30 Joe Hansley, PR (ST)

2014
Sept. 1 Dee Hart, RB (Off.)
Jared Roberts, K (ST)
Oct. 20 Jared Roberts, K (ST)
Oct. 27 Garrett Grayson, QB (Off.)
Nov. 24 Dee Hart, RB (Off.)

2013
Sept. 16 Shaquil Barrett, LB (ST)
Sept. 30 Shaquil Barrett, LB (Def.)
Nov. 11 Kapri Bibbs, RB (Off.)
Jared Roberts, K (ST)
Nov. 18 Kapri Bibbs, RB (Off.)

2012
Sept. 3 Cory James, LB (Off.)
Jared Roberts, K (ST)
Oct. 29 Pete Kontodiakos, P (ST)
Nov. 12 Jared Roberts, K (ST)

2011
Sept. 5 Nordly Capi, DE (Def.
Sept. 26 Chris Nwoke, RB (Off.)
Shaquil Barrett, LB (Def.)
Tanner Hedstrom, LS (ST)
Nov. 28 Chris Nwoke, RB (Off.)

2010
Sept. 27 Pete Thomas, QB (Off.)
Oct. 18 Guy Miller, DT (Def.)

2009
Sept. 21 Pete Kontodiakos, P (ST)

2008
Sept. 8 Ben DeLine, K (ST)
Oct. 6 Gartrell Johnson, RB (Off.)

2007
Oct. 22 Gartrell Johnson, RB (Off.)
Nov. 12 Johnny Walker, WR (Off.)

2006
Sept. 11 Johnny Walker, WR (Off.)
Oct. 2 Damon Morton, Ret. (ST)

2005
Oct. 3 Jimmie Kaylor, P (ST)
Oct. 24 Justin Holland, QB (Off.)
Joey Rucks, Ret. (ST)
Oct. 31 Robert Herbert, DB (Def.)
Jason Smith, K (ST)
Nov. 20 Johnny Walker, Ret. (ST)

2004
Oct. 4 David Anderson, WR (Off.)

2003
Sept. 8 Bradlee Van Pelt, QB (Off.)
Jeff Babcock, K (ST)
Oct. 6 Dexter Wynn, Ret. (ST)
Oct. 20 Bradlee Van Pelt, QB (Off.)
Nov. 24 Jimmy Green, RB (Off.)

2002
Sept. 2 David Vickers, DB (Def.)
Sept. 16 Dexter Wynn, Ret. (ST)
Sept. 30 Chris Pittman, WR (Off.)
Oct. 21 Joey Huber, P (ST)
Oct. 28 Adam Wade, LB (Def.)
Nov. 4 Benny Mastropaolo, DB (Def.)
Nov. 25 Bradlee Van Pelt, QB (Off.)
Adam Wade, LB (Def.)

2001
Oct. 1 Adam Wade, LB (Def.)
Dexter Wynn, Ret. (ST)
Oct. 22 Drew Wood, LB (Def.)
Pete Rebstock, Ret. (ST)
Oct. 29 Jason Gallimore, DB (Def.)
Nov. 12 Pete Rebstock, Ret. (ST)
Nov. 19 Kent Naughton, K (ST)

2000
Sept. 4 Matt Newton, QB (Off.)
Sept. 11 Pete Rebstock, Ret. (ST)
Sept. 18 Rick Crowell, LB (Def.)
Oct. 2 Pete Rebstock, Ret. (ST)
Oct. 16 Rick Crowell, LB (Def.)
Rhett Nelson, Ret. (ST)
Oct. 30 Dexter Wynn, Ret. (ST)
Nov. 4 Matt Newton, QB (Off.)
Nov. 18 Justin Gallimore, DB (Def.)

1999
Sept. 6 Kevin McDougal, RB (Off.)
Deone Horinek, P (ST)
Oct. 4 Greg Pollard, DL (Def.)
C.W. Hurst, K (ST)
Oct. 25 Ula Tuitele, LB (Def.)
Nov. 1 Dallas Davis, Ret. (ST)
Nov. 8 Frank Rice, WR (Off.)
Deone Horinek, P (ST)
Nov. 22 Kevin McDougal, RB (Off.)
Nov. 29 Dallas Davis, Ret. (ST)

WESTERN ATHLETIC CONFERENCE

1998
Sept. 14 Joey Porter, DE
Sept. 28 Rick Crowell, LB
Oct. 5 Kevin McDougal, FB
Oct. 19 Derek Franz, K
Oct. 26 Ryan Eslinger, QB
Nov. 16 Derek Franz, K

1997
Sept. 1 Damon Washington, FB
Oct. 6 Geoff Turner, Ret.
Oct. 13 Nate Kvamme, LB
Oct. 20 Geoff Turner, WR
Oct. 27 Nate Kvamme, LB
Nov. 3 Myron Terry, DB
Nov. 10 Moses Moreno, QB

1996
Sept. 2 Damon Washington, FB
Oct. 6 Eason Ramson, DB
Oct. 27 Calvin Branch, FB
Willie Taylor, LB
Nov. 4 Jeremy Calhoun, WR
Nov. 11 Matt McDougal, K

1995
Sept. 18 Karl Ballard, LB
Oct. 9 Greg Myers, PR (ST)
Oct. 16 Matt McDougal, K (ST)
Oct. 30 Nate Kvamme, LB (Def.)
Nov. 6 Greg Myers, PR (ST)

1994
Sept. 17 Greg Myers, DB (Def.)
Sept. 24 Andre Strode, DB (Def.)
Oct. 1 Anthoney Hill, QB (Off.)
Oct. 8 Sean Moran, DE (Def.)

1993
Oct. 9 E.J. Watson, RB (Off.)
Nov. 20 Brian Schneider, LB (Def.)

1992
Nov. 21 Brian Schneider, LB (Def.)

1991
Sept. 28 Greg Primus, WR (Off.)

1990
Sept. 1 Kevin Verdugo, QB (Off.)
Oct. 20 Brian Copeland, RB (Off.)
Nov. 3 Robert Chirico, DE (Def.)
Nov. 24 Sylvester Mabry, DB (Def.)

1989
Oct. 21 Eric Schaller, DE (Def).
Oct. 28 Tony Alford, RB (Off)
Nov. 11 Gary Thompson, LB (Def.)

1988
Oct. 1 Greg Baker, NG (Def.)

1987
Oct. 24 Scott Whitehouse, FB (Off.)

1986
Sept. 6 Dale Carr, LB (Def.)
Oct. 4 Kelly Stouffer, QB (Off.)
Oct. 18 Ron Cortell, DB (Def.)
Oct. 25 Jim King, DB (Def.)
Nov. 22 Steve Bartalo, RB (Off.)

1985
Sept. 16 Steve Bartalo, RB (Off.)
Oct. 14 Steve Bartalo, RB (Off.)
Nov. 18 Dan Hammerschmidt, DB (Def.)

1984
Sept. 15 Steve Bartalo, RB (Off.)
Oct. 13 Terry Unrein, DT (Def.)
Nov. 3 Kelly Stouffer, QB (Off.)

1983
Oct. 1 Terry Nugent, QB (Off.)
Oct. 22 Steve Bartalo, RB (Off.)
Oct. 29 Terry Nugent, QB (Off.)

1982
Sept. 11 Jeff Harper, LB (Def.)
Oct. 2 Willie Searcy, DB (Def.)
Oct. 16 Terry Nugent, QB (Off.)
Oct. 30 Terry Unrein, DE (Def.)

1981
Oct. 10 Kevin Sheesley, LB (Def.)

1980
Sept. 20 Steve Fairchild, QB (Off.)
Oct. 25 Alvin Lewis, RB (Off.)
Nov. 1 Steve Fairchild, QB (Off.)

COLORADO STATE **HONORED JERSEYS**

Four great Colorado State Rams are honored atop Canvas Stadium for their contributions to Colorado State football and Colorado State Athletics. The numbers **21** (Eddie Hanna), **48** (Fum McGraw) and **14** (John Mosley), have been removed from circulation and those numbers are considered retired. Greg Myers' No. 3 jersey is honored for his induction into the College Football Hall of Fame.

#3

Greg Myers (1992-95)

- College Football Hall of Fame (2012)
- Colorado Sports Hall of Fame (2012)
- NFF National Scholar Athlete (1995)
- East-West Shrine game (1995)
- Stan Bates Award (1995)
- Honda National Scholar Athlete of the Year (1995)

Greg Myers remains one of the all-time greatest football players in school history was the first Ram to have received a major national award. Myers' 1995 Jim Thorpe Award, given to the nation's top defensive back, was the highest individual NCAA award received by any CSU football player. He is a five-time first team All-WAC player and two time first-team All-American and the third consensus All-American in school history. Myers not only helped lead CSU to consecutive WAC championships in 1994 and 1995, he also received academic All-American honors in 1994 and 1995 as well. He returned four punts for touchdowns during his career and is tied with Gary Glick and Bill Kishman with 14 career interceptions all-time.

Myers' success on the field is still one of the finest in school history, but coupled with his amazing success in the classroom places him in a category second-to-none in school history. He is the only Ram football player named to first-team All-America on the field and as an Academic All-American in two consecutive seasons. Drafted by the Cincinnati Bengals in the 5th round of the 1996 draft, he spent four seasons in Cincinnati and one in Dallas before retiring from the NFL. Myers went back to school and is now an anesthesiologist in the Denver area. In 2012 he was inducted into the Colorado Sports Hall of Fame and a month later was selected to the 2012 class of the National Football Foundation College Football Hall of Fame. Myers and Fum McGraw are the only two former Colorado State football players in the College Football Hall of Fame.

#21

Eddie Hanna (1947-49)

Eddie "Twinkle Toes" Hanna helped lead then-Colorado A&M to its first-ever bowl game, the 1949 Raisin Bowl, before his untimely passing after a game at Colorado College the following season. No player in program history has donned the #21 jersey since.

A trailblazer for race inclusion on Colorado A&M's campus, Hanna was one of three Black Uplayers on the 1948 team and was widely popular in the locker room. Hanna served in the Pacific during World War II and came to Fort Collins after a stint in junior college in his hometown of Dodge City, Kansas. As an example of his popularity, Hanna also hosted a radio show in town and was a frequent contributor to the *Rocky Mountain Collegian,* CSU's student newspaper.

A three-sport star for Colorado A&M, Hanna also played basketball and ran track. Following his untimely death, the Eddie Hanna Memorial Scholarship was created in his honor.

#48

Fum McGraw (1946-49)

- College Football Hall of Fame (1981)
- Colorado Sports Hall of Fame (1971)
- 3rd in the 1948 NCAA Wrestling tournament
- 1950 NFL Rookie of the Year-Lineman
- All-Century Team (1992)
- Nye Award (1950)

One of the greatest names in school history, there are few things that Thurman "Fum" McGraw did not do during the 40 years he competed in athletics or worked for Colorado State University. McGraw was the third brother to attend Colorado A&M College and a native of Paonia, Colo. Fum excelled in all three sports he participated in during his four years as an Aggie athlete and earned All-American awards in football (1948, 1949), track (discus 1949) and wrestling (1948). He is the only athlete in school history to be named an All-American in three different sports. Also a member of the 1949 Raisin Bowl team, Fum went on to a career in the NFL that spanned five seasons and won two world championships with the Detroit Lions.

After his NFL career, he returned to his alma mater to be an assistant coach in football and wrestling. After a short stint in the NFL as an assistant coach, McGraw was named the school's assistant athletic director in 1965 under Jim Williams. He played an integral part in the construction of Moby Arena and Hughes Stadium before leaving in 1968. In 1976, he returned to CSU as the school's director of athletics where he remained until his retirement in 1986. In 1997, CSU named the new McGraw Athletic Center in his honor. Fum McGraw died in 2000 at the age of 73.

#14

John Mosley (1939-43)

- Colorado Sports Hall of Fame (2009)
- Football MVP Award (1942)

Lt. Col. Mosley came to Colorado State as a National Merit Scholar from Denver's Manual High School in the fall of 1939. He tried out and made the football team as a freshman, becoming the first African American football player at Colorado State since 1906. Lt. Col. Mosley also decided to wrestle for coach Hans Wagner, becoming the second African American wrestler in school and state history. Lt. Col. Mosley earned all-conference honors in wrestling. He was a three-year letterman in football, becoming the first African American letterwinner in CSU football history.

Following graduation, Lt. Col. Mosley set his sights on flying and trained to be a pilot so he could fly for the Army Air Corps. He enrolled in the Tuskegee Flight training center and became one of the first African American bomber pilots in US history. Lt. Col. Mosley served in the Korean and Vietnam Wars, retiring as a Lt. Col. in the United States Air Force. Post-retirement, he became a spokesperson for black athletes and the Tuskegee Airmen, the first few African American pilots during WWII.

CSU developed the Lt. Col. John Mosley Mentoring Program as a resource for Black Student-Athletes and to serve and welcome all student-athletes in 2011. Lt. Col. Mosley died at the age of 93 on May 22, 2015.

ALL-AMERICA BOWL
1971 Lawrence McCutcheon, HB
1970 Phill Webb, DB
1969 Earlie Thomas, DB
1968 Bill Kishman, DB

BLUE-GRAY CLASSIC
1998 Jason Craft, DB
1996 Calvin Branch, RB (MVP)
1977 Al Baker, DE
Cliff Featherstone, DB
Keith King, DB
Steve Krum, LB
1958 Larry Barnes, FB
1955 Gary Glick, QB
Jerry Zaleski, HB

CANADIAN-AMERICAN BOWL
1977 Mike Deutsch, P

COACHES ALL-AMERICA GAME
1975 Al Simpson, DT

COLLEGE ALL-STAR GAME
1976 Kevin McLain, LB
1975 Mark Mullaney, OT
1968 John Henderson, WB
Oscar Reed, TB
1956 Gary Glick, HB
1954 Alex Burl, HB
1951 Dale Dodrill, G

COLLEGE GRIDIRON SHOWCASE
2016 Nick Callender, OL
Fred Zerblis, OL*
2015 Martavius Foster, DE
2014 Dee Hart, RB
Jared Roberts, K

COPPER BOWL
1959 Jim Elfrid, C
Al Henderson, T
Jim McMillin, HB
Wayne Schneider, HB
Ron Stehouwer, T
1958 Fred Glick, HB
Bill Hanks, E
Pat O'Donnell, G

EAST-WEST SHRINE
2023 Mohamed Kamara, EDGE
Chigozie Anusiem, CB
Dallin Holker, TE
2022 Ross Reiter, LS
Ryan Stonehouse, P
2017 Nick Stevens, QB
Jake Bennett, OL
2016 Kevin Davis, LB
2015 Kivon Cartwright, TE
Cory James, LB
Trent Matthews, S*
2014 Bernard Blake, DB
Garrett Grayson, QB*
2013 Shaquil Barrett, LB
Crockett Gillmore, TE
2009 Klint Kubiak, DB
Cole Pemberton, OL
Shelley Smith, OL
2008 Gartrell Johnson, RB
2007 Jesse Nading, DE
2005 David Anderson, WR
2004 Erik Pears, OL
2003 Bradlee Van Pelt, QB
Dexter Wynn, DB
2002 Morgan Pears, OL
1998 Jason Craft, CB
Joey Porter, DE
Myron Terry, DB
Damon Washington, RB
1997 Moses Moreno, QB
Adrian Ross, LB
Eli Workman, TE
1996 Calvin Branch, RB
1995 Sonny Lubick, Coach
Sean Moran, DE
Greg Myers, DB
Brady Smith, DE
1992 Greg Primus, WR
1991 Brian Copeland, RB
1986 Kelly Stouffer, QB
1984 Keli McGregor, TE
1981 Aaron Finch, C
1980 Alvin Lewis, RB
1976 Mark Nichols, LB
1973 Allen Simpson, OG
1970 Dennis Havig
Pat Murphy
Don Popplewell
1967 Bill Kishman, S
1949 Dale Dodrill
1948 Thurman McGraw, OT
1933 Glenn Morris
Ralph Maag
1927 Carlyle Vickers

GRIDIRON CLASSIC
2004 Erik Pears, OL
2003 Bryan Save, DL
2002 Morgan Pears, OL
Henri Childs, HB
Rhett Nelson, DB
2001 Pete Rebstock, WR
Aaron Sprague, DB

HULA BOWL
2022 Scott Patchan, DL
2020 Jalen Bates, DL
2006 Josh Day, OL
2005 David Anderson, WR
Mike Brisiel, OL
2003 Chris Pittman, WR
Bradlee Van Pelt, QB
2002 Cecil Sapp, RB
2001 Sonny Lubick, Coach
Pete Rebstock, WR
2000 Rick Crowell, LB
1999 Kevin McDougal, RB
Ula Tuitele, LB
1998 Myron Terry, FS
1997 Adrian Ross, DE
1955 Gary Glick, QB

JAPAN BOWL
1976 Clark Kemble, K

MEDAL OF HONOR BOWL
2013 Tanner Hedstrom, LS

NFL SCOUTING COMBINE
2024 Mohamed Kamara, EDGE
Dallin Holker, TE
2022 Trey McBride, TE
2021 Warren Jackson, WR
2019 Olabisi Johnson, WR
2018 Michael Gallup, WR
2017 Kevin Davis, LB;
Hayden Hunt, P
2016 DeAndre Elliott, DB
Rashard Higgins, WR
2015 Aaron Davis, LB
Garrett Grayson, QB
Dee Hart, RB
Jared Roberts, K
Ty Sambrailo, OL
2014 Kapri Bibbs, RB
Crockett Gillmore, TE
Weston Richburg, OL
2010 Cole Pemberton, OL
Shelley Smith, OL
2009 Gartrell Johnson, RB
Kory Sperry, TE
2006 David Anderson, WR
2005 Joel Dreessen, TE
2004 Bradlee Van Pelt, QB
Dexter Wynn, DB
2003 Joey Huber, P
Cecil Sapp, RB
2002 Broderick Lancaster, OL
2001 Rick Crowell, LB
John Howell, LB
Tim Stuber, OL
2000 Clark Haggans, LB
Deone Horinek, P
Kevin McDougal, RB
Erik Olson, DB
Blaine Saipaia, OL*
1999 Anthony Cesario, OL
Jason Craft, DB
Darran Hall, WR
Joey Porter, LB
Damon Washington, RB
1997 Calvin Branch, RB
1996 Ray Jackson, DB
1993 David Frisch, TE
Greg Primus, WR
1992 Selwyn Jones, DB

NFLPA COLLEGIATE BOWL
2018 Olabisi Johnson, WR
2017 Dalyn Dawkins, RB
Zack Golditch, OL
2015 Sam Carlson, OL
DeAndre Elliott, DB
2014 Aaron Davis, LB*
2013 Jared Biard, OL
2011 Paul Madsen, T

NORTH-SOUTH CLASSIC
2006 Robert Herbert, CB
1967 Oscar Reed, TB

SALAD BOWL
1955 John Dekleva, G
Jim Gilliland, T
Dan Mirich, G
Gary Sanders, E
1954 Bill Tavener, C

SENIOR BOWL
2022 Trey McBride, TE
2017 Michael Gallup, WR
2014 Garrett Grayson, QB
Ty Sambrailo, OL
2013 Crockett Gillmore, TE
Weston Richburg, OL
2004 Joel Dreessen, TE
2002 Cecil Sapp, RB
1999 Clark Haggans, DE
1998 Anthony Cesario, OL
Darran Hall, WR
Joey Porter, DE
1995 Ray Jackson, CB
1983 Terry Nugent, QB
1978 Mark Bell, TE
1976 Keith King, DB
1974 Mark Mullaney, OT

TEXAS VS. THE NATION
2008 Kory Sperry, TE
2007 Caleb Hanie, QB

TROPICAL BOWL
2022 Gray Davis, OL
CJ Onyechi, DL
2021 Anthony Koclanakis, LB
2018 Wyatt Bryan, K
Ben Knox, OT
2017 Darnell Thompson, DL
2016 Nick Callender, OL
Fred Zerblis, OL
2015 Steven Walker, TE

VEGAS ALL-STAR CLASSIC
2005 Albert Bimper, OL
Justin Holland, QB
Courtney Jones, LB
2004 Patrick Goodpaster, DE
2001 Dallas Davis, WR
Broc Finlayson, OL
Broderick Lancaster, OL
Ameer Lowe, DB
Duan Ruff, RB
Lucas Smith, DL
Thal Woods, DB

* — Invited but did not participate

IN THE NFL DRAFT

Year	Player	Rd	Pick	Team
2023	Mohamed Kamara, DE	5	158	Miami Dolphins
2022	Trey McBride, TE	2	55	Arizona Cardinals
2019	Olabisi Johnson, WR	7	247	Minnesota Vikings
2018	Michael Gallup, WR	3	81	Dallas Cowboys
2016	Rashard Higgins, WR	5	172	Cleveland Browns
	Cory James, LB	6	194	Oakland Raiders
2015	Ty Sambrailo, T	2	59	Denver Broncos
	Garrett Grayson, QB	3	75	New Orleans Saints
2014	Weston Richburg, C	2	43	New York Giants
	Crockett Gillmore, TE	3	99	Baltimore Ravens
2010	Shelley Smith, G	6	187	Houston Texans
2009	Gartrell Johnson, RB	4	134	San Diego Chargers
2007	Clint Oldenburg, T	5	171	New England Patriots
2006	David Anderson, WR	7	251	Houston Texans
2005	Joel Dreessen, TE	6	198	New York Jets
2004	Dexter Wynn, DB	6	192	Philadelphia Eagles
	Bradlee Van Pelt, QB	7	250	Denver Broncos
	Andre Sommersell, LB	7	255	Oakland Raiders
2001	John Howell, DB	4	117	Tampa Bay Buccaneers
	Rick Crowell, LB	6	188	Miami Dolphins
2000	Clark Haggans, LB	5	137	Pittsburgh Steelers
	Erik Olson, DB	7	236	Jacksonville Jaguars
1999	Joey Porter, LB	3	73	Pittsburgh Steelers
	Anthony Cesario, G	3	88	Jacksonville Jaguars
	Jason Craft, DB	5	160	Jacksonville Jaguars
	Darran Hall, WR	6	186	Tennessee Titans
1998	Moses Moreno, QB	7	232	Chicago Bears
1997	Calvin Branch, DB	6	172	Oakland Raiders
1996	Brady Smith, DE	3	70	New Orleans Saints
	Sean Moran, LB	4	120	Buffalo Bills
	Greg Myers, DB	5	144	Cincinnati Bengals
	Raymond Jackson, DB	5	156	Buffalo Bills
1992	Selwyn Jones, DB	7	177	Cleveland Browns
1987	Kelly Stouffer, QB	1	6	St. Louis Cardinals
	Steve Bartalo, RB	6	143	Tampa Bay Buccaneers
	Steve DeLine, K	7	189	San Francisco 49ers
1986	Terry Unrein, NT	3	66	San Diego Chargers
1985	Keli McGregor, TE	4	110	Denver Broncos
	Harper LeBel, TE	12	321	Kansas City Chiefs
1984	Kevin Call, T	5	130	Indianapolis Colts
	Terry Nugent, QB	6	158	Cleveland Browns
1981	Alvin Lewis, RB	6	151	Denver Broncos
	Larry Jones, RB	10	270	Houston Oilers
1980	Keith Lee, DB	5	129	Buffalo Bills
	Dupree Branch, DB	8	198	St. Louis Cardinals
1979	Mike Bell, DE	1	2	Kansas City Chiefs
	Mark E. Bell, DE	4	102	Seattle Seahawks
	Mark R. Bell, WR	5	130	St. Louis Cardinals
	Bill Leer, C	11	292	Atlanta Falcons
1978	Al "Bubba" Baker, DE	2	40	Detroit Lions
	Cliff Featherstone, DB	7	180	San Diego Chargers
	Mark R. Nichols, LB	8	207	Oakland Raiders
	Mike Deutsch, P	9	240	Minnesota Vikings
	Ron Harris, RB	11	299	Minnesota Vikings
1977	Keith King, LB	3	77	San Diego Chargers
1976	Kevin McLain, LB	1	26	Los Angeles Rams
	Jerome Dove, DB	8	220	Oakland Raiders
	Melvin Washington, DB	11	292	Tampa Bay Buccaneers
	Gary Paulson, DE	13	372	Minnesota Vikings
	Mark Driscoll, QB	13	374	Dallas Cowboys
1975	Mark Mullaney, DE	1	25	Minnesota Vikings
	Al Simpson, G	2	27	New York Giants
	Kim Jones, RB	7	157	Baltimore Colts
	Willie Miller, WR	12	302	Houston Oilers
	John Graham, QB	14	361	Miami Dolphins
	Pete Clark, TE	16	407	Dallas Cowboys
1974	Jimmie Kennedy, TE	9	233	Washington Redskins
	Greg Battle, DB	11	269	San Francisco 49ers
1973	Perry Smith, DB	4	92	Oakland Raiders
	Gerald Caswell, G	11	282	Dallas Cowboys
1972	Lawrence McCutcheon, RB	3	70	Los Angeles Rams
	Jim White, DE	3	73	New England Patriots
1971	Phil Webb, DB	11	281	Detroit Lions
1970	Earlie Thomas, DB	11	280	New York Jets
1969	Bill Kishman, DB	5	114	Washington Redskins
	Terry Swarn, FL	6	147	San Diego Chargers
	Floyd Kerr, DB	16	414	Dallas Cowboys
1968	Jon Henderson, WR	3	61	Pittsburgh Steelers
	Oscar Reed, RB	7	167	Minnesota Vikings
	Al Lavan, DB	8	204	Philadelphia Eagles
	Mike Tomasini, DT	10	248	Atlanta Falcons
	Jim Oliver, RB	15	391	Detroit Lions
	Gene Layton, DT	17	451	Chicago Bears
1964	Dick Evers, T	22	170	Kansas City Chiefs (AFL)
	Dick Evers, T	15	199	Washington Redskins
1961	Myron Pearson, HB	19	152	Houston Oilers (AFL)
	Wayne Lee, G	28	217	Denver Broncos (AFL)
	Kay McFarland, WR	18	248	San Francisco 49ers
	Leo Reed, T	20	274	St. Louis Cardinals
1960	Jim Eifrid, LB	11	124	Washington Redskins
	Brady Keys, DB	14	162	Pittsburgh Steelers
1959	Ron Stehouwer, G	12	136	Detroit Lions
	Fred Glick, DB	23	266	Chicago Cardinals
1956	Gary Glick, DB	1	1	Pittsburgh Steelers
	Larry Barnes, FB	7	75	San Francisco 49ers
	Jerry Zaleski, B	10	112	San Francisco 49ers
1955	Jerry Callahan, B	23	272	New York Giants
1954	Kirk Hinderlider, E	15	181	Detroit Lions
	Alex Burl, HB	30	350	Chicago Cardinals
1953	Harvey Achziger, T	26	308	Philadelphia Eagles
1952	Jim David, DB	22	261	Detroit Lions
1951	Dale Dodrill, MG	6	67	Pittsburgh Steelers
	Jack Christiansen, DB	6	69	Detroit Lions
1950	Fum McGraw, DT	2	27	Detroit Lions
1949	Bob Hainlen, B	19	188	Washington Redskins
1944	Roy Clay, WB	8	70	New York Giants
1943	Chet Maeda, HB	18	161	Detroit Lions
	Lou "Dude" Dent, B	24	223	Brooklyn Dodgers

FIRST-ROUND **DRAFT PICKS**

Colorado State has had five first-round draft picks in the program's history, including No. 1 overall pick Gary Glick in the 1956 draft to the Pittsburgh Steelers.

FIRST-ROUND DRAFT PICKS

Gary Glick
1st, 1956



Mike Bell
2nd, 1979

Kelly Stouffer
6th, 1987

Mark Mullaney
25th, 1975

Kevin McLain
26th, 1976

Name, Pos. Team (Yrs)	Years Active	Years as Starter
Harvey Achziger, T Philadelphia Eagles (1953)	-	-
Scott Albritton, LS Atlanta Falcons (2011)	-	-
Tony Alford, RB Denver Broncos (1991)	-	-
David Anderson, WR Houston Texans (2006-11) Washington Redskins (2011)	6/2006-11	1
Steve Anderson, T Kansas City Chiefs (1978)	-	-
Andre Augustine, DT New York Jets (1982)	-	-
Al "Bubba" Baker, DE Detroit Lions (1978-82) St. Louis Cardinals (1983-87) Cleveland Browns (1987, 1988-90) Minnesota Vikings (1988)	13/1978-90	11
Mickey Barilla, K New York Jets (1980)	-	-
Larry Barnes, FB San Francisco 49ers (1957) Oakland Raiders (1960)	2/1957-60	1
Shaquil Barrett, LB Denver Broncos (2014-18) Tampa Bay Buccaneers (2019-23)	8/2014-2023	4
Steve Bartalo, RB Tampa Bay Buccaneers (1987) San Francisco 49ers (1988)	1/1987	0
Jason Basso, OT Tampa Bay Buccaneers (1993)	-	-
Greg Battle, DB San Francisco 49ers (1974)	-	-
Sanjay Beach, WR Dallas Cowboys (1988) New York Jets (1989) San Francisco 49ers (1989-91, 93) Green Bay Packers (1992)	4/1989-93	1
Kyle Bell, RB Jacksonville Jaguars (2009)	-	-
Mark E. Bell, DE Seattle Seahawks 1979-82 Baltimore/Indianapolis Colts (1982-84)	5/1979-84	0
Mark R. Bell, WR St. Louis Cardinals (1979-81)	2/1980-81	0
Mike Bell, DE Kansas City Chiefs (1979-91)	12/1979-91	7
Randy Beverly, DB New York Jets (1966-69) Boston/N.E.Patriots (1970-71)	5/1967-71	2
Kapri Bibbs, RB Denver Broncos (2014-16) San Francisco 49ers (2017) Washington Redskins (2017-18) Green Bay Packers (2018)	5/2014-18	0
Albert Bimper, C Indianapolis Colts (2006-08)	-	-
Justin Borvansky, OL Denver Broncos (2001)	-	-
Calvin Branch, DB Oakland Raiders (1997-2005)	5/1997-05	0
Dupree Branch, DB St. Louis Cardinals (1980)	-	-
Mike Brisiel, G Houston Texans (2006-11) Oakland Raiders (2012-13)	7/2007-13	5
J.D. Brookhart, WR Los Angeles Rams (1988)	-	-
Sam Brunelli, T-G Denver Broncos (1966-71)	6/1966-71	4
Jeremy Burkett, WR New York Giants (1995-96) Denver Broncos (1997-98) Dallas Cowboys (1997)	-	-
Alex Burl, HB Chicago Cardinals (1956-67)	1/1956	0
Don Burroughs ,DB Los Angeles Rams (1955-59) Philadelphia Eagles (1960-64)	10/1955-64	9
Norm Cable Cleveland Rams (1938-39)	1/1938	-
Kevin Call, T Indianapolis Colts (1984-95)	10/1984-93	5
Mike Call, DB Dallas Cowboys (1983)	-	-
Jerry Callahan, B New York Giants (1955)	-	-
Kent Campbell, DE Denver Broncos (1979)	-	-
Gerald Caswell, OG Dallas Cowboys (1973)	-	-
Anthony Cesario, OG Jacksonville Jaguars (1999) Miami Dolphins (2000-03)	-	-
Jeff Champine, WR Seattle Seahawks (1984)	-	-
Henri Childs, RB Kansas City Chiefs (2003)	-	-
Robert Chirico, DE Seattle Seahawks (1991)	-	-
Jack Christiansen, DB Detroit Lions (1951-58)	8/1951-58	8
Pete Clark, TE Dallas Cowboys (1975)	-	-
Roy Clay, WB-DB New York Giants (1944)	1/1944	0
Jason Craft, DB Jacksonville Jaguars (1999-03) New Orleans Saints (2004-08) St. Louis Rams (2008)	10/1999-08	1
Rick Crowell, LB Miami Dolphins (2001)	-	-
Jim David, DB Detroit Lions (1952-59)	8/1952-59	8
Dallas Davis, WR Pittsburgh Steelers (2002)	-	-
Fred Davis, TE Denver Broncos (1989)	-	-
Dalyn Dawkins, RB Tennessee Titans (2018-19)	2/2018-19	0
Josh Day, OL Minnesota Vikings (2007)	-	-
Steve DeLine, K Philadelphia Eagles (1987, 89) San Diego Chargers (1988)	2/1988-89	0
Rick Dennison, LB Denver Broncos (1982-91)	9/1982-90	3
Louis "Dude" Dent, B Brooklyn Dodgers (1943)	-	-
Mike Deutsch, P Minnesota Vikings (1978)	-	-
Dale Dodrill, MG-LB Pittsburgh Steelers (1951-61)	9/1951-59	7
Dewey Dorough, WR Green Bay Packers	- 1988	-
Jerome Dove, DB Oakland Raiders (1976) San Diego Chargers (1977-81)	4/1977-80	0
Tom Drake, WR Green Bay Packers (1978)	-	-
Joel Dreessen, TE New York Jets (2005) Houston Texans (2007-11) Denver Broncos (2012-13)	8/2005, 07-13	4
Mark Driscoll, QB Dallas Cowboys (1976)	-	-
Jim Eifrid, LB Washington Redskins (1960) Denver Broncos (1961)	1/1961	0
DeAndre Elliott, CB Seattle Seahawks (2016-17)	1/2016-17	0
Dick Evers, OT Kansas City Chiefs (1964) Washington Redskins (1964)	-	-
Billy Farris, QB Cincinnati Bengals (2009)	-	-
Cliff Featherstone, DB San Diego Chargers (1978)	-	-
Dan Fiala, LB Kansas City Chiefs (1985)	-	-
Doug Fiala, OT Atlanta Falcons (1988)	-	-
Aaron Finch, C Buffalo Bills (1982)	-	-
Dennis Freeman, DT Dallas Cowboys (1979)	-	-

Name, Pos. Team (Yrs)	Years Active	Years as Starter
Jon Francis, RB New York Giants (1986) Los Angeles Rams (1987)	**1/1987**	**0**
Sherwood "Woody" Fries, G Green Bay Packers (1943)	**1/1943**	**0**
David Frisch, TE Cincinnati Bengals (1993-95) New England Patriots (1995) Minnesota Vikings (1996) Washington Redskins (1997-98)	**5/1993-97**	**0**
Justin Gallimore, DB Arizona Cardinals (2002)	**-**	**-**
Michael Gallup, WR Dallas Cowboys (2018-23)	**5/2018-2023**	**4**
Crockett Gillmore, TE Baltimore Ravens (2014-17)	**3/2014-17**	**2**
Fred Glick, DB Chicago/St. Louis Cardinals(1959-60) Houston Oilers (1961-66)	**8/1959-66**	**6**
Gary Glick, DB/HB Pittsburgh Steelers (1956-59) Washington Redskins (1959-60) Baltimore Colts (1960-61) San Diego Chargers (1963)	**7/1956-63**	**7**
Zack Golditch, OL Los Angeles Chargers (2018) San Francisco 49ers (2018) Indianapolis Colts (2018) Arizona Cardinals (2018) Kansas City Chiefs (2019)	**1/2018**	**0**
Patrick Goodpaster, DL Baltimore Ravens (2005)	**-**	**-**
John Graham, QB Miami Dolphins (1975)	**-**	**-**
Garrett Grayson, QB New Orleans Saints (2015-16) Atlanta Falcons (2017-18) Denver Broncos (2018-19)	**1/2015-16**	**0**
Jake Green, RB Dallas Cowboys (1972) Kansas City Chiefs (1972)	**-**	**-**
Rashaun Greer, WR Dallas Cowboys (2010)	**-**	**-**
Hardy Griffin, DB Dallas Cowboys (1987)	**-**	**-**
Clark Haggans, LB Pittsburgh Steelers (2000-07) Arizona Cardinals (2008-11) San Francisco 49ers (2012)	**13/2000-12**	**7**
Bob Hainlen, B Washington Redskins (1949)	**-**	**-**
Darran Hall, WR Tennessee Titans (1999) Indianapolis Colts (2000)	**-**	**-**
Dan Hammerschmidt, S Indianapolis Colts (1986)	**-**	**-**
Caleb Hanie, QB Chicago Bears (2008-11) Denver Broncos (2012) Cleveland Browns (2013) Baltimore Ravens (2013)	**6/2008-13**	**0**
Ron Harris, RB Minnesota Vikings (1978)	**-**	**-**
Jim Hartman, E Brooklyn Dodgers (1936-37)	**1/1936**	**0**
Jon Henderson, WR/DB Pittsburgh Steelers (1968-69) Washington Redskins (1970, 73)	**4/1968-70, 73**	**0**
Rashard Higgins, WR Cleveland Browns (2016-21) Carolina Panthers (2022)	**7/2016-23**	**0**
Eric Hill, WR Indianapolis Colts (2004-06)	**-**	**-**
Tommie Hill, DE New York Giants (2009-10) Oakland Raiders (2011)	**-**	**-**
Kirk Hinderlider, E Detroit Lions (1954)	**-**	**-**
Willie Hogan Chicago Bears (1984)	**-**	**-**
Justin Holland, QB Miami Dolphins (2006)	**-**	**-**
Alex Hoover, LB Tampa Bay Buccaneers (1987)	**-**	**-**
Deone Horinek, P Green Bay Packers (1999)	**-**	**-**
John Howell, DB Tampa Bay Buccaneers (2001-04) Seattle Seahawks (2005-06)	**6/2001-06**	**0**
Joey Huber, P Atlanta Falcons (2003)	**-**	**-**
John Ivlow, RB Chicago Bears (1993) San Francisco 49ers (1993) Denver Broncos (1995)	**1/1993**	**0**
Warren Jackson, WR Los Angeles Rams (2021)	**-**	**-**
Raymond Jackson, DB Buffalo Bills (1996-98) Cleveland Browns (1999-2003)	**6/1996-2001**	**0**
Cory James, LB Oakland Raiders (2016-17)	**2/2016-17**	**1**
Ron Jenkins, DL Dallas Cowboys (1984-85)	**-**	**-**
Bill Johanningmeier, DT Green Bay Packers (1972)	**-**	**-**
Gartrell Johnson, RB San Diego Chargers (2009) New York Giants (2009-10) Atlanta Falcons (2010-2011)	**2/2009-10**	**0**
Olabisi Johnson, WR Minnesota Vikings (2019-20)	**2/2019-20**	**0**
Kim Jones, RB Baltimore Colts (1975-76) New Orleans Saints (1976-77, 78-79) Minnesota Vikings (1977) Denver Broncos (1979)	**4/1976-79**	**0**
Larry Jones, RB Houston Oilers (1980-81)	**-**	**-**
Manny Jones, DL Arizona Cardinals (2022-23) New York Jets (2024-Pres.)	**1/2022-Pres.**	**0**
Selwyn Jones, DB Cleveland Browns (1992-93) New Orleans Saints (1994) Seattle Seahawks (1995-96)	**4/1993-96**	**0**
Jimmie Kaylor, P Atlanta Falcons (2008)	**-**	**-**
Clark Kemble, K New Orleans Saints (1976) San Francisco 49ers (1977)	**-**	**-**
Jimmie Kennedy, TE Washington Redskins (1974) Baltimore Colts (1975-78)	**3/1975-77**	**0**
Floyd Kerr, DB Dallas Cowboys (1969)	**-**	**-**
Brady Keys, DB/HB Pittsburgh Steelers (1960-67) Minnesota Vikings (1967) St. Louis Cardinals (1968-69)	**8/1961-68**	**6**
Linden "Keith" King, LB San Diego Chargers (1977-85) Los Angeles Raiders (1986-90)	**12/1978-89**	**8**
Bill Kishman, DB Washington Redskins (1969)	**-**	**-**
Steve Krum, LB Kansas City Chiefs (1977)	**-**	**-**
Bob Kruse, G/T Oakland Raiders (1967-68) Buffalo Bills (1969)	**3/1967-69**	**0**
Bill Larson, TE San Francisco 49ers (1975-76) Washington Redskins (1977) Detroit Lions (1977) Philadelphia Eagles (1978) Green Bay Packers (1979-80) Denver Broncos (1980)	**4/1975-80**	**0**
Al Lavan, DB Philadelphia Eagles (1968) Atlanta Falcons (1969-70)	**2/1969-70**	**0**
Gene Layton, DT Chicago Bears (1968)		
Harper LeBel, TE Kansas City Chiefs (1985) Seattle Seahawks (1989) Philadelphia Eagles (1990) Atlanta Falcons (1991-96) Chicago Bears (1997-98, 99) Baltimore Ravens (1998)	**10/1989-98**	**0**
Keith Lee, DB Buffalo Bills (1980) New England Patriots (1981-84) Indianapolis Colts (1985-87)	**5/1981-85**	**0**

Name, Pos. Team (Yrs)	Years Active	Years as Starter
Wayne Lee, OG Denver Broncos (1961)	-	-
Bill Leer, OT Atlanta Falcons (1979) Denver Broncos (1980)	-	-
Alvin Lewis, RB Denver Broncos (1982)	-	-
Mike Mackenzie, DL Tampa Bay Buccaneers (2001)	-	-
Paul Madsen, OL Baltimore Ravens (2012)	-	-
Chet Maeda, HB/DB Detroit Lions (1943) Chicago Cardinals (1945)	1/1945	0
Trey McBride Arizona Cardinals (2022-Pres.)	1/2022-Pres.	1
Adrian Martinez, OL Seattle Seahawks (2010) Minnesota Vikings (2010)	-	-
Lawrence McCutcheon, RB Los Angeles Rams (1972-79) Seattle Seahawks (1980) Denver Broncos (1980, 84) Buffalo Bills (1981-83)	10/1972-81	5
Kevin McDougal, RB Indianapolis Colts (2000-02)	2/2000-01	0
Kay McFarland, WR San Francisco 49ers (1962-68)	6/1962-68	0
Thurman McGraw, DT/T Detroit Lions (1950-54)	5/1950-54	3
Keli McGregor, TE Denver Broncos (1985) Indianapolis Colts (1985)	1/1985	0
Kevin McLain, LB Los Angeles Rams (1976-82)	4/1976-79	0
Jim McMillin, DB Denver Broncos (1960-62, 64-65) Oakland Raiders (1963-64)	5/1961-65	2
Pat Meyer, OL Arizona Cardinals (1995)	-	-
Willie Miller, WR Houston Oilers (1975) Cleveland Browns (1975-76) Los Angeles Rams (1976-82)	7/1975-82	2
Scooter Molander, QB Cleveland Browns (1989)	-	-
Sean Moran, LB/DE Buffalo Bills (1996-99) St. Louis Rams (2000-01, 04) San Francisco 49ers (2002-03)	8/1996-03	0
Moses Moreno, QB Chicago Bears (1998-99) San Diego Chargers (1999-2000)	3/1998-00	0
Glenn Morris, E Detroit Lions (1940)	1/1940	0
Damon Morton, WR Carolina Panthers (2008)	-	-
Dion Morton, WR Cleveland Browns (2010)	-	-
Mark Mullaney, DE Minnesota Vikings (1975-89)	12/1975-86	8
Greg Myers, DB Cincinnati Bengals (1996-2000) Dallas Cowboys (2000)	5/1996-2000	2
Jesse Nading, LB Houston Texans (2008-12)	5/2008-12	0
Rhett Nelson, DB Arizona Cardinals (2003, 05) Minnesota Vikings (2003-04)	2/2003-04	0
Mike Newell, OL Green Bay Packers (1999) St. Louis Rams (2000-01) Houston Texans (2002-03)	-	-
Mark R. Nichols, LB Oakland Raiders (1978, 79) San Francisco 49ers (1978-79) Denver Broncos (1980)	1/1978	0
Ben Norman, RB Philadelphia Eagles (1978) Denver Broncos (1980)	1/1980	0
Terry Nugent, QB Cleveland Browns (1984) Indianapolis Colts (1986-87)	1/1987	0
Tim O'Byrne, WR St. Louis Cardinals (1986)	-	-
Clint Oldenburg, T New England Patriots (2007) New York Jets (2007-08) St. Louis Rams (2008) Denver Broncos (2008-09) Washington Redskins (2010-11)	5/2007	0
Jim Oliver, RB Detroit Lions (1968)	-	-
Erik Olson, DB Jacksonville Jaguars (2000-01)	1/2000	0
Jim Opperman, LB Philadelphia Eagles (1975)	1/1975	0
Dan O'Rourke, WR Houston Oilers (1976)	-	-
Dustin Osborn, WR New York Jets (2007)	-	-
Mitch Palmer, LB Carolina Panthers (1997) Tampa Bay Buccaneers (1998-99) Minnesota Vikings (2000-01) Houston Texans (2002-03)	3/1998-2000	0
Gary Paulson, DT Minnesota Vikings (1975) Green Bay Packers (1976) Buffalo Bills (1977)	-	-
Erik Pears, T Denver Broncos (2005-08) Oakland Raiders (2009-10) Jacksonville Jaguars (2010) Buffalo Bills (2010-14) San Francisco 49ers (2015)	11/2006-15	7
Morgan Pears, T Miami Dolphins (2003) Pittsburgh Steelers (2003) New York Giants (2004)	1/2004	0
Myron Pearson, HB Houston Oilers (1961)	-	-
Cole Pemberton, OT Houston Texans (2010)	-	-
Chris Pittman, WR Cleveland Browns (2004)	-	-
Jon Poole, K Denver Broncos (1985)	-	-
Joey Porter, LB Pittsburgh Steelers (1999-2007) Miami Dolphins (2007-09) Arizona Cardinals (2010-11)	13/1999-11	11
Kirk Powell, LB Denver Broncos (1985)	-	-
Adam Prentice, FB New Orleans Saints (2021-Pres.)	2/2021-Pres.	0
Greg Primus, WR Denver Broncos (1993) Chicago Bears (1994-95)	2/1994-95	0
Jeff Raikes, WR Denver Broncos (1983-84)	-	-
Roy Ratekin, E Akron Pros (1921)	1/1921	0
Pete Rebstock, WR Kansas City Chiefs (2002)	-	-
Leo Reed, T/G St. Louis Cardinals (1961) Denver Broncos (1961) Houston Oilers (1961)	1/1961	0
Oscar Reed, RB Minnesota Vikings (1968-74) Atlanta Falcons (1975)	8/1968-75	2
Frank Rice, WR Tampa Bay Buccaneers (2001) Denver Broncos (2002-03) Green Bay Packers (2004-05)	-	-
Weston Richburg, C New York Giants (2014-17) San Francisco 49ers (2018-20)	6/2014-20	5
Adrian Ross, LB Cincinnati Bengals (1998-2005)	6/1998-03	2
Chris Rule, LB Denver Broncos (1989)	-	-
Blaine Saipaia, T/G Seattle Seahawks (2000) New Orleans Saints (2000-01) Tennessee Titans (2000) Oakland Raiders (2003) Denver Broncos (2003) St. Louis Rams (2004-06) Detroit Lions (2006-08)	4/2004-07	0
Ty Sambrailo, OL Denver Broncos (2015-16) Atlanta Falcons (2017-19) Tennessee Titans (2020-21)	7/2015-21	0

Name, Pos. Team (Yrs)	Years Active	Years as Starter
Cecil Sapp, RB Denver Broncos (2003-08) Houston Texans (2008)	6/2003-08	1
Bryan Save, DE Indianapolis Colts (2004) San Francisco 49ers (2004) Baltimore Ravens (2004) Tampa Bay Buccaneers (2005) Denver Broncos (2006)	-	-
Trent Sieg, LS Baltimore Ravens (2018) Oakland/Las Vegas Raiders (2018-22) Dallas Cowboys (2023-Pres.)	5/2018-Pres.	6
Al Simpson, G/T New York Giants (1975-76)	2/1975-76	1
Brady Smith, DE New Orleans Saints (1996-99) Atlanta Falcons (1999-2006)	10/1996-2005	6
Perry Smith, DB Oakland Raiders (1973) Green Bay Packers (1973-76) St. Louis Cardinals (1977-79) Denver Broncos (1980-82)	9/1973-81	3
Shelley Smith, G Houston Texans (2010-12) St. Louis Rams (2013) Miami Dolphins (2014) Denver Broncos (2015) Miami Dolphins (2015) Chicago Bears (2016)	6/2010-15	0
Andre Sommersell, LB Oakland Raiders (2004) Indianapolis Colts (2005)	-	-
Kory Sperry, TE San Diego Chargers (2009, 11-12) Miami Dolphins (2009-10) Arizona Cardinals (2013)	5/2009-2013	0
Ron Stehouwer, G Detroit Lions (1960) Pittsburgh Steelers (1960-65)	5/1960-64	1
Greg Stemrick, DB Houston Oilers (1974-82) New Orleans Saints (1983-86)	9/1975-83	5
Ryan Stonehouse, P Tennessee Titans (2022-Pres.)	1/2022-Pres.	1
Kelly Stouffer, QB St. Louis Cardinals (1987) Seattle Seahawks (1987-96)	4/1988-92	0
Tim Stuber, OL San Diego Chargers (2001) Carolina Panthers (2002) Green Bay Packers (2002) Kansas City Chiefs (2004) Denver Broncos (2005)	-	-
Earlie Thomas, DB New York Jets (1970-74) Denver Broncos (1974-76)	6/1970-75	4
Mike Tomasini, DT Atlanta Falcons (1968)	-	-
Dan Torzala, K San Diego Chargers (1971)	-	-

Name, Pos. Team (Yrs)	Years Active	Years as Starter
Ula Tuitele, LB New England Patriots (2000-04) Tampa Bay Buccaneers (2001) Buffalo Bills (2002-03) Oakland Raiders (2004-05)	4/2000-04	0
Geoff Turner, WR Miami Dolphins (1998)	-	-
Paul Turner, WR Buffalo Bills (1998)	-	-
Terry Unrein, NT/DE San Diego Chargers (1986-88) Denver Broncos (1989)	2/1986-87	0
Bradlee Van Pelt, QB Denver Broncos (2004-05) Houston Texans (2006-07)	1/2005	0
Louie Walker, LB Dallas Cowboys (1974-75)	1/1974	0
Tim Walter, C Chicago Bears (2010)	-	-
Damon Washington, RB Chicago Bears (1999) New York Giants (2000-03)	3/2000-02	0
Harry Washington, WR Minnesota Vikings (1978) Chicago Bears (1979) San Francisco 49ers (1980)	2/1978-79	0
Melvin Washington, DB Tampa Bay Buccaneers (1976)	-	-
Josh Watson, LB Denver Broncos (2019-20)	2/2019-20	0
Phil Webb, DB Detroit Lions (1971)	-	-
Jim White, DE New England Patriots (1972) Houston Oilers (1974-75) Seattle Seahawks (1976) Denver Broncos (1976)	4/1972-76	0
Wilbur "Red" White, B Brooklyn Dodgers (1935-36) Chicago Cardinals (1936) Detroit Lions (1936-37)	2/1935-36	0
Preston Williams, WR Miami Dolphins (2019-21) Carolina Panthers (2022)	4/2019-22	2
Eli Workman, TE Arizona Cardinals (1998)	-	-
Lonnie Wright, DB Denver Broncos (1966-67)	2/1966-67	1
Dexter Wynn, DB Philadelphia Eagles (2004-06) Houston Texans (2006-08) Detroit Lions (2008-09)	5/2004-08	0
Lorenzo Zackery, DB Washington Redskins (1984)	-	-
Jerry Zaleski, B San Francisco 49ers (1956)	-	-
Tim Zubradt, S Green Bay Packers (1986)	-	-

MORE NEXT LEVEL RAMS

NFL EUROPE

Tony Alford	Birmingham Fire (1992)
Karl Ballard	London Monarchs (1996-99)
Steve Bartalo	Frankfurt Galaxy (1991-92)
Lewis Capes	London Monarchs (1993-98)
Doug Fiala	Frankfurt Galaxy (1991)
Moses Moreno	Scottish Claymores (2001-02)
Morgan Pears	Scottish Claymores (2004-05)
Blaine Saipaia	Barcelona Dragons (2002)
Bryan Save	Cologne Centurions (2005-06)
Tim Stuber	Barcelona Dragons (2002-03)
Ula Tuitele	Rhein Fire (2002)

ARENA FOOTBALL LEAGUE

Justin Borvansky	Los Angeles Avengers (2002)
Bob Cox	Cleveland Thunderbolts (1994-95)
Billy Farris	Arizona Rattlers (2010) Tampa Bay Storm (2011)
Pat Meyer	St. Louis Stampede (1996)
Terry Hinn	Chicago Bruisers (1987)
Steve Hodge	St. Louis Stampede (1995-96)
J'Sharlon Jones	Philadelphia Soul (2004) Utah Blaze (2007-08)
Lavell Mann	Los Angeles Avengers (2006) Las Vegas Gladiators (2006)
Corey McCoy	Arizona Rattlers (2000)
Scooter Molander	Charlotte Rage (1992) Las Vegas Sting (1994-95) Anaheim Piranhas (1996)
Bryan Save	Philadelphia Soul (2007-08) Spokane Shock (2009)
Geoff Turner	Iowa Barnstormers (1999-00) New York Dragons (2001-02)
Bob Vomhof	San Jose SaberCats (2008)
Tim Walter	Spokane Shock (2011)
Thal Woods	Colorado Crush (2002-03) Utah Blaze (2006) New Orleans Voodoo (2007) Nashville Kats (2008)

UNITED FOOTBALL LEAGUE

Cecil Sapp	New York Sentinels (2009)
Bryan Save	New York Sentinels (2009) Hartford Colonials (2010)

MIDWEST FOOTBALL LEAGUE

Norm Cable	Cincinnati Bengals (1938-39)

UNITED STATES FOOTBALL LEAGUE

Mike Call	Denver Gold (1984)
Dalyn Dawkins	Houston Gamblers (2022)
Jeff Harper	Denver Gold (1984)
Ricky Harr	Denver Gold (1983)
Kevin McLain	Houston Gamblers (1984)
Andy Poremba	Denver Gold (1983)
Ross Reiter	Houston Gamblers (2023)
Keith Williams	Michigan Panthers (2022)

PACIFIC COAST PROFESSIONAL FOOTBALL LEAGUE

Woody Fries	Los Angeles Bulldogs (1941-42)

ITALIAN PRO LEAGUE

Scott Whitehouse	1989-96
Bradlee Van Pelt	Bergamo Lions (2009)

HOW IT'S TRACKED

Colorado State utilizes the database at Pro-Football-Reference.com to track modern day NFL #NextLevelRams as well as their status as starters.

Rams at the professional level are added to the guide at the conclusion of the preceding season, meaning newly graduated Rams would appear in the media guide of the following season.

MORE **NEXT LEVEL RAMS**

CANADIAN FOOTBALL LEAGUE

Jake Bennett
Saskatchewan Roughriders (2019)

Less Browne
Hamilton Tiger-Cats (1984-88)
Winnipeg Blue Bombers (1989-97)

Nick Callender
Montreal Alouettes (2021-Pres.)

K.J. Carta-Samuels
B.C. Lions (2020)

Jeff Champine
Calgary Stampeders (1985)

Henri Childs
Winnipeg Blue Bombers (2006)
Saskatchewan Roughriders (2007-08)

Cliff Featherstone
Saskatchewan Roughriders (1978-80)

Mel Foss
Edmonton Eskimos (1963)

Richie Hall
Calgary Stampeders (1983-87)
Saskatchewan Roughriders (1988-97)

Ron Harris
Winnipeg Blue Bombers (1979-80)

Jon Henderson
Calgary Stampeders (1971)

Anthoney Hill
Edmonton Eskimos (1995)

Justin Holland
Winnipeg Blue Bombers (2007)

Marcus Houston
Montreal Alouettes (2005

Cory James
Calgary Stampeders (2020)

Alvin Lewis
Toronto Argonauts (1983)

Corey McCoy
Calgary Stampeders (1999-2004)

Kevin McDougal
Montreal Alouettes (2003)

Trent Matthews
Edmonton Eskimos (2017)

Kevin Pierre-Louis
Ottawa Redblacks (2017)

CJ Onyechi
Ottawa Redblacks (2022)

Jeff Raikes
Hamilton Tiger-Cats (1985)

Al Simpson
Calgary Stampeders (1977-78)

Cecil Stockdale
Winnipeg Blue Bombers (1980)

Andre Strode
Birmingham Barracudas (1995)

Terry Swarn
Edmonton Eskimos (1969-73)

Darnell Thompson
Calgary Stampeders (2019)

Phil Webb
Hamilton Tiger-Cats (1973)

Bob Weber
Edmonton Eskimos (1957)

Jim White
Edmonton Eskimos (1971, 73)

XFL

Nick Callender
Houston Roughnecks (2020)

Barry Wesley
Seattle Sea Dragons (2023)

RAMS ON SUPER BOWL AND TITLE GAME TEAMS

PLAYER	TEAM	CHAMPIONSHIP	SEASON
Warren Jackson	**Los Angeles Rams^**	**Super Bowl LVI**	**2021**
Shaquil Barrett	**Tampa Bay Buccaneers**	**Super Bowl LV**	**2020**
Weston Richburg	San Francisco 49ers^	Super Bowl LIV	2019
Shaquil Barrett	**Denver Broncos**	**Super Bowl 50**	**2015**
Kapri Bibbs	**Denver Broncos^**	**Super Bowl 50**	**2015**
Ty Sambrailo	**Denver Broncos^**	**Super Bowl 50**	**2015**
Joel Dreessen	Denver Broncos^	Super Bowl XLVII	2013
Clark Haggans	San Francisco 49ers	Super Bowl XLVII	2012
Clark Haggans	Arizona Cardinals^	Super Bowl XLIII	2008
Albert Bimper	**Indianapolis Colts^**	**Super Bowl XLI**	**2006**
Clark Haggans	**Pittsburgh Steelers**	**Super Bowl XL**	**2005**
John Howell	Seattle Seahawks^	Super Bowl XL	2005
Joey Porter	**Pittsburgh Steelers**	**Super Bowl XL**	**2005**
John Howell	**Tampa Bay Buccaneers**	**Super Bowl XXXVII**	**2002**
Sean Moran	St. Louis Rams	Super Bowl XXXVI	2001
Damon Washington	New York Giants	Super Bowl XXXV	2000
Rick Dennison	Denver Broncos	Super Bowl XXIV	1989
Rick Dennison	Denver Broncos	Super Bowl XXII	1987
Rick Dennison	Denver Broncos	Super Bowl XXI	1986
Lawrence McCutcheon	Los Angeles Rams	Super Bowl XIV	1979
Kevin McLain	Los Angeles Rams^	Super Bowl XIV	1979
Willie Miller	Los Angeles Rams^	Super Bowl XIV	1979
Mark Mullaney	Minnesota Vikings	Super Bowl XI	1976
Oscar Reed	Minnesota Vikings	Super Bowl IX	1974
Oscar Reed	Minnesota Vikings	Super Bowl VIII	1973
Oscar Reed	Minnesota Vikings	Super Bowl IV	1969
Randy Beverly	**New York Jets**	**Super Bowl III**	**1968**
Bob Kruse	Oakland Raiders	Super Bowl II	1967
Gary Glick	**San Diego Chargers**	**AFL title game**	**1963**
Fred Glick	Houston Oilers	AFL title game	1962
Fred Glick	**Houston Oilers**	**AFL title game**	**1961**
Don Burroughs	**Philadelphia Eagles**	**NFL title game**	**1960**
Jack Christiansen	**Detroit Lions**	**NFL title game**	**1957**
Jim David	**Detroit Lions**	**NFL title game**	**1957**
Don Burroughs	Los Angeles Rams	NFL title game	1955
Jack Christiansen	Detroit Lions	NFL title game	1954
Jim David	Detroit Lions	NFL title game	1954
Fum McGraw	Detroit Lions	NFL title game	1954
Jack Christiansen	**Detroit Lions**	**NFL title game**	**1953**
Jim David	**Detroit Lions**	**NFL title game**	**1953**
Fum McGraw	**Detroit Lions**	**NFL title game**	**1953**
Jack Christiansen	**Detroit Lions**	**NFL title game**	**1952**
Jim David	**Detroit Lions**	**NFL title game**	**1952**
Fum McGraw	**Detroit Lions**	**NFL title game**	**1952**

Bold — won championship; ^ — did not play

PRO FOOTBALL HALL OF FAME

Jack Christiansen	Class of 1970

NFL DEFENSIVE ROOKIE OF THE YEAR

Al "Bubba" Baker	1978 (Associated Press)

PRO BOWL SELECTIONS

Jack Christiansen (5)	1953-57
Shaquil Barrett (2)	2019, 21
Al "Bubba" Baker (3)	1978-80
Jim David (6)	1954-59
Dale Dodrill (4)	1953-55, 57
Fred Glick (3)	1962-64
Brady Keys (1)	1966
Lawrence McCutcheon (5)	1973-77
Thurman "Fum" McGraw (1)	1950
Joey Porter (4)	2002, 04-05, 08
Greg Stemrick (1)	1980

CANADIAN FOOTBALL HALL OF FAME

Less Browne	Class of 2002

Shaquil Barrett | DE/LB
2014-2023.

Career Highlights:
2x Pro Bowl Selection - 2019, '21
NFL Sacks Leader (19.5) - 2019
TB Buccaneers Franchise Player - 2020
107 career games played
61 games started

Career Stats: 41.5 sacks, 15 forced fumbles, 55 TFL

2019:
PFWA First Team
AP Second Team

Al "Bubba" Baker | DE
1978-90

Career Highlights:
First-Team All-Pro - 1978
3x Pro Bowl Selection - 1978-80
NFL Defensive Rookie of the Year - 1978
181 career games played
156 games started
"Unofficial" NFL single-season sack leader (1978 - 23)

Career Stats: 65.5 sacks, 4 INTs, 8 fumble recoveries

1978:
AP First Team
PFWA First Team
NEA First Team
PFW First Team
PFW First Team
All-Conference
UPI Second Team
All-Conference

1979:
NEA Second Team

Jack Christiansen | DB
1951-58

Career Highlights:
Pro Football Hall of Fame - 1970
6x First-Team All-Pro - 1952-57
5x Pro Bowl Selection - 1953-57
3x NFL Champion - 1952-53, '57
89 career games played

Career Stats: 46 INTs, 3 TDs, 9 forced fumbles, 7 fumble recoveries

1952:
AP First Team
UPI Second Team

1954:
AP First Team
NYDN First Team
UPI First Team
TSN Second Team

1956
AP First Team
NEA First Team
NYDN First Team
TSN First Team
UPI First Team

1953:
AP First Team
NYDN First Team
UPI First Team

1955:
AP First Team
NEA First Team
NYDN First Team
TSN First Team
UPI First Team

1957
AP First Team
NEA First Team
NYDN First Team
UPI First Team

Jim David | DB
1952-59

Career Highlights:
5x Second-Team All-Pro - 1954-58
6x Pro Bowl Selection - 1954-59
3x NFL Champion - 1952-53, '57
96 career games played

Career Stats: 36 INTs, 5 fumble recoveries

1954:
NYDN First Team
UPI First Team
AP Second Team

1956:
AP Second Team
NEA Second Team
NYDN Second Team
UPI Second Team

1958:
NEA Second Team

1955:
NEA Second Team

1957:
NEA Second Team
NYDN Second Team
UPI Second Team

Dale Dodrill | LB
1951-59

Career Highlights:
First-Team All-Pro - 1954
4x Pro Bowl Selection - 1954-56, '58
Best Pre-1970 Players in Steelers History
103 career games played

Career Stats: 10 INTs, 11 fumble recoveries, one touchdown

1952:
AP Second Team

1954:
AP First Team
NYDN Second Team
UPI Second Team

1956:
NEA Second Team
NYDN Second Team
UPI Second Team

1953:
UPI First Team

1955:
NEA First Team
NYDN First Team
TSN First Team
UPI First Team
AP Second Team

1958:
TSN First Team

Fred Glick | DB
1959-66

Career Highlights:
First-Team All-Pro - 1963
3x AFL All-Star Selection - 1962-64
AFL Champion - 1961
83 career games played

Career Stats: 30 INTs, 1 TD
Holds AFL records for tackles in a game (27) and INTs in a season (12)

1963:
AFL First Team
AP First Team
NEA First Team
NYDN First Team
UPI First Team

1964:
AFL First Team
NEA Second Team

Brady Keys | DB
1961-68

Career Highlights:
Second-Team All-Pro - 1967
Pro Bowl Selection - 1966
100 career games played

Career Stats: 16 INTs, 5 fumble recoveries, 1,113 kick return yards



Lawrence McCutcheon | RB
1972-81

Career Highlights:
Second-Team All-Pro - 1974
5x Pro Bowl Selection - 1973-77
4x All-NFC Selection - 1973, '75-77
Led Rams to Super Bowl XIV
109 career games played

Career Stats: 6,578 rushing yards, 1,799 receiving yards, 39 total TDs

1973:
NEA Second Team
UPI Second Team
All-Conference

1975:
UPI Second Team
All-Conference

1977:
UPI First Team
All-Conference

1974:
AP First Team
All-Conference
PFW First Team
All-Conference
TSN First Team
All-Conference
UPI First Team
All-Conference
AP Second Team
PFWA Second Team
NEA First Team

1976
UPI Second Team
All-Conference

Thurman "Fum" McGraw | DT
1950-54

Career Highlights:
First-Team All-Pro - 1952
Pro Bowl Selection - 1950
NFL Rookie of the Year - 1950
39 career games played

Career Stats: 2 INTs, 10 fumble recoveries

1952:
AP First Team
NYDN First Team
UPI First Team

1953:
NYDN First Team
UPI Second Team

Joey Porter | OLB
1999-2011

Career Highlights:
4x All-Pro - 2002, '04-05, '08
4x Pro Bowl Selection - 2002, '04-05, '08
Super Bowl Champion - 2006
Pittsburgh Steelers' All-Time Team
188 career games played

Career Stats: 672 tackles, 98.0 sacks, 12 INTs, 25 forced fumbles

2002:
AP First Team
PFWA First Team
TSN First Team
PFW First Team
All-Conference

2004:
AP Second Team
PFW First Team
All-Conference

2005:
AP Second Team
PFW First Team
All-Conference

2008:
AP Second Team

Greg Stemrick | DB
1975-83

Career Highlights:
Pro Bowl Selection - 1980
Houston's No. 1 cornerback for seven seasons
117 career games played

Career Stats: 15 INTs, 6 fumble recoveries, 1 TD

1980:
UPI Second Team
All-Conference

Ryan Stonehouse | P
2022-Pres.

Career Highlights:
NFL Single-Season Record Holder for Gross Punt Average (53.1, 2022)
No. 4 in net punt average (44.0) in 2022, an NFL record for a rookie

Career Stats: 90 punts, 4559 yards, 53.1 career yards per punt average

2022:
AP Second Team

MORE **ALL-PRO HONORS**

Don Burroughs

1960:
AP Second Team
NEA Second Team
NYDN Second Team

1961:
NEA Second Team
NYDN Second Team
UPI Second Team

1962:
NEA Second Team

Earlie Thomas

1971:
UPI Second Team All-Conference

ABBREVIATION GUIDE

AP	Associated Press
NEA	Newspaper Enterprise Association
NYDN	New York Daily News
PFW	Pro Football Weekly
TSN	The Sporting News
UPI	United Press International

A

Abott, Wiley ... 1925 ... HB
Abshire, James ... 1946-47-48-49 ... E
Achziger, Harvey ... 1950-51-52 ... T
Ackelson, William ... 1947 ...
Ackerley, Michael ... 1968 ... OG
Adams, Bob ... 1945 ...
Adams, Nyal ... 1916 ... G/T
Adams, Ora ... 1945 ...
Adams, Robert J. ... 1959-60-61 ... OL
Adamson, Bill ... 1947-48 ...
Adkins, Luke ... 2003-04-05-06 ... LB
Aggrey, David ... 2022 ... RB
Ajayi, Rashad ... 2018-19-20-21 ... DB
Akins, Craig ... 1996 ... QB
Albee, John H. ... 1958-59 ... G
Albritton, Scott ... 2008-09-10 ... LS
Alconcel, Brandon ... 2002-03-04-05 ... TE
Alexander ... 1903 ... E
Alexander, Donnell ... 2012-13 ... RB
Alford, Aaron ... 1993 ... DB
Alford, Tony ... 1987-88-89-90 ... TB
Allen, Jacky ... 1980 ... DB
Allen, Jeff ... 1978 ... OG
Allen, John N. ... 1966-67 ... FB
Allen, Milton ... 1911-12 ...
Allenbrand, Cole ... 2012 ... DL
Allotta, Nick ... 2005-06-07 ... OL
Ament, Glenn ... 1925-26 ...
Amicarella, Jamie ... 2002-03 ... OL
Amina, Bam ... 2020-21 ... LB
Andersen, George ... 1920-21-22 ... QB
Anderson, Cole ... 2015 ... WR
Anderson, David ... 2002-03-04-05 ... WR
Anderson, Don E. ... 1946-47 ...
Anderson, Don E. ... 1967 ... TB
Anderson, Don L. ... 1950-51 ... G
Anderson, Gerald ... 1939-40-41-42 ... L
Anderson, Glen R. ... 1947-48 ...
Anderson, James E. ... 1942 ... E
Anderson, Mark ... 1975 ... LB
Anderson, Robert ... 1939-40-41 ... T
Anderson, Scott ... 1991 ... OG
Anderson, Steven A. ... 1973-74-75-76 ... OT
Andrade, Rudolph ... 1966 ... OG/LB
Ane, Dan ... 1981 ... TE
Ane, Lance ... 1988-89 ... LB
Antoine, Ronald ... 1993-94-95-96 ... WR
Anusiem, Chigozie ... 2022-23 ... DB
Apisa, William ... 1961-62 ... FB
Archer, Maurice ... 1936-37 ... HB
Arkin, Tanner ... 2022 ... TE
Armer, Timothy ... 1975-76 ... DT
Arnold, Marvin ... 2006 ... OL
Arthur, Daniel P. ... 1973-74-75-76 ... DT
Ashbaugh, Alan ... 1956-57-58-59 ... FB
Ashbaugh, Laurence ... 1953-54 ...
Atchison, Caleb ... 2003 ... WR
Augustine, Andre ... 1980-81 ... DL
Awunganyi, Robert ... 2016-17 ... DB

B

Babbitt, Vernie ... 1900 ... G
Babcock, Jeff ... 2001-02-03-04 ... K
Babich, Fred ... 1971-72-73-74-75 ... TE
Bachman, Michael E. ... 1975-76 ... WR
Bacon, Russell ... 1922 ...
Bahmeier, Pete ... 1909-10 ...
Bailey, David ... 2021 ... RB
Bailey, Eric ... 1994-95-96-97 ... OL
Bailey, Keevan ... 2019 ... DB
Bain, Walter ... 1920-21-22-23 ... G
Baker, Al ... 1974-75-76-77 ... DE
Baker, Albert J. ... 1965-66 ...
Baker, Greg ... 1987-88 ... DT
Baker, Wilfred ... 1913-14-15 ... T
Bakovich, George ... 1955-56-57 ... E
Baldischwiler, Matt ... 2000 ... TE
Ball, Eugene W. "Bus" ... 1927-28-29 ...
Ball, Walter ... 1923-24-25 ... E
Ballard, Darrell ... 1995-96-97 ... WR
Ballard, Karl ... 1994-95 ... LB
Balman, Donald W. ... 1956-57 ... QB
Balmer, Young ... 1903 ... T
Banks, V.J. ... 2018 ... CB
Barilla, Mickey ... 1978-79 ... K
Bariteau, Cam ... 2021-22-23 ... DL
Barnes, Jerry W. ... 1962-63-64-65 ... S
Barnes, Larry E. ... 1955-56 ... HB
Barrett, Shaquil ... 2011-12-13 ... LB
Barrett, Ty ... 1984-85-86-87 ... OG
Bartalo, Mike ... 1986-87-88 ... FL
Bartalo, Steve ... 1983-84-85-86 ... FB
Bartz, Matt ... 2002-03-04-05 ... TE
Basso, Jason ... 1991-92 ... OT
Bates, Jalen ... 2019 ... DL
Battle, Gregg ... 1984-85-86 ... FB
Battle, Gregory W. ... 1970-71-72-73 ... LB
Bauer, George E. ... 1955-56 ... G
Bauta, Faton ... 2016 ... QB
Baxter, David ... 1937 ... FB
Beach, Sanjay ... 1984-85-86-87 ... FL
Bean, Todd ... 1989-90 ... OT
Beattie, Dan ... 1926-27-28 ...
Beaudette, Rod ... 1964-65-66-67 ... OG
Beck, Dudley ... 1934 ...
Becker, Hiram J. ... 1965-66-67-68 ... C
Beckman, Francis ... 1919 ... G
Behrens, Kenneth W. ... 1971-72 ... OT
Beling, Curt ... 2002-03 ... DB
Bell, Kyle ... 2004-05-07-08 ... RB
Bell, Mark E. ... 1975-76-77-78 ... TE
Bell, Mark R. ... 1975-76-77-78 ... WR
Bell, Mike J. ... 1975-76-77-78 ... DT
Bell, Shaq ... 2010-11-12-13 ... DB
Bellman, David K. ... 1975 ... DB
Belt, Edward W. ... 1964-65 ... QB
Benallo, Jon ... 1995-96-97 ... DB
Benedict, Scott ... 2006-07-08-09 ... OL
Benglen, Scott ... 1989 ... QB
Bennett, Jake ... 2014-15-16-17 ... OL
Bennett, Jamie ... 1997-98-99-00 ... DL
Benton, John ... 1983-84-85-86 ... OL
Benton, Richard E. ... 1949-51-52 ... TE
Bergman, Walter F. "Bus" ... 1938-39-40 ... HB
Berk, Austin ... 2013 ... DL
Bernard, Nelson ... 1946-47 ...
Berringer, William G. ... 1960-61 ... QB
Berryman, Carl ... 1938 ...
Bethea, Alfred ... 1945 ...
Bevacqua, Tony ... 1985-86 ... HB
Beverly, Randolph ... 1965 ... HB
Biard, Jared ... 2012-13 ... OL
Bibbs, Kapri ... 2013 ... RB
Bice, Eugene ... 1906 ... HB
Biddle, Jacob ... 2008 ... LB
Biddle, James ... 1963-64 ... E
Biernbaum, Larry ... 1970 ... OG
Bills, Carl ... 1928-29 ...
Bimper, Albert ... 2002-03-04-05 ... OL
Binkley, H. Alson ... 1951-52 ... G
Bitetto, Douglas ... 1970-71 ... LB
Bivens, Dante ... 2022 ... OL
Bjorklund, Tyler ... 2017-18 ... OL
Blach, Perry ... 1940-41-46-47 ... OL
Black, Robert E. ... 1960 ... OT
Blackburn, Henry ... 2020-21-22-23 ... DB
Blackford, Rodney G. ... 1970-71-72-73 ... P
Blahak, Tom ... 1973-74-75-76 ... LB
Blair, Kenneth ... 1963-64 ... E
Blair, Tige ... 1909-10 ...
Blake, Bernard ... 2011-12-13-14 ... DB
Blake, Jaime ... 1995-96-97-98 ... RB
Blake, Pershing ... 1937-39-40 ... E
Blanchard, Bernard E. ... 1964-65 ... HB
Blase, Andrew ... 1934-35-36-37 ... G/T
Blasi, Robert ... 1951-52 ... G
Blaskovich, John ... 1981-82-83 ... LB
Bobrowicz, Jeff ... 1978-79 ... RB
Boddie, Rashaad ... 2017 ... RB
Boeger, Fred D. ... 1967-68 ... DT
Bolton, Steve ... 1980-81 ... DT
Bombek, Jan-Phillip ... 2018-19 ... DL
Bonk, Douglas R. ... 1971-73-74-75 ... OT
Bonnatti, Rudolph ... 1942 ... E
Booker, Vincent ... 1991-92-93-94 ... CB
Borcky, T.J. ... 2008-09-10-11 ... WR/QB
Born, James ... 1940-41 ... L
Borvansky, Justin ... 1997-98-99-00 ... OL
Bosley, David ... 1973-75-76 ... OT
Bostwick, Donald ... 1945-46-47 ...
Bowman, Kirk ... 1993-94-95-96 ... DT
Boyd, Jon ... 1987-88-90 ... LB
Boyle, Michael ... 2022 ... K
Brady, Robert J. ... 1925-26 ...
Brady, Ronald ... 1938-39 ... B
Branch, Calvin ... 1996 ... FB
Branch, Dupree ... 1976-77-78 ... DB
Branch, Tony ... 1988-89-90 ... FL
Brand, Rudolph ... 1925-26 ... T
Brandt, Edward C. ... 1972 ... CB
Braun, Richard G. ... 1952-53-54 ... HB
Bredhoff, Carl H. ... 1953-54 ... FB
Brehm, Mark ... 1982 ... RB
Bremkamp, Robert ... 1946-47 ...
Bresnahan, Charles ... 1919-20 ... HB/E
Bresnahan, Edward ... 1936-37 ... G
Brewer, Ricky ... 2007-08-10 ... LB
Brill, Joe ... 1909-11 ...
Brinnon, Quinn ... 2018-19 ... DB
Brisiel, Michael ... 2002-03-04-05 ... OL
Brocavich, Ronald G. ... 1963-64 ... QB
Brookhart, J. D. ... 1985-86-87 ... FL
Brookins, Jack ... 1946 ...
Brooks, Craig ... 1998 ... OL
Brooks, Scott ... 2018-19 ... OL
Brown, Carl ... 1925-26-27 ...
Brown, Hamil ... 1922-23-24-25 ... HB/E
Brown, Harold ... 1957 ...
Brown, Hubert N. ... 1960-62-63 ... T
Brown, Joe ... 2010-11-12-13 ... FB
Brown, Leonice ... 1991-92-93-94 ... FB
Brown, Louis ... 2022-23 ... WR
Brown, McClinton ... 1966-68-69 ... WB
Brown, Mike ... 1988-89-90-91 ... K
Brown, Richard R. ... 1958-59-60-61 ... HB
Brown, Tavian ... 2020-21 ... LB
Brown, Te'Jay ... 2011-12 ... DL
Brown, Vince ... 2023 ... TE
Browne, Jerry ... 1980-81 ... LB
Browne, Less ... 1979-80-81 ... DB
Bruhl, James ... 1938-39 ... G
Bryan, Steve ... 2007 ... LS
Bryan, Wyatt ... 2015-16-17-18 ... K
Bryne, David ... 1979 ...
Bryson, Zac ... 2004-05-06-07 ... DB
Buderus, E. Charles ... 1955-57-58-59 ... FB
Bugge, Anthony J. ... 1968 ... K
Bugni, James F. ... 1964-65-67 ... S
Bunch, Robert D. ... 1974-75 ... FL
Bundy, Stanley ... 1937-38 ... E
Bunghardt, Alfred ... 1895 ... QB
Burch, Jeff ... 1983-84-85 ... OLB
Burch, Raymond T. ... 1960-61 ... OG
Burchette, David ... 1973 ... RB
Burdick, John ... 1921-22-23 ... T
Burick, Richard J. ... 1957 ...
Burke, Pat ... 1980-81-82-83 ... DE
Burke, Wesley ... 1942 ...
Burkett, Jeremy ... 1992-93-94 ... WR
Burkett, Norman E. ... 1963-64 ... HB
Burks, Donovan ... 1994 ... WR
Burl, Alex ... 1951-52-53 ... HB
Burl, Davis ... 2009-10-11-12 ... LB/DE
Burris, Wayne ... 1969-70 ... CB
Burroughs, Donald E. ... 1951-52 ... QB
Burum, Earl ... 1948 ...
Busch, D.J. ... 2001 ... QB
Busch, William B. ... 1938-39-40 ... G
Bushnell, Nate ... 1918-19 ... QB
Butler, Cameron ... 2017-18-19-21 ... TE
Butler, J. Eugene ... 1974-75 ... RB
Butz, Homer ... 1945 ...
Buxton, Dale ... 1928-29-32 ... T
Buys, Jakob ... 2014-15-16-17 ... DL
Byrne, Andy ... 1989-90 ... FS
Byrum, George ... 1931 ... FB

C

Cable, Norman ... 1935-36-37 ... E
Caldwell, William R. ... 1925-26-27 ... E
Calhoun, Jeremy ... 1995-96 ... WR
Calkins, Henry ... 1895 ... C
Calkins, Richard ... 1895 ... T
Call, Kevin ... 1980-81-82-83 ... OT
Call, Mike ... 1979-80-81-82 ... DL
Callahan, Jerry R. ... 1951-52-55-56 ... QB
Callendar, Nicholas ... 2014-15-16 ... OL
Cameron, Marshaun ... 2019-20-21 ... DB
Camp, Mike ... 1980-81 ... TE

Campbell, Darius	2017-18	CB
Campbell, David	1971	OT
Campbell, Kent	1975-76-77	DE
Campbell, Sam	1932-33-34	HB
Camper, Cayden	2019-21	K
Cannon, Andrew	2023	OL
Capes, Lewis	1992-93	OT
Capi, Nordly	2011	DE
Caprioglio, Joe	2010-11-12	OL
Carew, Michael	1975-77-78	OT
Carey, Leo	1920-21	G
Carlson, Sam	2014-15	OL
Carn, Renard	1992-93-94-95	FB
Carr, Dale	1982-83-84	LB
Carr, Tony	1987-89-90	TB
Carroll, Harlan	1988-89-90-91	CB
Carta-Samuels, K.J.	2018	QB
Carter, Cam'Ron	2018-19-20-21-22	LB
Carter, Raymond	2010-11	RB
Carter, Scott	2009-10-11	OL/FB
Carter, Terrance	2003-04-05	DL
Carter, Vernon	1945	
Carter, Woodrow	1976-77	DE
Cartwright, Kivon	2011-12-13-15	TE
Cascianai, Aldo	1945	
Caswell, Gerald	1969-70-71-72	DT
Cathy, Brandon	2003-04-05-06	DB
Catullo, James J.	1969	DT
Cavanaugh	1903	E
Cavanaugh, Richard	1937-38	B
Centeio, Todd	2020-21	QB
Ceriteno, Jose	2015	DE
Cerveny, Wesley W.	1970-72-73-74	OG
Cesario, Anthony	1995-96-97-98	OL
Chaffee, Harold G.	1946-47-49	QB
Chamblee, Orbry	1979-80	ILB
Champine, Jeff	1981-82-83	SE
Chase, Alfred E. "E.A."	1906	E
Chase, Howard	1970	C
Chase, Reno	1909	
Chatman, Lamar	1994	CB
Chearno, Richard	1970-72-73	DE
Cheeley, Ned	1907	FB
Cheesebro, Harold	1931-32	
Childs, Henri	2001-02	RB
Chirico, Bill	1982-83-84-85	OT
Chirico, Robert	1987-88-89-90	DE
Christiansen, Jack	1948-49-50	HB
Christiansen, John	1962-63	QB
Christmann, Jeff	1989-90	FB
Churches, Lloyd	1947	
Ciaffoni, Mike	2021	OL
Cieslinski, Rob	1996-97-98	DL
Clammer, Burton	1924-25	G/C
Clammer, Olin "Sam"	1924-25	HB
Clark, Detrich	2016-17	WR
Clark, Glen	1922-23-24-25	G/C
Clark, John	2007-08	LB
Clark, Michael	1958-59-60	HB
Clark, Peter R.	1973-74	TE
Clay, Roy	1940-41	B
Clem, Tanner	2018	LB
Clemmons, Douglas	1957	
Clough, Scott	1980-81-82	LB
Clubb, Lee	2011	WR
Clyburn, Deonte	2013-14-15-16	LB
Coan, James	1945	
Cochran, Richard L.	1950	FB
Coffey, James	1992	DE
Coffey, William H.	1962-63-64-65	C
Coffman, Thomas	2011-12-13	WR
Coiner, Lester	1911	
Colacion, Tony	1998-99-00-01	LB
Colburn, F.	1907	G
Coles, Phil	1984-85	OG
Colglazier, Sidney	1957	
Collins, Gerald	1987	HB
Collins, James	1929	HB
Colorito, Evan	2014-15-16-17	LB
Colwell, Fred	1921-22	FB
Connell, Daniel J.	1975-76	DB
Connell, Robert	1945	
Connors, Leggio	1910-11-12	
Cook, John E.	1959-60-61-62	G
Cooper, Ben	1901	HB
Copeland, Brian	1988-89-90-91	TB
Copeland, Pierre	2014-15-16	LB
Corke, Michael	1982	
Corn, Poe R.	1955-56	QB
Cornelson, Curtis	2007-08	LB
Corney, Al	1995	WR
Cornforth, James	1938	C
Corning, Chris D.	1964-66-67	OT
Cornish, Earl C.	1956-57-58-59	E
Corrigan, James R.	1957	
Cortell, Ron	1985-86-87-88	CB
Cory, Jack E.	1963-64	E
Costello, Paul C.	1960	G
Coviello, Vince	1984-85	OLB
Cowan, Jacob	1895	HB
Cowan, Sidney	1930-31-32-33	G
Cowgill, H.M.	1910	
Cox, Carl	1946-47-48	
Cox, Robert	1990-91-92-93	OC
Cozzens, James	1916	T
Cozzetti, Pete	1931	
Craft, Jason	1997-98	DB
Craft, Mack	1992-93-94-95	CB
Craig, James M.	1971-72-73-74	OT
Craig-Myers, Nequan "Nate"	2019-20	WR
Crandall, TJ	2023	DB
Crawford, J. Pingree	1930	
Cregg, James	1993-94-95	OL
Crider, Robert J.	1957-58-59-60	QB
Critchley, Glen W.	1965	LB
Crooks, Joseph G.	1965-66	MG
Cross, Floyd	1911-12	
Cross, Henry	1934-35-36	T/E
Crossley, Brandon	2019	DB
Crowell, Rick	1996-97-98-99-00	LB
Crowton, Gary	1978	WR
Cruikshank, Chester	1932-33-34	E
Csolkovits, William	1957	C
Cullars, Ken	1962	HB
Cullor, Glen	1937-38	T
Cullor, William	1937-38	E
Cumber, Christian	2019-20	DB
Cunningham, Harold	1929	
Cuppari, Joey	1999-00-01-02	WR
Curfman, Floyd	1900	G
Cyphers, Stephen C.	1972-73-74-76	OT

D

Dakovich, Bob	1983-85-86-87	OC
Dalton, Herbert	1932-33	G
Dalton, Orris, K.	1950-51-52-53	E
Dammann, Julius "Bud"	1930-31-32-33	HB
Damron, Brent	1979	TE
Dando, Kirk	1986-87	CB
Daniels, Eugene	2009-10	DE
Dansereau, Josh	1996-97	OL
David, James	1949-50-51	E
Davis, Aaron	2011-12-13-14	LB
Davis, Braxton	2015-16-17-19	K
Davis, Dallas	1997-98-99-01	WR
Davis, Fred	1985-86-87	TE
Davis, Glenn	1925-26-27	
Davis, Gray	2022	OL
Davis, Kevin	2012-13-14-15-16	LB
Davis, Lukas	2003-05	DB
Davis, Mark E.	1976	RB
Davis, Prentice	1992-93-94-95	SS
Davis, Rex	1948-49	
Davis, Richard N.	1957	
Davolt, Richard D.	1957	
Dawkins, Dalyn	2015-16-17	RB
Dawson III, James	1961-62-63-64	T
Dawson, Al	1948	
Day, Albert "Bus"	1927-28-29-30	QB
Day, Josh	2004-05-06	OL
Day, William	1952-55-56-57	E
Dayser, O. B.	1925	
Deanor, Otto	1906-07	G
Deason, Robert	1936-37-38-39	B
Decker, Elbert	1910	
DeFries, Hiram	1959-60-61	G
Deines, Herman E.	1935-36	
Dekleva, John	1952-53-54-55	G
DeLappe, Joe	1902-03	FB
Delgadillo, Frederick	1957	HB
DeLine, Ben	2008-09-10-11	K
DeLine, Joe	2019-20-21	K
DeLine, Steve	1984-85-86	K
Dennis, Jake	**2023**	**LS**
Dennison, Rick S.	1976-78-79	TE
Dennison, Timothy	1965-66-67-68	DL
Denny, Kevin R.	1975	P-DC
Dent, Lewis	1940-41-42	HB
DeSalvo, Jeffrey C.	1975-76	LB
Detterick, Jim	1993-94-95-96	LB
Deuchar, Chris	1991-92	LB
Deutsch, Michael P.	1974-75-76-77	DB/P
Dibble, Joseph	1900	
Dickens, Damion	2018-19	DL
Dickerson, Clanton	1937-38	G
DiStefano, Scott	1980	
Divilbliss, Edward	1910-11	
Dobelis, Pete	1987	ILB
Dodrill, Dale	1947-48-49-50	G
Doehling, Carl	1917	T
Doerr, Scott	1988-89-90	OT
Doke, Horace	1912-13-14-15	E
Doleshaw, David	1942	E
Donaldson, Howard	1919-20	QB
Donaldson, Zach	2008	S
Donnelly, Mark	1992-93-94	OT
Dora, Steve	1978-79	ILB
Dorough, Dewey	1986-87	SE
Dorsey, Alvin	1950-51-52-53	HB
Dotson, Harry "Hap"	1916-19-20	T
Douglas, Clark A.	1968-69-70	B
Douglas, Howard	1942	
Dove, Jerome	1974-75	DC
Downey, Rodney D.	1965-66-67-68	S
Drake, Tom	1975-76	WR/K
Drake, Tony	2010	WR
Drake, William	1956-57	HB
Dreessen, Joel	2001-02-03-04	TE
Dreyer, Mark	2001-02-03	OL
Driscoll, Mark P.	1971-72-74-75	QB
Driscoll, Steve	1979	QB
Dubishar, Dan J.	1972-75-76	OG
Duda, Paul F.	1968-69-70-72	R
Dukes, Bennie	1966-67	DT
Duncan, David A.	1972-73-74	DE
Duncan, William T.	1970-71	CB
Dundee, Steve	1995-96-97	OL
Dunn, Jerry	1990-91	QB
Duvall, Wayne	1910-11	
Dyer, Roger J.	1949-50	E
Dygulski, Robert G.	1959-60	WB
Dykeman, Ivan	1930	E

E

Eakes, Todd	1983-85-86-87	OG
Earley, R. James	1957	
Early, Walter	1925	HB
Eastlack, Leon	1939-40-41	B
Edward, Rex	1937-38-39-40	G
Edwards, Devon	2021	LB
Edwards, Eli	2012-13	DE
Ehlers, Tom	1980-81-82-84	OC
Eifred, James J.	1956-57-58-59	C
Elkins, Ted E.	1941-42	B
Elliott, DeAndre	2012-13-14-15	DB
Elliott, Kenneth	1938	E
Elsenbast, Patrick	2015-16-17	LB
Emerick, Darrell A.	1967-68	CB
Endres, Douglas	1965-66-67-68	OG
Endres, Steven	1968-70-71	C
Engle, Terry	1993	OG
Engleberg, Louis	1936-37-38	G
Englestad, Andy	1997-98-99	DB
Epley, Mike	1987-88	CB
Epstein, Eppie	1909-10	
Erickson, James R.	1971	QB
Erickson, Judd	2019	QB
Erickson, Robert B.	1956-57-58-59	C
Erickson, Ronald W.	1954-55-56	HB
Erwin, Warnock	1934	
Eslinger, Ryan	1996-97-98	QB
Estock, Oto	1913	
Estock, Robert S.	1966-67	OE
Evans, Brandon	1993-94-95	OL
Evers, Richard S.	1964	T
Ewing, Harold	1941	G

F

Fa'apito, Nu'uvali	2012-13-14-15	LB/FB
Fackrell, Dalton	2016-17	TE
Fahrni, Bruce	1971	C

Fairchild, Steve 1978-80 QB
Falls, Justin 2016-17 LB
Farris, Billy 2008 QB
Faucett, Frank 1947-48-49-50 HB
Faucett, Mike 1979-80-81 DB
Faught, Tom 1947
Favors, Charles 2010-11 LB
Featherstone, Clifford 1975-76 DB
Feldman, Gordon 1918 QB
Fenech, Michael J. 1972 C
Fernandez, Vincent 1961
Fetz 1910
Fiala, Dan 1981-82-83 LB
Fiala, Doug 1985-86-87 OT
Finch, Aaron 1978-79-80-81 OC
Finck, Alva 1946-47
Finkbeiner, Bruce 1965-66-67 QB
Finlayson, Broc 2000-01 OL
Fischer, Dean 1978-79 DB
Fisher, Charles T. 1954-55-56-57 T
Fisk, Kurt 1979-80 LB
Fixmer, Jeff 1987 TE
Flack, Norman 1957
Fleshmen, Hart 1901 T
Flockhart, Robert 1966 HB
Flora, Jeff 2001-02-03 LB
Flores, Joey 2003-04 WR
Floyd, Robert 2021 DB
Foerster, Chris 1980-81-82 OC
Fogal, Jordan 2017-18 S
Foley, David 2002-03-04 DB
Folsom, Joe 1947-48-49
Folsom, Tron 2019 LB
Ford, Travis 2009-10 S
Formica, Tom 1978-79 OT
Fortune, Alvin 1956-57-58-59 E
Foss, Melvin C. 1959-60-61 G
Foster, Colton 2015-16-17 DL
Foster, James 1964-65 LB
Foster, Martavius 2013-14-15 DL
Foster, Scott 1984-85 ILB
Fowler-Nicolosi, Brayden 2023 QB
Fox, Mekhi 2022 WR
Francis, Jon 1982 WR/DB
Francis, Tywan 2018-19-20-21 DB
Frank, Bernhardt 1934-35-36
Frank, John 1929-30 C
Franklin, Darrell 1996-97 WR
Franz, Derek 1997-98 K
Frazier, Andre 1985 OLB
Freauff, William 1927-28
Freeman, Dennis 1977 DT
Freismith, John 2017 TE
French, J. R. 1926-27
French, Jack 1931-32-33-34 C
French, Jasper 1935-36-37-38 B
French, Larrick 1963-64-65 OG
French, Tom R. 1967-68-69 OT
Frescoln, Joe 1929 HB
Fries, Sherwood 1939-40 B
Frisbie, Ray 1929-30-31 T
Frisby, Otto 1913
Frisch, David 1992 TE
Froland, John 2011-12 DL
Fuller, Graham 1903 E
Fulton, Brenden 2017-18-19 WR
Funk, Darrell 1983-84-85-86 DE

G

Gabler, Josh 2008-09 S
Gahagan, Chris 1982-83-84 DT
Gaines, Deionte 2014-15 WR
Gallimore, Jason 1999-00-01 DB
Gallimore, Justin 1999-00-01 DB
Gallup, Michael 2016-17 WR
Galusha, Jake 2006-07-08 DB
Gaoa, Saloti 2017-18 OL
Garcia, Nicho 2017 OL
Garcia, Travis 2003-04-05 DB
Gardner, Bill N. 1954 E
Gardner, Jacob 2022-23 OL
Gardner, Jaylen 2023 DB
Gardner, Ryan 2008-09 WR
Gardner, Terrell 2000-01-02-03 OL
Gasser, Paul 1988-90-91 DE
Gates, Artese 1958-59 T
Gates, Herbert 1909
Gates, Ward 1958-59-60 HB
Gatewood, Donald E. 1957-58-59-60
Gatherwright, Ronald 1971-72 DE
Gatkouth, Nuer 2023 DL
Gausman, Glen 1937
Gdowski, Jake 2009-10-11 OL
Gee, Norman 2008-09 TE
Geist, Alfred 1930-31-32-33 G
Gibson, Ray 1979 WR
Gibson, Terrence 1997-98-99-00 DB
Giddings, Dennis 1928-29-30 HB
Giddings, Ralph 1913
Gifford, Bob 1945
Gilliland, James H. 1954-55 T
Giller, Henry 1903 QB
Gillingham, Gary 1968 DG
Gillmore, Austin 2010-12 LB/FB
Gillmore, Crockett 2010-11-12-13 DE/TE
Gimenez, Mike 1989-90 QB
Gipson, Chris 2009-10 LB
Gira, Paul 1936-37-38 E
Giusti, Anthony 2018 LB
Glazer, Alan 1991 P
Glick, Fred 1955-56-57-58 QB
Glick, Gary 1953-54-55 HB
Glick, Ivan 1950-51 T
Glick, Leon 1954 G
Goar, Guy 1983-84-85-86 OC
Goebel, Harry 1949-50 E
Goffney, Dylan 2023 WR
Golden, Troy 2019-21-22 DL
Goldfeder, Mike 1978-79 OT
Golditch, Zackary 2015-16-17 OL
Goldman, Steven 1965 OE
Gonzales, Billy 1989-90-91-93 WR
Gooch, Ernest 1909
Good, Derek 2008-09-10-11 RB
Good, Derek 2009 RB
Goodie, Caleb 2023 WR
Goodnight, Earle 1954-55-56 E
Goodpaster, Patrick 2001-02-03-04 DL
Goodwin, Derek 1981-82 DE
Goolsby, Danny 1999 LB
Goolsby, Tony 1979 WR
Gordon, Harvey 1936 G/T
Goscinski, Aloysius J. 1957
Goss, Elbert 1929 G
Gower, Robert 1958-59 G
Graff, Stanley 1963 C
Gragert, Jordan 2010-11-12-13 OL
Graham, Danny D. 1973-75-76 QB
Graham, Earl 1945
Graham, John C. 1973-74 QB
Graham, Owen 1936-37-38 G
Graham, R. D. 1934 T
Grant, John 1911-12
Grattan, Worthin 1916-17 E
Grauberger, Jack 2018 S
Graue, Geoff 2000-01 DL
Graves Jr., Edward 1951-52-53-54 T
Graves, Edward 1926-27-28
Graves, Lawrence 1954-55-56-57 T
Gray, Austin 2011-12-13 DB/WR
Gray, William T. 1972-73-74-75 OG
Grayson, Garrett 2011-12-13-14 QB
Grayson, Tyrell 2023 DB
Greathouse, Robert 1962-63 E
Green, Aaron 2000-01-02 OL
Green, Farrell 1932
Green, Harold "Jake" 1970-71 HB
Green, Jimmy 2003-04-05 RB
Green, Patrick 1947-48
Greenacre, Allen 1895 E
Greenwald, David 1934
Greenwald, Matt 2022 WR
Greenwood, Lou 2009-10-11 RB/WR
Greer, Rashaun 2008-09 WR
Greffenius, Ruben 1930 C
Gregg, Terrance 1966-67 T
Grencher, Ronald 1959-60 E
Grenier, Geoff 1992 FB
Griffin, Hardy 1983 CB
Griffin, James 1982-83 DT
Griffith, Ryan 2009-10 OL
Grimes, David 1987-88-89 NT
Gross, Leo 1939-40 G
Guerra, Travis 2017 K
Guest, Eugene J. 1957 T
Guiterrez, Leroy 1961 QB
Gupton, Frank 1956-57 HB
Guthrie, Michael 1967-69-70-71 MLB
Guzman, Brandon 2022-23 DB

H

Haack, Robert 1940 T
Hacker, Zeke 2002-03 OL
Hagaman, Arthur 1912-13
Haggans, Clark 1996-97-98-99 DE
Hainlen, Norman G. 1972 P
Hainlen, Robert 1945-46-47-48
Hall, Darran 1997-98 WR
Hall, Jahmal 2003-04-05 LB
Hall, Nikko 2018 WR
Halladay, Frank 1936-37 B
Hallmark, Dasel 1946-47-48-49 FB
Halverson, Otis 1935-36-38-39 E
Hamilton, Keegan 2022 OL
Hamilton, Otis 1990-91 LB
Hamilton, W. 1929
Hammer, Griffin 2019 TE
Hammerschmidt, Dan 1982-83-84-85 SS
Hammond, James 1911
Hanada, Hidetora 2023 DL
Hanie, Caleb 2004-05-06-07 QB
Hanks, Paul 1987-88-89-90 DE
Hanks, William A. 1957-58 E
Hanna, Eddie 1947-48-49 HB
Hannah, Claude 1931 E
Hannah, Paul 1926-27-28
Hannah, Raymond 1937 E
Hannah, Roy 1928-29 G
Hansen, Bryan 2023 K
Hansen, Justin 2013-14-15 DL
Hansley, Joe 2012-13-14-15 WR
Harden, Derrick 1995-96 LB
Hardge, Ron 2023 DB
Harfert, Oscar 1937-38 T
Hargis, Gregg 1968-69-70-71 B
Harker, Conrad 2017 LB
Harker, Michael 1963-64-65-66 LB
Harms, Dennis 1968-69-71 S
Harper, Jeff 1980-81-82-83 LB
Harr, Richard 1975-76-77-78 SS
Harrigan, William H. 1969 MB
Harris, Conrad 1956-57 FB
Harris, David 1983-84-85-86 TE
Harris, Richard 1959-60 G
Harris, Ronald M. 1973-74-75-76 RB
Harris, Wayne 1972 RB
Hart, Dee 2014 RB
Hartley, Thomas 1957-58-59-60 C
Hartman, James 1932-33-34 E
Hartman, James 1951-52-53-54 G
Hartshorn, Duane 1919-20-21 HB
Hartshorn, Fred 1920-21 HB
Hartz, Anthony 2008 P
Hascall, Lee 1927-28
Hathaway, Mason 2011-12-13-14 OL
Hawkins, Anthony 2016-17-18-19 WR/CB
Hawkins, DeVaughn 1994-95-96-97 DL
Haynes, Brandon 2011-12-13 OL
Haynes, Houston 2017 LB
Haynes, Jasper 1948
Hays, Robert J. 1961 E
Hayward, Adam 2003 LB/S
Heald, Doug 1999-00-01-02 LB
Hector, Ayden 2022 DB
Hedstrom, Tanner 2010-11-12-13 LB/LS
Heiser, Everett 1928-29-30 G
Helbig, Emerson 1925-26-27-28
Helm, Corey 1981-82 LB
Hemphill, Lester 1918 G
Hendershot, Bill 1992-93 OG
Henderson, Alfred M. 1958-59 T
Henderson, Jon 1964-65-66 WB
Henderson, Saveyon 2023 OL
Hendrick, Matt 2006-07 LB
Hendricks, John J. 1951-52-55-56 G
Hendricks, Mike 1978-80-81 RB
Hepp, Jason 2001-02 DB
Herbert, Robert 2004-05 CB
Herd, Ivory 2008-09-10-11 DB
Hergenreter, Stanley 1959-60
Hergert, Clarence 1959 HB

Herigstad, Oscar "Olie" ..... 1920-21-22 ..... FB
Hernandez, Zack ..... 1956 .....
Herrera, Arturo ..... 1967-68-69-70 ..... OT
Herrick, Robert ..... 1907 C
Hess, Charles ..... 1938-39 ..... E
Hess, Robert ..... 1940-41-42 ..... B
Hickerson-Rooks, Brandon ..... 2020-22 ..... DL
Hicks, Jamal ..... 2016-17-18-19 ..... DB
Higgins, Rashard ..... 2013-14-15 ..... WR
Highfield, Thomas ..... 1968-69 .....
Hill, Anthoney ..... 1991-92-93-94 ..... QB
Hill, Carl ..... 1969-70-71 .....
Hill, Collin ..... 2016-18 ..... QB
Hill, Edward ..... 1968-69-70-71 .....
Hill, Eric ..... 2000-01-02-03 ..... WR
Hill, George ..... 2004-05-06-07 ..... WR
Hill, Tommie ..... 2005-06-07-08 ..... DE
Hillier, James ..... 1970-71 ..... OG
Hinderlider, Clyde ..... 1950-51-52-53 ..... E
Hindman, W. F. ..... 1949-47 .....
Hinds, Ervin ..... 1920-21-22 ..... E
Hines, Kenneth ..... 1960-61-62-63 ..... FB
Hinken, A. H. ..... 1907 ..... T
Hinn, Terry ..... 1985-86 ..... SE
Hinton, Robert ..... 1960-61-62-63 .....
Hinton, Thomas ..... 1963 .....
Hitchcock, Orville ..... 1928-29-30 ..... E
Hjelm, Clint ..... 1983-85-86-87 ..... DE
Hoch, Carl ..... 1916 ..... G
Hoch, Donald ..... 1945-47-48-49 .....
Hock, Dan ..... 1987-88 ..... LB
Hock, Tim ..... 1986 .....
Hodge, Steve ..... 1991-92-93-94 ..... DT
Hodges, Kenneth ..... 1937-38 C
Hodges, Preston ..... 2014-15 ..... DB
Hoelzer, Clifford ..... 1947-48-50 ..... T
Hoerner, John ..... 1917-18-19 ..... E
Hoffman, Art ..... 1996-97-98 ..... WR
Hoffner, Bryan ..... 1954-55 ..... T
Hogan, Edward T. ..... 1970 .....
Hogan, Peter ..... 1999-00-01-02 ..... DE
Hogan, Willie ..... 1982 .....
Hohs, Brandyn ..... 2002 ..... WR
Hokanson, Robert ..... 1966-67 ..... OE
Holcomb, Dale E. ..... 1976-77-78 ..... DT
Holec, Robert ..... 1965-67-68 ..... DL
Holker, Dallin ..... 2023 ..... TE
Holland, Justin ..... 2002-03-04-05 ..... QB
Holland, Willis ..... 1952-53-54-55 ..... T
Hollaus, Fred ..... 1964-65 ..... OT
Holles, Keegan ..... 2022 ..... RB
Holmes, Mark ..... 1988-90-91 ..... FL
Holub, Dennis A. ..... 1965-66-67-68 .....
Honstein, Henry ..... 1927-28 .....
Hoover, Alex ..... 1983-84-85-86 ..... ILB
Hopper, Robert ..... 1939-41-46 ..... B
Horinek, Deone ..... 1998-99 ..... P
Horinek, Jeff ..... 2005-06-07-08 ..... LB
Hornung, Stan ..... 1982-83 ..... DT
Horton, Paul ..... 1948 .....
Horton, Tory ..... 2022-23 ..... WR
House, Edward ..... 1921 ..... G
Houser, Jack ..... 1922-23-24 ..... FB
Houston, Marcus ..... 2003-04 ..... RB
Houtz, Ronald ..... 1962-63 .....
Howell, Jack ..... 2021-22-23 ..... DB
Howell, John ..... 1996-97-99-00 ..... DB
Howell, Nick ..... 1977-78 ..... DB
Howlett, Allen ..... 1986-87-88 ..... OG
Hubbard, Ellison ..... 2017-18-19-20 ..... DL
Huber, Joey ..... 2000-01-02 ..... P
Hudson, Dan ..... 1969-70 ..... DT
Hughes, Clay ..... 1918 ..... HB
Hughes, Duane ..... 1984 ..... WR/DB
Hughes, H. William ..... 1935-36-37 ..... HB
Hulbert, Ken ..... 2012-13-14 ..... LB
Hull, Wayne ..... 1962-63-64-65 ..... OG
Humackick, Alex ..... 1961-62 ..... HB
Hunt, Hayden ..... 2013-14-15-16 ..... P
Hunter, Christian ..... 2019 ..... RB
Hurst, C.W. ..... 1997-98-99-00 ..... K
Hurt, Earl ..... 1932-33-34-35 ..... G/C
Hutchins, Doug ..... 1991 ..... OT
Hutton, Alexander "Sandy" ..... 1914-15-16 ..... QB
Hutton, John W. ..... 1966-67-68 .....
Hyde, Earl ..... 1923 ..... HB
Hyde, Kenneth ..... 1923-24-25 ..... QB

I

Iadisernia, Anthony ..... 1940 ..... T
Ingram, Kareem ..... 1991-92-93-94 ..... LB
Inman, Donovan E. ..... 1924 ..... G
Isaais, Preston ..... 1957 .....
Iseman, Jake ..... 1939-40 ..... E
Isoline, Dana C. ..... 1974-75-76-77 ..... LB
Ivlow, John ..... 1991-92 ..... FB

J

Jackson, Charles L. ..... 1968-69-70-71 ..... DE
Jackson, Ches ..... 2019-21 ..... OL
Jackson, Dequan ..... 2018-19-20-21-22 ..... LB
Jackson, Larry G. ..... 1965-66-67-68 ..... WB
Jackson, O'Shea ..... 2016 ..... DL
Jackson, Orin ..... 1900 ..... G
Jackson, Phillip D. ..... 1962-63 ..... HB
Jackson, Raymond ..... 1992-93-94-95 ..... CB
Jackson, Sean ..... 1988 ..... SS
Jackson, Steven A. ..... 1976 ..... DB
Jackson, Terry ..... 2013-14-15 ..... DL
Jackson, Warren ..... 2017-18-19 ..... WR
Jacobs, Gregory C. ..... 1967-68-69-70 ..... DE
Jacobsen, B. ..... 1928 .....
Jaeger, Mitch ..... 1975 ..... QB
James, C.J. ..... 2009-10-11 ..... DE
James, Cory ..... 2012-13-14-15 ..... LB
James, George ..... 1934-35-36-37 .....
Januska, Nick ..... 2012-13-14-15 ..... DB
Jarrells, Treyous ..... 2014 ..... RB
Jaunarajs, Uldis ..... 2003-04 ..... RB
Jean, Arjay ..... 2016-17-18 ..... DL
Jeff, Waldo B. ..... 1959-61 ..... HB
Jemison, Ernest S. ..... 1957 ..... G
Jenkins, Ron ..... 1982-83 ..... WR
Jersild, Craig ..... 1987-88-89-90 ..... CB
Jervis, Oliver ..... 2023 ..... OL
Jock, Buom ..... 2023 ..... LB
Johanningmeier, Bill ..... 1970-71 ..... DT
Johnson III, Gartrell ..... 2005-06-07-08 ..... RB
Johnson, Abner ..... 1913 .....
Johnson, Bruce ..... 1974 ..... DS
Johnson, Darryl ..... 1984 ..... CB
Johnson, Elijah ..... 2020 ..... OL
Johnson, George ..... 1914-15 -16 ..... HB
Johnson, George A. ..... 1910-11 .....
Johnson, Gregg ..... 1983-84-85 ..... SS
Johnson, James ..... 1942 .....
Johnson, Lamar ..... 1980 ..... RB
Johnson, Olabisi ..... 2015-16-17-18 ..... WR
Johnson, Paul ..... 1970-71 ..... K
Johnson, Sevaro ..... 2008 ..... DT
Johnson, Shun ..... 2014-15-16-17 ..... DB
Johnson, Terence ..... 1980-81-82-83 ..... FB
Jondle, Kelly L. ..... 1975-76 ..... OG
Jones, Blake ..... 2011-13 ..... TE
Jones, Courtney ..... 2002-03-04-05 ..... LB
Jones, Devin ..... 2016 ..... DB
Jones, Dom ..... 2023 ..... DB
Jones, Don ..... 1991 ..... ST
Jones, Doug ..... 1982-83 ..... FB
Jones, Emmanuel ..... 2017-18-19-20-21 ..... DL
Jones, George E. V. ..... 1946-47-48-49 ..... E
Jones, J'Sharlon ..... 1996-97-98-99 ..... WR
Jones, Kim R. ..... 1971-73-74 ..... RB
Jones, Lance ..... 1991-92-93 ..... DB
Jones, Landon ..... 2002-03-04 ..... DB
Jones, Larry ..... 1978-79-80 ..... RB
Jones, Michael Z. ..... 1965-66-67 ..... DE
Jones, Norris ..... 1977-78 ..... RB
Jones, Scott ..... 1980 ..... OT/DT
Jones, Selwyn ..... 1988-89-90-91 ..... CB
Jones, Titus ..... 2021-22 ..... DB
Jorgens, Don ..... 1979-80 ..... DB
Joseph, Kenneth ..... 1936 ..... G
Judah, Richard L. ..... 1973-75-76 ..... QB
Juedes, Steve ..... 2006-07 ..... DB
Juliana, Patrick C. ..... 1972-73 ..... QB

K

Kaanehe, Ronald K. ..... 1960-61-62 ..... HB
Kamara, Mohamed ..... 2019-20-21-22-23 ..... LB/DL
Karaffa, Metro ..... 1931-34-36 ..... HB
Karas, Aaron ..... 2023 ..... OL
Kasel, Edward ..... 1929-30-31 ..... G
Katleman, Henry ..... 2022 ..... K
Katsock, Allan J. ..... 1965-66 ..... QB/S
Kawulok, Chris ..... 2005-06-07-08 ..... TE
Kawulok, Joe ..... 2012-13-14-15 ..... DE
Kawulok, Michael ..... 2008-09-10 ..... LB
Kay, Russell ..... 2000-01 ..... LB
Kaylor, Jimmie ..... 2005-06-07 ..... P
Kayser, Otto ..... 1924-25 ..... G
Keanaaina, Stacey ..... 1991 ..... DT
Kearney, Joey ..... 2003-04-05 ..... WR
Keegan, Joseph ..... 1957-58-59-61 ..... T
Keith, William L. ..... 1965 .....
Kelley, Isaiah ..... 1969-70 ..... DT
Kelly, Grady ..... 2022-23 ..... DL
Kemble, Clark ..... 1973-74-75 ..... K
Kendrick, Brad ..... 1984 ..... FL
Kennedy, Donald ..... 1937-38 ..... B
Kennedy, James D. ..... 1971-72-73 ..... TE
Kennedy, Lynn ..... 1904-05-06-07 ..... HB
Kerr, Virgil ..... 1929-30-31 ..... G
Key, Coleman ..... 2015 ..... QB
Keys, Brady ..... 1959-60 ..... HB
Keys, Dontae ..... 2022 ..... OL
Keys, Siegan ..... 1975 ..... TE
Kiffin, Chris ..... 2002-03-04 ..... DL
Kifus, Rudolph ..... 1968-69-70-71 ..... DE
Kimball, Fred ..... 1917 ..... E
King, Jack ..... 1931 .....
King, Jim ..... 1982-83-85-86 ..... CB
King, LaRyan ..... 2013-14 ..... DL
King, Linden K. ..... 1974-75-76 ..... S
King, Richard ..... 2016-17 ..... DL
King, Terry A. ..... 1969-71-72-73 ..... LB
Kinney, Herbert ..... 1912-13 .....
Kinsey, Marvin ..... 2016-17-18 ..... RB
Kishman, William ..... 1965-66-67-68 ..... S
Kitley, John ..... 1895 ..... T
Klahr, David ..... 1969 ..... CB
Klemmedson, Linne ..... 1915-16-17-22 ..... E
Klich, Doug ..... 1983-84-85 ..... OT
Kloechner, Al ..... 1952-53 ..... E
Knapp, Howard ..... 1962-63-64-65 ..... HB
Knight, Burt ..... 1980-81-82-83 ..... DE
Knight, Hampton ..... 1940-41-42 C
Knox, Ben ..... 2017-18 ..... OL
Knox, Cecil ..... 1946 .....
Knox, Duane R. ..... 1958-59-60 ..... E
Kochevar, Miles ..... 2003-04-05 ..... S
Koclanakis, Anthony ..... 2021 ..... LB
Koehler, Arlen R. ..... 1959 ..... E
Koehler, Paul C. ..... 1962-63-64-65 ..... OT
Koehler, William ..... 1948-49-50-51 ..... G
Koenig, Dick E. ..... 1939 ..... B
Kofoed, Brad ..... 1988 ..... LB
Kohls, La Vern E. ..... 1958-59-60-61 ..... G
Kontodiakos, Pete ..... 2009-10-11-12 ..... P
Koonsman, George ..... 1942 L
Kornemann, Jim ..... 1987-88 ..... OT
Korutz, Adam ..... 2020-21 ..... OL
Kovac, Charles F. ..... 1973-74-75-76 ..... RB
Kravig, Harold ..... 1940-46-47 .....
Kress, Jordan ..... 2021 ..... WR
Kreutz, Jim ..... 1961-62 ..... QB
Kreutzer, George ..... 1906-07 C
Krisfalusi, Paul ..... 1996 ..... DL
Krueger, William ..... 1937 ..... B
Krum, Stephen H. ..... 1973-74-75-76 ..... LB
Kruse, Robert ..... 1961 .....
Kubiak, Klay ..... 2008-10 ..... QB
Kubiak, Klint ..... 2005-06-08-09 ..... S
Kuhn, Gregg ..... 1971-72 C
Kulick, Drew ..... 2022 ..... LB
Kulis, Frank ..... 1997 ..... TE
Kvamme, Nate ..... 1995-96-97-98 ..... LB

L

Labus, Timothy ..... 1966-69-70 ..... HB
Laday, Greg ..... 2022 ..... DB
Laffea, Hubert ..... 1937 .....
Lair, Lloyd ..... 1932-33-34 ..... T
Lamb, David ..... 1978 ..... DT
Lamb, Jared ..... 2007 ..... P
Lamborn, Rollan ..... 1907 ..... G
Lamson, Robert S. ..... 1955 ..... E
Lancaster, Broderick ..... 1998-99-00-01 ..... OL
Lancisero, Adam ..... 2003-04 ..... DB
Landers, Wade ..... 2005-06-07-08 ..... DE
Landry, Donald P. ..... 1976-77 ..... OC

Lang, Andrew 1970-71-72-73 C/OG
Lapp, Wilmer 1934-35-36-37 B
Larson, Robert K. 1973 OG
Larson, William H. 1973-74 TE
Laskowski, David 1987-88-90 LB
Laskowski, Leo 1940-41 G
Latimer, Fred 1982-83-84 LB
Latu, Nuku 2008-09-10-11 DT
Laturnus, Bob 1981-82-83 LB
Laughter, David 1967 OT
Laurita, John 1987-88-89-90 OG
Lavan, Alton 1964-65-66-67 S
Lavender, Robert D. 1959-60-61-62 E
Law, Fred 1912
Law, Marquise 2010-11-12 WR
Lawrence, Bobby 2023 OL
Lawrence, Jim 1984-85-86 DE
Lawson, Ed 1980-81-82 OG
Lay, Randy 1980-81 LB
Layne, Will 1999-00 WR
Layton, Eugene 1966-67 DT
Lear, Alvin 1964-65 FB
Lear, Harlan 1962 T
LeBel, Harper 1981-82-83-84 TE
LeBlanc, Tim 2006-07 FB
Lee, Keith 1978-79 QB
Leer, Bill 1975-77-78 OT
Lefforge, James M. 1960-61-62 HB
Lefort, Vance 1985-87-88 DE
Leiby, Edward 1917-18-19 C
Leigh, William 1911
Leonard, Craig 2015 QB
Leonard, Reginald J. 1970-71-72 HB
Lepak, Brian 2007 OL
Levin, Jake 2010-11-12-13 FB
Levine, Liddon 2004-05-06 CB
Levstik, Mark 1981-82-84-85 OT
Lewis, Alvin 1978-79-80 RB
Lewis, James 1937 B
Lewis, John 1971
Lichty, Kurt 1983-84 HB
Liggett, Tyson 2008-09-10 WR
Lillie, Dexter 1936-37-38 B
Lind, Mike 1976-78-79 OG
Linden, Paul 1928
Lindholm, Bob 1982-83-84-85 DE
Lindner, Doug 1987-88-89-90 TE
Lindsay, Troy 1980-81-83 FB
Liss, Robert 2020 K
Liss, Stan 1971-73-75 RB
Loew, Don 1945
Lofton, Clarence 1956-57 FB
Long, Louie 1957 QB
Long, Sammie 2014-15 WR
Longenbaugh, Harry 1925
Loos, Preston 1995-96-97 P/K
Loper, Raymond 1949 G
Lopez, Andre 1978 DB
Loraas, Thomas 1975-76 OL/DL
Lory, Earl C. 1925-26
Loss, Robert 1916 HB
Lovett, Charles 2011-12-13-14 WR
Lovingood, Josh 2013-14-15-16 DL
Lowe, Ameer 1998-99-00-01 DB
Lucas, Nathan 2017 LS
Luddington, Daniel 1946-47
Luke, Tim 1987-88-89-90 P
Lunde, Stanley 1971-72 RB
Lundstedt, Ivan 1936-37 C
Lundy, Willie 1994-95 LB
Lute, Lamar 1957-58-59 HB
Lynch, Kevin 1989-90-91-92 DE
Lynch, Scott 1993-94-95 SS
Lyons, Walter "Bud" 1936-37-38-39 T

M

Maag, Ralph 1931-32-33 FB
Mabry, Sylvester 1991-92 CB
Machlachlan, Scott 1972-73 RB
Mackenzie, Mike 1997-98-99-00 DL
Mackey, Terry 1959 HB
Macon, Cory 2008-09 DE
MacRenato, Paul 1987-88-89-90 FB
Macro, Lawrence 1964-65 DT
Madrid, Joey 2005-06-07 OL/LS
Madsen, Paul 2008-09-10-11 OL
Madsen, Peter 1927-28-29- 30 E
Maeda, Chester 1940-41-42 QB
Maeding, Dale 1968 OG
Magee, Ronald 1955-56-57-58 T
Magna, Rudy 1967-68 LB
Maka, Kavapele 2017-18 S
Mallory, Lucas 1997-98-00 TE
Mancini, Lawrence 1938-39-40-41 G
Mann, Lavell 2002-03 DL
Marcantonio, Gianni 1992 K
Marceau, Robert 1992-93 DE
Marchbanks, Roy 1980 WR
Marioni, Dario 1942 B
Mark, Kevin 2003-04-05 K
Marks, Tauitai Li'o 2021 OL
Marsh, Shane 2005 CB
Marshall, Justin 2023 RB
Marshall, Robert 1955 T
Martin, Brian 1988
Martin, Phil 1938-39-40 G
Martin, Rocky 1998-99-00-01 LB
Martin, Ron 1987-88-89-90 LB
Martin, W. Hale 1929
Martindale, Tom 2004 DL
Martineau, Bill 1979 TE
Martinez, Adrian 2006-07-08-09 OL
Martinez, Joe A. 1958-59 HB
Mason, Donald 1957-59-60 G
Mason, Leonard 2009-10 RB
Masters, Elroy 2014-15-16 WR
Mastropaolo, Benny 2002-03 DB
Maten, Fred 1951 C
Matheson, Jack 1919-20-21-22 QB
Mathews, James 1950-51 HB
Matson, Sigurd 1937-38-39-40 B
Matthews, Izzy 2015-16-17-18 RB
Matthews, Trent 2012-13-14-15 DB
MauMau, George 2015 TE
Maurice, John 1933 E
Maxfield, Richard 1895 G
Maxwell, Chip 1968-69 QB
May, Darius 2017 RB
Mayer, Ernest 1909
Mayes, Deshon 2016 LB
McBride, Toby 2016-19-20-21 DL
McBride, Trey 2018-19-20-21 TE
McCall, Ben E. 1922-23-24-25 C/G
McCants, Thomas 1961-63-65 OT
McClary, Ronald 1951-52-53-54 HB
McCoy, Corey 1997-98 WR
McCoy, Justice 2021-22 WR
McCracken, Edwin 1938-39 B
McCracken, William 1935-36-37 B
McCullah, Homer 1912
McCullouch, Ty 2019-21 WR
McCutcheon, Lawrence 1969-70-71 HB
McDermott, Tyler 2010-11 OL
McDonald, Donzell 1978-79 DB
McDonald, Jack 1938
McDonald, Lora 1930-31 HB
McDonald, Patrick 1946-47
McDonald, Paul "Max" 2017-19 LB
McDougal, Kevin 1996-97-98-99 DB/RB
McDougal, Matt 1994-95-96 K
McDougal, Michael 1965-67-68-69 G
McDowell, Kennedy 2023 DL
McElroy, Jr., Marcus 2018-19-20 RB
McEuen, Edgar 1936-37 T
McFarland, Kay 1961 E
McGarity, Jeff 2000 RB
McGatlin, Don 1968-69-71 SE
McGaughey, Charles 1924-25-26 T
McGee, Mike 1993 R
McGee, Timothy 1968-69-70-71 DE
McGill, Scott 1976-77 LB
McGinness, Arthur 1907 HB
McGoveran, Shawn 2005 DL
McGraw, Hershel 1941-42
McGraw, Thurman 1946-47-48-49 T
McGraw, William 1940-41 E
McGregor, Keli 1981-82-83-84 TE
McGuckin, Chad 1999-00 LB
McHone, Vernon 1941 B
McKay, Jarrad 2009-10 DB
McKay, Joe 2011-12-13 FB
McKellar, William 1937-38 B
McKenzie, James 1974-75 LB
McKenzie, Mark 1990-91 TE
McKerral, Gordon 1945
McKibben, Frank 1947-48-49-50 T
McKie, Mark 1949-50 AB
McLain, Kevin 1974-75 LB
McLean, Eugene 1957
McMichial, Earl 1920-21-22 G
McMichial, William 1931-32 T
McMillin, James 1959 HB
McMillin, Raymond 1917 HB
McMillin, Roy 1970
McNamara, William 1954-55
McNatt, Orville 1951-52-53-54
McNeill, Alex 1900-01-02 C
McPeek, Kevin 2005-06 TE
McPeek, M.J. 2012 QB
McReynolds, A. 1927
McVey, Victor 1933
McWilliams, Devin 2007 DT
McWilliams, Paul 1975-76 LB
Mead, Edgar 1895 FB
Meeks, Colby 2015-16-17-18 OL
Mehle, Phil 1928
Mejia-Paster, Tramayne 2023 LB
Mencimer, Floyd 1930-31-32-33 HB
Menegatti, Dawson 2023 WR
Merten, Craig 1979-80 DB
Meska, Louis J. 1957
Messerschmidt, Kermit 1930-31-32-33 C
Mestek, James 1988-89-90 SS
Meyer, Pat 1991-92-93-94 OL
Meyers, Alva 1919-20 C
Meyers, John 1940-41
Meyers, Wilbur 1925-27-28
Michel, Paul 1917-19 FB
Michel, Steven 2012-13-14-15 LB
Miki-Han, George 2022 OL
Mikkelson, Charles W. 1949-50-51-52
Miley, John 1945
Millen, Clay 2022 QB
Miller, Fremont 1937-38-41 T
Miller, Guy 2007-08-09-10 DT
Miller, James 1945
Miller, Larry 1937-38-39-40 T
Miller, Thomas 1962-63-64 C
Miller, Wayne 1945
Miller, Willie 1971-72-73-74 FL
Mills, Edgar 1900 QB
Milner, Tennis 1907 QB
Minter, Larry 1975 WR
Mirich, Dan 1953-54-55 G
Mirise, Kenneth 1936-37 E
Mitchell, Edgar 1983-84-85 OG
Mitchell, Immanuel 2010-12 DB
Mitchell, James 2021-22-23 DL
Mitchell, Jaseim 2022 LB
Mitchell, Steve C. 1963-64-65 HB
Mog, Steve 1980 DB
Mogle, Phillip 1969 OT
Mohorcich, Joseph 1950-51-52-53 HB
Molander, Scooter 1987-88 QB
Moninger, Robert 1939-41-42 L
Montes, Christian 2016 OL
Montgomery, Aylemen 1923-24-25 HB
Montgomery, Charles 1972 OG
Montgomery, Guilford 1933 G
Montgomery, Joe D. 1938
Montiel, Gerald 1967-68 QB
Montini, Peter 2022-23 TE
Moody, Patrick 2017 LB
Moody, William B. 1966-67 LB
Moore, Aaron 2020 LB
Moore, Creighton 1913-14-15 HB
Moore, John W. 1973 RB
Moore, Rolland 1951-52-53-54 G
Moran, John 1988-89-90-91 LB
Moran, Sean 1992-93-94-95 DL
Morean, Rich 1981 LB
Morehead, James 2006-07-08-09 DL
Moreno, Moses 1995-96-97 QB
Morgan, Frederick R. 1965-66-67-68 DE
Morgan, Max 2011-12-13-14 LB
Morgon, Ben 1987 OT
Morris, Dominic 2023 DB
Morris, Glenn 1931-32-33 E
Morris, Pat 1988-89 OC
Morris, Tommey 2012 RB
Morrison, James 1913-14-15 HB

Morrow, Avery ..... 2022-23 ..... RB
Morrow, Scott ..... 1969-70 ..... DE
Morse, Steve ..... 1996 ..... DB
Morton, Damon ..... 2004-05-06-07 ..... WR
Morton, Dion ..... 2006-07-08-09 ..... WR
Mosley, John ..... 1940-41-42 ..... FB
Moss, Drew ..... 2023 ..... OL
Mosure, John ..... 2007-08-09-10 ..... RB
Mott, Maxwell ..... 1919 ..... G
Mowrer, Russell ..... 1961-62-63-64 ..... G
Moxley, Trae ..... 2014-15-16-17 ..... OL
Mueller, Charles T. ..... 1938-39-41-42 ..... E
Mulkey, Bruce ..... 1957 .....
Mulkins, Loren ..... 1973-74 ..... DT
Mullaney, Mark ..... 1971-72-73-74 ..... OT
Mullings, G.T. ..... 1910 .....
Mullison, Don ..... 1942-46-47-48 .....
Munday, Clarence ..... 1934 .....
Mundt, Dave ..... 1985-86-87 ..... OLB
Murdie, Scott ..... 1991-92 ..... OT
Murphy, Jordan ..... 2011 ..... LB
Murphy, Kenneth ..... 1940-41-42 ..... E
Murphy, Pat ..... 1910-11-12 .....
Murray, John E. ..... 1969-71-72 ..... R
Myers, Chris ..... 1993-94-95 ..... WR
Myers, Greg ..... 1992-93-94-95 ..... FS
Myers, John Leslie ..... 1921-22-23 C
Myers, Mason ..... 2011-13-14 ..... OL
Myers, Michael ..... 2005-06-07-08 ..... RB
Myers, Wilbur ..... 1927-28-29 .....

N

Nading, Jesse ..... 2004-05-06-07 ..... DE
Napier, David ..... 1993-94 ..... K
Naughton, Kent ..... 2001 ..... K
Neal, Andre ..... 2019 ..... DB
Nelson, George ..... 1895 ..... E
Nelson, John R. ..... 1959-60-61-62 ..... E
Nelson, Rhett ..... 1999-00-01-02 ..... DB
Nelson, Roy D. ..... 1975 ..... CB
Nettles, Kevin ..... 1986-87-88-89 ..... CB
Newberry, Robert ..... 1978-79 ..... RB
Newcomer, Edward ..... 1946 .....
Newell, Mike ..... 1995-96-97-98 ..... OL
Newland, Tom ..... 1984-85-86 ..... HB
Newquist, Weldon ..... 1968-69-70 ..... LB
Newton, Douglas ..... 1960-61-62-63 ..... OG
Newton, Matt ..... 1998-99-00 ..... QB
Nicholas, Samuel H. ..... 1960 ..... OT
Nicholl, Gerald ..... 1934-35-36 ..... E
Nicholls, Henry ..... 1915-16-20 ..... G/T
Nichols, John ..... 2004-05-06 ..... LB
Nichols, Mark R. ..... 1975-76 ..... LB
Niederberger, Eric ..... 2011 ..... LB
Niemantsverdriet, Wm. ..... 1954-55 .....
Nogues, William J. ..... 1968-69-70-71 ..... DT
Nomina, Tony ..... 1986 ..... SS
Norman, Ben L. ..... 1975-76 ..... RB
Norman, David A. ..... 1973-74 ..... DC
Norton, Steve ..... 1990-91-92-93 ..... DT
Norton, Wallas ..... 1938 .....
Nouili, Nouredin ..... 2019 ..... OL
Novakovich, Randy L. ..... 1966-67-68 ..... DT
Noxon, William ..... 1950 .....
Noyes, Jordan ..... 2023 ..... K
Nugent, Terry ..... 1980-81-82-83 ..... QB
Nun, Russell ..... 1961-62 ..... T
Nunn, Tetriss ..... 1996 ..... DB
Nunnery, Robert J. ..... 1962 C
Nutt Jr., Kevin ..... 2014-15-16-17 ..... DB
Nwoke, Chris ..... 2010-11-12-13 ..... RB
Nwosu, Daniel ..... 2013-14-15-16 ..... LB/FB
Nye, William ..... 1915-17-18-19 ..... HB

O

O'Brien, Kevin ..... 2014-15 ..... OL
O'Brien, Patrick ..... 2019-20 ..... QB
O'Brien, William ..... 1934 .....
O'Byrne, Tim ..... 1983-84-85 ..... SE
O'Donnell, Patrick ..... 1955-56-57-58 ..... G
O'Rourke, Daniel ..... 1973-74-75 ..... FL
Oakson, James ..... 1966-67 .....
Oakson, Stephen ..... 1967-68-70 ..... DL
Oates, Gerald ..... 1950-51 .....
Ochoa, Jose ..... 1998-99-00-01 ..... TE
Oden, Jasen ..... 2012-13-14-15 ..... DB/RB
Ogburn, Charles ..... 1945 .....
Ohaeri, Nnamdi ..... 2005-06 ..... DB
Ohene, Bryan ..... 2013-14-16 ..... LB
Olander, James ..... 1958-59-60-61 .....
Oldenburg, Clint ..... 2004-05-06 ..... OL
Oldmeyer, Clarence ..... 1917-18 ..... G
Oleson, Roy ..... 1976 ..... DT
Oliver, James ..... 1965-66-67 ..... FB
Olmsted, Mark ..... 1986 ..... OT
Olsen, Eric ..... 1991-93-94 ..... WR
Olson, Dane ..... 2022-23 ..... WR
Olson, Erik ..... 1996-97-98-99 ..... DB
Olson, Larry ..... 1972-73-74 ..... LB
Olson, Leslie ..... 1968-69-70-71 ..... B
Olson, Theodore ..... 1961 .....
Onyechi, CJ ..... 2022 ..... DL
Oppenneer, Nick ..... 2007-08-09 ..... CB
Opperman, James ..... 1971-72-73-74 ..... DE
Orakpo, Mike ..... 2010-11 ..... LB
Orme, Esten ..... 1929-30-31 ..... T
Orme, Marion ..... 1947-48-49 ..... G
Osborn, Dustin ..... 2003-04-05-06 ..... WR
Osborn, Levi ..... 2017 ..... S
Oslovan, George ..... 1946 .....
Overlie, Paul ..... 1965 C
Owens, Brandon ..... 2008-09 ..... CB
Owens, Dajon ..... 2018-19-20 ..... CB
Oxley, Marshon ..... 2023 ..... DL

P

Pack, Thomas ..... 1963-64-65-66 ..... E
Padilla, Mike ..... 1988-89-90-91 ..... OC
Pagel, Mike ..... 1990-91 ..... DL
Pagnotta, Mike ..... 2005-06-07-08 ..... S
Painter, Charles ..... 1941-45-46 ..... B
Painter, LeRoy ..... 1941-45-46 .....
Palmer, Mitch ..... 1993-94-95-96 ..... DE
Palmer, Noah ..... 1972-73 ..... HB
Pannunzio, Isiah ..... 2017-18-19 ..... S/FB
Pannunzio, Thomas ..... 2018-19-20-21 ..... WR/DB
Paogofie, Livingston ..... 2017-18-19 ..... DL
Paoli, Alfred ..... 1972-73-74-75 ..... MG
Papich, Joseph ..... 1957 .....
Parise, Christopher ..... 1977-78 ..... DB
Parke, Delroy ..... 2002-03-04-05 ..... DL
Parker, Altie ..... 1995 ..... WR
Parker, Richard ..... 1973 ..... LB
Parkhill, Lloyd ..... 1925-26 .....
Pascoe, Sean ..... 1975 ..... DE
Patchan, Scott ..... 2020-21 ..... DL
Patterson, Sedric ..... 2006-07 ..... LB
Patton, Marvin ..... 1948-49-50-51 ..... E
Pauga, Zac ..... 2007-08-09-10 ..... FB
Paulhus, Colton ..... 2011 ..... DL
Paulson, Gary ..... 1972-73-74-75 ..... DT
Pauly, Eric ..... 2000-01-02-03 ..... LB
Pauly, Nathan ..... 2004-05-06-07 ..... LB
Pavlakis, Pete ..... 1984-85-86-87 ..... ILB
Pavlovick, Bernard ..... 1947-48-49-50 .....
Paxton, George ..... 1914-15 ..... HB
Paxton, John ..... 1909-10 .....
Pears, Erik ..... 2001-02-03-04 ..... OL
Pears, Morgan ..... 1999-00-01-02 ..... OL
Pearson, Myron ..... 1957-58-59-60 ..... HB
Peasley, Paul ..... 1917 ..... G
Pedersen, Tim ..... 1988 ..... SE
Peitz, Eric ..... 2007-08-09-10 ..... TE
Pele, Mino ..... 1985 ..... DT
Pemberton, Cole ..... 2006-07-08-09 ..... OL
Pennington, Ira ..... 1965-66 ..... DE
Pennycook, Forbes ..... 1936-37-38 ..... G
Pepock, Danny ..... 1978-79 ..... DE
Peralta, Nolan ..... 2013-14-15-16 ..... TE
Perrin, Dean ..... 1957 .....
Person, Jamari ..... 2023 ..... WR
Peters, Bill ..... 1955 ..... FB
Peters, Bryce ..... 2016 ..... RB
Peters, Joe ..... 1934-35-36 ..... B
Peterson, Charles ..... 1937-38-39-40 ..... B
Peterson, Rodney ..... 1957 .....
Peterson, Todd ..... 1995 ..... OG
Pettitt, Cody ..... 2022-23 ..... LS
Petty, Manson ..... 1971-72-73 ..... DT
Phillips, Devin ..... 2018-19-20-21 ..... DL
Phillips, Joctavis ..... 2018-19 ..... OL
Phillips, Matt ..... 1992-93-94 ..... WR
Phillipson, David ..... 1941-42 ..... B
Pickard, Larry ..... 1967 ..... OE
Pierce, Tony ..... 2023 ..... DL
Pierre-Louis, Kevin ..... 2012-13-14-15 ..... DB
Pietrosky, William ..... 1967-68-69-70 C
Piggee, Charles ..... 1968 ..... TB
Pitcher, Donald ..... 1949-51-52 ..... G
Pitcher, Jack ..... 1936-37 ..... G
Pitcher, Lynn ..... 1925- ..... G
Pitcher, William ..... 1920-21-22 ..... T/C
Pittman, Chris ..... 2000-01-02-03 ..... WR
Pitts, Keith ..... 1982-83-84-85 ..... OLB
Planks, Henry ..... 1969 ..... TB
Plath, Cade ..... 2020-21 ..... LB
Plutt, Phil ..... 1951-52-53 C
Polendey, Brian ..... 2020-21 ..... TE
Polka, George ..... 1966-67 ..... DL
Pollard, Greg ..... 1995-97-98-99 ..... DL
Polousky, John ..... 1993-94 ..... OC
Pomeroy, Donald ..... 1961-62 ..... FB
Ponsford, Reginald ..... 1955-56-57-58 ..... G
Poole ..... 1903 ..... G
Poole, Jon ..... 1980-81-82-83 ..... K
Pope, Tyrone ..... 1983 ..... CB
Poppino, Gregory S. ..... 1974 ..... LB
Poremba, Andy ..... 1979-80-81-82 ..... DT
Porter, Joe ..... 1979-80-81-82 ..... OT
Porter, Joey ..... 1995-96-97-98 ..... RB/DE
Post, Wallace ..... 1937-38-39-40 ..... G
Potocnik, William ..... 1957 .....
Pottorff, Jake ..... 2006-07-08 ..... LB/DE
Potts, Joe ..... 1928-29 ..... G
Powell, Kirk ..... 1980-82-83 ..... P/LB
Prahl, Erich ..... 1993-94-95 ..... TE
Pratt, George ..... 1895 ..... HB
Pratt, Phil ..... 1951-52-53-54 .....
Prentice, Adam ..... 2017-18-19 ..... FB
Price, William ..... 1974 .....
Primus, Greg ..... 1989-90-91-92 ..... WR
Prince, Frank ..... 1926-27-28 .....
Pruit, Dallas ..... 1981-82-83-85 ..... WS
Pumpelly, Roy ..... 1903 ..... HB
Pyke, Ross ..... 1907 ..... E

Q

Quackenbush, Tyler ..... 1930-31-32-33 ..... T
Quine, Sherman ..... 1935-36-37-38 ..... B
Quinn, Michael ..... 1968 ..... OT
Quinn, Tyler ..... 2022-23 ..... DL
Quiroga, Cian ..... 2021 ..... DL

R

Raab, Jacob ..... 2022 ..... LS
Radakovich, J.D. ..... 1996 ..... DL
Radford, Jon ..... 2005-06 ..... LB
Radisich, Joe ..... 1981 ..... DB
Ragsdale, Kenya ..... 1991-92-93-94 ..... LB
Raikes, Jeff ..... 1979-80-81-82 ..... WR
Ramson, Eason ..... 1996-97 ..... CB
Randall, Gerald ..... 1962-63-64-65 .....
Randall, James ..... 1948-49-50-51 ..... HB
Randle, Dennis ..... 1997-98 ..... CB
Rankin, Fay "Tex" ..... 1925-26-27 ..... FB
Ranshaw, Ishmael ..... 1959-60-61-62 ..... FB
Ranson, James ..... 1949 ..... E
Rantzau, Peter ..... 1989-90-91-92 ..... K
Rasmussen, Hubert ..... 1931 ..... FB
Ratekin, John "Roy" ..... 1918-19-20 ..... G
Ratzlaff, Steve ..... 1988-89 ..... TE
Ray, Earl ..... 1944 .....
Ray, Frank ..... 1917 ..... G
Rea, Dale ..... 1932-33-34 ..... G/T
Reading, Charles ..... 1938-39 ..... G
Reardon, Thomas ..... 1952-53-54 .....
Rebstock, Pete ..... 1998-99-00-01 ..... WR
Rector, Herbert ..... 1930-31 ..... T
Reddy, Cam ..... 2020-21 ..... OL
Redha, Jassem ..... 2004 ..... OL
Reed, Earl ..... 1916 ..... HB
Reed, Oscar L. ..... 1965-66-67 ..... TB
Reed, Winchell ..... 1957 .....
Rees, Donald ..... 1951 .....
Reid, Frank ..... 1921-22-23-24 ..... HB
Reid, James ..... 1973-74-75-76 ..... OG
Reid, Loren ..... 1952-53 .....
Reilly, Drew ..... 2011 ..... DB
Reimer, Nate ..... 1985-86-87-88 ..... OB
Reiter, Ross ..... 2018-19-20-21 ..... LS
Renaud, Adolf ..... 1987-88-89-90 ..... FS

Rezac, Earl 1980-81 CB
Rhoades, Ed 1980-81 OT
Rhodes 1917 T
Rhoten, Billy 1954-55-56 E
Rice, Duane 1948-49-50-51 HB
Rice, Frank 1997-98-99-00 WR
Rice, Roger 1984 SS
Richardson, Cecil 1968 TE
Richardson, Dorsey 1910-11-12
Richardson, James L. 1964-65-66-67 CB
Richburg, Weston 2010-11-12-13 OL
Riddick, Davon 2013 RB
Riddle, Red 1923 HB
Rider, Thomas 1938
Riegel, Albert 1946-47-48-49 T
Riggenback, James 1942 B
Riggenback, Sam 1920 HB
Riggert, Melvin 1952 C
Ritter, Jack 1934-35
Ritter, Michael 1963
Rivera, Tomas 2014-15-16 OL
Robboins, John 1956
Roberts, Jared 2012-13-14 K
Roberts, Kris 1997 DL
Roberts, Luke 2004-05-06-07 WR
Roberts, Rushton 2019 DL
Roberts, W.D. 1939-40-41 E
Robertson, Frank 1934-35-36
Robinette, Nard 1956-57 E
Robinson, Adrian 2016 OL
Robinson, Kiel 2014-15-16-17 LB
Robinson, Ralph "Sag" 1914-15-16 E
Robinson, Thomas 1964-65-66-68 CB
Rock, Robert 1945
Rodeman, Ronald 1960-61-62 FB
Rodgers, Robert 1973
Roebecker, Melvin 1941-42 L
Rogan, Greg 1978
Rogers, Ollie 1934-35
Rogers, William 1957
Roggy, Conner 2012 DB
Rogowski, Mark 1994-95-96 OL
Rohde, Allen 1961-62-63-65 C
Rohwer, Richard 1970-71-72-73 LB
Roles, James 1964-65-66 HB
Rollins, Bobby 1951-52-53 QB
Romero, Tom 1991-92-93 LB
Rood, Matt 1990-91-92 DE
Ross, Adrian 1994-95-96-97 DL
Ross, Glenn 1945
Ross-Simmons, Justus 2022-23 WR
Roth, Derrick 1992-93-94-95 LB
Rouen, Tom 1987 P
Roundtree, Toriano 2018 OL
Rucks, Joey 2005-06-07 CB
Ruff, Duan 1998-99-00-01
Rufran, Adonis 2019 DB
Ruiz, Robert 2013-14-15-16 WR
Rule, Steve 1987-88-89-90 LB
Rundhal, Earl 1916 L
Rupp, Matt 2005-06-07-08 DL
Ruppe, Burgess 1957
Rush, Charles 1968
Russ, Raymond 1932-33-34 T/C
Russell, R.C. 1899
Rutledge, Roland 1931
Ruzek, Daniel 1968-69-70-71 CB
Ryan, Edward 1939-41-42 E
Ryken, Nate 2016-17-18 FB
Ryland, Errol 1956

S

Saipaia, Blaine 1996-97-98-99 OL
Sambrailo, Ty 2011-12-13-14 OL
Sanchez, Aaron 2007 RB
Sanchez, Justin 2022-23 LB
Sand, Garrett 1993-94-95 LB
Sanders, Gary 1952-53-54-55 E
Sanders, Rahsaan 1999-00-02-03 DB
Sanders, Welborn 1951 T
Sandie, Erik 2004-05-06-07 DL
Sandland, Brian 1995 LB
Sandstead, Morris 1929-30-32 QB
Sandusky, Henry 1919-20 HB
Santia, Philbert 1958-59
Sapp, Cecil 2000-02 RB
Sargent, Broderick 2009-10-12 DL
Sartotis, James 1929-30-31 HB
Sauer, Randy 1933-34-35 HB
Savage, William 1948-49 E
Save, Bryan 2001-02-03 DL
Sawyer, Howard 1936 B
Scavarda, James 1952-53-54 HB
Schafer, Wilbur 1909
Schaffer, Bill 1912
Schaller, Eric 1986-87-89-90 DT
Schaumburg, Nick 1997-98-99-00 TE
Scheufler, Gerald 1946-47
Schield, Vann 2023 RB
Schiele, Lewis 1917-18 QB
Schilling, Michael 1975-76-77 OT
Schlager, Jake 2013-15-16-17 DB
Schmidt, Robert 1957
Schmidt, Todd 1983-84-85-86 NT
Schmitz, William 1968-69 FB
Schneider, Brady 1994-95-96 CB
Schneider, Brian 1990-91-92-93 LB
Schneider, R. Wayne 1957-58-59 HB
Schramm, George 1994-95 P/DE
Shrecengost, Jeff 1974-75 FL
Schroeder, Gary 1960-61-62-63 E
Schubert, Roy 1961-62 HB
Schultz, Steve 1984-85 FL
Schupp, Jonathan 2013-14-15-16 DL
Scott, Braylin 2015-16-18 DB
Scott, E.J. 2018-19-20-21 WR
Scott, Greg 1988 TE
Scott, Harry 1916-19-20 FB
Searcy, Willie 1980-81-82 DB
Seibert, Ned 1981 RB
Seiger, Greg 1978-79 LB
Selby, Tom 1921 T
Serchia, Phil 2008 OL
Seyfried, Robert 1946-47-48
Seymore, Adam 2007-08-09-10 TE/DE
Shalla, Tom 1954
Shanahan, Jim 1988 NT
Shanks, Kenneth 1929-30-31 HB
Sharpe, Greg 1969-70 TE
Shaw, Marcus 2009-10-11-12 CB
Sheaffer, Keith 1989-90-91 TE
Shearer, Jerry 1966-68-69 S
Sheeley, Art 1919-20 G
Sheesley, Kevin 1978-79-80-81 LB
Shellabarger, William 1926-27
Shepardson, Charles 1914-15 -16 C
Sheppard, Peter 1993
Sherman, Bill 1983 FL
Sherwood, Courtney 1941 L
Shirlaw, Skip 1988-89-90 DT
Shohet, David 1998-99-00-01 OL
Shull, Justin 1993-94-95-96 TE
Shutts, Walter 1920-21-22 HB
Siebert, Earl 1960 T
Sieg, Trent 2014-15-16-17 LS
Silkman, Terry 1973
Silver, Wendell 1969-70-71
Simmons, Richard 1945
Simmons, Scott 1969-70-71 QB
Simmons, Tyree 2013-14-15-16 DB
Simon, Donald 1965 HB
Simon, Jonathon 2002-04 DL
Simpson, Allen 1972-73-74 OG
Sims, Chauncey 1988-89-90-91 CB
Sisson, Mychal 2008-09-10-11 LB
Sivers, Wendell 1941-42 E
Skelton, James 2009-10-11-12 LB
Slatic, Terry 1981-82 OT
Sloan, Marvin 1946-47
Smaller, Kane 2003 LB
Smith, Arthur K. 1978 FB
Smith, Blake 2004-05-06-07 DL
Smith, Boyd 1945
Smith, Brady 1993-94-95 DE
Smith, Buddy 1956 QB
Smith, Caleb 2017-18 LB
Smith, Conner 2012 QB
Smith, Connor 2008-10 OL
Smith, Elijah-Blu 2008-09-10-11 DB
Smith, Ezra 1922-24 T
Smith, Harold K. 1923 HB
Smith, James R. 1966 G
Smith, Jason 2005-06-07-08 K
Smith, Jerry 1956 G
Smith, John 1967
Smith, Leon 1998-99 TE
Smith, Lucas 1998-99-00-01 DL
Smith, Mark 1990-91-92-93 TE
Smith, Myron 1965-66 HB
Smith, Perry 1971-72 CB
Smith, R. 1929
Smith, Rod 1983-84-85-86 CB
Smith, Shelley 2007-08-09 OL
Smith, T.A. 1930-31 E
Smith, Trey 2016-17 WR
Smith, Wayne 1969 OB
Smith, Wilford 1925 C
Smith-Sams, Mark 1992-93 LB
Smotherman, Derek 1993 TE
Smylie, Frank 1971-72
Snapp, Bernard 1930-31-32-33 G
Snively, Owen 2022 OL
Snodgrass, Robert 1924 E
Solecki, Todd 1996 DL
Solominsky, Michael 1967-68-69 DG
Somerville, Jared 1958-59
Sommersell, Andre 2000-01-02-03 LB
Sondrup, James 2000-01-02-03 TE
Sondrup, Ronald 1970-71 OT
Sorenson, J.C. 1912-13
Southcote, Geoffrey 1903 G
Sowell, Don 1984-85 ILB
Spachman, Jerry 1965 OE
Speas, John 1941-42 B
Speiser, Alfred 1924 G
Spencer, Eugene 1949-50-51-52 E
Sperl, Thomas 1962 E
Sperry, Joseph 1966-68-69 DT
Sperry, Kory 2004-05-06-08 TE
Sprague, Aaron 1998-99-00-01 DB
Sprague, Russell 2000-01-02-03 WR
Spratlin, Robert 1939-40-41-42 L
Springs, Paul 1965-66-67-68 DT
Springston, Joe 1933-34-35-36 G/T
Spronk, Bruce 1971 K
Square, Alex 2006-08-09 RB
Square, Johnny 1972-73-74-75 RB
St. Clair, Richard 1958-59-60-61 G
St. Clair, Steven 1970-71-72 RB
Stafford, Bill 1982-83 OG
Standifer, Steve 1993-94-95 DB
Stanko, Frank 1948-50-51 E
Starr, Mark 2007-08-09-10 TE/OL
Steele, Byron 2010-11 WR
Steffen, Orville 1941-45-46 L
Stehouwer, Kenneth 1956-57 T
Stehouwer, Ronald 1955-56-58-59 T
Stemrick, Gregory 1970-71-73 SE
Stephens, Paul 1928-29-30 E
Stephenson, John 1952-54 HB
Stevens, Nick 2014-15-16-17 QB
Stevenson, Harry 1968-69
Steward, Guy 1972-73 CB
Steward, Josh 1999-00-01 LB
Stewart, Dennis 1967-68-69-70 OG
Stewart, Douglas 1905-06-07-08
Stewart, Logan 2019-20-21 DB
Stewart, Sam 2009 DE
Stinnett, James 1939-40-41 E
Stockdale, Cecil 1978-79 WR
Stockham, Tom 1971 FS
Stoddard, Orville 1946-47
Stoeklin, Bruce 1972-74-75 OC
Stolarz, Thomas 1969 LB
Stonehouse, Ryan 2017-18-19-20-21 P
Storment, T.J. 2019 OL
Stouffer, Kelly 1984-85-86 QB
Strain, Glen 1936-37 B
Strange, Charles 1920-21 G
Stratman, Bob 1988-89-90-91 SS
Stratton, Ben 2002-03-04-06 DB
Stratton, Dane 2005-06-07-08 OL
Straub, Arlan 1950
Strell, John 1961-62-63-64 G
Strickland, Sanjay 2021 LB
Strode, Andre 1991-92-93-94 CB
Strohm, Bill 1917 C
Strong, William "Big Bill" 1913-14-15 FB
Stubbs, James 1925 T
Stuber, Tim 1997-98-99-00 OL
Stuby, Dale 1964-65-66-67 OT

Stucker, Grant ... 2008-09 ... QB
Stucker, Lyle ... 1947-48-49-50 ... FB
Stuebbe, Jan ... 1973 ... QB
Stukes, Alan ... 1967-68 ... OT
Sturdevant, Henry ... 1900 ... T
Stuver, Earl ... 1909 ...
Summers, Edward ... 1914-15 ... T
Summers, John ... 1957 ...
Surls, Larry ... 1963 ... E
Sustrick, Edward ... 1934-35 ...
Sutherland, Robert ... 1956-57 ... C
Sutton, Bill ... 1975 ...
Sutton, Trey ... 2018 ... LB
Svoboda, Brad ... 1998-99-00-01 ... WR
Swan, George ... 1907 ... E
Swan, James ... 1967 ... CB
Swanson, John ... 1960-62-63 ... E
Swarn, Terry ... 1965-66-67-68 ... O
Sweet, Justin ... 2014-15-16-17 ... DB
Sweitzer, Paul ... 1917-18-19 ... HB
Swesey, Patrick ... 1973-75-76 ... TE

T

Talbot, Chris ... 1958-59 ...
Tanyi, Lanston ... 2012 ... DE
Tarver, Larry ... 1970-71-72-73 ... FB
Tarver, Mel ... 1973 ...
Tashiro, Josh ... 2011 ... OL
Tavener, Caryl ... 1941-42-45 ... L
Tavener, William ... 1951-52-53-54 ... G
Tayler, Thomas ... 1965 ... HB
Taylor, Amos ... 1931 ... G
Taylor, Dee ... 1949-50 ... C
Taylor, Demontrie ... 2015 ... LB
Taylor, Jeff ... 2016-17-18-19 ... OL
Taylor, Jim ... 1982-83 ... DB
Taylor, Richard ... 1910 ...
Taylor, Willie ... 1995-96-97-98 ... LB
Tedford, Ben ... 2010-11 ... TE
Tejeda, Andy ... 1985 ... P
Templer, Tom ... 1978-79-80-81 ... P
Teofilo, Jedidiah ... 2012 ... LB
Terry, Jonathan ... 2020-21 ... K
Terry, Myron ... 1995-96-97-98 ... DB
Tesone, Ron ... 1985-86-87 ... CB
Tew, Larry ... 1954-55-56-57 ... G
Thenell, Tom ... 1981-82 ... OB
Thomas, Arlen ... 1953-54 ... RB
Thomas, Earlie ... 1967-68-69 ... CB
Thomas, Jaylen ... 2019-21-22 ... RB
Thomas, John ... 1956 ... G
Thomas, Matt ... 2023 ... DL
Thomas, Momo ... 2008-09-11-12 ... CB
Thomas, Pete ... 2010-11 ... QB
Thomas, Purdom ... 1960-61-62 ... G
Thomas, Tre ... 2015-16-17-18 ... LB
Thomas, Wallace ... 1999-00-01-02 ... DE
Thomison, Donald ... 1958-59-60 ... E
Thompkins, Al ... 1991 ... OT
Thompson, Darnell ... 2016-17 ... DL
Thompson, Darryl ... 1970-71 ... B
Thompson, Deron ... 2014-15 ... RB
Thompson, Ezra ... 2010 ... DB
Thompson, Floyd ... 1945 ...
Thompson, Gary ... 1985-86-88-89 ... LB
Thompson, Herbert ... 1915-16 ... T
Thompson, Keith ... 1946-47-48 ...
Threatt, Curtis ... 1961-62 ... T
Thuelin, Paul ... 1938-39 ... G
Thurston, Paul ... 2016 ... OL
Tiedgen, Zach ... 2009-11-12 ... DE
Tillman, Greg ... 1980-81 ... DB
Tillman, Tim ... 1992-93 ... TE
Tinsman, Earl ... 1924-25 ... E
Tippeconnic, Eric ... 1987-88-89-90 ... LB
Tipton, Kurt ... 1981 ... WR
Tisdale, Jason ... 1991 ... FL
Toliver, John ... 1931-32-33 ... HB
Tolos, Chris ... 1941 ... G
Tomlin, Floyd ... 1931 ... QB
Tonga, Calvin ... 2012-13 ... DT
Torgerson, Bruce ... 1968-69-71 ... C
Torrey, John ... 1919- 21-22-23 ... E
Torzala, Dan ... 1969-70 ... K
Townsend, Charles ... 1932-33 ... E
Toyne, Llewellyn ... 1925 ...
Tracey, James ... 1971-72-73-74 ... OC
Trammell, Steve ... 1995-96-97 ... DE
Treacy, John ... 2003-04 ... LS
Treffeisen, Fred ... 1923-24-25 ... G
Troxell, Wade ... 1974-75-76-77 ... OC
True, Harry ... 1901-02 ... QB
Trumblee, Jim ... 1978 ... TE
Trumper, Rod ... 1985-86-87 ... SS
Tubbs, James ... 1957 ...
Tucci, Alex ... 2012 ... DL
Tufte, Steve ... 2002 ... DB
Tuioti, Teivis ... 2022-23 ... DL
Tuitele, Ula ... 1996-97-98-99 ... LB
Turner, Fred ... 1903 ... FB
Turner, Geoff ... 1996-97 ... WR
Turner, Paddy ... 2022-23 ... P
Turner, Paul ... 1993-94-95-97 ... WR
Turner, Russell ... 1962 ... G
Tyler, John ... 1936 ... G/T
Tyler, Mark ... 1987-88 ... K
Tymkovich, Michael ... 1949-50-51 ... C
Tymkovich, William ... 1948-49-50 ... T
Tyrrell, Todd ... 1984-85-86-87 ... SE

U

Udofia, Willie ... 2013-14 ... DB
Ueland, Jon ... 1998-99 ... WR
Uhl, Derrek ... 1995-96-97-98 ... TE
Ulaszek, Tony ... 1992-93-94 ... DT
Unrein, Terry ... 1981-82-84-85 ... DT
Upton, Jack ... 1977-78 ... TE

V

Vaden, Jordon ... 2013-14-15-16 ... WR/CB
Van Dyke, Dean ... 1932-34-35 ... C/T
Van Dyke, Robert ... 1966-67 ... DE
Van Horn, Kyle ... 2006-07 ... RB
Van Lant, John ... 2001-02 ... OL
Van Pelt, Bradlee ... 2001-02-03 ... QB
Van, Ronald ... 1969 ...
Vance, Alvin ... 1941-42 ... B
VanderMolen, Chad ... 2009-11 ... K
Vasey, Robert ... 1950-55-56 ... T
Vaughn, Eric ... 1995-96-97-98 ... DE
Vaughn, Sterling ... 1929-30-34 ...
Vaughn, William T. ... 1928-29-30 ... FB
Verdugo, Kevin ... 1989-90-91 ... QB
Vernon, Gary ... 1968-70-71 ... OG
Verti, Robert ... 1967-68-69 ... WB
Vickers, Carlyle ... 1925-26-27 ...
Vickers, David ... 1999-00-01-02 ... DB
Vinson, Dominique ... 2010-11-12 ... DB/WR
Vivens, A'Jon ... 2020-21 ... RB
Volz, Leonard ... 1933-34-36 ... HB
Vomhof, Bob ... 2004-05-06-07 ... DE
Vomhof, Michael ... 2001-04 ... DE
Votaw, James ... 1970-71 ... S

W

Wa-Kalonji, Mukendi ... 2022-23 ... DL
Wade, Adam ... 1999-01-02 ... LB
Wade, William ... 1959-60 ... QB
Wagner, Julius ... 1923-24-25 ... G
Wagner, Rex ... 1946 ...
Wagner, William ... 1932-33-34-35 ... HB/E
Waite, David ... 1974-75 ... LB
Waite, Robert ... 1974-75-76 ...
Waldvogel, Donald ... 1948-49-50 ...
Walker, Jaden ... 2017 ... S
Walker, Johnny ... 2004-05-06-07 ... WR
Walker, Louie ... 1972-73 ... MLB
Walker, Robert ... 1957 ...
Walker, Steven ... 2014-15 ... TE
Walker, Tristan ... 2003-04-05-06 ... RB
Wallace, Adam ... 1995-96 ... OL
Wallace, Thomas ... 1970-72-73 ... FB
Waller, Michael ... 1969 ... DT
Wallington, Bill ... 1923 ... HB
Walt, Ivan ... 1928-29-30 ... G
Walt, Lewis ... 1932-33-34 ... G/T
Walter, Tim ... 2006-07-08-09 ... C
Walter, Wayne ... 1956 ... HB
Walters, Jermaine ... 2006-07 ... DB
Walters, Lee ... 1948-49-50 ... C
Ward, Brandon ... 1991 ... DT
Ward, Rick ... 1991-92 ... LB
Ward, Van ... 1992-93-94-95 ... FB
Warnock, Duane ... 1942-46-47 ... L
Warren, Dennis ... 1974-75 ... LB
Washington, Damon ... 1995-96-97-98 ... FB
Washington, Harry ... 1975-76 ... WR
Washington, Melvin ... 1975-76 ... DC
Wasson, Benjamin ... 1971 ... OG
Watkins, Royal ... 1973 ... RB
Watson, E.J. ... 1993-94-95 ... FB
Watson, Josh ... 2015-16-17-18 ... LB
Watson, Scott ... 1978-79 ... LB
Watson, William ... 1937-38-39-40 ... B
Wayker, Charles ... 1954-55-56 ... FB
Weaver, James ... 1962-63-64-65 ... C
Webb, Phil ... 1969-70 ... CB
Webber ... 1985 ... CB
Weber, Chase ... 2004-05-06 ... DB
Weber, Robert ... 1951-52-53-54 ... C
Webster, Albert ... 1911 ...
Webster, Daniel ... 1980-81 ... K
Weems, Matt ... 2010 ... TE
Weeter, Bruce ... 1965 ... WR
Wehlage, Gary ... 1985-86 ... SS
Wells, Tim ... 1987 ... CB
Wendel, Lewis ... 1936-37-38-39 ... C
Wesley, Barry ... 2018-19-20-21 ... OL
West, Alan ... 1969 ... SE
West, Raymond ... 1913-14-15 ... G
Wheelock, Mike ... 1980-81-82 ... OT
Wherry, Monty ... 1989-90 ... LB
White, Albert "Red" ... 1928-29-30 ... HB
White, James ... 1968-69-70 ... OE
White, Jordan ... 2014 ... TE
White, Mark ... 1957 ... HB
White, Wilbur "Little Red" ... 1932-33-34 ... HB
Whitehouse, Scott ... 1984-86-87-88 ... HB
Whitmer, Adam ... 1988-89-90-91 ... OG
Whittier, Ty ... 2008-09-10 ... DL
Wigle, Douglas ... 1921-22 ... G/T
Wilhelm, Kenneth ... 1948-49-50-51 ... HB
Wilk, Eric ... 1972-73-74-75 ... DS
Wilkinson, Daren ... 1995 ... QB
Wilkinson, DeAngelo ... 2007-09-10 ... CB
Williams, Alex ... 2008-09-10 ... LB
Williams, Bernie ... 1925-26-27 ...
Williams, Charles ... 1978-79 ... CB
Williams, Darryl ... 2005-06-07 ... DB
Williams, Eric ... 2013-14-15-16 ... RB
Williams, Gary ... 2021-22 ... TE
Williams, James ... 1964-65 ...
Williams, Jerome ... 2005-06 ... OL
Williams, Jordan ... 2022-23 ... TE
Williams, Keith ... 2019-20-21 ... OL
Williams, Lenzie ... 2000-01-02 ... DB
Williams, Preston ... 2018 ... WR
Williams, Roy ... 1991-92-93 ... DB
Williams, Wayne ... 1965-66-67-68 ... DL
Williams, Xavier ... 2014-15 ... WR
Willis, Frank ... 1956-57-58-59 ... HB
Willis, Sean ... 1988-89 ... SE
Wills, Doug ... 1984-85-86-87 ... DE
Wilmott, Carl ... 1973 ... LB
Wilson, Chase ... 2020-22-23 ... LB
Wilson, Curtis ... 2011-12-13 ... DL
Wilson, Dan ... 1986-87-88-89 ... WS
Wilson, Donald ... 1960 ...
Wilson, Frank ... 1913 ...
Wilson, James ... 1946-47 ...
Wilson, Larry ... 1980-81-82-83 ... FS
Wilson, Marcus ... 2017 ... WR
Wilson, Richard ... 1948-49-50-51 ... T
Wilson, Roland ... 1928-29-30 ... C
Wilson, Ronald ... 1958-59 ... QB
Wilson, Woodro ... 1912 ...
Winger, Tom ... 1940-41 ...
Winkoff, Herbert ... 1924, 26-27 ... HB
Winn, Gordon "Fire Chief" ... 1932-33-34-35 ... HB
Wise, Darius ... 2017-18 ... WR
Witcosky, Leonard ... 1939-40-41 ... T
Witt, John ... 2004-05 ... LB
Wohleuter, Dennis ... 1958-59-60-61 ... HB
Wolcott, Roger ... 1934-35 ...
Wolf, Casey ... 1997-98-99-00 ... DL
Wolf, Fred ... 1954-55-56-57 ... G
Wolf, Jack ... 1952-53-54 ...
Wolfe, Robert ... 1963-64-65-66 ... QB
Wood, Claude ... 1919-20 ... E
Wood, Daniel ... 1964-65 ... LB

Wood, Drew ..... 2000-01-02-03 ..... LB
Wood, Henry ..... 1911 .....
Wood, Warren ..... 1960 .....
Woodburn, Albert ..... 1936 ..... T
Woodbury, Mark ..... 2012 ..... RB
Woodhams, Don ..... 1930 .....
Woods, Micah ..... 2003 ..... LB/DL
Woods, Oliver ..... 1946-47-48 .....
Woods, Paul ..... 1937 ..... G
Woods, Thal ..... 1998-99-00-01 ..... DB
Woodward, Terry ..... 1937-38 ..... E
Woody, Eric ..... 1975-78-79 ..... LB
Woolen, Virgel ..... 1918 ..... E
Woolstenhulme, Cory ..... 1999-00 .... TE/HB
Work, Blair ..... 1949-51-52 ..... HB
Workman, Eli ..... 1994-95-96-97 ..... TE
Worthington, Robert ..... 1917-18- 19 ..... T
Wrenn, William ..... 1959-60-61-62 ..... QB
Wright, Beryl ..... 1940 ..... E
Wright, Dante ..... 2019-20-21 ..... WR
Wright, Grayden ..... 1928 .....
Wrochloff, Laurence ..... 1928 .....
Wurtz, Gene ..... 1946 .....
Wykert, Jeffie I. "Jack" ..... 1922 ..... HB
Wynn, Dexter ..... 2000-01-02-03 ..... DB

Y

Yarrington, Lyle ..... 1948-49-50 ..... T
Yemm, Matt ..... 2008-09-10-11 ..... WR
Yert, Todd ..... 1987-88-89-90 ..... FB
Yoes, Miles ..... 1921 ..... W
York, Douglas ..... 1961-62 ..... G
Young, Melville ..... 1931 ..... G
Young, Russell ..... 1906-07 ..... QB
Youtwey, Guy ..... 1941-42 .....
Yurosek, Derek ..... 1991-92-93 ..... OG
Yurosek, Michael ..... 1963-64-65 ..... E

Z

Zackery, Lorenzo ..... 1981-82 ..... DB
Zadeh, Reza ..... 1997 ..... DL
Zadigan, Jack ..... 2003 ..... TE
Zadigan, John ..... 1969 ..... OT
Zaleski, Gerald ..... 1951-52-55 ..... HB
Zampedro, Leo ..... 1959-60 .....
Zeller, Danny ..... 1973-74-75-76 ..... DC
Zendor, Perry ..... 1903 ..... G
Zenno, Terrence ..... 1993-94-96 ..... WR
Zerblis, Fred ..... 2013-14-15-16 ..... OL
Zick, Scott ..... 2008-09-10 ..... DB
Zubradt, Tim ..... 1982-83-84-85 ..... WS

Five-Time Lettermen

Babich, Fred ..... 1971-72-73-74-75 ..... TE
Carter, Cam'Ron ..... 2018-19-20-21-22 ..... LB
Crowell, Rick ..... 1996-97-98-99-00 ..... LB
Davis, Kevin ..... 2012-13-14-15-16 ..... LB
Jackson, Dequan ..... 2018-19-20-21-22 ..... LB
Jones, Emmanuel .... 2017-18-19-20-21 ..... DL
Kamara, Mohamed.. 2019-20-21-22-23 ..... LB/DL
Stonehouse, Ryan.... 2017-18-19-20-21 ..... P

A

Ackerley, Mike	Defensive Line	1973-79
Addazio, Louie	Offensive Line	2020-21
Allen, Larry	Tight Ends/H-Backs	1986-88
Anastasia, John	Backfield Coach	1957
Anderson, George	Head Freshman Coach	1923-24
	Assistant Coach	1925
Applewhite, Bryan	Running Backs	2015-17
	Running Backs/Recruiting Coordinator	2018-19
Armey, Charles	Defensive Coordinator	1973-75
	Linebackers	1976
	Offensive Coordinator	1977-79
Arnold, Dave	Special Teams/Tight Ends	2004-06
	Special Teams	2007

B

Bailey, Alex	Wide Receivers	2021
Baker, Lou	Backfield Coach	1962
Baldwin, Dave	Offensive Coordinator/TE	2012
	Offensive Coordinator/QB	2013-14
Ballard, Karl	Defensive Line	2005-06
Banks, Freddie	**Defensive Coordinator/DB**	**2022-24**
Bates, Gene	Special Teams	1974
Beake, John	Offensive Coordinator	1975
Beattie, Dan	Assistant Coach	1939
Bedford, Vance	Secondary	1987-92
Benton, John	Offensive Line	1995-2000
	Co-Offensive Coordinator/OL	2001-03
Bergman, Walter	Assistant Coach	1942
Best, Bill	**Offensive Line**	**2022-24**
Bibent, Maury	Defensive Coordinator	1970
Booth, Cody	Tight Ends	2020-21
Bounds, Phil	Linebackers	1982-83
	Inside Linebackers	1985
	Defensive Coordinator	1986
Bowman, Urban	Assistant	1964, 69
	Offensive Line	1964-65
	Defensive Line	1966-68
Brady, Robert	Assistant Freshman Coach	1928
Brown, Scott	Defensive Line	2008-10
Brumit, Jerry	Offensive Backs	1972
Brusse, Joe	Assistant Coach	1914-15
Bryant, Jamie	ST Coord./Safeties	2016-17
Budmayr, Jon	Offensive Coordinator/Quarterbacks	2021
Butler, Charles	Offensive Line	1972

C

Caddas, Chester	Defensive Coordinator	1979-81
Caley, William	Assistant Coach	1903
Carlson, J.	Assistant Coach	1905
Cartwright, Kit	Quarterbacks	1989-92
Chapman, Wayne	Linebackers	1971-72
Chinn, Dennis	Offensive Line	1973
Clark, Bernard	Linebackers	2011
Clough, Scott	Defensive Line	1985
	Inside Linebackers	1986-88
Collins, Bobby	Backfield Coach	1956
Conti, Fred	Defensive Coordinator	1971-72
Cosgrove, Kevin	Inside Linebackers	1989
Cox, Joe	Tight Ends	2016-19
Cowel, Bo	Assistant Coach	1946
Craver, Bill	Line Coach	1962-63
Cribari, Joe	Line Coach	1957-60
	Assistant	1961
	Freshman Coach	1962
	End Coach	1963
	Assistant	1964
	Defensive Backs	1965
	Head Freshman Coach	1966-68
	Assistant Coach	1969-71
Cronin, Sean	Linebackers	2020-21
Cross, Floyd	Assistant Coach	1915
	Assistant Freshman Coach	1925
	Head Freshman Coach	1927-36

D

Dalton, Kay	Offensive Coordinator	1987-88
Daniel, Clarence	Defensive Backs	1966-69
Davis, Bob	Freshman Coach	1956-57
Davis, James	Line Coach	1956
Davis, John	Head Freshman Coach	1937-38
	Assistant Coach	1939
DeBord, Mike	Offensive Centers/Guards	1990-91
Decker, E.L.	Assistant Coach	1913
Dede, Karibi "Kap"	Outside Linebackers/Nickels	2020-21
Delaney, Mick	Running Backs/Admin. Asst.	1993-97
	Running Backs	1998-2007
Dennison, Tim	Linebackers	1980-81
DiFede, John	Wide Receivers	1979
	Running Backs	1980-81
	Quarterbacks/Receivers	1982
Dole, Bill	Offensive Line	1980-81
Driscoll, Mark	Receivers	1977-78
	Quarterbacks	1979
Drury, Don	Defensive Line	1971-72
Duffie, Tim	Cornerbacks	2008-10
	Secondary	2011
Duncan, Mark	Line Coach	1947-52
	Backfield Coach	1953-54

E

Eastlack, Leon	Assistant Coach	1942
Ehlers, Tom	Outside Linebackers	1989-92
	Defensive Ends	1993-2004
Elder, Maurice	Assistant Coach	1942, 1945-46
Engleberg, Louis	Head Freshman Coach	1939
English, Marty	Co-Defensive Coordinator/LB	2012-14
	Linebackers	2015
	Defensive Coordinator/LB	2016-17

F

Fair, Terry	Cornerbacks	2015-17
Fairchild, Steve	Quarterbacks	1993-96
	Offensive Coordinator/Quarterbacks	1997-00
Finley, James	**Tight Ends**	**2022-24**
Fitch, Todd	Running Backs	1992
Foerster, Chris	Offensive Line	1985-87
Frazier, Derek	Offensive Line	2012-14
French, Larry	Linebackers/Ends	1967-68
Friend, Will	Offensive Coordinator/OL	2015-17
Frisbie, Otto	Head Freshman Coach	1915
Funk, Darrell	Special Teams/Tight Ends	2003
	Offensive Line	2004-07

G

Garvin, Jim	Freshman Line Coach	1962
Gerhart, Doug	Offensive Coordinator	1973-74
Gibson, Chase	Co-Special Teams Coordinator/LB	2018-19
Gilmore, Keith	Defensive Line	2018-19
Gough, John	Offensive Line	1974-78
	Offensive Coordinator	1979
Griffith, Clarence	Assistant Coach	1900, 1903
Guiton, Kenny	Wide Receivers	2020

H

Hammerschmidt, Dan	Wide Receivers	1996-2000
	Co-Offensive Coordinator/QB	2001-03
	Offensive Coordinator/QB	2004-06
	Co-Offensive Coordinator/QB	2007
	Wide Receivers/Passing Game	2010-11
Hammerschmidt, Jeff	Special Teams Coordinator/RB	2012-14
	Special Teams Coordinator/TE	2015
Hancock, John	Offensive Backs	1973-76
Hanks, Bill	Freshman End Coach	1962
Harper, Joe	Assistant	1961
Harris, Cleveland	Offensive Ends	1970-71
Hawkins, Herb	Head Freshman Coach/Recruiting	1973
	Varsity-Reserve Coach	1974
Heater, Chuck	Defensive Coordinator/ILB	1991-92
	Defensive Coordinator/Safeties	2020-21
Helow, George	Safeties	2018-19
Henington, Scott	Defensive Coordinator	1977-78
Hickey, Bill	Offensive Line	1966-69
Hill, Anthoney	Running Backs	2008-10
	Tight Ends	2011
Hillyer, Jim	Offensive Ends	1969
Hines, Ken	Linebackers	1973
Holtz, Skip	Wide Receivers	1989

J

Jancek, John	Defensive Coordinator	2018-19
Jermier, John	Linebackers	1969-70
Johnson, Jerry Bob	Quarterbacks Coach	1955
Johnson, Rick	Secondary	1982-83
Johnson, Dave	Offensive Coordinator/OL	2018-19
Jones, Nick	Co-Special Teams Coordinator/TE	2019

K

Keller, Ollie	Quarterbacks/Receivers	1976
Kerr, Larry	Defensive Coordinator	1993-94
	Defensive Coordinator/LB	1995-2002
	Asst. Head Coach/DC	2008-11

L

Lanham, Paul	End Coach	1962
	Backfield Coach	1963
	Assistant	1964
	Offensive Backs	1965-69
Lavan, Al	Offensive Ends	1972
Lavik, Rudy	Assistant Coach	1925-27
Lay, Dave	Offensive Line	1982-84
	Offensive Coordinator	1985-86
	Offensive Coordinator	1993-96
	Co-Offensive Coordinator/TE	2007
Lee, Ron	Defensive Backs	1993-2000
Letson, Ronnie	Quarterbacks	2015-17
	Asst. Head Coach/QB	2018-19
Lewis, Larry	Safeties/Special Teams	2008-10
	Running Backs/Special Teams	2011
Lewis, Eric	Cornerbacks	2018
Lisle, Sam	Wide Receivers	1980
Logo, Ricky	Defensive Line	2015-17
Lolotai, Al	Assistant Coach	1950
Loney, Steve	Asst. Head Coach/Tackles/TE	1989-92
Lubick, Marc	Wide Receivers	2005-07
	Tight Ends	2008-09
Lubick, Matt	Wide Receivers	2001-04
Lubick, Sonny	Offensive Coordinator/RB	1982-84
Lupfer, Greg	Defensive Line	2012-14
Lynch, Joey	Offensive Coordinator/QB	2020

M

MacDonald, Andy	Offensive Coordinator	1970-71
Magazu, Dave	Offensive Centers/Guards	1992
	Offensive Line	1993-94
Mangels, Art	Freshman Coach	1963
Mazzone, Noel	Quarterbacks/Receivers	1983-86
McDonald, Lora	Backfield Coach	1936-40
McGraw, Hersh	Assistant Coach	1956
McGraw, Thurman	Line Coach	1955-57
McMahon, Thom	Defensive Backs	1974-78
Meyer, Pat	Offensive Line	2008
	Offensive Line/Run Game	2009
	Offensive Coordinator/OL	2010-11
Meyer, Urban	Wide Receivers	1990-95
Moore, Thurmond	Defensive Line	1997-98
Morris, Glenn	Backfield Coach	1934-35
Moses, Jeremy	**Running Backs**	**2022-24**
Mullison, Don	Line Coach	1952-55
Mumme, Matt	**Associate Head Coach/QBs**	**2022-24**

N

Napier, Billy	Asst. Head Coach/Quarterbacks	2012
Ndulue, Chuka	**Defenseive Line**	**2024**
Nye, William	Assistant Coach	1918

O

Oltmann, Leon	Head Freshman Coach	1969

P

Paone, Al	Line Coach	1975
	End Coach	1976
Patton, Marcus	**Cornerbacks**	**2022-24**
Perkins, Anthony	Cornerbacks	2019-21
Perry, Tommy	**Special Teams Coordinator**	**2022-24**
Peterson, Greg	Off. Coordinator/Recruiting Coord.	2008-09
Pilapil, Adam	**Linebackers**	**2022-24**
Plese, Elliot	Assistant Freshman Coach	1957
	Freshman Coach	1958-61
Plutt, Phil	Assistant	1964
	Head Freshman Coach	1965

Q

Quinlan, Art	Assistant Coach	1945

R

Reed, Coach	Assistant Coach	1916-17
Richardson, Harold	Defensive Coordinator	1987-88
Rider, Craig	Offensive Line	1982
	Defensive Line	1983-84
	Outside Linebackers	1985-88
Riddle, Harvey	Assistant Freshman Coach	1924
Rollins, Bob	Assistant Freshman Coach	1954
Ryan, Joe	Backfield Coach	1927-33

S

Salem, Tim	Running Backs	1989-90
Sandahl, Al	Offensive Coordinator	1980-81
Sanders, Marvin	Secondary	2001-02
Saunders, Bill	Assistant Coach	1920-23
	Line Coach	1925-27
Savage, Chad	**Wide Receivers**	**2022-24**
	Recruiting Coordinator	
Schneider, Brian	Special Teams/Tight Ends	1997-2002
Schudel, Paul	Offensive Line	1970-71
Seeley, Brad	Offensive Line	1980
Shepardson, Charles	Assistant Coach	1919
	Head Freshman Coach	1920-22
	Assistant Coach	1924
Sidwell, Dave	Defensive Line	1980-81
Simmons, Al	Co-Defensive Coordinator/DB	2012-14
Skipper, Tim	Linebackers	2012
	Assistant Head Coach/LB	2013-14
Skladany, John	D. Tackles/Special Teams	1993-95
	Defensive Line/Special Teams	1996
Sloan, Gary	Defensive Coordinator/DT	1982
	Defensive Coordinator	1983
	Defensive Coordinator/DT	1984
	Defensive Coordinator/NT	1985
	Asst. Head Coach/Admin. Asst.	1986-88
Smith, Antoine	Defensive Line	2020
	Asst. Head Coach/Defensive Line	2021
Sneddon, Bob	Backfield Coach	1947-51
Stanard, Steve	Defensive Coordinator/LB	2003-07
Stroud, Todd	TE/FB/Recruiting Coordinator	2010
	Defensive Line	2011
Stubler, Rich	Offensive Assistant Coach	1978
	Secondary	1979-81
Summers, Tyson	Defensive Coord./Safeties	2015
Szabo, Steve	Defensive Coordinator/D. Line	1989
	Defensive Coord. /Inside LB	1990

T

Taylor, Eugene	Assistant Coach	1945
	Assistant Freshman Coach	1949
Tomlinson, Dick	Line Coach	1958-60
Trgovac, Mike	Defensive Line	1990-91
Troxel, Harry	Assistant Freshman Coach	1948

V

Valero, Art	Tight Ends	2013-14

W

Wagner, Julius	Line Coach	1927-41
	Head Freshman Coach	1947-55
Walch, Vernon	Freshman Backfield Coach	1962
Ward, James	Defensive Backs	2003-07
Weber, Bob	Assistant	1964
	Defensive Line	1965
	Assistant	1966
Wederquist, Craig	Defensive Line	1992
White, Brian	Sr. Assoc. HC/Running Backs	2020-21
Whitted, Alvis	Wide Receivers	2012-18
Whitworth, Rocky	Defensive Backs	1985-86
	Receivers	1987-88
Wilkinson, Daren	QBs/Asst. Recruit. Coord.	2008-11
Williams, Bill	End Coach	1957
Williams, Buddha	Defensive Line	2022-23
Williams, Jesse	Defensive Line	1999-2007
Williams, Jim	Assistant Freshman Coach	1955
Willis, Lenny	Running Backs	1991
Woods, Oliver	Backfield Coach	1958-60
	Assistant	1961
Wylie, Bob	Offensive Centers/Guards	1989

Y

Youngs, Ed	Defensive Line	1970



LARGEST CROWDS TO SEE **COLORADO STATE**

Date	Opponent	Att.	Result
Sept. 3, 2022	at Michigan	109,575	L, 7-51
Sept. 16, 2017	at Alabama	101,821	L, 23-41
Sept. 21, 2013	at Alabama	101,821	L, 6-31
Sept. 2, 1989	at Tennessee	93,652	L, 14-17
Sept. 19, 1981	at Tennessee	93,272	L, 0-42
Sept. 5, 1987	at Tennessee	92,921	L, 3-49
Sept. 11, 2004	at USC	85,521	L, 0-49
Sept. 15, 2018	at Florida	80,021	L, 10-48
Sept. 21, 1985	at LSU	78,491	L, 3-17
Sept. 14, 1991	at Nebraska	76,379	L, 14-17
Aug. 30, 2003	vs. Colorado*	76,219	L, 35-42
Sept. 5, 1998	vs. Colorado*	76,036	L, 14-42
Sept. 25, 1993	at Nebraska	75,625	L, 13-48
Sept. 28, 1996	at Nebraska	75,575	L, 9-65
Aug. 31, 2002	vs. Colorado*	75,531	W, 19-14
Sept. 1, 2001	vs. Colorado*	75,022	L, 14-41
Sept. 1, 2017	vs. Colorado*	73,932	L, 3-17
Sept. 4, 1999	vs. Colorado*	73,438	W, 41-14
Sept. 17, 1988	at Arizona State	70,822	L, 17-28
Aug. 31, 2018	vs. Colorado*	70,158	L, 13-45

** - Game played in Denver*

Home Attendance Records

Season	Record	Avg.	Att.	Top Crowd (Opponent)
1968	0-5	18,603	93,013	28,909 (Air Force)
1969	3-2	14,342	71,710	29,317 (BYU)
1970	3-2	20,936	104,682	24,480 (Wyoming)
1971	2-3	17,090	85,448	25,101 (Arizona State)
1972	1-4	19,481	97,404	23,221 (Air Force)
1973	2-4	22,900	114,501	27,103 (Utah State)
1974	3-1-1	20,476	102,379	24,472 (Nevada)
1975	2-3	21,500	107,499	28,191 (Arizon State)
1976	4-1	23,032	115,159	32,572 (Wyoming)
1977	5-1	21,424	128,546	29,110 (BYU)
1978	2-3	22,295	111,476	28,651 (Wyoming)
1979	2-3	22,439	112,196	27,257 (Utah)
1980	3-2	24,944	124,722	31,087 (Wyoming)
1981	0-5	18,792	93,961	25,257 (San Diego State)
1982	3-2	23,851	119,253	28,652 (Wyoming)
1983	4-1	22,521	112,607	28,652 (Air Force)
1984	2-3	23,295	116,473	28,671 (BYU)
1985	3-2	18,622	93,112	26,881 (BYU)
1986	4-1	22,701	113,507	31,856 (Wyoming)
1987	1-4	23,549	117,743	38,129 (Colorado)
1988	1-4	26,205	131,025	33,979 (Colorado)
1989	2-2-1	24,835	124,174	30,955 (Air Force)
1990	6-0	26,577	159,461	30,111 (Wyoming)
1991	2-3	25,062	125,309	31,977 (Air Force)
1992	2-4	18,876	113,258	25,307 (Utah)
1993	3-2	22,000	110,000	24,093 (Air Force)
1994	5-1	31,299	187,796	39,107 (Utah)
1995	3-2	27,973	139,867	36,650 (BYU)
1996	4-2	28,885	173,308	36,371 (Colorado)
1997	4-1	29,795	148,973	34,071 (Air Force)
1998	3-1	31,292	125,169	34,320 (Wyoming)
1999	4-1	27,577	137,884	32,011 (Air Force)
2000	5-0	27,533	137,663	31,700 (UNLV)
2001	3-2	27,563	137,814	31,580 (Fresno State)
2002	4-1	30,461	152,307	32,151 (Wyoming)
2003	4-2	30,631	183,786	32,701 (Air Force)
2004	3-3	27,296	163,776	33,501 (Minnesota)
2005	4-1	29,347	146,737	32,801 (Wyoming)
2006	2-3	24,183	120,916	32,841 (UNLV)
2007	2-4	21,794	130,762	27,930 (San Diego State)
2008	4-2	21,008	126,046	27, 130 (TCU)
2009	2-4	23,643	141,856	30,499 (Utah)
2010	3-2	22,400	111,998	30,753 (UNLV)
2011	1-5	21,867	131,202	30,027 (Boise State)
2012	3-3	19,250	115,501	25,814 (Fresno State)
2013	4-2	18,600	111,598	26,022 (San Jose State)
2014	6-0	26,575	159,450	32, 546 (Utah State)
2015	3-3	24,917	149,500	32,546 (Air Force)
2016	5-1	27,600	165,598	33,500 (Wyoming)
2017	4-2	32,062	192,369	37,583 (Oregon State)
2018	2-4	29,504	177,025	36,514 (New Mexico)
2019	2-4	23,338	140,025	29,767 (San Diego St.)
2020	1-0	n/a	n/a	n/a
2021	1-5	27,096	162,577	34,780 (San Jose St.)
2022	2-4	26,891	161,345	35,009 (Utah State)
2023	4-2	26,509	159,054	34,091 (Boise State)

Record in Canvas Stadium (2017-Pres.): 16-21 (.432)
Record in Hughes Stadium (1968-2016): 146-114-2 (.561)

Total Attendance in Canvas Stadium: 992,395
Total Attendance since 1968: 7,190,520

LARGEST CROWDS **IN FORT COLLINS**

Date	Opponent	Att.	Result
Oct. 22, 1994	Utah	39,107	L, 31-45
Oct. 3, 1987	Colorado	38,129	L, 16-29
Aug. 26, 2017	Oregon State	37,583	W, 58-27
Oct. 14, 2017	Nevada	36,765	W, 44-42
Oct. 13, 2018	New Mexico	36,514	W, 20-18
Sept. 7, 1996	Colorado	36,371	L, 34-48
Nov. 5, 1994	Wyoming	35,514	W, 35-24
Oct. 15, 2022	Utah State	35,009	L, 13-17

COLORADO STATE FOOTBALL **STADIUM TIMELINE**

Name	Years Active
Durkee Field	1899-1911
Colorado Field	1912-1967
Hughes Stadium	1968-2016
Canvas Stadium	2017-Pres.

Hughes Stadium (1968-2016)

Hughes Stadium was located at the base of the foothills of the Rocky Mountains, about three miles west of the main campus area and in one of the most scenic settings to be found anywhere. The facility sat just below the iconic Aggie "A", freshly painted every year by freshmen football players and other campus volunteers.

Opened in 1968, the venerable stadium underwent several upgrades over the decades, including a major renovation between 2003 and 2006.

In 2003, the Bohemian Foundation contributed $15.2 million to the Colorado State athletic department. The majority of that gift was focused on improving Hughes Stadium. Over a three-year period, the facility received a spectacular new west tower, containing club seating, luxury suites and a new press box. CSU also enclosed the north end zone, increasing capacity to 32,500.

The final phase of the renovations focused on that surface itself. The field underwent a $1.33 million makeover prior to the 2006 season, when Colorado State installed FieldTurf, the revolutionary, rubberized surface used by several NFL and major college football venues across the country.

Hughes closed after 262 games, with the final one being a 49-31 victory over New Mexico on Nov. 20, 2016, securing bowl-eligibility for the Rams.

CSU's final record at Hughes: 146-114-2 (.561).

Hughes Stadium was knocked down in the spring of 2018.



Colorado Field (1912-67)

In 1910, the site of a college experiment station that grew potatoes was identified as the location where the future athletic field should be built. After two years of lobbying and with the support of college president Charles Lory, construction began on May 23, 1912. Students and faculty, including Lory, removed rocks and planted seed to build the first college football field in Colorado with grass.

Play began in the fall of 1912, after 1,000-seat grandstands were added by the beginning of football season. A cinder track around the field was added in 1914, since Harry Hughes was also the track coach.

In September 1912, the school built a clubhouse just east of the railroad tracks on what is now University Avenue, providing locker rooms and showers for both the Aggies and visiting players. Coupled with the outstanding grass surface and clubhouse, the state-of-the-art football stadium was the envy of the region and helped the Aggies to win eight conference championships over the next 25 years. The ninth and final conference championship team to play on Colorado Field was in 1955.

Over the 55 years Colorado Field served the Aggies, larger grandstands were built and bleachers were added on the east side and end zones. Today, Jack Christiansen Track, home to CSU's outdoor track and field squads and named after the Pro Football Hall of Famer, stands on the site where Colorado Field once graced the CSU campus.

In 1961 the university conducted a study to determine whether to turn Colorado Field into a major-college football stadium, or replace it with a new venue on the foothills campus. Because of traffic concerns and the facility's location in the center of Fort Collins, officials opted to construct a new stadium west of town, at the foothills. The last varsity game played on Colorado Field was in 1967, shortly before its demolition.

Durkee Field (1899-1911)

While little is known about the program's home grounds in 1893 and 1894, when the school's new college athletic organization resurrected football in 1899, the team's first official field was constructed in the spring of 1899. In May 1899, the area between Agricultural Hall and the Chemical Building (where Glenn Morris Field House sits today) was cleared of trees and drained of water. The ground was then graded to make a flat playing surface. With the railroad tracks on the west and South College Avenue on the east, this low-lying ground was actually a natural streambed, which is marked today by a tunnel under the railroad tracks. This stream becomes active when torrents of rain wash through the campus, such as the devastating flood of 1997. The newly reformed football team of 1899 played the first games here on a playing surface made up of primarily dirt and rocks.

In 1901, a graduate from the Class of 1900 named Charles Durkee donated money for a tall wooden fence, erected on three sides of the field with the railroad tracks acting as a barrier for the fourth side. The barriers helped keep non-paying fans out better than the military cadets (the previous system for chasing off freeloaders). In return for his fence, the college named the athletic grounds Durkee Field. Bleachers were later added for spectators to watch games and military drills. The facility was described by former players and head coach Harry Hughes as horrible to walk on, let alone play football. That stream would reappear during wet weather and ran through the playing field during some games.

Hughes' first football season of 1911 marked Durkee's last season of hosting football. When the rules of football changed to standardize the 100-yard field, Hughes used that opportunity to build a better field for his athletes. The military continued to drill on Durkee for several years, and tennis courts were later added for women's athletics. But in 1925, ground was broken for a new gym and fieldhouse that opened in 1927 and still stands there today.

Mascot History (Courtesy: John Hirn)

During the 62 years of the "Aggie Era" the college had different mascots that identified the school, however it was not until the 1959 that Colorado State University "officially" adopted the Ram as their mascot. In the earliest days of football there was never any mention of an official or unofficial mascot until 1912 when a dog showed up on campus.

The Colorado Aggie-Bulldogs?

Sometime around 1912 a student named Floyd Cross purchased an English Bulldog that eventually roamed around the Colorado Agricultural College campus. Students would feed the dog peanuts and he was taken to football games, adopted by Battery A and attended other athletic events. By all accounts he was very well liked by all of the Aggie students. In April or May of 1918 Peanuts was found dead. The Aggies were never referred to as the Bulldogs during Peanuts' status as mascot.

Billy Hughes and a Bear (below)

The 1919 Aggie football team had Billy Hughes listed as the school's official mascot. The son of coach Harry Hughes was about 6-years old when he served as the team's "mascot". Little Billy did not last long as the school mascot and was probably given the status because he attended the games and the students wanted a replacement after the loss of Peanuts.

The 1919 team also shows a bear cub as the school mascot in their championship team photo. Little is known about this bear, where it came from or even its name.

CAM THE **RAM FACTS**

CAM is the official Colorado State University mascot.
CAM stands for Colorado A&M, the University's previous name.
CAM is a domesticated breed of sheep known as a Rambouillet.
CAM is cared for and trained by the Ram Handlers, a volunteer group of students.
CAM is supported by the Alumni Association and by donations to the CAM Forever Fund.

This photo, taken during an Oct. 18, 1919 game between the Colorado Agricultural College Aggies and Utah, features a black bear cub laying calmly on the sidelines. The cub, which is inside the fence and very securely tethered to a certainly sturdy wood pole, was the Aggies' unofficial mascot during the 1919 season.

The bear disappeared as quickly as it arrived and for the next 26 years the Aggies did not have a mascot associated with the school; officially or unofficially.

Coaching Records

By Season

Coach	Years	W	L	T	Pct.
Jay Norvell (2022-Pres.)	2	8	16	0	.333
Steve Addazio (2020-21)	2	4	12	0	.250
Mike Bobo (2015-2019)	5	28	35	0	.444
Dave Baldwin (2014)	****	0	1	0	.000
Jim McElwain (2012-14)	3	22	16	0	.579
Steve Fairchild (2008-11)	4	16	33	0	.327
Sonny Lubick (1993-2007)	15	108	74	0	.593
Earle Bruce (1989-92)	4	22	24	1	.479
Leon Fuller (1982-88)	7	25	55	0	.313
Chester Caddas (1981)	***	0	6	0	.000
Sark Arslanian (1973-81)	9	45	47	4	.490
Jerry Wampfler (1970-72)	3	8	25	0	.242
Mike Lude (1962-69)	8	29	51	1	.364
Don Mullison (1956-61)	6	19	40	1	.325
Bob Davis (1947-55)	9	54	33	2	.618
Julius Wagner (1942; 1945-46)	3	8	11	1	.425
Harry Hughes (1911-41; 1946)	31(**)	126	96	18	.563
George Cassidy (1910)	1	0	5	0	.000
Claude Rothgeb (1906-09)	4	3	11	1	.233
John McIntosh (1904-05)	2	4	8	1	.308
Matt Rothwell (1903)	1	5	1	0	.833
Clarence Griffith (1901-02)	3	2	5	2	.333
George Toomey (1900-01)	1(*)	1	3	0	.250
W.J. Forbes (1899)	1	0	2	1	.167

By Wins

Coach	Years	W	L	T	Pct.
Harry Hughes (1911-41; 1946)	31	126	96	18	.563
Sonny Lubick (1993-2007)	15	108	74	0	.593
Bob Davis (1947-55)	9	54	33	2	.618
Sark Arslanian (1973-81)	9	45	47	4	.490
Mike Lude (1962-69)	8	29	51	1	.364
Leon Fuller (1982-88)	7	25	55	0	.313
Mike Bobo (2015-19)	3	24	27	0	.471
Jim McElwain (2012-2014)	3	22	16	0	.579
Earle Bruce (1989-92)	4	22	24	1	.479
Don Mullison (1956-61)	6	19	40	1	.325
Steve Fairchild (2008-11)	4	16	33	0	.327
Jay Norvell (2022-Pres.)	2	8	16	0	.333
Jerry Wampfler (1970-72)	3	8	25	0	.242
Julius Wagner (1942; 1945-46)	3	8	11	1	.425
Matt Rothwell (1903)	1	5	1	0	.833
Steve Addazio (2020-21)	2	4	12	0	.250
John McIntosh (1904-05)	2	4	8	1	.308
Claude Rothgeb (1906-09)	4	3	11	1	.233
Clarence Griffith (1901-02)	3	2	5	2	.333
George Toomey (1900-01)	1	1	3	0	.250
W.J. Forbes (1899)	1	0	2	1	.167
Dave Baldwin (2014)	****	0	1	0	.000
Chester Caddas (1981)	***	0	6	0	.000
George Cassidy (1910)	1	0	5	0	.000

* *Toomey entered 1901 as the team's coach before resigning*
** *Hughes served as interim coach for a portion of the 1946 season*
*** *Caddas replaced Arslanian as interim coach for the final half of the 1981 season.*
**** *Baldwin replaced McElwain as interim coach for the bowl game.*

Victories (540)

No.	Date	Score	Opponent	Place
1	Jan. 28, 1893	24-16	Longmont Academy	Fort Collins, Colo.
50	Oct. 16, 1920	42-0	Wyoming	Fort Collins, Colo.
100	Oct. 4, 1929	20-7	Wyoming	Fort Collins, Colo.
150	Nov. 3, 1945	25-14	Northern Colorado	Fort Collins, Colo.
200	Oct. 1, 1955	20-19	Denver	Fort Collins, Colo.
250	Oct. 12, 1968	37-15	Wichita State	Wichita, Kansas
300	Oct. 20, 1979	37-3	San Diego State	Fort Collins, Colo.
350	Sept. 26, 1992	17-14	LSU	Baton Rouge, La.
400	Oct. 10, 1998	34-7	Tulsa	Fort Collins, Colo.
450	Sept. 24, 2005	42-21	Nevada	Fort Collins, Colo.
500	Nov. 22, 2014	58-20	New Mexico	Fort Collins, Colo.

Losses (616)

No.	Date	Score	Opponent	Place
1	Jan. 7, 1893	8-12	Longmont Academy	Longmont, Colo.
50	Oct. 18, 1913	7-16	Colorado	Fort Collins, Colo.
100	Oct. 27, 1934	9-27	Colorado	Boulder, Colo.
150	Oct. 25, 1947	7-14	Colorado	Fort Collins, Colo.
200	Oct. 10, 1959	0-29	Wyoming	Laramie, Wyo.
250	Nov. 25, 1965	20-48	Tulsa	Tulsa, Okla.
300	Oct. 13, 1973	18-34	Utah State	Fort Collins, Colo.
350	Nov. 28, 1981	6-59	Hawai'i	Honolulu, Hawai'i
400	Oct. 8, 1988	7-42	BYU	Provo, Utah
450	Sept. 17, 1998	27-30	Air Force	USAFA, Colo.
500	Oct. 13, 2007	21-45	Air Force	Fort Collins, Colo.
550	Nov. 23, 2013	0-13	Utah State	Logan, Utah
600	Nov. 27, 2021	10-52	Nevada	Fort Collins, Colo.

First win in Hughes Stadium: Sept. 27, 1969 vs. Wichita State (50-21)
First win in Canvas Stadium: Aug. 26, 2017 vs. Oregon State (58-27) | Opening game in stadium
First win over a ranked opponent: Oct. 19, 1966 vs. No. 10 Wyoming (12-10)
First bowl win: Dec. 29, 1990 vs. Oregon (32-31) | Freedom Bowl - Anaheim, Calif.
First win as a ranked team: (24) Oct. 1, 1994 at New Mexico (38-31)



SONNY LUBICK

Head Coach, 1993-2007
Four-time Conference Coach of the Year
Six Conference Titles
Nine Bowl Games

Colorado State's football program attained previously unknown heights during head coach Sonny Lubick's 15 seasons. During that time, Lubick created a standard for excellence never before evident during the previous 94-year history of the football program. Since taking over a program that had won just 47 games in 11 seasons with just two bowl appearances prior to his arrival in 1993, Lubick guided the Rams' program to elite status nationally.

For example:

» CSU played in nine bowl games, more than any other league institution from 1994-2007;

- Colorado State won or shared six conference titles from 1994-2007, more than any other Mountain West member over that period;
- CSU played in nine bowl games, more than any other league institution from 1994-2007;
- The Rams ranked among the Top 20 teams in the nation in total victories since 1997;
- Lubick ranked among the Top 20 NCAA Division I FBS active coaches in career wins at the end of 2007;
- Colorado State placed among the leaders in MWC victories since the conference came into being in 1999;
- The Rams seven times won eight or more games in a season. » Four times – the first four times in school history – CSU won 10 or more games.

Lubick ushered in by far the most successful era in the history of CSU football. His fingerprints can be seen on the results on the field as well as at the turnstiles. Not only were the Rams perennial postseason competitors under Lubick, but nine of the top 10 seasons in total attendance in school history came during his reign. Additionally, eight of the 10 largest single-game crowds in CSU history through 2007 came during his time at the helm. Lubick also joined another elite list of coaches including Joe Paterno, Bobby Bowden, and Frank Beamer, in 2005 as active Division I-A coaches with 100 or more career wins at their current institutions. The group includes only nine members.

Interest and support of CSU's program had never been greater. The 2006 season marked the completion of an 18-month project to renovate and expand Sonny Lubick Field at Hughes Stadium. The project was made possible through a $15.2 million gift by the Bohemian Foundation, with a caveat the stadium's playing surface be named in Lubick's honor. The project included the installation of 4,400 new seats, the renovation of the press box and club seating area, and the addition of 12 luxury suites – each of which were sold prior to the beginning of the 2005 season. Prior to the 2006 season, a new artificial playing surface was installed to complete the renovation. The playing surface at CSU's new Canvas stadium, which opened in 2017, also bears the name Sonny Lubick Field, thanks to an anonymous donation made in March 2016.

THE SONNY LUBICK **FILE**

Born: March 12, 1937
Wife: Carol Jo
Children: Matt (1/26/1972) and Marc (11/13/77) and daughter Michelle (1/4/73)
Education: Christian Brothers High (Butte, Mont.), 1955 Western Montana, 1960; Montana State, 1978

LUBICK'S LEDGER

- 15 seasons at Colorado State.
- 2nd-winningest coach in school history
- Four-time Conference Coach of the Year: 1994, '97, '99, and 2000
- Three final Top 25 rankings: 1994 (15th); 1997 (16th); 2000 (14th)
- Inducted into Colorado State Sports Hall of Fame, 1998
- Inducted into Colorado Sports Hall of Fame, 2009
- Six conference titles and nine bowl game appearances from 1994-2007
- Five All-Americans, seven Academic All-Americans, 61 first-team all-conference selections, 112 academic all-conference selections, 40 postseason all-star game performers, more than 40 professional signees.
- Six conference players of the year.

COACHING CAPSULE

Year	School	Record	Conf.	Postseason
2007	Colorado State	3-9	2-6/T-7th	
2006	Colorado State	4-8	1-7/T-8th	
2005	Colorado State	6-6	5-3/T-2nd	Poinsettia
2004	Colorado State	4-7	3-4/T-4th	
2003	Colorado State	7-6	4-3/3rd	San Francisco
2002	**Colorado State**	**10-4**	**6-1/1st**	**Liberty**
2001	Colorado State	7-5	5-2/2nd	New Orleans*
2000	**Colorado State**	**10-2**	**6-1/1st**	**Liberty***
1999	**Colorado State**	**8-4**	**5-2/T-1st**	**Liberty**
1998	Colorado State	8-4	5-3/3rd	
1997	**Colorado State**	**11-2**	**7-1/1st**	**Holiday***
1996	Colorado State	7-5	6-2/2nd	
1995	**Colorado State**	**8-4**	**6-2/1st**	**Holiday**
1994	**Colorado State**	**10-2**	**7-1/1st**	**Holiday**
1993	Colorado State	5-6	5-3/4th	
	CSU Totals	***108-74***	***73-41***	
1981	Montana State	3-7	1-6/7th	
1980	Montana State	4-6	3-4/6th	
1979	**Montana State**	**6-4**	**6-1/1st**	
1978	Montana State	8-2	4-2/2nd	
	MSU Totals	***21-19***	***14-13***	
	Career Totals	**129-93**	**87-54**	

* Indicates won bowl game

Career Resume

- 1993-2007: Colorado State (Head Coach)
- 1988-92: Miami (Fla.) (Defensive Coordinator)
- 1985-88: Stanford (Assistant Coach)
- 1982-84: Colorado State (Offensive Coordinator)
- 1978-81: Montana State (Head Coach)
- 1970-77: Montana State (Assistant Coach)

All-Star Coaching

- 2001: Hula Bowl All-Star Game
- 1995: East-West Shrine Game

The success enjoyed by the Rams' program under Lubick's watch touched the entire athletic department. For instance, during his tenure, CSU was able to:

- Renovate and expand Hughes Stadium ($15.2 million).
- Acquire a $200,000 gift from former CSU all-star and NFL All-Pro linebacker Joey Porter, who played for Lubick in the 1990s and a gift of $75,000 from former defensive end and 10-year NFL veteran Brady Smith for program enhancements.
- Secure funding and build the McGraw Athletic Center ($5.5 million), completed in 1999, which houses offices for every athletic department staff member, includes an academic support center, athletic marketing, promotions, and ticket offices, and breakout rooms for football position meetings, as well as a 125-seat auditorium for team meetings and special functions.
- Renovate Moby Arena ($4.5 million) in 1998 as part of the McGraw Center project.

Those projects alone totaled more than $25 million, made possible in large part by the success that CSU's football program enjoyed after Lubick's arrival.

Lubick cared deeply about the people around him, particularly the program's student-athletes and his staff members. He carefully built CSU's programs into one of the nation's best using a time-tested philosophy:

- **Responsibility:** Each member of the Rams' program was responsible for his actions and the impact on the success of the team.
- **Character:** Lubick placed a premium on student-athletes who display integrity and honesty.
- **Respect:** Earning respect among peers, fans, and colleagues remained more important to the veteran coach than gaining popularity from those groups.
- **Perspective:** Remaining on an even keel, win or lose. Lubick had those in the program focused on the goal ahead.

Lubick's impact was felt not only in the football program or athletics department, but across the university and throughout the community:

- He was named the Sports Illustrated Coach of the Year in 1994 after leading CSU to a 10-2 record.
- In 2003, Lubick was named one of four national finalists for the Eddie Robinson Coach of Distinction Award for his community service work.
- Also in 2003, the Rams' coach was recognized by the American Diabetes Association-Colorado Chapter as "Father of the Year."
- He was an annual contributor and participant in several local and national charities including St. Jude's Children's Hospital.
- In May of 2005, he was named Citizen of the Year by the Fort Collins Board of Realtors;
- Lubick and his family were honored by a local charitable organization in the winter of 2006 for their commitment and dedication to the northern Colorado community.
- In January of 2007, Lubick was named the Collins Award winner, given annually to a local figure that exemplifies leadership and service to the Fort Collins Community by the local chamber of commerce.

Lubick remained staunch in his belief a family approach was one of the reasons for Colorado State's success during his tenure. Four of his 2007 coaching staff members – Tom Ehlers, Darrell Funk, Dan Hammerschmidt, and his son Marc – either played or coached under Lubick during his first stint in Fort Collins or his return beginning in 1993. Marc joined the staff in 2005 after time with the St. Louis Rams. He replaced his older brother, Matt, who departed for a position at the University of Mississippi. Assistants Mick Delaney and Dave Arnold both coached alongside Lubick at Montana State. Steve Stanard and James Ward had previous ties to long-time Lubick colleagues, while Jessie Williams was on the same coaching staff as Matt Lubick.

Further testament to his belief in a family atmosphere took place after every home game. After conducting his postgame news conference and greeting wife Carol Jo, Lubick always was embraced by his three young grandchildren – Matthew, William and Emma – children of his daughter, Michelle, and son-in-law Gerard Boyle. Lubick's smile while embracing his three youngest Rams fans reflected the same happiness CSU supporters had come to appreciate during the most successful era in school history.



Game	Date	Location	Opponent	Result	Attend.
Raisin	Jan. 1, 1949	Fresno, Calif.	Occidental College	L, 21-20	10,000
Freedom	Dec. 29, 1990	Anaheim, Calif.	Oregon	W, 32-31	51,103
Holiday	Dec. 30, 1994	San Diego	Michigan	L, 24-14	59,453
Holiday	Dec. 29, 1995	San Diego	Kansas State	L, 54-21	51,051
Holiday	Dec. 29, 1997	San Diego	Missouri	W, 35-24	50,761
Liberty	Dec. 31, 1999	Memphis	Southern Miss	L, 23-17	54,866
Liberty	Dec. 29, 2000	Memphis	Louisville	W, 22-17	58,302
New Orleans	Dec. 18, 2001	New Orleans	North Texas	W, 45-20	27,004
Liberty Bowl	Dec. 31, 2002	Memphis	TCU	L, 17-3	55,207
San Francisco	Dec. 31, 2003	San Francisco	Boston College	L, 35-21	25,621
Poinsettia	Dec. 22, 2005	San Diego	Navy	L, 51-30	36,842
New Mexico	Dec. 20, 2008	Albuquerque	Fresno State	W, 40-35	24,735
New Mexico	Dec. 21, 2013	Albuquerque	Washington State	W, 48-45	27,104
Las Vegas	Dec. 20, 2014	Las Vegas	Utah	L, 45-10	33,067
Arizona	Dec. 29, 2015	Tucson	Nevada	L, 28-23	20,425
Idaho	Dec. 22, 2016	Boise	Idaho	L, 61-50	24,975
New Mexico	Dec. 16, 2017	Albuquerque	Marshall	L, 31-28	26,087

All-Time Postseason Record: 6-11 (.353)

Team Bowl Records

OFFENSE	HIGH	OPPONENT; YEAR	LOW	OPPONENT; YEAR
Points	50	vs. Idaho, 2016	3	vs. TCU, 2002
Points, quarter	36	vs. Idaho, 2016	0	16 times
Points, half	43	vs. Idaho, 2016	0	Three times
First Downs	30	vs. Nevada, 2015	7	vs. Occidental, 1949
Rushing Atts.	49	vs. Oregon, 1990	30	vs. Kansas State, 1995
Rushing Yds	362	vs. Fresno State, 2008	12	vs. Utah, 2014
Rushing TDs	4	vs. North Texas, 2001	0	Three times
Pass Attempts	52	vs. Marshall, 2017	14	vs. Occidental, 1949
Pass Completions	31	vs. Washington State, 2013	6	vs. Kansas State, 1995
Passing Yards	445	vs. Idaho, 2016	92	vs. Occidental, 1949
Passing Touchdowns	3	vs. Navy, 2005	0	vs. Kansas State, 1995
Total Plays	97	vs. Washington State; 2013	57	vs. Kansas State, 1995
Total Yards	619	vs. Fresno State, 2008	139	vs. TCU, 2002
Fumbles	3	Twice	0	vs. Occidental, 1949
Fumbles Lost	2	Three times	0	Three times
Penalties	11	vs. Kansas State, 1995	3	Twice
Penalty Yards	95	vs. Kansas State, 1995	15	vs. Marshall, 2017
Punts	8	Twice	2	vs. Fresno State, 2008
Punt Average	44.8	vs. Louisville, 2000	28.4	vs. Kansas State, 1995

DEFENSE	FEWEST	OPPONENT; YEAR	MOST	OPPONENT; YEAR
Points Allowed	17	Twice	61	vs. Idaho, 2016
Points Allowed in one quarter	0	12 times	21	Six times
Points Allowed in one half	0	vs. Occidental, 1949	41	vs. Idaho, 2016
First Downs Allowed	11	vs. Southern Miss, 1999	33	vs. Navy, 2005
Rushing Attempts Allowed	19	vs. Washington State, 2013	69	vs. Navy, 2005
Rushing Yards Allowed	-10	vs. Washington State, 2013	467	vs. Navy, 2005
Rushing Touchdowns Allowed	0	Three times	5	Three times
Pass Attempts Allowed	11	vs. Navy, 2005	58	vs. Washington State, 2013
Pass Completions Allowed	5	vs. Navy, 2005	37	vs. Washington State, 2013
Passing Yards Allowed	68	vs. Missouri, 1997	410	vs. Washington State, 2013
Passing Touchdowns Allowed	0	Twice	6	vs. Washington State, 2013
Total Plays Allowed	61	Twice	82	vs. Idaho, 2016
Total Yards Allowed	187	vs. Southern Miss, 1999	611	vs. Navy, 2005
Fumbles Caused	0	Four times	5	vs. Oregon, 1990
Fumbles Recovered	0	Four times	3	Twice
Punts Forced	0	vs. Navy, 2005	9	vs. Southern Miss, 1999
Punting Average Allowed	27.2	vs. North Texas, 2001	45.0	vs. Kansas State, 1995

INDIVIDUAL RECORDS

Rushing Attempts

1.	Cecil Sapp vs. Louisville; 2000	36
2.	Kapri Bibbs vs. Washington State; 2013	27
	Gartrell Johnson vs. Fresno State; 2008	27
4.	Kevin McDougal vs. Southern Miss; 1999	25
5.	Kyle Bell vs. Navy; 2005	22

Rushing Yards

1.	Gartrell Johnson vs. Fresno State; 2008	285
2.	Kapri Bibbs vs. Washington State; 2013	169
3.	Cecil Sapp vs. Louisville; 2000	160
4.	Eddie Hanna vs. Occidental; 1949	150
5.	Dalyn Dawkins vs. Idaho; 2016	126

Rushing Touchdowns

1.	Kapri Bibbs vs. Washington State; 2013	3
2.	Nick Stevens vs. Marshall; 2017	2
	Gartrell Johnson vs. Fresno State; 2008	2
	Eddie Hanna vs. Occidental; 1949	2

Pass Attempts

1.	Nick Stevens vs. Marshall; 2017	52
2.	Garrett Grayson vs. Washington State; 2013	50
3.	Matt Newton vs. Southern Miss; 1999	46
4.	Nick Stevens vs. Nevada; 2015	42
5.	Anthoney Hill vs. Michigan; 1994	40

Pass Completions

1.	Garrett Grayson vs. Washington State; 2013	31
2.	Justin Holland vs. Navy; 2005	26
3.	Nick Stevens vs. Marshall; 2017	25
4.	Nick Stevens vs. Nevada; 2015	22
	Anthoney Hill vs. Michigan; 1994	22

Passing Yards

1.	Nick Stevens vs. Idaho; 2016	445
2.	Justin Holland vs. Navy; 2005	381
3.	Garrett Grayson vs. Washington State; 2013	369
4.	Nick Stevens vs. Marshall; 2017	320
5.	Nick Stevens vs. Nevada; 2015	310

Passing Touchdowns

1.	Nick Stevens vs. Idaho; 2016	5
2.	Justin Holland vs. Navy; 2005	3
3.	Five times	2

Receptions

1.	David Anderson vs. Boston College; 2003	10
2.	David Anderson vs. Navy; 2005	9
	Rashard Higgins vs. Nevada; 2015	9
4.	Jordon Vaden vs. Washington State; 2013	8
5.	Rashard Higgins vs. Utah; 2014	7
	Olabisi Johnson vs. Idaho; 2016	7

Receiving Yards

1.	Olabisi Johnson vs. Idaho; 2016	265
2.	David Anderson vs. Boston College; 2003	134
3.	Rashard HIggins vs. Nevada; 2015	129
4.	David Anderson vs. Navy; 2005	126
5.	Olabisi Johnson vs. Marshall; 2017	119

Receiving Touchdowns

1.	Michael Gallup vs. Idaho; 2016	3
2.	Detrich Clark vs. Marshall; 2017	2
	Olabisi Johnson vs. Idaho; 2016	2
	Dustin Osborn vs. Navy; 2005	2

Field Goals

1.	Jared Roberts vs. Washington State; 2013	4
2.	Wyatt Bryan vs. Nevada; 2015	3
3.	Jason Smith vs. Fresno State; 2008	2
4.	By Many	1

Longest Field Goal

1.	Jeff Babcock vs. TCU; 2002	46
2.	Jared Roberts vs. Utah; 2014	41
	Jared Roberts vs. Washington State; 2013	41

1949 RAISIN BOWL

Saturday, Jan. 1, 1949 | 10,000
Ratcliffe Stadium | Fresno, Calif.

SCORE	1	2	3	4	OT	FINAL
Occidental	0	0	7	14	--	21
Colorado A&M	0	13	0	7	--	20

Colorado State — at the time known as the Colorado A&M Aggies — made its first trip to a postseason bowl game at the conclusion of the 1948 football season, capping one of the most successful years in school history.

Coached by Bob Davis, Colorado A&M played on New Year's Day against Occidental College, after an 8-2 regular season highlighted by a 29-25 win over in-state rival Colorado in Boulder. The only two regular-season losses came at the hands of Drake and Utah, setting the stage for the team's trip to postseason play.

It was a star-studded Colorado A&M lineup that took the field that day in Fresno. Four players — Fum McGraw, Tuffy Mullison, Dale Dodrill, and Jack Christiansen — were team mainstays and now occupy spots in Colorado State's Sports Hall of Fame. A fifth star, running back Eddie Hanna, tragically would pass away after the opening game of the following season.

McGraw, the school's first consensus All-American, later played with the Detroit Lions, as did Christiansen, while Dodrill played for the Pittsburgh Steelers.

Colorado A&M led 13-0 at halftime behind the play of Hanna. He scored on a 71-yard run after the Aggies had scored when quarterback Bob Hainlen hit Keith Thompson with a 5-yard scoring pass. But Occidental scored 21 second-half points to rally for the victory.

Hanna gave the Aggies their final touchdown of the game on a 79-yard run.

SCORING SUMMARY

CAM - Thompson 5 pass Hainlen (Kick failed)
CAM - Hanna 71 run (Faucett kick)
OCC - Pearson 17 pass Ross (Smith kick)
CAM - Pearson 21 pass Ross (Smith kick)
CAM - Hanna 79 run (Faucett kick)
OCC - Levin 69 pass Ross (Smith kick)

TEAM STATISTICS	CAM	OCC
First Downs	7	13
Rushing Yards	213	100
Passes Att-Comp-Int	14-9-1	16-6-1
Passing Yards	92	156
Fumbles-Lost	0-0	2-0
Penalties-Yards	5-45	2-30
Punting Average	33.6	29.0

1990 FREEDOM BOWL

Saturday, Dec. 29, 1990 | 51,103
Anaheim Stadium | Anaheim, Calif.

Bowl MVP - Todd Yert, RB

SCORE	1	2	3	4	OT	FINAL
Colorado State	7	7	5	13	--	32
Oregon	7	10	0	14	--	31



Colorado State's football squad opened the 1990 season with dreams higher than many observers felt possible. Those dreams included a postseason bowl berth. Having not been invited to a postseason game in 42 years, Colorado State earned a trip to the Freedom Bowl in 1990.

The Rams were matched against PAC-10 member Oregon in what would turn out to be one of the season's most exciting bowl games.

Colorado State scored first, opening the game with a 75-yard, 15-play drive on Mike Gimenez's 1-yard plunge. Trailing 25-19, the Rams took the lead on Gimenez's 49-yard pass to Greg Primus, then added insurance on Todd Yert's 52-yard scoring run to lead 32-25 with minutes remaining. But Oregon made one last grasp at victory behind quarterback Bill Musgrave, who led his team on a 79-yard scoring drive. The Rams' Selwyn Jones then thwarted the Ducks' two-point conversion pass attempt, an amazing play, to seal the win.

Yert was named the game's Offensive MVP, while teammate Robert Chirico earned defensive honors.

SCORING SUMMARY

CSU - Gimenez 1 run (Brown kick)
UO - Jones 16 pass Musgrave (McCallum kick)
UO - McCallum 23 FG
CSU - Alford 1 run (Brown kick)
UO - Burwell 3 pass Musgrave (McCallum kick)
CSU - Recover fumble in end zone for safety
CSU - Brown 35 FG
UO - McClellan 44 pass Musgrave (Burwell pass Musgrave)
CSU - Primus 49 pass Gimenez (Brown kick)
CSU - Yert 52 run (kick blocked)
UO - Burwell 1 run (pass failed)

TEAM STATISTICS	CSU	UO
First Downs	21	16
Rushes-Yards (Net)	26-7	49-196
Passes Att-Comp-Int	47-29-0	15-8-1
Passing Yards	392	108
Total Offense Yards-Yards	73-399	64-304
Fumbles-Lost	5-3	2-0
Penalties-Yards	7-60	5-47
Punts-Avg.	3-38.3	6-34.7

COLORADO STATE INDIVIDUAL LEADERS

RUSHING	Att.	Yds.	TD
Yert	12	94	1
Copeland	8	44	0
Alford	14	42	1
Gimenez	8	19	1
MacRenato	1	5	0
Verdugo	6	(-8)	0

PASSING	A-C-I	Yds.	TD
Gimenez	10-5-1	73	1
Verdugo	5-3-0	35	0

RECEIVING	Rec.	Yds.	TD
Primus	2	63	1
Yert	2	18	0
Lindner	2	7	0
Copeland	1	5	0
Smith	1	5	0

PUNTING	Att.	Yds.	Avg.
Luke	6	208	34.7

SACKS BY
Chirico 2-11

1994 HOLIDAY BOWL

Friday, Dec. 30, 1994 | 59,453
Jack Murphy Stadium | San Diego, Calif.

Bowl MVP - Anthoney Hill, QB

SCORE	1	2	3	4	OT	FINAL
Michigan	10	7	7	0	--	24
Colorado State	7	0	0	7	--	14

Colorado State's miraculous dream season in 1994 concluded on the turf of San Diego's Jack Murphy Stadium.

Colorado State served notice on the night in San Diego that the Rams' program would be a force in coming years. Following a Michigan touchdown on the Wolverines' initial drive of the game, Colorado State answered.

Quarterback Anthoney Hill drove the Rams 66 yards in nine plays for the tying touchdown, hitting receiver Paul Turner on a 32-yard scoring play. Hill, a native of San Diego, later would be honored as Colorado State's Offensive MVP in the game.

The Rams put their final touchdown on the scoreboard late in the game when Hill found receiver Jeremy Burkett down the right sideline for an 18-yard touchdown pass.

By the end of the game, which was played before the eighth-largest crowd in Holiday Bowl history, statistics reflected the closeness of the contest. Michigan had gained 341 total yards, only 1 more than the Rams had managed.

SCORING SUMMARY

UM - Toomer 4 pass Collins (Hamilton kick)
CSU - Turner 32 pass Hill (McDougal kick)
UM - Hamilton 34 FG
UM - Hayes 16 pass Collins (Hamilton kick)
UM - Wheatley 3 run (Hamilton kick)
CSU - Burkett 18 pass Hill (McDougal kick)

TEAM STATISTICS	CSU	UM
First Downs	10	18
Rushes-Yards (Net)	36-51	37-179
Passes Att-Comp-Int	40-22-2	24-14-3
Passing Yards	289	162
Total Offense Plays-Yards	76-340	61-341
Fumbles-Lost	2-2	0-0
Penalties-Yards	8-72	11-97

COLORADO STATE INDIVIDUAL LEADERS

RUSHING	Att.	Yds.	TD
Watson	17	47	0
Brown	3	(-3)	0
Hill	14	(-5)	0
Carn	1	4	0
Ward	1	8	0

PASSING	A-C-I	Yds.	TD
Hill	40-22-2	289	2

RECEIVING	Rec.	Yds.	TD
Turner	4	62	1
Watson	6	23	0
Shull	3	101	0
Ward	1	12	0
Burkett	5	62	1
Olsen	3	29	0

PUNTING	Att.	Yds.	Avg.
McDougal	4	142	35.5

SACKS BY
Hawkins - 1
Hodge - 1
Smith - 1

1995 HOLIDAY BOWL

Friday, Dec. 29, 1995 | 51,051
Jack Murphy Stadium | San Diego, Calif.

Bowl MVP - Damon Washington, WR

SCORE	1	2	3	4	OT	FINAL
Colorado State	7	0	14	0	--	21
Kansas State	7	19	21	7	--	54

The Rams, having earned the right to represent the WAC in the final game of the season by virtue of a victory over San Diego State, joined BYU and Wyoming as the only three schools to have appeared in the Holiday Bowl in consecutive years since the bowl's inception. Colorado State returned to Jack Murphy Stadium, the site of its league-title clinching win over SDSU, for a date with Kansas State.

Kansas State entered the game ranked among the top 10 teams nationally after finishing in a tie for second in the Big Eight Conference. The teams were tied, 7-7, at the end of the first quarter before an interception and a partially blocked punt led to K-State's 19 second-quarter points.

The Rams were led offensively by freshman running back Damon Washington. Playing before a hometown crowd, Washington stung Kansas State's defense for 101 yards on just 10 carries, scoring one touchdown. Defensively, Colorado State cornerback Ray Jackson intercepted a pass and returned it 60 yards for a touchdown on a play that was nullified by an official's inadvertent whistle.

SCORING SUMMARY

KSU - Hickson 4 run (Gramatica kick)
CSU - Blake 2 run (McDougal kick)
KSU - Lawrence 5 run (Kick failed)
KSU - Kelly 18 run (pass failed)
KSU - Jojka 12 pass Kavanagh (Gramatica kick)
KSU - Schweiger 18 pass Kavanagh (Gramatica kick)
CSU - Watson 3 run (McDougal kick)
KSU - Lawrence 5 run (Gramatica kick)
CSU - Washington 12 run (McDougal kick)
KSU - Lockett 4 pass Kavanagh (Gramatica kick)
KSU - Running 33 pass Kavanagh (Gramatica kick)

TEAM STATISTICS	CSU	KSU
First Downs	14	30
Rushes-Yards (Net)	30-179	48-212
Passes Att-Comp-Int	30-6-3	32-24-1
Passing Yards	132	324
Total Offense Plays-Yards	57-301	80-536
Fumbles-Lost	3-1	0-0
Penalties-Yards	11-95	12-124
Interceptions	1-0	3-14
Punts-Avg.	8-28.4	3-45.0
Kick Returns	7-136	3-67
Time of Possession	23:43	36:17
Sacks By	2-12	1-7

COLORADO STATE INDIVIDUAL LEADERS

RUSHING	Att.	Yds.	TD
Washington	10	101	1
Blake	11	41	1
Watson	7	23	1

PASSING	A-C-I	Yds.	TD
Moreno	24-5-2	91	0
Wilkinson	5-1-1	41	0

RECEIVING	Rec.	Yds.	TD
Turner	1	35	0
Calhoun	1	27	0
Antoine	1	41	0
Porter	1	13	0
Washington	1	2	0
D. Ballard	1	14	0

PUNTING	Att.	Yds.	Avg.
McDougal	5	187	37.4

1997 HOLIDAY BOWL

Monday, Dec. 29, 1997 | 50,761
Qualcomm Stadium | San Diego, Calif.

Bowl MVPs - Moses Moreno, QB; Darran Hall, WR

SCORE	1	2	3	4	OT	FINAL
Colorado State	7	7	14	7	--	35
Missouri	3	14	7	0	--	24

Colorado State took the first drive 85 yards in 13 plays for a touchdown. Wide receiver Darran Hall — a San Diego native — capped the drive, scoring on a 14-yard reverse. Hall returned a third quarter punt 85 yards for a touchdown, the longest such return in the bowl's history.

He and teammate Moses Moreno — another San Diego-area native — were the game's co-MVPs. Moreno, despite a sore foot injured during the game, completed 18-of-24 passes for 206 yards and two touchdowns.

The Rams limited Missouri to just 68 passing yards. Linebacker Willie Taylor and safety Myron Terry led the way with eight tackles apiece, while Eric Vaughn had seven stops.

One of the game's many highlights came with 10:44 to play and the Rams nursing a 28-24 lead. Reserve quarterback Ryan Eslinger, lined up as the holder in a field goal formation, faked that play and instead ran up the middle for a 23-yard touchdown to seal the victory.

SCORING SUMMARY

CSU - Hall 14 run (Franz kick)
MU - Knickman 32 FG
MU - Jones 4 run (Knickman kick)
CSU - McCoy 22 pass Moreno (Franz kick)
MU - Blackwell 7 run (Knickman kick)
CSU - Hall 85 punt return (Franz kick)
CSU - Davis 47 pass Moreno (Franz kick)
MU - Olivo 3 run (Knickman kick)
CSU - Eslinger 23 run (Franz kick)

TEAM STATISTICS	CSU	MU
First Downs	14	30
Rushes-Yards (Net)	30-179	48-212
Passes Att-Comp-Int	30-6-3	32-24-1
Passing Yards	132	324
Total Offense Plays-Yards	57-301	80-536
Fumbles-Lost	3-1	0-0
Penalties-Yards	11-95	12-124
Interceptions	1-0	3-14
Punts-Avg.	8-28.4	3-45.0
Kick Returns	7-136	3-67
Time of Possession	23:43	36:17
Sacks By	2-12	1-7

COLORADO STATE INDIVIDUAL LEADERS

RUSHING	Att.	Yds.	TD
Washington	10	101	1
Blake	11	41	1
Watson	7	23	1

PASSING	A-C-I	Yds.	TD
Moreno	24-5-2	91	0
Wilkinson	5-1-1	41	0

RECEIVING	Rec.	Yds.	TD
Turner	1	35	0
Calhoun	1	27	0
Antoine	1	41	0
Porter	1	13	0
Washington	1	2	0
D. Ballard	1	14	0

PUNTING	Att.	Yds.	Avg.
McDougal	5	187	37.4

1999 LIBERTY BOWL

Friday, Dec. 31, 1999 | 54,866
Liberty Bowl Memorial Stadium | Memphis, Tenn.

Bowl MVPs - Rick Crowell, LB; Kevin McDougal, RB

SCORE	1	2	3	4	OT	FINAL
Colorado State	3	14	0	0	--	17
Southern Miss	13	7	3	0	--	23

The Liberty Bowl pitted the Rams, first-ever champions of the Mountain West Conference, against Conference USA champion Southern Mississippi.

The game featured a myriad of unusual plays. USM's first touchdown came on a fumble return. Following a field goal by the Rams' C.W. Hurst, USM scored on a blocked punt. Later in the first half, Rams wide receiver Frank Rice ran 2 yards on a reverse, a touchdown set up by CSU's blocked punt.

Colorado State's final touchdown of the game came on a 38-yard scoring pass from quarterback Matt Newton to H-Back Cory Woolstenhulme.

SCORING SUMMARY

USM - Williams 5 fumble return (Hannah kick)
CSU - Hurst 35 FG
USM - Frances blocked punt (kick failed)
CSU - Rice 2 run (Hurst kick)
CSU - Woolstenhulme 38 pass Newton (Hurst kick)
USM - Nix 3 run (Hannah kick)
USM - Hannah 25 FG

TEAM STATISTICS	CSU	USM
First Downs	15	11
Rushes-Yards (Net)	32-40	34-62
Passes Att-Comp-Int	46-20-1	30-13-1
Passing Yards	228	125
Total Offenses Plays-Yards	76-268	64-187
Fumbles-Lost	3-2	2-1
Penalties-Yards	8-71	11-59
Interceptions	1-0	1-0
Punts-Avg.	5-31.8	9-34.3
Punt Returns-Yards	4-21	1-11
Kick Returns-Yards	5-88	3-57
Time of Possession	35:02	24:58
3rd Down Conversions	5-18	3-18
Sacks By	2-15	1-5

COLORADO STATE INDIVIDUAL LEADERS

RUSHING	Att.	Yds.	TD
McDougal	25	59	0
Newton	6	(-21)	0
Rice	1	2	1

PASSING	A-C-I	Yds.	TD
Newton	46-20-1	228	1

RECEIVING	Rec.	Yds.	TD
Rebstock	7	69	0
Davis	6	82	0
Cuppari	2	15	0
Woolstenhulme	2	41	1
McDougal	1	3	0
Ochoa	1	7	0
Layne	1	11	0

TACKLES	UA	A	TT
Tuitele	8	1	9
Haggans	4	3	7
Vickers	6	0	6
Nelson	5	1	6

2000 LIBERTY BOWL

Friday, Dec. 29, 2000 | 58,302
Liberty Bowl Memorial Stadium | Memphis, Tenn.

Bowl MVP - Cecil Sapp, RB

SCORE	1	2	3	4	OT	FINAL
Colorado State	3	13	3	3	--	22
Louisville	7	3	0	7	--	17



Colorado State entered the game having won a second straight Mountain West Conference title. Coach Sonny Lubick's Rams featured eight players — the most in school history — who were named first-team all-league.

Included in that group were quarterback Matt Newton and linebacker Rick Crowell, named the league's offensive and defensive players of the year, respectively. For the fourth time in seven seasons, Lubick was named the league's coach of the year.

Running back Cecil Sapp's 2-yard scoring run in the second quarter tied the game, and wide receiver Frank Rice's 16-yard reverse late in the first half put the Rams ahead to stay, 16-10. Sapp set a bowl and school bowl game record with 36 rushes, and his 160 yards. Colorado State was later voted 14th by the Associated Press, the highest final AP ranking in school history.

SCORING SUMMARY

CSU - Hurst 24 FG
UL - Dorsey 58 pass Ragone (Smith kick)
UL - Smith 24 FG
CSU - Sapp 2 run (Hurst kick)
CSU - Rice 16 run (kick failed)
CSU - Hurst 21 FG
UL - Branch 14 pass Ragone (Smith kick)
CSU - Hurst 32 FG

TEAM STATISTICS	CSU	UL
First Downs	22	17
Rushes-Yards (Net)	50-157	24-76
Passes Att-Comp-Int	28-13-1	37-24-0
Passing Yards	158	321
Total Offense Plays-Yards	69-315	59-397
Fumbles-Lost	3-1	3-3
Penalties-Yards	3-39	6-55
Interceptions	0-0	1-9
Punts-Avg.	5-44.8	5-39.2
Punt Returns-Yards	4-47	1-(-2)
Kick Returns-Yards	4-87	4-38
Time of Possession	35:25	24:35
3rd Down Conversions	5-16	5-13
4th Down Conversions	3-4	0-1
Sacks By	1-5	5-43

COLORADO STATE INDIVIDUAL LEADERS

RUSHING	Att.	Yds.	TD
Sapp	36	160	1
Rice	2	39	1
Rebstock	1	6	0
Sanders	3	4	0
Newton	7	(-50)	0

PASSING	A-C-I	Yds.	TD
Newton	28-13-1	158	0

RECEIVING	Rec.	Yds.	TD
Rebstock	3	34	0
Layne	2	46	0
Ochoa	2	22	0
Rice	2	20	0
Cuppari	2	19	0
Woolstenhulme	1	9	0
Sapp	1	8	0

TACKLES	UA	A	TT
Howell	7	1	8
Crowell	6	1	7
Gibson	4	1	5
Ju. Gallimore	4	0	4
Sprague	3	1	4

2001 NEW ORLEANS BOWL

Tuesday, Dec. 18, 2001 | 27,004
Louisiana Superdome | New Orleans, La.

Bowl MVP - Justin Gallimore, DB

SCORE	1	2	3	4	OT	FINAL
Colorado State	17	7	7	14	--	45
North Texas	0	14	0	6	--	20



Colorado State's made school history in 2001, playing in a third consecutive bowl game. CSU won the first-ever New Orleans Bowl played at the Louisiana Superdome, home to Super Bowl XXXVI just seven weeks later. And, the win marked the first time in school history that Colorado State had won back-to-back bowl games.

Senior receiver Brad Svoboda scored the first touchdown of his career, a 2-yard reverse, on the game's first drive, set up by a 56-yard catch-and-run play by Pete Rebstock on a pass from Bradlee Van Pelt.

Colorado State sealed the win in the third quarter when the game's MVP, Justin Gallimore, blocked a punt and recovered it for a touchdown to put the Rams up, 31-14.

SCORING SUMMARY

CSU - Svoboda 2 run (Naughton kick)
CSU- Naughton 46 FG
CSU - Ochoa 8 pass Van Pelt (Naughton kick)
UNT - Dean 5 pass Hall (Ball kick)
CSU - Van Pelt 6 run (Naughton kick)
UNT - Branch 42 pass Hall (Ball kick)
CSU - Justin Gallimore blocked punt return (Naughton kick)
CSU - Dixon 2 run (Naughton kick)
CSU - Vomhof 20 run (Naughton kick)
UNT - Blount 13 pass Bridges (pass failed)

TEAM STATISTICS	CSU	UNT
First Downs	20	19
Rushes-Yards (Net)	45-246	41-133
Passes Att-Comp-Int	17-8-2	34-15-1
Passing Yards	129	196
Total Offense Plays-Yards	62-375	75-329
Fumbles-Lost	1-1	1-1
Penalties-Yards	6-41	10-78
Interceptions	1-0	2-32
Punts-Avg.	3-32.3	5-27.2
Punt Returns-Yards	4-31	1-15
Kick Returns-Yards	3-59	5-79
Time of Possession	33:45	26:15
3rd Down Conversions	4-11	6-16
4th Down Conversions	0-1	1-4
Sacks By	4-30	1-9

COLORADO STATE INDIVIDUAL LEADERS

RUSHING	Att.	Yds.	TD
Childs	12	97	0
Ruff	12	60	0
Vomhof	9	51	1
Van Pelt	7	34	1
Svoboda	1	2	1
Dixon	4	2	1

PASSING	A-C-I	Yds.	TD
Van Pelt	14-5-2	106	1
Busch	3-3-0	23	0

RECEIVING	Rec.	Yds.	TD
Rebstock	2	73	0
Ochoa	2	18	1
Ruff	1	20	0
Davis	1	14	0
Dreessen	1	5	0
Hill	1	(-1)	0

TACKLES	UA	A	TT
Pauly	9	1	10
Sprague	4	5	9
Wood	8	0	8
Ja. Gallimore	7	0	7

2002 LIBERTY BOWL

Tuesday, Dec. 31, 2002 | 55,207
Liberty Bowl Memorial Stadium | Memphis, Tenn.

Bowl MVPs - Rhett Nelson, DB; Cecil Sapp, RB

SCORE	1	2	3	4	OT	FINAL
Colorado State	0	0	3	0	--	3
TCU	0	7	0	10	--	17



Colorado State concluded a successful 2002 season with the program's third trip in four seasons to the Liberty Bowl as the Mountain West Conference champion.

Colorado State entered the game with a 10-3 record, the fourth time in Sonny Lubick's career at Colorado State the Rams had won 10 or more games in a season.

Jeff Babcock's 46-yard field goal in the third quarter put the Rams on the scoreboard and proved to be the only scoring for the Rams in the game.

Running back Cecil Sapp was the offensive star gaining 106 yards on the day, while linebacker Eric Pauly, defensive back David Vickers, linebacker Adam Wade and linebacker Drew Wood all finished in double figures in tackles.

SCORING SUMMARY

TCU - Dunbar 2 pass Stilley (Browne kick)
CSU - Babcock 46 FG
TCU - Browne 25 FG
TCU - Madison 3 run (Browne kick)

TEAM STATISTICS	CSU	TCU
First Downs	8	13
Rushes-Yards (Net)	31-89	52-197
Passes Att-Comp-Int	28-6-3	28-16-1
Passing Yards	50	141
Total Offense Plays-Yards	59-139	80-338
Fumbles-Lost	5-3	2-1
Penalties-Yards	7-49	9-70
Interceptions	1-2	3-50
Punts-Avg.	8-36.9	8-36.6
Punt Returns-Yards	4-64	2-10
Kick Returns-Yards	3-45	1-11
Time of Possession	26:13	22:47
3rd Down Conversions	3-16	5-16
4th Down Conversions	0-1	0-1
Sacks By	0-0	1-7

COLORADO STATE INDIVIDUAL LEADERS

RUSHING	Att.	Yds.	TD
Sapp	19	106	0
Childs	1	0	0
Sanders	1	(-4)	0
Van Pelt	9	(-6)	0
Holland	1	(-7)	0

RECEIVING	Rec.	Yds.	TD
Pittman	4	33	0
Dreessen	1	11	0
Cuppari	1	6	0

PASSING	A-C-I	Yds.	TD
Van Pelt	19-4-1	24	0
Holland	8-2-2	26	0
Cuppari	1-0-0	0	0

TACKLES	UA	A	TT
Pauly	6	6	12
Vickers	5	7	12
Wood	6	5	11
Wade	5	5	10

2003 SAN FRANCISCO BOWL

Wednesday, Dec. 31, 2003 | 25,621
SBC Park | San Francisco, Calif.

SCORE	1	2	3	4	OT	FINAL
Colorado State	0	7	7	7	--	21
Boston College	21	0	0	14	--	35



Colorado State continued its bowl-game streak by winning five of the team's final seven games, including a 24-23 win over UNLV on the Rams' final drive of the game to ensure another postseason trip.

The Rams battled back from a first-quarter deficit to close within a touchdown when WR David Anderson caught a 40-yard toss from QB Bradlee Van Pelt to draw the Rams within 21-14. Anderson set CSU bowl records with 10 receptions for 134 yards.

LB Jeff Flora led the Rams defense, which limited BC to 361 yards, with nine tackles. The Rams also were credited with three quarterback sacks in the game.

The game was played in SBC Park, home of the MLB's San Francisco Giants.

SCORING SUMMARY

BC - Knight 5 yard run (Sciortino kick)
BC - Lestesr 50 yard pass from Peterson (Sciortino kick)
BC - Knight 3 yard run (Sciortino kick)
CSU - Green 7 yard run (Babcock kick)
CSU- Anderson 40 yard pass from Van Pelt (Babcock kick)
BC - Lester 19 yard pass from Peterson (Sciortino kick)
BC - Night 28 yard run (Sciortino kick)
CSU - Van Pelt 1 yard run (Babcock kick)

TEAM STATISTICS	CSU	BC
First Downs	21	19
Rushes-Yards (Net)	34-146	39-137
Passes Att-Comp-Int	37-22-5	25-16-1
Passing Yards	242	224
Total Offense Plays-Yards	71-388	64-361
Fumble Returns-Yards	0-0	0-0
Fumbles-Lost	1-0	2-0
Penalties-Yards	4-35	5-56
Interceptions-Yards	1-0	5-82
Punts-Avg.	3-40.3	5-33.8
Punt Returns-Yards	1-3	1-16
Kick Returns-Yards	6-159	4-90
Time of Possession	31:11	28:49
Sacks By	3-16	1-6

COLORADO STATE INDIVIDUAL LEADERS

RUSHING	Att.	Yds.	TD
Green	20	74	1
Van Pelt	11	65	1
Hill	1	5	0
Houston	2	2	0

PASSING	A-C-I	Yds.	TD
Van Pelt	25-14-3	163	1
Holland	12-8-2	79	0

RECEIVING	Rec.	Yds.	TD
Anderson	10	134	1
Dreessen	5	28	0
Wynn	3	32	0
Bartz	2	37	0
Hill	1	6	0
Houston	1	5	0

TACKLES	UA	A	TT
Flora	4	5	9
Wood	4	2	6
Davis	0	6	6
Mastropaolo	3	2	5

2005 POINSETTIA BOWL

Thursday, Dec. 22, 2005 | 36,842
Qualcomm Stadium | San Diego, Calif.

SCORE	1	2	3	4	OT	FINAL
Colorado State	10	0	14	6	--	30
Navy	7	20	14	10	--	51



Despite throwing for 381 yards, senior Justin Holland and the Rams could not overcome the Navy offense in the inaugural Poinsettia Bowl. The Rams ended their season with a 6-6 record, the 11th time in Sonny Lubick's 13-year career the Rams had ended the year with a non-losing record.

Navy slotback Reggie Campbell led the team, tying the NCAA bowl record with five touchdowns.

Colorado State sophomore Kory Sperry caught a career-high eight passes for a career-high 117 yards, including four for 54 yards in the opening drive. Senior David Anderson had a game-high 126 yards receiving, second most in a Colorado State bowl game. Kyle Bell rushed for 122 yards in the game. It was the sixth time that season Bell had surpassed 100 yards.

SCORING SUMMARY

CSU - Bell 1 yard run (Smith Kick)
Navy- Campbell 55 yard pass from Owens (Bullen kick)
CSU - Smith 34 yard field goal
Navy- Nelson 22 yard run (Bullen kick blocked)
Navy- Campbell 22 yard run (Bullen kick)
Navy- Campbell 2 yard run (Bullen kick)
Navy- Campbell 21 yard run (Bullen kick)
CSU - Osborn 10 yard pass from Holland (Smith kick)
CSU - Osborn 20 yard pass from Holland (Smith kick)
Navy- Campbell 34 yard pass from Owens (Bullen kick)
Navy- Nelson 21 yard run (Bullen kick)
CSU - Walker 22 yard pass from Holland (Anderson rush failed)
Navy- Bullen 25 yard field goal

TEAM STATISTICS	CSU	NAVY
First Downs	26	33
Rushes-Yards	34-141	69-467
Passing Yards	431	144
Passes Att-Comp-Int	39-28-0	11-5-1
Total Plays-Yards	73-572	80-611
Fumble Returns-Yards	0-0	0-0
Punt Returns-Yards	0-0	1-14
Kickoff Returns-Yards	9-179	6-110
Int. Returns-Yards	1-27	0-0
Punts (Number-Avg)	4-39.89	0-0
Fumbles-Lost	1-0	1-1
Penalties-Yards	7-79	2-10
Possession Time	30:44	29:16
Sacks By: Number-Yards	0-0	3-25

COLORADO STATE INDIVIDUAL LEADERS

RUSHING	Att.	Yds.	TD
Bell	22	122	1
Morton	1	17	0
Hanie	2	14	0
Ohaeri	3	5	0
Green	1	5	0
T.Walker	1	1	0
Holland	4	(-23)	0

PASSING	A-C-I	Yds.	TD
Holland	33-26-0	381	3
Hanie	6-2-0	50	0

RECEIVING	Rec.	Yds.	TD
Anderson	9	126	0
Sperry	8	117	0
Morton	2	77	0
J.Walker	2	49	1
Osborn	2	30	2

TACKLES	UA	A	TT
Kochevar	11	5	16
Cathy	8	0	8
Nading	8	0	8
Garcia	6	0	6

2008 NEW MEXICO BOWL

Saturday, Dec. 20, 2008 | 24,735
University Stadium | Albuquerque, N.M.

Bowl MVPs - Gartell Johnson, RB; Tommie Hill, DE

SCORE	1	2	3	4	OT	FINAL
Colorado State	10	10	0	20	--	40
Fresno State	14	7	7	7	--	35



Gartrell Johnson sealed CSU's first bowl victory since 2001 on a 77-yard touchdown with 1:46 remaining. Johnson tallied 375 combined rushing and receiving yards, the most by any NCAA player ever in a bowl game.

The Rams took their first lead at 33-28 when Billy Farris threw a 69-yard TD to Rashaun Greer with seven minutes left. Fresno State cornerback Sharrod Davis took a big chance but whiffed on his attempt to bat the ball.

Fans came out of the stands as the final seconds ticked off, capping a strong first season for coach Steve Fairchild. Johnson was named most valuable offensive player and Tommie Hill was named Defensive Player of the Game.

SCORING SUMMARY

FS - Miller 1 yard run (Goessling kick)
CSU - Stucker 18 yard run (Smith kick)
FS - Harding 2 yard run (Goessling kick)
CSU - Smith 29 yard field goal
CSU - Smith 22 yard field goal
FS - Miller 69 yard run (Goessling kick)
CSU - Sperry 22 yard pass from Farris (Smith kick)
FS - Harding 2 yard run (Goessling kick)
CSU - Johnson 1 yard run (Johnson rush failed)
CSU - Greer 69 yard pass from Farris (Smith kick)
CSU - Johnson 77 yard run (Smith kick)
FS - Skidmore 7 yard pass from Brandstater (Goessling kick)

TEAM STATISTICS	CSU	BC
First Downs	22	20
Rushes-Yards	39-362	39-248
Passing Yards	257	186
Passes Att-Comp-Int	30-17-1	23-13-1
Total Plays-Yards	69-619	62-434
Fumble Returns-Yards	0-0	0-0
Punt Returns-Yards	2-0	1-1
Kickoff Return-Yards	5-87	4-96
Int. Return-Yards	1-15	1-26
Punts (Number-Avg)	2-42.0	5-43.4
Fumbles-Lost	3-0	0-0
Penalties-Yards	6-60	3-25
Possession Time	31:49	28:11
Sacks By: Number-Yards	0-0	1-4

COLORADO STATE INDIVIDUAL LEADERS

RUSHING	Att.	Yds.	TD
Johnson	27	285	2
Morton	3	41	0
Stucker	1	18	0
Mosure	2	17	0
Bell	2	6	0
Farris	3	(-1)	0

PASSING	A-C-I	Yds.	TD
Farris	29-17-1	257	2
Borcky	1-0-0	0	0

RECEIVING	Rec.	Yds.	TD
Johnson	5	90	0
Pauga	4	36	0
Morton	3	29	0
Greer	1	69	1
Sperry	1	22	1

TACKLES	UA	A	TT
Brewer	6	4	10
Galusha	7	2	9
Pagnotta	6	3	9
Sisson	3	3	6
Oppenneer	3	3	6

2013 NEW MEXICO BOWL

Saturday, Dec. 21, 2013 | 27,104
University Stadium | Albuquerque, N.M.

Defensive Player of the Game - Shaquil Barrett, LB

SCORE	1	2	3	4	OT	FINAL
Washington State	21	14	3	7	--	45
Colorado State	10	13	7	18	--	48



Down 45-30 with 4:17 left in the game and two timeouts left, QB Garrett Grayson led the Rams 72 yards down the field in just 1:25 and found freshman WR Jordon Vaden for a 12-yard touchdown to cut the score to 45-37 with 2:52 left in the game.

After using both timeouts, WSU converted with a nine-yard pass to seemingly put the nail in the coffin on the game with just over two minutes left. Shaquil Barrett stripped WSU RB Jeremiah Laufasa and pounced on the ball with 1:51 left in the game. CSU marched down the field and Bibbs scored his 31st touchdown of the season. The Rams then converted a 'Statue-of-Liberty' handoff to Donnell Alexander to tie the game at 45-45. On the next kickoff, SteveO Michel forced a fumble which Jasen Oden recovered. Jared Roberts sealed the victory with a 41-yard field goal as time expired. The Rams scored 18 points over the final 3 minutes.

SCORING SUMMARY

WSU - Cracraft 25 yard pass from Halliday (Furney kick)
WSU - Marks 1 yard pass from Halliday (Furney kick)
CSU - Lovett 63 yard pass from Grayson (Roberts kick)
WSU - West 28 yard pass from Halliday (Furney kick)
CSU - Roberts 25 yard field goal
CSU - Roberts 19 yard field goal
WSU - Mayle 28 yard pass from Halliday (Furney kick)
WSU - Galvin 3 yard pass from Halliday (Furney kick)
CSU - Bibbs 1 yard run (Roberts kick)
CSU - Roberts 30 yard field goal
WSU - Furney 33 yard field goal
CSU - Bibbs 75 yard run (Roberts kick)
WSU - Myers 22 yard pass from Halliday (Furney kick)
CSU - Vaden 12 yard pass from Grayson (Roberts kick)
CSU - Bibbs 1 yard run (Alexander rush)
CSU - Roberts 41 yard field goal

TEAM STATISTICS	CSU	WSU
First Downs	29	21
Rushes-Yards	46-226	19-(-10)
Passing Yards	369	410
Passes Att-Comp-Int	51-31-1	58-37-1
Total Plays-Yards	97-595	77-400
Fumble Returns-Yards	0-0	1-29
Punt Returns-Yards	0-0	2-24
Kickoff Return-Yards	4-52	4-66
Int. Return-Yards	1-1	1-8
Punts (Number-Avg)	5-32.8	6-40.5
Fumbles-Lost	2-2	3-2
Penalties-Yards	7-48	10-70
Possession Time	34:21	25:39
Sacks By: Number-Yards	5-52	2-22

COLORADO STATE INDIVIDUAL LEADERS

RUSHING	Att.	Yds.	TD
Bibbs	27	174	3
Alexander	7	31	0
Grayson	8	10	0

PASSING	A-C-I	Yds.	TD
Grayson	50-31-1	369	2

RECEIVING	Rec.	Yds.	TD
Vaden	8	60	1
Lovett	5	93	1
Hansley	4	56	0
Gillmore	4	44	0

TACKLES	UA	A	TT
Davis	5	2	7
Pierre-Louis	5	2	7
Barrett	4	2	6

2014 LAS VEGAS BOWL

Saturday, Dec. 20, 2014 | 33,067
Sam Boyd Stadium | Las Vegas, Nev.

SCORE	1	2	3	4	OT	FINAL
Utah	21	3	7	14	--	45
Colorado State	10	0	0	0	--	10



The Rams finished one of the most successful seasons in school history with a record of 10-3, making them one of just five teams in program history to win at least 10 games.

Garrett Grayson finished the season with a school-record 4,006 passing yards - 4th-most in Mountain West history - and claimed CSU career passing records in every major category. His longest completion went 59 yards in the first quarter to All-American Rashard Higgins, who hauled in 7 receptions for 110 yards to record his 10th 100-yard receiving game of the year.

Indicative of the uncharacteristic offensive struggles, the unit that set a school record this season for success on third down was limited to 1-of-10 on third-down conversion opportunities.

SCORING SUMMARY

UU - Wilson 8 yard run (Phillips kick)
UU - McClellon 16 yard pass from Wilson (Phillips kick)
CSU - Grayson 39 yard pass from Lovett (Roberts kick)
UU - Booker 60 yard run (Phillips kick)
CSU - Roberts 41 yard field goal
UU - Phillips 38 yard field goal
UU - Wilson 15 yard run (Phillips kick)
UU - Wilson 12 yard run (Phillips kick)
UU - Poole 10 yard run (Phillips kick)

TEAM STATISTICS	CSU	UTAH
First Downs	13	29
Rushes-Yards	19-12	48-359
Passing Yards	266	189
Passes Att-Comp-Int	35-21-1	39-19-1
Total Plays-Yards	54-278	77-548
Fumble Returns-Yards	0-0	0-0
Punt Returns-Yards	1--2	2-8
Kickoff Return-Yards	7-127	2-26
Int. Return-Yards	1-0	1-13
Punts (Number-Avg)	7-44.0	3-39.0
Fumbles-Lost	2-1	0-0
Penalties-Yards	7-73	7-68
Possession Time	26:04	33:56
Sacks By: Number-Yards	0-0	3-23

COLORADO STATE INDIVIDUAL LEADERS

RUSHING	Att.	Yds.	TD
Hart	7	21	0
Jarrells	6	13	0
Oden Jr.	1	12	0
Team	1	(-13)	0
Grayson	4	(-21)	0

PASSING	A-C-I	Yds.	TD
Grayson	34-20-1	227	0
Lovett	1-1-0	39	1

RECEIVING	Rec.	Yds.	TD
Higgins	7	110	0
Williams	3	49	0
Hansley	3	16	0
Lovett	2	16	0
Grayson	1	39	1

TACKLES	UA	A	TT
Pierre-Louis	6	3	9
Morgan	3	6	9
Davis	6	2	8
James	3	3	6
Lovingood	3	3	6
Davis	4	1	5

2015 ARIZONA BOWL

Tuesday, Dec. 29, 2015 | 20,425
Arizona Stadium | Tucson, Ariz.

SCORE	1	2	3	4	OT	FINAL
Nevada	3	16	3	6	--	28
Colorado State	0	13	7	3	--	23

Rashard Higgins became the school's all-time receiving yardage leader as Colorado State fell 28-23 in the inaugural NOVA Home Loans Arizona Bowl.

Mike Bobo became the 1st CSU head coach to win seven regular season games in his first year.

After forcing a Nevada punt with 7:05 left, CSU drove 42 yards in eight plays to kick the go-ahead field goal, a 38-yard effort from Wyatt Bryan, with 3:40 remaining to put CSU up 23-22. Nevada, however, put together their longest drive since the 2nd quarter, covering 72 yards in eight plays for the game-winning touchdown.

CSU made one last threat, moving the ball from its own 12 to the Nevada 12-yard line in just 58 seconds, but the Rams could not get to the line of scrimmage for one last shot into the end zone before time ran out.

SCORING SUMMARY

NEV - Zuzo 19 yard field goal
NEV - Zuzo 37 yard field goal
CSU - Stevens 1 yard run (Bryan kick)
NEV - Butler 77 yard run (Zuzo kick failed)
CSU - Bryan 20 yard field goal
NEV - Mitchell 96 yard kickoff return (Zuzo kick)
CSU - Bryan 29 yard field goal
NEV - Zuzo 40 yard field goal
CSU - Oden, Jr. 9 yard run (Bryan kick)
CSU - Bryan 38 yard field goal
NEV - Butler 4 yard run (Butler run failed)

TEAM STATISTICS	CSU	NEV
First Downs	30	18
Rushes-Yards	42-222	40-270
Passing Yards	310	74
Passes Att-Comp-Int	42-22-0	13-6-0
Total Plays-Yards	84-532	53-345
Fumble Returns-Yards	0-0	1-9
Punt Returns-Yards	0-0	1-13
Kickoff Return-Yards	4-96	5-182
Int. Return-Yards	0-0	0-0
Punts (Number-Avg)	2-38.0	2-35.0
Fumbles-Lost	1-1	0-0
Penalties-Yards	7-65	3-20
Possession Time	32:30	27:30
Sacks By: Number-Yards	1-2	3-11

COLORADO STATE INDIVIDUAL LEADERS

RUSHING	Att.	Yds.	TD
Matthews	12	87	0
Dawkins	14	62	0
Oden	8	51	1
Stevens	7	12	1
Leonard	1	10	0

PASSING	A-C-I	Yds.	TD
Stevens	42-22-0	310	0

RECEIVING	Rec.	Yds.	TD
Higgins	9	129	0
Dawkins	3	35	0
Matthews	2	31	0
Hansley	2	31	0
Walker	2	31	0
Vaden	2	24	0
Peralta	1	22	0

TACKLES	UA	A	TT
Davis	5	2	7
Pierre-Louis	5	2	7
Barrett	4	2	6

2016 FAMOUS IDAHO POTATO BOWL

Thursday, Dec. 22, 2016 | 24,975
Albertsons Stadium | Boise, Idaho

SCORE	1	2	3	4	OT	FINAL
Idaho	0	20	21	20	--	61
Colorado State	0	7	7	36	--	50

Sophomore receiver Olabisi Johnson set CSU's all-time record for receiving yards in a game with 265, but the Rams allowed 606 yards of total offense and a 41-0 Vandal scoring run. Junior quarterback Nick Stevens threw for 445 yards and a career-best tying five touchdowns.

The Rams jumped out to a 7-0 lead on a 52-yard touchdown pass from Stevens to Johnson on the first play of the second quarter, but struggled from that point as the Vandals scored 41 unanswered points. CSU scored 36 points in just over 5 minutes in the fourth, but ultimately couldn't overcome its early struggles, which included three turnovers.

Sophomore linebacker Josh Watson led the way for the Rams defensively, recording 10 total tackles

SCORING SUMMARY

CSU - Johnson 52 yard pass from Stevens (Bryan kick)
UI - Saunders 2 yard run (Rehkow kick failed)
UI - Saunders 26 yard run (Rehkow kick)
UI - Sannon 6 yard pass (Rehkow kick)
UI - Linehan 7 yard run (Rehow kick)
UI - Watson 74 yard pass from Linehan (Rehkow kick)
UI - Sannon 16 yard pass from Linehan (Rehkow kick)
CSU - Gallup 12 yard pass from Stevens (Bryan kick)
UI - Duckworth 5 yard run (Rehkow kick)
CSU - Johnson 73 yard pass from Stevens (Bryan kick)
UI - Frysinger 54 yard pass from Linehan (Rehkow kick)
CSU - Gallup 60 yard pass from Stevens (Bryan kick)
UI - Saunders 12 yard run (Rehkow kick failed)
CSU - Gallup 3 yard pass from Stevens (Bryan kick)
CSU - Dawkins 22 yard run (Bryan kick)
CSU - Matthews 1 yard run (Johnson pass from Stevens)

TEAM STATISTICS	CSU	IDAHO
First Downs	25	30
Rushes-Yards	30-155	51-225
Passing Yards	445	381
Passes Att-Comp-Int	36-21-2	31-21-0
Total Plays-Yards	66-600	82-606
Fumble Returns-Yards	0-0	0-0
Punt Returns-Yards	1-(-4)	1-4
Kickoff Return-Yards	9-163	4-90
Int. Return-Yards	0-0	2-0
Punts (Number-Avg)	6-42.5	7-34.7
Fumbles-Lost	2-1	1-0
Penalties-Yards	10-92	7-69
Possession Time	23:55	36:05
Sacks By: Number-Yards	3-12	0-0

COLORADO STATE INDIVIDUAL LEADERS

RUSHING	Att.	Yds.	TD
Dawkins	16	118	1
Matthews	10	29	1
Stevens	2	5	0
Clark	2	3	0

PASSING	A-C-I	Yds.	TD
Stevens	36-21-2	445	5

RECEIVING	Rec.	Yds.	TD
Johnson	7	265	2
Gallup	6	108	3
Ruiz	3	35	0

TACKLES	UA	A	TT
Watson	6	4	10
Davis	7	2	9
Colorito	5	3	8

2017 GILDAN NEW MEXICO BOWL

Saturday, Dec. 16, 2017 | 26,087
Dreamstyle Stadium | Albuquerque, N.M.

SCORE	1	2	3	4	OT	FINAL
Marshall	0	21	10	0	--	31
Colorado State	0	14	0	14	--	28

The 2013 New Mexico Bowl comeback was not to be replicated, as they fell 31-28 to the Marshall Thundering Herd in the 2017 edition of the bowl.

CSU trailed 31-14 late in the third quarter, but strung together a pair of fourth-quarter touchdown drives that brought them back within a field goal. After a defensive stand, the Rams got the ball back with 3:18 remaining. but on 4th-and-5 with 1:38 left, senior Nick Stevens had his pass attempt batted back to him and was tackled for a loss.

Stevens attempted a career-high 52 passes, as the Rams managed just 70 yards rushing on 31 attempts. Consensus All-American and Biletnifkoff finalist Michael Gallup finished with six receptions for 68 yards to set a CSU single-season receptions record with 100.

SCORING SUMMARY

MU - Brady 76-yard pass from Litton (Vedvik kick)
CSU - Clark 5-yard pass from Stevens (Bryan kick)
MU - Yurachek 15-yard pass from Litton (Vedvik kick)
CSU - Stevens 9-yard run (Bryan kick)
MU - Davis 68-yard run (Vedvik kick)
MU - King 90-yard run (Vedvik kick)
MU - Vedvick 21-yard FG kick
CSU - Clark 24-yard pass from Stevens (Bryan kick)
CSU - Stevens 1-yard run (Bryan kick)

TEAM STATISTICS	CSU	MU
First Downs	26	18
Rushes-Yards	31-70	33-239
Passing Yards	320	262
Passes Att-Comp-Int	25-52-0	17-32-2
Total Plays-Yards	83-390	65-501
Fumble Returns-Yards	0-0	0-0
Punt Returns-Yards	2-0	1-1
Kickoff Return-Yards	0-0	1-23
Int. Return-Yards	2-(-1)	0-0
Punts (Number-Avg)	8-41.8	6-41.0
Fumbles-Lost	0-0	0-0
Penalties-Yards	3-15	11-107
Possession Time	32:04	27:56
Sacks By: Number-Yards	3-24	5-31

COLORADO STATE INDIVIDUAL LEADERS

RUSHING	Att.	Yds.	TD
Dawkins	10	50	0
Matthews	10	31	0
May	1	7	0
Clark	2	(-1)	0
Stevens	8	(-16)	2

PASSING	A-C-I	Yds.	TD
Stevens	52-25-0	320	2

RECEIVING	Rec.	Yds.	TD
Johnson	6	119	0
Gallup	6	68	0
Clark	4	48	2
Jackson	2	48	0
Fackrell	3	38	0
Dawkins	3	0	0
Stevens	1	(-1)	0

TACKLES	UA	A	TT
McDonald	6	3	9
Fogal	4	2	6
Watson	2	4	6
Moody	4	0	4

		TOTAL OFF.				RUSHING				PASSING							3RD DN			1ST		TO		
YR	G	PLS	YDS	YPG	TD	ATT	YDS	YPG	TD	ATT	CMP	YDS	YPG	%	TD	INT	ATT	CO	%	DNS	PEN	+/-	PTS	PPG
1950	9	522	2,715	301.6	-	387	1,829	203.2	-	140	60	886	98.4	42.9	7	14	-	-	-	108	-	-	215	23.8
1951	10	649	3,161	316.1	-	460	1,721	172.1	-	189	98	1,440	144.0	51.9	-	18	-	-	-	159	-	-17	242	24.2
1952	10	638	2,704	270.4	26	449	1,673	167.3	-	189	91	1,031	103.1	48.1	7	15	-	-	-	126	62	+1	177	17.7
1953	-	-	-	-	-	-	-	-	-	-	-	-	-	-	-	-	-	-	-	-	-	-	-	-
1954	10	-	2,287	228.7	-	342	1,409	140.9	-	161	62	878	87.8	38.5	-	-	-	-	-	110	-	-	93	9.3
1955	10	638	2,661	266.1	26	510	1,947	194.7	-	128	51	714	71.4	39.8	6	7	-	-	-	137	42	+6	175	17.5
1956	10	630	2,506	250.6	23	483	1,760	176.0	-	147	44	747	74.7	29.9	5	25	-	-	-	129	53	-22	156	15.6
1957	10	602	2,381	238.1	15	469	1,670	167.0	-	133	49	711	71.1	36.8	4	17	-	-	-	-	-	-	109	10.9
1958	10	581	2,518	251.8	-	452	1,803	180.3	-	129	56	715	71.5	43.4	9	6	-	-	-	116	-	-	178	17.8
1959	10	539	2,338	233.8	17	437	1,727	172.7	-	102	38	611	61.1	37.3	3	10	-	-	-	109	-	+2	123	12.3
1960	10	531	1,865	186.5	13	376	1,173	117.3	-	155	53	692	69.2	34.2	3	18	-	-	-	104	-	-12	92	9.2
1961	10	599	2,373	237.3	10	432	1,600	160.0	-	167	70	773	77.3	41.9	2	19	-	-	-	131	-	-17	74	7.4
1962	10	-	2,035	203.5	-	-	1,207	120.7	-	197	82	828	82.8	41.6	-	20	-	-	-	120	-	-14	66	6.6
1963	10	-	2,696	269.6	-	-	2,165	216.5	-	138	52	531	53.1	37.7	-	9	-	-	-	118	-	+5	118	11.8
1964	11	663	2,072	188.4	16	503	1,437	130.6	-	160	48	635	57.7	30.0	4	17	-	-	-	121	-	+9	111	10.1
1965	10	709	3,338	333.8	35	470	2,084	208.4	18	239	99	1,254	125.4	41.4	15	13	-	-	-	169	-	+19	264	26.4
1966	10	709	3,353	335.3	37	502	2,021	202.1	26	207	89	1,332	133.2	43.0	10	11	-	-	-	152	-	+16	275	27.5
1967	10	782	3,387	338.7	28	571	2,262	226.2	20	211	83	1,105	110.5	39.3	8	12	-	-	-	190	88	0	219	21.9
1968	10	757	2,729	272.9	15	492	1,428	142.8	10	265	100	1,311	131.1	37.7	7	19	-	-	-	160	64	-1	133	13.3
1969	10	689	3,054	305.4	30	439	1,646	164.6	19	250	121	1,408	140.8	48.4	9	14	-	-	-	166	-	+7	166	16.6
1970	11	878	4,226	384.2	27	554	2,044	185.8	19	324	137	1,860	169.0	42.3	8	17	-	-	-	214	-	-2	214	19.5
1971	11	840	3,386	307.8	23	618	2,148	195.3	18	222	93	1,238	112.5	41.9	3	15	-	-	-	198	-	-14	198	18.0
1972	11	849	3,335	303.2	18	670	1,736	157.8	11	279	120	1,599	145.4	43.0	6	**26**	-	-	-	194	54	-27	128	11.6
1973	11	793	3,377	307.0	34	422	1,177	107.0	21	371	169	2,200	200.0	45.6	11	19	-	-	-	168	78	-1	250	22.7
1974	11	803	4,476	406.9	37	436	1,596	145.1	13	367	171	2,880	261.8	46.6	23	24	-	-	-	220	80	-15	295	26.8
1975	11	804	3,332	302.0	19	544	1,988	180.7	12	260	117	1,334	121.3	45.0	4	17	-	-	-	180	86	+3	172	15.6
1976	11	759	3,438	312.5	23	592	2,391	217.4	17	167	67	1,047	95.2	38.3	3	13	-	-	-	178	88	-10	186	18.6
1977	12	937	4,242	353.5	40	694	2,450	204.2	19	243	103	1,816	151.3	42.4	18	12	-	-	-	214	102	+9	310	25.8
1978	11	854	4,188	380.7	29	613	2,580	234.5	13	240	108	1,608	146.2	45.0	13	17	-	-	-	219	105	-1	238	21.6
1979	12	773	3,164	263.7	20	584	2,121	176.8	13	188	82	1,043	86.9	43.6	4	8	-	-	-	157	88	-7	177	14.8
1980	11	855	4,161	378.3	26	442	1,469	133.5	11	413	210	2,692	244.7	50.8	15	17	152	60	39.5	227	84	-3	232	21.1
1981	12	853	3,146	262.2	23	444	681	56.8	2	409	183	2,465	205.4	44.7	21	25	196	61	31.1	198	80	-18	164	13.6
1982	11	827	3,766	342.4	27	415	984	89.5	5	412	214	2,782	252.9	51.9	21	23	-	-	-	205	91	-9	220	20.0
1983	11	931	4,459	371.6	27	487	1,086	98.7	14	444	280	3,373	306.6	63.1	12	20	177	71	40.1	271	**107**	-9	222	20.2
1984	11	808	4,041	367.4	27	413	1,275	115.9	12	394	215	2,770	251.8	54.6	16	17	161	61	37.8	238	74	-18	230	20.9
1985	12	809	4,046	337.2	29	436	1,534	127.8	12	373	218	2,512	209.3	58.4	16	14	164	76	46.3	217	75	+5	251	20.9
1986	11	843	4,028	366.2	30	463	1,373	124.8	21	320	208	2,655	241.4	54.7	7	16	167	74	44.3	214	67	+6	266	24.2
1987	12	851	4,273	356.1	32	433	1,067	88.9	12	418	240	3,206	267.2	57.4	16	18	179	70	39.1	230	69	-14	245	20.4
1988	11	784	3,682	334.7	23	387	1,092	99.3	10	397	204	2,590	235.5	51.4	12	24	171	58	33.9	193	81	-5	193	17.5
1989	11	804	4,329	393.5	39	561	2,541	231.0	31	243	131	1,788	162.5	53.9	11	17	151	65	43.0	240	68	+13	350	31.8
1990	13	1018	5,250	403.8	48	**697**	2,827	217.5	**37**	321	180	2,423	186.4	56.1	8	13	203	85	41.9	276	87	+16	372	28.6
1991	11	779	4,190	380.9	35	486	1,875	170.5	16	293	172	2,315	210.5	58.7	18	15	143	57	39.9	222	62	-23	265	24.1
1992	12	849	4,876	406.3	37	571	**2,881**	**240.1**	25	278	134	1,995	166.3	48.2	12	17	171	75	43.9	262	68	-6	281	23.4
1993	11	734	3,596	326.9	30	435	1,793	163.0	14	299	134	1,803	163.9	44.8	13	9	155	57	36.8	194	93	+7	230	20.9
1994	12	856	5,088	424.0	51	505	2,140	178.3	29	352	185	2,948	245.7	52.6	18	15	166	66	39.8	254	96	+4	400	33.3
1995	12	837	4,343	361.9	45	483	1,932	161.0	21	354	170	2,421	201.8	48.0	17	19	155	58	37.4	230	98	-3	339	28.3
1996	12	838	5,507	458.9	50	494	2,505	208.8	32	344	195	2,942	245.2	56.7	18	12	150	68	45.3	277	83	0	380	31.7
1997	13	828	5,496	422.8	**64**	527	2,845	218.8	32	301	190	2,651	203.9	63.1	24	9	151	54	35.8	258	87	+**26**	477	**36.7**
1998	12	824	4,624	385.3	40	459	1,978	164.8	20	366	225	2,646	220.5	61.5	17	12	161	60	37.3	246	60	+7	345	28.8
1999	12	796	4,351	362.6	45	421	1,745	145.4	20	377	216	2,627	218.9	57.3	20	14	152	47	30.9	222	73	-2	345	28.8
2000	12	823	4,517	376.4	47	448	1,667	138.9	20	384	223	2,875	239.6	58.1	21	14	165	61	37.0	248	46	+1	363	30.3
2001	12	782	4,159	346.6	36	504	2,340	195.0	20	278	133	1,819	151.6	47.8	12	16	169	60	35.5	202	64	+2	298	24.8
2002	14	973	5,440	388.6	50	622	2,880	205.7	32	351	184	2,560	182.9	52.4	15	12	208	90	43.3	278	51	+3	418	29.9
2003	13	900	5,706	438.9	49	543	2,480	190.8	25	357	217	3,226	248.2	60.8	22	15	177	80	45.2	277	63	-15	381	29.3
2004	11	742	4,102	372.9	31	392	1,228	111.6	15	350	209	2,874	261.3	59.7	15	17	158	64	40.5	220	48	-12	261	23.7
2005	12	822	4,896	408.0	41	420	1,460	121.7	14	402	248	3,436	286.3	61.7	25	15	169	69	40.8	241	73	+5	321	26.8
2006	12	735	3,535	294.6	26	372	918	76.5	10	363	221	2,617	218.1	60.9	13	13	177	72	40.7	195	57	-7	202	16.8
2007	12	838	4,546	378.8	37	521	2,000	166.7	15	317	197	2,546	212.2	62.1	18	15	183	76	41.5	238	63	0	304	25.3
2008	13	883	5,146	395.8	40	456	1,919	147.6	18	427	256	3,227	248.2	60.0	19	16	177	80	45.2	262	60	+2	327	25.2
2009	12	741	4,210	350.8	33	416	1,731	144.2	15	325	181	2,479	206.6	55.7	17	15	150	53	35.3	222	69	+1	260	21.7
2010	12	785	4,018	334.8	22	392	1,356	113.0	10	393	253	2,662	221.8	**64.4**	11	13	169	62	36.7	217	54	-8	198	16.5
2011	12	796	4,217	351.4	32	452	2,002	166.8	17	344	208	2,215	184.6	60.4	12	14	164	56	34.1	220	82	-4	257	21.4
2012	12	750	4,068	339.0	33	399	1,546	128.8	12	351	206	2,522	210.2	58.7	17	15	154	53	34.4	216	78	-5	254	21.2
2013	14	**1,051**	**6,591**	470.8	63	571	2,861	204.4	**37**	480	298	3,730	266.4	62.1	24	11	**213**	**92**	43.2	321	76	+2	**507**	36.2
2014	13	882	6,252	480.9	58	435	2,071	159.3	24	447	286	**4,181**	**321.6**	64.0	**34**	7	174	85	48.9	299	72	+2	441	33.9
2015	13	926	5,536	425.8	48	534	2,571	197.8	20	392	233	2,965	228.1	59.4	24	15	187	86	46.0	301	97	-12	385	29.6
2016	13	900	6,012	462.5	61	539	2,831	217.8	30	361	218	3,181	244.7	60.4	29	7	172	73	42.4	292	78	-1	459	35.3
2017	13	977	6,402	**492.5**	56	518	2,603	200.2	26	459	284	3,799	292.2	61.9	29	10	183	**92**	**50.3**	**331**	81	+2	434	33.4
2018	12	894	4,926	410.5	35	392	1,267	105.6	8	**502**	303	3,659	304.9	60.4	26	16	189	81	42.9	274	94	-10	274	22.8
2019	12	841	5,249	437.4	39	395	1,586	132.2	18	446	280	3,663	305.2	62.8	21	11	169	67	39.6	258	80	-11	337	28.1
2020	4	272	1,294	323.5	11	156	496	124.0	6	116	59	798	199.5	50.9	4	3	59	13	22.0	69	24	+1	89	22.2
2021	12	911	4,989	415.8	30	515	1,969	164.1	14	396	237	3,020	251.7	59.8	15	11	202	82	40.6	256	85	-6	284	23.7
2022	12	707	3,429	285.8	19	385	1,068	89.0	4	322	203	2,361	196.8	63.0	12	11	151	34	22.5	176	83	-5	158	13.2
2023	12	833	4,784	398.7	38	332	1,278	106.5	10	501	**311**	3,678	306.5	62.0	18	16	175	72	41.1	248	92	-5	313	26.1

Bold indicates school record; 2020 is not considered in the season records due to the shortened season.

		TOTAL OFF.				RUSHING				PASSING							3RD DN			1ST		TO		
YR	G	PLS	YDS	YPG	TD	ATT	YDS	YPG	TD	ATT	CMP	YDS	YPG	%	TD	INT	ATT	CO	%	DNS	PEN	+/-	PTS	PPG
1950	9	***556***	***2,223***	247.0	-	387	1,291	143.4	-	169	83	932	103.6	49.1	7	16	-	-	-	***124***	-	-	141	15.7
1951	10	667	2,451	245.1	-	510	1,663	166.3	-	157	70	788	78.8	44.6	-	10	-	-	-	126	-	+17	158	15.8
1952	10	657	2,856	285.6	-	490	2,046	204.6	-	167	64	810	81.0	38.3	***3***	9	-	-	-	135	39	-1	137	13.7
1953	9	-	-	-	-	-	-	-	-	-	-	-	-	-	-	-	-	-	-	-	-	-	149	16.5
1954	10	-	3,672	367.2	-	-	2,775	**277.5**	-	-	-	897	89.7	-	-	-	-	-	-	166	-	-	248	24.8
1955	10	616	2,362	***236.2***	***16***	469	1,745	174.5	-	132	***56***	***617***	***61.7***	42.4	5	12	-	-	-	129	***37***	-6	***108***	***10.8***
1956	10	653	3,663	366.3	47	476	2,168	216.8	-	173	81	1,490	149.0	46.8	7	16	-	-	-	156	49	+22	305	30.5
1957	10	-	-	-	-	-	-	-	-	-	-	-	-	-	-	-	-	-	-	-	-	-	224	22.4
1958	10	-	2,383	238.3	-	-	1,536	153.6	-	171	67	847	84.7	39.2	-	15	-	-	-	142	-	-	110	11.0
1959	10	-	2,785	278.5	-	-	***734***	***73.4***	-	188	86	1,051	105.1	45.7	-	12	-	-	-	160	-	-2	147	14.7
1960	10	-	3,481	348.1	-	-	2,401	240.1	-	153	75	1,080	108.0	49.0	-	11	-	-	-	178	-	+12	240	24.0
1961	10	-	3,163	316.3	-	-	2,073	207.3	-	***131***	61	1,090	109.0	46.6	-	7	-	-	-	170	-	+17	249	24.9
1962	10	-	3,484	348.4	-	-	2,562	256.2	-	135	63	922	92.2	46.7	-	8	-	-	-	163	-	+14	269	26.9
1963	10	-	-	-	-	-	-	-	-	-	-	-	-	-	-	-	-	-	-	-	-	-5	299	29.9
1964	11	654	3,078	279.8	-	449	1,555	141.4	-	205	94	1,523	138.5	45.9	-	13	-	-	-	150	-	-9	199	18.1
1965	10	696	3,685	368.5	36	384	1,640	164.0	20	312	147	2,045	204.5	47.1	14	21	-	-	-	176	-	-19	264	26.4
1966	10	636	2,998	299.8	25	***365***	1,256	125.6	10	271	133	1,742	174.2	49.1	15	20	-	-	-	154	-	-16	178	17.8
1967	10	674	2,735	273.5	18	402	1,231	123.1	***9***	272	100	1,504	150.4	***36.8***	9	16	-	-	-	147	70	0	149	14.9
1968	10	781	3,574	357.4	32	528	2,070	207.0	20	253	109	1,504	150.4	43.1	11	10	-	-	-	195	81	+1	262	26.2
1969	10	834	3,978	397.8	41	612	2,581	258.1	26	222	91	1,397	139.7	41.0	9	15	-	-	-	193	-	-7	288	28.8
1970	11	874	4,226	384.2	32	554	2,094	190.4	16	320	150	2,132	193.8	46.9	13	18	-	-	-	238	-	+2	256	23.3
1971	11	746	3,739	339.9	38	531	2,528	229.8	25	215	88	1,195	108.6	40.9	11	9	-	-	-	184	-	+14	276	25.1
1972	11	778	4,568	415.3	58	566	2,709	246.3	29	212	96	1,859	169.0	45.3	25	4	-	-	-	203	62	**+27**	413	37.5
1973	11	848	4,020	365.5	44	638	2,476	225.1	26	210	94	1,544	140.4	44.8	17	13	-	-	-	204	89	+1	333	30.3
1974	11	804	3,512	319.3	35	607	2,184	198.5	19	197	104	1,328	120.7	52.8	14	9	-	-	-	205	80	+15	266	24.2
1975	11	798	3,588	326.2	31	572	2,259	205.4	20	226	97	1,329	120.8	42.9	11	15	-	-	-	213	60	-3	234	21.3
1976	11	810	3,083	280.3	21	572	1,699	154.5	12	238	111	1,384	125.8	46.6	10	15	-	-	-	180	60	+10	186	16.9
1977	12	832	3,493	291.1	27	551	1,541	128.4	10	295	122	1,982	165.2	41.4	21	23	-	-	-	187	102	-9	223	18.6
1978	11	802	3,625	329.5	32	529	1,750	159.1	18	273	135	1,875	170.5	49.5	11	22	-	-	-	206	**117**	+1	247	22.5
1979	12	852	4,426	368.8	30	594	2,502	208.5	15	258	129	1,924	160.3	50.0	13	15	-	-	-	223	96	+7	238	19.8
1980	11	822	4,793	435.7	44	543	2,429	220.8	23	279	156	2,364	214.9	55.9	19	12	162	76	46.9	233	90	+3	330	30.0
1981	12	955	5,421	451.8	**70**	**655**	**3,304**	275.3	**41**	300	180	2,117	176.4	60.0	28	12	193	91	47.2	279	44	+18	**502**	**41.8**
1982	11	811	4,054	368.5	33	530	1,838	167.1	***9***	281	132	2,216	201.5	47.0	19	12	-	-	-	209	94	+9	267	24.3
1983	11	840	4,703	427.5	44	508	2,230	202.7	26	332	190	2,473	224.8	57.2	17	15	164	73	44.5	250	71	+9	340	30.9
1984	11	814	4,758	432.5	48	530	2,389	217.2	31	284	160	2,369	215.4	56.3	17	8	155	53	34.2	222	82	+18	360	32.7
1985	12	942	5,589	**465.8**	40	574	2,924	243.7	28	368	221	2,665	222.1	60.1	11	13	174	**100**	**57.5**	284	93	-5	332	27.7
1986	11	819	3,889	353.5	29	443	1,395	126.8	10	376	216	2,494	226.7	57.4	17	20	160	65	40.6	201	74	-6	237	21.5
1987	12	882	5,003	416.9	45	505	2,031	169.3	24	377	234	2,972	247.7	62.1	20	11	173	72	41.6	246	105	+14	370	30.8
1988	11	824	4,403	400.3	41	501	1,996	181.5	20	323	178	2,407	218.8	55.1	17	14	171	75	43.9	235	90	+5	342	31.1
1989	11	790	4,650	422.7	38	479	2,228	202.5	20	311	162	2,422	220.2	52.1	16	21	161	85	52.8	239	103	-13	304	27.6
1990	13	896	4,766	366.6	39	486	1,747	134.4	19	410	222	3,019	232.2	54.1	17	**25**	176	64	36.4	256	97	-16	302	23.2
1991	11	780	4,590	417.3	50	495	2,423	220.3	31	285	160	2,167	197.0	56.1	15	5	146	60	41.1	238	71	+23	375	34.1
1992	12	715	5,157	429.8	39	532	2,612	217.7	23	352	177	2,545	212.1	50.3	16	13	156	55	35.3	269	63	+6	334	27.8
1993	11	785	4,276	388.7	32	430	1,448	131.6	13	355	217	2,828	257.1	61.1	18	12	159	63	39.6	237	72	-7	268	24.4
1994	12	883	4,059	338.3	32	473	1,603	133.6	14	411	224	2,456	204.7	54.5	13	19	185	59	31.9	225	80	-4	269	22.4
1995	12	847	4,123	343.6	34	497	1,750	145.8	14	344	196	2,373	197.8	57.0	17	19	174	56	32.2	225	95	+3	244	20.3
1996	12	942	5,501	458.4	41	521	2,555	212.9	29	421	255	2,946	245.5	60.6	12	13	172	75	43.6	**304**	72	0	336	28.0
1997	13	913	4,308	331.4	24	506	1,789	137.6	11	407	208	2,519	193.8	51.1	11	19	198	71	35.9	237	91	***-26***	203	15.6
1998	12	840	4,039	336.6	33	511	1,917	159.8	17	329	187	2,122	176.8	56.8	14	14	179	66	36.9	225	73	-7	263	21.9
1999	12	859	4,284	357.0	32	475	1,657	138.1	12	382	222	2,696	224.7	58.1	14	13	182	56	30.8	231	98	+2	269	22.4
2000	12	800	3,899	324.9	27	453	1,680	140.0	11	349	195	2,326	193.8	55.9	14	13	163	***46***	***28.2***	207	67	-1	225	18.8
2001	12	894	5,031	419.3	35	531	2,455	204.6	19	363	209	2,576	214.7	57.6	13	17	185	79	42.7	262	55	-2	274	22.8
2002	14	987	5,227	373.4	45	543	2,346	167.6	25	444	259	2,881	205.8	58.3	16	14	198	70	35.4	280	66	-3	332	23.7
2003	13	867	4,808	369.8	40	490	2,010	154.6	20	377	216	2,798	215.2	57.3	17	13	184	74	40.2	243	69	+15	318	24.5
2004	11	800	4,572	415.6	41	472	2,439	221.7	23	328	186	2,133	193.9	56.7	15	8	154	65	42.2	247	69	+12	325	29.5
2005	12	833	5,146	428.8	45	527	2,674	222.8	25	306	180	2,472	206.0	58.8	19	13	157	64	40.8	263	67	-5	369	30.8
2006	12	750	3,964	330.3	33	438	1,789	149.1	21	312	180	2,175	181.3	57.7	11	7	156	59	37.8	214	72	+7	263	21.9
2007	12	840	4,982	415.2	45	507	2,487	207.3	27	333	209	2,495	207.9	62.8	15	7	166	71	42.8	254	65	0	369	30.8
2008	13	866	5,331	410.1	51	470	2,471	190.1	22	396	253	2,860	220.0	63.9	23	10	172	81	47.1	278	78	-2	393	30.2
2009	12	816	4,653	387.8	47	434	1,825	152.1	22	382	243	2,828	235.7	63.6	24	11	172	94	54.7	262	72	-1	358	29.8
2010	12	785	5,086	423.8	54	479	2,375	197.9	27	306	213	2,711	225.9	69.6	24	***4***	154	84	54.5	258	56	+8	416	34.7
2011	12	803	4,959	413.2	50	510	2,804	233.7	28	293	181	2,155	179.6	61.8	19	8	165	71	43.0	251	66	+4	375	31.2
2012	12	884	4,867	405.6	46	520	2,429	202.4	19	364	219	2,438	203.2	60.2	25	7	188	91	48.4	275	60	+5	363	30.2
2013	14	**1,012**	**5,828**	416.3	52	520	1,968	140.6	16	**492**	**310**	**3,860**	**275.7**	63.0	**33**	10	**218**	81	37.2	288	66	-2	417	29.8
2014	13	962	5,525	425.0	41	529	2,610	200.8	27	433	238	2,915	224.2	54.9	13	13	200	84	42.0	293	59	-2	326	25.1
2015	13	877	5,077	390.5	42	553	2,768	212.9	27	324	175	2,309	177.6	54.0	12	8	171	59	34.5	256	83	+12	354	27.2
2016	13	892	5,450	419.2	53	577	2,782	214.0	34	315	185	2,668	205.2	58.7	18	8	194	95	48.9	266	79	+1	395	30.4
2017	13	892	5,611	431.6	46	474	2,432	187.1	22	418	237	3,179	244.5	56.7	21	12	179	79	44.1	277	73	-2	361	27.8
2018	12	799	5,412	451.0	56	495	2,634	219.5	20	304	192	2,778	231.5	63.2	30	7	***145***	56	38.6	265	75	+10	441	36.8
2019	12	811	4,529	377.4	47	495	2,613	195.8	23	316	183	2,179	181.6	57.9	19	6	168	60	35.7	238	76	+11	374	31.2
2020	4	298	1,435	358.8	18	176	434	108.5	8	122	74	1,001	250.2	60.7	5	1	67	27	40.3	79	22	-1	143	35.8
2021	12	829	4,528	377.4	43	494	1,995	166.3	18	335	194	2,533	211.1	57.9	23	6	178	65	36.5	238	69	+6	339	28.3
2022	12	828	4,260	355.0	41	473	1,963	163.6	24	355	219	2,297	191.4	61.7	15	8	164	62	37.8	242	58	+5	323	26.9
2023	12	874	4,991	415.9	41	485	1,995	166.3	18	389	278	2,996	249.7	**71.5**	20	9	179	79	44.1	277	77	+5	355	29.6

Bold indicates a record-high; ***Bold Italics*** indicates a record low; 2020 is not considered in the season records due to the shortened season.

Year	Overall	Conf.	Finish	Coach	Notes
Colorado Football/Intercollegiate Athletic Association (1893-1908)					
1893	3-5-0	--	--	None	
1894	0-1-0	--	-	None	
1895-98	*No Team*				
1899	0-2-1	--	-	W.J. Forbes	First season at Durkee Field
1900	1-3-0	--	-	George Toomey	
1901	1-2-0	--	-	Clarence Griffith	
1902	1-3-2	--	-	Clarence Griffith	
1903	5-1-0	--	-	Matt Rothwell	
1904	1-4-1	--	-	John McIntosh	
1905	3-4-0	--	-	John McIntosh	
1906	1-2-1	--	-	Claude Rothgeb	
1907	0-4-0	--	-	Claude Rothgeb	
1908	1-3-0	--	-	Claude Rothgeb	
Colorado Faculty Athletic Conference (1909)					
1909	1-2-0	--	-	Claude Rothgeb	
Rocky Mountain Athletic Conference (1910-37)					
1910	0-5-0	--	-	George Cassidy	
1911	0-6-0	--	-	Harry Hughes	Last season at Durkee Field
1912	3-2-0	2-2-0	T-3rd	Harry Hughes	First season at Colorado Field
1913	3-2-0	3-2-0	3rd	Harry Hughes	
1914	3-4-0	3-3-0	4th	Harry Hughes	
1915	**7-0-0**	**7-0-0**	**1st**	**Harry Hughes**	**RMAC Champions**
1916	**6-0-1**	**6-0-1**	**1st**	**Harry Hughes**	**RMAC Champions**
1917	1-7-1	0-7-0	8th	Harry Hughes	
1918	0-2-0	0-2-0	3rd	Harry Hughes	
1919	**7-1-0**	**5-1-0**	**1st**	**Harry Hughes**	**RMAC Champions**
1920	**6-1-1**	**4-0-1**	**1st**	**Harry Hughes**	**RMAC Champions**
1921	2-3-1	2-2-1	T-4th	Harry Hughes	
1922	5-2-1	5-1-1	2nd	Harry Hughes	
1923	5-2-1	5-1-1	T-2nd	Harry Hughes	
1924	4-2-0	3-2-0	T-2nd	Harry Hughes	
1925	**9-1-0**	**8-0-0**	**1st**	**Harry Hughes**	**RMAC Champions**
1926	6-2-1	5-2-0	T-4th	Harry Hughes	
1927	**7-1-0**	**7-1-0**	**1st**	**Harry Hughes**	**RMAC Champions**
1928	6-2-0	6-2-0	3rd	Harry Hughes	
1929	5-4-0	4-4-0	8th	Harry Hughes	
1930	3-5-1	3-3-1	T-5th	Harry Hughes	
1931	5-4-0	5-2-0	T-2nd	Harry Hughes	
1932	4-3-1	4-3-1	5th	Harry Hughes	
1933	**5-1-1**	**5-1-1**	**T-1st**	**Harry Hughes**	**RMAC Champions**
1934	**6-2-1**	**6-1-1**	**T-1st**	**Harry Hughes**	**RMAC Champions**
1935	3-4-1	2-4-1	9th	Harry Hughes	
1936	4-4-1	3-4-1	7th	Harry Hughes	
1937	1-7-0	1-6-0	11th	Harry Hughes	
Mountain States/Skyline Athletic/Big 7 Conference (1938-61)					
1938	1-5-2	0-4-2	7th	Harry Hughes	
1939	2-7-0	2-4-0	6th	Harry Hughes	
1940	3-4-2	1-3-2	6th	Harry Hughes	
1941	4-2-1	3-2-1	T-4th	Harry Hughes	
1942	4-3-0	2-3-0	T-4th	Julius Wagner	
1943-44	*No Team - World War II*				
1945	2-5-1	0-4-0	T-2nd	Julius Wagner	
1946	2-3-0	1-2-0	-	Julius Wagner	
	0-4-0	0-3-0	6th	Harry Hughes	
1947	5-4-1	2-3-1	5th	Bob Davis	
1948	8-3-0	4-1-0	2nd	Bob Davis	Raisin Bowl
1949	9-1-0	4-1-0	2nd	Bob Davis	
1950	6-3-0	4-1-0	2nd	Bob Davis	
1951	5-4-1	3-3-1	4th	Bob Davis	
1952	6-4-0	5-2-0	3rd	Bob Davis	
1953	4-5-0	3-4-0	5th	Bob Davis	
1954	3-7-0	3-4-0	6th	Bob Davis	
1955	**8-2-0**	**6-1-0**	**1st**	**Bob Davis**	**Mountain States Champions**
1956	2-7-1	2-4-1	5th	Don Mullison	
1957	3-7-0	2-5-0	T-6th	Don Mullison	
1958	6-4-0	4-3-0	4th	Don Mullison	
1959	6-4-0	5-2-0	2nd	Don Mullison	
1960	2-8-0	1-6-0	T-7th	Don Mullison	
1961	0-10-0	0-6-0	7th	Don Mullison	

Year	Overall	Conf.	Finish	Coach	Notes
Division 1-A Independent (1962-68)					
1962	0-10-0	--	-	Mike Lude	
1963	3-7-0	--	-	Mike Lude	
1964	5-6-0	--	-	Mike Lude	
1965	4-6-0	--	-	Mike Lude	
1966	7-3-0	--	-	Mike Lude	
1967	4-5-1	--	-	Mike Lude	Last season at Colorado Field
Western Athletic Conference (1968-98)					
1968	2-8-0	1-4-0	6th	Mike Lude	First season in Hughes Stadium
1969	4-6-0	0-4-0	8th	Mike Lude	
1970	4-7-0	1-3-0	6th	Jerry Wampfler	
1971	3-8-0	1-4-0	7th	Jerry Wampfler	
1972	1-10-0	1-4-0	7th	Jerry Wampfler	
1973	5-6-0	2-4-0	7th	Sark Arslanian	
1974	4-6-1	2-3-1	6th	Sark Arslanian	
1975	6-5-0	4-2-0	3rd	Sark Arslanian	
1976	6-5-0	2-4-0	7th	Sark Arslanian	
1977	9-2-1	5-2-0	3rd	Sark Arslanian	
1978	5-6-0	2-4-0	5th	Sark Arslanian	
1979	4-7-1	4-3-0	4th	Sark Arslanian	
1980	6-4-1	5-1-1	2nd	Sark Arslanian	
1981	0-6-0	0-3-0	-	Sark Arslanian	
	0-6-0	0-5-0	9th	Chester Caddas*	Replaced Arslanian as interim head coach in week 7
1982	4-7-0	3-5-0	6th	Leon Fuller	
1983	5-7-0	4-4-0	7th	Leon Fuller	
1984	3-8-0	2-6-0	7th	Leon Fuller	
1985	5-7-0	4-4-0	5th	Leon Fuller	
1986	6-5-0	4-4-0	T-4th	Leon Fuller	
1987	1-11-0	1-7-0	8th	Leon Fuller	Gridiron Bowl (regular season)
1988	1-10-0	1-7-0	T-8th	Leon Fuller	
1989	5-5-1	4-3-0	5th	Earle Bruce	
1990	9-4-0	6-1-0	2nd	Earle Bruce	Freedom Bowl Champions
1991	3-8-0	2-6-0	T-8th	Earle Bruce	
1992	5-7-0	3-5-0	8th	Earle Bruce	
1993	5-6-0	5-3-0	T-4th	Sonny Lubick	
1994	**10-2-0**	**7-1-0**	**1st**	**Sonny Lubick**	**Final Ranking: 16; WAC Champions; Holiday Bowl**
1995	**8-4-0**	**6-2-0**	**T-1st**	**Sonny Lubick**	**WAC Co-Champions; Holiday Bowl**
1996	7-5	6-2-0	2nd	Sonny Lubick	
1997	**11-2**	**7-1-0**	**1st**	**Sonny Lubick**	**Final Ranking: 17; WAC Champions; Holiday Bowl Champions**
1998	8-4	5-3-0	T-3rd	Sonny Lubick	
Mountain West Conference (1999-Present)					
1999	**8-4**	**5-2-0**	**T-1st**	**Sonny Lubick**	**MWC Co-Champions; Liberty Bowl**
2000	**10-2**	**6-1-0**	**1st**	**Sonny Lubick**	**Final Ranking: 14; MWC Champions; Liberty Bowl Champions**
2001	7-5	5-2-0	2nd	Sonny Lubick	New Orleans Bowl Champions
2002	**10-4**	**6-1-0**	**1st**	**Sonny Lubick**	**MWC Champions; Liberty Bowl**
2003	7-6	4-3-0	3rd	Sonny Lubick	San Francisco Bowl
2004	4-7	3-4-0	T-4th	Sonny Lubick	
2005	6-6	5-3-0	T-2nd	Sonny Lubick	Poinsettia Bowl
2006	4-8	1-7-0	T-8th	Sonny Lubick	
2007	3-9	2-6-0	T-7th	Sonny Lubick	
2008	7-6	4-4-0	5th	Steve Fairchild	New Mexico Bowl Champions
2009	3-9	0-8-0	9th	Steve Fairchild	
2010	3-9	2-6-0	T-6th	Steve Fairchild	
2011	3-9	1-6-0	T-6th	Steve Fairchild	
2012	4-8	3-5-0	T-7th	Jim McElwain	
2013	8-6	5-3-0	T-3rd	Jim McElwain	New Mexico Bowl Champions
2014	10-3	6-2-0	T-2nd	Jim McElwain	Royal Purple Las Vegas Bowl
				Dave Baldwin*	Baldwin served as interim head coach for bowl game
2015	7-6	5-3-0	T-3rd	Mike Bobo	NOVA Home Loans Arizona Bowl
2016	7-6	5-3-0	5th	Mike Bobo	Last season in Hughes Stadium; Famous Idaho Potato Bowl
2017	7-6	5-3-0	5th	Mike Bobo	First season in Canvas Stadium; Gildan New Mexico Bowl
2018	3-9	2-6-0	T-9th	Mike Bobo	
2019	4-8	3-5	T-7th	Mike Bobo	
2020	1-3	1-3	T-4th	Steve Addazio	COVID-19 pandemic forces eight-game, conference-only schedule during which the Rams have four games canceled.
2021	3-9	2-6	T-4th	Steve Addazio	
2022	3-9	3-5	5th	Jay Norvell	
2023	5-7	3-5	8th	Jay Norvell	

Opponent	First Meeting	Last Meeting	Overall W-L-T	Home W-L-T	Road W-L-T
Abilene Christian	2017	2017*	1-0-0	1-0-0	0-0-0
Air Force	**1957**	**2023***	**21-39-1**	**10-17-0**	**11-22-1#**
Alabama	2013	2017	0-2-0	0-0-0	0-2-0
Arizona	1926	1994	3-13-1	0-3-0	3-10-1
Arizona State	1950	2000	1-20-0	1-5-0	0-15-0
Arkansas	1974	2018*	1-3-0	1-0-0	0-3-0
Arkansas State	1991*	1994*	2-0-0	2-0-0	0-0-0
Army	1959	1959	0-1-0	0-0-0	0-1-0
Boise State	**2011***	**2023***	**1-12-0**	**1-6-0**	**0-6-0**
Boston College	2003#	2014	1-1-0	0-0-0	1-1-0
Bradley	1957	1957	0-1-0	0-0-0	0-1-0
BYU	1922*	2010*	27-38-3	16-18-3	11-20-0#
California	2003	2008	1-2-0	0-1-0	1-1-0
Cal Poly	2013*	2013*	1-0-0	1-0-0	0-0-0
Chattanooga	1996*	1996*	1-0-0	1-0-0	0-0-0
Chicago	1923	1923	0-1-0	0-0-0	0-1-0
Colorado	**1893**	**2023**	**22-68-2**	**7-21-1**	**15-47-1#**
Colorado College	1900	1951	20-16-5	7-7-2	13-9-3
Colorado Mines	1893	1952	27-16-2	16-8-0	11-8-2#
Denver	1893#	1960	28-26-5	9-7-2	19-19-3
Drake	1922	1960*	3-2-0	1-1-0	2-1-0
East Tennessee State	2000*	2000	1-0-0	1-0-0	0-0-0
Eastern Michigan	1989*	1989*	0-0-1	0-0-1	0-0-0
Florida	2018	2018	0-1-0	0-0-0	0-1-0
Florida State	1972	1974	1-1-0	0-0-0	1-1-0
Fort Warren	1945	1946	1-1-0	0-0-0	1-1-0
Fresno State	**1992**	**2020**	**10-6-0**	**4-3-0**	**6-3-0#**
Fullerton State	1984*	1989	1-1-0	1-1-0	0-0-0
Georgia Southern	2007*	2007*	1-0-0	1-0-0	0-0-0
Hawai'i	1925	2023	16-12-0	10-3-0	6-9-0
Houston	1972	2008*	1-3-0	1-1-0	0-2-0
Idaho	1969*	2016#	4-4-0	3-1-0	1-3-0#
Illinois State	2018	2018*	0-1-0	0-1-0	0-0-0
Iowa State	1966*	1983	1-4-0	1-1-0	0-3-0
Kansas	1931	1993	0-4-0	0-1-0	0-3-0
Kansas State	1908	1995#	1-5-0	1-1-0	0-4-0#
Emporia State	1967*	1967*	1-0-0	1-0-0	0-0-0
Longmont Academy	1893	1893*	1-1-0	1-0-0	0-1-0
Louisiana Lafayette	1987	1987	0-1-0	0-1-0	0-0-0
Louisiana Tech	1990	1990	0-1-0	0-0-0	0-1-0
Louisville	2000#	2002*	2-1-0	1-0-0	1-1-0#
LSU	1985	1992	1-1-0	0-0-0	1-1-0
Marshall	2017	2017	0-1-0	0-0-0	0-1-0#
Memphis	1974*	1974*	0-1-0	0-1-0	0-0-0
Miami	1985	1985	0-1-0	0-0-0	0-1-0
Miami (Ohio)	2003*	2010	0-2-0	0-1-0	0-1-0
Michigan	1994#	2022	0-2-0	0-0-0	0-2-0#
Michigan State	1998	1998	1-0-0	0-0-0	1-0-0
Middle Tennessee	2022*	2023	1-1-0	0-1-0	1-0-0
Minnesota	2004*	2016	0-4-0	0-2-0	0-2-0

Bold *indicates opponent on 2024 schedule*

Opponent	First Meeting	Last Meeting	Overall W-L-T	Home W-L-T	Road W-L-T
Mississippi State	1981*	1984	0-2-0	0-1-0	0-1-0
Missouri	1982	1997#	1-1-0	0-0-0	1-1-0#
Montana	1946	1963	10-6-0	6-2-0	4-4-0
Montana State	1917*	2004*	3-0-1	3-0-1	0-0-0
Navy	2005#	2005#	0-1-0	0-0-0	0-1-0#
Nebraska	1920	1996	0-6-0	0-0-0	0-6-0
Nevada	1974*	2023*	14-5-0	9-1-0	5-4-0#
New Mexico	**1935**	**2022***	**44-25-0**	**20-11-0**	**24-14-0#**
New Mexico State	1948*	1999*	8-1-0	5-0-0	3-1-0
North Dakota State	2012*	2012*	0-1-0	0-1-0	0-0-0
North Texas	1967	2001*	1-2-0	0-1-0	1-1-0#
Northern Colorado	**1899***	**2016***	**20-0-1**	**9-0-1**	**9-0-0**
Occidental	1948#	1948#	0-1-0	0-0-0	0-1-0#
Ohio	1992*	1992*	1-0-0	1-0-0	0-0-0
Oklahoma State	1914	1955	1-1-0	0-0-0	1-1-0
Oregon	1976	1996	1-3-0	0-1-0	1-2-0#
Oregon State	1962	2017	2-1-0	1-0-0	1-1-0
Pacific	1954*	1978	7-3-0	2-2-0	5-1-0
Regis	1904*	1930	4-1-0	3-0-0	1-1-0
Rice	1998	1998	0-1-0	0-0-0	0-1-0
Sacramento State	2008*	2022*	1-1-0	1-1-0	0-0-0
San Diego State	**1978**	**2023***	**15-22-0**	**6-11-0**	**9-11-0**
San José State	**1961**	**2022**	**7-5-0**	**4-2-0**	**3-3-0**
Savannah State	2015	2015*	1-0-0	1-0-0	0-0-0
SMU	1998	1998	1-0-0	0-0-0	1-0-0
South Dakota State	1965*	2021*	2-1-0	1-1-0	1-0-0
Southern Miss	1985*	1999#	1-2-0	1-0-0	0-2-0#
TCU	1998*	2011	1-8-0	1-3-0	0-5-0#
Tennessee	1975	1987	0-4-0	0-0-0	0-4-0
Texas	**1975**	**1975**	**0-1-0**	**0-0-0**	**0-1-0**
Texas Tech	1968	1987	0-2-0	0-0-0	0-2-0
Toledo	1970	2021	2-2-0	1-1-0	1-1-0
Tulsa	1965	2014*	4-5-0	4-1-0	0-4-0
UC Davis	2014	2014	1-0-0	1-0-0	0-0-0
UCLA	1962	2002	0-2-0	0-0-0	0-2-0
UNLV	1978*	2023	17-7-1	10-4-0	7-3-1
USC	2004	2004	0-1-0	0-0-0	0-1-0
UTSA	2015	2016	2-0-0	1-0-0	1-0-0
Utah	1902	2014#	22-56-2	14-24-0	8-32-2#
Utah State	**1902**	**2023**	**39-38-2**	**18-16-1**	**21-22-1**
Utah Tech	2023*	2023*	1-0-0	1-0-0	0-0-0
UTEP	**1963***	**2013***	**25-10-0**	**14-3-0**	**11-7-0**
Washington State	2013#	2023*	1-2-0	0-1-0	1-1-0#
Weber State	2003*	2009*	3-0-0	3-0-0	0-0-0
West Texas State	1965	1977	3-4-1	3-1-0	0-3-1
West Virginia	1970	1981	1-3-0	1-1-0	0-2-0
Western State	1929*	1936*	2-0-0	2-0-0	0-0-0
Wichita State	1966	1976*	4-2-0	3-0-0	1-2-0
Wyoming	**1899***	**2023**	**58-51-5**	**32-24-1**	**26-27-4**
Xavier	1956	1956	0-1-0	0-0-0	0-1-0

** - home games; # - includes neutral site; road totals include postseason*

The program did not have a head coach from 1893-94 (3-6-0, .333) and did not field a team during the 1895-98 or 1943-44 seasons.

1893 Colorado Agricultural College CACs (3-5)

J 7	at	Longmont Academy	L 8-12	-
J 28		Longmont Academy	W 24-16	-
F 11		Colorado	L 6-70	-
Ap. 1	at	Northern Colorado	W 16-0	-
O 7	at	Colorado	L 6-44	-
O 14	at	Colorado Mines	L 6-12	-
O 21		Denver	W 10-6	-
O 28	at	Colorado Mines	L 0-50	-

1894 Colorado Agricultural College CACs (0-1)

O 27	at	Colorado	L 0-67	-

W.J. Forbes

First head coach in program history

1899 (One Season)

0-2-1 (.167)

Alma mater: Vermont

Forbes was the first paid coach in school history, earning $25 to lead the CACs in his only season at the helm.

1899 CAC Aggies (0-2-1)

O 21		Northern Colorado	T 5-5	-
O 28	at	Colorado	L 0-63	-
N 11		Colorado Mines	L 5-49	-
N 30	at	Wyoming* (Thanksgiving Day)	- -	-

**Game forfeited to CAC*

George Toomey

Second head coach in program history

1900-01 (One-plus Season)

1-3 (.250)

Alma mater: Baker, Denver ('98)

Toomey was well-liked but the Dibble scandal of 1901 ended his coaching career when he inadvertently played an ineligible man in the CU game, resigning after that contest.

1900 CAC Aggies (1-3)

O 6		Northern Colorado*	- -	-
O 13		Colorado College	L 0-53	-
O 20	at	Colorado	L 0-29	-
O 27	at	Colorado Mines	L 0-11	-
N 24		Wyoming	W 16-0	-

**Game forfeited to Northern Colorado.*

Clarence J. Griffith

Third head coach in program history

1901-02 (One-plus Season)

2-5-2 (.333)

Alma mater: Baker, Denver ('98)

Toomey's assistant, "Griff", took over in October 1901. He resigned just before the 1903 season to concentrate on his graduate studies and care for his new baby girl.

1901 CAC Aggies (1-2)

O 12		Colorado*	- -	-
O 19		Denver	W 56-5	-
O 26	at	Colorado College	L 0-16	-
N 5		Colorado Mines	L 0-11	-

*Toomey was replaced by Griffith after the 1901 season opener; The Aggies attempted to play an ineligible player and CU coach Fred Folsom pulled his team from the field in protest. CU, however, didn't protest the game properly and the Intercollegiate Athletic Association of Colorado awarded the game to CSU as a forfeit. Amid the controversy, Toomey resigned.

1902 CAC Aggies (1-3-2)

O 18	at	Colorado	L 6-11	-
O 25	at	Utah	T 0-0	-
O 27	at	Utah State	W 24-5	-
N 4		Colorado College	L 6-29	-
N 15	at	Colorado Mines	T 6-6	-
N 22		Denver	L 5-11	-

Matt Rothwell

Fourth head coach in program history

1903 (One Season)

5-1 (.833)

Alma mater: Colorado ('99)

A Denver doctor, Rothwell agreed to travel to Fort Collins to coach the Aggies, but that distance became a problem and he only coached the 1903 season.

1903 CAC Aggies (5-1)

O 10		Colorado	L 0-5	-
O 24		Colorado Mines	W 10-2	-
N 3	at	Colorado College	W 8-5	-
N 14		Wyoming	W 17-0	-
N 21	at	Denver	W 16-6	-
N 26	at	Utah (Thanksgiving Day)	W 16-5	-

John H. McIntosh

Fifth head coach in program history
1904-5 (Two Seasons)
4-8-1 (.308)
Alma mater: Georgia ('00)
Hired as both head football coach and the first director of athletics in 1904, McIntosh is credited with playing the first black athlete in school history, in 1905.

1904 CAC Aggies (1-4-1)

O 8		Regis	W 16-0	-
O 22		Denver	L 0-18	-
O 29	at	Colorado Mines	L 0-51	-
N 12		Colorado College	L 0-4	-
N 19	at	Colorado	L 0-46	-
N 24	at	Wyoming (Thanksgiving Day)	T 6-6	-

1905 CAC Aggies (3-4)

O 7		Denver	W 12-0	-
O 28		Colorado Mines	L 10-17	-
N 4	at	Colorado College	L 0-33	-
N 11	at	Northern Colorado	W 6-5	-
N 18	at	Denver	L 5-11	-
N 25		Wyoming	W 34-5	-
N 30	at	Utah (Thanksgiving Day)	L 0-24	-

Claude J. Rothgeb

Sixth head coach in program history
1906-09 (Four Seasons)
3-11-1 (.233)
Alma mater: Illinois ('04)
A former pro baseball player, "Rothy" left controversially in 1910 to coach Colorado College, leaving behind angry fans and creating a rivalry with CC for many years to come.

1906 CAC Aggies (1-2-1)

O 20	vs.	Colorado Mines (Denver)	L 0-11	-
O 27	at	Colorado College	W 4-0	-
N 10		Colorado	T 0-0	-
N 17		Denver	L 0-10	-

1907 CAC Aggies (0-4)

O 12		Colorado College	L 4-19	-
O 19	at	Colorado	L 13-17	-
N 2		Colorado Mines	L 0-35	-
N 28	at	Denver	L 0-5	-

1908 CAC Aggies (1-3)

O 17	at	Denver	L 0-17	-
O 24		Colorado	L 0-8	-
N 14	at	Wyoming	W 20-0	-
N 26	at	Kansas State (Thanksgiving Day)	L 10-33	-

1909 CAC Aggies (1-2)

O 16		Wyoming	W 32-3	
O 23	at	Colorado	L 0-57	
N 6	at	Colorado College	L 6-31	

George M. Cassidy

Seventh head coach in program history
1910 (One Season)
0-5 (.000)
Alma mater: Vermont ('10)
Fresh out of college, Cassidy served as football coach and athletic director, but left as quickly as he arrived.

1910 CAC Aggies (0-5, 0-5 RMAC)

O 22	at	Colorado Mines	L 6-10	-
O 29		Denver	L 0-22	-
N 12		Colorado	L 0-44	-
N 19		Colorado College	L 0-24	-
N 24	at	Wyoming (Thanksgiving Day)	L 0-10	-

Harry W. Hughes

Eighth head coach in program history
1911-41 (31 Seasons)
126-96-18 (.562)
Alma mater: Oklahoma ('08)
The longest-serving football coach in school history, Hughes was known as the Dean of American Football Coaches. CSU's former home stadium is named in his honor.

1911 CAC Aggies (0-6, 0-5 RMAC)

O 7	at	Utah	L 0-51	-
O 9	at	Utah State	L 0-29	-
O 28		Colorado Mines	L 0-29	-
N 4	at	Denver	L 0-49	-
N 11	at	Colorado	L 0-31	-
N 30		Wyoming (Thanksgiving Day)	L 0-27	-

1912 CAC Aggies (3-2, 3-2 RMAC)

O 5		Denver	W 14-13	-
O 12		Colorado	W 21-0	-
O 19	at	Colorado College	L 0-13	-
N 2	at	Colorado Mines	L 0-14	-
N 28	at	Wyoming (Thanksgiving Day)	W 33-0	-

1913 CAC Aggies (3-2, 2-2 RMAC)

O 18	at	Denver	W 20-6	-
O 18		Colorado	L 7-16	-
N 1		Colorado Mines	L 7-14	-
N 11		Utah State	W 20-7	-
N 15		Wyoming	W 61-0	-



The 1915 CAC Aggies went 7-0 and won the Rocky Mountain Athletic Conference title in 1915, the first in program history.

1914 CAC Aggies (3-4, 3-3 RMAC)

O 24		Colorado	L 6-33	-
O 24	at	Wyoming	W 48-10	-
O 31	at	Denver	W 19-6	-
N 7		Colorado College	L 13-24	-
N 14	at	Utah State	W 41-7	-
N 21	at	Colorado Mines	L 0-19	-
N 26	at	Oklahoma St. (Thanksgiving Day)	L 0-7	-

1915 CAC Aggies (7-0, 7-0 RMAC)
Rocky Mountain Athletic Conference Champion

O 9	at	Colorado	W 23-6	-
O 16	at	Utah	W 21-9	-
O 23		Utah State	W 59-0	-
O 30		Colorado Mines	W 35-0	-
N 6	at	Wyoming	W 48-0	-
N 13	at	Colorado College	W 24-13	-
N 25		Denver (Thanksgiving Day)	W 33-3	-

1916 CAC Aggies (6-0-1, 6-0-1 RMAC)
Rocky Mountain Athletic Conference Champion

S 30		Wyoming	W 40-0	-
O 14	at	Utah State	W 53-0	-
O 28		Colorado College	W 14-12	-
N 4	at	Denver	W 21-13	-
N 11	at	Colorado Mines	T 0-0	-
N 18		Utah	W 12-6	-
N 30	at	Colorado (Thanksgiving Day)	W 32-14	-

1917 CAC Aggies (1-7-1, 0-7, RMAC)

O 6	at	Wyoming	L 0-6	-
O 12		Montana State	T 20-20	-
O 19	at	Northern Colorado	W 20-7	-
O 27		Denver	L 6-10	-
N 3	at	Utah	L 12-25	-
N 6	at	Utah State	L 7-47	-
N 17	at	Colorado Co. (Thanksgiving Day)	L 0-7	-
N 24	at	Colorado Mines	L 6-27	-
N 29	at	Colorado	L 0-6	-

1918 CAC Aggies (0-2, 0-2 RMAC)

N 16	at	Denver	L 0-14	-
N 28	at	Colorado (Thanksgiving Day)	L 13-16	-

1919 CAC Aggies (7-1, 7-1 RMAC)
Rocky Mountain Athletic Conference Champion

S 27	at	Wyoming	W 28-0	-
O 4		Wyoming	W 14-0	-
O 11		Colorado	W 49-7	-
O 18		Utah	W 34-21	-
N 1	at	Denver	W 33-3	-
N 8		Utah State	W 27-7	-
N 15	at	Colorado Mines	W 33-6	-
N 27	at	Colorado Co. (Thanksgiving Day)	L 0-13	-

1920 CAC Aggies (6-1-1, 6-0-1 RMAC)
Rocky Mountain Athletic Conference Champion

O 2	at	Wyoming	W 13-0	-
O 9	at	Nebraska	L 0-7	-
O 16		Wyoming	W 42-0	-
O 23		Colorado Mines	W 27-0	-
O 30	at	Utah State	W 21-0	-
N 11		Colorado College	W 28-0	-
N 20	at	Colorado	T 7-7	-
N 27	at	Denver (Thanksgiving Day)	W 14-0	-

1921 CAC Aggies (2-3-1, 2-2-1 RMAC)

O 1		Wyoming	T 7-7	-
O 15		Colorado Mines	W 24-0	-
O 29	at	Colorado College	W 24-0	-
N 5		Denver	L 14-21	-
N 19		Colorado	L 0-10	-
N 24	at	Nebraska (Thanksgiving Day)	L 7-70	-

1922 CAC Aggies (5-2-1, 5-1-1 RMAC)

O 14	at	Wyoming	W 60-0	-
O 21		Colorado College	T 0-0	-
O 28		Utah State	W 34-6	-
N 4	at	Colorado	L 0-7	-
N 11	at	Drake	L 6-19	-
N 18		Colorado Mines HC	W 19-0	-
N 25		BYU	W 33-0	-
N 30	at	Denver (Thanksgiving Day)	W 27-6	-

1923 CAC Aggies (5-2-1, 5-1-1 RMAC)

S 29		Wyoming	W 33-0	-
O 6	at	Chicago	L 0-10	-
O 13		BYU	W 14-6	-
O 20	at	Colorado College	T 6-6	-
O 27	at	Utah State	W 26-7	-
N 10		Denver HC	W 25-0	-
N 17	at	Colorado Mines	W 14-0	-
N 28		Colorado (Thanksgiving Day)	L 3-6	-

1924 CAC Aggies (4-2, 4-2 RMAC)

O 18	at	Colorado Mines	W 17-0	-
O 25		Utah State	W 17-13	-
N 8		Colorado College HC	L 6-7	-
N 15	at	Northern Colorado	W 22-7	-
N 22	at	Colorado	L 0-36	-
N 29	at	Denver (Thanksgiving Day)	W 19-0	-

1925 CAC Aggies (9-1, 8-0 RMAC)
Rocky Mountain Athletic Conference Champion

O 3		Regis	W 34-0	-
O 10		BYU	W 21-7	-
O 17	at	Denver	W 17-0	-
O 24	at	Colorado College	W 7-3	-
O 31	at	Utah State	W 13-0	-
N 7		Northern Colorado	W 43-18	-
N 14		Colorado HC	W 12-0	-
N 21	at	Colorado Mines	W 41-10	-
N 26		Wyoming (Thanksgiving Day)	W 40-0	-
D 12	at	Hawai'i	L 0-41	-

1926 CAC Aggies (6-2-1, 5-2 RMAC)

O 2		Regis	W 39-0	-
O 9		Colorado Mines	W 53-0	-
O 16	at	Denver	W 7-6	-
O 23		Colorado College	W 19-6	-
O 30	at	Utah	L 6-10	-
N 6		Utah State HC	L 0-13	-
N 13	at	Colorado	W 3-0	-
N 20	at	BYU	W 19-6	-
N 27	at	Arizona (Thanksgiving Day)	T 3-3	-

1927 CAC Aggies (7-1, 7-1 RMAC)
Rocky Mountain Athletic Conference Champion

O 1	at	Northern Colorado	W 33-0	-
O 8		BYU	W 29-0	-
O 15	at	Denver	L 0-6	-
O 29		Utah	W 12-0	-
N 5	at	Utah State	W 6-0	-
N 12	at	Colorado Mines	W 37-6	-
N 19		Colorado HC	W 39-7	-
N 26	at	Colorado College	W 20-7	-

1928 CAC Aggies (6-2, 6-2 RMAC)

O 6		Northern Colorado	W 26-6	-
O 13		BYU	W 15-6	-
O 20	at	Utah	L 0-6	-
N 3		Utah State HC	W 7-6	-
N 10	at	Colorado	L 7-13	-
N 17	at	Denver	W 15-0	-
N 24		Colorado Mines	W 46-20	-
D 1		Colorado College	W 35-13	-

1929 CAC Aggies (5-4, 4-4 RMAC)

S 28	at	Regis	W 14-0	-
O 4		Wyoming	W 20-7	-
O 12	at	Colorado College	L 13-14	-
O 19	at	Colorado Mines	W 12-0	-
O 26		Utah HC	L 0-21	-
N 2		Western State	W 45-14	-
N 9	at	Utah State	W 7-6	-
N 16		Colorado	L 0-6	-
N 29	at	Denver (Thanksgiving Day)	L 6-20	-

1930 CAC Aggies (3-5-1, 3-3-1 RMAC)

S 27	at	Regis	L 7-14	-
O 11	at	Denver	W 15-7	-
O 18	at	Northern Colorado	W 26-0	-
O 25	at	Colorado	L 0-7	-
N 1		Utah HC	L 0-39	-
N 8		Wyoming	L 6-21	-
N 15	at	Utah State	W 13-0	-
N 22		Colorado College	T 0-0	-
N 29	at	Arizona (Thanksgiving Day)	L 0-16	-

1931 CAC Aggies (5-4, 5-2 RMAC)

S 26	at	Kansas	L 6-27	-
O 10	at	Colorado College	W 32-6	-
O 24		Colorado HC	W 19-6	-
O 31	at	Utah	L 6-60	-
N 7	at	Wyoming	W 26-6	-
N 14		Utah State	L 0-6	-
N 21	at	Denver (Thanksgiving Day)	W 20-0	-
N 28		Northern Colorado	W 21-7	-
D 5	vs.	Nebraska (Denver)	L 7-20	-

1932 CAC Aggies (4-3-1, 4-3-1 RMAC)

O 1	at	Northern Colorado	W 12-0	-
O 8		Colorado Mines	W 39-0	-
O 15	at	Denver	T 7-7	-
O 22	at	Colorado	W 7-6	-
O 29		Colorado College HC	L 0-3	-
N 5	at	Utah State	L 12-13	-
N 19		Utah	L 0-16	-
N 24		Wyoming (Thanksgiving Day)	W 23-0	-

1933 CAC Aggies (5-1-1, 5-1-1 RMAC)
Rocky Mountain Athletic Conference Champion

S 30	at	Wyoming	W 7-0	-
O 7	at	Denver	T 0-0	-
O 21		Colorado	W 19-6	-
N 4	at	Colorado Mines	W 19-0	-
N 11		Utah State HC	W 3-0	-
N 25	vs.	Colorado College (Denver)	W 30-7	-
N 30	at	Utah (Thanksgiving Day)	L 0-13	-

1934 CAC Aggies (6-2-1, 6-1-1 RMAC)
Rocky Mountain Athletic Conference Champion

S 28	at	Northern Colorado	W 12-0	-
O 6		Arizona	L 3-7	-
O 13	at	Denver	W 2-0	-
O 20		Colorado Mines	W 56-0	-
O 27	at	Colorado	L 9-27	-
N 3		Wyoming	W 16-0	-
N 10	at	Utah State	T 21-21	-
N 17		Utah HC	W 14-6	-
N 24	at	Colorado College	W 40-6	-

1935 Colorado State Aggies (3-4-1, 2-4-1 RMAC)

S 28	at	Wyoming	W 12-3	-
O 5	at	Denver	L 14-20	-
O 12		Colorado Mines	W 19-0	-
O 26	at	Colorado	L 6-19	-
N 2	at	Utah State	L 0-13	-
N 16		Utah HC	L 0-14	-
N 23	at	Colorado College	T 0-0	-
N 28	at	New Mexico (Thanksgiving Day)	W 7-6	-

1936 Colorado State Aggies (4-4-1, 3-4-1 RMAC)

S 26		Western State	W 13-0	-
O 3		New Mexico	W 9-7	-
O 10	at	Denver	L 7-14	-
O 17	at	Wyoming	T 0-0	-
O 24		Colorado	L 7-9	-
N 7		Utah State HC	L 0-13	-
N 14	at	Northern Colorado	W 12-6	-
N 24		Colorado College	W 19-12	-
N 26	at	Utah (Thanksgiving Day)	L 0-13	-

1937 Colorado State Aggies (1-7, 1-6 RMAC)

O 2		Colorado Mines	L 0-7	-
O 9	at	Denver	L 0-22	-
O 16		Wyoming	L 0-7	-
O 23	at	Colorado	L 0-47	-
O 30	at	Utah State	L 0-7	-
N 13		Utah HC	L 0-45	-
N 20	at	Colorado College	W 6-0	-
N 27	at	Arizona (Thanksgiving Day)	L 0-47	-

1938 Colorado State Aggies (1-5-2, 0-4-2 MSAC)

S 24	at	Colorado Mines	W 12-6	-
O 1	at	Wyoming	T 0-0	-
O 8	at	Denver	T 0-0	-
O 22		Colorado	L 6-31	-
O 29		Utah State HC	L 0-6	-
N 12	at	Utah	L 0-13	-
N 19		BYU	L 12-20	-
N 24	at	New Mexico (Thanksgiving Day)	L 7-27	-

1939 Colorado State Aggies (2-7, 2-4 MSAC)

S 30		Colorado Mines	L 14-19	-
O 7	at	BYU	L 12-13	-
O 14		Kansas HC	L 0-7	-
O 21	at	Colorado	L 0-13	-
O 28	at	Utah State	W 9-0	-
N 4		Wyoming	W 22-0	-
N 11	at	Denver	L 6-13	-
N 18		Utah	L 7-42	-
N 30	at	New Mexico (Thanksgiving Day)	L 19-21	-

1940 Colorado State Aggies (3-4-2, 1-3-2 MSAC)

S 28	vs.	Colorado Mines (Denver)	W 25-0	-
O 5	at	Wyoming	T 0-0	-
O 12	at	Denver	L 13-14	-
O 19		Colorado	L 14-33	-
O 26	vs.	New Mexico (Denver)	W 7-6	-
N 9		Utah State HC	W 13-12	-
N 16	at	Utah	L 0-27	-
N 23		BYU	T 13-13	-
N 28	at	Kansas (Thanksgiving Day)	L 0-26	-

1941 Colorado State Aggies (4-2-1, 3-2-1 MSAC)

S 27		Colorado Mines	W 21-6	-
O 4		Wyoming HC	W 27-0	-
O 18	at	Colorado	L 13-26	-
O 25	at	Utah State	W 13-26	-
N 1	at	Denver	T 6-6	-
N 15		Utah	L 13-26	-
N 22	at	BYU	W 22-7	-

Julius "Hans" Wagner

Ninth head coach in program history
1942, 1945-46 (Three Seasons)
8-11-1 (.425)
Alma mater: CAC ('27)
Hughes' longtime line coach and captain of the '25 championship team, Wagner struggled after the war and resigned amid alumni pressure midway through 1946.

1942 Colorado State Aggies (4-3, 2-3 MSAC)

S 26	at	Wyoming	W 10-0	-
O 3		Colorado Mines	W 27-0	-
O 10	at	Denver	L 0-26	-
O 24		Colorado HC	L 7-34	-
O 31	at	Utah	L 14-33	-
N 7		Utah State	W 25-0	-
N 14	at	Northern Colorado	W 14-6	-

1943-44:
No teams fielded due to World War II

1945 Colorado A&M Aggies (2-5-1, 0-4 MSAC)

S 29		Northern Colorado	W 33-0	-
O 6	at	Fort Warren	L 6-61	-
O 13		Colorado	L 6-21	-
O 20	at	Utah State	L 0-13	-
O 27		Utah HC	L 0-28	-
N 3		Northern Colorado	W 25-14	-
N 10	at	Denver	L 12-35	-
N 24	at	Colorado College	T 7-7	-

1946 Colorado A&M Aggies (2-7, 1-5 MSAC)

S 21	at	Fort Warren	W 25-0	-
S 28	at	Montana	L 0-28	-
O 5	at	Wyoming	W 7-0	-
O 12	at	Denver	L 0-33	-
O 19	at	Utah State[1]	L 0-47	-
O 26		Colorado College	L 12-25	-
N 9		Utah HC	L 0-13	-
N 16		BYU	L 6-20	-
N 28	at	Colorado (Thanksgiving Day)	L 0-18	-

1 — Wagner resigned and was replaced by Harry Hughes after the Oct. 19 Utah State game.

Bob Davis

10th head coach in program history
1947-55 (Nine Seasons)
54-33-2 (.618)
Alma mater: Utah ('30)
Davis' .618 winning percentage is the best in CSU history. Nicknamed "The Whip" by his players for his tough practices, the former Utah QB led Colorado A&M to its first bowl game.

1947 Colorado A&M Aggies (5-4-1, 2-3-1 MSAC)

S 20		Colorado Mines	W 20-12	-
S 27	at	Drake	W 23-19	-
O 4		Utah State	L 13-26	-
O 11	at	Denver	T 13-13	-
O 18	at	Colorado College	W 28-7	-
O 25		Colorado HC	L 7-14	-
N 8	at	Utah	L 0-19	-
N 15	at	BYU	W 27-25	-
N 22		Wyoming	W 21-6	-
N 29	at	Montana	L 7-41	-

1948 Colorado A&M Aggies (8-3, 4-1 SKY)

S 18		Colorado College	W 25-6	-
S 25		New Mexico State	W 41-6	-
O 2	at	Utah State	W 9-7	-
O 9	at	Denver	W 14-10	-
O 16	at	Wyoming	W 21-20	-
O 23		Drake HC	L 29-31	-
O 30	at	Colorado Mines	W 33-0	-
N 6		Utah	L 3-12	-
N 15		BYU	W 20-0	-
N 20	at	Colorado	W 29-25	-
J 1	vs.	Occidental^	L 20-21	-

^ — Raisin Bowl; Fresno, Calif.

1949 Colorado A&M Aggies (9-1, 4-1 SKY)

S 17	at	Colorado College	W 14-7	-
S 24	at	Denver	W 14-13	-
O 1		Wyoming	L 0-8	-
O 8		Montana	W 27-12	-
O 15		Colorado Mines	W 27-7	-
O 29		Utah State HC	W 28-6	-
N 5	at	Utah	W 21-12	-
N 11	at	BYU	W 16-14	-
N 19	at	New Mexico State	W 45-0	-
N 26	at	Colorado (Thanksgiving Day)	W 14-7	-

1950 Colorado A&M Aggies (6-3, 4-1 SKY)

S 23	at	Denver	W 30-14	-
S 30		Colorado College	W 48-7	-
O 7	at	Wyoming (-/RV)	L 0-34	-
O 14		BYU HC	W 27-14	-
O 21	at	Utah State	W 33-13	-
O 28	at	Colorado Mines	W 26-0	-
N 11		Utah	W 32-7	-
N 18	at	Arizona State	L 13-21	-
N 25		Colorado	L 6-31	-

1951 Colorado A&M Aggies (5-4-1, 3-3-1 SKY)

S 22	at	Colorado	L 13-28	-
S 29		Colorado Mines	W 41-0	-
O 6	at	Colorado College	W 54-13	-
O 13		Wyoming	W 14-7	-
O 20		Utah State HC	T 20-20	-
O 27	at	New Mexico	W 20-15	-
N 3	at	BYU	L 19-21	-
N 10		Montana	W 34-6	-
N 17	at	Utah	L 21-27	-
N 24	at	Denver (Thanksgiving Day)	L 6-21	-

1952 Colorado A&M Aggies (6-4, 5-2 SKY)

S 20	at	Colorado Mines	W 26-0	-
S 27	at	Arizona State	L 14-40	-
O 4	at	Denver	W 28-6	-
O 11	at	Wyoming	W 14-0	-
O 18		Montana HC	W 41-0	-
O 25	at	Utah State	W 21-7	-
N 8		Utah	L 6-14	-
N 15	at	New Mexico	L 0-3	-
N 22		BYU	W 27-6	-
N 29	at	Colorado	L 0-61	-

1953 Colorado A&M Aggies (4-5, 3-4 SKY)

S 26		Kansas State	W 14-13	-
O 3		Denver	W 21-6	-
O 10	at	Wyoming	L 14-21	-
O 17	at	Montana	L 31-32	-
O 24		Utah State HC	L 13-14	-
N 7	at	BYU	W 34-12	-
N 14	at	Utah	L 14-35	-
N 21		New Mexico	W 9-3	-
N 28		Colorado	L 7-13	-

1954 Colorado A&M Aggies (3-7, 3-4 SKY)

S 18	at	Kansas State	L 0-29	-
S 25	at	Colorado	L 0-46	-
O 2		BYU	W 14-13	-
O 9		Wyoming	L 0-34	-
O 16		Pacific HC	L 7-15	-
O 23	at	Utah State	L 14-20	-
O 30		Montana	W 37-34	-
N 6		Utah	W 14-13	-
N 13	at	New Mexico	L 7-10	-
N 20	at	Denver	L 0-34	-

1955 Colorado A&M Aggies (8-2, 6-1 SKY)
Mountain States Conference Champion

S 17	at	Arizona	L 7-20	-
S 24		New Mexico	W 25-0	-
O 1		Denver	W 20-19	-
O 8	at	Wyoming	W 14-13	-
O 22		Utah State HC	W 26-9	-
O 29	at	Montana	W 12-7	-
N 5	at	Oklahoma State	W 20-13	-
N 12	at	Utah	L 6-27	-
N 19	at	BYU	W 35-0	-
N 26		Colorado	W 10-0	-

Don "Tuffy" Mullison

11th head coach in program history
1956-61 (Six Seasons)
19-40-1 (.325)
Alma mater: Colorado A&M ('49)
The second former Aggie player to become coach, Mullison also was a longtime A&M assistant. Best known for debating a professor on the importance of athletics, he also coached wrestling.

1956 Colorado A&M Aggies (2-7-1, 2-4-1 SKY)

S 22	at	Pacific	L 14-39	-
S 29		BYU	T 0-0	-
O 6		Wyoming	L 12-20	-
O 13	at	Colorado	L 7-47	-
O 20	at	Utah State	L 7-46	-
O 27		Montana HC	W 34-20	-
N 3	at	Xavier (Ohio)	L 14-27	-
N 10		Utah	L 27-49	-
N 17	at	Denver (Thanksgiving Day)	L 13-39	-
D 1	at	New Mexico	W 28-27	-

1957 Colorado State Aggies/Rams (3-7, 2-5 SKY)

S 28		New Mexico	L 7-30	-
O 5		Denver	W 27-6	-
O 12	at	Wyoming	L 13-27	-
O 19	at	Bradley	L 0-19	-
O 26		Utah State HC	L 14-27	-
N 3	at	Utah	L 0-55	-
N 9		Colorado	L 0-20	-
N 16	at	Montana	W 19-7	-
N 23	at	BYU	L 9-26	-
N 30	vs.	Air Force (Denver)	W 20-7	-

1958 Colorado State Aggies/Rams (6-4, 4-3 SKY)

S 27	at	Drake	W 21-0	-
O 4		BYU	W 32-6	-
O 11	vs.	Air Force (Denver)	L 6-36	-
O 18		Wyoming	L 6-7	-
O 25	at	Utah State	L 0-15	-
N 1		Montana HC	W 57-7	-
N 8		Utah	W 20-0	-
N 15	at	New Mexico	L 12-17	-
N 22	at	Colorado	W 15-14	-
N 29	at	Denver (Thanksgiving Day)	W 9-8	-

1959 Colorado State Rams (6-4, 5-2 SKY)

S 19	at	Pacific	W 9-6	-
S 26		New Mexico	W 14-9	-
O 3		Denver	W 15-0	-
O 10	at	Wyoming	L 0-29	-
O 17		Arizona State HC	L 9-24	-
O 24	at	Army	L 6-25	-
O 31	at	Montana	W 26-16	-
N 7		Utah State	W 10-7	-
N 14	at	Utah	W 21-17	-
N 21	at	BYU	L 13-14	-

1960 Colorado State Rams (2-8, 1-6 SKY)

S 17	at	Arizona State	L 0-39	-
S 24	vs.	Air Force (Denver)	L 8-32	-
O 1		BYU	W 8-7	-
O 8		Drake	W 30-3	-
O 15		Wyoming HC	L 8-40	-
O 22	at	Utah State (-/RV)	L 0-21	-
O 29		Montana	L 14-26	-
N 5		Utah	L 6-27	-
N 12	at	New Mexico	L 6-24	-
N 24	at	Denver (Thanksgiving Day)	L 12-21	-

1961 Colorado State Rams (0-10, 0-6 SKY)

S 16	at	Utah	L 0-40	-
S 23	at	Arizona	L 6-28	-
S 30		Arizona State	L 6-14	-
O 7	at	San Jose State	L 0-14	-
O 14	at	Wyoming	L 7-18	-
O 21		Utah State HC	L 3-49	-
O 28	at	Montana	L 19-22	-
N 4	vs.	Air Force (Denver)	L 9-14	-
N 11	at	BYU	L 16-30	-
N 18		New Mexico	L 8-20	-

Milo "Mike" Lude

12th head coach in program history
1962-69 (Eight Seasons)
29-51-1 (.364)
Alma mater: Hillsdale ('47)
The likeable and energetic Lude's best season was 1966, when the Rams beat No. 10 Wyoming in one of the greatest games ever played in Fort Collins. He went on to become AD at Washington.

1962 Colorado State Rams (0-10)

S 22	at	Air Force	L 0-34	-
S 29	at	Arizona State	L 0-35	-
O 6		BYU	L 7-28	-
O 12	at	UCLA	L 7-35	-
O 20	at	Utah State	L 0-21	-
O 27		Wyoming HC	L 7-28	-
N 3		Utah	L 8-26	-
N 10	at	New Mexico	L 8-21	-
N 17	at	Oregon State	L 14-25	-
N 24		Montana (Thanksgiving Day)	L 15-16	-

1963 Colorado State Rams (3-7)

S 21	at	Pacific	W 20-0	-
S 28	at	Air Force	L 0-69	-
O 5		Arizona State	L 7-50	-
O 12	at	Wyoming	L 3-21	-
O 19	at	Utah	L 14-48	-
O 26		UTEP HC	W 21-14	-
N 2		New Mexico	L 0-25	-
N 9		Utah State	L 13-36	-
N 16	at	Montana	W 20-12	-
N 23	at	BYU	L 20-24	-

1964 Colorado State Rams (5-6)

S 19	at	Wyoming	L 7-31	-
S 26		Pacific	W 7-0	-
O 3	at	Air Force	L 6-14	-
O 10		BYU	W 7-6	-
O 17		Utah HC	L 3-13	-
O 24	at	Utah State	L 13-42	-
O 31	at	Arizona State	L 6-34	-
N 7		San Jose State	W 14-3	-
N 14	at	New Mexico	L 0-42	-
N 26	at	UTEP (Thanksgiving Day)	W 35-8	-
D 4	at	Hawai'i	W 13-6	-

1965 Colorado State Rams (4-6)

S 18		Hawai'i	W 54-6	-
S 25		Wyoming	L 14-33	-
O 2		New Mexico	W 27-22	-
O 9	at	UTEP	L 10-35	-
O 16	at	West Texas State	L 12-15	-
O 23		Utah State HC	L 20-41	-
O 30	at	Utah	L 19-22	-
N 6		South Dakota State	W 52-20	-
N 13	at	BYU	W 36-22	-
N 25	at	Tulsa (Thanksgiving Day)	L 20-48	-

1966 Colorado State Rams (7-3)

S 24	at	South Dakota State	W 45-14	-
S 30	at	BYU	L 24-27	-
O 8		Tulsa	L 6-20	-
O 15	at	Utah State	W 10-7	-
O 22	at	Air Force	W 41-21	-
O 29		Wyoming (-/10)	W 12-10	-
N 5	at	New Mexico (RV/-)	W 45-6	-
N 12		West Texas State (RV/-) HC	W 35-26	-
N 19	at	Wichita State (RV/-)	L 23-37	-
N 26		Iowa State	W 34-10	-

1967 Colorado State Rams (4-5-1)

S 23		Kansas State	L 7-17	-
S 30	at	Wyoming (-/RV)	L 10-13	-
O 7	at	West Texas State	L 14-24	-
O 14	at	North Texas State	L 10-21	-
O 21		Utah State HC	W 17-14	-
O 28	at	Air Force	T 17-17	-
N 4	at	Pacific	W 24-15	-
N 11	at	UTEP	L 0-17	-
N 18		Emporia State	W 77-0	-
N 25		Wichita State	W 43-11	-

1968 Colorado State Rams (2-8, 1-2 WAC)

S 14	at	New Mexico	W 21-13	16,992
S 21	at	Kansas State	L 0-21	22,641
S 28		North Texas State[1]	L 12-17	22,000
O 5	at	Texas Tech	L 13-43	35,111
O 12	at	Wichita State	W 37-15	8,226
O 19		Air Force[2]	L 0-31	28,906
O 26		Pacific HC	L 0-31	12,003
N 2		Wyoming (-/RV)	L 14-46	22,500
N 23		West Texas State	L 17-22	7,604
N 30	at	UTEP	L 19-23	13,125

1 — First game, Hughes Stadium;
2 — Dedication game, Hughes Stadium

1969 Colorado State Rams (4-6, 0-4 WAC)

S 20		BYU	L 20-22	29,317
S 27		Wichita State	W 50-21	20,751
O 4	at	Wyoming (-/19)	L 3-39	15,140
O 11	at	Utah State	W 37-33	8,497
O 18		West Texas State HC	W 27-7	17,360
O 25	at	Air Force (-/20)	L 7-28	23,359
N 1		UTEP	L 16-17	11,340
N 15		Idaho	W 31-21	13,693
N 22	at	Arizona State	L 7-79	34,682
N 29	at	New Mexico State	L 20-21	5,280

Ranked Matchups Noted After Opponent Name | (CSU Rank/Opp. Rank)

Jerry Wampfler

13th head coach in program history
1970-72 (Three Seasons)
8-25 (.242)
Alma mater: Miami (Ohio) ('54)
Came to Fort Collins with a resume that included time as an assistant on Notre Dame's 1966 national championship team, but lasted just three seasons and resigned in February 1973.

1970 Colorado State Rams (4-7, 1-3 WAC)

S 12	at	New Mexico State	W 28-9	15,210
S 19	at	Arizona State (-/20)	L 9-38	43,504
S 26	at	Iowa State	L 6-37	25,000
O 3	at	Air Force (-/10)	L 22-37	29,030
O 10		Wyoming	L 6-16	24,480
O 17		UTEP	L 37-41	20,430
O 24	at	West Virginia	L 21-24	28,500
O 31		Utah State HC	W 20-13	20,156
N 7		BYU	W 26-9	20,038
N 14		Pacific	W 17-8	19,758
N 21	at	Toledo	L 14-24	14,521

1971 Colorado State Rams (3-8, 1-4 WAC)

S 18	at	BYU	L 14-54	31,087
S 25	at	Idaho	L 0-10	12,600
O 2	at	Wyoming	L 6-17	17,849
O 9		Arizona State (-/12)	L 0-42	25,101
O 16	at	Utah	L 16-42	10,148
O 23		Air Force (-/20)	L 12-17	23,194
O 30		Utah State HC	L 17-18	14,294
N 6	at	Wichita State	L 14-34	11,214
N 13		West Texas State	W 36-14	13,384
N 20	at	UTEP	W 24-7	7,842
N 27		New Mexico State	W 38-21	9,475

1972 Colorado State Rams (1-10, 1-4 WAC)

S 9	at	Arizona	L 0-17	30,000
S 16		Iowa State	L 0-41	20,651
S 23	at	West Texas State	L 14-41	14,750
S 30	at	Utah State	L 0-21	12,125
O 7		Air Force (-/19)	L 13-52	23,221
O 14		Wyoming	L 9-28	20,325
O 21	at	Florida State (-/RV)	L 0-37	31,327
O 28		BYU HC	L 8-44	18,972
N 11	at	Houston	L 13-48	23,143
N 18		UTEP	W 35-22	14,235
N 25	at	Utah	L 36-62	10,386

Sark Arslanian

14th head coach in program history
1973-81 (Nine Seasons)
45-47-4 (.490)
Alma mater: Dixie College ('50)
Arslanian brought winning back to Fort Collins for the first time in two decades. Nearly won a WAC title in 1977. Also beat Wyoming five times. Relieved midway through '81.

1973 Colorado State Rams (5-6, 2-4 WAC)

S 8		Arizona (-/RV)	L 0-31	17,217
S 15	at	BYU	W 21-13	28,285
S 22		New Mexico State	W 31-27	25,124
S 29	at	Arizona State (-/13)	L 14-67	50,984
O 6	at	Idaho	W 33-30	5,720
O 13		Utah State HC	L 18-34	27,103
O 20	at	Wyoming	L 3-35	19,229
O 27	at	UTEP	W 76-24	7,350
N 3		Toledo	W 21-14	13,798
N 10		Houston	L 20-28	17,532
N 24		New Mexico	L 13-30	13,727

1974 Colorado State Rams (4-6-1, 2-3-1 WAC)

S 14	at	New Mexico	L 23-32	16,308
S 21	at	Florida State	W 14-7	30,984
S 28		Memphis	L 18-20	23,984
O 5		BYU	T 33-33	17,485
O 12	at	Utah State	L 23-24	9,008
O 19		Nevada HC	W 66-17	24,472
O 26	at	Arkansas	L 9-43	44,852
N 2		Wyoming	W 11-6	19,555
N 9	at	Arizona	L 21-34	33,116
N 16		UTEP	W 56-24	16,883
N 23	at	Arizona State	L 21-26	45,235

1975 Colorado State Rams (6-5, 4-2 WAC)

S 13	at	Texas (-/12)	L 0-46	46,400
S 20		BYU	W 21-17	27,491
S 27	at	New Mexico	W 27-16	24,743
O 4	at	Wyoming	W 3-0	20,576
O 11	at	Oregon State	W 17-8	20,688
O 18		Arizona State (-/11) HC	L 3-33	28,191
O 25		Air Force	W 47-10	20,058
N 1	at	Tennessee	L 7-28	71,579
N 8	at	UTEP	W 21-17	11,150
N 15		Arizona (-/12)	L 9-31	19,887
N 22		Utah State	L 17-28	11,872

1976 Colorado State Rams (6-5, 2-4 WAC)

S 11	at	Oregon	L 3-17	37,000
S 18	at	BYU	L 18-42	33,013
S 25		Wichita State	W 24-3	24,680
O 2		New Mexico	L 20-33	21,719
O 9	at	Utah State	W 10-7	7,868
O 16	at	Air Force	W 27-3	25,363
O 23		UTEP	W 28-7	18,652

O 30		Wyoming [HC]	W 19-16	32,572
N 6		Idaho	W 31-14	17,536
N 13	at	Arizona	L 6-23	44,716
N 20	at	Arizona State	L 19-21	48,294

1977 Colorado State Rams (9-2-1, 5-2 WAC)

S 10	at	Pacific	W 20-3	14,682
S 17	at	Hawai'i	W 20-16	26,193
S 24		Northern Colorado	W 48-10	28,605
O 1		Utah	W 44-3	23,401
O 8	at	UTEP	W 31-14	16,950
O 15		BYU [(RV/RV)]	L 17-63	29,110
O 22		New Mexico [HC]	W 14-9	21,204
O 29	at	Wyoming	L 13-29	25,584
N 5	at	Arizona	W 35-14	41,016
N 12	at	West Texas State	T 21-21	7,200
N 19		Arizona State [(-/12)]	W 25-14	16,706
N 26		Utah State [(RV/-)]	W 13-10	9,520

1978 Colorado State Rams (5-6, 2-4 WAC)

S 16		Utah State	L 20-21	24,285
S 23	at	BYU	L 6-32	31,052
S 30	at	Utah	L 6-30	27,821
O 7		UTEP	W 39-29	24,173
O 14	at	Air Force	W 31-13	22,386
O 21		UNLV [HC]	L 6-33	21,585
O 28		Wyoming	L 3-13	28,651
N 4	at	San Diego State	L 31-34	48,494
N 11	at	New Mexico	W 26-15	14,747
N 18		West Virginia	W 50-14	12,782
N 23	at	Pacific [(Thanksgiving Day)]	W 20-13	5,000

1979 Colorado State Rams (4-7-1, 3-4 WAC)

S 1	at	Arizona	L 17-33	50,323
S 15	at	Arkansas [(-/17)]	L 3-36	55,318
S 22	at	Utah State	L 0-24	17,960
S 29	at	Wyoming	W 20-16	29,021
O 6		Utah	L 16-21	27,257
O 13	at	UTEP	W 17-3	27,100
O 20		San Diego State [HC]	W 37-3	21,950
O 27		Air Force	W 20-6	21,104
N 3		BYU [(-/11)]	L 7-30	25,612
N 10		New Mexico[1]	L 9-24	16,273
N 17	at	UNLV	T 21-21	24,607
N 24	at	Hawai'i	L 10-24	31,812

1 — Game forfeited to CSU at conclusion of season

1980 Colorado State Rams (6-4-1, 5-1-1 WAC)

S 6		Air Force	W 21-9	26,017
S 13		West Virginia	L 24-52	23,972
S 20	at	Arizona	W 15-13	48,511
S 27		UNLV [HC]	L 15-56	26,017
O 4	at	Iowa State	L 0-69	48,511
O 11	at	New Mexico	W 31-26	19,154
O 18	at	San Diego State	W 26-7	28,050
O 25	at	Utah	T 21-21	23,562
N 1		Wyoming	W 28-25	31,087
N 8		UTEP	W 37-7	17,629
N 15	at	BYU [(-/13)]	L 14-45	40,515

Chester Caddas

15th head coach in program history

1981 (One Season)

0-6 (.000)

Alma mater: Murray State ('57)

Caddas, the Rams' defensive coordinator and a former head coach at Pacific in Stockton, Calif., replaced Arslanian as the interim head coach for the final six games of the 1981 season.

1981 Colorado State Rams (0-12, 0-8 WAC)

S 12		San Diego State	L 14-30	25,257
S 19	at	Tennessee	L 0-42	93,972
S 26	at	West Virginia	L 3-49	48,716
O 3	at	Air Force	L 14-28	20,300
O 10		Mississippi State [(-/19)] [HC]	L 27-37	24,761
O 17		Utah^	L 13-24	15,933
O 24	at	UTEP	L 29-35	11,300
O 31	at	Wyoming	L 21-55	23,327
N 7		BYU	L 14-63	17,861
N 14		New Mexico	L 16-28	10,149
N 21	at	Arizona State [(-/20)]	L 7-52	61,008
N 28	at	Hawai'i	L 6-59	32,955

^ — Interim head coach Chester Caddas replaced Arslanian with six games left, after the Oct. 17 Utah game.

(Robert) Leon Fuller

16th head coach in program history

1982-88 (Seven Seasons)

25-55 (.313)

Alma mater: Alabama ('61)

A defensive-minded Bear Bryant pupil, Fuller nearly led CSU to a WAC championship in 1986, when the Rams beat CU. Many of his players established school records that still stand.

1982 Colorado State Rams (4-7, 3-5 WAC)

S 4	at	Missouri	L 14-28	50,015
S 11		Wyoming	W 9-3	28,652
S 18		Hawai'i	L 13-23	24,290
S 25		New Mexico State	W 28-17	23,129
O 1	at	Utah	L 14-35	28,603
O 16	at	Air Force	W 21-11	25,326
O 23	at	BYU	L 18-34	64,739
O 30		UTEP [HC]	W 38-13	24,074
N 6		UNLV	L 31-36	19,108
N 13	at	New Mexico	L 24-29	19,937
N 20	at	San Diego State	L 10-38	18,244

1983 Colorado State Rams (5-7, 4-4 WAC)

S 3		Air Force	L 13-34	28,652
S 10	at	Hawai'i	L 0-34	43,266
S 17	at	Colorado	L 3-31	49,783
S 24	at	Iowa State	L 17-21	49,817
O 1		Utah	W 31-28	18,312
O 8	at	Arizona [(-/10)]	L 21-52	40,309

Ranked Matchups Noted After Opponent Name | (CSU Rank/Opp. Rank)

O 15		San Diego State [HC]	W 17-15	22,979
O 22	at	UTEP	W 31-15	15,401
O 29		New Mexico	W 25-24	18,787
N 5		Northern Colorado	W 41-20	23,877
N 12	at	BYU [(-/8)]	L 6-24	64,651
N 19	at	Wyoming	L 17-42	15,551

1984 Colorado State Rams (3-8, 3-5 WAC)

S 8	at	Mississippi State	L 9-14	26,236
S 15		Hawai'i	W 10-3	25,236
S 22		Fullerton State	L 22-34	23,512
S 29	at	Air Force	L 10-52	27,806
O 6		BYU [(-/7)] [HC]	L 9-52	28,671
O 13	at	New Mexico	W 16-10	23,572
O 20	at	San Diego State	L 24-41	20,942
O 27		Wyoming	L 34-43	27,252
N 3	at	Utah	L 23-35	20,019
N 10		UTEP	W 59-31	11,284
N 17	at	Arizona State	L 14-45	67,143

1985 Colorado State Rams (5-7, 4-4 WAC)

S 7	at	Colorado	L 10-23	40,665
S 14		UTEP	W 41-24	22,781
S 21	at	Louisiana State [(-/9)]	L 3-17	78,491
S 28	at	San Diego State	L 23-48	14,755
O 5		BYU [(-/15)]	L 7-42	26,881
O 12	at	New Mexico	W 45-28	18,713
O 19		Air Force [(-/10)] [HC]	L 19-35	31,127
O 26	at	Wyoming	W 30-19	13,702
N 2	at	Hawai'i	L 14-34	43,451
N 9		Southern Mississippi	W 35-17	3,812
N 16		Utah	W 21-19	8,511
N 23	at	Miami (Fla.) [(-/4)]	L 3-24	35,035

1986 Colorado State Rams (6-5, 4-4 WAC)

S 6	at	Colorado	W 23-7	45,109
S 13	at	Arizona	L 10-37	49,003
S 20		Northern Colorado	W 46-14	26,107
S 27	at	Air Force	L 7-24	41,213
O 3	at	BYU	W 24-20	64,633
O 18		Hawai'i [HC]	W 31-7	28,310
O 25		Wyoming	W 20-15	31,856
N 1		San Diego State	L 26-27	14,127
N 8	at	Utah	L 28-38	22,650
N 15		New Mexico	W 32-27	13,107
N 22	at	UTEP	L 19-21	12,467

1987 Colorado State Rams (1-11, 1-7 WAC)

S 5	at	Tennessee [(-/17)]	L 3-49	92,921
S 12	at	Texas Tech	L 24-33	28,786
S 19		UTEP	L 6-45	21,472
S 26		Air Force	L 19-27	23,137
O 3		Colorado	L 16-29	38,129
O 10		Utah	L 23-24	10,450
O 17		New Mexico [HC]	W 35-13	24,555
O 31	at	Wyoming	L 15-20	27,146
N 7	at	Hawai'i	L 38-39	38,578
N 14	at	San Diego State	L 12-26	17,382
N 21	at	SW Louisiana	L 28-35	14,031
D 4	vs.	BYU[1]	L 26-30	7,652

1 — Gridiron Bowl; Melbourne, Australia (regular season)

1988 Colorado State Rams (1-10, 1-7 WAC)

S 3		Air Force	L 23-29	25,471
S 10		Hawai'i	L 23-31	21,741
S 17	at	Arizona State	L 17-28	70,822
O 1		Colorado	L 23-27	33,979
O 8	at	BYU	L 7-42	45,291
O 15	at	UTEP	L 14-34	45,187
O 22		San Diego State [HC]	W 13-7	23,817
O 29		Wyoming [(-/10)]	L 14-48	26,017
N 5	at	Utah	L 7-46	20,470
N 12	at	New Mexico	L 23-24	8,180
N 26	at	Tulsa	L 28-32	7,500

Earle Bruce

17th head coach in program history
1989-92 (Four Seasons)
22-24-1 (.479)
Alma mater: Ohio State ('53)
A Woody Hayes protege and former Ohio State head coach, Bruce led CSU to its first bowl in 42 years. His coaching style and other allegations led to his dismissal following the '92 season.

1989 Colorado State Rams (5-5-1, 4-3 WAC)

S 2	at	Tennessee	L 14-17	93,652
S 9	at	Colorado [(-/9)]	L 20-45	44,921
S 16		Fullerton State	W 42-14	20,098
S 23		Eastern Michigan	T 35-35	22,149
S 30		Air Force [(-/24)]	L 21-46	30,955
O 7	at	New Mexico	W 34-20	18,345
O 14		BYU [(-/25)]	L 16-45	21,198
O 21		Hawai'i [HC]	W 31-16	29,774
O 28	at	Utah	W 50-10	20,389
N 4	at	Wyoming	L 35-56	20,412
N 11	at	UTEP	W 52-0	28,977

1990 Colorado State Rams (9-4, 6-1 WAC)

S 1	at	Air Force	W 35-33	47,028
S 8		Montana State	W 41-5	25,691
S 15	at	Arizona State [(-/25)]	L 20-31	61,344
S 22		UTEP	W 38-20	26,541
S 29	at	Arkansas [(-/23)]	L 20-31	50,480
O 6		Utah	W 22-13	23,107
O 13	at	BYU [(-/13)]	L 9-52	65,922
O 20		New Mexico [HC]	W 47-7	28,301
N 3		Wyoming [(-/19)]	W 17-8	30,111
N 10		Tulsa	W 31-13	25,710
N 17	at	Louisiana Tech	L 30-31	15,225
N 24	at	Hawai'i	W 30-27	31,968
D 29	vs.	Oregon^	W 32-31	51,103

^ — Freedom Bowl; Anaheim, Calif.

1991 Colorado State Rams (3-8, 2-6 WAC)

A 31		Arkansas State	W 38-24	27,482
S 7		Air Force	L 26-31	31,977
S 14	at	Nebraska (-/13)	L 14-71	76,379
S 21	at	Southern Miss	L 7-39	20,154
S 28		Hawai'i HC	W 28-16	30,476
O 5	at	UTEP	W 23-18	39,764
O 19	at	Utah	L 16-21	26,180
O 26	at	Wyoming	L 28-35	20,364
O 31		BYU	L 17-40	25,203
N 9	at	San Diego State	L 32-42	30,163
N 16		New Mexico	L 36-38	10,171

1992 Colorado State Rams (5-7, 3-5 WAC)

S 5	at	Colorado (-/12)	L 17-37	52,164
S 12		Idaho	L 34-37	18,573
S 19	at	Fresno State	L 21-52	37,955
S 26	at	Louisiana State	W 17-14	68,654
O 3		Utah HC	L 29-33	25,307
O 10		UTEP	W 42-24	15,407
O 17	at	Air Force	W 32-28	40,808
O 24		Wyoming	L 14-31	22,071
O 31		San Diego State	L 13-20	16,310
N 7	at	Hawai'i	L 13-24	41,001
N 14		Ohio	W 35-24	15,590
N 21	at	New Mexico	W 14-10	11,221

Sonny Lubick

18th head coach in program history
1993-2007 (15 Seasons)
108-74 (.593)
Alma mater: Western Montana ('60)
The most respected head coach in CSU annals, led the Rams to their first appearances in the AP poll, six conference titles and nine bowl games, heights previously unknown in Fort Collins.

1993 Colorado State Rams (5-6, 5-3 WAC)

S 4		Oregon	L 9-23	21,721
S 11		Air Force	W 8-5	24,093
S 18		BYU (-/19)	L 22-27	23,104
S 25	at	Nebraska (-/6)	L 13-48	75,625
O 2	at	Kansas	L 6-24	37,500
O 9		Fresno State (-/RV) HC	W 34-32	23,812
O 16	at	San Diego State	L 3-30	32,355
O 23	at	Utah	L 21-38	21,097
O 30		New Mexico	W 21-20	17,270
N 13	at	UTEP	W 52-0	11,225
N 20	at	Wyoming	W 41-21	20,692

1994 Colorado State Rams (10-2, 7-1 WAC)
Western Athletic Conference Champion
Final National Ranking: #16

S 3	at	Air Force	W 34-21	43,979
S 10		Utah State	W 41-16	28,979
S 17	at	BYU (-/22)	W 28-21	60,121
S 24		San Diego State HC	W 19-17	32,618
O 1	at	New Mexico (24/-)	W 38-31	29,236
O 8	at	Arizona (23/6)	W 21-16	56,534
O 15		UTEP (13/-)	W 47-9	27,837
O 22		Utah (12/18)	L 31-45	39,107
N 5		Wyoming (14/-)	W 35-24	35,514
N 12		Arkansas State (10/-)	W 48-3	23,741
N 19	at	Fresno State (10/-)	W 44-42	37,241
D 30	vs.	Michigan^ (10/2)	L 14-24	59,453

^ — Holiday Bowl; San Diego, Calif.

1995 Colorado State Rams (8-4, 6-2 WAC)
Western Athletic Conference Co-Champion

S 2		Montana State	W 31-10	27,068
S 9	at	Colorado (-/10)	L 14-42	52,848
S 16	at	Air Force (-/21)	W 27-20	45,578
S 30		BYU HC	L 21-28	36,650
O 7	at	Utah State	W 59-17	16,071
O 14	at	Utah	W 19-14	27,691
O 21		New Mexico	L 14-22	28,901
O 28	at	Wyoming	W 31-24	28,245
N 4		UTEP	W 56-10	22,013
N 11		Hawai'i	W 22-0	25,235
N 25	at	San Diego State	W 24-13	41,603
D 29	vs.	Kansas State^ (-/10)	L 21-54	51,051

^ — Holiday Bowl; San Diego, Calif.

1996 Colorado State Rams (7-5, 6-2 WAC)

A 31		Chattanooga	W 61-19	27,171
S 7		Colorado (-/5)	L 34-48	36,371
S 14	at	Oregon	L 28-35	39,605
S 21		UNLV	W 35-16	24,011
S 28	at	Nebraska (-/8)	L 9-65	75,575
O 5	at	Hawai'i	W 28-16	32,010
O 12	at	Tulsa	L 14-20	24,556
O 19		San Jose State HC	W 36-13	27,041
O 26		San Diego State	W 27-18	25,013
N 2	at	Air Force	W 42-41	51,116
N 9	at	Fresno State	W 42-20	35,009
N 16		Wyoming (-/23)	L 24-25	33,701

1997 Colorado State Rams (11-2, 7-1 WAC)
Western Athletic Conference Champion
Final National Ranking: #17

A 30		Nevada	W 45-13	29,672
S 6	at	Colorado (24/8)	L 21-31	53,416
S 13	at	Utah State (25/-)	W 35-24	22,097
S 20		Air Force (23/-)	L 0-24	34,071
O 4		Hawai'i HC	W 63-0	30,047
O 11	at	San Jose State	W 55-20	10,384
O 18	at	Wyoming	W 14-7	34,745
O 26		Tulsa	W 44-8	27,542
N 1	at	UNLV	W 45-19	19,984
N 8		Fresno State	W 41-3	27,641
N 22	at	San Diego State (25/-)	W 38-17	25,704
D 6	vs.	New Mexico[1] (20/-)	W 41-13	12,706
D 29	vs.	Missouri^ (18/19)	W 35-24	50,761

1 — WAC championship game; Las Vegas, Nev.
^ — Holiday Bowl; San Diego, Calif.

Ranked Matchups Noted After Opponent Name | (CSU Rank/Opp. Rank)

1998 Colorado State Rams (8-4, 5-3 WAC)

A 29	at	Michigan State (15/23)	W 23-16	68,624
S 5	vs.	Colorado (Denver) (15/-)	L 14-42	76,036
S 12	at	Nevada	W 26-14	22,882
S 17	at	Air Force*	L 27-30	50,115
S 26		UNLV*	W 38-16	27,632
O 3	at	UTEP*	W 20-17	19,003
O 10		Tulsa* HC	W 34-7	31,575
O 17	at	New Mexico State	W 47-28	20,747
O 24		TCU*	W 42-21	31,642
O 31	at	Rice*	L 23-35	18,344
N 7		Wyoming*	L 19-27	34,320
N 14	at	SMU*	W 32-10	21,133

1999 Colorado State Rams (8-4, 5-2 MW)
Mountain West Conference Co-Champion

S 4	vs.	Colorado (Denver) (-/14)	W 41-14	73,438
S 11		Nevada (24/-)	W 38-33	25,123
S 16	at	BYU* (23/25)	L 13-34	63,054
O 2		New Mexico State HC	W 46-7	28,856
O 9	at	Fresno State	L 13-44	37,061
O 16		San Diego State*	L 10-17	26,774
O 23	at	Wyoming*	W 24-13	25,506
O 28		Utah*	W 31-24	25,120
N 6	at	New Mexico*	W 36-22	26,710
N 18		Air Force*	W 41-21	32,011
N 27	at	UNLV*	W 35-17	16,498
D 31	vs.	Southern Miss^ (-/16)	L 17-23	54,866

^ — Liberty Bowl; Memphis, Tenn.

2000 Colorado State Rams (10-2, 6-1 MW)
Mountain West Conference Champion
Final National Ranking: #14

S 2	vs.	Colorado (Denver) (-/23)	W 28-24	67,466
S 9		East Tennessee State	W 41-7	25,122
S 16	at	Arizona State	L 10-13	51,911
S 30	at	Nevada	W 45-14	19,003
O 7		New Mexico*	W 17-14	27,507
O 14		UNLV* HC	W 20-19	31,700
O 21	at	Utah*	W 24-17	37,505
O 28	at	San Diego State*	W 34-22	24,852
N 2		BYU*	W 45-21	27,412
N 11	at	Air Force*	L 40-44	35,151
N 16		Wyoming*	W 37-13	25,922
D 29	vs.	Louisville^ (23/22)	W 22-17	58,302

^ — Liberty Bowl; Memphis, Tenn.

2001 Colorado State Rams (7-5, 5-2 MW)

S 1	vs.	Colorado (Denver) (24/RV)	L 14-41	75,022
S 8		Nevada	W 35-18	26,367
S 22		San Diego State* HC	L 7-14	29,110
S 29	at	Wyoming*	W 42-14	26,617
O 4	at	Louisville	L 2-7	39,389
O 13		Fresno State (-/8)	L 22-25 (OT)	31,580
O 20	at	UNLV*	W 26-24	20,049
O 27		Utah*	W 19-17	24,119
N 1	at	BYU* (-/13)	L 34-56	63,478
N 8		Air Force*	W 28-21	26,638
N 17	at	New Mexico*	W 24-17	29,304
D 18	vs.	North Texas^	W 45-20	27,004

^ — New Orleans Bowl; New Orleans, La.

2002 Colorado State Rams (10-4, 6-1 MW)
Mountain West Conference Champion

A 22	at	Virginia (-/22)	W 35-29	57,120
A 31	vs.	Colorado (Denver) (-/7)	W 19-14	75,531
S 7	at	UCLA (19/-)	L 19-30	58,078
S 14		Louisville (24/-)	W 36-33	31,607
S 28	at	Nevada (25/-)	W 32-28	19,292
O 4	at	Fresno State (25/-)	L 30-32	38,336
O 12		Wyoming* HC	W 44-36	32,151
O 19	at	Utah*	W 28-20	34,374
O 24		BYU*	W 37-10	29,457
O 31	at	Air Force* (24/-)	W 31-12	39,063
N 16	at	San Diego State* (21/-)	W 49-21	21,714
N 23		New Mexico* (20/-)	W 22-14	30,215
N 30		UNLV* (16/-)	L 33-36	28,877
D 31	vs.	TCU^ (23/-)	L 3-17	55,207

^ — Liberty Bowl; Memphis, Tenn.

2003 Colorado State Rams (7-6, 4-3 MW)

A 30	vs.	Colorado (Denver) (23/RV)	L 35-42	76,219
S 6	at	California	W 23-21	34,096
S 13		Weber State	W 31-7	28,611
S 20		Miami (Ohio)	L 21-41	31,610
S 27		Utah*	L 21-28	29,117
O 4		Fresno State HC	W 34-10	32,620
O 9	at	BYU*	W 58-13	58,513
O 16		Air Force*	W 30-20	32,701
N 1	at	Wyoming*	L 28-35	18,511
N 7	at	New Mexico*	L 34-37	37,133
N 15		San Diego State*	W 21-6	29,127
N 22	at	UNLV*	W 24-23	21,530
D 31	vs.	Boston College^	L 21-35	25,621

^ — San Francisco Bowl; San Francisco, Calif.

2004 Colorado State Rams (4-7, 3-4 MW)

S 4	at	Colorado	L 24-27	54,954
S 11	at	USC (-/1)	L 0-49	85,521
S 18		Minnesota (-/22)	L 16-34	33,501
S 25		Montana State	W 39-14	28,207
O 2		BYU* HC	L 21-31	32,511
O 16	at	San Diego State*	W 21-17	31,129
O 22		Wyoming*	W 30-7	30,108
O 30		New Mexico*	L 17-26	24,573
N 6	at	Utah* (-/7)	L 31-63	44,222
N 13		UNLV*	W 45-10	14,876
N 20	at	Air Force*	L 17-47	34,441

2005 Colorado State Rams (6-6, 5-3 MW)

S 3	at	Colorado (-/RV)	L 28-31	54,982
S 10	at	Minnesota (-/RV)	L 24-56	40,221
S 24		Nevada	W 42-21	29,101
S 29		Air Force* HC	W 41-23	26,711
O 8		Utah*	W 21-17	32,713
O 15	at	BYU*	L 14-24	58,165
O 22		Wyoming*	W 39-31	32,801
O 28	at	New Mexico*	W 35-25	36,398
N 5	at	TCU* (-/20)	L 6-33	36,284
N 12		San Diego State*	L 10-30	25,411
N 19	at	UNLV*	W 31-27	16,543
D 22	vs.	Navy^ (-/RV)	L 30-51	36,842

^ — Poinsettia Bowl; San Diego, Calif.

2006 Colorado State Rams (4-8, 1-7 MW)

S 2		Weber State	W 30-6	28,801
S 9	vs.	Colorado (Denver)	W 14-10	65,701
S 16	at	Nevada	L 10-28	18,883
S 30	at	Fresno State	W 35-23	42,012
O 7		UNLV* HC	W 28-7	32,841
O 12	at	Air Force*	L 21-24	30,008
O 21	at	Wyoming*	L 0-24	23,247
O 28		New Mexico*	L 19-20	22,011
N 4		BYU* (-/RV)	L 3-24	21,117
N 11	at	Utah*	L 22-35	39,532
N 25		TCU* (-/RV)	L 14-45	16,146
D 2	at	San Diego State*	L 6-17	17,557

2007 Colorado State Rams (3-9, 2-6 MW)

S 1	vs.	Colorado (Denver)	L 28-31 (OT)	68,133
S 8		California (-/10)	L 28-34	27,805
S 22	at	Houston	L 27-38	22,468
S 29	at	TCU*	L 12-24	32,807
O 6		San Diego State* HC	L 20-24	27,930
O 13		Air Force*	L 21-45	25,150
O 20	at	UNLV*	W 48-23	19,266
O 27		Utah*	L 3-27	16,718
N 3	at	BYU* (-/RV)	L 16-35	64,441
N 10	at	New Mexico*	L 23-26	27,031
N 17		Georgia Southern	W 42-34	14,332
N 23		Wyoming*	W 36-28	18,827

Steve Fairchild

19th head coach in program history

2008-11 (Four Seasons)

16-33 (.327)

Alma mater: Colorado State ('81)

One of three head coaches in CSU history to have played and coached for the school, led the Rams to their first winning season in five years during his inaugural campaign.

2008 Colorado State Rams (7-6, 4-4 MW)

A 31	vs.	Colorado (Denver)	L 17-38	69,619
S 6		Sacramento State	W 23-20	20,051
S 20		Houston	W 28-25	21,539
S 27	at	California (-/RV)	L 7-42	63,970
O 4		UNLV*	W 41-28	19,703
O 11		TCU* (-/RV) HC	L 7-13	27,130
O 18	at	Utah* (-/14)	L 16-49	44,793
O 25	at	San Diego State*	W 38-34	17,185
N 1		BYU* (-/17)	L 42-45	20,222
N 8	at	Air Force*	L 17-38	39,052
N 15		New Mexico*	W 20-6	17,401
N 22	at	Wyoming*	W 31-20	18,569
D 20	vs.	Fresno State^	W 40-35	24,735

^ — New Mexico Bowl; Albuquerque, N.M.

2009 Colorado State Rams (3-9, 0-8 MW)

S 6	at	Colorado	W 23-17	53,168
S 12		Weber State (RV/-)	W 24-23	23,417
S 19		Nevada (RV/-)	W 35-20	24,967
S 26	at	BYU* (RV/19)	L 23-42	64,091
O 3	at	Idaho	L 29-31	16,000
O 10		Utah* (-/RV) HC	L 17-24	30,499
O 17	at	TCU* (-/12)	L 6-44	31,156
O 24		San Diego State*	L 28-42	20,631
O 31		Air Force*	L 16-34	22,025
N 7	at	UNLV*	L 16-35	15,902
N 21	at	New Mexico*	L 27-29	21,751
N 27		Wyoming*	L 16-17	20,317

2010 Colorado State Rams (3-9, 2-6 MW)

S 4	vs.	Colorado (Denver)	L 3-24	60,989
S 11	at	Nevada	L 6-51	18,098
S 18	at	Miami (Ohio)	L 10-31	16,691
S 25		Idaho AG	W 36-34	23,925
O 2		TCU* (-/5)	L 0-27	22,553
O 9	at	Air Force* (-/25)	L 27-49	41,547
O 16		UNLV* HC	W 43-10	30,753
O 23	at	Utah* (-/9)	L 6-59	45,029
O 30		New Mexico*	W 38-14	18,266
N 6	at	San Diego State* (-/RV)	L 19-24	34,689
N 13		BYU*	L 10-49	16,501
N 20	at	Wyoming*	L 0-44	17,011

2011 Colorado State Rams (3-9, 1-6 MW)

S 3	at	New Mexico*	W 14-10	21,454
S 10		Northern Colorado AG	W 33-14	25,367
S 17	vs.	Colorado (Denver)	L 14-28	57,186
S 24	at	Utah State	W 35-34 (2OT)	22,599
O 1		San Jose State HC	L 31-38	27,683
O 15		Boise State* (-/6)	L 13-63	30,027
O 22	at	UTEP	L 17-31	31,797
O 29	at	UNLV*	L 35-38	21,289
N 12		San Diego State*	L 15-18	16,811
N 19	at	TCU* (-/19)	L 10-34	33,650
N 26		Air Force*	L 21-45	14,107
D 3		Wyoming*	L 19-22	17,207

Ranked Matchups Noted After Opponent Name | (CSU Rank/Opp. Rank)

Jim McElwain

20th head coach in program history
2012-14 (Three Seasons)
22-16 (.579)
Alma mater: Eastern Washington ('83)
Led CSU to back-to-back bowl games for the first time since 1999-2003, and in '14, won 10 games, just the second CSU coach to do so. Came to CSU after winning two national titles as offensive coordinator at Alabama.

2012 Colorado State Rams (4-8, 3-5 MW)

S 1	vs.	Colorado (Denver)	W 22-17	58,607
S 8		North Dakota State	L 7-22	23,567
S 15	at	San Jose State	L 20-40	7,189
S 22		Utah State	L 19-31	23,374
S 29	at	Air Force*	L 21-42	38,562
O 6		Fresno State* HC	L 7-28	25,814
O 13	at	San Diego State*	L 14-38	27,133
O 27		Hawai'i* AG	W 42-27	16,573
N 3	at	Wyoming*	L 31-45	20,055
N 10		UNLV*	W 33-11	13,887
N 17	at	Boise State* (-/22)	L 14-42	33,545
N 24		New Mexico*	W 24-20	12,286

2013 Colorado State Rams (8-6, 5-3 MW)

S 1	vs.	Colorado (Denver)	L 27-41	59,601
S 7	at	Tulsa	L 27-30	22,875
S 14		Cal Poly	W 34-17	14,146
S 21	at	Alabama (-/1)	L 6-31	101,821
S 28		UTEP AG	W 59-42	19,517
O 12		San José State* HC	L 27-34	26,022
O 19	at	Wyoming*	W 52-22	24,953
O 26	at	Hawai'i*	W 35-28	29,752
N 2		Boise State*	L 30-42	21,133
N 9		Nevada*	W 38-17	15,234
N 16	at	New Mexico*	W 66-42	19,376
N 23	at	Utah State*	L 0-13	20,284
N 30		Air Force*	W 58-13	15,546
D 21	vs.	Washington State^	W 48-45	27,104

^ — New Mexico Bowl; Albuquerque, N.M.

2014 Colorado State Rams (10-3, 6-2 MW)

A 29	vs.	Colorado (Denver)	W 31-17	63,363
S 6	at	Boise State*	L 24-37	34,910
S 13		UC Davis	W 49-21	21,202
S 27	at	Boston College (-/RV)	W 24-21	33,632
O 4		Tulsa AG	W 42-17	25,806
O 11	at	Nevada*	W 31-24	21,847
O 18		Utah State* (RV/-) HC	W 16-13	32,546
O 25		Wyoming* (RV/-)	W 45-31	32,529
N 1	at	San José State* (RV/-)	W 38-31	17,887
N 8		Hawai'i* (RV/-)	W 49-22	25,236
N 22		New Mexico* (22/-)	W 58-20	22,131
N 28	at	Air Force* (21/-)	L 24-27	32,650
D 20	vs.	Utah[1]^ (RV/23)	L 10-45	33,067

^ — Royal Purple Las Vegas Bowl; Las Vegas, Nev.
1 — Dave Baldwin served as interim head coach for the bowl game and is recorded as the 21st head coach for the program.

Mike Bobo

22nd head coach in program history
2015-19 (Five Seasons)
28-35 (.444)
Alma mater: Georgia ('98)
Became first CSU coach to win seven regular-season games in first season as head coach ('15) and first to lead CSU to a bowl game in each of his first three seasons. Came to CSU following 14 seasons at Georgia.

2015 Colorado State Rams (7-6, 5-3 MW)

S 5		Savannah State AG	W 65-13	24,571
S 12		Minnesota	L 20-23 (OT)	32,500
S 19	vs.	Colorado (Denver)	L 24-27 (OT)	66,253
S 26	at	UTSA	W 33-31	24,705
O 3	at	Utah State*	L 18-33	22,059
O 10		Boise State* (-/25)	L 10-41	26,117
O 17		Air Force* HC	W 38-23	32,546
O 31		San Diego State*	L 17-41	18,125
N 7	at	Wyoming*	W 26-7	18,682
N 14		UNLV*	W 49-35	15,641
N 21	at	New Mexico*	W 28-21	21,643
N 28	at	Fresno State*	W 34-31	26,375
D 29	vs.	Nevada^	L 23-28	20,425

^ — NOVA Home Loans Arizona Bowl; Tucson, Ariz.

2016 Colorado State Rams (7-6, 5-3 MW)

S 2	vs.	Colorado (Denver)	L 7-44	69,850
S 10		UTSA	W 23-14	20,673
S 17		Northern Colorado AG	W 47-21	26,718
S 24	at	Minnesota	L 24-31	44,854
O 1		Wyoming*	L 17-38	33,500
O 8		Utah State* HC	W 31-24	32,387
O 15	at	Boise State* (-/15)	L 23-28	33,448
O 22	at	UNLV*	W 42-23	18,362
N 5		Fresno State*	W 37-0	23,187
N 12	at	Air Force*	L 46-49	23,467
N 19		New Mexico*	W 49-31	29,133
N 26	at	San Diego State*	W 63-31	34,223
D 22	vs.	Idaho^	L 50-61	24,975

^ — Famous Idaho Potato Bowl; Boise, Idaho

2017 Colorado State Rams (7-6, 5-3 MW)

A 26		Oregon State	W 58-27	37,583
S 1	vs.	Colorado (Denver)	L 3-17	73,932
S 9		Abilene Christian AG	W 38-10	27,038
S 16	at	Alabama (-/1)	L 23-41	101,821
S 30	at	Hawai'i*	W 51-21	25,687
O 7	at	Utah State*	W 27-14	18,004
O 14		Nevada* HC	W 44-42	36,765
O 20	at	New Mexico*	W 27-24	17,358
O 28		Air Force*	L 28-45	33,074
N 4	at	Wyoming*	L 13-16	22,840
N 11		Boise State* SP	L 52-59 (OT)	32,166
N 18		San Jose State*	W 42-14	25,743
D 16	vs.	Marshall^	L 28-31	26,087

^ — Gildan New Mexico Bowl; Albuquerque, N.M.

2018 Colorado State Rams (3-9, 2-6 MW)

A 25		Hawai'i*	L	34-43	31,007
A 31	vs.	Colorado (Denver)	L	13-45	70,158
S 8		Arkansas	W	34-27	31,894
S 15	at	Florida	L	10-48	80,021
S 22		Illinois State AG	L	19-35	26,259
O 6	at	San Jose State*	W	42-30	13,802
O 13		New Mexico* HC	W	20-18	36,514
O 19	at	Boise State*	L	28-56	32,299
O 26		Wyoming*	L	21-34	32,125
N 10	at	Nevada*	L	10-49	13,755
N 17		Utah State* (-/14)	L	24-29	19,226
N 22	at	Air Force* (Thanksgiving Day)	L	19-27	17,432

2019 Colorado State Rams (4-8, 3-5 MW)

A 30	vs.	Colorado (Denver)	L	31-52	66,997
S 7		Western Illinois	W	38-13	24,453
S 14	at	Arkansas	L	34-55	55,583
S 21		Toledo AG	L	35-41	24,464
S 28	at	Utah State*	L	24-34	20,017
O 5		San Diego State* HC	L	10-24	29,767
O 11	at	New Mexico*	W	35-21	15,393
O 26	at	Fresno State*	W	41-31	32,890
N 2		UNLV* SP	W	37-17	24,103
N 16		Air Force* (-/RV)	L	21-38	24,914
N 22	at	Wyoming*	L	7-17	21,152
N 29		Boise State* (-/20)	L	24-31	12,324

Steve Addazio

23rd head coach in program history
2020-21 (Two Seasons)
4-12 (.250)
Alma mater: Central Conn. State ('81)
When he was hired, Addazio was only the second head coach to have won bowl games as a head coach at two other programs since Earle Bruce. First season with the Rams coincided with the worldwide COVID-19 pandemic.

2020 Colorado State Rams (1-3, 1-3 MW)

S 5		Colorado^	Canceled	-
S 12	at	Oregon State^	Canceled	-
S 19		Northern Colorado^	Canceled	-
S 26	at	Vanderbilt^	Canceled	-
O 24		New Mexico*	Canceled	-
O 29	at	Fresno State*	L 17-38	n/a
N 5		Wyoming*	W 34-24	n/a
N 12	at	Boise State*	L 21-52	1,100
N 21		UNLV*	Canceled	-
N 26	at	Air Force*	Canceled	-
D 5	at	San Diego State*&	L 17-29	n/a
D 12		Utah State*$	Canceled	n/a

^ — Games were originally scheduled but canceled due to shift to conference-only play during worldwide COVID-19 pandemic
& — Game played in Carson, Calif.
$ — Declared a forfeit for Mountain West conference standings only

2021 Colorado State Rams (3-9, 2-6 MW)

S 3		South Dakota State	L	23-42	32,327
S 11		Vanderbilt AG	L	21-24	27,233
S 18	at	Toledo	W	22-6	21,365
S 25	at	Iowa (-/5)	L	14-24	65,456
O 9		San Jose State* HC	W	32-14	34,780
O 16	at	New Mexico*	W	36-7	15,403
O 22	at	Utah State*	L	24-26	21,423
O 30		Boise State*	L	19-28	25,221
N 6	at	Wyoming*	L	17-31	24,926
N 13		Air Force*	L	21-35	25,550
N 20	at	Hawai'i*	L	45-50	6,575
N 27		Nevada* SP	L	10-52	17,465

Jay Norvell

24th head coach in program history
2022-Pres. (Two Seasons)
8-16 (.333)
Alma mater: Iowa ('86)
Came to Colorado State after leading Nevada to four bowl games in five seasons; The first inter-conference move by a sitting head coach in league history.

2022 Colorado State Rams (3-9, 3-5 MW)

S 3	at	Michigan (-/6)	L	7-51	109,575
S 10		Middle Tennessee	L	19-34	27,641
S 17	at	Washington State	L	7-38	23,611
S 24		Sacramento State AG	L	10-41	25,445
O 7	at	Nevada*	W	17-14	18,255
O 15		Utah State* HC	L	13-17	35,009
O 22		Hawaii* SP	W	17-13	22,843
O 29	at	Boise State*	L	10-49	33,895
N 5	at	San Jose State*	L	16-28	16,382
N 12		Wyoming*	L	13-14	30,300
N 19	at	Air Force*	L	12-24	20,121
N 25		New Mexico*	W	17-0	20,107

2023 Colorado State Rams (5-7, 3-5 MW)

S 2		Washington State	L, 24-50	31,497
S 16	at	Colorado (-/18)	L, 35-43 (OT2)	53,141
S 23	at	Middle Tennessee	W, 31-23	19,806
S 30		Utah Tech AG	W, 41-20	27,932
O 7	at	Utah State*	L, 24-44	22,864
O 14		Boise State* HC	W, 31-30	34,901
O 21	at	UNLV*	L, 23-25	22,585
O 28		Air Force* (-/19) SP	L, 13-30	22,570
N 3	at	Wyoming*	L, 15-25	27,905
N 11		San Diego State*	W, 22-19	22,033
N 18		Nevada*	W, 30-20	20,121
N 24	at	Hawaii*	L, 24-27	11,013

SERIES HISTORY

In Fort Collins	**0-0**
Last Win	-
Last Loss	-
In Austin	**0-1**
Last Win	-
Last Loss	1975 (0-46)

at Texas

Longhorns lead, 1-0

DATE	LOCATION	W/L	SCORE
Sept. 13, 1975	Austin	L	0-46

SERIES HISTORY

In Fort Collins	**10-1-1**
Last Win	2016 (47-21)
Last Loss	1900 (F* -)
In Greeley	**10-0**
Last Win	1942 (14-6)
Last Loss	-

Northern Colorado

Rams lead, 20-1-1

DATE	LOCATION	W/L	SCORE
April 1, 1893	Greeley	W	16-0
Oct. 21, 1899	Fort Collins	T	5-5
Oct. 6, 1900	Fort Collins	F*	-
Nov. 11, 1905	Greeley	W	6-5
Oct. 19, 1917	Greeley	W	20-7
Nov. 15, 1924	Greeley	W	22-7
Nov, 7, 1925	Fort Collins	W	43-18
Oct. 1, 1927	Greeley	W	33-0
Oct. 6, 1928	Fort Collins	W	26-6
Oct. 18, 1930	Greeley	W	26-0
Nov. 28, 1931	Fort Collins	W	21-7
Oct. 1, 1932	Greeley	W	12-0
Sept. 28, 1934	Greeley	W	12-0
Nov. 14, 1936	Greeley	W	12-6
Nov. 14, 1942	Greeley	W	14-6
Sept. 29, 1945	Fort Collins	W	33-0
Nov. 3, 1945	Fort Collins	W	25-14
Sept. 24, 1977	Fort Collins	W	48-10
Nov. 5, 1983	Fort Collins	W	41-20
Sept. 20, 1986	Fort Collins	W	46-14
Sept. 10, 2011	Fort Collins	W	33-14
Sept. 17, 2016	Fort Collins	W	47-21

** Game forgeited to Northern Colorado*

SERIES HISTORY

In Fort Collins	**7-21-1**
Last Win	1955 (10-0)
Last Loss	1996 (34-48)
In Boulder	**9-34-1**
Last Win	2009 (23-17)
Last Loss	2023 (35-43)

Colorado

Buffaloes lead, 68-22-2

DATE	LOCATION	W/L	SCORE
Feb. 11, 1893	Fort Collins	L	6-70
Oct. 7, 1893	Boulder	L	6-44
Oct. 27, 1894	Boulder	L	0-67
Oct. 15, 1899	Boulder	L	0-63
Oct. 15, 1900	Boulder	L	0-29
Oct. 18, 1902	Boulder	L	6-11
Oct. 10, 1903	Fort Collins	L	0-5
Nov. 19, 1904	Boulder	L	0-46
Nov. 10, 1906	Fort Collins	T	0-0
Oct. 19, 1907	Boulder	L	13-17
Oct. 24, 1908	Fort Collins	L	0-8
Oct. 23, 1909	Boulder	L	0-57
Nov. 12, 1910	Fort Collins	L	0-44
Nov. 11, 1911	Boulder	L	0-31
Oct. 12, 1912	Fort Collins	W	21-0
Oct. 18, 1913	Fort Collins	L	7-16
Oct. 24, 1914	Fort Collins	L	6-33
Oct. 9, 1915	Boulder	W	23-6
Nov. 30, 1916	Boulder	W	32-14
Nov. 29, 1917	Boulder	L	0-6
Nov. 28, 1918	Boulder	L	13-16
Oct. 11, 1919	Fort Collins	W	49-7
Nov. 20, 1920	Boulder	T	7-7
Nov. 19, 1921	Fort Collins	L	0-10
Nov. 4, 1922	Boulder	L	0-7
Nov. 28, 1923	Fort Collins	L	3-6
Nov. 22, 1924	Boulder	L	0-36
Nov. 14, 1925	Fort Collins	W	12-0
Nov. 13, 1926	Boulder	W	3-0
Nov. 19, 1927	Fort Collins	W	39-7
Nov. 10, 1928	Boulder	L	7-13
Nov. 16, 1929	Fort Collins	L	0-6
Oct. 25, 1930	Boulder	L	0-7
Oct. 24, 1931	Fort Collins	W	19-6
Oct. 22, 1932	Boulder	W	7-6
Oct. 21, 1933	Fort Collins	W	19-6
Oct. 27, 1934	Boulder	L	9-27
Oct. 26, 1935	Boulder	L	6-19
Oct. 24, 1936	Fort Collins	L	7-9
Oct. 23, 1937	Boulder	L	0-47
Oct. 22, 1938	Fort Collins	L	6-31
Oct. 21, 1939	Boulder	L	0-13
Oct. 19, 1940	Fort Collins	L	14-33
Oct. 18, 1941	Boulder	L	13-26
Oct. 24, 1942	Fort Collins	L	7-34
Oct. 13, 1945	Fort Collins	L	6-21
Nov. 28, 1946	Boulder	L	0-18
Oct. 25, 1947	Fort Collins	L	7-14
Nov. 20, 1948	Boulder	W	29-25
Nov. 26, 1949	Boulder	W	14-7
Nov. 25, 1950	Fort Collins	L	6-31
Sept. 22, 1951	Boulder	L	13-28
Nov. 29, 1952	Boulder	L	0-61
Nov. 28, 1953	Fort Collins	L	7-13
Sept. 25, 1954	Boulder	L	0-46
Nov. 26, 1955	Fort Collins	W	10-0
Oct. 13, 1956	Boulder	L	7-47
Nov. 9, 1957	Fort Collins	L	0-20
Nov. 22, 1958	Boulder	W	15-14
Sept. 17, 1983	Boulder	L	3-31
Sept. 7, 1985	Boulder	L	10-23
Sept. 6, 1986	Boulder	W	23-7
Oct. 3, 1987	Fort Collins	L	16-29
Oct. 1, 1988	Fort Collins	L	23-27
Sept. 9, 1989	Boulder	L	20-45
Sept. 5, 1992	Boulder	L	17-37
Sept. 9, 1995	Boulder	L	14-42
Sept. 7, 1996	Fort Collins	L	34-48
Sept. 6, 1997	Boulder	L	21-31
Sept. 5, 1998	Denver	L	14-42
Sept. 4, 1999	Denver	W	41-14
Sept. 2, 2000	Denver	W	28-24

Sept. 1, 2001	Denver	L	14-41
Aug. 31, 2002	Denver	W	19-14
Aug. 30, 2003	Denver	L	35-42
Sept. 4, 2004	Boulder	L	24-27
Sept. 3, 2005	Boulder	L	28-31
Sept. 9, 2006	Denver	W	14-10
Sept. 1, 2007	Denver	L (OT)	28-31
Aug. 31, 2008	Denver	L	17-38
Sept. 6, 2009	Boulder	W	23-17
Sept. 4, 2010	Denver	L	3-24
Sept. 17, 2011	Denver	L	14-28
Sept. 1, 2012	Denver	W	22-17
Sept. 1, 2013	Denver	L	27-41
Aug. 29, 2014	Denver	W	31-17
Sept. 19, 2015	Denver	L (OT)	24-27
Sept. 2, 2016	Denver	L	7-44
Sept. 1, 2017	Denver	L	3-17
Aug. 31, 2018	Denver	L	13-45
Aug. 30, 2019	Denver	L	31-52
Sept. 16, 2023	Boulder	L (2OT)	35-43

SERIES HISTORY

In Fort Collins	**14-3**
Last Win	2013 (59-42)
Last Loss	1987 (6-45)
El Paso	**11-7**
Last Win	1998 (20-17)
Last Loss	2011 (17-31)

UTEP

Rams lead, 25-10

DATE	LOCATION	W/L	SCORE
Oct. 26, 1963	Fort Collins	W	21-14
Nov. 26, 1964	El Paso	W	35-8
Oct. 9, 1965	El Paso	L	10-35
Nov. 11, 1967	El Paso	L	0-17
Nov. 30, 1968	El Paso	L	19-23
Nov. 1, 1969	Fort Collins	L	16-17
Oct. 17, 1970	Fort Collins	L	37-41
Nov. 20, 1971	El Paso	W	24-7
Nov. 18, 1972	Fort Collins	W	35-22
Oct. 27, 1973	El Paso	W	76-24
Nov. 16, 1974	Fort Collins	W	56-24
Nov. 8, 1975	El Paso	W	21-17
Oct. 23, 1976	Fort Collins	W	28-7
Oct. 8, 1977	El Paso	W	40-31
Oct. 7, 1978	Fort Collins	W	39-29
Oct. 13, 1979	El Paso	W	17-3
Nov. 8, 1980	Fort Collins	W	37-7
Oct. 24, 1981	El Paso	L	29-35
Oct. 30, 1982	Fort Collins	W	38-13
Oct. 22, 1983	El Paso	W	31-15
Nov. 10, 1984	Fort Collins	W	59-31
Sept. 14, 1985	Fort Collins	W	41-24
Nov. 22, 1986	El Paso	L	19-21
Sept. 19, 1987	Fort Collins	L	6-45
Oct. 15, 1988	El Paso	L	14-34
Nov. 11, 1989	El Paso	W	52-0
Sept. 22, 1990	Fort Collins	W	38-20
Oct. 5, 1991	El Paso	W	23-18
Oct. 10, 1992	Fort Collins	W	42-24
Nov. 13, 1993	El Paso	W	52-0
Oct. 15, 1994	Fort Collins	W	47-9
Nov. 4, 1995	Fort Collins	W	56-10
Oct. 3, 1998	El Paso	W	20-17
Oct. 22, 2011	El Paso	L	17-31
Sept. 28, 2013	Fort Collins	W	59-42

SERIES HISTORY

In Fort Collins	**1-0**
Last Win	2017 (58-27)
Last Loss	-
In Corvallis	**1-0**
Last Win	1975 (17-8)
Last Loss	-

at Oregon State

Rams lead, 2-0

DATE	LOCATION	W/L	SCORE
Oct. 11, 1975	Corvallis	W	17-8
Aug. 26, 2017	Fort Collins*	W	58-27

** - Canvas Stadium Dedication*

SERIES HISTORY

In Fort Collins	**4-2**
Last Win	2021 (32-14)
Last Loss	2013 (27-34)
In San Jose	**3-3**
Last Win	2018 (42-30)
Last Loss	2022 (16-28)

San Jose State

Rams lead, 7-5

DATE	LOCATION	W/L	SCORE
Oct. 7, 1961	San Jose	L	0-14
Nov. 7, 1964	Fort Collins	W	14-3
Oct. 19, 1996	Fort Collins	W	36-13
Oct. 11, 1997	San Jose	W	55-20
Oct. 1, 2011	Fort Collins	L	31-38
Sept. 15, 2012	San Jose	L	20-40
Oct. 12, 2013	Fort Collins	L	27-34
Nov. 1, 2014	San Jose	W	38-31
Nov. 18, 2017	Fort Collins	W	42-14
Oct. 6, 2018	San Jose	W	42-30
Oct. 9, 2021	Fort Collins	W	32-14
Nov. 5, 2022	San Jose	L	16-28

SERIES HISTORY

In Fort Collins	**10-17**
Last Win	2015 (38-23)
Last Loss	2023 (13-30)
In USAFA	**10-19-1**
Last Win	2002 (31-12)
Last Loss	2022 (12-24)

at Air Force

Falcons lead, 38-22-1

DATE	LOCATION	W/L	SCORE
Nov. 30, 1957	Denver	W	20-7
Oct. 11, 1958	Denver	L	6-36
Sept. 24, 1960	Denver	L	8-32
Nov. 4, 1961	Denver	L	9-14
Sept. 22, 1962	USAFA	L	0-34
Sept. 28, 1963	USAFA	L	0-69
Oct. 3, 1964	USAFA	L	6-14
Oct. 22, 1966	USAFA	W	41-21
Oct. 28, 1967	USAFA	T	17-17
Oct. 19, 1968	Fort Collins*	L	0-31
Oct. 25, 1969	USAFA	L	7-28

Oct. 3, 1970	USAFA	L	22-27
Oct. 23, 1971	Fort Collins	L	12-17
Oct. 7, 1972	Fort Collins	L	13-52
Oct. 25, 1975	Fort Collins	W	47-10
Oct. 16, 1976	USAFA	W	27-3
Oct. 14, 1978	USAFA	W	31-13
Oct. 27, 1979	Fort Collins	W	20-6
Sept. 6, 1980	Fort Collins	W	21-9
Oct. 3, 1981	USAFA	L	14-28
Oct. 16, 1982	USAFA	W	21-11
Sept. 3, 1983	Fort Collins	L	13-34
Sept. 29, 1984	USAFA	L	10-52
Oct. 19, 1985	Fort Collins	L	19-35
Sept. 27, 1986	USAFA	L	7-24
Sept. 26, 1987	Fort Collins	L	19-27
Sept. 3, 1988	Fort Collins	L	23-29
Sept. 30, 1989	Fort Collins	L	21-45
Sept. 1, 1990	USAFA	W	35-33
Sept. 7, 1991	Fort Collins	L	26-31
Oct. 17, 1992	USAFA	W	32-28
Sept. 11, 1993	Fort Collins	W	8-5
Sept. 3, 1994	USAFA	W	34-21
Sept. 16, 1995	USAFA	W	27-20
Nov. 2, 1996	USAFA	W	42-41
Sept. 20, 1997	Fort Collins	L	0-24
Sept. 17, 1998	USAFA	L	27-30
Nov. 18, 1999	Fort Collins	W	41-21
Nov. 11, 2000	USAFA	L	40-44
Nov. 8, 2001	Fort Collins	W	28-21
Oct. 31, 2002	USAFA	W	31-12
Oct. 16, 2003	Fort Collins	W	30-20
Nov. 20, 2004	USAFA	L	17-47
Sept. 29, 2005	Fort Collins	W	41-23
Oct. 12, 2006	USAFA	L	21-24
Oct. 13, 2007	Fort Collins	L	21-45
Nov. 8, 2008	USAFA	L	17-38
Oct. 31, 2009	Fort Collins	L	16-34
Oct. 9, 2010	USAFA	L	27-49
Nov. 26, 2011	Fort Collins	L	21-45
Sept. 29, 2012	USAFA	L	21-42
Nov. 20, 2013	Fort Collins	W	58-13
Nov. 28, 2014	USAFA	L	24-27
Oct. 17, 2015	Fort Collins	W	38-23
Nov. 12, 2016	USAFA	L	46-49
Oct. 28, 2017	Fort Collins	L	28-45
Nov. 22, 2018	USAFA	L	19-27
Nov. 16, 2019	Fort Collins	L	21-38
Nov. 13, 2021	Fort Collins	L	21-35
Nov. 19, 2022	USAFA	L	12-24
Oct. 28, 2023	Fort Collins	L	13-30

** - Hughes Stadium Dedication*

SERIES HISTORY

In Fort Collins	**20-11**
Last Win	2022 (17-0)
Last Loss	2006 (19-20)
In Albuquerque	**22-14**
Last Win	2021 (36-7)
Last Loss	2009 (27-29)

New Mexico

Rams lead, 43-25

DATE	LOCATION	W/L	SCORE
Nov. 18, 1961	Fort Collins	L	8-20
Nov. 10, 1962	Albuquerque	L	8-21
Nov. 2, 1963	Fort Collins	L	0-25
Nov. 14, 1964	Albuquerque	L	0-42
Oct. 2, 1965	Fort Collins	W	27-22
Nov. 5, 1966	Albuquerque	W	45-6
Sept. 4, 1968	Albuquerque	W	21-13
Nov. 24, 1973	Fort Collins	L	13-30
Sept. 14, 1974	Albuquerque	L	23-32
Sept. 27, 1975	Albuquerque	W	27-16
Oct. 1, 1976	Fort Collins	L	20-33
Oct. 22, 1977	Fort Collins	W	14-9
Nov. 11, 1978	Albuquerque	W	26-15
Nov. 10, 1979	Fort Collins	L	9-24
Oct. 11, 1980	Albuquerque	W	31-26
Nov. 14, 1981	Fort Collins	L	16-28
Nov. 13, 1982	Albuquerque	L	24-29
Oct. 29, 1983	Fort Collins	W	25-24
Oct. 13, 1984	Albuquerque	W	16-10
Oct. 12, 1985	Albuquerque	W	45-28
Nov. 15, 1986	Fort Collins	W	32-27
Oct. 17, 1987	Fort Collins	W	35-13
Nov. 12, 1988	Albuquerque	L	23-24
Oct. 7, 1989	Albuquerque	W	34-20
Oct. 20, 1990	Fort Collins	W	47-7
Nov. 16, 1991	Fort Collins	L	36-38
Nov. 21, 1992	Albuquerque	W	14-10
Oct. 30, 1993	Fort Collins	W	21-20
Oct. 1, 1994	Albuquerque	W	38-31
Oct. 21, 1995	Fort Collins	L	14-22
Dec. 6, 1997	Las Vegas	W	41-13
Nov. 6, 1999	Albuquerque	W	36-22
Oct. 7, 2000	Fort Collins	W	17-14
Nov. 17, 2001	Albuquerque	W	24-17
Nov. 23, 2002	Fort Collins	W	22-14
Nov. 7, 2003	Albuquerque	L	34-37
Oct. 30, 2004	Fort Collins	L	17-26
Oct. 28, 2005	Albuquerque	W	35-25
Oct. 28, 2006	Fort Collins	L	19-20
Nov. 10, 2007	Albuquerque	L	23-26
Nov. 15, 2008	Fort Collins	W	20-6
Nov. 21, 2009	Albuquerque	L	27-29
Oct. 30, 2010	Fort Collins	W	38-14
Sept. 3, 2011	Albuquerque	W	14-10
Nov. 24, 2012	Fort Collins	W	24-20
Nov. 16, 2013	Albuquerque	W	66-42
Nov. 22, 2014	Fort Collins	W	58-20
Nov. 21, 2015	Albuquerque	W	28-21
Nov. 19, 2016	Fort Collins	W	49-31
Oct. 20, 2017	Albuquerque	W	27-24
Oct. 13, 2018	Fort Collins	W	20-18
Oct. 11, 2019	Albuquerque	W	35-21
Oct. 16, 2021	Albuquerque	W	36-7
Nov. 25, 2022	Fort Collins	W	17-0

SERIES HISTORY

In Fort Collins	**9-1**
Last Win	2023 (30-20)
Last Loss	2021 (10-52)
In Reno	**5-3**
Last Win	2022 (17-14)
Last Loss	2018 (10-49)

at Nevada

Rams lead, 14-5

DATE	LOCATION	W/L	SCORE
Oct. 19, 1974	Fort Collins	W	66-17
Aug. 30, 1997	Fort Collins	W	45-13
Sept. 12, 1998	Reno	W	26-14
Sept. 11, 1999	Fort Collins	W	38-33

Sept. 30, 2000	Reno	W	45-14
Sept. 8, 2001	Fort Collins	W	35-18
Sept. 28, 2002	Reno	W	32-28
Sept. 24, 2005	Fort Collins	W	42-21
Sept. 16, 2006	Reno	L	10-28
Sept. 19, 2009	Fort Collins	W	35-20
Sept. 11, 2010	Reno	L	6-51
Nov. 9, 2013	Fort Collins	W	38-17
Oct. 11, 2014	Reno	W	31-24
Dec. 29, 2015	Tucson, Ariz.*	L	23-28
Oct. 14, 2017	Fort Collins	W	44-42
Nov. 10, 2018	Reno	L	10-49
Nov. 27, 2021	Fort Collins	L	10-52
Oct. 7, 2022	Reno	W	17-14
Nov. 18, 2023	Fort Collins	W	30-20

Arizona Bowl

SERIES HISTORY

In Fort Collins	**32-24-1**
Last Win	2020 (34-24)
Last Loss	2022 (13-14)
In Laramie	**26-27-4**
Last Win	2015 (26-7)
Last Loss	2023 (15-24)

Wyoming

Rams lead, 58-51-5

DATE	LOCATION	W/L	SCORE
Nov. 30, 1899	Laramie*	-	12-0
Nov. 24, 1900	Fort Collins	W	16-0
Nov. 14, 1903	Fort Collins	W	17-0
Nov. 24, 1904	Laramie	T	6-6
Nov. 25, 1905	Fort Collins	W	34-5
Nov. 14, 1908	Laramie	W	20-0
Oct. 16, 1909	Fort Collins	W	32-3
Nov. 24, 1910	Laramie	L	0-10
Nov. 30, 1911	Fort Collins	L	0-27
Nov. 28, 1912	Laramie	W	33-0
Nov. 15, 1913	Fort Collins	W	61-0
Oct. 24, 1914	Laramie	W	48-10
Nov. 6, 1915	Laramie	W	48-0
Sept. 30, 1916	Fort Collins	W	40-0
Oct. 6, 1917	Laramie	L	0-6
Sept. 27, 1919	Laramie	W	28-0
Oct. 4, 1919	Fort Collins	W	14-0
Oct. 2, 1920	Laramie	W	13-0
Oct. 16, 1920	Fort Collins	W	42-0
Oct. 1, 1921	Fort Collins	T	7-7
Oct. 14, 1922	Laramie	W	60-0
Sept. 29, 1923	Fort Collins	W	33-0
Nov. 26, 1925	Fort Collins	W	40-0
Oct. 4, 1929	Fort Collins	W	20-7
Nov. 8, 1930	Fort Collins	L	6-21
Nov. 7, 1931	Laramie	W	26-6
Nov. 24, 1932	Fort Collins	W	23-0
Sept. 30, 1933	Laramie	W	7-0
Nov. 3, 1934	Fort Collins	W	16-0
Sept. 28, 1935	Laramie	W	12-3
Oct. 17, 1936	Laramie	T	0-0
Oct. 16, 1937	Fort Collins	L	0-7
Oct. 1, 1938	Laramie	T	0-0
Nov. 4, 1939	Fort Collins	W	22-0
Oct. 5, 1940	Laramie	T	0-0
Oct. 4, 1941	Fort Collins	W	27-0
Sept. 26, 1942	Laramie	W	10-0
Oct. 5, 1946	Laramie	W	7-0
Nov. 22, 1947	Fort Collins	W	21-6
Oct. 16, 1948	Laramie	W	21-20
Oct. 1, 1949	Fort Collins	L	0-8
Oct. 7, 1950	Laramie	L	0-34
Oct. 13, 1951	Fort Collins	W	14-7
Oct. 11, 1952	Laramie	W	14-0
Oct. 10, 1953	Laramie	L	14-21
Oct. 9, 1954	Fort Collins	L	0-34
Oct. 8, 1955	Laramie	W	14-13
Oct. 6, 1956	Fort Collins	L	12-20
Oct. 12, 1957	Laramie	L	13-27
Oct. 18, 1958	Fort Collins	L	6-7
Oct. 10, 1959	Laramie	L	0-29
Oct. 15, 1960	Fort Collins	L	8-40
Oct. 14, 1961	Laramie	L	7-18
Oct. 27, 1962	Fort Collins	L	7-28
Oct. 12, 1963	Laramie	L	3-21
Sept. 19, 1964	Laramie	L	7-31
Sept. 25, 1965	Fort Collins	L	14-33
Oct. 29, 1966	Fort Collins	W	12-10
Sept. 30, 1967	Laramie	L	10-13
Nov. 2, 1968	Fort Collins	L	14-46
Oct. 4, 1969	Laramie	L	3-39
Oct. 10, 1970	Fort Collins	L	6-16
Oct. 2, 1971	Laramie	L	6-17
Oct. 14, 1972	Fort Collins	L	9-28
Oct. 20, 1973	Laramie	L	3-35
Nov. 2, 1974	Fort Collins	W	11-6
Oct. 4, 1975	Laramie	W	3-0
Oct. 30, 1976	Fort Collins	W	19-16
Oct. 29, 1977	Laramie	L	13-29
Oct. 28, 1978	Fort Collins	L	3-13
Sept. 29, 1979	Laramie	W	20-16
Nov. 1, 1980	Fort Collins	W	28-25
Oct. 31, 1981	Laramie	L	21-55
Sept. 11, 1982	Fort Collins	W	13-9
Nov. 19, 1983	Laramie	L	17-52
Oct. 27, 1984	Fort Collins	L	34-43
Oct. 26, 1985	Laramie	W	30-19
Oct. 25, 1986	Fort Collins	W	20-15
Oct. 31, 1987	Laramie	L	15-20
Oct. 29, 1988	Fort Collins	L	14-48
Nov. 4, 1989	Laramie	L	35-56
Nov. 3, 1990	Fort Collins	W	17-8
Oct. 26, 1991	Laramie	L	28-35
Oct. 24, 1992	Fort Collins	L	14-31
Nov. 20, 1993	Laramie	W	41-21
Nov. 5, 1994	Fort Collins	W	35-24
Oct. 28, 1995	Laramie	W	31-24
Nov. 16, 1996	Fort Collins	L	24-25
Oct. 18, 1997	Laramie	W	14-7
Nov. 7, 1998	Fort Collins	L	19-27
Oct. 23, 1999	Laramie	W	24-13
Nov. 16, 2000	Fort Collins	W	37-13
Sept. 29, 2001	Laramie	W	42-14
Oct. 12, 2002	Fort Collins	W	44-36
Nov. 1, 2003	Laramie	L	28-35
Oct. 22, 2004	Fort Collins	W	30-7
Oct. 22, 2005	Fort Collins	W	39-31
Oct. 21, 2006	Laramie	L	0-24
Nov. 23, 2007	Fort Collins	W	36-28
Nov. 22, 2008	Laramie	W	31-20
Nov. 27, 2009	Fort Collins	L	16-17
Nov. 20, 2010	Laramie	L	0-44
Dec. 3, 2011	Fort Collins	L	19-22
Nov. 3, 2012	Laramie	L	31-45
Oct. 19, 2013	Laramie	W	52-22
Oct. 25, 2014	Fort Collins	W	45-31
Nov. 7, 2015	Laramie	W	26-7
Oct. 1, 2016	Fort Collins	L	17-38
Nov. 4, 2017	Laramie	L	13-16

Oct. 26, 2018	Fort Collins	L	21-34
Nov. 22, 2019	Laramie	L	7-17
Nov. 11, 2020	Fort Collins	W	34-24
Nov. 6, 2021	Laramie	L	17-31
Nov. 12, 2022	Fort Collins	L	13-14
Nov. 3, 2023	Laramie	L	15-24

**Game was forfeited to CAC*

SERIES HISTORY

In Fort Collins	**4-3**
Last Win	2016 (37-0)
Last Loss	2012 (7-28)
In Fresno	**5-3**
Last Win	2019 (41-31)
Last Loss	2020 (17-38)

at Fresno State

Rams lead, 10-6

DATE	LOCATION	W/L	SCORE
Sept. 19, 1992	Fort Collins	L	21-52
Oct. 9, 1993	Fort Collins	W	34-32
Nov. 19, 1994	Fresno	W	44-42
Nov. 9, 1996	Fresno	W	42-20
Nov. 8, 1997	Fort Collins	W	41-3
Oct. 9, 1999	Fresno	L	13-44
Oct. 13, 2001	Fort Collins	L	22-25
Oct. 4, 2002	Fresno	L	30-32
Oct. 4, 2003	Fort Collins	W	34-10
Sep. 30, 2006	Fresno	W	35-23
Dec. 20, 2008	Albuquerque*	W	40-35
Oct. 6, 2012	Fort Collins	L	7-28
Nov. 28, 2015	Fresno	W	34-31
Nov. 5, 2016	Fort Collins	W	37-0
Oct. 26, 2019	Fresno	W	41-31
Oct. 29, 2020	Fresno	L	17-38

**New Mexico Bowl*

SERIES HISTORY

In Fort Collins	**18-16-1**
Last Win	2016 (31-24)
Last Loss	2022 (13-14)
In Logan	**21-22-1**
Last Win	2017 (27-14)
Last Loss	2023 (24-44)

Utah State

Rams lead, 39-38-2

DATE	LOCATION	W/L	SCORE
Oct. 27, 1902	Logan	W	24-5
Oct. 9, 1911	Logan	L	0-29
Nov. 11, 1913	Fort Collins	W	20-7
Nov. 14, 1914	Logan	W	41-7
Oct. 23, 1915	Fort Collins	W	59-0
Oct. 14, 1916	Logan	W	53-0
Nov. 6, 1917	Logan	L	7-47
Nov. 8, 1919	Fort Collins	W	27-7
Oct. 30, 1920	Logan	W	21-0
Oct. 28, 1922	Fort Collins	W	34-6
Oct. 27, 1923	Logan	W	26-7
Oct. 25, 1924	Fort Collins	W	17-13
Oct. 31, 1925	Logan	W	13-0
Nov. 6, 1926	Fort Collins	L	0-13
Nov. 5, 1927	Logan	W	6-0
Nov. 3, 1928	Fort Collins	W	7-6
Nov. 9, 1929	Logan	W	7-6
Nov. 15, 1930	Logan	W	13-0
Nov. 14, 1931	Fort Collins	L	0-6
Nov. 5, 1932	Logan	L	0-16
Nov. 11, 1933	Fort Collins	W	3-0
Nov. 10, 1934	Logan	T	21-21
Nov. 2, 1935	Logan	L	0-13
Nov. 7, 1936	Fort Collins	L	0-13
Oct. 30, 1937	Logan	L	0-7
Oct. 29, 1938	Fort Collins	L	0-6
Oct. 28, 1939	Logan	W	9-0
Nov. 9, 1940	Fort Collins	W	13-12
Oct. 25, 1941	Logan	W	13-26
Nov. 7, 1942	Fort Collins	W	25-0
Oct. 20, 1945	Logan	L	0-13
Oct. 19, 1946	Logan	L	0-47
Oct. 4, 1947	Fort Collins	L	13-26
Oct. 2, 1948	Logan	W	9-7
Oct. 29, 1949	Fort Collins	W	28-6
Oct. 21, 1950	Logan	W	33-13
Oct. 20, 1951	Fort Collins	T	20-20
Oct. 25, 1952	Logan	W	21-7
Oct. 24, 1953	Fort Collins	L	13-14
Oct. 23, 1954	Logan	L	14-20
Oct. 22, 1955	Fort Collins	W	26-9
Oct. 20, 1956	Logan	L	7-46
Oct. 26, 1957	Logan	L	14-27
Oct. 25, 1958	Logan	L	0-15
Nov. 7, 1959	Fort Collins	W	10-7
Oct. 22, 1960	Logan	L	0-21
Oct. 21, 1961	Fort Collins	L	3-49
Oct. 20, 1962	Logan	L	0-21
Nov. 9, 1963	Fort Collins	L	13-36
Oct. 24, 1964	Logan	L	13-42
Oct. 23, 1965	Fort Collins	L	20-41
Oct. 15, 1966	Logan	W	10-7
Oct. 21, 1967	Fort Collins	W	17-14
Oct. 11, 1969	Logan	W	37-33
Oct. 31, 1970	Fort Collins	W	20-13
Oct. 30, 1971	Fort Collins	L	17-18
Sept. 30, 1972	Logan	L	0-21
Oct. 13, 1973	Fort Collins	L	18-34
Oct. 12, 1974	Logan	L	23-24
Nov. 22, 1975	Fort Collins	L	17-28
Oct. 9, 1976	Logan	W	10-7
Nov. 26, 1977	Fort Collins	W	13-10
Sept. 16, 1978	Fort Collins	L	20-21
Sept. 22, 1979	Logan	L	0-24
Sept. 10, 1994	Fort Collins	W	41-16
Oct. 7, 1995	Logan	W	59-17
Sept. 13, 1997	Logan	W	35-24
Sept. 24, 2011	Logan	W (2OT)	35-34
Sept. 22, 2012	Fort Collins	L	19-31
Nov. 23, 2013	Logan	L	0-13
Oct. 18, 2014	Fort Collins	W	16-13
Oct. 3, 2015	Logan	L	18-33
Oct. 8, 2016	Fort Collins	W	31-24
Oct. 7, 2017	Logan	W	27-14
Nov. 17, 2018	Fort Collins	L	24-29
Sept. 28, 2019	Logan	L	24-34
Oct. 22, 2021	Logan	L	24-26
Oct. 15, 2022	Fort Collins	L	13-14
Oct. 7, 2023	Logan	L	24-44

1956 (1)

Utah State 46, Colorado A&M 7	KOA-TV, Local

1964 (1)

Air Force 14, CSU 6	ABC, Regional

1966 (1)

CSU 10, Utah State 7	NBC, Regional

1975 (2)

CSU 21, BYU 17	ABC, Regional
Arizona State 33, CSU 3	ABC, Regional

1976 (1)

CSU 19, Wyoming 16	ABC, Regional

1978 (1)

BYU 32, CSU 6	ABC, Regional

1984 (2)

BYU 52, CSU 9	United Cable
CSU 59, UTEP 31	United Cable

1985 (2)

Colorado 23, CSU 10	KCNC
Miami 24, CSU 3	WTBS

1986 (2)

CSU 23, Colorado 7	KCNC
Air Force 24, CSU 7	Freedom Sports

1987 (7)

Air Force 27, CSU 19	United Cable
Colorado 29, CSU 16	United Cable
Utah 24, CSU 23	United Cable
Wyoming 20, CSU 15	United Cable
Hawai'i 39, CSU 38	United Cable
San Diego State 26, CSU 12	ESPN
BYU 30, CSU 26	KUTV, National

1988 (4)

Air Force 29, CSU 23	FOX
Colorado 27, CSU 23	FOX
Wyoming 48, CSU 14	FOX
New Mexico 24, CSU 23	FOX

1989 (6)

Colorado 45, CSU 20	KCNC
CSU 35, Eastern Michigan 35	FOX
Air Force 46, CSU 21	FOX
BYU 45, CSU 16	FOX
CSU 31, Hawai'i 16	FOX
CSU 50, Utah 10	FOX

1990 (6)

CSU 35, Air Force 33	FOX
Arizona State 31, CSU 20	FOX
CSU 22, Utah 13	FOX
BYU 52, CSU 9	FOX
CSU 17, Wyoming 8	FOX
CSU 32, Oregon 31	Raycom

1991 (7)

Air Force 31, CSU 26	FOX
Nebraska 71, CSU 14	KUSA/FOX
CSU 28, Hawai'i 16	FOX
CSU 23, UTEP 18	FOX
Utah 21, CSU 16	FOX
BYU 40, CSU 17	ESPN
San Diego State 42, CSU 32	FOX

1992 (6)

Colorado 37, CSU 17	KCNC
Fresno State 52, CSU 21	FOX
Utah 33, CSU 29	FOX
CSU 32, Air Force 28	FOX
San Diego State 20, CSU 13	FOX
CSU 14, New Mexico 10	FOX

1993 (5)

Oregon 23, CSU 9	FOX
CSU 8, Air Force 5	FOX
San Diego State 30, CSU 3	FOX
Utah 38, CSU 21	FOX
CSU 41, Wyoming 21	ABC

1994 (7)

CSU 28, BYU 21	FOX
CSU 19, San Diego State 17	FOX
CSU 21, Arizona 16	FOX
Utah 45, CSU 31	ABC
CSU 35, Wyoming 24	ESPN
CSU 44, Fresno State 42	FOX
Michigan 24, CSU 14	ESPN

1995 (8)

Colorado 42, CSU 14	ESPN
CSU 27, Air Force 20	ABC
BYU 28, CSU 21	ESPN2
CSU 19, Utah 14	FOX
New Mexico 22, CSU 14	FOX
CSU 22, Hawai'i 0	FOX
CSU 24, San Diego State 13	FOX
Kansas State 54, CSU 21	ESPN

1996 (10)

Colorado 48, CSU 34	ESPN2
CSU 35, UNLV 16	FOX
Nebraska 65, CSU 9	FOX
CSU 28, Hawai'i 16	KWHD
Tulsa 20, CSU 14	KWHD
CSU 36, San Jose State 13	FOX
CSU 27, San Diego State 18	FOX
CSU 42, Air Force 41	ESPN
CSU 42, Fresno State 20	KWHD
Wyoming 25, CSU 24	FOX

1997 (9)

Colorado 31, CSU 21	FOX
Air Force 24, CSU 0	ESPN2
CSU 63, Hawai'i 0	FOX
CSU 14, Wyoming 7	FOX
CSU 45, UNLV 19	FOX
CSU 41, Fresno State 3	FOX
CSU 38, San Diego State 17	ESPN
CSU 41, New Mexico 13	ABC
CSU 35, Missouri 24	ESPN

1998 (8)

CSU 23, Michigan State 16	ESPN2
Colorado 42, CSU 14	ESPN
Air Force 30, CSU 27	ESPN
CSU 34, Tulsa 7	FOX/KUSA
CSU 42, TCU 21	FOX/KUSA
Rice 35, CSU 23	FOX/KUSA
Wyoming 27, CSU 19	ESPN2
CSU 32, SMU 10	FOX/KUSA

1999 (9)

CSU 41, Colorado 14	FOX
BYU 34, CSU 13	ESPN
San Diego State 17, CSU 10	ESPN+Plus
CSU 24, Wyoming 13	ESPN2
CSU 31, Utah 24	ESPN
CSU 36, New Mexico 22	ESPN+Plus
CSU 41, Air Force 21	ESPN
Southern Mississippi 23, CSU 17	ESPN

2000 (10)

CSU 28, Colorado 24	ESPN2
CSU 41, East Tennessee State 7	SWest/KTVD
Arizona State 13, CSU 10	Fox/KTVD
CSU 45, Nevada 14	SWest/KTVD
Colorado State 17, New Mexico 14	ESPN+
CSU 20, UNLV 19	ESPN2
CSU 24, Utah 17	KTVD
CSU 45, BYU 21	ESPN
Air Force 44, CSU 40	ESPN2
CSU 37, Wyoming 13	ESPN
CSU 22, Louisville 17	ESPN

2001 (9)

Colorado 41, CSU 14	ABC
CSU 35, Nevada 18	KTVD
San Diego State 14, CSU 7	ABC
Louisville 7, CSU 2	ESPN
Fresno State 25, CSU 22 (OT)	ESPN2
CSU 26, UNLV 24	SportsWest
CSU 19, Utah 17	ESPN+Plus
BYU 56, CSU 34	ESPN2
CSU 28, Air Force 21	ESPN
CSU 45, North Texas 20	ESPN2

2002 (13)

CSU 35, Virginia 29	Fox Sports Net
CSU 19, Colorado 14	ESPN2
UCLA 30, CSU 19	Fox Sports Net
CSU 36, Louisville 33	ESPN2
Fresno State 32, CSU 30	ESPN
CSU 44, Wyoming 36	ESPN+Plus
CSU 28, Utah 20	ESPN+Plus
CSU 37, BYU 10	ESPN2
CSU 31, Air Force 12	ESPN
CSU 49, San Diego State 21	SW/KTVD
CSU 22, New Mexico 14	SW/KTVD
UNLV 36, CSU 33	SW/KTVD
TCU 17, CSU 3	ESPN

2003 (8)

Colorado 42, CSU 35	ESPN
CSU 23, California 21	FOX/HDTV
CSU 58, BYU 13	ESPN2
CSU 30, Air Force 20	ESPN2
Wyoming 35, CSU 28	ESPN+Plus
New Mexico 37, CSU 34	ESPN2
CSU 21, San Diego State 21	ESPN+Plus
CSU 24, UNLV 23	SportsWest
Boston College 35, CSU 21	ESPN2

2004 (9)

Colorado 27, CSU 24	Fox Sports Net
USC 49, CSU 0	ABC
Minnesota 34, CSU 16	ESPN2
BYU 31, CSU 21	FSNRM
CSU 21, San Diego State 17	ABC
CSU 30, Wyoming 7	ESPN2
New Mexico 26, CSU 17	ESPN+Plus
Utah 63, CSU 31	ESPN2
CSU 45, UNLV 10	Fox Sports Net

2005 (9)

Colorado 31, CSU 28	TBS
Minnesota 56, CSU 24	ESPN2
CSU 42, Nevada 21	Fox Sports Net
CSU 41. Air Force 23	ESPN
BYU 24, CSU 14	Fox Sports Net
CSU 39, Wyoming 31	ESPNC
CSU 35, New Mexico 25	ESPN2
San Diego State 30, CSU 10	ERT
Navy 51, CSU 30	ESPN2

2006 (9)

CSU 30, Weber State 6	The Mtn.
CSU 14, Colorado 10	CSTV
CSU 28, UNLV 7	The Mtn.
Air Force 24, CSU 21	The Mtn.
Wyoming 24, CSU 0	CSTV
BYU 24, CSU 3	The Mtn.
Utah 35, CSU 22	VERSUS
TCU 45, CSU 14	The Mtn.
San Diego State 17, CSU 3	The Mtn.

2007 (10)

Colorado 31, CSU 28 (OT)	Fox Sports Net
California 34, CSU 28	CSTV
Houston 38, CSU 27	CSTV
TCU 24, CSU 12	The Mtn.
San Diego State 24, CSU 20	The Mtn.
Air Force 45, CSU 21	The Mtn.
Utah 27, CSU 3	The Mtn.
BYU 35, CSU 16	The Mtn.
New Mexico 26, CSU 23	The Mtn.
CSU 36, Wyoming 28	The Mtn.

2008 (11)

Colorado 38, CSU 17	Fox Sports Net
California 42, CSU 7	Comcast
CSU 41, UNLV 28	The Mtn.
TCU 13, CSU 7	CBS College
Utah 49, CSU 16	The Mtn.
CSU 38, San Diego State 34	The Mtn.
BYU 45, CSU 42	The Mtn.
Air Force 38, CSU 17	The Mtn.
CSU 20, New Mexico 6	The Mtn.
CSU 31, Wyoming 20	The Mtn.
CSU 40, Fresno State 35	ESPN

2009 (10)

CSU 23, Colorado 17	Fox Sports Net
BYU 42, CSU 23	The Mtn.
Idaho 31, CSU 29	ESPNU
Utah 24, CSU 17	The Mtn.
TCU 44, CSU 6	VERSUS
San Diego State 44, CSU 28	The Mtn.
Air Force 34, CSU 16	The Mtn.
UNLV 35, CSU 16	The Mtn.
New Mexico 29, CSU 27	The Mtn.
Wyoming 17, CSU 16	The Mtn.

2010 (11)

Colorado 24, CSU 3	The Mtn.
Nevada 51, CSU 6	ESPNU
Miami (Ohio) 31, CSU 10	Ohio News Net.
TCU 27, CSU 0	The Mtn.
Air Force 49, CSU 27	The Mtn.
CSU 43, UNLV 10	The Mtn.
Utah 59, CSU 6	The Mtn.
CSU 38, New Mexico 14	The Mtn.
San Diego State 24, CSU 19	The Mtn.
BYU 49, CSU 10	The Mtn.
Wyoming 44, CSU 0	The Mtn.

2011 (12)

CSU 14, New Mexico 10	The Mtn.
CSU 33, Northern Colorado 14	The Mtn.
Colorado 28, CSU 14	Fox Sports Net
CSU 35, Utah State 34 (2OT)	ESPN Game Plan
San Jose State 38, CSU 31	The Mtn.
Boise State 63, CSU 13	The Mtn.
UTEP 31, CSU 17	Time Warner El Paso
UNLV 38, CSU 35	The Mtn.
San Diego State 18, CSU 15	The Mtn.
TCU 34, CSU 10	The Mtn.
Air Force 45, CSU 21	The Mtn.
Wyoming 22, CSU 19	The Mtn.

2012 (12)

CSU 22, Colorado 17	FX
North Dakota State 22, CSU 7	KTVD-20
Utah State 31, CSU 19	KTVD-20
CSU 21, Air Force 42	Altitude
CSU 7, Fresno State 28	KTVD-20
San Diego State 38, CSU 14	KTVD-20
CSU 42, Hawai'i 27	KTVD-20
Wyoming 45, CSU 31	KTVD-20
CSU 33, UNLV 11	KTVD-20
Boise State 42, CSU 14	NBC Sports Network
CSU 24, New Mexico 20	ROOT SPORTS

2013 (14)

Colorado 41, CSU 27	CBS Sports Net.
Tulsa 30, CSU 27	CBS Sports Net.
CSU 34, Cal Poly 19	Mountain West Network
Alabama 31, CSU 6	ESPN2
CSU 59, UTEP 42	CBS Sports Net.
San Jose State 34, CSU 27	CBS Sports Net.
CSU 52, Wyoming 22	ROOT SPORTS
CSU 35, Hawai'i 28	Mountain West Network
Boise State 42, CSU 30	CBS Sports Net.
CSU 38, Nevada 17	Mountain West Network
CSU 66, New Mexico 42	ROOT SPORTS
Utah State 13, CSU 0	CBS Sports Net.
CSU 58, Air Force 13	ESPN3
CSU 48, Washington State 45	ESPN

2014 (13)

CSU 31, Colorado 17	Fox Sports 1
Boise State 37, CSU 24	ESPN2
CSU 49, UC Davis 21	MW Network
CSU 24, Boston College 21	ROOT SPORTS
CSU 42, Tulsa 17	MW Network
CSU 31, Nevada 24	CBS Sports Net.
CSU 16, Utah State 13	CBS Sports Net.
CSU 45, Wyoming 31	ROOT SPORTS
CSU 38, San Jose St. 31	CBS Sports Net.
CSU 49, Hawai'i 20	ESPNU
CSU 58, New Mexico 20	ROOT SPORTS
Air Force 27, CSU 24	CBS Sports Net.
Utah 40, CSU 10	ABC

2015 (13)

CSU 65, Savannah State 13	MW Network
Minnesota 23, CSU 20 (OT)	CBS Sports Net.
Colorado 27, CSU 24 (OT)	CBS Sports Net.
CSU 33, UTSA 31	CBS Sports Net.
Utah State 33, CSU 18	ESPN3
Boise State 41, CSU 10	CBS Sports Net.
CSU 38, Air Force 23	CBS Sports Net.
San Diego State 41, CSU 17	CBS Sports Net.
CSU 26, Wyoming 7	ESPN3
CSU 49, UNLV 35	ROOT SPORTS
CSU 28, New Mexico 21	ROOT SPORTS
CSU 34, Fresno State 31	CBS Sports Net.
Nevada 28, CSU 23	American Sports Network

2016 (13)

Colorado 44, CSU 7	ESPN
CSU 23, UTSA 14	MW Network
CSU 47, Northern Colorado 21	ROOT SPORTS
Minnesota 31, CSU 24	ESPNU
Wyoming 38, CSU 17	ESPNU
CSU 31, Utah State 24	CBS Sports Net.
Boise State 28, CSU 23	ESPN2
CSU 42, UNLV 23	ROOT SPORTS
CSU 37, Fresno State 0	ROOT SPORTS
Air Force 49, CSU 46	ESPNU
CSU 49, New Mexico 31	ESPN2
CSU 63, San Diego State 31	CBS Sports Net.
Idaho 61, CSU 50	ESPN

2017 (13)

CSU 58, Oregon State 27	CBS Sports Net.
Colorado 17, CSU 3	Pac-12 Network
CSU 38, Abilene Christian 10	MW Network
Alabama, 41, CSU 23	ESPN2
CSU 51, Hawai'i 21	Spectrum Sports PPV
CSU 27, Utah State 14	AT&T SportsNet
CSU 44, Nevada 42	ESPN2
CSU 27, New Mexico 24	ESPN2
Air Force 45, CSU 28	CBS Sports Net.
Wyoming 16, CSU 13	CBS Sports Net.
Boise State 59, CSU 52	CBS Sports Net.
CSU 42, San Jose State 14	CBS Sports Net.
Marshall 31, CSU 28	ESPN

2018 (12)

Hawai'i 43, CSU 34	CBS Sports Net.
Colorado 45, CSU 13	CBS Sports Net.
CSU 34, Arkansas 27	CBS Sports Net.
Florida 48, CSU 10	SEC Network
Illinois State 35, CSU 19	AT&T SportsNet
CSU 42, San Jose State 30	CBS Sports Net.
CSU 20, New Mexico 18	AT&T SportsNet
Boise State 56, CSU 28	ESPN2
Wyoming 34, CSU 21	CBS Sports Net.
Nevada 49, CSU 10	ESPNU
Utah State 29, CSU 24	AT&T SportsNet
Air Force 27, CSU 19	CBS Sports Net.

2019 (12)

CSU 31, Colorado 52	ESPN
CSU 38, Western Illinois 13	AT&T SportsNet
Arkansas 55, CSU 34	SEC Network
CSU 35, Toledo 41	ESPN2
Utah State 34, CSU 24	CBS Sports Net.
CSU 10, San Diego State 24	ESPN2
New Mexico 21, CSU 35	CBS Sports Net.
Fresno State 31, CSU 41	ESPNU
CSU 37, UNLV 17	AT&T SportsNet
CSU 21, Air Force 38	ESPN2
Wyoming 17, CSU 7	ESPN2
CSU 24, Boise State 31	CBS Sports Net.

2020 (4)

Fresno State 38, CSU 17	CBS Sports Net.
CSU 34, Wyoming 24	CBS Sports Net.
Boise State 51, CSU 21	FS1
San Diego St. 29, CSU 17	CBS Sports Net.

2021 (12)

CSU 23, South Dakota State 42	FS1
CSU 21, Vanderbilt 24	CBS Sports Net.
Toledo 6, CSU 22	ESPN U
Iowa 24, CSU 14	FS1
CSU 32, San Jose State 14	FS1
New Mexico 7, CSU 36	Stadium
Utah State 26, CSU 24	CBS Sports Net.
CSU 19, Boise State 28	CBS Sports Net.
Wyoming 31, CSU 17	CBS Sports Net.
CSU 21, Air Force 35	CBS Sports Net.
Hawai'i 50, CSU 45	Spectrum
CSU 10, Nevada 52	CBS Sports Net.

2022 (12)

Michigan 51, CSU 7	ABC
CSU 19, Middle Tennessee 34	Evoca/Local3
Washington State 38, CSU 7	Pac-12 Network
CSU 10, Sacramento State 41	Evoca/Local3
Nevada 14, CSU 17	FS1
CSU 13, Utah State 17	CBS Sports Net.
CSU 17, Hawaii 13	Spectrum
Boise State 49, CSU 10	FS1
San Jose State 28, CSU 16	NBC Sports Bay Area
CSU 13, Wyoming 14	CBS Sports Net.
Air Force 24, CSU 12	FS2
CSU 17, New Mexico 0	CBS Sports Net.

2023 (12)	
CSU 24, Washington State 50	CBS Sports Net.
Colorado 43, CSU 35	ESPN
Middle Tennessee 23, CSU 31	ESPN+
CSU 41, Utah Tech 20	MW Network
Utah State 44, CSU 24	MW Network
CSU 31, Boise State 30	FS1
UNLV 25, CSU 23	MW Network
CSU 13, Air Force 30	CBS Sports Net.
Wyoming 24, CSU 15	CBS Sports Net.
CSU 22, San Diego State 19	CBS Sports Net.
CSU 30, Nevada 20	MW Network
Hawaii 27, CSU 24	Spectrum Sports

THE PLACE

As one of the nation's leading research universities, Colorado State provides an excellent and accessible education, conducts research that transforms our world, and leads outreach programs that support economic vitality and improve the quality of life for people worldwide.

As Colorado's land-grant university, Colorado State was founded in 1870 to fulfill the vision of President Abraham Lincoln and others—to create access and opportunity for people in Colorado and around the world who can benefit from hands-on, engaged learning.

With more than 150 programs of study and 74 undergraduate degree programs in eight colleges—and a faculty-to-student ratio of 18:1—students have access to a wealth of educational possibilities. Colorado State leads the world in disciplines such as human and animal health, clean energy and the environment, global and sustainable business, engineering, and climate research. Along with outstanding programs in the liberal and performing arts, humanities and social sciences, Colorado State offers some of the top professional programs in the country in construction management, occupational therapy, psychology, communications and agriculture—and is home to the top-ranked public business school in the state.

Challenging academic programs and world-changing research are hallmarks of Colorado State, and it is our special commitment to service, outreach, and transforming our world through innovation that sets this university apart.

WHERE WE RANK

No. 1 Best Four-Year College in Colorado - For cost to attend, efforts to ensure student success, and program prominence from Schools.com

No. 1 Top National University in Colorado (*and top 25 percent in the nation*) - For contributions to the public good in three broad categories: social mobility, research, and providing opportunities for public service from Washington Monthly

Top 10% Best College Campus in America - For outstanding campus resources across classrooms, labs, performance venues, housing, food, and recreational facilities, based on key statistics and student reviews using data from the U.S. Department of Education, from Niche

No. 9 Coolest School - For impactful initiatives to reduce on-campus waste and energy consumption, promote alternative transportation, provide funding to student and faculty-led green proposals, and more, from Sierra Club

Top 5% Best Student Life in America - For a positive, fun, and friendly student culture and a vibrant campus community, based on student reviews and statistics from the U.S. Department of Education, from Niche

No. 3 Best College Town to Live in Forever - For a thriving economy and culture that make a city perfect for a long-term commitment, from College Ranker

COLORADO STATE UNIVERSITY

A leading land-grant institution

PRINCIPLES OF **COMMUNITY**

The Colorado State community is known for its welcoming atmosphere and supportive environment. The Principles of Community help us express what our community stands for and guide our expectations as we build the next generation of Rams.

Inclusion
We create and nurture inclusive environments and welcome, value and affirm all members of our community, including their various identities, skills, ideas, talents and contributions.

Integrity
We are accountable for our actions and will act ethically and honestly in all our interactions.

Respect
We honor the inherent dignity of all people within an environment where we are committed to freedom of expression, critical discourse, and the advancement of knowledge.

Service
We are responsible, individually and collectively, to give of our time, talents, and resources to promote the well-being of each other and the development of our local, regional, and global communities.

Social Justice
We have the right to be treated and the responsibility to treat others with fairness and equity, the duty to challenge prejudice, and to uphold the laws, policies and procedures that promote justice in all respects.

FORT COLLINS

The Choice City

One of Colorado's most vibrant cities, Fort Collins is the best place in the country to live, work and play. Located on the northern Front Range of the majestic Rocky Mountains, the city is within an hour's drive of Denver, the nation's 19th-largest metro area.

Fort Collins' 170,000-plus residents bask in 300 days of sunshine per year — more than San Diego and Florida — and includes the historic Old Town district with its restaurants, shops, and entertainment, all within walking distance of campus. The city also boasts a lively arts and cultural scene and is a haven for outdoor enthusiasts with more than 300 miles of bike paths and trails, and easy access to the scenic Poudre River and majestic Rocky Mountain National Park.

Since its founding as a military fort in 1864, Fort Collins has anchored northern Colorado's rich heritage of academic, business and recreational pursuits. Hiking, mountain biking, kayaking, river rafting and rock climbing are just a few popular outdoor pursuits for students and residents.

The city maintains more than 600 acres of parks, 30,000 acres of natural areas, 30-plus miles of off-street trails for hiking and biking, and four golf courses. The Lincoln Center and the University Center for the Arts, anchored in Fort Collins, are northern Colorado's cultural arts centers.

THINGS TO DO

A day in Fort Collins can be filled with things to do and see. Where else can you spend the morning admiring a zoo-full of fanciful metal sculptures, the afternoon touring a brewery, and the evening listening to live music in an open-air amphitheater?

With a thriving arts scene, burgeoning craft culture, an amazing mix of outdoor recreation opportunities and more, Fort Collins has something for everyone.

Craft Beer

The city of Fort Collins and the craft beer industry have a very unique relationship. Fort Collins produces 70 percent of the craft beer produced in the state of Colorado. Currently, the city is home to the most microbreweries in the state, over 20 craft breweries as a matter of fact, and each one has its own distinctive style. This includes New Belgium Brewing which is one of the world's largest operations as well as a leader in eco-friendly and sustainable business practices.

Outdoor Activities

Fort Collins rates very favorably on lists of towns that offer exceptional outdoor adventures. Whether you're in Fort Collins for just a few days or weeks at a time, it's nearly impossible to explore all of the trails, lakes, and streams in the surrounding foothills and mountains. Biking, fishing, hiking, golfing, riding horses, canoeing and camping, you name it, Fort Collins has you covered when it comes to outdoor recreation.

Fort Collins has big-city offerings with the amenities of a Colorado mountain town. All of the aforementioned activities including exploring open space are all encouraged on your visit to Fort Collins, which plays host to National Forests, the Cache la Poudre River and Horsetooth Reservoir. Outdoor attractions in and around the city will keep you busy for days!

WHERE WE **RANK**

- **No. 1, Best Place to Live**
  Livability.com - Oct. 2020
- **No. 4, Best U.S. Cities to Raise a Family**
  MarketWatch, April 2019
- **Best American Cities for Creatives**
  Thrillist - March 2019
- **Best U.S. Places To Travel in 2019**
  Forbes - Dec. 2018
- **No. 3, U.S. Cities with Highest Economic Confidence**
  Yahoo - Nov. 2018
- **No. 1 City in America for Cycling**
  PeopleForBikes - May 2018
- **14th Best Place to Live**
  Livability.com – March 2018
- **No. 9, Best Performing Cities**
  Milken Institute - Jan. 2019
- **Best U.S. Places To Travel in 2019**
  Forbes - Dec. 2018
- **3rd Best College Town to Live in Forever**
  College Ranker – July 2017
- **25 Best Towns Ever: Where to Live Now**
  Outside Magazine – June 2017
- **11th Happiest City in America**
  Yahoo! Finance – March 2017
- **No. 9 Top 150 Cities for Millennials Report**
  Millennial Personal Finance – Feb. 2017
- **No. 8 Best-Performing City**
  Milken Institute – Dec. 2016

DENVER, COLORADO

The Mile High City

The Denver Metro Area, with a population of more than 3 million, is less than an hour drive from Fort Collins. Denver is also home to over 61,000 Colorado State University alumni.

Three of its teams have competed for their respective world championships in the past 17 years, and Colorado fans are among the most passionate in the nation.

Denver has all the features of any big city, including great shopping and nightlife on the 16th Street Mall, a one-of-a-kind concert venue in Red Rocks Amphitheater (right), an adrenaline-inducing amusement park in Elitch Gardens (below, right), and the world's 19th-busiest airport, Denver International.

Nicknamed the Mile High City because it is one mile above sea level, downtown Denver is home to the Colorado state capitol building, the 13th step of which is exactly one mile in elevation.

BUSINESS

Thomas Bradbury, past director, National Western Stock Show
Jeff Christmann, operations manager, GE Johnson Construction
Donald DeGryse, vice president, Lockheed Martin
Lindsay Gill, product development manager, Spyder Active Sports
Edward Henney, past senior vice president, Safeway Stores
Kenneth Monfort, past board of directors member, ConAgra
James Smith, president & CEO, Smith Investments Inc.

ENTERTAINMENT/COMMUNICATIONS

John Amos, actor, The West Wing and Coming to America
Baxter Black, American cowboy poet & humorist
Yosef Komunyakaa, Pulitzer Prize winner, Neon Vernacular
Leslie Jones, actress and comedian, SNL cast member since 2014
Gregory Osberg, executive vice president, Newsweek Magazine
Vicki Porter, two-time Pulitzer Prize winner, community reporting
Hugh Ragin, jazz trumpet player
Jim Sheeler, Pulitzer Prize winner, Rocky Mountain News
Isaac Slade, musician, lead singer of The Fray
Robert A. Taylor, D.V.M., TV personality, Emergency Vets

GOVERNMENT/MILITARY

Wayne Allard, D.V.M., United States Congressman
John Ensign, D.V.M., United States Senator
Cory Gardner, U.S. Senator
Peter Lemon, recipient of Congressional Medal of Honor
Ed Rhoades, former commander, U.S.S. Halyburton
Bill Ritter, former Colorado Governor
Roy Romer, former Colorado Governor
Terry Slatic, Iraq veteran, U.S. Marine Corps

SCIENCE

Kent Rominger, deputy director, Flight Crew Operations, NASA
James van Hoften, former NASA astronaut, Lt. Col. USAF

SPORTS

Shaquil Barrett, two-time Super Bowl Champion, Denver Broncos and Tampa Bay Buccaneers
Al "Bubba" Baker, NFL Defensive Rookie of the Year, three-time Pro Bowler
Less Browne, Canadian Football League Hall of Famer
Janay DeLoach, 2012 Olympian, bronze medalist in long jump
Clark Haggans, Super Bowl champion
Becky Hammon, First female coach in NBA; Las Vegas Aces Head Coach, former WNBA player, Olympian
John Howell, Super Bowl Champion, Tampa Bay Buccaneers
Colton Iverson, Professional basketball player
Raymond Jackson, player development, Denver Broncos
Greg Jamison, former president & CEO, San Jose Sharks
Floyd Kerr, director of athletics, Morgan State University
Mark Knudson, former Major League Baseball pitcher
Martin Laird, PGA Tour
Casey Malone, 2004 Olympian, sixth place in discus
Felix "Tippy" Martinez, former Kansas City Royals player
Trey McBride, NFL player, Arizona Cardinals
Thurman "Fum" McGraw, Pro Football Hall of Famer
Keli McGregor, former president, Colorado Rockies
Mike Montgomery, former college & NBA head coach (Golden State Warriors; Cal, Stanford, Montana)
Glenn Morris, gold medalist in the 1936 Olympics in Berlin
Greg Myers, College Football Hall of Fame inductee, 2012
Clint Oldenburg, NFL player, video game developer
Milt Palacio, former NBA and international player
David Roddy, NBA player, Atlanta Hawks
Jason Smith, NBA player, Washington Wizards
Erik Phillips, former athletic trainer, Phoenix Suns
Joey Porter, Assistant coach, Pittsburgh Steelers; Retired NFL player, former All-Pro and Super Bowl champ
Amy Van Dyken, six-time Olympic gold medalist

Rams also go pro in things other than sports, and Colorado State University has a long and proud tradition of building the world's next great leaders, thinkers and innovators.

From business to entertainment to science, Rams can be found in all walks of life, contributing to great societal advances.

John Amos, Actor

Wayne Allard, U.S. Congressman

Becky Hammon, First Female Coach in NBA History

Bill Ritter, Governor



AMY PARSONS

UNIVERSITY PRESIDENT

2ND YEAR AT COLORADO STATE AS PRESIDENT

Amy Parsons is the 16th President of Colorado State University.

Prior to being named the President of Colorado State University, Amy Parsons served in various senior executive leadership roles at CSU and the CSU System and combines her higher education experience with a private sector background.

Prior to her most recent role as CEO of Mozzafiato, LLC, Parsons was executive vice chancellor of the CSU System from 2015-2020; vice president for university operations at CSU from 2009-2015; deputy general counsel and associate legal counsel at CSU Fort Collins from 2004-2009.

As vice president of operations at CSU, she helped navigate through the fiscal challenges of the Great Recession, supported the first comprehensive salary equity survey to uncover and remedy gender-based inequities, and oversaw an historic physical transformation that included construction and renovation of state-of-the-art classroom buildings, parking structures, research facilities, and an on-campus stadium.

She worked as a litigation attorney for Denver-firm Brownstein, Hyatt, & Farber (now Brownstein, Hyatt, Farber, Schreck) from 1999-2004.

Parsons holds a bachelor's degree in political science from CSU and a Juris Doctorate from the University of Colorado.

JOHN WEBER

DIRECTOR OF ATHLETICS

1ST YEAR AT COLORADO STATE | COLORADO STATE '91

John Weber, a 1991 graduate of Colorado State University, was named the department's Interim Director of Athletics on February 19, 2024 before dropping the interim tag on May 30, 2024.

Weber's ties to CSU are significant. A former student-athlete at Colorado State himself, Weber's post-graduate accomplishments and work on behalf of the university have included serving as the chairperson for the College of Business' Global Leadership Council (GLC), acting as an advisor to the department's RAM Life program for student-athlete development, and serving as the Executive Director of the Green and Gold Guard collective.

An accomplished businessman, Weber's engineering background led him through a successful career in the private sector culminating in his role as the President and Chief Executive Officer of Long Range Systems. Weber retired from the role in 2020 and has served the university dutifully since.

Colorado State University President Amy Parsons on John Weber:
"John is passionate about our university, our state and, most importantly, our people. He will do an outstanding job leading our department and providing continuity as we look to next steps for department leadership."

ATHLETICS **ADVISORY COUNCIL**

Sandy Barbour

Tom Hilbert

Ray Jackson

AJ Keaton

Todd Marksberry

Rocci Trumper

Beth Walker

Lise Youngblade

The Athletics Advisory Council will assist Director of Athletes, John Weber and the Colorado State administration navigate the next generation of college athletics by providing input and guidance from a wide range of backgrounds.

About the Council Members

Sandy Barbour, Retired Director of Athletics at Penn State, Cal and Tulane
Sandy Barbour spent 40 years serving in college athletics before retiring in 2022 as the Director of Athletics for Penn State. The former student-athlete was the AD at Tulane, Cal and Penn State over her career. In 2020, Barbour was among the honorees on Sports Illustrated's "The Unrelenting" list of powerful, influential and outstanding women in sports. She was a finalist for the Sports Business Journal's Athletic Director of the Year honor. She served on the NCAA Football Oversight Committee, including being chair for two years. Barbour was also selected as one of the inaugural members of the United States Olympic and Paralympic Committee's Collegiate Sports Sustainability Think Tank.

Tom Hilbert, Retired Colorado State Volleyball Coach
Tom Hilbert built one of the best volleyball programs in the nation at Colorado State during his 26-year tenure. Hilbert won 637 matches, guided CSU to 23 NCAA Tournament appearances -- including six Sweet 16s -- and won 20 Mountain West titles. Hilbert also oversaw the development of 10 All-Americans while in Fort Collins. Now retired, he is a consultant for Collegiate Sports Solutions.

Ray Jackson, Vice President of Player Development, Denver Broncos
A Colorado State Hall of Fame inductee in 2011 after his illustrious career in Fort Collins, Jackson is currently the Vice President of Player Development for the Denver Broncos. Jackson played six seasons in the NFL before starting a career in the front office. His post-playing career began with a 10-year stint at the Pittsburgh Steelers as their director of player development. Jackson has been with the Broncos since March 2015. His role with the franchise is to spearhead and organize support programs to maximize players' potential and ability to achieve their goals on and off the field.

Dr. AJ Keaton, Assistant Professor, UMass
AJ Keaton, formerly known as AJ Newton, played basketball at Colorado State from 2013-15. Now she is an Assistant Professor at UMass in Amherst, Massachusetts. Keaton studies how race and gender equity shapes organization structures, norms and experiences mainly related to sports corporations. Keaton, who has been published often, earned her master's degree from Texas and a Ph. D in Philosophy from Connecticut.

Todd Marksberry, Former President and CEO of Canvas Credit Union
Todd Marksberry spent nine years as the CEO of Canvas Credit Union serving more than 300,000 members, 740 Canvas family members and Colorado communities. As the CEO, he led the credit union through a rebrand which made it one of the most recognizable brands in Colorado and credit unions nationally.

Dr. Rocci Trumper, Orthopedic & Spine Center of the Rockies
Dr. Rocci Trumper has worked at the Orthopedic Spine Center of the Rockies for almost 30 years as a specialist in knee sports medicine. He has focused exclusively on the evaluation and treatment of knee issues since 2002. He has performed more than 5,000 anterior cruciate ligament reconstructions in his career and has remained active in research and clinical outcomes through the Progressive Research in Sports Medicine (PRISM) Foundation. Dr. Trumper serves as a team physician for Colorado State Athletics, the Colorado Eagles hockey team and local high school teams.

Beth Walker, Dean of the College of Business, Colorado State University
Beth Walker has been at Colorado State since 2015 and is the Dean for the College of Business. Before joining CSU, Beth served as the Associate Dean, MBA Programs at the W. P. Carey School of Business, Arizona State University, where she was also the AT&T Professor of Services Marketing and Management. Beth is an award-winning researcher and teacher whose research has been widely published in leading marketing journals. She is a recipient of the prestigious Harold Maynard Award, recognizing the most significant contribution to marketing theory and practice by the Journal of Marketing. She also received the Richard Beckhard Prize for her contribution to the MIT Sloan Management Review. She is currently a member of the Board of Directors, Better Business Bureau (Northern Colorado), and served on the American Marketing Association, Board of Directors, as well as the President of American Marketing Association, Academic Division. She has consulted on strategy issues for State Farm Insurance, IBM Global Services, Yellow Roadway Corporation, Lucent Technologies, Honeywell, and AT&T.

Dr. Lise Youngblade, Dean of the College of Health and Human Sciences, Colorado State
Lise Youngblade has been at Colorado State since 2006 when she took over as the head of the Department of Human Development and Family Studies. In August of 2019 she was named the Dean of the College of Health and Human Sciences. She is an applied developmental scientist whose areas of specialization include child and adolescent socio-emotional development; access to healthcare for vulnerable youth; program evaluation; and analysis of developmental processes in educational and community contexts. Lise has served as both Associate Dean for Research, and Associate Dean for Strategic Initiatives, where she was responsible for leading specific initiatives that benefit the college.

COLORADO STATE
SONNY LUBICK FIELD
COLORADO STATE

2024 SCHEDULE

AUG. 31	SEPT. 7 AG DAY	SEPT. 14 GREEN OUT	SEPT. 21 STATE PRIDE	OCT. 5	OCT. 12
OCT. 19	OCT. 26 HOMECOMING	NOV. 2	NOV. 15	NOV. 23	NOV. 29 SENIOR DAY