

# WYOMING

## COWBOYS

### FOOTBALL GAME NOTES

Nick Seeman, Assistant AD for Media and Public Relations - Cell Phone: 612-741-0550 - Email: nseeman@uwyo.edu

#### 2024 COWBOY FOOTBALL SCHEDULE

	<b>Aug. 31</b>	at Arizona State Tempe, Ariz.	L, 7-48 FS1
	<b>Sept. 7</b>	vs. Idaho Laramie, Wyo.	L, 13-17 truTV
	<b>Sept. 14</b>	vs. BYU Laramie, Wyo.	L, 14-34 CBSSN
	<b>Sept. 21</b>	at North Texas Denton, Texas	L, 17-44 ESPN+
	<b>Sept. 28</b>	vs. Air Force * Homecoming Laramie, Wyo.	W, 31-19 CBSSN
	<b>Oct. 12</b>	vs. San Diego State * Laramie, Wyo.	L, 24-27 CBSSN
	<b>Oct. 19</b>	at San Jose State* San Jose, Calif.	L, 14-24 MWN
	<b>Oct. 26</b>	vs. Utah State * Laramie, Wyo.	L, 25-27 CBSSN
	<b>Nov. 2</b>	at New Mexico * Albuquerque, N.M.	W, 49-45 truTV
	<b>Nov. 15</b>	at Colorado State * Fort Collins, Colo.	6:00 p.m. CBSSN
	<b>Nov. 23</b>	vs. Boise State * Laramie, Wyo.	5:00 p.m. CBSSN
	<b>Nov. 30</b>	at Washington State Pullman, Wash.	4:30 p.m. The CW
	<b>Dec. 6</b>	Old Trapper MW Championship	6:00 p.m. Fox

#### WYOMING COWBOYS VS. COLORADO STATE RAMS



**Record:** 2-7 Overall, 2-3 MW  
**Head Coach:** Jay Sawvel  
**Alma Mater:** Mount Union '93  
1st Season  
**at UW:** 2-7  
**vs. CSU:** 0-0  
**Overall Record:** 2-7, 1st Season

**Record:** 6-3 Overall, 4-0 MW  
**Head Coach:** Jay Norvell  
**Alma Mater:** Iowa, '85  
8th Season  
**at CSU:** 14-19, 3rd Season  
**vs. UW:** 0-3  
**Overall Record:** 47-45, 8th season

#### Game Information

**Date/Time:** Nov. 15/6 p.m. MT  
**Site:** Fort Collins, Colo.  
**Stadium:** Canvas Stadium  
**Surface:** FieldTurf

#### Television Information

**Televised By:** CBS Sports Network  
**Play-by-Play Announcer:** Chris Lewis  
**Color Analyst:** Donte Whitner

#### Radio Broadcast Information

**The Cowboy Sports Network (CSN):**  
•Every Cowboy Football game is broadcast live on the 26 Affiliates of the Cowboy Sports Network  
•Flagship Station, KFBC 1240 AM, Cheyenne, Wyo.

#### Announcers:

•Keith Kelley, Play-by-Play (3rd year)  
•Kevin McKinney, Color Analyst (27th year)  
•Erick Pauley, Sideline Reporter

#### Pregame Show:

•Begins 90 minutes prior to kickoff.

#### Postgame Show:

•30 minutes immediately after the game

#### 2024 MEDIA INFORMATION

##### Mondays

Wyoming Football Weekly  
Press Conference

•High Altitude Performance Center Team Room  
•Noon-12:20 p.m., Jay Sawvel Press Conference  
•12:20-1:30 p.m., Requested Players and Assistant Coaches

##### Wednesdays

**Jay Sawvel Radio Coach's Show**

•Altitude Chophouse and Brewery, 7 p.m.  
•Beginning Wednesday, Aug. 30, 2023

#### QUICK COMPARISON - COWBOYS VS. RAMS



#### Wyoming

21.6  
143.0  
193.8  
336.8  
427.1  
31.7

#### Stats

Points Per Game  
Rushing Yards Per Game  
Passing Yards Per Game  
Total Offense Per Game  
Total Defense Per Game  
Point Allowed Per Game

#### CSU


23.6  
180.9  
183.2  
364.1  
408.2  
24.1



#### QUICK NOTES ON THIS WEEK'S GAME AGAINST COLORADO STATE


##### New Scoring Leader

Kicker John Hoyland became the all-time leader in scoring at Wyoming after seven extra points at New Mexico. He is also the field goal leader at UW. Learn more on page 2.



##### Kaden Earns Honors

Redshirt freshman Kaden Anderson was named the Mountain West Freshman of the Week after passing for a career best 342 at New Mexico. Learn more on page 2.



\* - MW Conference Game -  
HC - Homecoming Game  
All Times are Mountain Time  
Goldout of War Memorial Stadium vs. Idaho  
Stripe Out of War Memorial Stadium vs. BYU  
Military Appreciation vs. Utah State



#### Did You Know?

The Cowboys will head to Fort Collins to take on the Rams. The Bronze Boot traveling trophy was introduced to the series in 1968.

## COACHING STAFF

**Head Coach:** Jay Sawvel (Mount Union '93)

**Overall Record:** 2-7 First Season

**Record at Wyoming:** Same

**Offensive Coaching Staff**

**Offensive Coordinator/Quarterbacks**

Jay Johnson (Northern Iowa '92)

**Associate Head Coach/**

**Offensive Passing-Game Coordinator/WRs**

Mike Grant (Nebraska '93)

**Executive Director of Recruiting/RBs**

Gordie Haug (Bemidji State '09)

**Co-Special Teams Coordinator/Tight Ends/**

**Fullbacks**

Shannon Moore (Black Hills State '00)

**Offensive Line**

Joe Tripodi (Northwestern '06)

**Defensive Coaching Staff**

**Defensive Coordinator/Linebackers**

Aaron Bohl (MSU Moorhead '16)

**Co-Special Teams Coordinator/Cornerbacks**

Benny Boyd (Aurora '00)

**Defensive Ends**

Brian Hendricks (Wyoming '11)

**Defensive Tackles**

Jeff Phelps (Ball State '98)

**Safeties**

Jason Petrino (Carroll College '99)

**Administrative Staff**

**Associate A.D. for Football Operations**

Nick Fulton (Sioux Falls '04)

**Director of Player Personnel**

Kirby O'Meara (Central Arkansas '13)

**Director of On-Campus Recruiting**

Samantha Patten (Florida '20)

**IN COACHES BOX ON GAMEDAY**

Jay Johnson - Offensive Coordinator

Aaron Bohl - Defensive Coordinator

Jeff Phelps - Defensive Tackles

## MEDIA RELATIONS STAFF

**Nick Seeman, Assistant Athletics Director**

Cell: (612) 741-0550

E-Mail: nseeman@uwyo.edu

**Diane Dodson, Office Manager**

**Ryan Thorburn, Director, Communications & Creative Strategy**

**John Durgee, Director of Digital Strategy**

**Kevin DeVries, Asst. Media Relations Director**

**Director**

**Bud Denega, Asst. Media Relations Director**

**Sariah Orocu, Asst. Media Relations Director**

**Colton Merritt, Media Relations Intern**

Media Relations Phone: (307) 766-2256

Media Relations FAX: (307) 766-2346

## Media Guide



**Wyoming and Colorado State Meet in the 116th Edition of "The Border War" -- the Oldest Rivalry for Both the Cowboys and Rams Has Been Played in Three Different Centuries -- Battle for the Bronze Boot in 57th Year:** The Wyoming Cowboys and Colorado State Rams will be playing for the 116th time this week in "The Border War". The series is the oldest rivalry for both schools. Here are some notes on "The Border War" rivalry.

- "The Border War" series has been played in three different centuries, dating back to Nov. 30, 1899, when CSU won the first meeting 12-0 in Fort Collins, Colo.

- This year is the 125th anniversary of that first meeting.

- Since 1968, the two schools have battled for the "Bronze Boot" traveling trophy. This year will be the 57th meeting in the "Bronze Boot" portion of the series. Wyoming leads the Bronze Boot portion of the series 31-25.

- The Bronze Boot trophy was created from an actual boot worn in Vietnam by Dan Romero, a CSU ROTC instructor.

- Since the end of World War II, Wyoming and CSU have played every season for 79 consecutive seasons from 1946 to this season.

- Over the past 78 consecutive meetings, dating back to the 1946 season, Wyoming leads 46-32-0.

- Colorado State leads the overall series 59-51-5.

**Anderson Named MW Freshman of the Week:** Wyoming redshirt freshman quarterback Kaden Anderson was named the Mountain West Freshman of the Week on Monday morning. It marks the first time this season a Cowboy has earned a weekly Player of the Week honor from the conference. Anderson, a native of Southlake, Texas made his first career start leading the Cowboys to a 49-45 win at New Mexico. He threw for a career-high 342 yards in the contest. It was the most passing yards by a Cowboy since Cam Coffman had 366 yards against New Mexico in 2015.

**Suiaunoa Named Semifinalist for Butkus Award:** Semifinalists for the 40th annual Butkus Award® honoring the nation's best linebackers were revealed Monday by the Butkus Foundation. Wyoming linebacker Shae Suiaunoa was named a semifinalist for the award and is the only player from the Mountain West Conference on the list. Suiaunoa is the first Cowboy since Chad Muma in 2021 to be named a semifinalist for the award. Muma was one of six finalists during that season. He ranks ninth in the Mountain West and No. 65 in the nation with 7.8 tackles per game. He leads the Cowboys in total tackles with 70 to rank seventh in the conference. He is also tied for the Wyoming lead in tackles for loss on the season with 8.5.

**Hoyland Named Nominee for Burlsworth Trophy:** The 2024 list of nominees for the Burlsworth Trophy have been announced and Wyoming place-kicker John Hoyland is among this year's nominees marking his third-straight season on the list. Hoyland, a native of Broomfield, Colo., recently became Wyoming's all-time leader in career scoring with 346 points passing Cooper Rothe (342 points) with seven extra points at New Mexico. He also earlier this season set the Wyoming record for career field goals, as he now has 67 career field goals. He has hit four field goals five times in his career. Hoyland is 9-of-12 on field goals this season for 75 percent with a long of 48 yards. He is 6-for-6 this season inside the 40-yard line. He is also perfect this season in extra points.

## ALL-TIME RECORD

The 2024 season will mark the 128th season of Wyoming Football.  
**Wyoming All-Time Football Record**  
 569-605-28 (.485) -- 1,201 Total Games  
**Wyoming All-Time Home Football Record**  
 339-210-18 (.614) -- 567 Home Games  
**Wyoming All-Time Road Football Record**  
 219-384-10 (.365) -- 613 Road Games  
**Wyoming Neutral-Site Football Record**  
 11-12-0 (.478) -- 23 Neutral-Site Games

## WAR MEMORIAL STADIUM

The 2024 college football season will be the 75th season of War Memorial Stadium.  
 The Cowboys won their 250th game in War Memorial Stadium on Nov. 6, 2021, with a 31-17 win over Colorado State.  
 Wyoming has won **65.9 percent** of its games in War Memorial Stadium.

“The War” first opened on Sept. 16, 1950, with UW recording a 61-13 win over Montana State. War Memorial’s original capacity was 20,000 in 1950. It was expanded to 25,500 in 1970, and the seating was increased to a capacity of 33,500 in 1977.

Following reconstruction of the upper deck on the West side of War Memorial Stadium in the summer of 2004, the new capacity of War Memorial Stadium was 30,514. With the construction of the Wildcatter Stadium Club & Suites in 2009-10, the current capacity is 29,181.

Wyoming completed a perfect 7-0 home in 2023. It was the first time in War Memorial Stadium history that the Cowboys won seven home games in a single season. It is the 15th undefeated regular-season home record in War Memorial history and the third in the Bohl era. The 2019 and 2016 Cowboy teams posted perfect 6-0 home records in the regular season.

Wyoming fans set a new War Memorial Stadium single-season attendance record this season. With a crowd of 18,233, the 2023 season attendance total finished at 162,144, breaking the previous record of 149, 625 set in a seven-game home season in 1990.

### War Memorial Stadium by Decade

Decade	Record in “The War”
1950s	30- 9-4 (.744)
1960s	37- 4-1 (.893)
1970s	26- 25-1 (.510)
1980s	44- 16-0 (.733)
1990s	45- 15-1 (.746)
2000s	28- 30-0 (.483)
2010s	36- 26-0 (.581)
2020s	16- 10-0 (.615)
Total	262-135-7 (.657)

404 Total Games

**Anderson Named Manning Award Star of the Week:** Fans selected Wyoming quarterback Kaden Anderson as the Manning Award Quarterback of the Week. He earned the honor over seven other Manning Award Stars of the Week in the Allstate Sugar Bowl’s online fan voting contest. Anderson, a native of Southlake, Texas made his first career start leading the Cowboys to a 49-45 win at New Mexico. He threw for a career-high 342 yards in the contest. It was the most passing yards by a Cowboy since Cam Coffman had 366 yards against New Mexico in 2015. It is also the most by a true freshman or redshirt freshman in the MW era of Cowboy Football. Brett Smith threw for 341 yards in 2011 against San Diego State.

**Sargent Racks Up Yards:** Wide receiver Jaylen Sargent recorded a career-high six receptions along with a career-high 186 yards at New Mexico. He also added a score. It was the most receiving yards by a Cowboy since Robert Herron had 187 yards against San Diego State to close the 2012 season.

**Waylee Makes His Return:** Cowboy running back Harrison Waylee made a splash in his first game back in the Brown and Gold. He finished the game rushing for 170 yards with one touchdown. He also went over 3,000 career yards, as he now has 3,046 yards

**Ferrell Gets it Done on the Ground:** Running back Jamari Ferrell also had a career day. He rushed the ball a career-best 20 times for 89 yards including a score. He had a long of 23 yards in the contest.

**The Turnover Titan Strike Again:** Nickel Wrook Brown is called the turnover titan by his teammates. He leads the team with three interceptions this season and six for his career. He recorded interception for a score in the fourth quarter at New Mexico for the first touchdown of his career in the Brown and Gold.

**Big Day for the Offense:** The Wyoming offense had a big day in the win over New Mexico. Wyoming recorded 334 yard in the first half marking back-to-back half’s with 300 or more yards. Wyoming had 314 yards in the second half against Utah State. The Cowboys recorded 35 points in the first half for the most in an opening frame since scoring 35 against Hawaii last season. Wyoming recorded 604 yards of total offense for the most since recording 604 yards on Nov. 20, 2021 at Utah State.

**Mr. Durr Makes Great Catch:** Freshman Chris Durr Jr. made an impressive one handed catch at New Mexico that was one of three catches on the day. The one-handed grab was second ESPN’s Top-10 Plays.

**A Ton of First Downs:** The Wyoming Cowboys were moving the chains at New Mexico. Wyoming recorded 30 first downs in the game for the most in a game since having 34 against Hawaii on Nov. 23, 2013.

**Through the Air:** Quarterback Kaden Anderson recorded 342 passing yards for the most by a Cowboy since Cam Coffman had 366 against New Mexico in 2015. The Wyoming redshirt freshman has now throw for the most yards by a freshman or redshirt freshman in the Mountain West era of Cowboy basketball.

## MW Preseason Poll

### 2024 Mountain West Predicted Order of Finish

Rank	Team (first-place votes)	Points
1.	Boise State (38)	543
2.	UNLV (4)	471
3.	Fresno State (4)	460
4.	Air Force	384
5.	Colorado State	337
6.	<b>Wyoming</b>	<b>296</b>
7.	Utah State	285
8.	San Diego State	251
9.	Hawai'i	214
10.	San José State	185
11.	New Mexico	85
12.	Nevada	77

## Preseason All-MW Team

### Offense

QB	Mikey Keene	Fresno State
WR	Tory Horton*	Colorado State
WR	Ricky White III*	UNLV
WR	Jalen Royals*	Utah State
RB	Ashton Jeanty*	Boise State
RB	Malik Sherrod	Fresno State
OL	Kage Casey**	Boise State
OL	Jacob Gardner**	Colorado State
OL	Mose Vavao**	Fresno State
OL	Tiger Shanks*	UNLV
<b>OL</b>	<b>Jack Walsh</b>	<b>Wyoming</b>
<b>TE</b>	<b>John M. Gyllenborg</b>	<b>Wyoming</b>

### Defense

DL	Ahmed Hassanein*	Boise State
DL	Devo Bridges**	Fresno State
DL	Soane Toia**	San José State
<b>DL</b>	<b>Jordan Bertagnole**</b>	<b>Wyoming</b>
LB	Andrew Simpson**	Boise State
LB	Chase Wilson**	Colorado State
LB	Jordan Pollard	San José State
LB	Jackson Woodard*	UNLV
DB	A'Marion McCoy	Boise State
DB	Jack Howell*	Colorado State
DB	Cameron Oliver**	UNLV
DB	Ike Larsen*	Utah State

### Specialists

P	James Reynolds*	Boise State
PK	Jonah Dalmas**	Boise State
PR	Jacob De Jesus*	UNLV
KR	Jacob De Jesus*	UNLV

**Offensive Player of the Year:** Ashton Jeanty, Jr., RB, Boise State

**Co-Defensive Player of the Year:** Ahmed Hassanein, Sr., DL, Boise State

**Co-Defensive Player of the Year:** Jackson Woodard, Sr., LB, UNLV

**Special Teams Player of the Year:** --

**Stevenson with Another Score:** Wide receiver Justin Stevenson hauled in a three passes for 45 yards including what proved to be the game winner from 27 yards in the closing minutes. It was his second touchdown reception of the season.

**Racking Up the Points:** The Cowboys scored 49 points in the win over New Mexico. It was the most points in a game since scoring 52 against Kent State in the 2021 Famous Idaho Potato Bowl.

**Parks Steps in on Kick Return:** Keany Parks stepped in for Tyler King one of the nation's top kick returners and made an instant impact adding a 54-yard return setting up a score for the Cowboys. The Pokes rank No. 16 in the nation in kick return yards at 25.2 per game.

**White Gets His 200th Tackle:** Safety Isaac White had eight tackles for the Cowboys at New Mexico to lead the team and now has 205 career tackles after coming into the game with 197.

**Scott Over The Century Mark:** Wyoming running back Sam Scott went over the century mark for the first time in his career against Utah State. Scott rushed for 115 yards in the contest on 11 carries averaging 10.5 yards per carry. He had rushes of 43-yards and 39-yards in the contest for the two longest rushes of his career. It was the first 100-yard game since Harrison Waylee did so last season against Colorado State.

**Durr All Over The Place:** Freshman wide receiver Chris Durr Jr. was all over the field for the Cowboys against Utah State. He hauled in a career-high nine passes for a career-best 83 yards. It was the most catches for a Cowboy since Austin Conway had 11 against Wofford in 2018. It was also the most catches in a MW game for a Cowboy since Tanner Gentry recorded nine against New Mexico in 2009.

**The KING of Versatility:** Wide receiver Tyler King did it all for the Pokes against Utah State. He recorded five rushes for a career-best 77 yards. He also had a 4-yard touchdown score for the Pokes in the game. King also grabbed a career-high four passes for 52 yards. He finished the night with 129 yards of total offense. He also added 21 yards on kick returns as the second ranked kick returner in the nation had 150 all-purpose yards.

**Third-Down Defense:** The Cowboy third-down defense is one of the best in the nation this season. The Pokes rank fifth in the nation and lead the Mountain West holding opponents to 27.7 percent this season. UW held Utah State to 3-of-13 on third down on Saturday.

**Anderson Has Career Day:** Wyoming quarterback Kaden Anderson had a career day for the Cowboys against Utah State. He threw for a career-high 182 yards in the contest. He was 15-of-24 passing in the game completing 63 percent of his passes. He also rushed for a career high 25 yards.

**Offense Puts Up Yards:** The Cowboy offense has recorded season-high over the last four games. That was matched with a season-high 470 yards of total offense against Utah State. That included over 300 yards in the second half. It was the most in a half since having 361 in the first half against Hawaii last season.

**Preseason Watch Lists**

**Doak Walker Award (Top Running Back)**

Harrison Waylee

**Lou Groza Award (Top Placekicker)**

John Hoyland

**Outland Trophy (Best Interior Lineman)**

Jordan Bertagnole

**All-State Wuerffel Trophy (Community Service)**

Will Pelissier

**Butkus Award (Top Linebacker)**

Shae Suaiaunoa

**Bednarik Award (Top Defensive Player)**

Jordan Bertagnole

**John Mackey Award (Top Tight End)**

John Michael Gyllenborg

**Comeback Player of the Year**

Dawaiian McNeely

**Polynesian College Player of the Year**

Shae Suaiaunoa

**Polynesian College Player of the Year**

Nofoafia Tulafono

**Hoyland is Heating Up:** Wyoming field goal kicker John Hoyland was a perfect 4-of-4 in field goals against Utah State tying a career-high that he has done twice in his career. He is 9-of-12 this season for 75 percent. He also became the leading socrer at UW with sevem PAT's at UNM.

**Hoyland Adds to School Record:** Kicker John Hoyland knocked in a 23-yard kick against Air Force for the 62nd of his career as he continues to build on his school record. He added four field goals tying a career-high against Utah State and added to his school record with 67 in his career.

Rk.	Player, Position	Years	TDs	Points	Goals	Points
1.	John Hoyland, pk	2020-Pres.	0	145	67	346
2.	Cooper Rothe, pk	2016-19	0	165	59	342

**Parks Making Plays:** Cornerback Keany Parks recorded two pass breakups in key moments in the second quarter. Once on a fourth down and once on a third-down that held Utah State to a field goal. He is second on the team with six this season after one at UNM.

**Westland Has Big Day:** Defensive end Tyce Westland had a big day against Utah State. He recorded a career-high eight tackles in the contest. He also had six tackles in the first half. He was a key member of the defensive line with starter Sabastian Harsh out of the game with an injury.

**Shay Making Plays:** Linebacker Connor Shay tied a career high with eight tackles against Utah State. He also added a tackle for loss. He had eight tackles against Arizona State and North Texas. He is second on the team with 50 tackles on the season.

**Big Plays for Nanke:** Tight end Clay Nanke caught his second career pass against Utah State. The 32 yard reception down the sideline was a career long. He has three catches on the season for 57 yards. He played for the Rams before coming to Wyoming. He added a catch at UNM

**On The Ground:** The Pokes rushed for a then season-high 276 yards against Utah State and added 283 against New Mexico. Scott led the way with 115 yards. King added 77 on the day with Anderson adding 24 with 25 from Svoboda and 23 from Ferrell.

**Harris Gets a Sack:** Defensive end DeVonne Harris recorded his first sack of the season against Utah State. He also added a season-high five tackles in the contest against the Aggies. It was the 13th of his career and marked the 20th tackle for loss of his career.

**Owning The clock:** The Cowboys have been solid holding onto the football over the last five games. Wyoming has held a lead in time of possession. Wyoming has held the ball 108 minutes over the last three games for 60 percent of the game. UW had it for 36 against San Jose State and nearly 35 minutes against Utah State and 37 minutes against New Mexico.

## Pokes in the Pros

Josh Allen, Buffalo Bills  
 Ayir Asante, New York Giants #  
 Frank Crum, Denver Broncos  
 Marcus Epps, Las Vegas Raiders  
 Easton Gibbs, Seattle Seahawks #  
 Tashaun Gipson, Jacksonville Jaguars  
 Carl Granderson, New Orleans Saints  
 Jacob Hollister, Carolina Panthers #  
 Tyler Hall, Philadelphia Eagles  
 Chad Muma, Jacksonville Jaguars  
 Andrew Peasley, New York Jets #  
 Treyton Welch, New Orleans Saints  
 Logan Wilson, Cincinnati Bengals  
 Andrew Wingard, Jacksonville Jaguars  
 Mike Purcell, New England Patriots #

#- On Roster in Camp



**Suiaunoa Making Plays:** Linebacker Shae Suiaunoa added eight tackles and two tackles for loss against Utah State. He ranks eighth in the league in tackles and No. 50 nationally. He is tied for team lead with 8.5 tackles for loss and has at least a half tackle for loss in five of the eight games.

**J Mike is a Target for UW:** Tight end John Michael Gyllenborg leads the Cowboys this season with 23 catches for 355 yards. He averages 50.7 yards per game on the season. He averages 15.4 yards per catch this season, which ranks fourth in the conference.

**Safeties Tandem Back:** The Cowboys had both starting safeties in the lineup starting for the first time since BYU with Wyatt Ekeler and Isaac White. The duo has combined for 389 tackles with White having 205 and Ekeler having 184.

**Rock in the Middle:** Center Nofofia Tulafono has been a rock for the Cowboy offensive line in his career. He has appeared in 46 career games for the Pokes and has started 35-straight games at center for the Pokes.

**Forcing Turnovers:** The Cowboys recorded a season-high four turnovers against San Jose State with three coming in the first half. Wyoming recorded two interceptions and recovered two fumbles in the contest. It was the most since forcing a school-record eight turnovers in a win over Central Michigan in the 2017 Famous Idaho Potato Bowl. The last time Wyoming had exactly four in a game was at Iowa in the season opener that same season.

**J Mike Over 100 Again:** Tight end John Michael Gyllenborg had a career day at San Jose State. He grabbed five catches in the game tying a career-high for a career-high 137 yards. He recorded a long reception of 63 yards for the longest of the season for him. He has four or more catches in four of the last five games.

**Tyrecus Causing Havoc:** Cornerback Tyrecus Davis made some big plays for the Cowboys at San Jose State. He recorded his first career field goal block coming in the first half. Later in that half, he recorded a forced fumble for the first fumble recovery for the Cowboys this season. It was the second forced fumble of his career.

**Two Thumbs Up for Ekeler:** Safety Wyatt Ekeler, who was playing with two broken thumbs with a cast on both hands recorded an impressive interception against San Jose State. It was his first of the season and the fourth of his career with the Brown and Gold. It was his first game action since the BYU game, as he broke both thumbs in the game against the Cougars. Both coming on the same drive in the third quarter of that game.

**Siders With Another Sack:** Defensive end Braden Siders recorded a sack for the second-straight game at SJSU. In fact, it is the second-straight game he earned a sack without touching the quarterback. Both sacks were intentional grounding penalties on the offense. He has a team-high 3.5 sacks this season and has recorded 13.5 sacks in his career with the Cowboys and now has 23 tackles for loss for the Pokes in his career.

### Preseason All-Conference

The Cowboy Football season is right around the corner and a pair of national publications released their preseason All-Mountain West squads as numerous Cowboys were named to the teams by Athlon Sports and Phil Steele. The publications named 15 different Cowboys to preseason honors.

#### Athlon Sports Preseason All-MW Teams

##### First Team Offense

RB Harrison Waylee  
TE John Michael Gyllenborg  
C Nofaafia Tulafono

##### First Team Defense

DT Jordan Bertagnole  
LB Shae Suaiaunoa  
S Wyatt Ekeler

##### Second Team Offense

OG Jack Walsh  
OG Wes King

##### Second Team Defense

DE DeVonne Harris  
DE Sabastian Harsh  
CB Isaac White

##### Third Team Defense

N Wrook Brown

##### Fourth Team Offense

OT Caden Barnett

##### Fourth Team Defense

CB Tyrecus Davis

##### Fourth Team Specialists

K John Hoyland

#### Phil Steele Preseason All-Mountain West Teams

##### First Team Offense

RB Harrison Waylee  
TE John Michael Gyllenborg

##### First Team Defense

DT Jordan Bertagnole  
LB Shae Suaiaunoa

##### Second Team Offense

OG Jack Walsh

##### Second Team Defense

DE Sabastian Harsh  
S Wyatt Ekeler

##### Third Team Defense

CB Tyrecus Davis

##### Fourth Team Specialist

K John Hoyland

**Some More Chunk Plays:** The Pokes made plays through the air against San Jose State. In fact, the Pokes recorded nine chunk plays through the air against the Spartans for a season-high. It was the most chunk plays passing for the Cowboys this season. In fact, UW recorded five of those receptions that went for over 20 yards. Wyoming had 10 chunk plays against Utah State with four of 30 or more yards.

**A Blocked Kick:** The Pokes recorded the first field goal block of the season against San Jose State. The 40-yard attempt was blocked by Tyrecus Davis. Wyoming recorded three blocked kicks last season. Defensive end DeVonne Harris had two of those blocks last season for the Cowboys.

**One Cool (ey) Customer:** Punt returner Caleb Cooley is back for the Pokes after missing time with a leg injury. He had two returns for a career-high 18 yards against San Jose State. He recorded a career-long return of 15 yards in the contest.

**Harsh in the Backfield:** Defensive end Sabastian Harsh was all over the backfield for the Cowboys against San Diego State. He recorded a career-high four tackles for loss. The four tackles for loss tied a school record done seven times with the last coming from Youhanna Ghaifan against Texas State in 2017. It also tied for the most by a MW player this season and tied for the second most by a player in the nation this season. He leads Wyoming with 8.5 tackles for loss this season. That number ranks third in the Mountain West Conference.

**Sargent Scores First Touchdown:** Wide receiver Jaylen Sargent recorded a 70-yard touchdown reception against SDSU. It was the first of his career and the longest reception of his career. He added two catches, tying a career-high and recorded a career-high 84 yards receiving in the contest. The 70-yard strike was the longest since John Michael Gyllenborg had a 89 yard reception against Hawai'i last season in Laramie.

**Defense In the Backfield:** Wyoming's defense was in the backfield all night against SDSU. Wyoming recorded a season-high with 10 tackles for loss in the contest. UW had nine tackles for loss against Idaho earlier this season. UW has 42 this season averaging 5.3 per game for the season. Harsh led the team with four and Dante Drake recorded 1.5 for a career-high along with linebacker Shae Suaiaunoa.

**Rushing Defense Stands Out:** The Cowboy defense was solid against one of the nation's top backs against SDSU. Marquez Cooper averaged nearly 116 yards per game but was held to 87 yards on 27 carries. UW allowed only 102 yards on the ground for a season low.

**The Veterans on the Defensive Line:** The Wyoming defense line has a great mix of both veterans and newcomers. The group of defensive ends Sabastian Harsh, Braden Siders, DeVonne Harris, Tyce Westland and Jordan Bertagnole have combined for 93 tackles for loss in their careers. Bertagnole leads the group with 24.5 with Siders adding 23 in his career. DeVonne Harris has recorded 20 in the Brown and Gold with Harsh having 17.5. Westland recorded eight in his young career.

## AP Poll

1. Oregon
2. Ohio State
3. Texas
4. Penn State
5. Indiana
6. Tennessee
7. BYU
8. Notre Dame
9. Alabama
10. Ole Miss
11. Georgia
12. Miami
13. Boise State
14. SMU
15. Texas A&M
16. Army
17. Clemson
18. Colorado
19. Washington State
20. Kansas State
21. LSU
22. Louisville
23. South Carolina
24. Missouri
25. Tulane

**Others receiving votes:** Iowa State 92, Arizona State 35, Pittsburgh 18, Louisiana 14, UNLV 10

## Coaches Poll

1. Oregon
2. Ohio State
3. Texas
4. Tennessee
5. Penn State
6. Indiana
7. Notre Dame
8. BYU
9. Alabama
10. Georgia
11. Ole Miss
12. Miami
13. Boise State
14. SMU
15. Texas A&M
16. Celmsn
17. Army
18. Washington State
19. Kansas State
20. Colorado
21. Missouri
22. LSU
23. South Carolina
24. Louisville
25. Iowa State

**Others receiving votes:** Tulane 85, Louisiana 42, Arizona State 30, Pittsburgh 28, UNLV 17, Memphis 11, Navy 3, Illinois 2, James Madison 2, Duke 1

**Drake Has Career Day:** Defensive tackle Dante Drake had a career day for the Cowboys against SDSU. He recorded a career-high five tackles in the contest. He also recorded a career-high 1.5 tackles for loss for the Cowboys. He has eight tackles on the season with 3.5 of those tackles coming for a loss.

**Thumbs Up:** Safety Andrew Johnson, who is playing with a broken thumb added six tackles for Wyoming against SDSU. He has five or more tackles in three of his last four games. The six tackles were a season best and career best. He has 30 tackles on the season to rank sixth on the team.

**Interior Youngsters Have Day:** With veteran Ben Florentine out with an injury against SDSU, the interior defensive line rotation was young. But the group of Dante Drake, Jaden Williams and Jayden Williams added 11 tackles on the night for the Cowboys. The Williams added three tackles each in the contest with Drake adding a career-high five tackles.

**Milestone Win for Sawvel:** Wyoming head coach Jay Sawvel got his first win with the Pokes against Air Force. It also marked his 200th career win in college football. He recorded 199 career wins as an assistant coach for 29 years with the first win coming against Samford on Sept. 10, 1994 while at Eastern Kentucky.

**King to the House:** Wide receiver Tyler King has been excellent this season returning kicks. In fact, King ranks Second in the nation and first in the Mountain West averaging 29.3 yards per kick return. He recorded a 100-yard return for the Brown and Gold at North Texas tying the school record held by Sonny Jones, as he recorded a 100-yard return against Colorado State College in 1948.

## MW Standings and Results (as of Nov. 11, 2024)

Colorado State	4-0	107	64	2-0	2-0	1.000	6-3	212	217	4-1	2-2	0-0	.667	Won 4
UNLV (RV/RV)	3-1	162	104	1-1	2-0	.750	7-2	358	214	2-2	5-0	0-0	.778	Won 1
San José State	3-2	110	116	2-0	1-2	.600	6-3	259	217	4-0	2-3	0-0	.667	Won 1
Fresno State	3-3	157	168	1-1	2-2	.500	5-5	278	253	3-2	2-3	0-0	.500	Lost 2
New Mexico	3-3	199	202	1-2	2-1	.500	4-6	334	383	1-2	3-3	0-0	.400	Won 1
San Diego State	2-2	94	125	1-1	1-1	.500	3-6	196	242	2-3	1-3	0-0	.333	Lost 3
Hawai'i	2-2	113	117	1-2	1-1	.400	4-6	220	227	3-3	1-3	0-0	.400	Lost 1
Wyoming	2-3	143	142	1-1	1-1	.400	2-7	194	285	1-4	1-3	0-0	.222	Won 1
Utah State	1-3	136	187	0-2	1-1	.250	2-7	250	381	1-3	1-4	0-0	.222	Lost 1
Air Force	1-4	112	149	1-2	0-2	.200	2-7	146	240	2-3	0-4	0-0	.222	Won 1
Nevada	0-5	107	159	0-2	0-3	.000	3-8	267	314	2-4	1-4	0-0	.273	Lost 4

### A LOOK AHEAD

<b>Friday, Nov. 15</b>			
Wyoming at Colorado State*	CBSSN		6 p.m. MT
<b>Saturday, Nov. 16</b>			
Hawai'i at Utah State*	Spectrum/TISports		1 p.m. MT
Oregon State at Air Force	CBSSN		1:30 p.m. MT
Boise State at San José State*	CBSSN		4 p.m. PT
Washington State at New Mexico	FS1		7:30 p.m. MT
San Diego State at UNLV*	CBSSN		7:30 p.m. PT
<b>Friday, Nov. 22</b>			
UNLV at San José State*	FS1		7 p.m. PT
<b>Saturday, Nov. 23</b>			
San Diego State at Utah State*	CBSSN		1:30 p.m. MT
Boise State at Wyoming*	CBSSN		5 p.m. MT
Colorado State at Fresno State*	CBSSN		7:30 p.m. PT
Air Force at Nevada*	FOX Networks		TBD

### A LOOK BACK

<b>Saturday, Nov. 9</b>	
San José State 24, Oregon State 13	
14/12 Boise State 28, Nevada 21*	
RV/RV UNLV 29, Hawai'i 27*	
Air Force 36, Fresno State 28*	
20/20 Washington State 49, Utah State 28	
<b>Friday, Nov. 8</b>	
New Mexico 21, San Diego State 16*	
<b>Saturday, Nov. 2</b>	
21/21 Army 20, Air Force 3	
Wyoming 49, New Mexico 45*	
Hawai'i 21, Fresno State 20*	
Colorado State 38, Nevada 21*	
<b>Friday, Nov. 1</b>	
19/15 Boise State 56, San Diego State 24*	

# Wyoming Cowboys

## Colorado State Rams

**Location:** Fort Collins, Colo.  
**Enrollment:** 33,769  
**Founded:** 1870  
**Athletics Director:** John Weber  
**Colors:** Green and Gold  
**Nickname:** Rams  
**Conference:** Mountain West  
**Stadium:** Canvas Stadium  
**Capacity:** 36,500  
**Surface:** FieldTurf

## Series History

**The 2024 Meeting Will be the:** 116th  
**Overall Series Record:** UW trails 51-59-5  
**MW Series Record:** UW leads at 13-12  
**Series Began:** Nov. 30, 1899  
**UW Record in Laramie:** 27-25-4  
**UW Record in on Road:** 24-34-1  
**UW Record at Neutral Site:** 0-0  
**Longest UW Win Streak:** 10 (1956-65)  
**Longest CSU Win Streak:** 5 (three times)  
**Largest UW Margin of Victory:** 44 (2010)  
**Largest CSU Margin of Victory:** 61 (1913)  
**Most Points Scored by UW:** 56 (1989)  
**Most Points Scored by CSU:** 61 (1913)

Date	Score	Site	Date	Score	Site
11/30/1899	L 0-12	A	11/2/68	W 46-14	A
11/24/1900	L 0-16	A	10/4/69	W 39-3	H
11/14/03	L 0-17	A	10/10/70	W 16-6	A
11/24/04	T 6-6	H	10/2/71	W 17-6	H
11/25/05	L 5-34	A	10/14/72	W 28-9	A
11/14/08	L 0-20	H	10/20/73	W 35-3	H
10/16/09	L 3-32	A	11/2/74	L 6-11	A
11/24/10	W 10-0	H	10/4/75	L 0-3	H
11/30/11	W 27-0	A	10/30/76	L 16-19	A
11/28/12	L 0-33	A	10/22/77	W 29-13	H
11/27/13	L 0-61	A	10/28/78	W 13-3	A
10/24/14	L 10-48	H	9/29/79	L 16-20	H
11/6/15	L 0-47	H	11/1/80	L 25-28	A
9/30/16	L 0-40	A	10/31/81	W 55-21	H
10/6/17	W 6-0	H	9/11/82	L 3-9	A
9/27/19	L 0-28	H	11/19/83	W 42-17	H
10/4/19	L 0-14	A	10/27/84	W 43-34	A
10/2/20	L 0-13	H	10/26/85	L 19-30	H
10/16/20	L 0-42	A	10/25/86	L 15-20	A
10/1/21	T 7-7	A	10/31/87	W 20-15	H
10/14/22	L 0-60	H	10/29/88	W 48-14	A
9/29/23	L 0-33	A	11/4/89	W 56-35	H
11/26/25	L 0-40	A	11/3/90	L 8-17	A
10/4/29	L 7-20	A	10/26/91	W 35-28	H
11/8/30	W 21-6	A	10/24/92	W 31-14	A
11/7/31	L 6-26	H	11/20/93	L 21-41	H
11/24/32	L 0-23	A	11/5/94	L 24-35	A
3/0/33	L 0-7	H	10/28/95	L 24-31	H
11/3/34	L 0-16	A	11/16/96	W 25-24	A
9/28/35	L 3-12	H	10/18/97	L 7-14	H
10/17/36	T 0-0	H	11/7/98	W 27-19	A
10/16/37	W 7-0	A	10/23/99	L 13-24	H
10/1/38	T 0-0	H	11/16/2000	L 13-37	A
11/4/39	L 0-22	A	9/29/01	L 14-42	H
10/5/40	T 0-0	H	10/12/02	L 36-44	A
10/4/41	L 0-27	A	11/1/03	W 35-28	H
9/26/42	L 0-10	H	0/22/04	L 7-30	A
10/5/46	L 0-7	H	10/22/05	L 31-39	A
11/22/47	L 6-21	A	10/21/06	W 24-0	H
10/16/48	L 20-21	H	11/23/07	L 28-36	A
10/1/49	W 8-0	A	11/22/08	L 20-31	H
10/7/50	W 34-0	H	11/27/09	W 17-16	A
10/13/51	L 7-14	A	11/20/10	W 44-0	H
10/11/52	L 0-14	H	12/3/11	W 23-19	A
10/10/53	W 21-14	H	11/3/12	W 45-31	H
10/9/54	W 34-0	A	10/19/13	L 22-52	H
10/8/55	L 13-14	H	10/25/14	L 31-45	A
10/6/56	W 20-12	A	11/7/15	L 7-26	H
10/12/57	W 27-13	H	10/01/16	W 38-17	A
10/18/58	W 7-6	A	11/04/17	W 16-13	H
10/10/59	W 29-0	H	10/26/18	W 34-21	A
10/15/60	W 40-8	A	11/22/19	W 17-7	H
10/14/61	W 18-7	H	11/05/20	L 24-34	A
10/27/62	W 28-7	A	11/06/21	W 31-17	H
10/12/63	W 21-3	H	11/12/23	W 14-13	A
9/19/64	W 31-7	H	11/3/23	W 24-15	H
9/25/65	W 33-14	A			
10/29/66	L 10-12	A			
9/30/67	W 13-10	H			

## About Colorado State

The Rams (6-3 overall, 4-0 Mountain West) are bowl eligible for the first time since 2017 after a 38-21 victory at Nevada on Nov. 2. CSU, which does not play No. 12 Boise State or UNLV during the regular season, can reach the Mountain West championship game for the first time by winning its final three games.

Avery Morrow and Justin Marshall combined for 145 yards rushing and three touchdowns and Jordan Noyes made a 60-yard field goal to lead the Rams to the win in Reno. Sophomore quarterback Brayden Fowler-Nicolosi has completed 61.7% of his passes for 1,611 yards with seven touchdowns and five interceptions this season. Morrow is fourth in the MW in rushing with 788 yards and eight touchdowns. All-conference wide receiver Tory Horton is out for the rest of the season with an injury, but Caleb Goodie and Dane Olson combined for 111 yards on only three receptions against the Wolf Pack.

Defensively, the Rams are allowing 24.1 points (62nd) and 408.2 yards (104th) per game. Those numbers have improved dramatically since non-conference losses at Texas (52-0) and Oregon State (39-31). During the 4-0 start to conference play, CSU allowed only 16.0 points per game.

## About Colorado State Head Coach Jay Norvell

Norvell is 14-19 overall and 10-10 in the MW during his third season at CSU after posting a 33-22 record (23-17 MW) at Nevada from 2017-21.

After coaching the Wolf Pack to two bowl wins, Norvell has CSU bowl eligible for the first time in seven years. The 61-year-old Norvell is 0-2 in Border War matchups against UW, including last season's 24-15 loss in Laramie.

Before becoming a head coach, Norvell was an offensive assistant at Northern Iowa (1988), Wisconsin (1989-94) and Iowa State (1995-97). He spent seven seasons in the NFL with the Indianapolis Colts (wide receivers coach) and Oakland Raiders (tight ends coach) before returning to college as an offensive coordinator at Nebraska (2004-06), UCLA (2007) and Oklahoma (2008-14).

Norvell was Texas' wide receivers coach in 2015 and Arizona State's wide receivers coach in 2016 before getting hired as Nevada's head coach. After a standout career at Iowa and a brief NFL playing career, Norvell began his coaching career as a graduate assistant with the Hawkeyes under his legendary coach, Hayden Fry.

## UW Overtime History

Wyoming has played 20 overtime games in its history. The most recent overtime game the Cowboys played was against Texas Tech on Sept. 2. The Cowboys downed the Red Raiders 35-33 in double overtime. Wyoming has played six overtime games at home in War Memorial Stadium. Three of Wyoming's 19 overtime games have been played on neutral sites. The other 11 overtime games have been played on the road.

Date	Opponent, Result	Wyoming Record	Site
9/7/96	at Iowa State, W 41-38 (1ot)	1-0	Away
12/7/96	vs. BYU, L 25-28 (1ot) #	1-1	Neutral
10/17/98	at UNLV, W 28-25 (1ot)	2-1	Away
11/2/02	at UNLV, L 48-49 (1ot)	2-2	Away
11/6/04	at UNLV, W 53-45 (3ot)	3-2	Away
9/9/06	at Virginia, L 12-13 (1ot)	3-3	Away
9/30/06	at Syracuse, L 34-40 (2ot)	3-4	Away
12/19/09	vs. Fresno State, W 35-28 (2ot) *	4-4	Neutral
9/22/12	at Idaho, W 40-37 (1ot)	5-4	Away
10/6/12	at Nevada, L 28-35 (1ot)	5-5	Away
11/23/13	vs. Hawai'i, W 59-56 (1ot)	6-5	Home
10/18/14	vs. San Jose State, L 20-27 (1ot)	6-6	Home
9/3/16	vs. Northern Illinois, W 40-34 (3ot)	7-6	Home
11/12/16	at UNLV, L 66-69 (3ot)	7-7	Away
9/23/17	vs. Hawai'i, W 28-21 (1ot)	8-7	Home
11/9/19	at Boise State, L 17-20 (1ot)	8-8	Away
10/24/20	at Nevada, L 34-37 (1ot)	8-9	Away
9/3/22	vs. Tulsa, W 40-37 (2ot)	9-9	Home
12/30/22	vs. Ohio, L 27-30 (1ot)	9-10	Neutral
9/2/23	vs. No. 24 Texas Tech, W 35-33 (2ot)	10-10	Home

#The overtime game versus BYU was played in the 1996 Western Athletic Conference Championship Game in Las Vegas, Nev.

\*The overtime game vs. Fresno State was in the 2009 New Mexico Bowl in Albuquerque

# Wyoming Cowboys

## Wyoming Cowboys

Head Coach: Jay Sawvel (Mount Union '93)  
 Overall Record: 2-7 (.222), 1st season  
 Record at Wyoming: 2-7 (.222), 1st season  
 Conference Record: 2-3 (.400), 1st season  
 Coach vs. Opponent: 0-0

Team Captains: #96 Jordan Bertagnole, DT, Gr., #43 Shae Suiaunoa, LB, Gr., #17 Evan Svoboda, QB, Jr., #77 Nofofia Tulafono, C, Sr.

## Colorado State Rams

Head Coach: Jay Norvell (Iowa '85)  
 Overall Record: 47-45 (.511), 8th Season  
 Record at CSU: 14-19 (.424), 3rd Season  
 Conference Record: 33-27 (.550), 8th Season  
 Coach vs. Opponent: 0-3

## Wyoming Statistics

2024 Offensive Team Statistics	2024 Team Statistics	
	WYO	Opp.
Points Scored Per Game	21.6	31.7
Yards Rushing Per Game	143.0	196.0
Yards Passing Per Game	193.8	231.1
Yards Total Offense Per Game	336.8	427.1
First Downs Per Game	18.0	21.3
Third Down Conversions/Attempts	54/138	32/111
Third Down Conversion Percentage	39%	29%
Average Time of Possession	30:46	29:14

2024 Defensive Team Statistics	WYO	Opp.
Total Sacks By	9	19
Sack yardage	56	125
Interceptions	5	10
Interception Yardage	35	142

2024 Special Team Statistics	WYO	Opp.
Net Punting Average	38.7	40.0
Punt Return Average	7.0	14.2
Kickoff Return Average	25.2	25.2
Field Goals Made/Attempted	9-12	16-19
Field Goal Percentage	.750	.842

2024 Miscellaneous Statistics	WYO	Opp.
Avg. No. of Penalties Per Game	6.0	7.6
Yards Penalties Per Game	54.8	61.8
Fumbles-Lost	14-3	8-3

### 2024 Individual Statistical Leaders

2024 Rushing Leaders	Total	Net Gain	Avg./Rush	Avg./Game	TD
	Att.				
#22 Sam Scott, rb	85	424	5.0	53.0	3
#17 Evan Svoboda, qb	87	215	2.5	23.9	5

2024 Passing Leaders	Comp.	Comp %	Total Yards	Avg./Game	TD/Int
	Att.				
#17 Evan Svoboda, qb	84-179	46.9	1025	128.1	4/7
#12 Kaden Anderson, qb	48-76	63.2	719	102.7	5/3

2024 Receiving Leaders	Total	Yards	Avg./Rec.	Avg./Game	TD
	Rec.				
#84 John M. Gyllenborg, te	23	355	15.4	50.7	2
#15 Chris Durr, wr	21	255	12.1	28.3	1

2024 Leading Tacklers	Solo	Assisted	Total	Avg
	Tackles			
#43 Shae Suiaunoa, lb	38	32	70	7.8
#33 Connor Shay, lb	29	21	50	5.6

## Colorado State Statistics

2024 Offensive Team Statistics	2024 Team Statistics	
	CSU	Opp.
Points Scored Per Game	23.6	24.1
Yards Rushing Per Game	180.9	144.7
Yards Passing Per Game	183.2	263.6
Yards Total Offense Per Game	364.1	408.2
First Downs Per Game	16.8	23.8
Third Down Conversions/Attempts	46/119	49/128
Third Down Conversion Percentage	39%	38%
Average Time of Possession	30:19	29:41

2024 Defensive Team Statistics	CSU	Opp.
Total Sacks By	11	8
Sack yardage	62	55
Interceptions	8	6
Interception Yardage	15	76

2024 Special Team Statistics	CSU	Opp.
Net Punting Average	39.5	33.7
Punt Return Average	19.4	3.4
Kickoff Return Average	19.2	17.0
Field Goals Made/Attempted	10-13	7-11
Field Goal Percentage	.769	.636

2024 Miscellaneous Statistics	CSU	Opp.
Avg. No. of Penalties Per Game	5.5	6.1
Yards Penalties Per Game	45.7	48.2
Fumbles-Lost	13-7	21-7

### 2024 Individual Statistical Leaders

2024 Rushing Leaders	Total	Net Gain	Avg./Rush	Avg./Game	TD
	Att.				
#25 Avery Morrow, rb	130	788	6.1	87.6	8
#29 Justin Marshall, rb	107	477	4.5	53.0	3

2024 Passing Leaders	Comp.	Comp %	Total Yards	Avg./Game	TD/Int
	Att.				
#16 Brayden Fowler-Nicolosi,	137-222	61.7	1611	179.0	7/5
#8 Jackson Brousseau	3-6	50.0	15	7.5	0/1

2024 Receiving Leaders	Total	Yards	Avg./Rec.	Avg./Game	TD
	Rec.				
#14 Tory Horton, wr	26	353	13.6	70.6	1
#1 Armani Winfield, wr	22	254	11.5	28.2	2

2024 Leading Tacklers	Solo	Assisted	Total	Avg
	Tackles			
#8 Jack Buom, lb	32	49	81	9.0
#30 Cahse Wilson, lb	31	47	78	8.7

## Wyoming Schedule

(2-7, 2-3 in the Mountain West Conference)

Date	Opponent	Time/Results	TV
Aug. 31	at Arizona State	L, 48-7	FS1
Sept. 7	Idaho	L, 17-13	truTV
Sept. 14	BYU	L, 34-14	CBSSN
Sept. 21	at North Texas	L, 44-17	ESPN+
Sept. 28	Air Force *	W, 31-19	CBSSN
Oct. 12	San Diego State *	L, 27-24	CBSSN
Oct. 19	at San Jose State *	L, 24-14	MWN
Oct. 26	Utah State *	L, 27-25	CBSSN
Nov. 2	at New Mexico *	W, 49-45	TruTV
Nov. 15	at Colorado State *	6 p.m.	CBSSN
Nov. 23	Boise State	5 p.m.	CBSSN
Nov. 30	at Washington St.	4:30 p.m.	The CW

\*Indicates Mountain West Conference games

## Colorado State Schedule

(6-3, 4-0 in the Mountain West Conference)

Date	Opponent	Time/Results
Aug. 31	at #4 Texas	L, 0-52
Sept. 7	Northern Colorado	W, 38-17
Sept. 14	Colorado	L, 9-28
Sept. 21	UTEP	W, 27-17
Oct. 5	at Oregon State	L, 31-39 OT
Oct. 12	San Jose State *	W, 31-24
Oct. 19	at Air Force *	W, 21-13
Oct. 26	New Mexico *	W, 17-6
Nov. 2	at Nevada *	W, 38-21
Nov. 15	Wyoming *	6 p.m.
Nov. 23	at Fresno State *	8:30 p.m.
Nov. 29	Utah State *	1:30 p.m.

## 2024 Wyoming Alphabetical Roster

No.	Name	Pos.	Ht.	Wt.	Class	Ex.	Hometown (Last School)
12	Kaden Anderson	QB	6-4	221	RFr.	RS	Southlake, Texas (Southlake Carroll)
99	Keelan Anderson	K	5-10	170	Fr.	HS	Cheyenne, Wyo. (South)
25D	Mitchell Anderson	RB	5-8	185	Jr.	SQ	Folsom, Calif. (Folsom)
69	Abraham Bangoura	OL	6-5	295	RFr.	RS	Laramie, Wyo. (Laramie)
72	Caden Barnett	OT	6-5	305	Jr.	2L	Justin, Texas (Northwest)
18	Deyon Batiste	QB	6-5	235	Fr.	HS	Houston, Texas (Cy Park)
46	Dash Bauman	LB	6-2	223	Fr.	HS	Lincoln, Neb. (Lincoln East)
88	Jaylan Bean	WR	6-4	201	So.	JC	Dallas, Texas (Garden City CC, Kan.)
13D	Ian Bell	CB	6-1	191	So.	1L	La Verne, Calif. (Damien)
96	Jordan Bertagnole	DT	6-4	295	Gr.	4L	Casper, Wyo. (Natrona County)
8D	Tyrese Boss	CB	5-11	180	Fr.	HS	Chino Hills, Calif. (Chino Hills)
82	Bricen Brantley	WR	6-3	172	RFr.	RS	Houston, Texas (Alief)
13	Gage Brook	QB	6-4	219	RFr.	RS	Fort Collins, Colo. (Rocky Mountain))
9	Alex Brown	WR	6-4	202	Sr.	4L	Spring, Texas (Klein Collins)
2	Wrook Brown	N	5-11	187	Jr.	2L	Salado, Texas (Salado)
16	Bleyne Bryant	S	6-1	202	Fr.	HS	Bowling Green, Mo. (Bowling Green)
27	Dontae Burch	RB	5-7	188	Fr.	HS	Kansas City, Mo. (Christ Preparatory Academy)
24D	Charlie Coenen	WR	6-0	194	So.	SQ	Chanhassen, Minn. (Chanhassen)
19	Caleb Cooley	WR	5-7	178	Sr.	3L	Chico, Calif. (Butte C.C., Calif.)
75	Alex Conn	OL	6-5	310	Jr.	JC	Derby, Kan. (Iowa Western C.C., Iowa)
68	Cody Crawford	DT	6-1	290	RFr.	RS	Casper, Wyo. (Natrona County)
41	Jack Culbreath	P	6-4	235	Gr	TR	Charlottesville, Va. (V.M.I.)
71	Jake Davies	OT	6-7	295	RFr.	RS	Yorkville, Ill. (Yorkville)
32D	Jevon Davis	FS	6-0	208	Sr.	SQ	Casper, Wyo. (Black Hills State)
12D	Tyrecus Davis	CB	5-10	188	Sr.	1L	Greenville, Texas (Navarro C.C., Texas)
59	Ethan Day	DE	6-4	255	So.	SQ	Copperopolis, Calif. (Modesto C.C. Calif.)
25	Cole DeMarzo	LB	6-4	240	Jr.	2L	Hilton Head, S.C. (Michigan State University)
92	Dante Drake	DT	6-3	285	RFr.	RS	Robinson, Texas (Robinson)
36	Caleb Driskill	FB	6-2	235	Sr.	3L	Gillette, Wyo. (Thunder Basin)
21	Chris Durr Jr.	WR	5-10	171	Fr.	HS	Chicago, Ill. (Morgan Park)
31	Wyett Ekeler	FS	5-11	210	Sr.	3L	Windsor, Colo. (Windsor)
6D	Evan Eller	LB	6-0	232	Gr.	TR	Roanoke, Va. (VMI)
80	Justin Erb	TE	6-2	240	So.	JC	Wakefield, Neb. (Iowa Western C.C., Iowa)
6	Jamari Ferrell	RB	5-8	200	Sr.	1L	Mission Viejo, Calif. (Saddleback C.C., Calif.)
94	Ben Florentine	NT	6-1	281	Jr.	2L	Anaheim, Calif. (Servite)
53	Dante Gavito	OL	6-3	282	So.	RS	Fort Lupton, Colo. (Fort Lewis College, Colo.)
65	Nathan Geiger	OL	6-5	295	RFr.	RS	Highlands Ranch, Colo. (Thunder Ridge)
7D	Markie Grant	CB	5-11	166	Fr.	HS	Houston, Texas (Dekaney)
76	Quinn Grovesteen-Matchey	OT	6-6	305	RFr.	RS	Evansville, Wis. (Evansville)
84	John Michael Gyllenborg	TE	6-5	247	Jr.	2L	Leawood, Kan. (Rockhurst)
73	Caleb Hall	OL	6-5	265	Fr.	HS	Carmichael, Calif. (Jesuit)
21D	Nico Hamilton	RB	5-10	206	Fr.	HS	Austin, Texas (Lake Travis)
44D	Tyler Hampton	TE	6-3	241	Jr.	TR	Huntington Beach, Calif. (Golden West College, Calif.)
93	DeVonne Harris	DE	6-4	235	Gr.	4L	Big Lake, Minn. (Big Lake)
54	Sabastian Harsh	DE	6-3	251	Jr.	2L	Scottsbluff, Neb. (Scottsbluff)
36	Jack Harvey	LB	6-1	213	Fr.	HS	Baldwin, Kan. (Baldwin)
78	Alex Haswell	OL	6-5	247	Fr.	HS	Sheridan, Wyo. (Sheridan)
43D	Gavyn Helm	P	6-3	210	Fr.	HS	Windsor, Colo. (Windsor)
14D	Naz Hill	CB	6-3	178	RFr.	RS	Kankakee, Ill. (Kankakee)
46	John Hoyland	PK	5-10	200	Sr.	4L	Broomfield, Colo. (Legacy)
24	Drew Jackson	DB	5-11	160	Fr.	HS	Cheyenne, Wyo. (East)
63	Braylon Jenkins	OL	6-4	307	Fr.	HS	West Des Moines, Iowa (Valley)
70	Rex Johnsen	OG	6-5	296	So.	1L	Logan, Iowa (Logan-Magnolia)
3D	Andrew Johnson	SS	6-1	200	Jr.	1L	Cheyenne, Wyo. (Central)
26	DJ Jones	RB	5-11	207	Gr.	TR	Fayetteville, N.C. (North Carolina)
5	Tyler King	WR	5-9	175	So.	TR	Houston, Texas (Texas Tech University)
78	Wes King	OG	6-5	304	So.	1L	Appleton, Wis. (Appleton North)
14	Kayden LaFramboise	WR	6-4	210	RFr.	RS	Gillette, Wyo. (Thunder Basin)
15	David Leonard	S	5-11	170	Fr.	HS	St. Louis, Mo. (St. Mary's)
74	Brycen Lotz	OL	6-4	280	Fr.	HS	Braham, Minn. (Braham)
35	Kimball Madsen	FB	6-1	233	Jr.	SQ	Mountain View, Wyo. (Mountain View)
40D	Cooper Mailand	FB/TE	6-2	220	RFr.	RS	Dallas, Texas (Parish Episcopal)
21D	Koa McIntyre	SS	6-0	210	So.	RS	Fremont, Neb. (Archbishop Bergan Catholic)
3	Dawaiian McNeely	RB	6-2	213	Sr.	2L	Ceres, Calif. (Central Catholic)
18	Caleb Merritt	CB/WR	5-11	190	So.	1L	St. Louis, Mo. (John Burroughs)

**2024 Wyoming Alphabetical Roster (Continued)**

No.	Name	Pos.	Ht.	Wt.	Class	Ex.	Hometown (Last School)
86	Nick Miles	TE	6-5	255	Sr.	3L	Parker, Colo. (Chaparral)
39	Eltoum Murgus	DE	6-3	205	Fr.	HS	Kansas City, Mo. (North Kansas City)
99	Nathan Murphy	DT	6-3	271	Fr.	HS	Bryan, Texas (Bryan)
85	Clay Nanke	TE	6-6	20	Jr.	TR	Denver, Colo. (Colorado State)
23	Tyler Nystrom	WR	6-2	188	Fr.	HS	Arden Hills, Minn. (Mounds View)
28	Adrian Onyeigo	LB	6-3	213	Fr.	HS	Rogers, Minn. (Rogers)
50	Giovanni Panozzo	OL	6-5	275	Fr.	HS	Arvada, Colo. (Arvada West)
4D	Keany Parks	CB	6-1	190	So.	1L	Kenosha, Wis. (Bradford)
83	Will Pelissier	WR	6-3	211	Gr.	3L	Big Horn, Wyo. (Big Horn)
20D	Lafai Purcell	S	5-11	182	RFr.	RS	Frederick, Colo. (Frederick)
62	Spencer Rathbun	OL	6-4	272	Fr.	HS	Denver, Colo. (Rock Canyon)
64	Brandt Rice	OL	6-5	295	RFr.	RS	Wausau, Wis. (West)
95	Caleb Robinson	DT	6-2	290	Sr.	4L	Omaha, Neb. (Burke)
26	Gary Rutherford	LB	6-1	225	Fr.	HS	Peoria, Ill. (Peoria )
97	Lucas Samsula	DT	6-4	295	RFr.	RS	Plano, Texas (Plano West)
27	Joaquin Sandoval	DB	5-10	184	Fr.	HS	Glenwood Springs, Colo. (Glenwood Springs)
47	Erik Sandvik	PK	6-1	193	RFr.	RS	Steamboat Springs, Colo. (Steamboat Springs)
57	Luke Sandy	C/OG	6-2	294	So.	1L	Elizabeth, Colo. (Legend)
8	Jaylen Sargent	WR	6-2	187	Jr.	1L	Logan, Utah (Logan)
87	Isaac Schoenfeld	TE	6-5	258	So.	1L	Rock Springs, Wyo. (Rock Springs)
22	Sam Scott	RB	6-2	230	Jr.	2L	Omaha, Neb. (Skutt Catholic)
55	Tegen Seeds	OL	6-0	304	Fr.	HS	Douglas, Wyo. (Douglas)
29	Isaac Sell	CB	5-10	193	Jr.	SQ	Laramie, Wyo. (Laramie)
33	Connor Shay	LB	6-2	232	Sr.	3L	Danville, Calif. (Monte Vista)
34	Braden Siders	DE	6-3	252	Jr.	2L	Thornton, Colo. (Ralston Valley)
17D	Malique Singleton	N	6-0	194	So.	SQ	East Anchorage, Alaska (Grandview, Colo.)
55	Kevin Sjogren	DE	6-5	240	So.	1L	Palisade, Colo. (Palisade)
11	Justin Stevenson	WR	6-1	192	RFr.	RS	Katy, Texas (Paetow)
43	Shae Suaiaunoa	LB	6-3	231	Gr.	4L	Houston, Texas (Clear Lake)
45	Read Sunn	LB/LS	6-2	231	Jr.	3L	Wasilla, Alaska (Christ School, N.C.)
17	Evan Svoboda	QB	6-5	245	Jr.	1L	Mesa, Ariz. (Snow C.C., Utah)
49	Nic Talich	LB	6-0	220	Jr.	2L	Cody, Wyo. (Cody)
23D	Jones Thomas	S	6-2	197	RFr.	RS	Fort Collins, Colo. (Poudre)
30D	Miles Tucker	S	6-0	186	RFr.	RS	Pleasanton, Calif. (Amador Valley)
77	Nofaofia Tulafono	C	6-2	325	Sr.	4L	Victorville, Calif. (Oak Hills)
58	Jordan Turnbull	DE	6-5	235	RFr.	RS	Evergreen, Colo. (Evergreen)
35D	Nikos Varelas	S	5-10	190	RFr.	RS	San Antonio, Texas (Clark)
88D	Tell Wade	DE	6-3	249	RFr.	RS	Wray, Colo. (Wray)
79	Jack Walsh	OG/OT	6-3	312	Jr.	2L	Palatine, Ill. (Fremd)
60	Wyatt Walters	OL	6-4	297	RFr.	RS	Aurora, Colo. (Grandview)
4	Harrison Waylee	RB	5-10	212	Sr.	1L	Johnston, Iowa (Northern Illinois University)
40	Tyce Westland	DE	6-5	240	Jr.	1L	Pleasanton, Neb. (Pleasanton)
42	Isaac White	SS	6-1	201	Sr.	3L	Pottstown, Pa. (Malvern Prep)
11	Charles Williams	CB	6-0	163	Fr.	HS	Sausalito, Calif. (Marian Catholic)
91	Jaden Williams	DT	6-4	290	So.	1L	Inglewood, Calif. (Campbell Hall)
98	Jayden Williams	DT	6-3	290	RFr.	RS	Bryan, Texas (Rudder)
89	Jake Wilson	TE	6-5	223	Fr.	HS	Montgomery, Texas (Montgomery)
52	Carson York	LS	6-1	215	Jr.	2L	McKinney, Texas (Rock Hill)
44	Micah Young	LB	6-2	218	Jr.	2L	San Antonio, Texas (Southside)

**Experience Codes**

- 1L One-Year Letterman
- 2L Two-Year Letterman
- 3L Three-Year Letterman
- HS High School Player the Previous Season
- JC Junior College Player the Previous Season
- RS Redshirted Previous Season
- SQ Squad Member Previous Season But Didn't Earn Letter
- TR Transfer From Another Four-Year School

**Head Coach:** Jay Sawvel (Mount Union '93)

**Overall Record:** 0-0, First Season

**Record at Wyoming:** Same

**Offensive Coaching Staff**

**Offensive Coordinator/Quarterbacks**

Jay Johnson (Northern Iowa '92)

**Associate Head Coach/**

**Offensive Passing-Game Coordinator/WRs**

Mike Grant (Nebraska '93)

**Executive Director of Recruiting/RBs**

Gordie Haug (Bemidji State '09)

**Co-Special Teams Coordinator/Tight Ends/**

**Fullbacks**

Shannon Moore (Black Hills State '00)

**Offensive Line**

Joe Tripodi (Northwestern '06)

**Defensive Coaching Staff**

**Defensive Coordinator/Linebackers**

Aaron Bohl (MSU Moorhead '16)

**Co-Special Teams Coordinator/Cornerbacks**

Benny Boyd (Aurora '00)

**Defensive Ends**

Brian Hendricks (Wyoming '11)

**Defensive Tackles**

Jeff Phelps (Ball State '98)

**Safeties**

Jason Petrino (Carroll College '99)

**Administrative Staff**

**Associate A.D. for Football Operations**

Nick Fulton (Sioux Falls '04)

**Director of Player Personnel**

Kirby O'Meara (Central Arkansas '13)

**Director of On-Campus Recruiting**

Samantha Patten (Florida '20)

## 2024 Wyoming Numerical Roster

No.	Name	Pos.	Ht.	Wt.	Class	Ex.	Hometown (Last School)
2	Wrook Brown	N	5-11	187	Jr.	2L	Salado, Texas (Salado)
3	Dawaiian McNeely	RB	6-2	213	Sr.	2L	Ceres, Calif. (Central Catholic)
3D	Andrew Johnson	SS	6-1	200	Jr.	1L	Cheyenne, Wyo. (Central)
4	Harrison Waylee	RB	5-10	212	Sr.	1L	Johnston, Iowa (Northern Illinois University)
4D	Keaney Parks	CB	6-1	190	So.	1L	Kenosha, Wis. (Bradford)
5	Tyler King	WR	5-9	175	So.	TR	Houston, Texas (Texas Tech University)
6	Jamari Ferrell	RB	5-8	200	Sr.	1L	Mission Viejo, Calif. (Saddleback C.C., Calif.)
6D	Evan Eller	LB	6-0	232	Gr.	TR	Roanoke, Va. (VMI)
7D	Markie Grant	CB	5-11	166	Fr.	HS	Houston, Texas (Dekaney)
8	Jaylen Sargent	WR	6-2	187	Jr.	1L	Logan, Utah (Logan)
8D	Tyrese Boss	CB	5-11	180	Fr.	HS	Chino Hills, Calif. (Chino Hills)
9	Alex Brown	WR	6-4	202	Sr.	4L	Spring, Texas (Klein Collins)
11	Justin Stevenson	WR	6-1	192	RFr.	RS	Katy, Texas (Paetow)
11D	Charles Williams	CB	6-0	163	Fr.	HS	Sausalito, Calif. (Marian Catholic)
12	Kaden Anderson	QB	6-4	221	RFr.	RS	Southlake, Texas (Southlake Carroll)
12D	Tyrecus Davis	CB	5-10	188	Sr.	1L	Greenville, Texas (Navarro C.C., Texas)
13	Gage Brook	QB	6-4	219	RFr.	RS	Fort Collins, Colo. (Rocky Mountain)
13D	Ian Bell	CB	6-1	191	So.	1L	La Verne, Calif. (Damien)
14	Kayden LaFramboise	WR	6-4	210	RFr.	RS	Gillette, Wyo. (Thunder Basin)
14D	Naz Hill	CB	6-3	178	RFr.	RS	Kankakee, Ill. (Kankakee)
15	Chris Durr Jr.	WR	5-10	171	Fr.	HS	Chicago, Ill. (Morgan Park)
15D	David Leonard	S	5-11	170	Fr.	HS	St. Louis, Mo. (St. Mary's)
16	Bleyne Bryant	S	6-1	202	Fr.	HS	Bowling Green, Mo. (Bowling Green)
17	Evan Svoboda	QB	6-5	245	Jr.	1L	Mesa, Ariz. (Snow C.C., Utah)
17D	Malique Singleton	N	6-0	194	So.	SQ	East Anchorage, Alaska (Grandview, Colo.)
18	Deyon Batiste	QB	6-5	235	Fr.	HS	Houston, Texas (Cy Park)
18D	Caleb Merritt	CB/WR	5-11	190	So.	1L	St. Louis, Mo. (John Burroughs)
19	Caleb Cooley	WR	5-7	178	Sr.	3L	Chico, Calif. (Butte C.C., Calif.)
20	Lafai Purcell	S	5-11	182	RFr.	RS	Frederick, Colo. (Frederick)
21D	Koa McIntyre	SS	6-0	210	So.	SQ	Fremont, Neb. (Archbishop Bergan Catholic)
21	Nico Hamilton	RB	5-10	206	Fr.	HS	Austin, Texas (Lake Travis)
22	Sam Scott	RB	6-2	230	Jr.	2L	Omaha, Neb. (Skutt Catholic)
23	Tyler Nystrom	WR	6-2	188	Fr.	HS	Arden Hills, Minn. (Mounds View)
23D	Jones Thomas	S	6-2	197	RFr.	RS	Fort Collins, Colo. (Poudre)
24	Charlie Coenen	WR	6-0	194	So.	SQ	Chanhassen, Minn. (Chanhassen)
24D	Drew Jackson	DB	5-11	160	Fr.	HS	Cheyenne, Wyo. (East)
25	Cole DeMarzo	LB	6-4	240	Jr.	2L	Hilton Head, S.C. (Michigan State University)
25D	Mitchell Anderson	WR	5-8	185	Jr.	SQ	Folsom, Calif. (Folsom)
26	DJ Jones	RB	5-11	207	Gr.	TR	Fayetteville, N.C. (North Carolina)
26D	Gary Rutherford	LB	6-1	225	Fr.	HS	Peoria, Ill. (Peoria)
27	Joaquin Sandoval	DB	5-10	184	Fr.	HS	Glenwood Springs, Colo. (Glenwood Springs)
27D	Dontae Burch	RB	5-7	188	Fr.	HS	Kansas City, Mo. (Christ Preparatory Academy)
28	Adrian Onyeigo	LB	6-3	213	Fr.	HS	Rogers, Minn. (Rogers)
29	Isaac Sell	CB	5-10	193	Jr.	SQ	Laramie, Wyo. (Laramie)
30	Miles Tucker	S	6-0	186	RFr.	RS	Pleasanton, Calif. (Amador Valley)
31	Wyett Ekeler	FS	5-11	210	Sr.	3L	Windsor, Colo. (Windsor)
32	Jevon Davis	FS	6-0	208	Sr.	SQ	Casper, Wyo. (Black Hills State)
33	Connor Shay	LB	6-2	232	Sr.	3L	Danville, Calif. (Monte Vista)
34	Braden Siders	DE	6-3	252	Jr.	2L	Thornton, Colo. (Ralston Valley)
35	Kimball Madsen	FB	6-1	233	Jr.	SQ	Mountain View, Wyo. (Mountain View)
35D	Nikos Varelas	S	5-10	190	RFr.	RS	San Antonio, Texas (Clark)
36	Caleb Driskill	FB	6-2	235	Sr.	3L	Gillette, Wyo. (Thunder Basin)
36D	Jack Harvey	LB	6-1	213	Fr.	HS	Baldwin, Kan. (Baldwin)
39	Eltoum Murgus	DE	6-3	205	Fr.	HS	Kansas City, Mo. (North Kansas City)
40	Tyce Westland	DE	6-5	240	Jr.	1L	Pleasanton, Neb. (Pleasanton)
40D	Cooper Mailand	FB/TE	6-2	220	RFr.	RS	Dallas, Texas (Parish Episcopal)
41	Jack Culbreath	P	6-4	235	Gr.	TR	Charlottesville, Va. (V.M.I.)
42	Isaac White	SS	6-1	201	Sr.	3L	Pottstown, Pa. (Malvern Prep)
43	Shae Suaunoa	LB	6-3	231	Gr.	4L	Houston, Texas (Clear Lake)
43D	Gavyn Helm	P	6-3	210	Fr.	HS	Windsor, Colo. (Windsor)
44	Micah Young	LB	6-2	218	Jr.	2L	San Antonio, Texas (Southside)
44D	Tyler Hampton	TE	6-3	241	Jr.	TR	Huntington Beach, Calif. (Golden West College, Calif.)
45	Read Sunn	LB/LS	6-2	231	Jr.	3L	Wasilla, Alaska (Christ School, N.C.)
46	John Hoyland	PK	5-10	200	Sr.	4L	Broomfield, Colo. (Legacy)
46D	Dash Bauman	LB	6-2	223	Fr.	HS	Lincoln, Neb. (Lincoln East)
47	Erik Sandvik	PK	6-1	193	RFr.	RS	Steamboat Springs, Colo. (Steamboat Springs)

**2024 Spring Wyoming Numerical Roster (Continued)**

No.	Name	Pos.	Ht.	Wt.	Class	Ex.	Hometown (Last School)
49	Nic Talich	LB	6-0	220	Jr.	2L	Cody, Wyo. (Cody)
50	Giovanni Panozzo	OL	6-5	275	Fr.	HS	Arvada, Colo. (Arvada West)
52	Carson York	LS	6-1	215	Jr.	2L	McKinney, Texas (Rock Hill)
53	Dante Gavito	OL	6-3	285	So.	RS	Fort Lupton, Colo. (Fort Lewis College, Colo.)
54	Sabastian Harsh	DE	6-3	251	Jr.	2L	Scottsbluff, Neb. (Scottsbluff)
55	Tegen Seeds	OL	6-0	304	Fr	HS	Douglas, Wyo. (Douglas)
55	Kevin Sjogren	DE	6-5	240	So.	1L	Palisade, Colo. (Palisade)
57	Luke Sandy	C/OG	6-2	294	So.	1L	Elizabeth, Colo. (Legend)
58	Jordan Turnbull	DE	6-5	235	RFr.	RS	Evergreen, Colo. (Evergreen)
59	Ethan Day	DE	6-4	255	So.	SQ	Copperopolis, Calif. (Modesto C.C., Calif.)
60	Wyatt Walters	OL	6-4	297	RFr.	RS	Aurora, Colo. (Grandview)
62	Spencer Rathbun	OL	6-4	272	Fr.	HS	Denver, Colo. (Rock Canyon)
63	Braylon Jenkins	OL	6-4	307	Fr.	HS	West Des Moines, Iowa (Valley)
64	Brandt Rice	OL	6-5	295	RFr.	RS	Wausau, Wis. (West)
65	Nathan Geiger	OL	6-5	295	RFr.	RS	Highlands Ranch, Colo. (Thunder Ridge)
68	Cody Crawford	DT	6-1	290	RFr.	RS	Casper, Wyo. (Natrona County)
69	Abraham Bangoura	OL	6-5	295	RFr.	RS	Laramie, Wyo. (Laramie)
70	Rex Johnsen	OG	6-5	296	So.	1L	Logan, Iowa (Logan-Magnolia)
71	Jake Davies	OT	6-7	295	RFr.	RS	Yorkville, Ill. (Yorkville)
72	Caden Barnett	OT	6-5	305	Jr.	2L	Justin, Texas (Northwest)
73	Caleb Hall	OL	6-5	265	Fr.	HS	Carmichael, Calif. (Jesuit)
74	Brycen Lotz	OL	6-4	280	Fr.	HS	Braham, Minn. (Braham)
75	Alex Conn	OL	6-5	310	Jr.	JC	Derby, Kan. (Iowa Western C.C., Iowa)
76	Quinn Grovesteen-Matchey	OT	6-6	305	RFr.	RS	Evansville, Wis. (Evansville)
77	Nofoafia Tulafono	C	6-2	325	Sr.	4L	Victorville, Calif. (Oak Hills)
78	Wes King	OG	6-5	304	So.	1L	Appleton, Wis. (Appleton North)
78D	Alex Haswell	OL	6-5	247	Fr.	HS	Sheridan, Wyo. (Sheridan)
79	Jack Walsh	OG/OT	6-3	312	Jr.	2L	Palatine, Ill. (Fremd)
80	Justin Erb	TE	6-2	240	Jr.	SQ	Wakefield, Neb. (Iowa Western C.C., Iowa)
82	Bricen Brantley	WR	6-3	172	RFr.	RS	Houston, Texas (Alief)
83	Will Pelissier	WR	6-3	211	Gr.	3L	Big Horn, Wyo. (Big Horn)
84	John Michael Gyllenborg	TE	6-5	247	Jr.	2L	Leawood, Kan. (Rockhurst)
85	Clay Nanke	TE	6-6	230	Jr.	TR	Denver, Colo. (Colorado State)
86	Nick Miles	TE	6-5	255	Sr.	3L	Parker, Colo. (Chaparral)
87	Isaac Schoenfeld	TE	6-5	258	So.	1L	Rock Springs, Wyo. (Rock Springs)
88	Jaylan Bean	WR	6-4	201	So.	JC	Dallas, Texas (Garden City CC, Kan.)
88D	Tell Wade	DE	6-3	249	RFr.	RS	Wray, Colo. (Wray)
89D	Jake Wilson	TE	6-5	223	Fr.	HS	Montgomery, Texas (Montgomery)
91	Jaden Williams	DT	6-4	290	So.	1L	Inglewood, Calif. (Campbell Hall)
92	Dante Drake	DT	6-3	285	RFr.	RS	Robinson, Texas (Robinson)
93	DeVonne Harris	DE	6-4	235	Gr.	4L	Big Lake, Minn. (Big Lake)
94	Ben Florentine	NT	6-1	281	Jr.	2L	Anaheim, Calif. (Servite)
95	Caleb Robinson	DT	6-2	290	Sr.	4L	Omaha, Neb. (Burke)
96	Jordan Bertagnole	DT	6-4	295	Gr.	4L	Casper, Wyo. (Natrona County)
97	Lucas Samsula	DT	6-4	295	RFr.	RS	Plano, Texas (Plano West)
98	Jayden Williams	DT	6-3	290	RFr..	RS	Bryan, Texas (Rudder)
99	Keelan Anderson	K	5-10	170	Fr.	HS	Cheyenne, Wyo. (South)
99D	Nathan Murphy	DT	6-3	271	Fr.	HS	Bryan, Texas (Bryan)

Player	Pronunciation
Abraham Bangoura	bang-OR-uh
Jordan Bertagnole	burt-uh-NO-lee
Devin Boddie Jr.	BAH-dee (BODY)
Tyrecus Davis	tie-REEK-us (Rhymes with SEEK)
John Michael Gyllenborg	GILL-un-borg (GILL not JILL)
DeVonne Harris	(duh-VONN)
Cooper Mailand	MAY-lund

Player	Pronunciation
Dawaiian McNeely	duh-WHY-un (Rhymes with Hawaiian)
Keany Parks	kee-ON-ee
Will Pelissier	pell-uh-SEAR (Rhymes with DEAR)
Lucas Samsula	sam-SOO-luh
Kevin Sjogren	SHOE-green (Like a shoe you wear)
Shae Suaiaunoa	SUE-ee-ow-noah (Ow Rhymes with Wow)
Nofoafia Tulafono	nuh-fo-FEE-hu, two-luh-PHONO

**Starters Returning (16)**

(7 offense, 8 defense, 1 special teams)

**Offensive Starters Returning (7)**

No.	Name	Pos.	Ht.	Wt.	Cl.	Ex.	Hometown (Last School)
72	Caden Barnett	OT	6-5	310	Jr.	2L	Justin, Texas (Northwest)
9	Alex Brown	WR	6-4	200	Gr.	3L	Spring, Texas (Klein Collins)
84	John M. Gyllenborg	TE	6-5	245	Jr.	2L	Leawood, Kan. (Rockhurst)
78	Wes King	OG	6-5	303	So.	1L	Appleton, Wis. (Appleton North)
77	Nofoafia Tulafono	C	6-2	324	Sr.	3L	Victorville, Calif. (Oak Hills)
79	Jack Walsh	OG	6-3	313	Jr.	2L	Palatine, Ill. (Fremd)
4	Harrison Waylee	RB	5-10	203	Sr.	1L	Johnston, Iowa (Northern Illinois)

**Defensive Starters Returning (8)**

No.	Name	Pos.	Ht.	Wt.	Cl.	Ex.	Hometown (Last School)
96	Jordan Bertagnole	DT	6-4	290	Gr.	4L	Casper, Wyo. (Natrona County)
2	Wrook Brown	N	5-11	184	Jr.	2L	Salado, Texas (Salado)
12	Tyrecus Davis	CB	5-10	186	Sr.	1L	Greenville, Texas (Navarro C.C.)
31	Wyett Ekeler	FS	5-11	200	Sr.	3L	Windsor, Colo. (Windsor)
93	DeVonne Harris	DE	6-4	240	Gr.	4L	Big Lake, Minn. (Big Lake)
52	Sabastian Harsh	DE	6-3	242	Jr.	2L	Scottsbluff, Neb. (Scottsbluff)
43	Shae Suiaunoa	LB	6-3	232	Gr.	3L	Houston, Texas (Clear Lake)
42	Isaac White	SS	6-1	201	Sr.	3L	Pottstown, Pa. (Malvern Prep)

**Special Teams Starters Returning (1)**

No.	Name	Pos.	Ht.	Wt.	Cl.	Ex.	Hometown (Last School)
46	John Hoyland	PK	5-10	196	Sr.	3L	Broomfield, Colo. (Legacy)

**Starters Lost (8)**

(4 Offense, 3 Defense, 1 Special Teams)

**Offensive Starters Lost (4)**

No.	Name	Pos.	Ht.	Wt.	Cl.	Ex.	Hometown (Last School)
75	Frank Crum	OT	6-7	315	Jr.	3L	Laramie, Wyo. (Laramie)
6	Andrew Peasley	QB	6-2	218	Gr.	1L	La Grande, Ore. (Utah State)
81	Treyton Welch	TE	6-3	241	Jr.	3L	Buffalo, Minn. (Buffalo)
11	Wyatt Wieland	WR	6-1	207	Gr.	4L	Colorado Springs, Colo. (Pine Creek)

**Defensive Starters Lost (3)**

No.	Name	Pos.	Ht.	Wt.	Cl.	Ex.	Hometown (Last School)
28	Easton Gibbs	LB	6-2	230	Jr.	3L	Temecula, Calif. (Temecula Valley)
94	Cole Godbout	NT	6-4	290	Gr.	4L	Hudson, Wis. (Hudson)
7	Jakorey Hawkins	CB	5-11	185	Sr.	1L	Montgomery, Ala. (Ole Miss)

**Special Teams Starters Lost (1)**

No.	Name	Pos.	Ht.	Wt.	Cl.	Ex.	Hometown (Last School)
39	Clayton Stewart	P	6-1	215	Gr..	2L	Flower Mound, Texas (Texas State)

All positions listed are the positions started in 2022.

## Lettermen Returning (46)

(22 Offense, 22 Defense, 2 Special Teams)

## Offensive Lettermen Returning (22)

No.	Name	Pos.	Ht.	Wt.	Cl.	Ex.	Hometown (Last School)
72	Caden Barnett	OT	6-5	310	So.	1L	Justin, Texas (Northwest)
2	Devin Boddie Jr.	WR	5-11	184	Sr.	1L	Memphis, Tenn. (Vanderbilt)
9	Alex Brown	WR	6-4	200	Gr.	4L	Spring, Texas (Klein Collins)
7	Jayden Clemons	QB	6-1	212	Sr.	1L	Lehi, Utah (University of Utah)
19	Caleb Cooley	WR	5-7	174	Sr.	3L	Chico, Calif. (Butte C.C., Calif.)
36	Caleb Driskill	FB	6-2	241	Sr.	3L	Gillette, Wyo. (Thunder Basin)
6	Jamari Ferrell	RB	5-8	194	Sr.	1L	Mission Viejo, Calif. (Saddleback C.C.)
84	John Michael Gyllenborg	TE	6-5	245	Jr.	2L	Leawood, Kan. (Rockhurst)
70	Rex Johnsen	OG	6-5	300	So.	1L	Logan, Iowa (Logan-Magnolia)
78	Wes King	OG	6-5	303	So.	1L	Appleton, Wis. (Appleton North)
3	Dawaiaian McNeely	RB	6-2	204	Sr.	3L	Ceres, Calif. (Central Catholic)
18	Caleb Merritt	WR	5-11	187	So.	1L	St. Louis, Mo. (John Burroughs)
86	Nick Miles	TE	6-5	255	Sr.	3L	Parker, Colo. (Chaparral)
83	Will Pelissier	WR	6-3	210	Gr.	3L	Big Horn, Wyo. (Big Horn)
57	Luke Sandy	COG	6-2	291	So.	1L	Elizabeth, Colo. (Legend)
8	Jaylen Sargent	WR	6-2	182	Jr.	1L	Logan, Utah (Logan)
87	Isaac Schoenfeld	TE	6-5	253	So.	1L	Rock Springs, Wyo. (Rock Springs)
22	Sam Scott	RB	6-2	228	Jr.	2L	Omaha, Neb. (Skutt Catholic)
17	Evan Svoboda	QB	6-5	245	Jr.	1L	Mesa, Ariz. (Snow C.C., Utah)
77	Nofoafia Tulafono	C	6-2	324	Sr.	4L	Victorville, Calif. (Oak Hills)
79	Jack Walsh	OG/OT	6-3	313	Jr.	2L	Palatine, Ill. (Fremd)
4	Harrison Waylee	RB	5-10	203	Sr.	1L	Johnston, Iowa (Northern Illinois)

## Defensive Lettermen Returning (22)

No.	Name	Pos.	Ht.	Wt.	Cl.	Ex.	Hometown (Last School)
13	Ian Bell	CB	6-1	186	So.	1L	La Verne, Calif. (Damien)
96	Jordan Bertagnole	DT	6-4	290	Gr.	4L	Casper, Wyo. (Natrona County)
2	Wrook Brown	N	5-11	184	Jr.	2L	Salado, Texas (Salado)
25	Cole DeMarzo	LB	6-4	239	Jr.	2L	Hilton Head, S.C. (Michigan State University)
12	Tyrecus Davis	CB	5-10	186	Sr.	1L	Greenville, Texas (Navarro C.C.)
31	Wyett Ekeler	FS	5-11	200	Sr.	2L	Windsor, Colo. (Windsor)
94	Ben Florentine	NT	6-1	276	Jr.	2L	Anaheim, Calif. (Servite)
93	DeVonne Harris	DE	6-4	240	Gr.	4L	Big Lake, Minn. (Big Lake)
54	Sabastian Harsh	DE	6-3	242	Jr.	2L	Scottsbluff, Neb. (Scottsbluff)
3	Andrew Johnson	SS	6-1	196	Jr.	1L	Cheyenne, Wyo. (Central)
4	Keany Parks	CB	6-1	168	So.	1L	Kenosha, Wis. (Bradford)
95	Caleb Robinson	DT	6-2	286	Sr.	4L	Omaha, Neb. (Burke)
33	Connor Shay	LB	6-2	232	Sr.	3L	Danville, Calif. (Monte Vista)
34	Braden Siders	DE	6-3	246	Jr.	2L	Thornton, Colo. (Ralston Valley)
55	Kevin Sjogren	DE	6-5	240	So.	1L	Palisade, Colo. (Palisade)
43	Shae Suiaunoa	LB	6-3	232	Gr.	4L	Houston, Texas (Clear Lake)
45	Read Sunn	LB/LS	6-2	231	Jr.	3L	Wasilla, Alaska (Christ School, N.C.)
49	Nic Talich	LB	6-0	215	Jr.	1L	Cody, Wyo. (Cody)
40	Tyce Westland	DE	6-5	239	Jr.	1L	Pleasanton, Neb. (Pleasanton)
42	Isaac White	SS	6-1	201	Sr.	3L	Pottstown, Pa. (Malvern Prep)
91	Jaden Williams	DT	6-4	286	RSo.	1L	Inglewood, Calif. (Campbell Hall)
44	Micah Young	LB	6-2	209	Jr.	2L	San Antonio, Texas (Southside)

## Special Teams Lettermen Returning (2)

No.	Name	Pos.	Ht.	Wt.	Cl.	Ex.	Hometown (Last School)
46	John Hoyland	PK	5-10	196	Sr.	3L	Broomfield, Colo. (Legacy)
52	Carson York	LS	6-1	207	Jr.	2L	McKinney, Texas (Rock Hill)

All positions listed are 2023 projected positions.

## Lettermen Lost (14)

(9 offense, 4 defense, 1 special teams)

## Offensive Lettermen Lost (9)

No.	Name	Pos.	Ht.	Wt.	Cl.	Ex.	Hometown (Last School)
5	Ayir Asante	WR	6-0	178	Jr.	1L	Franklin Township, N.J. (Holy Cross)
75	Frank Crum	OT	6-7	315	Jr.	3L	Laramie, Wyo. (Laramie)
16	Gunner Gentry	WR	6-3	205	Gr.	4L	Aurora, Colo. (Grandview)
21	Jeremy Hollingsworth	RB	5-9	205	Jr.	3L	Longmont, Colo. (Skyline)
20	Ryan Marquez	WR	6-1	204	Gr.	4L	Arvada, Colo. (Ponoma)
88	Colin O'Brian	TE	6-6	240	Sr.	3L	Mission Viejo, Calif. (Saddleback C.C.)
6	Andrew Peasley	QB	6-2	218	Gr.	1L	La Grande, Ore. (Utah State)
81	Treyton Welch	TE	6-3	241	Jr.	3L	Buffalo, Minn. (Buffalo)
11	Wyatt Wieland	WR	6-1	207	Gr.	4L	Colorado Springs, Colo. (Pine Creek)

## Defensive Lettermen Lost (5)

No.	Name	Pos.	Ht.	Wt.	Cl.	Ex.	Hometown (Last School)
8	Buck Coors	N	5-11	191	So.	1L	Loveland, Colo. (Resurrection Christian)
28	Easton Gibbs	LB	6-2	230	Jr.	3L	Temecula, Calif. (Temecula Valley)
94	Cole Godbout	NT	6-4	290	Gr.	4L	Hudson, Wis. (Hudson)
7	Jakorey Hawkins	CB	5-11	185	Sr.	1L	Montgomery, Ala. (Ole Miss)
90	Gavin Meyer	NT	6-4	284	Sr.	4L	Franklin, Wis. (Franklin)

## Special Teams Lettermen Lost (1)

No.	Name	Pos.	Ht.	Wt.	Cl.	Ex.	Hometown (Last School)
39	Clayton Stewart	P	6-1	215	Gr.	2L	Flower Mound, Texas (Texas State)

All positions listed are the positions played in 2022.

## BACKFIELD (14)

<i>Quarterbacks</i>			
	Ht.	Wt.	Cl.
12 Kaden Anderson	6-4	223	RFr.
13 Gage Brook	6-4	215	RFr.
17 Evan Svoboda	6-5	245	Jr.
18 Deyon Batiste	6-5	230	Fr.
<i>Running backs</i>			
	Ht.	Wt.	Cl.
3 Dawaiian McNeely	6-2	204	Sr.
4 Harrison Waylee	5-10	203	Sr.
6 Jamari Ferrell	5-8	194	Sr.
16 DJ Jones	5-11	204	Sr.
21 Nico Hamilton	5-10	200	Fr.
22 Sam Scott	6-2	228	Jr.
25 Dontae Burch	5-7	177	Fr.
<i>Fullbacks</i>			
	Ht.	Wt.	Cl.
35 Kimball Madsen	6-1	229	Jr.
36 Caleb Driskill	6-2	241	Sr.
40 Cooper Mailand	6-2	223	RFr.

## DEFENSIVE LINEMEN (18)

<i>Nose Tackles</i>			
	Ht.	Wt.	Cl.
94 Ben Florentine	6-1	276	Jr.
<i>Defensive Tackles</i>			
	Ht.	Wt.	Cl.
68 Cody Crawford	6-1	285	RFr.
91 Jaden Williams	6-4	286	So.
92 Dante Drake	6-3	261	RFr.
95 Caleb Robinson	6-2	286	Sr.
96 Jordan Bertagnole	6-4	290	Sr.
97 Lucas Samsula	6-4	285	RFr.
98 Jayden Williams	6-3	285	RFr.
99 Nathan Murphy	6-3	265	Fr.
<i>Ends</i>			
	Ht.	Wt.	Cl.
34 Braden Siders	6-3	246	Jr.
39 Eltoum Murgus	6-3	200	Fr.
40 Tyce Westland	6-5	239	Jr.
54 Sabastian Harsh	6-3	242	Jr.
55 Kevin Sjogren	6-5	240	So.
58 Jordan Turnbull	6-5	228	RFr.
59 Ethan Day	6-4	254	So.
88 Tell Wade	6-3	249	RFr.
93 DeVonne Harris	6-4	240	Sr.

## RECEIVERS (20)

<i>Wide Receivers</i>			
	Ht.	Wt.	Cl.
5 Tyler King	5-9	174	So.
8 Jaylen Sargent	6-2	182	Jr.
9 Alex Brown	6-4	200	Sr.
11 Justin Stevenson	6-1	191	RFr.
14 Kayden LaFramboise	6-4	210	RFr.
15 Chris Durr Jr.	5-10	162	Fr.
19 Caleb Cooley	5-7	174	Sr.
23 Tyler Nystrom	6-2	180	Fr.
24 Charlie Coenen	6-0	191	So.
33 Trey Olsen	6-1	185	Fr.
82 Bricen Brantley	6-3	166	RFr.
83 Will Pelissier	6-3	210	Sr.
88 Jaylan Bean	6-4	203	So.
<i>Tight Ends</i>			
	Ht.	Wt.	Cl.
80 Justin Erb	6-2	236	So.
81 Hunter Kallstrom	6-4	225	Fr.
84 John Michael Gyllenborg	6-5	245	Jr.
85 Clay Nanke	6-6	235	Jr.
86 Nick Miles	6-5	255	Sr.
87 Isaac Schoenfeld	6-5	253	So.
89 Jake Wilson	6-5	220	Fr.

## SECONDARY (24)

<i>Cornerbacks</i>			
	Ht.	Wt.	Cl.
4 Keany Parks	6-1	168	So.
7 Markie Grant	5-11	179	Fr.
8 Tyrese Boss	5-11	170	Fr.
11 Charles Williams	6-0	175	Fr.
12 Tyrecus Davis	5-10	186	Sr.
13 Ian Bell	6-1	186	So.
14 Naz Hill	6-3	175	RFr.
18 Caleb Merritt	5-11	187	So.
29 Isaac Sell	5-10	192	Jr.
<i>Free Safety</i>			
	Ht.	Wt.	Cl.
31 Wyatt Ekeler	5-11	200	Sr.
<i>Strong safety</i>			
	Ht.	Wt.	Cl.
3 Andrew Johnson	6-1	196	Jr.
21 Koa McIntyre	6-0	206	So.
42 Isaac White	6-1	201	Sr.
<i>Nickel</i>			
	Ht.	Wt.	Cl.
2 Wrook Brown	5-11	184	Jr.
17 Malique Singleton	6-0	190	So.
<i>Safety</i>			
	Ht.	Wt.	Cl.
15 David Leonard	5-11	170	Fr.
16 Bleyne Bryant	6-1	191	Fr.
20 Lafai Purcell	5-11	182	RFr.
23 Jones Thomas	6-2	195	RFr.
30 Miles Tucker	6-0	191	RFr.
32 Jevon Davis	6-0	208	Jr.
35 Nikos Varelas	5-10	191	RFr.
<i>Defensive backs</i>			
	Ht.	Wt.	Cl.
24 Drew Jackson	5-11	160	Fr.
27 Joaquin Sandoval	5-10	175	Fr.

## OFFENSIVE LINEMEN (21)

<i>Centers</i>			
	Ht.	Wt.	Cl.
57 Luke Sandy	6-2	230	So.
77 Nofoafia Tulafono	6-2	324	Sr.
<i>Guards</i>			
	Ht.	Wt.	Cl.
70 Rex Johnson	6-5	300	So.
78 Wes King	6-5	303	So.
79 Jack Walsh	6-3	313	Jr.
<i>Tackles</i>			
	Ht.	Wt.	Cl.
71 Jake Davies	6-7	286	Fr.
72 Caden Barnett	6-5	310	Jr.
76 Quinn Grovesteen-Matchey	6-6	301	Fr.
<i>Offensive Line</i>			
	Ht.	Wt.	Cl.
50 Giovanni Panozzo	6-5	265	Fr.
53 Dante Gavito	6-3	282	So.
55 Tegen Seeds	6-0	298	Fr.
60 Wyatt Walters	6-4	296	Fr.
62 Spencer Rathbun	6-4	260	Fr.
63 Braylon Jenkins	6-4	290	Fr.
64 Brandt Rice	6-5	284	Fr.
65 Nathan Geiger	6-5	265	Fr.
66 Alex Haswell	6-5	230	Fr.
69 Abraham Bangoura	6-5	290	Fr.
73 Caleb Hall	6-5	255	Fr.
74 Bryce Lotz	6-4	270	Fr.
75 Alex Conn	6-5	310	Jr.

## LINEBACKERS (11)

<i>Linebackers</i>			
	Ht.	Wt.	Cl.
6 Evan Eller	6-0	228	Sr.
25 Cole DeMarzo	6-4	239	Jr.
26 Gary Rutherford	6-1	200	Fr.
28 Adrian Onyiego	6-3	208	Fr.
33 Connor Shay	6-2	232	Sr.
43 Shae Suiatunoa	6-3	232	Sr.
44 Micah Young	6-2	209	Jr.
45 Read Sunn	6-2	231	Jr.
46 Dash Bauman	6-2	200	Fr.
49 Nic Talich	6-0	215	Jr.
51 Jack Harvey	6-1	205	Fr.

## SPECIALISTS (5)

<i>Place-kickers</i>			
	Ht.	Wt.	Cl.
46 John Hoyland	5-10	196	Sr.
47 Erik Sandvik	6-1	190	RFr.
99 Keelan Anderson	5-10	166	Fr.
<i>Place-kickers</i>			
	Ht.	Wt.	Cl.
41 Gavin Helm	6-3	180	Fr.
<i>Long Snapper</i>			
	Ht.	Wt.	Cl.
52 Carson York	6-1	207	Jr.

## Depth Chart (Prior to Colorado State)

Defense		Offense	
<b>Cornerbacks</b>		<b>Quarterbacks</b>	
12	Tyrecus Davis (5-10, 188, Sr., Greenville, Texas)	12	Kaden Anderson (6-4, 221, RFr., Southlake, Texas)
13	Ian Bell (6-1, 191, So., La Verne, Calif.)	17	Evan Svoboda (6-5, 245, Jr., Mesa, Ariz.)
<b>Free Safeties</b>		<b>Running Backs</b>	
31	Wyett Ekeler (5-11, 210, Sr., Windsor, Colo.)	22	Sam Scott (6-2, 230, Jr., Omaha, Neb.) <b>Or</b>
21	Koa McIntyre (6-0, 210, So., Fremont, Neb.)	4	Harrison Waylee (5-10, 212, Sr., Johnston, Iowa) <b>Or</b>
<b>Strong Safeties</b>		6	Jamari Ferrell (5-8, 200, Sr., Mission Viejo, Calif.)
42	Isaac White (6-1, 201, Sr., Pottstown, Pa.)	<b>Wide Receivers (X)</b>	
3	Andrew Johnson (6-1, 200, Jr., Cheyenne, Wyo.)	83	Will Pelissier (6-3, 211, Gr., Big Horn, Wyo.)
<b>Cornerbacks</b>		11	Justin Stevenson (6-1, 192, RFr., Katy, Texas)
4	Keaney Parks (6-1, 190, So., Kenosha, Wis.)	<b>Wide Receivers (Z)</b>	
7	Markie Grant (5-11, 166, Fr., Houston, Texas)	8	Jaylen Sargent (6-2, 187, Jr., Logan, Utah)
<b>Nickel Backs</b>		11	Justin Stevenson (6-1, 192, RFr., Katy, Texas)
2	Wrook Brown (5-11, 187, Jr., Salado, Texas)	<b>Slot Receiver</b>	
17	Malique Singleton (6-0, 194, So., East Anchorage, Alaska)	15	Chris Durr, Jr. (5-10, 171, Fr., Chicago, Ill.)
18	Caleb Merritt (5-11, 190, So., St. Louis, Mo.)	24	Charlie Coenen (6-0, 184, So., Chanhassen, Minn.)
<b>Middle (MIKE) Linebacker</b>		<b>Tight Ends (Y)</b>	
43	Shae Suaiaunoa (6-3, 231, Gr., Houston, Texas)	84	John Michael Gyllenborg (6-5, 247, Jr., Leawood, Kan.)
45	Read Sunn (6-2, 231, Jr., Wasilla, Alaska)	86	Nick Miles (6-5, 255, Sr., Parker, Colo.)
<b>Weak-Side (WILL) Linebackers</b>		<b>Left Tackles</b>	
33	Connor Shay (6-2, 232, Sr., Danville, Calif.)	71	Jake Davies (6-7, 295, RFr., Yorkville, Ill.)
25	Cole DeMarzo (6-4, 240, Jr., Hilton Head, S.C.)	50	Giovanni Panozzo (6-5, 275, Fr., Arvada, Colo.)
<b>Defensive Ends</b>		<b>Left Guards</b>	
93	DeVonne Harris (6-4, 235, Gr., Big Lake, Minn.)	79	Jack Walsh (6-3, 312, Jr., Palatine, Ill.)
88	Tell Wade (6-3, 249, RFr., Wray, Colo.)	76	Quinn Grovesteen-Matchey (6-6, 305, RFr., Evansville, Wis.)
<b>Nose Tackles</b>		<b>Centers</b>	
94	Ben Florentine (6-1, 281, Jr., Anaheim, Calif.)	77	Nofoafia Tulafono (6-2, 325, Sr., Victorville, Calif.)
92	Dante Drake (6-2, 285, So., Robinson, Texas)	70	Rex Johnsen (6-5, 296, So., Logan, Iowa)
98	Jayden Williams (6-3, 290, RFr., Bryan, Texas)	<b>Right Guards</b>	
<b>Defensive Tackles</b>		70	Rex Johnsen (6-5, 296, So., Logan, Iowa)
96	Jordan Bertagnole (6-4, 295, Gr., Casper, Wyo.)	76	Quinn Grovesteen-Matchey (6-6, 305, RFr., Evansville, Wis.)
91	Jaden Williams (6-4, 290, So., Inglewood, Calif.)	<b>Right Tackles</b>	
<b>Defensive Ends</b>		72	Caden Barnett (6-5, 305, Jr., Justin, Texas)
40	Tyce Westland (6-5, 240, Jr., Pleasanton, Neb.)	63	Braylon Jenkins (6-4, 290, Fr. West Des Moines, Iowa)
59	Ethan Day (6-4, 255, So., Copperopolis, Calif.)	<b>Return Specialists</b>	
<b>Specialists</b>		<b>Punt Returners</b>	
<b>Place-kickers (Field Goals/PATs)</b>		19	Caleb Cooley (5-7, 178, Sr., Chico, Calif.)
46	John Hoyland (5-10, 200, Sr., Broomfield, Colo.)	15	Chris Durr, Jr. (5-10, 171, Fr., Chicago, Ill.)
47	Erik Sandvik (6-1, 193, RFr., Steamboat Springs, Colo.)	<b>Kickoff Returners</b>	
<b>Place-kickers (Kickoffs)</b>		18	Caleb Merritt (5-11, 190, So., St. Louis, Mo.)
46	John Hoyland (5-10, 200, Sr., Broomfield, Colo.)	4	Keaney Parks (6-1, 190, So., Kenosha, Wis.)
47	Erik Sandvik (6-1, 193, RFr., Steamboat Springs, Colo.)	<b>Long Snappers</b>	
<b>Punters</b>		52	Carson York (6-1, 215, Jr., McKinney, Texas)
41	Jack Culbreath (6-4, 235, Gr., Charlottesville, Va.)	45	Read Sunn (6-2, 231, Jr., Wasilla, Alaska)
43	Gavyn Helm (6-3, 210, Fr., Windsor, Colo.)		
<b>Holder</b>			
41	Jack Culbreath (6-4, 235, Gr., Charlottesville, Va.)		

## Jay Sawvel

(Mount Union '93)  
Head Coach, University of Wyoming

Jay Sawvel was introduced by University of Wyoming Athletics Director Tom Burman as the new head coach of the Wyoming Cowboys on Dec. 6, 2023. He officially replaced Craig Bohl following Wyoming's bowl victory against Toledo in the Barstool Sports Arizona Bowl on Dec. 30.

"Jay has done a masterful job in his time at Wyoming building strong relationships with players and staff," Burman said. "His defense embodies Wyoming's culture in that we play physical, disciplined and with passion."

Sawvel is the 33rd coach in Wyoming history and served as the team's defensive coordinator and safeties coach since February of 2020. Over his career, he has been part of 21 teams who advanced to postseason play, including 14 bowl appearances and seven NCAA Playoff appearances.

"His vision on the future of Cowboy Football energized me and I feel he will help us reach a Mountain West Championship in the near future," Burman said.

Sawvel has learned from some of the top minds in college football history. Some of the names include Craig Bohl, Lou Holtz, Roy Kidd and Jerry Kill. Of the seven head coaches that Sawvel has worked for, the group owns over 1,200 wins.

"I'm excited and honored to be the next head football coach at the University of Wyoming," Sawvel said. "I have loved working and learning under head coach Craig Bohl for the last four years. The infrastructure Coach Bohl has put into this program makes me very excited to be

the next leader of this program."

In 2023, the Pokes would win nine games, as it was Wyoming's first nine-win season since 1996 when UW posted a 10-2 season. The Cowboy defense ranked No. 26 in the nation in turnovers gained, which ranked third in the MW. The Cowboys rank seventh in the nation with 11 fumble recoveries. The Wyoming defense ranks No. 24 in the nation in fewest yards allowed per pass attempts. Sawvel's 2023 defense ranks No. 2 in the Mountain West Conference in scoring defense (allowing only 22.3 points per game) and ranks No. 3 in the MW in total defense (allowing opponents only 357.8 yards per game).

Linebacker Easton Gibbs, a first-team All-MW selection finished the 2023 regular season averaging 8.8 tackles per game to rank No. 4 in the Mountain West and No. 29 in the nation. Gibbs recorded over 360 tackles as a Cowboy to rank in the top-10 in school history. He signed as a priority free agent with Seattle Seahawks in April. Defensive tackle Jordan Bertagnole, was a second-team All-MW selection ranking No. 3 among all Mountain West defensive linemen in tackles this season, averaging 4.3 tackles per game. Safety Wyatt Ekeler ranked third on the Cowboy team in tackles this season with 77 and

ranked No. 9 among MW defensive backs in tackles, averaging 5.9 per game. Ekeler was twice named MW Defensive Player of the Week in 2023 and was an honorable mention All-MW selection.

Sawvel's 2022 defense ranked No. 2 in the Mountain West and No. 21 in the nation in sacks, averaging 2.85 per game. His defense



Sawvel was named the 33rd head coach in Cowboy history in December

also ranked No. 2 in the MW and No. 33 in the FBS in defensive touchdowns scored, with two. Sawvel's defense featured three All-MW honorees as selected by coaches and media. Those three were: Easton Gibbs (LB), who earned First Team All-MW; and defensive end DeVonne Harris and cornerback Cam Stone, who both earned Honorable Mention honors. Phil Steele's All-MW team included: Gibbs and Stone on his First Team; defensive tackle Jordan Bertagnole on his Second Team; and Harris on Steele's Fourth Team. Freshman defensive end Braden Siders was also named an Honorable Mention Freshman All-American by College Football News.

The Wyoming Cowboys entered the 2022 college football season as the fourth youngest team in the country. But given that, the Cowboys went on to record a 7-6 record, finish second in the Mountain West Conference Mountain Division and earn a spot in the Barstool Sports Arizona Bowl. Along the way the '22 Pokes defeated rivals Air Force, Colorado State, Hawai'i, Utah State and American Athletic Conference member Tulsa. Wyoming's 7-6 record gave them their fifth winning season in the past seven seasons.

The Cowboy defense in 2021 was one of the top pass defenses in the nation. Wyoming allowed opponents only 189.8 passing yards per game to rank No. 1 in the Mountain West and No. 12 in the nation. The Cowboy defense was also No. 13 in the nation in defensive touchdowns scored, with three. Wyoming held opponents to 23.7 points per game in the 2021 season to rank No. 5 in the MW and No. 43 in the country out of 130 FBS programs. The Cowboys posted a 7-6 record and won their



third consecutive bowl game, with a convincing 52-38 win over Kent State in the Famous Idaho Potato Bowl.

Linebacker Chad Muma was one of six national finalists for the Butkus Award in 2021. Muma earned Second Team All-America honors from the Walter Camp Football Foundation and Pro Football Focus and was a Third Team selection by Associated Press. He was selected as the Sixth Pick in the Third Round (70th overall) by the Jacksonville Jaguars in the 2022 NFL Draft. Sawvel also had six of his defenders earn All-Mountain West Conference honors in 2021. Muma was a First Team selection (MW Coaches/Media and Pro Football Focus), cornerback C.J. Coldon (Second Team MW Coaches/Media), nose tackle Cole Godbout (Second Team Pro Football Focus and Honorable Mention MW Coaches/Media), cornerback Azizi Hearn (Second Team Pro Football Focus), defensive end Garrett Crall (Honorable Mention MW Coaches/Media), linebacker Easton Gibbs (Honorable Mention Pro Football Focus).

In his first season guiding the Wyoming defense as defensive coordinator in 2020, the Cowboys were among the best in the country, ranking No. 16 in the nation in total defense, allowing opponents only 328.0 yards per game. UW's defense also ranked No. 21 in rushing defense (125.3 yards per game), No. 24 in scoring defense (21.0 points per game) and No. 29 in pass defense (202.7 yards per game). Three of his Cowboy defenders earned All-Conference recognition in 2020. Junior linebacker Chad Muma earned First Team All-Mountain West honors from MW head coaches and media. Senior free safety Esaias Gandy earned Honorable Mention honors from the conference head coaches and media, and sophomore cornerback C.J. Coldon earned Fourth Team All-MW from Phil Steele. Before coming to Wyoming, Sawvel served as the defensive coordinator at Wake Forest University in 2017 and '18. He was named the defensive coordinator at Wake Forest in January 2017 and helped the Deacons to the 2017 Belk Bowl. During his first season at the helm of the Wake Forest defense, the Deacons set school records for tackles for loss in a single season and finished the season ranked No. 7 nationally in tackles for loss.

As the cornerbacks coach in 2017, Sawvel coached Essang Bassey, who set a sophomore school record with 19 passes defended and earned Honorable Mention All-ACC honors.

Prior to coaching at Wake Forest, Sawvel served



**Over his career, he has been part of 21 teams who advanced to postseason play, including 14 bowl appearances and seven NCAA Playoff appearances.**

as the defensive coordinator at the University of Minnesota where he constructed a Top 25 ranked defense and helped the Gophers to their best record in 13 seasons in 2016. Minnesota posted a 9-4 record in 2016 and defeated Washington State, 17-12, in the Holiday Bowl. In the Holiday Bowl victory, Minnesota held Washington State's explosive passing offense to just 264 yards, 86 yards below its average, and held the Cougars to their lowest point total of the season.

Sawvel spent six seasons as an assistant at Minnesota. He was the defensive backs and special teams coach from 2011 to 2015. After Jerry Kill's retirement as the head coach at Minnesota, Tracy Claeys was elevated to head coach and Sawvel became the Gophers' defensive coordinator.

Under Sawvel's direction, the 2016 Golden Gopher defense was ranked in the Top 25 in a number of defensive categories including: rushing defense (14th), turnover margin (18th), scoring defense (21st), total defense (21st) and sacks (22nd). In addition, Minnesota ranked 27th nationally in team pass efficiency defense. Sawvel has helped develop several players who went on to play in the NFL. In 2015, two of his players at Minnesota, Eric Murray and Brian Boddy-Calhoun, earned opportunities in the NFL. Murray was a fourth round pick of the Kansas City Chiefs while Boddy-Calhoun signed with the Jacksonville Jaguars as a free agent. In 2014, both Murray and Boddy-Calhoun were named to the All-Big Ten Team following a season in which the Gophers were 18th in the nation in pass defense.

Brock Vereen, a 2014 First Team All-Big Ten se-

lection and another one of Sawvel's pupils, was drafted in the fourth round of the NFL Draft by the Chicago Bears.

For three seasons from 2014 through 2016, Sawvel had at least one of his secondary players selected in the NFL Draft. Sawvel was part of teams that advanced to four conference championships as a collegiate coach.

Prior to his time at Minnesota, he served as the defensive backs coach on Kill's coaching staff at Northern Illinois for three seasons from 2008-10. As secondary coach at Northern Illinois, he mentored Jimmie Ward, a first round pick of the San Francisco 49ers.

Sawvel was a member of the Southern Illinois staff under Kill for seven seasons from 2001-07, working with the secondary and special teams. His first full-time coaching position came at Ferris State for two seasons from 1999-2000, where he coached the defensive backs and special teams.

Sawvel was a three-year letterwinner and an All-Conference linebacker in 1993 at Division III power Mount Union. He earned a bachelor's degree in 1993 in sports management with minors in business administration, information systems and physical education. He began his coaching career as a graduate assistant at Eastern Kentucky in 1994 and moved to Notre Dame as a graduate assistant coach for the 1996-98 seasons. Sawvel owns master's degrees from both Eastern Kentucky and Notre Dame, where he completed his master's in administration.

Sawvel has two daughters, Mackenzie and Miranda.

## Jay Sawvel's Coaching Experience

### Year-by-Year Coaching History

2024-Pres.	Wyoming	Head Coach
2020-2024	Wyoming	Defensive Coordinator/Safeties
2017-18	Wake Forest	Defensive Coordinator/Cornerbacks
2016	Minnesota	Defensive Coordinator/Secondary
2011-15	Minnesota	Secondary/Special Teams
2008-10	N. Illinois	Secondary/Special Teams
2001-07	S. Illinois	Secondary/Special Teams
1999-2000	Ferris State	Secondary/Special Teams
1996-98	Notre Dame	Graduate Assistant
1994-95	E. Kentucky	Graduate Assistant

## Postseason Experience

2022	Wyoming	Arizona Bowl
2021	Wyoming	Famous Idaho Potato Bowl Champions
2017	Wake Forest	Belk Bowl Champions
2016	Minnesota	Holiday Bowl Champions
2015	Minnesota	Quick Lane Bowl Champions
2014	Minnesota	Buffalo Wild Wings Citrus Bowl
2013	Minnesota	Texas Bowl
2012	Minnesota	Texas Bowl
2010	Northern Illinois	Humanitarian Bowl Champions
2009	Northern Illinois	International Bowl
2008	Northern Illinois	Independence Bowl
2007	Southern Illinois	FCS Semifinals
2006	Southern Illinois	FCS Quarterfinals
2005	Southern Illinois	FCS Quarterfinals
2004	Southern Illinois	FCS First Round
2003	Southern Illinois	FCS First Round
1998	Notre Dame	Gator Bowl
1997	Notre Dame	Independence Bowl
1995	Eastern Kentucky	FCS First Round



**Jay Sawvel**

Career Profile

Coaching Experience	
Years at Wyoming:	4th
Years as a College Coach:	29th
Personal	
Children:	Mackenzie and Miranda
Education	
Notre Dame '99	Master's in Administration
Eastern Kentucky '95	Master's Degree
Mount Union '93	Bachelor's in Sports Management
Playing Experience	
Mount Union	Linebacker, 1989-93

## Jay Sawvel's Career Coaching History

### College Head-Coaching Record

Season	School	Overall Record			Conference Record			Conference %	Postseason Finish	Appearance
		W	L	%	W	L	%			
2024	Wyoming	2	7	.222	2	3	.400			

Record as Head Coach (First Season )

### College Assistant-Coaching Record

Season	School	Overall Record		Postseason
		W	L	
2023	Wyoming (Def. Cord./S)	9	4	Arizona Bowl
2022	Wyoming (Def. Cord./S)	7	6	Arizona Bowl
2021	Wyoming (Def. Cord./S)	7	6	Idaho Potato Bowl
2020	Wyoming (Def. Cord./S)	2	4	
2017	Wake Forest (Def. Cord./CB)	8	5	Belk Bowl
2016	Minnesota (Def. Cord./S)	9	4	Holiday Bowl
2015	Minnesota (Secondary/ST)	6	7	Quick Lane Bowl
2014	Minnesota (Secondary/ST)	8	5	Buffalo Wild Wings Citrus Bowl
2013	Minnesota (Secondary/ST)	8	5	Texas Bowl
2012	Minnesota (Secondary/ST)	6	7	Texas Bowl
2011	Minnesota (Secondary/ST)	3	9	
2010	Northern Ill. (Secondary/ST)	11	3	Humanitarian Bowl
2009	Northern Ill. (Secondary/ST)	7	6	International Bowl
2008	Northern Ill. (Secondary/ST)	6	7	Independance Bowl
2007	Southern Ill. (Secondary/ST)	12	2	FCS Semifinals
2006	Southern Ill. (Secondary/ST)	9	4	FCS Playoffs Quarterfinals
2005	Southern Ill. (Secondary/ST)	9	4	FCS Playoffs Quarterfinals
2004	Southern Ill. (Secondary/ST)	10	2	FCS Playoffs First Round
2003	Southern Ill. (Secondary/ST)	10	2	FCS Playoffs First Round
2002	Southern Ill. (Secondary/ST)	4	8	
2001	Southern Ill. (Secondary/ST)	1	10	
2000	Ferris State (Secondary/ST)	5	6	
1999	Ferris State (Secondary/ST)	7	3	
1998	Notre Dame (GA)	9	3	Gator Bowl
1997	Notre Dame (GA)	7	6	Independance Bowl
1996	Notre Dame (GA)	8	3	
1995	Eastern Kentucky (GA)	10	3	FCS Playoffs First Round
1994	Eastern Kentucky (GA)	9	3	FCS Playoffs Quarterfinals

Record as Assistant Coach (29 years) 199 137

Overall Record as a Head Coach 2-7(.222), 1st Season

Overall Record as a College Assistant Coach 199-137 (.589) in 29 seasons



## COACHING STAFF



**Associate Head Coach/  
Offensive Pass-Game  
Coordinator/Wide  
Receivers**

Two FBS National Championships.  
19 postseason appearances as a coach, including seventeen bowl games and four Orange Bowl appearances as a coach.  
\* On Field on Gameday

**MIKE  
GRANT**



**Offensive Coordinator/  
Quarterbacks**

He is entering his 29th season as a coach.  
Helped lead Michigan State to the 2021 Peach Bowl and was on staff at Georgia for the College Football Playoff Championship.  
Has coached or played in 15 postseasons. He led Northern Iowa to three FCS Playoffs as a player.  
\* Coaches Booth on Gameday

**JAY JOHNSON**



**Defensive Coordinator/  
Linebackers**

Five total postseason appearances as a coach all three resulting in bowl victories at Wyoming.  
Coached Easton Gibbs and Chad Muma, both are currently in the NFL.  
\* Coaches Booth on Gameday

**AARON  
BOHL**



**Co-Special Teams  
Coordinator/Cornerbacks**

22 years of college coaching experience.  
Three postseason appearances as a coach.  
\* On Field on Gameday


**BENNY  
BOYD**



**Executive Director of  
Recruiting/Running Backs**

Two FCS National Championships.  
Nine total postseason appearances as a coach, including four bowl appearances and three bowl wins.  
\* On Field on Gameday

**GORDIE  
HAUG**



**Defensive Ends**

Four postseason appearances as a coach.  
Helped coach Illinois State to the Quarterfinals of the 2019 FCS Playoffs.  
Coached Montana to the Second Round of the 2015 FCS Playoffs.  
Assistant on Colorado School of Mines staff that earned a First Round bid to the 2014 NCAA Division II Playoffs.  
Only current Wyoming coach to have played for the Cowboys (2008-11)  
\* On Field on Gameday

**BRIAN  
HENDRICKS**



**Co-Special Teams  
Coordinator/Tight Ends/  
Fullbacks**

Three FCS Playoff appearances.  
Four bowl game appearances at Wyoming and two bowl wins.  
Head-coaching experience at Wyoming Cavalry of the Indoor Football League.  
\* On Field on Gameday

**SHANNON  
MOORE**



**Defensive Tackles**

18 Bowl Appearances in his career in 25 years of experience. Also one appearance in FCS Playoffs.  
Has coached in postseason in 12-straight seasons.  
Coached First Round pick Larry English at Northern Illinois.  
English was selected 16th by San Diego Chargers.  
\* Coaches Booth on Gameday

**JEFF PHELPS**



**Offensive Line**

11 bowl appearances as a coach.  
Part of a Northern Illinois coaching staff that guided the Huskies to the Orange Bowl at the conclusion of the 2012 season, which was part of the Bowl Championship Series (BCS).  
Cowboys were named to Joe Moore Awards Mid-Season watchlist in 2023.  
\* On Field on Gameday

**JOE  
TRIPODI**



**Associate Athletics  
Director for Football  
Operations**

Six total postseason appearances as a coach, including one bowl appearance.  
As the Colorado School of Mines offensive coordinator, his 2016 and 2018 teams led the nation in total offense.  
He coached the 2016 NCAA Division II National Player of the Year in Harlon Hill Award winner, quarterback Justin Dvonak.

**NICK  
FULTON**



**Director of Player  
Personnel**

Named Director of Player Personnel at University of Wyoming in January 2023. Director of Player Personnel at University of Central Florida (UCF) in 2022.  
Assistant Director of Player Personnel at University of Florida from 2018-21.  
Personnel Quality Control at University of Arkansas in 2017.  
Recruiting Specialist at University of Arkansas 2014-16.

**KIRBY  
O'MEARA**



**Director of Sports  
Performance/  
Head Football Strength and  
Conditioning Coach**

He is entering his 15th season as a coach. He is in his seventh season at Wyoming.  
Donoval has led his teams to 12 bowl appearances including last season's Arizona Bowl title.

**ERIC  
DONOVAL**



**Box Score (Final)**  
**The Automated ScoreBook**  
 Wyoming vs Arizona St. (Aug 31, 2024 at Tempe, Arizona)

Score by Quarters	1	2	3	4	Total
Wyoming	0	0	0	7	7
Arizona St.	17	10	21	0	48

Qtr	Time	Scoring play
1st	14:19	ASU - Fiaseu,Zyrus 29 yd INT: INT: (Hershey,Ian kick), 2-1 0:41
	06:19	ASU - Hershey,Ian 29 yd field goal, 7-30 3:42
	00:00	ASU - Brooks,DeCarlos 8 yd run (Hershey,Ian kick), 10-72 5:00
2nd	09:47	ASU - Skattebo,Cam 3 yd run (Hershey,Ian kick), 7-43 3:14
	04:28	ASU - Hershey,Ian 24 yd field goal, 8-52 3:23
3rd	11:03	ASU - Metayer,Chamon 25 yd pass from (Hershey,Ian kick), 9-75 3:57
	06:07	ASU - Wodtly,Justin 6 yd FUMB: FUMB: (Hershey,Ian kick), 2--14 0:38
	03:34	ASU - Brown,Kyson 68 yd pass from (Hershey,Ian kick), 3-67 1:46
4th	00:02	WYO - Durr,Chris 3 yd pass from (Hoyland,John kick), 9-74 2:14

	WYO	ASU
<b>FIRST DOWNS</b>	8	27
<b>RUSHES-YARDS (NET)</b>	32-40	49-241
<b>PASSING YDS (NET)</b>	78	258
Passes Att-Comp-Int	20-10-2	22-14-0
<b>TOTAL OFFENSE PLAYS-YARDS</b>	52-118	71-499
Fumble Returns-Yards	0-0	0-0
Punt Returns-Yards	0-6	0-38
Kickoff Returns-Yards	3-51	1-0
Interception Returns-Yards	0-0	2-47
Punts (Number-Avg)	8-47.0	2-46.0
Fumbles-Lost	2-1	0-0
Penalties-Yards	7-65	4-30
Possession Time	22:56	37:04
Third-Down Conversions	3 of 13	8 of 15
Fourth-Down Conversions	1 of 1	1 of 1
Red-Zone Scores-Chances	1-1	4-5
Sacks By: Number-Yards	2-0	3-0

**RUSHING:** Wyoming-Jones,D.J. 17-43; Scott,Sam 5-26; Boddie,Devin 1-2; Ferrell,Jamari 1-0; Anderson,Kaden 1-0; TEAM 1-minus 1; Svoboda,Evan 6-minus 30. Arizona St.-Skattebo,Cam 11-49; Brooks,DeCarlos 6-47; Leavitt,Sam 8-47; Brown Jr.,Jason 4-33; Brown,Kyson 6-25; McCaskill,Alton 7-17; Sims,Jeff 3-15; Eusebio,Derek 1-5; Smith,Jake 1-3; Tyson,Jordyn 1-1; Peat,Keona 1-minus 1.

**PASSING:** Wyoming-Svoboda,Evan 6-15-2-42; Anderson,Kaden 4-5-0-36. Arizona St.-Leavitt,Sam 14-22-0-258.

**RECEIVING:** Wyoming-Durr,Chris 3-16; Miles,Nick 2-11; King,Tyler 1-23; Boddie,Devin 1-12; Schoenfeld,Isaa 1-7; Jones,D.J. 1-5; Ferrell,Jamari 1-4. Arizona St.-Tyson,Jordyn 4-49; Smith,Jake 3-47; Brown,Kyson 2-73; Metayer,Chamon 2-32; Stovall,Melquan 1-28; Skattebo,Cam 1-17; Guillory,Xavier 1-12.

**INTERCEPTIONS:** Wyoming-None. Arizona St.-Fiaseu,Zyrus 1-29; Elliott,Keyshau 1-18.

**FUMBLES:** Wyoming-TEAM 1-0; Svoboda,Evan 1-1. Arizona St.-None.

Wyoming (0-1) vs. Arizona St. (1-0)  
 Date: Aug 31, 2024 • Site: Tempe, Arizona • Stadium: Sun Devil Stadium  
 Attendance: 48108

**TACKLES (UA-A):** Wyoming-White,Isaac 6-3; Ekeler,Wyett 5-4; Shay,Connor 5-3; Davis,Tyrecus 5-1; Harsh,Sabastian 4-2; Brown,Wrook 3-2; Williams,Jayden 4-0; Williams,Jaden 0-4; Westland,Tyce 3-0; Suaunoa,Shae 2-1; Parks,Keany 2-1; Johnson,Andrew 0-3; Erb,Justin 1-1; DeMarzo,Cole 1-1; Florentine,Ben 1-1; Siders,Braden 1-1; Bertagnole,Jord 0-2; Day,Ethan 0-2; Harris,DeVonne 1-0; Pelissier,Will 1-0; Drake,Dante 1-0. Arizona St.-Elliott,Keyshau 3-4; Rowser,Myles 4-1; Thunderbird,KV 2-2; Martin,Cole 3-0; Simmons,Shamari 1-2; Abney II,Keith 1-2; Fiaseu,Zyrus 1-2; Smith,Clayton 1-2; Bradley,Keontez 2-0; Warren,Montana 2-0; O'Neal,Elijah 1-1; Wodtly,Justin 0-2; Robinson,Javan 1-0; Fite,C.J. 1-0; Bimage Jr.,Rodn 1-0; Welch,Laterranc 1-0; Deeter,J.P. 1-0; Wilson,Kamari 1-0; Lono-Wong,Blaze 1-0; Hughes,Martell 0-1; Clark,Jeffery 0-1; Jackson,Krew 0-1; Shewell,Ian 0-1; Smith III,Alber 0-1; Symons,Chance 0-1; Swanson,Zac 0-1; Kongaika,Jacob 0-1.

**RECAP:** A pair of early turnovers were too much for the Cowboys to overcome in a 48-7 loss to Big-12 foe Arizona State in the 2024 season opener inside Mountain America Stadium in Tempe, Ariz. on Saturday evening. It was the first meeting between the two schools since 1977.

Arizona State recorded 499 yards of total offense in the contest and held Wyoming to only 118 yards of total offense. ASU passed for 258 yards and recorded 27 first downs in the game and did not record a turnover in the contest.

Wyoming's offense was paced by 43 yards by DJ Jones at running back. Sam Scott added 26 yards on the ground. Chris Durr Jr. added a team-high three catches and a touchdown for quarterback Kaden Anderson.. Tight end Nick Miles added a career-high two catches. The Cowboy defense was led by safeties Isaac White and Wyatt Ekeler each added nine tackles.

Sun Devil quarterback Sam Leavitt added 258 yards passing with two scores. He also added 47 yards rushing.

**OFFENSIVE NOTES**

- Quarterback Evan Svoboda made his second career start. He also earned a start on the road at top-25 Texas last season.
- Running back DJ Jones made his first career start in the Brown and Gold.
- Jones rushed for 43 yards on 17 carries
- Wide receiver Chris Durr recorded a catch in the first half. It was the first of his career. He also caught a touchdown in the fourth quarter for the first of his career. He led the team with three catches for 16 yards.
- Tight end Nick Miles recorded a career-high two catches on the night

**DEFENSIVE NOTES**

- Defensive end Braden Siders recorded a sack in the second quarter for the 11th of his career.
- Defensive end Tyce Westland recorded a sack, his first of the season and the first for UW this season in the first quarter. It was the first solo sack of his career.
- Safety Issac White recorded nine tackles along with his tandem partner Wyatt Ekeler also added nine tackles.
- Cornerback Tyrecus Davis added six tackles.
- Linebacker Connor Shay recorded a career-high eight tackles.

**SPECIAL TEAM NOTES**

- Punter Jack Culbreath made his debut for the Cowboys. He punted the ball eight times averaging 47 yards per punt with three of 50 or more.



**Box Score (Final)**  
**The Automated ScoreBook**  
 Idaho vs Wyoming (Sep 07, 2024 at Laramie, Wyoming)

Score by Quarters	1	2	3	4	Total
Idaho	7	10	0	0	17
Wyoming	10	0	0	3	13

**Qtr Time Scoring play**

1st	12:50	WYO - Hoyland,John 48 yd field goal, 6-44 2:10
	06:36	VANDALS - Cummings,Elisha 3 yd run (Pope,Cameron kick), 7-37 3:57
	02:06	WYO - Boddie,Devin 20 yd pass from (Hoyland,John kick), 9-72 4:23
2nd	11:33	VANDALS - Cox,Jake 2 yd pass from (Pope,Cameron kick), 10-75 5:33
	04:40	VANDALS - Pope,Cameron 49 yd field goal, 7-32 3:43
4th	14:57	WYO - Hoyland,John 22 yd field goal, 8-45 3:29

	VANDALS	WYO
<b>FIRST DOWNS</b>	14	16
<b>RUSHES-YARDS (NET)</b>	39-124	43-144
<b>PASSING YDS (NET)</b>	101	126
Passes Att-Comp-Int	21-12-0	26-10-0
<b>TOTAL OFFENSE PLAYS-YARDS</b>	60-225	69-270
Fumble Returns-Yards	0-0	0-0
Punt Returns-Yards	0-5	0-5
Kickoff Returns-Yards	1-29	1-28
Interception Returns-Yards	0-0	0-0
Punts (Number-Avg)	6-41.7	5-39.4
Fumbles-Lost	1-0	2-1
Penalties-Yards	11-73	9-70
Possession Time	31:20	28:40
Third-Down Conversions	1 of 13	6 of 16
Fourth-Down Conversions	2 of 4	1 of 2
Red-Zone Scores-Chances	2-2	2-2
Sacks By: Number-Yards	4-0	1-0

**RUSHING:** Idaho-Thomas,Nate 15-64; Cummings,Elisha 16-52; Peters,Orion 1-5; Wagner,Jack 6-5; TEAM 1-minus 2. Wyoming-Jones,D.J. 17-80; Svoboda,Evan 14-45; Stevenson,Justi 1-16; Ferrell,Jamari 7-13; McNeely,Dawaiia 1-4; Pellissier,Will 1-3; Scott,Sam 1-minus 2; TEAM 1-minus 15.

**PASSING:** Idaho-Wagner,Jack 12-21-0-101. Wyoming-Svoboda,Evan 10-24-0-126; TEAM 0-1-0-0; Anderson,Kaden 0-1-0-0.

**RECEIVING:** Idaho-Dwyer,Jordan 6-66; Hamper,Mark 2-34; Cox,Jake 2-4; Cummings,Elisha 1-3; Williams,Art 1-minus 6. Wyoming-Boddie,Devin 2-34; Ferrell,Jamari 2-22; Scott,Sam 2-18; Pellissier,Will 1-38; Miles,Nick 1-9; Brown,Alex 1-6; Jones,D.J. 1-minus 1.

**INTERCEPTIONS:** Idaho-None. Wyoming-None.

**FUMBLES:** Idaho-Cummings,Elisha 1-0. Wyoming-Svoboda,Evan 1-0; TEAM 1-1.

Idaho (1-1) vs. Wyoming (0-2)  
 Date: Sep 07, 2024 • Site: Laramie, Wyoming • Stadium: Jonah Field at War M  
 Attendance: 25070

Kickoff time: 1:35pm • End of Game: 4:47pm • Total elapsed time: 03:12  
 Officials: Referee: Hardin,Scott; Umpire: Tucker,Rod; Linesman: Marks,Rob;  
 Line judge: Kuntz,Jack; Back judge: Wirfel,Brian; Field judge: Smith,Toreland;  
 Side judge: Moku,Duane;

**TACKLES (JA-A):** Idaho-Eck,Jaxton 6-3; Williams,Abraha 5-2; Johnson,Zach 2-3; Beachem,Kyrin 3-1; James-Newby,Key 3-1; Slayton,Xavier 2-2; Afalava,Dallas 2-1; McCormick,Tommy 2-1; Marshall,Andrew 1-2; Notice,Aamarii 1-2; Beard,Ethan 2-0; Lee,Julian 2-0; Brown,Sam 1-1; John,Hayden 0-2; King,Isiah 0-2; Krotzer,Zach 1-0; Williams,Malaka 1-0; Thomas Jr.,Corr 1-0; Larmond,Jahkari 1-0; Hepburn,Cruz 1-0; Barnes,Syrr 1-0; McDougle,Dwayne 1-0; Fisher,Spencer 1-0; Layne,Dylan 0-1. Wyoming-Suiaunoa,Shae 5-5; Parks,Keany 4-1; Shay,Connor 4-1; Harsh,Sabastian 3-2; Siders,Braden 3-2; Johnson,Andrew 3-2; Florentine,Ben 4-0; Ekeler,Wyett 3-1; Brown,Wrook 2-1; Williams,Jayden 2-0; Davis,Tyreus 2-0; Day,Ethan 1-1; Bertagnole,Jord 0-2; Erb,Justin 1-0; Nystrom,Tyler 1-0; Westland,Tyce 0-1; Young,Micah 0-1; Eller,Evan 0-1; Harvey,Jack 0-1.

**RECAP:** The Wyoming Cowboys (0-2 Overall) dropped a 17-13 contest to Idaho (1-1 overall) in the home opener inside War Memorial Stadium on Saturday afternoon in Laramie. It marked the first Sell Out in War Memorial Stadium since the Pokes hosted Nebraska in 2011 with 25,070 fans entering the stadium.

Wyoming's defense held the Vandals in check in the second half allowing only 80 yards of total offense, as UW held the Vandals to 225 yards for the game. Wyoming recorded 270 yards of total offense with 144 yards on the ground and 126 through the air. The Cowboys held Idaho to 1-of-13 on third down but were hindered by nine penalties in the contest.

The Pokes got off to an early lead with a field goal from John Hoyland, as he tied the school record of Cooper Rothe with the 59th of his career and later took a 10-7 lead on a touchdown pass from Evan Svoboda to Devin Boddie Jr., But the Vandals added 10 points in the second quarter and held the Cowboys to three points, as Hoyland hit the school record, the Vandals taking the win 17-13.

The contest marked the 400th game in War Memorial Stadium history with the Cowboys remain home next Saturday to take on BYU at 7 p.m. in a Stripe Out.

**TEAM NOTES**

- The Cowboys played their 400th game in War Memorial Stadium. Wyoming is 261-132-7 inside The War.
- The Cowboys and Idaho met for the ninth time on Saturday.
- The Cowboys move to 7-2 all-time against the Vandals in a series that dates back over 100 years.
- The contest featured 25,070 fans for the first Sell Out since Wyoming hosted Nebraska in 2011.
- The Cowboys move to 52-12-1 all-time in non-conference home openers.

**OFFENSIVE NOTES**

- Wide receiver Devin Boddie, Jr. hauled in a 20-yard touchdown reception in the first quarter for his first as a Cowboy. It was his first since scoring against Stanford at Vanderbilt during the 2021 season on Sept. 18. He finished the game with two catches for 34 yards.
- Quarterback Evan Svoboda threw the first touchdown pass of his career in the first quarter. He threw for 124 yards in the contest.
- Svoboda rushed for a career-high 45 yards in the contest.
- Running back DJ Jones rushed for 80. His previous career high came against Georgia State rushing for 61 yards on Sept. 10, 2022 while at North Carolina.
- Jones also tied a career-high with 17 rushing attempts for the game.
- Wide receiver Justin Stevenson recorded a 16-yard rush for the longest of his career.
- Running back Jamari Ferrell recorded a career-high two catches.

**DEFENSIVE NOTES**

- Safety Andrew Johnson made his first career start on Saturday. He finished the game with five tackles on the night.
- Linebacker Shae Suiaunoa recorded 10 tackles for the Cowboys and has recorded double digit tackles four times in his career.
- Suiaunoa also tied a career-high with 1.5 tackles for loss.
- Cornerback Keany Parks recorded a career-high five tackles in the contest.
- Wyoming recorded nine tackles for loss in the game with Sabastian Harsh tying a career-high with two and a half in the contest.
- Nose tackle Ben Florentine recorded a career-high four tackles. He also recorded a career-high two tackles for loss in the contest.

**SPECIAL NOTES**

- Cowboy kicker John Hoyland connected on a 48-yard field goal on the opening drive tying Cooper Rothe for school record of 59 field goals.
- Hoyland later connected on a 22-yard field goal for the 60th field goal of his career, which now leaves him alone atop the all-time field goal leaders at Wyoming.
- Punter Jack Culbreath punted the ball five times averaging 39.3 per punt with three inside the 20-yard line.



**Box Score (Final)**  
**The Automated ScoreBook**  
 BYU vs Wyoming (Sep 14, 2024 at Laramie, Wyoming)

Score by Quarters	1	2	3	4	Total
BYU	7	10	17	0	34
Wyoming	0	7	0	7	14

Qtr	Time	Scoring play
1st	05:58	BYU - Hill,Keanu 20 yd pass from (Ferrin,Will kick), 7-44 3:24
2nd	09:12	BYU - Epps,Kody 3 yd pass from (Ferrin,Will kick), 9-74 4:23
	05:11	WYO - Svoboda,Evan 2 yd run (Hoyland,John kick), 10-75 4:01
	00:45	BYU - Ferrin,Will 49 yd field goal, 7-43 2:04
3rd	14:45	BYU - Marion,Keelan 100 yd kickoff return (Ferrin,Will kick)
	09:42	BYU - Ferrin,Will 37 yd field goal, 8-45 4:07
	00:02	BYU - Lassiter,Darius 20 yd pass from (Ferrin,Will kick), 5-77 2:33
4th	06:29	WYO - Svoboda,Evan 1 yd run (Hoyland,John kick), 12-76 5:10

	BYU	WYO
<b>FIRST DOWNS</b>	23	12
<b>RUSHES-YARDS (NET)</b>	28-140	33-77
<b>PASSING YDS (NET)</b>	318	140
Passes Att-Comp-Int	39-25-1	31-14-1
<b>TOTAL OFFENSE PLAYS-YARDS</b>	67-458	64-217
Fumble Returns-Yards	0-0	0-0
Punt Returns-Yards	0-0	0-0
Kickoff Returns-Yards	2-116	1-25
Interception Returns-Yards	1-0	1-0
Punts (Number-Avg)	4-36.8	8-43.8
Fumbles-Lost	0-0	1-0
Penalties-Yards	9-80	4-48
Possession Time	33:22	26:38
Third-Down Conversions	2 of 11	7 of 17
Fourth-Down Conversions	3 of 3	1 of 2
Red-Zone Scores-Chances	4-4	2-2
Sacks By: Number-Yards	1-0	0-0

**RUSHING:** BYU-Retzlaff, Jake 6-62; Haunga, Pokaiaua 5-35; Moa, Sione I 6-17; Davis, Miles 8-15; Bohanon, Gerry 3-11. Wyoming-Svoboda, Evan 10-32; Scott, Sam 4-20; Jones, D.J. 14-17; McNeely, Dawaiia 1-8; King, Tyler 1-4; Ferrell, Jamari 2-2; TEAM 1-minus 6.

**PASSING:** BYU-Retzlaff, Jake 22-36-1-291; Bohanon, Gerry 3-3-0-27. Wyoming-Svoboda, Evan 14-31-1-140.

**RECEIVING:** BYU-Roberts, Chase 6-129; Hill, Keanu 3-36; Lassiter, Darius 3-27; Epps, Kody 3-17; Kingston, Parker 2-30; Phillips, Jojo 2-22; Swanson, Ryner 1-14; Marion, Keelan 1-11; Haunga, Pokaiaua 1-11; Davis, Miles 1-10; Moa, Sione I 1-9; Hagen, Cody 1-2. Wyoming-King, Tyler 3-52; Sargent, Jaylen 2-18; Nanke, Clay 1-24; Brown, Alex 1-15; Pelissier, Will 1-5; Stevenson, Justi 1-5; Scott, Sam 1-5; Ferrell, Jamari 1-5; Miles, Nick 1-4; Durr, Chris 1-4; Boddie, Devin 1-3.

**INTERCEPTIONS:** BYU-Johnson, Evan 1-0. Wyoming-Brown, Wrook 1-0.

**FUMBLES:** BYU-None. Wyoming-TEAM 1-0.

BYU (3-0) vs. Wyoming (0-3)  
 Date: Sep 14, 2024 • Site: Laramie, Wyoming • Stadium: Jonah Field at War M  
 Attendance: 24513

Kickoff time: 7:02pm • End of Game: 10:27pm • Total elapsed time: 03:24

**TACKLES (UA-A):** BYU-Damuni, Raider 4-0; Glasker, Isaiah 3-1; Taggart, Harris 3-1; Batty, Tyler 2-2; Robinson, Jakob 3-0; Kelly, Jack 2-1; Bagnah, Isaiah 2-1; Moa, Sione 1-2; Lutui, Logan 1-2; Alfrey, Talan 1-2; Johnson, Evan 2-0; Wakley, Crew 1-1; Wall, Tanner 1-1; Bryant-Strother 0-2; Schoonover, Bodi 1-0; Nelson, John 1-0; Prassas, Tommy 1-0; Collins, Marque 1-0; Alexander, Therr 1-0; Kaufusi, Ace 1-0; Asiata, Ephraim 1-0; Kabeya, Jonathan 0-1; Havea, Dallin 0-1; Toomalatai, Luke 0-1; Singh, Joshua 0-1. Wyoming-White, Isaac 6-4; Harsh, Sebastian 3-4; Parks, Keany 5-1; Ekeler, Wyatt 2-3; Johnson, Andrew 2-3; Suaunua, Shae 1-4; Davis, Tyrecus 3-1; Shay, Connor 3-1; Bertagnole, Jord 2-1; Westland, Tyce 2-1; Williams, Jayden 1-2; Day, Ethan 1-2; Brown, Wrook 2-0; Eller, Evan 1-0; Drake, Dante 1-0; Erb, Justin 1-0; Florentine, Ben 0-1.

**Game Starters:**

**RECAP:** The Wyoming Cowboys (0-3 overall) dropped a 34-14 contest to longtime rival BYU (3-0 overall) on Saturday evening inside War Memorial Stadium. It was the first meeting between the two teams in Laramie since the 2009 season and the 80th overall in the series. The attendance of 24,513 was the second-straight Sellout for the Cowboys for the first time since the 1967. Wyoming had a crowd of over 25,000 in the home opener, as standing room only tickets were sold in that contest.

“Credit to (BYU),” UW head coach Jay Sawvel said. “They have a really solid defense. They’re big and they’re physical at all levels. I think that’s an issue there. As a team, we have to go back and keep working and getting better. Right now, we’ve lost to teams that are a combined 8-1. We’ve got to go back to work. This is what it is. We all know that there are things we have to get better at, and we also know there are things we are not doing well enough. We have to raise our level, and it’s frustrating.”

The Cougars used 458 yards of offense through the air and used a 100-yard kickoff return to open the second half to earn the win, as BYU is receiving votes in both the Associated Press and Coaches Poll. The Cougar defense allowed only 217 yards of total offense with the Cowboys recording 140 yards through the air and 77 yards on the ground.

Quarterback Evan Svoboda recorded a career-high 140 yards passing in the contest. He also added 31 yards rushing to lead the team. Wide receiver Tyler King recorded a career-high three catches for a career-high 52 yards. Fellow wide receiver Jaylen Sargent grabbed two catches, tying a career-high for 18 yards.

The Cowboy defense was paced by Isaac White with 10 tackles in the contest for a career high. He also added a pass breakup in the game. Cornerback Keany Parks added a career-high six tackles. Defensive end Sabastian Harsh added seven tackles in the contest and added a tackle for loss.

Punter Jack Culbreath recorded eight punts averaging 43.8 yards per punt with a long 50 yard.

The Cowboys return to action next Saturday with a trip to North Texas for a 5 p.m. MT in a contest on ESPN+. It is the first meeting all time between the two schools.

**TEAM NOTES**

- The Cowboys and the Cougars met for the 80th time on Saturday.
- The Cowboys are now 30-47-3 all-time against the Cougars.
- It marked the first meetings between the schools inside War Memorial Stadium since 2009.
- The Cowboys are no 17-17-3 against BYU in Laramie.
- The attendance of 24,513 was the second-straight Sellout for the Cowboys for the first time since the 1967. Wyoming had a crowd of over 25,000 in the opener, as standing room only tickets were sold in that contest.
- The Cowboys three opponents this season have a combined 8-1 record, as BYU and Arizona State are 3-0 on the season.
- The Cowboys held BYU to 2-of-11 on third down for the night. Over the last two games, Wyoming is holding opponents to 3-of-24 for 12.5 percent.



**Box Score (Final)**  
**The Automated ScoreBook**  
 Wyoming vs North Texas (Sep 21, 2024 at Denton, Texas)

Score by Quarters	1	2	3	4	Total
Wyoming	3	14	0	0	17
North Texas	7	20	14	3	44

**Qtr Time Scoring play**

1st	09:54	WYO - Hoyland,John 30 yd field goal, 11-62 5:06
	07:18	UNT - Sheffield,DT 29 yd pass from (Nguma,Kali kick), 7-75 2:36
2nd	14:12	UNT - Nguma,Kali 23 yd field goal, 14-80 4:47
	05:54	UNT - Conwright,Blair 19 yd pass from (Nguma,Kali kick), 8-75 4:09
	02:15	WYO - Scott,Sam 41 yd pass from (Hoyland,John kick), 8-75 3:39
	01:17	UNT - McGill,Makenzie 4 yd run (Nguma,Kali kick), 7-76 0:53
	01:03	WYO - King,Tyler 100 yd kickoff return (Hoyland,John kick)
	00:00	UNT - Nguma,Kali 45 yd field goal, 8-48 1:03
3rd	10:10	UNT - McGill,Makenzie 2 yd run (Nguma,Kali kick), 6-35 2:07
	05:17	UNT - McGill,Makenzie 24 yd run (Nguma,Kali kick), 7-92 3:55
4th	02:07	UNT - Nguma,Kali 34 yd field goal, 7-20 5:01

	WYO	UNT
<b>FIRST DOWNS</b>	15	28
<b>RUSHES-YARDS (NET)</b>	32-69	32-216
<b>PASSING YDS (NET)</b>	175	318
Passes Att-Comp-Int	28-15-0	43-30-0
<b>TOTAL OFFENSE PLAYS-YARDS</b>	60-244	75-534
Fumble Returns-Yards	0-0	0-0
Punt Returns-Yards	0-0	0-30
Kickoff Returns-Yards	3-130	1-24
Interception Returns-Yards	0-0	0-0
Punts (Number-Avg)	6-38.7	3-38.3
Fumbles-Lost	1-0	0-0
Penalties-Yards	4-34	8-70
Possession Time	28:13	31:47
Third-Down Conversions	4 of 14	4 of 14
Fourth-Down Conversions	1 of 3	4 of 4
Red-Zone Scores-Chances	1-1	5-5
Sacks By: Number-Yards	0-0	1-0

**RUSHING:** Wyoming-Scott,Sam 11-39; Jones,D.J. 9-22; Svoboda,Evan 9-14; Ferrell,Jamari 3-minus 6. North Texas-Porter,Shane 13-120; Sibley,Kiefer 7-39; McGill,Makenzie 6-38; Morris,Chandler 4-22; TEAM 2-minus 3.

**PASSING:** Wyoming-Svoboda,Evan 11-23-0-155; Anderson,Kaden 4-5-0-20. North Texas-Morris,Chandler 28-41-0-305; Mestemaker,Drew 2-2-0-13.

**RECEIVING:** Wyoming-Gyllenborg,John 5-56; Scott,Sam 3-52; Jones,D.J. 2-20; King,Tyler 1-14; Boddie,Devin 1-13; Stevenson,Justi 1-10; Sargent,Jaylen 1-10; Miles,Nick 1-0. North Texas-Sheffield,DT 8-109; Rempert,Nick 5-31; Sides,Landon 5-22; Carnes,Dalton 4-90; Conwright,Blair 4-40; Porter,Shane 2-2; Hammond,Oscar 1-17; Ward Jr.,Damon 1-7.

**INTERCEPTIONS:** Wyoming-None. North Texas-None.

**FUMBLES:** Wyoming-TEAM 1-0. North Texas-None.

Wyoming (0-4) vs. North Texas (3-1)  
 Date: Sep 21, 2024 • Site: Denton, Texas • Stadium: DATCU Stadium

**TACKLES (UA-A):** Wyoming-Suiaunoa,Shae 5-4; White,Isaac 7-1; Shay,Connor 2-6; Parks,Keany 7-0; Johnson,Andrew 4-1; Harsh,Sabastian 4-0; Singleton,Maliq 3-1; Williams,Jayden 1-2; Florentine,Ben 1-2; Brown,Wrook 2-0; Williams,Jaden 2-0; Westland,Tyce 0-2; Day,Ethan 1-0; Davis,Tyrecus 1-0; York,Carson 1-0; Erb,Justin 1-0; Thomas,Jones 1-0; Miles,Nick 0-1. North Texas-Jackson,Evan 3-3; Hammonds,Quinto 4-1; Hill,Jayden 3-2; Brown,Chavez 2-3; Smith,Jaylen 1-4; Whitter,Shane 1-3; Texada,Ridge 3-0; Starling,Taylor 2-1; Ruder,Jace 1-2; Charles,Breyton 2-0; Wesloski,Ethan 1-1; Vailea,Fatafehi 1-1; Brown,Jordan 0-2; Dawkins,Terrell 0-2; Brown,Roderick 1-0; Stroud,Gabe 1-0; Williams II,Ker 1-0; Jean-Louis,J.J. 1-0; Williams,Jayden 0-1; McFarland,Kamdo 0-1; Laperi,Nathan 0-1; Dudley,Dallas 0-1; Lewis,Kollin 0-1.

**RECAP:** The Wyoming Cowboys (0-4 overall) could not slow down the Mean Green offense in a 44-17 loss to North Texas (3-1 overall) in the non-conference finale inside DATCU Stadium in Denton, Texas on Saturday evening. The Pokes held the Mean Green to 4-of-14 on third down, but North Texas went a perfect 4-of-4 on fourth down for the contest.

“I thought the start we had was pretty good offensively on the opening drive, but defensively we have done some good things on third down, but we can’t get off the field on fourth down. We had to get off the field and we are taxed a little bit. We have to redefine ourselves.”

North Texas, one of the nation’s top offensive units recorded 534 yards of total offense with 318 yards passing and 216 yards on the ground. The Cowboys were held to 140 yards of total offense and were held in check in the second half. UW passed for 175 yards and rushed for 65 yards.

Running back Sam Scott recorded a career-high 52 yards receiving with one score and added 39 yards on the ground. Tight end John Michael Gyllenborg finished the night with a season-high five catches and 56 yards. Wide receiver Tyler King added a 100-yard kickoff return in the second quarter for the first for the cowboys since the 2021 season.

The Wyoming defense was led by linebacker Shae Suaunoa and Connor Shay, as the duo combined for 17 tackles. Suaunoa added nine to lead the team with Shay adding eight.

The Cowboys open Mountain West play next Saturday hosting Air Force in War Memorial Stadium for Homecoming. The contest is slated for a 6 p.m. start.

**TEAM NOTES**

- The Cowboys and North Texas met for the first time on Saturday.
- The Pokes have played games in the State of Texas in back-to-back seasons after playing against the Texas Longhorns last season in Austin.

**OFFENSIVE NOTES**


- Tight end John Michael Gyllenborg recorded a 31-yard reception on the opening drive. It was his first reception of the season.
- Gyllenborg finished the game with five catches for 56 yards. He tied a career-high with his five catches.
- Running back Sam Scott recorded 39 yards on the ground and added 52 yards receiving for a career-high.
- He recorded his first touchdown reception of his career on a 41-yard strike from Evan Svoboda.

**DEFENSIVE NOTES**

- Nickel Maliq Singleton made his first career start on Saturday.
- Singleton added a career-high four tackles in the contest.
- Cornerback Keany Parks added a career-high four tackles.
- Linebacker Connor Shay added a career-high eight tackles.
- Linebacker Shae Suaunoa added nine tackles to lead the Cowboys

**SPECIAL TEAMS NOTES**

- Kicker John Hoyland connected on a field goal from 30-yards in the first quarter. It marked his 61st of his career, as he adds to his school record.
- Returner Tyler King recorded a 100 yard kick return in the second quarter. It was the first returned kick for a touchdown by the Cowboys since Cam stone had a 99 yard return against Utah State on Nov. 20, 2021.



**Box Score (Final)**  
**The Automated ScoreBook**  
 Air Force vs Wyoming (Sep 28, 2024 at Laramie, Wyoming)

Score by Quarters	1	2	3	4	Total
Air Force	0	13	0	6	19
Wyoming	7	0	14	10	31

Qtr	Time	Scoring play
1st	09:36	WYO - Scott,Sam 8 yd run (Hoyland,John kick), 6-46 2:17
2nd	14:56	AFA - Dapore,Matthew 28 yd field goal, 12-72 6:34
	06:47	AFA - Frew,Kade 4 yd run (Dapore,Matthew kick), 9-81 5:42
	00:23	AFA - Dapore,Matthew 27 yd field goal, 9-54 2:41
3rd	11:54	WYO - Svoboda,Evan 1 yd run (Hoyland,John kick), 7-76 2:58
	03:32	WYO - King,Tyler 3 yd run (Hoyland,John kick), 11-94 5:56
4th	10:36	WYO - Hoyland,John 23 yd field goal, 13-61 6:31
	07:00	AFA - Calvert,Aiden 37 yd run (Frew,Kade kick failed), 7-75 3:36
	02:13	WYO - Svoboda,Evan 17 yd run (Hoyland,John kick), 9-75 4:47

	AFA	WYO
<b>FIRST DOWNS</b>	19	19
<b>RUSHES-YARDS (NET)</b>	46-205	41-173
<b>PASSING YDS (NET)</b>	115	188
Passes Att-Comp-Int	13-6-0	22-16-0
<b>TOTAL OFFENSE PLAYS-YARDS</b>	59-320	63-361
Fumble Returns-Yards	0-0	0-0
Punt Returns-Yards	0-2	0-0
Kickoff Returns-Yards	0-0	2-38
Interception Returns-Yards	0-0	0-0
Punts (Number-Avg)	3-46.0	3-42.7
Fumbles-Lost	1-0	2-0
Penalties-Yards	4-35	3-33
Possession Time	28:32	31:28
Third-Down Conversions	4 of 12	7 of 14
Fourth-Down Conversions	0 of 2	2 of 2
Red-Zone Scores-Chances	3-3	5-5
Sacks By: Number-Yards	0-0	2-0

**RUSHING:** Air Force-Calvert,Aiden 3-54; Frew,Kade 7-52; Carson,Dylan 7-33; Busha,John 19-30; Hodges,Kemper 6-21; Harris,Cade 4-15. Wyoming-Scott,Sam 19-97; Svoboda,Evan 12-70; Ferrell,Jamari 3-20; King,Tyler 2-2; Anderson,Kaden 1-1; TEAM 4-minus 17.

**PASSING:** Air Force-Busha,John 6-13-0-115. Wyoming-Svoboda,Evan 15-21-0-165; Anderson,Kaden 1-1-0-23.

**RECEIVING:** Air Force-Harris,Cade 5-106; Smith,Quin 1-9. Wyoming-Gyllenberg,John 4-70; Durr,Chris 3-71; Pelissier,Will 2-32; King,Tyler 2-10; Stevenson,Justi 2-1; Sargent,Jaylen 1-7; Scott,Sam 1-0; Ferrell,Jamari 1-minus 3.

**INTERCEPTIONS:** Air Force-None. Wyoming-None.

**FUMBLES:** Air Force-Busha,John 1-0. Wyoming-TEAM 1-0; Pelissier,Will 1-0.

Air Force (1-3,0-2) vs. Wyoming (1-4,1-0)  
 Date: Sep 28, 2024 • Site: Laramie, Wyoming • Stadium: Jonah Field at War M  
 Attendance: 23068

Kickoff time: 6:02pm • End of Game: 9:17pm • Total elapsed time: 03:14  
 Officials: Referee: Dumas,Nolan; Umpire: Willaims,David; Linesman: Stahmer,Joe;

**TACKLES (UA-A):** Air Force-Bellamy,Jamari 10-1; Fisher,Luke 4-3; Aihie,Osaro 3-3; Goff,Camby 3-3; Gaillard, Jr.,J 5-0; Chen ,Kyle 3-2; Fletcher,Blake 2-2; Zdroik,Payton 3-0; Martin,Jake 2-1; Brown,Levi 2-0; Grobe,Daniel 1-0; Swartz,Aiden 1-0; Collins,Tyme 1-0; Adams,Jackson 1-0; Tomasi,James 1-0; Santiago,David 1-0; Burr,Are'an 0-1; Hendrix,Houston 0-1; Sanders,Elijah 0-1. Wyoming-Suiaunoa,Shae 7-6; Brown,Wrook 6-2; Florentine,Ben 2-5; Bertagnole,Jord 3-2; Westland,Tyce 2-3; Harsh,Sabastian 3-1; Shay,Connor 2-2; DeMarzo,Cole 1-3; White,Isaac 2-1; Johnson,Andrew 2-0; Bell,Tan 1-1; Siders,Braden 1-1; Day,Ethan 1-1; Merritt,Caleb 1-0; Singleton,Maliq 1-0; Drake,Dante 1-0.

**RECAP:** The Wyoming Cowboys erupted for 24 points in second half to fly past the Air Force Falcons 31-19 on Homecoming inside War Memorial Stadium in Laramie on Saturday evening. The Pokes recorded 278 yards of total offense in the second frame and held onto the ball for nearly 22 minutes in the second half.

"I'm really happy for our team. I'm really proud of our players," UW head coach Jay Sawvel said. "I'm happy for everybody associated with the organization. For where we are at right now, we couldn't have asked for a better time for an open date. We needed to get a game to go into the open date. The way that they have practiced. The way they have continued to fight. The way that they have continued to improve. We'll come back two weeks from now and be a better football team than what we were today. (The first win), it's hollow a little bit with the way it all started. But look, take a list and take a look at who's not here. You go down the list. We had two backup guards and a hobbled center, and we were able to run it in and score a touchdown there late. I'm really happy for the team. I'm really happy for our offensive staff. They have been working hard to try and get us jumpstarted."

The Cowboys finished the night with a season-high 361 yards of total offense with and balanced attack that featured 188 yards passing and 173 yards on the ground. The Wyoming defense held Air Force to 320 yards of total offense with only 103 yards of total offense in the second half.

The Pokes got on the board first with a touchdown run from Sam Scott for his first of the season. But the Cowboys trailed 13-7 going into the half. Wyoming responded with a dominating third quarter with a pair of scores with a rush by quarterback Evan Svoboda and a scamper from wide receiver Tyler King. Svoboda was 8-of-9 passing in the third quarter.

Wyoming added 10 points in the final frame with a field goal from John Hoyland and another touchdown from Svoboda on the ground. A late sack on the Falcons final drive sealed the first win of the season for the Brown and Gold.

The Cowboy offense was led by Svoboda completing 71 percent of his passes for the game and throwing for a career-high 165 yard on 15-of-21. He also added a season-high 70 yards on the ground. Running back Sam Scott added a career-high 97 yards rushing. Wide Receiver Chris Durr, Jr. added a career-high three catches for a career-high 71 yards.

The Cowboys were paced by linebacker Shae Suiaunoa with a career-high 13 tackles on the night. He also added three tackles for loss for a career-high and the most by a Cowboy since Braden Siders had three against Ohio in the Arizona Bowl in 2022. Nose Tackle Ben Florentine added a career-high seven tackles.

The Cowboys will enjoy a bye week next weekend and return to action on October 12 hosting San Diego State inside War Memorial Stadium for a 1:30 p.m. start.

**TEAM NOTES**

- The Cowboys are 16-11-2 against Air Force in Laramie.
- Head coach Jay Sawvel earned his first career coaching win on Saturday. He is the first Cowboy coach since Paul Roach to earn their first win against Air Force.
- Sawvel took over for Craig Bohl, as Bohl also earned his first Mountain West win against the Air Force Academy in 2014.



**Box Score (Final)**  
**The Automated ScoreBook**  
 San Diego St. vs Wyoming (Oct 12, 2024 at Laramie, Wyoming)

Score by Quarters	1	2	3	4	Total
San Diego St.	10	7	0	10	27
Wyoming	7	7	3	7	24

**Qtr Time Scoring play**

- 1st 06:27 SDSU - Plascencia,Gabr 22 yd field goal, 4-6 1:21
- 05:46 WYO - Sargent,Jaylen 70 yd pass from (Hoyland,John kick), 2-75 0:41
- 00:02 SDSU - Butler,Eric 43 yd INT: INT: (Plascencia,Gabr kick), 2-19 0:29
- 2nd 09:08 WYO - Scott,Sam 1 yd run (Hoyland,John kick), 12-75 5:54
- 05:14 SDSU - Cooper,Marquez 4 yd run (Plascencia,Gabr kick), 8-75 3:54
- 3rd 10:05 WYO - Hoyland,John 42 yd field goal, 15-50 4:55
- 4th 14:50 WYO - Svoboda,Evan 51 yd run (Hoyland,John kick), 6-78 2:17
- 13:54 SDSU - Napier,Jordan 27 yd pass from (Plascencia,Gabr kick), 4-80 0:49
- 07:35 SDSU - Plascencia,Gabr 28 yd field goal, 7-77 3:36

	SDSU	WYO
<b>FIRST DOWNS</b>	16	19
<b>RUSHES-YARDS (NET)</b>	35-102	41-190
<b>PASSING YDS (NET)</b>	254	191
Passes Att-Comp-Int	27-16-1	31-12-2
<b>TOTAL OFFENSE PLAYS-YARDS</b>	62-356	72-381
Fumble Returns-Yards	0-0	0-0
Punt Returns-Yards	0-30	0-0
Kickoff Returns-Yards	2-41	0-0
Interception Returns-Yards	2-85	1-0
Punts (Number-Avg)	7-47.1	7-42.4
Fumbles-Lost	1-0	0-0
Penalties-Yards	9-67	7-63
Possession Time	29:17	30:43
Third-Down Conversions	3 of 13	6 of 16
Fourth-Down Conversions	0 of 1	1 of 1
Red-Zone Scores-Chances	3-3	2-2
Sacks By: Number-Yards	6-0	1-0

**RUSHING:** San Diego St.-Cooper,Marquez 25-87; O'Neil,Danny 5-8; Davis,Cam 3-7; Poke,Ja'Shaun 1-4; TEAM 1-minus 4. Wyoming-Scott,Sam 20-94; Svoboda,Evan 14-55; Ferrell,Jamari 6-24; Williams,Jayden 1-17.

**PASSING:** San Diego St.-O'Neil,Danny 16-27-1-254. Wyoming-Svoboda,Evan 12-31-2-191.

**RECEIVING:** San Diego St.-Poke,Ja'Shaun 8-60; Napier,Jordan 4-91; Brown IV,Louis 2-30; Bennett,Nate 1-41; Wolfe,Jude 1-32. Wyoming-Gyllenborg,John 4-48; Sargent,Jaylen 2-84; King,Tyler 2-34; Scott,Sam 2-12; Pelissier,Will 1-7; Stevenson,Justi 1-6.

**INTERCEPTIONS:** San Diego St.-Butler,Eric 1-43; Johnson,Chris 1-42. Wyoming-Shay,Connor 1-0.

**FUMBLES:** San Diego St.-TEAM 1-0. Wyoming-None.

**TACKLES (UA-A):** San Diego St.-Moretti,Kyle 5-2; Moon,Cody 3-3; Johnson,Chris 5-0; Staley,Dalesean 4-1; Nassar,Brady 3-1; White,Trey 3-1; Clay,Krishna 1-3; Hunter,Josh 3-0; Coffey III,JD 1-2; Alualu,Tupu 1-2; Herman,DJ 2-0; Henderson,Ryan 1-1; Butler,Eric 1-1; Phillips,Bryce 1-1; Oliver,Dominic 0-2; Anderson,Brady 1-0; Louis,Marlem 1-0; Escano,Arnold 1-0; Wintermeyer,Rya 0-1; Tuioti,Teivis 0-1. Wyoming-Suiaunoa,Shae 7-3; Harsh,Sabastian 5-1; Johnson,Andrew 5-1; Singleton,Maliq 5-1; Drake,Dante 2-3; Siders,Braden 3-1; Shay,Connor 1-3; Williams,Jaden 1-2; Williams,Jayden 1-2; Brown,Wrook 2-0; Sunn,Read 1-1; Bertagnole,Jord 0-2; Harris,DeVonne 1-0; Davis,Tyrecus 1-0; Bell,Jan 1-0; Sell,Isaac 1-0; Pelissier,Will 1-0; Grant,Markie 1-0; Svoboda,Evan 1-0; Parks,Keany 1-0; Erb,Justin 0-1; Talich,Nic 0-1.

**RECAP:** The shorthanded Wyoming Cowboys could not close out a late push by the San Diego State Aztecs in a 27-24 loss on Saturday afternoon inside War Memorial Stadium in Laramie. The Pokes took a lead to open the fourth quarter, but the Aztecs used the passing attack to score the final 10 points of the game as UW falls to 1-5 overall and 1-1 in conference play with SDSU improving to 3-3 overall and 2-0 in conference play.

"The team that makes the least mistakes wins," UW head coach Jay Sawvel said. " And we made critical mistakes too often in all phases of the game. You could go on and on and there's just times that we just didn't finish the play off like we needed to. We made mistakes you can't make to win a game like that. We did everything we could to win this game, and we did that in a lot of different ways. The players played hard. There's no complaint with the effort they gave. We just made the impertune and catastrophic mistakes in certain situations."

The Pokes recorded a season-high 371 yards of total offense in the contest with season-high 190 yards on the ground and 181 yards through the air. The Aztecs added 356 yards of total offense with 254 yards passing and were held to 102 yards on the ground.

The Wyoming offense was paced by running back Sam Scott added 94 yards on the ground with his second rushing score of the season. He had a long run of 27 yards. Quarterback Evan Svoboda threw for 181 yards with a touchdown and a pair of interceptions. He rushed gained 90 yards on the ground but had a net of 55 yards after being sacked six times. He had a touchdown rush of 51 yards and pass of 70 yards both the longest of the season for the Brown and Gold. Wide receiver Jaylen Sargent tied a career high with two catches with a career-best 84 yards receiving.

The Wyoming defense paced by linebacker Shae Suiaunoa with 10 tackles. He has double-digit tackles in back-to-back game but was injured in the second half. Defensive end Sabastian Harsh recorded a career-high four tackles for loss tying a school record. Nickel Maliq Singleton added a career-high six tackles along with defensive tackle Dante Drake with five tackles. Wyoming tied a season-high with nine tackles for loss in the game. The SDSU was led by quarterback Danny O'Neil with 254 passing yards with a touchdown. Running back Marquez Cooper added 87 yards with a score.

SDSU opened up the scoring in the first quarter with a field goal, but Wyoming answered on a flea flicker from Svoboda to Sargent for 70 yards to make it a 7-3 game. After a pick-six by SDSU, Scott found the endzone, but the Aztecs would take a 17-14 lead into the half after a score.

Wyoming tacked on a field goal in the third quarter and added a rushing score by Svoboda from 51 yards to open the fourth quarter, but a passing score by SDSU and field goal gave the Aztecs the win.



**Box Score (Final)**  
**The Automated ScoreBook**  
 Wyoming vs San Jose St. (Oct 19, 2024 at San Jose, California)

Score by Quarters	1	2	3	4	Total
Wyoming	0	0	7	7	14
San Jose St.	7	7	3	7	24

Qtr	Time	Scoring play
1st	13:45	SJSU - Chalk,Floyd 39 yd run (Halvorsen,Kyler kick), 5-75 1:15
2nd	00:21	SJSU - Nash,Nick 17 yd pass from (Halvorsen,Kyler kick), 11-97 1:52
3rd	08:33	WYO - Stevenson,Justi 18 yd pass from (Hoyland,John kick), 5-55 1:45
	06:08	SJSU - Halvorsen,Kyler 26 yd field goal, 6-66 2:25
4th	07:16	SJSU - Bates,Jabari 19 yd run (Halvorsen,Kyler kick), 8-86 4:11
	00:43	WYO - Gyllenborg,John 63 yd pass from (Hoyland,John kick), 1-63 0:11

	WYO	SJSU
<b>FIRST DOWNS</b>	19	20
<b>RUSHES-YARDS (NET)</b>	38-56	25-176
<b>PASSING YDS (NET)</b>	310	322
Passes Att-Comp-Int	38-18-3	39-21-2
<b>TOTAL OFFENSE PLAYS-YARDS</b>	76-366	64-498
Fumble Returns-Yards	0-0	0-0
Punt Returns-Yards	0-17	0-7
Kickoff Returns-Yards	5-85	0-0
Interception Returns-Yards	2-6	3-0
Punts (Number-Avg)	8-37.5	5-45.6
Fumbles-Lost	4-0	3-2
Penalties-Yards	8-69	8-60
Possession Time	36:16	23:44
Third-Down Conversions	4 of 17	3 of 11
Fourth-Down Conversions	3 of 4	0 of 0
Red-Zone Scores-Chances	1-3	3-3
Sacks By: Number-Yards	1-0	2-0

**RUSHING:** Wyoming-Scott,Sam 14-35; Ferrell,Jamari 5-14; Svoboda,Evan 15-6; King,Tyler 2-3; Wilson,Jake 1-minus 1; TEAM 1-minus 1. San Jose St.-Chalk,Floyd 12-91; Eget,Walker 3-45; Bates,Jabari 3-36; Radcliffe,Lamar 4-7; TEAM 1-minus 1; Brown,Emmett 2-minus 2.

**PASSING:** Wyoming-Svoboda,Evan 14-27-1-194; Anderson,Kaden 4-11-2-116. San Jose St.-Eget,Walker 20-38-2-318; Brown,Emmett 1-1-0-4.

**RECEIVING:** Wyoming-Gyllenborg,John 5-137; King,Tyler 3-43; Durr,Chris 2-53; Pelissier,Will 2-49; Sargent,Jaylen 2-12; Miles,Nick 2-8; Stevenson,Justi 1-18; Scott,Sam 1-minus 10. San Jose St.-Nash,Nick 10-98; Lockhart,Justin 4-129; Canaan,Jackson 3-44; Coleman,Matthew 2-36; Stewart,Jacob 2-15.

**INTERCEPTIONS:** Wyoming-Ekeler,Wyett 1-11; Brown,Wrook 1-minus 5. San Jose St.-Apalit-Williams 1-0; Rahimi,Robert 1-0; Wallace,Amir 1-0.

**FUMBLES:** Wyoming-Svoboda,Evan 2-0; TEAM 1-0; King,Tyler 1-0. San Jose St.-Coleman,Matthew 1-1; Eget,Walker 1-1; Radcliffe,Lamar 1-0.

Wyoming (1-6,1-2) vs. San Jose St. (5-2,3-1)  
 Date: Oct 19, 2024 • Site: San Jose, California • Stadium: CEFCU Stadium - Home  
 Attendance: 17101

Kickoff time: 1:06pm • End of Game: 4:14pm • Total elapsed time: 03:07

**TACKLES (UA-A):** Wyoming-Brown,Wrook 7-1; Suiaunoa,Shae 1-5; Davis,Tyrecus 5-0; Johnson,Andrew 2-2; Harsh,Sabastian 1-3; Shay,Connor 2-1; Bertagnole,Jord 2-1; Williams,Jayden 1-2; Siders,Braden 1-1; Ekeler,Wyett 1-1; Williams,Jaden 1-1; Westland,Tyce 0-2; Day,Ethan 0-2; Young,Micah 1-0; Sunn,Read 1-0; Thomas,Jones 1-0. San Jose St.-McNeal-Franklin 2-6; Ward,John 1-7; Pollard,Jordan 3-4; Harvey,DJ 3-3; Rahimi,Robert 2-4; Latu,Taniela 1-4; Dansby,Michael 4-0; Stearns,Justin 0-4; Revis,Isiah 3-0; Hampsten,Dylan 2-1; Apalit-Williams 2-0; Lewis,Nate 2-0; Toia,Soane 1-1; Faga,Gafa 0-2; Danielson,Naser 1-0; Wallace,Amir 1-0; Turner-Gooden,L 1-0; Lockhart,Justin 1-0; Pitters,Nassir 1-0; Powell,Ethan 0-1; Bainer,Jalen 0-1.

**RECAP:** Despite forcing three first half turnovers and blocking a field goal, the Wyoming Cowboys could not overcome the San Jose State Spartans in a 24-14 loss on Saturday afternoon at CEFCU Stadium in San Jose, Calif. The Wyoming defense bended but did not break in the opening half allowing over 300 yards of total offense but forcing three turnovers making it a 14-0 game at the half. The Pokes would make it a 14-7 game, but UW recorded a turnover halting momentum.

San Jose State recorded 498 yards of total offense in the contest passing for 322 yards passing and rushing for 176 for the afternoon. Wyoming threw for a season-high 310 yards but were held to only 56 yards on the night.

Cornerback Tyrecus Davis recorded a blocked kick and forced fumble in the contest and added five tackles in the game. Safety Wyatt Ekeler added his first interception of the season and fourth of his career in his first action since the BYU game. Nickel Wrook Brown added his second interception of the season and fifth of his career. He also added eight tackles on the afternoon to lead the team.

Quarterback Evan Svoboda finished his day 14-of-27 passing for a career-high 194 yards. Wide receiver Justin Stevenson added his first career touchdown reception in the second half, it was also the longest of his career at 18 yards. Tight end John Michael Gyllenborg finished the day with a career-high 137 yards receiving on five catches with a score. Quarterback Kaden Anderson added 116 yards passing for a career-high.

**OFFENSIVE NOTES**

- Wide receiver Justin Stevenson recorded a touchdown reception in the second half. It was the first of his career. It was also the longest in his career at 18 yards.
- Wide receiver Tyler King added three receptions for 43 yards. His high was 54 yards against BYU earlier this season.
- Tight end John Michael Gyllenborg added a career-high 137 yards on five receptions and has 48 or more yards in four-straight games. He also added a 63 yard touchdown reception for the second longest of his career
- Wide receiver Chris Durr Jr. hauled in a 40-yard reception in the second half for the longest of his career. He had 53 yards in the game. His season-high was 71 coming against Air Force.
- Quarterback Evan Svoboda recorded 194 yards passing for a career-high. He was 14-of-27 passing for the contest.
- Quarterback Kaden Anderson threw for a career-high 116 yards including a touchdown.

**DEFENSIVE NOTES**

- Cornerback Tyrecus Davis forced a fumble in the second quarter. It was the first fumble recovery for the Cowboys this season. It was the second forced fumble of his career. He had one last season.
- Safety Wyatt Ekeler returned to the lineup for the first time since the BYU game. He recorded an interception despite having two clubs on his hands playing with two broken thumbs. It was his first interception of the season and the fourth of his career.
- Nickel Wrook Brown recorded an interception in the second half. It was his second of the season and the fifth of his career with the Pokes.
- Brown also added a team-high eight tackles tying a season-high he had against Air Force.



**Box Score (Final)**  
**The Automated ScoreBook**  
 Utah St. vs Wyoming (Oct 26, 2024 at Laramie, Wyoming)

Score by Quarters	1	2	3	4	Total
Utah St.	7	10	0	10	27
Wyoming	3	7	6	9	25

**Qtr Time Scoring play**

1st	12:27	USU - Tia,Otto 36 yd pass from Pele,Jared (Cragun,Tanner kick), 7-75 2:33
	05:19	WYO - Hoyland,John 43 yd field goal, 8-55 3:25
2nd	11:19	WYO - Scott,Sam 11 yd run (Hoyland,John kick), 10-70 5:05
	01:19	USU - Cragun,Tanner 30 yd field goal, 12-65 4:30
	00:19	USU - Faison,Rahsul 8 yd run (Cragun,Tanner kick), 2-44 0:16
3rd	09:30	WYO - Hoyland,John 27 yd field goal, 12-66 5:30
	03:08	WYO - Hoyland,John 23 yd field goal, 12-69 5:06
4th	13:36	WYO - King,Tyler 54 yd run (Anderson,Kaden kick failed), 1-54 0:09
	11:58	USU - Sterzer,Josh 10 yd pass from Pele,Jared (Cragun,Tanner kick), 5-75 1:38
	01:57	WYO - Hoyland,John 31 yd field goal, 10-66 5:21
	00:00	USU - Cragun,Tanner 40 yd field goal, 12-53 1:57

	USU	WYO
<b>FIRST DOWNS</b>	23	24
<b>RUSHES-YARDS (NET)</b>	30-148	42-276
<b>PASSING YDS (NET)</b>	230	194
Passes Att-Comp-Int	41-26-0	31-17-1
<b>TOTAL OFFENSE PLAYS-YARDS</b>	71-378	73-470
Fumble Returns-Yards	0-0	0-0
Punt Returns-Yards	0-0	0-0
Kickoff Returns-Yards	2-32	1-21
Interception Returns-Yards	1-10	0-0
Punts (Number-Avg)	6-42.8	3-43.0
Fumbles-Lost	0-0	1-1
Penalties-Yards	8-77	6-61
Possession Time	25:10	34:50
Third-Down Conversions	3 of 13	8 of 16
Fourth-Down Conversions	1 of 2	0 of 0
Red-Zone Scores-Chances	3-3	4-4
Sacks By: Number-Yards	2-0	1-0

**RUSHING:** Utah St.-Faison,Rahsul 23-131; Turner,Herschel 5-13; Barnes,Bryson 1-6; Petras,Spencer 1-minus 2. Wyoming-Scott,Sam 11-115; King,Tyler 5-77; Anderson,Kaden 9-25; Svoboda,Evan 6-24; Ferrell,Jamari 7-23; Stevenson,Justi 2-10; Durr,Chris 1-3; TEAM 1-minus 1.

**PASSING:** Utah St.-Petras,Spencer 25-39-0-194; Barnes,Bryson 0-1-0-0; Page,Grant 1-1-0-36. Wyoming-Anderson,Kaden 15-24-0-182; Svoboda,Evan 2-7-1-12.

**RECEIVING:** Utah St.-Tia,Otto 6-76; Faison,Rahsul 4-43; White,Kyrese 4-40; Sterzer,Josh 4-26; Page,Grant 3-15; Bowman,Colby 2-14; Monney,Will 1-8; Turner,Herschel 1-5; Hestera,Jack 1-3. Wyoming-Durr,Chris 9-83; King,Tyler 4-52; Nanke,Clay 1-32; Stevenson,Justi 1-15; Gyllenborg,John 1-6; Ferrell,Jamari 1-6.

**TACKLES (UA-A):** Utah St.-Vincent,Jordan 9-2; Maye,Jon Ross 5-3; Miller,John 4-4; Drew,JD 6-1; Slone,Cian 5-0; Francois,Jaiden 4-0; Union,Torren 3-1; Larsen,Ike 3-1; Davis,Chase 3-0; Iniguez Jr.,Gab 0-3; Graham II,DJ 2-0; Maile,Bo 2-0; Pili,Logan 1-1; Bruce,Isaiah 1-1; Falatea,Lawrenc 0-1. Wyoming-Shay,Connor 7-1; Suiaunoa,Shae 6-2; Westland,Tyce 5-3; Ekeler,Wyett 5-3; Siders,Braden 1-5; White,Isaac 4-1; Harris,DeVonne 4-1; Brown,Wrook 3-0; Florentine,Ben 0-3; Day,Ethan 2-0; Davis,Tyrecus 1-1; Parks,Keany 1-1; Johnson,Andrew 1-0; Harvey,Jack 1-0; Merritt,Caleb 1-0; Schoenfeld,Isaa 1-0; Miles,Nick 1-0; Bertagnole,Jord 0-1; Williams,Jaden 0-1; Williams,Jayden 0-1.

**RECAP:** The Wyoming Cowboys dropped a last second contest to Utah State 27-25 on Saturday evening inside War memorial Stadium in Laramie. The Aggies knocked in a 40-yard field goal as time expired to halt a comeback win for the Cowboys in Bridger's Battle. Wyoming recorded a season-high 470 yards of total offense on the night but could only find the endzone twice in the contest.

"That's a heartbreaker," UW head coach Jay Sawvel said. "That's also the direct result of not putting ourselves in a better position with the third quarter we played. With the way we played the third quarter defensively, we should have won that quarter 10-0, 14-0. We didn't play well defensively early in that game. We played much better in the second half defensively, but then needed to make one more stop at the end of the game. I feel for our players. I feel for our seniors. To be in a rivalry game, a trophy game like that, and to not be able to finish that off, there'll be a lot of things that I'll second guess."

The Cowboy offense finished the night with 470 yards of total offense. Wyoming rushed for 276 yards on the night and threw for 194 yards. Utah State, a high tempo offense finished the contest with 378 yards of total offense with a balanced attack of 230 yards passing and 148 yards on the ground. It was nearly 100 yards below the season average for USU.

Wyoming trailed 17-10 at the half but held Utah State to only nine yards in the third quarter. UW recorded over 300 yards in the second half. Kicker John Hoyland recorded four field goals on the night and is now four points away from passing Cooper Rothe for the school scoring record. He is 9-of-11 this season in field goals with his only misses coming for 5-plus yards.

Wyoming's offense was paced by running back Sam Scott with 115 yards and a touchdown. It was a career-high in rushing as he ripped off a career-high 43-yard rush. Freshman Chris Durr, Jr. was outstanding with a career-high nine catches for a career-high 83 yards. It was the most catches by a Cowboy this season and most since Austin Conway had 11 against Wofford in 2018. Wide receiver Tyler King rushed for a career-best 77 yards including a 54-yard score. He also had a career-high four catches for 52 yards.

The Cowboy defense was paced by four players with eight tackles. Connor Shay recorded a career tying eight tackles with defensive end Tyce Westland recording a career-high eight tackles. Linebacker Shae Suiaunoa and safety Wyatt Ekeler each recorded eight tackles. Suiaunoa added two tackles for loss. Defensive end DeVonne Harris added five tackles for a season-high including his first sack of the season.

Utah State was paced offensively by running back Rashul Faison with 131 yards rushing. The defense was led by safety Jordan Vincent with 11 tackles and an interception.



**Box Score (Final)**  
**The Automated ScoreBook**  
 Wyoming vs New Mexico (Nov 02, 2024 at Albuquerque, New Mex)

Score by Quarters	1	2	3	4	Total
Wyoming	14	21	0	14	<b>49</b>
New Mexico	13	22	10	0	<b>45</b>

Qtr	Time	Scoring play
1st	12:33	UNM - Avinger, Noah 10 yd pass from Avinger, Noah, 7-75 2:27
	08:41	WYO - Ferrell, Jamari 1 yd run (Hoyland, John kick), 9-75 3:48
	05:56	UNM - Avinger, Noah 34 yd run, 8-75 2:45
2nd	02:02	WYO - Gyllenborg, John 15 yd pass from (Hoyland, John kick), 9-45 3:46
	14:55	WYO - Anderson, Kaden 7 yd run (Hoyland, John kick), 4-35 1:17
	11:22	UNM - Avinger, Noah 18 yd run, 9-69 3:27
	09:54	WYO - Sargent, Jaylen 68 yd pass from (Hoyland, John kick), 3-79 1:23
3rd	05:20	UNM - Avinger, Noah 40 yd run, 4-61 1:09
	01:57	WYO - Waylee, Harrison 6 yd run (Hoyland, John kick), 7-75 3:23
	01:36	UNM - Avinger, Noah 75 yd run, 2-81 0:15
4th	09:29	UNM - Avinger, Noah 30 yd field goal, 7-50 2:00
	00:40	UNM - Avinger, Noah 85 yd run, 2-92 0:38
	12:55	WYO - Brown, Wrook 29 yd INT: INT: (Hoyland, John kick), 1-0 0:07
	04:44	WYO - Stevenson, Justi 27 yd pass from (Hoyland, John kick), 11-88 5:51

	WYO	UNM
<b>FIRST DOWNS</b>	30	22
<b>RUSHES-YARDS (NET)</b>	54-262	29-412
<b>PASSING YDS (NET)</b>	342	164
Passes Att-Comp-Int	29-20-1	31-16-1
<b>TOTAL OFFENSE PLAYS-YARDS</b>	83-604	60-576
Fumble Returns-Yards	0-0	0-0
Punt Returns-Yards	0-0	0--11
Kickoff Returns-Yards	2-75	3-60
Interception Returns-Yards	1-29	1-0
Punts (Number-Avg)	2-34.0	4-47.8
Fumbles-Lost	1-0	2-1
Penalties-Yards	6-50	7-64
Possession Time	37:13	22:47
Third-Down Conversions	9 of 15	4 of 10
Fourth-Down Conversions	2 of 3	0 of 0
Red-Zone Scores-Chances	5-5	3-3
Sacks By: Number-Yards	1-0	0-0

**RUSHING:** Wyoming-Waylee, Harrison 27-170; Ferrell, Jamari 20-89; Stevenson, Justi 1-7; Svoboda, Evan 1-minus 1; Anderson, Kaden 4-minus 1; TEAM 1-minus 2. New Mexico-Dampier, Devon 12-207; Sanders, Eli 17-205.

**PASSING:** Wyoming-Anderson, Kaden 20-29-1-342. New Mexico-Dampier, Devon 16-31-1-164.

**RECEIVING:** Wyoming-Sargent, Jaylen 6-186; Gyllenborg, John 4-38; Stevenson, Justi 3-45; Durr, Chris 3-28; Pelissier, Will 2-19; Miles, Nick 1-25; Nanke, Clay 1-1. New Mexico-Davis, Ryan 6-74; Medford, Caleb 4-46; Bruckler, Trace 4-25; Buckley, Michael 1-13; Sanders, Eli 1-6.

**INTERCEPTIONS:** Wyoming-Brown, Wrook 1-29. New Mexico-Avinger, Noah 1-0.

**FUMBLES:** Wyoming-Anderson, Kaden 1-0. New Mexico-Royal, Jahvante 1-0; Dampier, Devon 1-1.

Wyoming (2-7, 2-3) vs. New Mexico (3-6, 2-3)

**TACKLES (UA-A):** Wyoming-White, Isaac 4-4; Suiaunoa, Shae 4-2; Shay, Connor 3-3; Ekeler, Wyatt 4-1; Brown, Wrook 3-2; Davis, Tyrecus 3-1; Harsh, Sebastian 2-2; Parks, Keany 2-0; Westland, Tyce 2-0; Talich, Nic 2-0; York, Carson 1-0; Erb, Justin 1-0; Florentine, Ben 0-1; Bertagnole, Jord 0-1; Williams, Jaden 0-1. New Mexico-Avinger, Noah 7-8; Williams, Nigel 9-3; Johnson, Dimitri 4-7; Ellis, Christian 2-7; Taylor, Bryson 5-3; Lopez, Gabriel 4-4; Pola-Gates, Noa 4-3; Harris Jr., Anto 2-2; Kpai, Randolph 0-3; Santana, Bryce 2-0; Wilson, Jayden 1-1; Walker, Garrison 0-2; Drake, Kyler 0-2; Drzewiecki, Luke 1-0; Royal, Jahvante 1-0; Brandt-Epps, Dev 0-1.

**RECAP:** The Wyoming Cowboys racked up a season-high 604 yards for the most yards in a game since November of 2021 in a 49-45 road win over New Mexico on Saturday afternoon in University Stadium in Albuquerque. Wyoming added the final 14 points of the contest in the fourth quarter to earn the victory.

The Cowboys rushed for 262 yards in the contest with 342 yards passing. The Lobos countered with 576 yards of total offense with 164 yards through the air and 412 on the ground. The Pokes recorded 30 first downs for the night for the first game with 30 first downs since the Hawaii game in 2013.

The contest saw the return of running back Harrison Waylee to the Cowboy offense. He added 170 yards for his fifth 100-yard game with the Brown and Gold. Quarterback Kaden Anderson had a career day with 342 yards passing with three touchdowns. He was 20-of-29 passing. Wide receiver Jaylen Sargent recorded a career-high 186 yards receiving in the contest.

Wyoming kicker John Hoyland recorded seven points in the game and is now Wyoming's all-time leader with 346 points. He passed Cooper Rothe's previous record of 342 points.

The Cowboy defense was paced by safety Isaac White recording eight tackles. He went over 200 career tackles in the contest. Linebacker Connor Shay added six tackles along with fellow linebacker Shae Suiaunoa adding six tackles. Nickel Wrook Brown returned an interception for a score for his sixth career interception and third of the season. It was the first interception returned for the score of his career and first since Wyatt Ekeler did so against Nevada in the regular season finale last season. Defensive end Tyce Westland added a sack and forced fumble.

The Lobos were paced by quarterback Devon Dampier with 207 yards rushing and 164 passing. Running back Eli Sanders added 205 yards.

**OFFENSIVE NOTES**

- Running back Harrison Waylee appeared in his first game.
- In his return, he rushed for 170 yards for his first 100-yard game since rushing for 128 against Colorado State last season. He has rushed for more than 100 yards five times in his career with the Pokes.
- Waylee now has over 3,000 career rushing yards. He came into the game with 2,876 yards
- Quarterback Kaden Anderson made his first career start.
- Anderson threw for a career-high 342 yards with threw touchdowns for a career-high.
- Running back Jamari Ferrell recorded his first touchdown of the season and second of his career.
- Ferrell recorded a career-high 89 yards rushing in the contest.
- Tight end John Michael Gyllenborg recorded a touchdown reception in the first quarter for the fifth of his career and second of the season.

•Wide receiver Jaylen Sargent recorded a career-high six catches for a career-high 186 yards.

•Tight end Nick Miles hauled in a career-long 25 yard reception in the first half.

•Wie receiver Justin Stevenson recorded three catches for 45 yards for a career-high.

**DEFENSIVE NOTES**

•Safety Isaac White recorded eight tackles in the game and now has 205 career tackles after coming into the game with 197.

•Linebacker Connor Shay recorded six tackles.

•Nickel Wrook Brown recorded an interception for a touchdown. It was his first career touchdown. It was the first interception for a touchdown by the Cowboys since Wyatt Ekeler returned on 38 yards against Nevada last season in the Regular season finale.

**Cowboys in the 2024 Mountain West and NCAA Statistical Rankings:**  
Below are where the Wyoming Cowboys ranked during the 2024 season

Statistic		Conference Rank	Value	National Leader	Value	Conference Rank	Value
3rd Down Conversion Pct (133 ranked)	79	6	0.391	Miami (FL)	0.565	Boise St.	0.513
3rd Down Conversion Pct Defense (133 ranked)	8	1	0.288	Utah	0.238	Wyoming	0.288
4th Down Conversion Pct (133 ranked)	20	3	0.667	Minnesota	0.875	Boise St.	0.846
4th Down Conversion Pct Defense (133 ranked)	103	7	0.647	Louisiana Tech	0.182	San Jose St.	0.429
Blocked Kicks (44 ranked)	44	4	1	4 teams tied	5	UNLV	5
Blocked Kicks Allowed (133 ranked)	1	1	0	55 teams tied	0	Boise St. New Mexico Wyoming	0 0 0
Blocked Punts (14 ranked)				UNLV	5	UNLV	5
Blocked Punts Allowed (133 ranked)	1	1	0	92 teams tied	0	7 teams tied	0
Completion Percentage (133 ranked)	128	11	0.516	Oregon	0.739	Fresno St.	0.699
Defensive TDs (41 ranked)	41	4	1	Tulane	6	San Diego St.	3
Fewest Penalties (133 ranked)	57	5	54	Iowa	31	Air Force	35
Fewest Penalties Per Game (133 ranked)	67	6	6.00	Iowa	3.10	Air Force	3.89
Fewest Penalty Yards (133 ranked)	65	4	493	Rutgers	266	Air Force	316
Fewest Penalty Yards Per Game (133 ranked)	76	5	54.78	Rutgers	29.56	Air Force	35.11
First Downs Defense (133 ranked)	96	5	192	Ohio St.	124	Air Force	150
First Downs Offense (133 ranked)	113	9	162	Miami (FL)	275	New Mexico	241
Fumbles Lost (133 ranked)	24	5	3	Louisiana	0	Fresno St. San Diego St. UNLV	1 1 1
Fumbles Recovered (127 ranked)	97	9	3	Duke	12	Air Force	8
Kickoff Return Defense (133 ranked)	126	12	25.17	Arizona	0.00	Hawaii	14.28
Kickoff Returns (133 ranked)	14	1	25.17	Oregon	34.67	Wyoming	25.17
Net Punting (133 ranked)	75	6	38.72	Southern California	45.57	Hawaii	41.48
Passes Had Intercepted (133 ranked)	98	7	10	Army West Point	1	Boise St. UNLV	4 4
Passes Intercepted (128 ranked)	99	8	5	California	17	San Jose St.	16
Passing Offense (133 ranked)	104	9	193.8	Miami (FL)	368.2	San Jose St.	332.3
Passing Yards Allowed (133 ranked)	85	6	231.1	Texas	135.3	Air Force	183.6
Passing Yards per Completion (133 ranked)	28	4	13.21	Army West Point	18.66	Air Force	15.00
Punt Return Defense (133 ranked)	54	5	5.94	Georgia	-1.60	UNLV	1.75
Punt Returns (133 ranked)	125	12	3.50	UAB	22.29	Colorado St.	19.40
Red Zone Defense (133 ranked)	129	11	0.968	Army West Point	0.500	San Jose St.	0.771
Red Zone Offense (133 ranked)	17	2	0.920	Troy	1.000	Boise St.	0.933
Rushing Defense (133 ranked)	115	10	196.0	Indiana	72.2	UNLV	112.0
Rushing Offense (133 ranked)	90	8	143.0	Army West Point	334.9	Boise St.	268.6
Sacks Allowed (133 ranked)	78	8	2.11	Army West Point	0.33	New Mexico	0.50
Scoring Defense (133 ranked)	107	10	31.7	Army West Point	10.3	Hawaii	22.7
Scoring Offense (133 ranked)	112	11	21.6	Miami (FL)	45.0	Boise St.	43.8
Tackles for Loss Allowed (133 ranked)	64	9	5.33	Army West Point	2.44	New Mexico	2.60
Team Passing Efficiency (133 ranked)	125	11	112.58	Army West Point	187.91	UNLV	158.69
Team Passing Efficiency Defense (133 ranked)	75	5	135.37	Texas	89.39	Fresno St.	109.45

**Cowboys in the 2024 Mountain West and NCAA Statistical Rankings:**  
Below are where the Wyoming Cowboys ranked during the 2024 season

Statistic	Player	National Rank	Conference Rank	Value					
Team Sacks (133 ranked)		129	10	1.00	Ole Miss	4.60	Boise St.	4.44	
Team Tackles for Loss (133 ranked)		97	8	4.8	Ole Miss	10.3	Boise St.	8.3	
Time of Possession (133 ranked)		50	4	30:46	Oregon St.	35:06	Air Force	33:01	
Total Defense (133 ranked)		114	10	427.1	Ohio St.	250.8	Hawaii	346.2	
Total Offense (133 ranked)		107	10	336.8	Miami (FL)	544.8	Boise St.	496.2	
Turnover Margin (133 ranked)		103	9	-0.56	James Madison	2.00	UNLV	1.33	
Turnovers Gained (133 ranked)		116	11	8	James Madison	24	San Jose St.	22	
Turnovers Lost (133 ranked)		63	5	13	Army West Point	3	UNLV	5	
Winning Percentage (133 ranked)		116	10	0.222	4 teams tied	1.000	Boise St.	0.889	

# Wyoming Cowboys

Cowboys in the 2024 Mountain West and NCAA Statistical Rankings:  
Below are where the Wyoming Cowboys ranked during the 2024 season

Statistic		National Rank	Conference Rank	Value	National Leader	Value	Conference Rank	Value
Combined Kick Returns (198 ranked)	Tyler King	26	3	342	Kaden Wetjen, Iowa	751	Tylan Hines, Hawaii	403
Completion Percentage (119 ranked)	Evan Svoboda	117	12	0.469	Dillon Gabriel, Oregon	0.741	Mikey Keene, Fresno St.	0.704
Completions Per Game (99 ranked)					Kyle McCord, Syracuse	30.56	Spencer Petras, Utah St.	27.00
Field Goal Percentage (109 ranked)	John Hoyland	61	6	0.750	Alex Raynor, Kentucky Ryan Fitzgerald, Florida St. Connor Gibbs, Southern Miss.	1.000 1.000 1.000	Gabriel Plascencia, San Diego St.	0.917
Field Goals Per Game (135 ranked)	John Hoyland	76	7	1.00	Caden Chittenden, UNLV	2.22	Caden Chittenden, UNLV	2.22
Forced Fumbles (30 ranked)					Davin Vann, NC State Marques Watson-Trent, Ga. Southern	0.50 0.50	Korey Foreman, Fresno St.	0.38
Fumbles Recovered (64 ranked)	Keady Parks Tyce Westland Carson York	64 64 64	4 4 4	1 1 1	Sam Howard, Tulane Chandler Martin, Memphis	4 4	Osaro Aihie, Air Force Ty Benefield, Boise St. Marco Notarainni, Boise St.	2 2 2
Interceptions Per Game (90 ranked)	Wrook Brown	27	6	0.3	Nohl Williams, California	0.8	Cameron Lockridge, Fresno St.	0.6
Kickoff Return TDs (3 ranked)	Tyler King	3	1	1	Rayshawn Pleasant, Tulane Keelan Marion, BYU	2 2	Jai'Den Thomas, UNLV Dylan Riley, Boise St. Tyler King, Wyoming	1 1 1
Kickoff Returns (52 ranked)	Tyler King	4	1	28.6	Keelan Marion, BYU	29.2	Tyler King, Wyoming	28.6
Passes Defended (12 ranked)					Michael Coats Jr., Nevada	1.5	Michael Coats Jr., Nevada	1.5
Passing Efficiency (119 ranked)	Evan Svoboda	118	12	94.6	Jaxson Dart, Ole Miss	188.6	Haji-Malik Williams, UNLV	164.7
Passing TDs (143 ranked)	Kaden Anderson Evan Svoboda	135 143	12 13	5 4	Cameron Ward, Miami (FL)	32	Brayden Schager, Hawaii	19
Passing Yards (129 ranked)	Evan Svoboda	119	12	1,025	Cameron Ward, Miami (FL)	3,494	Mikey Keene, Fresno St.	2,487
Passing Yards Per Game (130 ranked)	Evan Svoboda Kaden Anderson	121 123	12 13	113.9 102.7	Kyle McCord, Syracuse	350.3	Spencer Petras, Utah St.	290.4
Passing Yards per Completion (119 ranked)	Evan Svoboda	54	6	12.20	Tommy Ulatowski, Kent St.	18.08	Walker Eget, San Jose St.	15.62
Points Responsible For (184 ranked)					Cameron Ward, Miami (FL)	222	Brayden Schager, Hawaii	150
Points Responsible For Per Game (198 ranked)					John Mateer, Washington St.	22.4	Ashton Jeanty, Boise St.	16.0
Punt Return TDs (2 ranked)					Kam Shanks, UAB	2	7 players tied	1
Punt Returns (54 ranked)					Kam Shanks, UAB	22.3	Jalen Moss, Fresno St.	14.0
Punting (74 ranked)	Jack Culbreath	57	4	41.5	Alex Mastromanno, Florida St.	48.2	Lucas Borrow, Hawaii	46.1
Receiving TDs (153 ranked)					Nick Nash, San Jose St.	13	Nick Nash, San Jose St.	13
Receiving Yards (200 ranked)					Nick Nash, San Jose St.	1,156	Nick Nash, San Jose St.	1,156
Receiving Yards Per Game (200 ranked)	John Michael Gyllenberg	157	14	50.7	Nick Nash, San Jose St.	128.4	Nick Nash, San Jose St.	128.4
Receptions Per Game (195 ranked)					Nick Nash, San Jose St.	9.6	Nick Nash, San Jose St.	9.6
Rush Yards Per Carry (154 ranked)	Sam Scott	82	10	4.99	Devon Dampier, New Mexico	7.93	Devon Dampier, New Mexico	7.93
Rushing TDs (199 ranked)	Evan Svoboda Sam Scott	104 199	13 20	5 3	Ashton Jeanty, Boise St.	23	Ashton Jeanty, Boise St.	23
Rushing Yards (200 ranked)	Sam Scott	149	14	424	Ashton Jeanty, Boise St.	1,734	Ashton Jeanty, Boise St.	1,734
Rushing Yards Per Game (199 ranked)	Sam Scott	119	12	53.0	Ashton Jeanty, Boise St.	192.7	Ashton Jeanty, Boise St.	192.7
Sacks (150 ranked)	Braden Siders	132	11	0.44	Mike Green, Marshall	1.44	Trey White, San Diego St.	1.28
Scoring (197 ranked)	John Hoyland	157	15	5.6	Ashton Jeanty, Boise St.	16.0	Ashton Jeanty, Boise St.	16.0
Solo Tackles (17 ranked)					Shaun Dolac, Buffalo Carson Schwesinger, UCLA	6.6 6.6	Jordan Vincent, Utah St.	5.4
Tackles For Loss (20 ranked)					Mike Green, Marshall	1.9	Trey White, San Diego St.	1.8
Total Interceptions (74 ranked)	Wrook Brown	22	6	3	Nohl Williams, California	7	Cameron Lockridge, Fresno St.	5
Total Offense (199 ranked)	Evan Svoboda Kaden Anderson	119 140	13 15	137.8 106.3	Jaxson Dart, Ole Miss	371.3	Devon Dampier, New Mexico	329.0

# Wyoming Cowboys

## Cowboys in the 2024 Mountain West and NCAA Statistical Rankings:

Below are where the Wyoming Cowboys ranked during the 2024 season

Statistic	Player	National Rank	Conference Rank	Value				
Total Points Scored (147 ranked)					Ashton Jeanty, Boise St.	144	Ashton Jeanty, Boise St.	144
Total Tackles (477 ranked)	Shae Suaiauna Connor Shay Sabastian Harsh	62 260 351	9 27 35	7.8 5.6 5.0	Shaun Dolac, Buffalo	13.3	Jordan Vincent, Utah St.	9.7
Total Touchdowns (130 ranked)					Ashton Jeanty, Boise St.	24	Ashton Jeanty, Boise St.	24
Yards per Pass Attempt (119 ranked)	Evan Svoboda	118	12	5.73	Jaxson Dart, Ole Miss	11.44	Walker Eget, San Jose St.	8.81
Yards per Reception (200 ranked)	John Michael Gyllenborg Tyler King	92 129	6 8	15.43 14.25	Dont'e Thornton Jr., Tennessee	25.25	Justin Lockhart, San Jose St.	19.82

## Game-by-Game Rushing

### 2024 GBG Rushing (Att-Yds-TD)

	Total	ASU	Idaho	BYU	UNT	AFA	SDSU	SJSU	USU	UNM	CSU	BSU	WSU
Scott, Sam	85-424/3	5-26/0	1-2/0	4-20/0	11-39/0	19-97/1	20-94/1	14-35/0	11-115/1	DNP			
Svoboda, Evan	87-215/5	6-30/0	14-45/0	10-32/2	9-14/0	12-70/2	14-55/1	15-6/0	6-24/0	1-1/0			
Ferrell, Jamari	54-179/1	1-0/0	7-13/0	2-2/0	3-6/0	3-20/0	6-24/0	5-14/0	7-23/0	20-89/1			
Waylee, Harrison	27-170/1	DNP	DNP	DNP	DNP	DNP	DNP	DNP	DNP	27-170/1			
Jones, D.J.	57-162/0	17-43/0	17-80/0	14-17/0	9-22/0	DNP	DNP	DNP	DNP	DNP			
King, Tyler	10-86/2	-	-	1-4/0	-	2-2/1	-	2-3/0	5-77/1	DNP			
Stevenson, Justi	4-33/0	-	1-16/0	-	-	-	-	-	2-10/0	1-7/0			
Anderson, Kaden	15-25/1	1-0/0	-	DNP	-	1-1/0	DNP	-	9-25/0	4-1/1			
Williams, Jayden	1-17/0	-	-	-	-	-	1-17/0	-	-	-			
McNeely, Dawaiia	2-12/0	DNP	1-4/0	1-8/0	DNP	DNP	DNP	DNP	DNP	DNP			
Pelissier, Will	1-3/0	-	1-3/0	-	-	-	-	-	-	-			
Durr, Chris	1-3/0	-	-	-	-	-	-	-	1-3/0	-			
Wilson, Jake	1-1/0	DNP	DNP	DNP	DNP	DNP	-	1-1/0	DNP	DNP			

### 2023 GBG Rushing (Att-Yds-TD)

	Total	TTU	PSU	TEXAS	App St.	UNM	Fresno St.	AFA	Boise St.	CSU	UNLV	UH	Nev	Toledo
Waylee, Harrison	164-947/5	DNP	DNP	18-110/1	17-156/1	18-191/1	22-83/0	DNP	10-18/0	29-128/0	8-29/0	11-70/1	13-71/1	18-91/0
Scott, Sam RB	49-237/2	7-44/1	11-70/0	-	-	2-4/0	-	14-43/0	1-9/0	4-18/1	6-16/0	2-18/0	1-6/0	1-9/0
Ferrell, Jamari RB	52-188/1	7-21/0	5-18/1	1-7/0	DNP	2-2/0	2-9/0	7-30/0	3-13/0	DNP	2-4/0	6-23/0	12-36/0	5-25/0
Svoboda, Evan QB	25-80/2	3-8/0	-	5-13/0	DNP	2-8/0	3-9/0	DNP	-	DNP	-	3-15/1	4-27/0	5-26/1
Boddie, Devin WR	4-26/0	-	1-4/0	-	1-26/0	-	1-3/0	-	DNP	-	-	-	-	1-1/0
Pelissier, Will WR	3-6/0	DNP	DNP	DNP	DNP	DNP	1-4/0	-	1-4/0	-	1-2/0	-	-	--

### 2022 GBG Rushing (Att-Yds-TD)

	Total	Illinois	TULSA	UNC	AFA	BYU	SJSU	UNM	USU	HAWAII	CSU	BSU	FSU	Ohio
McNeely, Dawaiia	63-356/1	DNP	6-26/0	14-48/0	7-42/0	5-33/0	4-5/0	12-62/0	-	4-81/1	6-21/0	5-38/0	DNP	DNP
Clemons, Jayden QB	15-68/1	DNP	DNP	-	DNP	DNP	1-0/0	DNP	DNP	DNP	5-32/1	7-26/0	DNP	2-10/0
Pelissier, Will WR	6-38/0	-	2-19/0	-	1-1/0	-	DNP	DNP	1-13/0	1-4/0	1-1/0	-	DNP	DNP
Scott, Sam	3-11/0	-	DNP	-	-	-	-	-	-	-	-	-	-	3-11/0

### 2021 GBG Rushing (Att-Yds-TD)

	Total	MSU	NIU	BaST	UCONN	AFA	FSU	UNM	SJSU	CSU	BSU	USU	HH	Kent
McNeely, Dawaiia	17-113/1	DNP	DNP	6-48/1	1-1/0	1-1/0	-	-	1-11/0	3-24/0	DNP	5-32/0	DNP	-

### 2020 GBG Rushing (Att-Yds-TD)

	Total	Nevada	Hawaii	CSU	UNLV	UNM	BSU
MCNEELY, D. RB	14-55/0	DNP	-	-	13-54/0	1-1/0	-

## Game-by-Game Receiving

### 2024 Receiving GBG (Att-Yds-TD)

	Total	ASU	Idaho	BYU	UNT	AFA	SDSU	SJSU	USU	UNM	CSU	BSU	WSC
Gyllenberg, John	23-355/2	DNP	DNP	-	5-56/0	4-70/0	4-48/0	5-137/1	1-6/0	4-38/1	-	-	-
Sargent, Jaylen	14-317/2	-	-	2-18/0	1-10/0	1-7/0	2-84/1	2-12/0	-	6-186/1	-	-	-
Durr, Chris	21-255/1	3-16/1	-	1-4/0	-	3-71/0	-	2-53/0	9-83/0	3-28/0	-	-	-
King, Tyler	16-228/0	1-23/0	-	3-52/0	1-14/0	2-10/0	2-34/0	3-43/0	4-52/0	DNP	-	-	-
Pelissier, Will	9-150/0	-	1-38/0	1-5/0	-	2-32/0	1-7/0	2-49/0	-	2-19/0	-	-	-
Stevenson, Justi	10-100/2	-	-	1-5/0	1-10/0	2-1/0	1-6/0	1-18/1	1-15/0	3-45/1	-	-	-
Scott, Sam	10-77/1	-	2-18/0	1-5/0	3-52/1	1-0/0	2-12/0	1--10/0	-	DNP	-	-	-
Nanke, Clay	3-57/0	-	-	1-24/0	-	-	-	-	1-32/0	1-1/0	-	-	-
Miles, Nick	8-57/0	2-11/0	1-9/0	1-4/0	1-0/0	-	-	2-8/0	-	1-25/0	-	-	-
Ferrell, Jamari	6-34/0	1-4/0	2-22/0	1-5/0	-	1--3/0	-	-	1-6/0	-	-	-	-
Jones, D.J.	4-24/0	1-5/0	1--1/0	-	2-20/0	DNP	DNP	DNP	DNP	DNP	-	-	-
Brown, Alex	2-21/0	-	1-6/0	1-15/0	-	-	-	-	-	DNP	-	-	-
Schoenfeld, Isaa	1-7/0	1-7/0	-	-	-	-	-	-	-	-	-	-	-

### 2023 Receiving GBG (Att-Yds-TD)

	Total	TTU	PSU	TEXAS	App St.	UNM	Fresno St.	AFA	Boise St.	CSU	UNLV	UH	Nev.	Toledo
Gyllenberg, Joh	23-360/3	5-37/1	2-22/0	1-8/0	-	1-25/0	-	2-40/0	3-24/1	1-4/0	1-28/0	3-128/1	-	4/44
Brown, Alex WR	8-106/0	-	DNP	-	1-5/0	1-12/0	1-11/0	-	1-8/0	2-32/0	-	-	1-28/0	1/10
Scott, Sam RB	11-77/0	3-7/0	-	-	-	-	-	3-43/0	-	3-21/0	2-6/0	-	-	-
Pelissier, Will WR	7-79/1	DNP	DNP	DNP	DNP	DNP	-	1-12/0	-	1-5/0	2-15/0	1-9/0	1-34/1	1/4
Waylee, Harris	12-66/0	DNP	DNP	-	1-7/0	-	2-14/0	DNP	1-1/0	1-12/0	1--1/0	1-11/0	2-19/0	3/3
Boddie, Devin WR	6-48/0	-	-	3-25/0	-	1-14/0	1-3/0	-	DNP	-	-	-	-	1/6
Miles, Nick TE	1-22/0	-	-	-	-	-	-	1-22/0	-	-	DNP	-	--	--
Driskill, Caleb FB	2-15/1	1-4/1	-	-	-	-	-	-	-	-	-	-	1-11/0	--
Sargent, Jalen WR	1-15/0	-	1-15/0	-	DNP	DNP	DNP	-	DNP	-	DNP	-	DNP	--
Ferrell, Jamari RB	2-7/0	-	-	-	DNP	-	1-6/0	-	-	DNP	-	-	1-1/0	--

### 2022 Receiving GBG (Att-Yds-TD)

	Total	Illinos	Tulsa	UNC	AFA	BYU	SJSU	UNM	USU	Hawaii	CSU	BSU	FSU	Ohio
Pelissier, Will WR	8-101/1	1-5/0	3-67/1	-	3-21/0	1-8/0	DNP	DNP	-	-	-	-	DNP	DNP
Brown, Alex WR	6-69/1	-	DNP	1-4/0	1-5/0	-	-	-	-	-	1-32/1	-	DNP	3-28/0
Gyllenberg, Joh	3-21/0	-	DNP	-	-	-	-	-	-	-	-	-	3-21/0	-
Sargent, Jalen WR	2-12/0	DNP	DNP	DNP	DNP	DNP	-	DNP	DNP	DNP	DNP	DNP	-	2-12/0
Miles, Nick TE	1-11/0	-	DNP	-	-	-	-	-	DNP	-	-	-	1-11/0	-
Driskill, Caleb FB	1-1/0	DNP	-	-	-	DNP	-	-	-	-	-	-	-	1-1/0

### 2021 Receiving GBG (Att-Yds-TD)

	Total	MSU	NIU	BaSt	UCONN	AFA	FSU	UNM	SJSU	CSU	BSU	USU	HAWAII	Kent
Pelissier, Will WR	8-101/1	1-5/0	3-67/1	-	3-21/0	1-8/0	DNP	DNP	-	-	-	-	-	-
Brown, Alex WR	2-9/0	-	DNP	1-4/0	1-5/0	-	-	-	-	-	-	-	-	-

## Game-by-Game Passing

2024

#17 Evan Svoboda	Att	Comp	Int	Pct	Yards	TD	Long	Sack	Yds	Effic
Arizona St.	15	6	2	40.0	42	0	12	3	0	36.9
Idaho	24	10	0	41.7	126	1	38	4	0	99.5
BYU	31	14	1	45.2	140	0	36	1	0	76.6
North Texas	23	11	0	47.8	155	1	41	1	0	118.8
Air Force	21	15	0	71.4	165	0	33	0	0	137.4
San Diego St.	31	12	2	38.7	191	1	70	6	0	88.2
San Jose St.	27	14	1	51.9	194	1	40	2	0	117.0
Utah St.	7	2	1	28.6	12	0	8	1	0	14.4
<b>TOTALS</b>	<b>179</b>	<b>84</b>	<b>7</b>	<b>46.9</b>	<b>1025</b>	<b>4</b>	<b>70</b>	<b>18</b>	<b>0</b>	<b>94.6</b>

2024

#12 Kaden Anderson	Att	Comp	Int	Pct	Yards	TD	Long	Sack	Yds	Effic
Arizona St.	5	4	0	80.0	36	1	23	0	0	206.5
Idaho	1	0	0	0.0	0	0	0	0	0	0.0
North Texas	5	4	0	80.0	20	0	10	0	0	113.6
Air Force	1	1	0	100.0	23	0	23	0	0	293.2
San Jose St.	11	4	2	36.4	116	1	63	0	0	118.6
Utah St.	24	15	0	62.5	182	0	32	1	0	126.2
New Mexico	29	20	1	69.0	342	3	68	0	0	195.3
<b>TOTALS</b>	<b>76</b>	<b>48</b>	<b>3</b>	<b>63.2</b>	<b>719</b>	<b>5</b>	<b>68</b>	<b>1</b>	<b>0</b>	<b>156.4</b>

2023

#17 Evan Svoboda	Comp	Att	Int	Pct	Yards	TD	Long	Sack	Yds	Effic
Texas	17	28	1	60.7	137	0	20	1	0	94.4
Boise State	1	0	0	0.0	0	0	0	0	0	0.0
UNLV	6	4	0	66.7	32	0	19	0	0	111.5
Toledo	1	2	0	50.0	16	0	16	0	0	
<b>TOTALS</b>	<b>23</b>	<b>38</b>	<b>1</b>	<b>60.5</b>	<b>200</b>	<b>0</b>	<b>20</b>	<b>1</b>	<b>0</b>	<b>99.5</b>

**2024 Game-by-Game Tackles (Solo-Assist)**

	S-UA	Total	ASU	Idaho	BYU	UNT	AFA	SDSU	SJSU	USU	Boise St.	UNM	CSU	BSU	WSU
Suiaunoa,Shae	38-32	70	2-1	5-5	1-4	5-4	7-6	7-3	1-5	6-2	4-2	-	-	-	-
Shay,Connor	29-21	50	5-3	4-1	3-1	2-6	2-2	1-3	2-1	7-1	3-3	-	-	-	-
White,Isaac29-14	43	6-3	DNP	6-4	7-1	2-1	DNP	DNP	4-1	4-4	-	-	-	-	-
Harsh,Sabastian	25-15	40	4-2	3-2	3-4	4-0	3-1	5-1	1-3	DNP	2-2	-	-	-	-
Brown,Wrook	30-8	38	3-2	2-1	2-0	2-0	6-2	2-0	7-1	3-0	3-2	-	-	-	-
Ekeler,Wyett	20-13	33	5-4	3-1	2-3	DNP	DNP	DNP	1-1	5-3	4-1	-	-	-	-
Johnson,Andrew	19-11	30	0-3	3-2	2-3	4-1	2-0	5-0	2-2	1-0	-	-	-	-	-
Westland,Tyce	14-12	26	3-0	0-1	2-1	0-2	2-3	DNP	0-2	5-3	2-0	-	-	-	-
Parks,Keany	22-4	26	2-1	4-1	5-1	7-0	DNP	1-0	-	1-1	2-0	-	-	-	-
Davis,Tyrecus	21-4	25	5-1	2-0	3-1	1-0	-	1-0	5-0	1-1	3-1	-	-	-	-
Siders,Braden	12-10	22	1-1	3-2	-	DNP	1-1	5-0	1-1	1-5	-	-	-	-	-
Bertagnole,Jord	8-12	20	0-2	1-2	2-1	-	3-2	0-2	2-1	0-1	0-1	-	-	-	-
Florentine,Ben	7-13	20	1-1	3-0	0-1	1-2	2-5	DNP	-	0-3	0-1	-	-	-	-
Williams,Jayden	10-9	19	4-0	2-0	1-2	1-2	-	1-2	1-2	0-1	-	-	-	-	-
Day,Ethan	6-8	14	0-2	1-1	1-2	1-0	1-1	-	0-2	2-0	-	-	-	-	-
Williams,Jaden	4-9	13	0-4	-	-	2-0	-	1-2	1-1	0-1	0-1	-	-	-	-
Singleton,Maliq	9-2	11	-	-	-	3-1	1-0	5-1	DNP	-	-	-	-	-	-
Drake,Dante	5-3	8	1-0	-	1-0	-	1-0	2-3	DNP	-	DNP	-	-	-	-
Harris,DeVonne	6-1	7	1-0	DNP	DNP	DNP	DNP	1-0	-	4-1	-	-	-	-	-
DeMarzo,Cole	2-4	6	1-1	-	-	DNP	1-3	-	-	-	-	-	-	-	-
Bell,Ian	2-1	3	-	-	-	-	1-1	1-0	-	-	-	-	-	-	-
Talich,Nic	2-1	3	-	-	-	-	-	0-1	-	-	2-0	-	-	-	-
Thomas,Jones	3-0	3	-	1-0	-	1-0	DNP	DNP	1-0	DNP	-	-	-	-	-
Sunn,Read	2-1	3	-	-	-	-	-	1-1	1-0	-	-	-	-	-	-

**2023 Game-by-Game Tackles (Solo-Assist)**

	S-UA	TOTAL	TTU	PSU	TEXAS	App.St.	UNM	Fresno St.	AFA	Boise St.	CSU	UNLV	UH	Nev	Toledo
Suiaunoa, Shae	60-33	93	8-4	3-1	1-4	7-2	4-1	9-3	5-1	5-6	3-4	5-2	4-2	3-1	3-2
Ekeler, Wyatt	49-28	77	3-4	6-1	3-6	6-2	3-1	2-1	4-4	4-4	7-0	4-1	2-2	3-2	2-0
White, Isaac	33-28	61	2-2	5-2	1-3	3-5	2-3	3-0	2-7	3-0	3-1	1-5	4-0	3-0	1-0
Bertagnole,Jord	27-33	60	2-4	4-3	1-3	4-4	-	1-3	1-1	4-2	0-4	2-7	4-1	2-0	2-1
Harsh, Sabastia	30-20	50	4-0	2-1	6-1	1-3	2-1	DNP	4-4	2-0	3-2	1-4	0-1	3-3	2-0
Brown, Wrook	34-13	47	4-1	7-1	2-1	4-3	5-0	3-1	-	5-3	DNP	0-2	DNP	3-0	1-1
Harris, DeVonne	20-15	35	2-0	3-1	DNP	5-4	1-0	1-0	3-2	2-3	0-3	2-1	-	0-1	-
Davis, Tyrecus	24-3	27	5-2	2-0	1-1	1-0	DNP	DNP	DNP	DNP	1-0	5-0	5-0	3-0	1-0
Siders, Braden	15-11	26	2-0	0-2	1-1	2-0	DNP	DNP	4-1	0-2	-	0-2	3-1	1-2	2-0
Westland, Tyce	8-10	18	-	-	0-1	-	2-1	1-1	-	1-1	-	2-3	1-1	0-2	1-0
Shay, Connor	8-7	15	-	1-1	-	-	1-0	-	-	3-1	-	2-3	1-1	-	0-1
DeMarzo, Cole	8-6	14	0-1	1-1	1-0	-	-	1-0	3-2	-	0-1	2-1	0-1	0-1	-
Florentine, Ben	7-4	11	1-0	1-1	1-1	1-0	1-0	0-1	-	0-1	-	-	-	2-0	DNP
Robinson,Caleb	5-4	9	2-0	0-1	-	DNP	-	DNP	-	1-1	-	-	1-0	0-2	1-0
Johnson, Andrew	4-3	7	0-1	1-1	-	-	-	-	-	-	1-0	-	1-0	1-0	0-1
Young, Micah	1-5	6	-	-	0-1	-	1-0	0-1	-	0-1	-	0-2	-	-	1-0
Bell, Ian	2-4	6	DNP	-	-	-	0-2	-	-	-	-	1-2	-	-	1-0
York, Carson	2-1	3	-	-	1-0	-	-	0-1	-	-	-	-	-	-	1-0
Shogren, Kevin	1-2	3	DNP	DNP	DNP	DNP	1-2	DNP	DNP	DNP	DNP	DNP	-	DNP	DNP
Williams, Jaden	1-1	2	1-0	DNP	-	DNP	DNP	DNP	DNP	DNP	DNP	DNP	0-1	DNP	DNP
Talich, Nic	1-1	2	0-1	-	-	-	-	-	-	-	-	-	1-0	-	-
Sunn, Read	0-1	1	-	-	-	-	-	-	-	-	-	-	-	-	0-1
Singleton, Mali	1-0	1	DNP	DNP	DNP	DNP	-	DNP	1-0	DNP	DNP	DNP	-	DNP	DNP

**2022 Game-by-Game Tackles (Solo-Assist)**

	S-UA	TOTAL	Illinois	Tulsa	UNC	AFA	BYU	SJSU	UNM	USU	Hawaii	CSU	BSU	FSU	Ohio
Suiaunoa, Shae	43-30	73	5-1	5-2	5-3	4-0	2-3	2-1	3-4	3-1	5-3	1-6	4-3	0-1	4-2
Ekeler, Wyatt	44-23	67	4-2	3-3	5-0	2-0	2-3	6-1	0-1	4-0	5-2	0-5	8-4	3-1	2-1
White, Isaac	46-19	65	3-0	3-0	3-0	3-1	5-2	1-2	4-0	4-2	5-1	3-6	4-4	3-1	5-0
Harris, DeVonne	30-26	56	2-4	3-1	2-1	2-1	1-1	2-1	1-3	5-2	4-0	0-4	4-5	1-0	3-3
Bertagnole, J.	25-26	51	2-1	3-2	1-0	1-5	5-2	4-1	1-2	4-5	2-1	1-6	DNP	DNP	1-1
Siders, Braden	35-9	44	2-1	1-0	0-1	6-0	2-2	2-1	4-1	2-1	2-0	1-1	3-1	4-0	6-0
Brown, Wrook	24-13	37	1-4	-	0-1	-	-	1-0	7-3	2-1	3-0	0-1	2-2	3-0	5-1
DeMarzo, Cole	9-15	24	3-2	0-2	0-1	1-1	-	1-2	-	-	-	1-2	1-1	0-4	2-0
Robinson, Caleb	7-7	14	-	0-1	-	1-0	-	0-1	1-1	1-2	1-0	0-1	0-1	3-0	-
Sunn, Read	3-5	8	0-1	0-1	-	1-3	-	-	1-0	-	1-0	-	-	-	-
Young, Micah	3-0	3	-	DNP	-	-	-	1-0	1-0	-	-	-	-	-	1-0
Shay, Connor	0-3	3	0-1	DNP	-	-	-	-	-	-	-	0-1	-	0-1	-
York, Carson	1-1	2	-	-	-	-	-	-	-	-	-	-	-	-	1-1
Williams, Jaden	1-1	2	DNP	DNP	DNP	DNP	DNP	DNP	DNP	DNP	DNP	DNP	DNP	0-1	1-0
Florentine, Ben	1-0	1	DNP	DNP	DNP	DNP	DNP	DNP	DNP	DNP	DNP	DNP	-	1-0	DNP

**2021 Game-by-Game Tackles (Solo-Assist)**

	S-UA	TOTAL	MSU	NIU	BaSt	UCONN	AFA	FSU	UNM	SJSU	CSU	BSU	USU	UH	Kent
White, Isaac	26-7	33	DNP	-	-	DNP	-	-	-	3-1	4-0	3-2	2-2	8-1	6-1
Robinson, Caleb	11-6	17	DNP	DNP	-	DNP	2-1	2-1	DNP	1-1	1-3	2-0	DNP	3-0	-
Harsh, Sabastian	5-2	7	DNP	-	-	0-1	-	-	-	1-1	1-0	DNP	1-0	-	2-0
Ekeler, Wyatt	5-1	6	-	-	1-0	-	DNP	-	1-0	1-0	1-0	-	-	-	0-1
Harris, DeVonne	2-2	4	DNP	DNP	-	DNP	DNP	1-1	DNP	0-1	-	-	1-0	-	-
Suiaunoa, Shae	1-3	4	DNP	0-2	-	DNP	-	-	-	-	0-1	DNP	1-0	-	-
Shay, Connor	1-2	3	DNP	-	-	0-1	-	-	-	-	0-1	-	-	1-0	-

**2020 Game-by-Game Tackles (Solo-Assist)**

	Total	Nevada	Hawaii	CSU	UNLV	UNM	BSU
BERTAGNOLE, J DL	10-21/31	3-0	3-4	0-8	0-3	1-5	3-1
SUIAUNOA, Shae LB	2-6/8	1-1	-	-	-	1-4	0-1
ROBINSON, Caleb DL	1-2/3	DNP	DNP	1-1	0-1	DNP	-
EKELER, Wyatt LB	1-0/1	DNP	-	1-0	DNP	DNP	DNP
WHITE, Issac DB	0-1/1	DNP	DNP	DNP	0-1	DNP	DNP

**2019 Game-by-Game Tackles (Solo-Assist)**

	Total	Mizzou	TXST	Idaho	Tulsa	UNLV	SDSU	UNM	Nevada	BSU	USU	CSU	AFA	GSU	
SUAUNOA, Shae	0-1	1	DNP	DNP	DNP	DNP	DNP	-	DNP	DNP	DNP	-	DNP	DNP	0-1

## Game-by-Game Tackles for Loss

### 2024 Game-By-Game Tackles for Loss (Solo-Assist)

	Total	ASU	Idaho	BYU	UNT	AFA	SDSU	SJSU	USU	UNM	CSU	BSU	WSU
Shay, Connor	2.0/4	1.0/2							1.0/2				
Williams, Jayden	2.0/9	1.0/1			1.0/8								
Westland, Tyce	3.5/13	1.0/5	0.5/0		0.5/1	0.5/6				1.0/1			
Demarzo, Cole	1.0/1	1.0/1											
Siders, Braden	5.5/34	1.0/9	1.0/3			0.5/3	2.0/9	1.0/10					
Suiaunua, Shae	8.5/19		1.5/4		0.5/1	3.0/8	1.5/2		2.0/4				
Parks, Keany	0.5/1		0.5/1										
Harsh, Sebastian	8.5/30	2.5/7	1.0/3		0.5/6		4.0/13	0.5/1					
Florentine, Ben	1.0/6		1.0/6										
Ekeler, Wyatt	1.0/5		1.0/5										
Bertagnole, Jordan	1.5/7		1.0/3			0.5/4							
Drake, Dante	3.5/13			1.0/2		1.0/5	1.5/6						
Shay, Connor	2.0/8				1.0/4	2.0/4							
Harris, Devonne	2.0/8						1.0/6		1.0/2				
Day, Ethan	0.5/0							0.5/0					

### 2023 Game-By-Game Tackles for Loss (Solo-Assist)

	Total	TTU	PSU	Texas	App St.	UNM	Fresno St.	AFA	Boise St.	CSU	UNLV	UH	Nev	Toledo
Suiaunua, Shae	6.0/33	1.0/1	1.5/12				1.0/6		1.5/5	0.5/1		0.5/8		
Harris, Devonne	4.0/29	1.0/6			1.0/3		1.0/13					1.0/7		
Siders, Braden	5.0/20	1.0/5	0.5/6									2.0/5	1.5/4	
Jaden Williams	1.0/6	1.0/6												
Ekeler, Wyatt	5.5/27	--	2.0/2			2.0/20						1.5/5		
White, Isaac	2.0/13	--	0.5/3			0.5/2							1.0/8	
Bertagnole, Jordan	5.0/19	--	1.0/2									2.0/8	2.0/7	
Harsh, Sebastian	9.0/33	--	--	2.0/13				1.0/2	1.0/1	1.0/2	0.5/1		2.5/11	1.0/3
Brown, Wrook	1.0/1	--	--	--	--	1.0/1								
Westland, Tyce	4.5/17	--	--	--	--	0.5/2					1.0/5	1.0/4	1.0/4	1.0/2
Gibbs, Easton	4.0/17						1.0/3		1.5/2	1.0/8		0.5/7		
Robinson, Claeb	1.0/3								1.0/3					
DeMarzo, Cole	1.0/3											1.0/3		

### 2022 Game-By-Game Tackles for Loss (Solo-Assist)

	Total	Illinois	Tulsa	UNC	AFA	BYU	SJSU	UNM	USU	Hawaii	CSU	BSU	FSU	Ohio
BERTAGNOLE, Jordan	7.5/59	1.0/1	1.0/28				1.0/10	2.0/4			2.5/6			
SUIAUNUA, Shae	4.5/23	1.0/2	1.0/4	1.0/10	1.0/3						0.3/4			
HARRIS, DeVonne	13.0/54	1.0/2	1.0/2		1.0/2		1.0/11	1.0/3	3.0/12	3.0/11		1.0/1	1.0/10	
SIDERS, Braden	12.5/48	--	1.0/1			2.0/10	--	2.0/5	1.5/6	1.0/6		1.0/5	1.0/2	3.0/13
SUNN, Read	0.5/0	--	--	--	0.5/0									
DEMARZO, Cole	0.5/1	--	--	--	0.5/1									
BROWN, WROOK	1.5/5	--	--	--	--	--	--	0.5/1	1.0/1					1.0/4
WHITE, Issac	4.0/10	--	--	--	--	--	--	--	1.5/6					1.0/3
Ekeler, Wyatt	1.0/1	--	--	--	--	--	--	--	1.0/1					

### 2021 Game-By-Game Tackles for Loss (Solo-Assist)

	Total	MSU	NIU	BaSt	UCONN	AFA	FSU	UNM	SJSU	CSU	BSU	USU	Hawaii	Kent
Bertagnole, Jordan	3.5/11	1.0/5	--						0.5/1	0.5/1	0.5/1			
Robinson, C.	1.0/2												1.0/2	1.0/3
White, Issac	2.0/8													2.0/8

### 2020 Game-By-Game Tackles for Loss (Solo-Assist)

	Total	Nevada	Hawaii	CSU	UNLV	UNM	BSU
BERTAGNOLE, J DL	5-3/6.5	1.0-5	2.5-15	0.5-2	0.5-0	-	2.0-2
HARRIS, D. DL	1-0/1.0	-	-	DNP	-	-	1.0-1
WHITE, Issac DB	0-1/0.5	DNP	DNP	DNP	0.5-1	DNP	DNP
ROBINSON, Caleb DL	0-1/0.5	DNP	DNP	DNP	0.5-1	-	DNP

### Game-by-Game Sacks

#### 2024 Game-by-Game Sacks (Solo-Assist)

	Total	ASU	Idaho	BYU	UNT	AFA	SDSU	SJSU	USU	UNM	CSU	BSU	WSU
Westland, Tyce	2.5/21	1.0/5					0.5/6				1.0/1		
Siders, Braden	3.5/28	1.0/9					0.5/3	1.0/6	1.0/10				
Harsh, sabastian	1.5/10	1.0/4					0.5/6						
Bertagnole, Jordan	0.5/4						0.5/4						
Harris, DeVonne	1.0/2								1.0/2				

#### 2023 Game-by-Game Sacks (Solo-Assist)

	Total	TTU	PSU	Texas	App St.	UNM	Fresno St.	AFA	Boise St.	CSU	UNLV	UH	Nev	Toledo
Harris, Devonne	4.0/29	1.0/6			1.0/3		1.0/9					1.0/7		
Siders, Braden	4.0/19	1.0/5	0.5/6									1.0/4	1.5/4	
Jaden Williams	1.0/6	1.0/6												
Bertagnole, Jordan	2.0/4	--	1.0/2										1.0/2	
Godbout, Cole	2.0/10	--	1.5/8				0.5/2							
Suiaunua, Shae	4.5/34	--	1.0/10				1.0/6					0.5/8	2.0/10	
Harsh, Sabastian	1.0/10	--	--	1.0/10										
Ekeler, Wyatt	2.0/20	--	--	--	--	2.0/20								
Gibbs, Easton	2.0/17						0.5/2		1.0/8			0.5/7		
White, Isaac	1.0/8												1.0/8	
Westland, Tyce	0.5/3												0.5/3	

#### 2022 Game-by-Game Sacks (Solo-Assist)

	Total	Illinois	Tulsa	UNC	AFA	BYU	SJSU	UNM	USU	Hawaii	CSU	BSU	FSU	Ohio
SUIAUNNOA, Shae	2.5/18	--	1.0/4	1.0/10							0.5/4			
BERTAGNOLE, Jord	5.5/57	--	1.0/28				1.0/10		1.0/2		2.0/16			
HARRIS, DeVonne	8.0/40	--	1.0/4		1.0/2		1.0/11	1.0/3	3.0/12				1.0/10	
SIDERS, Braden	6.0/28	--	1.0/1			0.5/3		1.0/2	0.5/4	1.0/6				2.0/12
WHITE, Issac 0.5/3	--	--	--	--	--	--	--	0.5/3						

#### 2021 Game-by-Game Sacks (Solo-Assist)

	Total	MSU	NIU	BaSt	UCONN	AFA	FSU	UNM	SJSU	CSU	BSU	USU	HAWAII	Kent
Jordan Bertagnole	0.5/1									0.5/1				
Issac White	1.0/3													1.0/3

#### 2020 Game-by-Game Sacks (Solo-Assist)

	Total	Nevada	Hawaii	CSU	UNLV	UNM	BSU
BERTAGNOLE, J DL	2-1/2.5	1.0-5	1.5-11	-	-	-	-

## CAREER-HIGHS

### Rushing

(Att-Yds-TD)

Name	Attempts	Yards	TD's	Long
MCNEELY	14 Northern Colorado, 2022	96 at Nevada, 2023	2 at Nevada, 2023	61 Hawai'i, 2022
PELISSIER	2 Tulsa, 2022	19 Tulsa, 2022	--	18 Tulsa, 2022
CLEMONS	7 vs. Boise State, 2022	32 Colorado State, 2022	1 Colorado State, 2022	14 Colorado State, 2022
SCOTT	20 San Diego State, 2024	97 Air Force, 2024	1* Colorado State, 2023	43 Utah State, 2024
FERRELL	20 at New Mexico, 2024	89 at New Mexico, 2024	1 at New Mexico, 2024	23 at New Mexico, 2024
SVOBODA	15 at San Jose State, 2024	70 Air Force, 2024	2* BYU, 2024	51 San Diego State, 2024
WAYLEE	29 Colorado State, 2023	191 New Mexico, 2023	1* at New Mexico, 2024	75 App State, 2023
BODDIE	1 App State, 2023	26 App State, 2023	--	26 App State, 2023
JONES	17 at Arizona State, 2024	80 Idaho, 2024	--	15 Arizona State, 2024
ANDERSON	9 Utah State, 2024	25 Utah State, 2024	--	7 Utah State, 2024
STEVENSON	2 Utah State, 2024	16 Idaho, 2024	--	16 Idaho, 2024
KING	5 Utah State, 2024	77 Utah State, 2024	1* Air Force, 2024	54 Utah State, 2024
WILLIAMS, JAY.	1 San Diego State, 2024	17 San Diego State, 2024	--	17 San Diego State, 2024
WILSON	1 at San Jose State, 2024	--	--	--
DURR	1 Utah State, 2024	--	--	3 Utah State, 2024

### Receiving

(Att-Yds-TD)

Name	Catches	Yards	TDs	Long
BROWN	3 Ohio, 2022	19 32 Colorado State, 2022	1 Colorado State, 2022	32 Colorado State, 2022
PELISSIER	3* Air Force, 2022	67 Tulsa, 2022	1 Tulsa, 2022	48 Tulsa, 2022
MARQUEZ	4 Ohio, 2022	44 Hawaii, 2023	1 Hawaii, 2023	44 Hawaii, 2023
GYLLENBORG	5* at UNT, 2024	137 at San Jose State, 2024	1* at New Mexico, 2024	89 Hawaii, 2023
MILES	2* at Arizona State, 2024	25 at New Mexico, 2024	--	25 at New Mexico, 2024
DRISKILL	1* at Nevada, 2023	11 at Nevada, 2023	1 Texas Tech, 2023	11 at Nevada, 2023
SARGENT	6 at New Mexico, 2024	186 at New Mexico, 2024	1* at New Mexico, 2024	70 San Diego State, 2024
SCOTT	3* at UNT, 2024	52 at UNT, 2024	1 at UNT, 2024	41 at UNT, 2024
WAYLEE	3 Toledo, 2023	19 at Nevada, 2023	--	10 at Nevada, 2023
DURR	9 Utah State, 2024	83 Utah State, 2024	1 at Arizona State, 2024	40 at San Jose State, 2024
KING	4 Utah State, 2024	54 BYU, 2024	--	36 BYU, 2024
JONES	2 at UNT, 2024	20 at UNT, 2024	--	11 at UNT, 2024
SCHOENFELD	1 at Arizona State, 2024	7 at Arizona State, 2024	--	7 at Arizona State, 2024
FERRELL	2 Idaho, 2024	22 Idaho, 2024	--	17 Idaho, 2024
NANKE	1* BYU, 2024	32 Utah State, 2024	--	32 Utah State, 2024
STEVENSON	3 at New Mexico, 2024	45 at New Mexico, 2024	1* at New Mexico, 2024	27 at New Mexico, 2024

### Passing

(Att-Yds-TD)

Name	Completions	Attempts	Yards	TDs	Long
SVOBODA	17 at Texas, 2023	32 BYU, 2024	194 at San Jose State, 2024	1* at UNT, 2024	70 San Diego State, 2024
ANDERSON	20 at New Mexico, 2024	29 at New Mexico, 2024	342 at New Mexico, 2024	3 at New Mexico, 2024	68 at New Mexico, 2024

### Returns

(Att-Yds)

Punt Returns

Name	Returns	Yards	TDs	Long
COOLEY	2* Texas, 2023	18 at San Jose State, 2024	--	15 at San Jose State, 2024
KING	1 at San Jose State 2024	--	--	--

### Career Kicking

Field Goals

(Made-ATT)

Name	Extra Points	Field Goals	Long	Yards
HOYLAND	134-135	67-85 (.788)	56	Portland State, 2023

# Wyoming Cowboys

**Tackles  
(Solo-Assist)**

Name	Solo	Assisted	Total Tackles			
SUIAUNOA	9	Fresno State, 2023	6* Colorado State, 2022	13	Air Force, 2024	
BERTAGNOLE	5	BYU, 2022	8	at Colorado St., 2020	9*	UNLV, 2023
HARRIS	5*	App State, 2023	5*	Boise State, 2022	9*	App State, 2023
ROBINSON	3	Hawai'i, 2021	3	Fresno State, 2022	3*	Fresno State, 2022
WHITE	8	Kent State, 2021	7	at Air Force, 2023	10	BYU, 2024
EKELER	8	Boise State, 2022	5	Colorado State, 2022	12	Boise State, 2022
DEMARZO	3*	at Air Force, 2023	4	Fresno State, 2022	5*	at Air Force, 2023
BROWN, WROOK	7*	Portland State, 2023	4	Illinois, 2022	10	New Mexico, 2022
SIDERS	6*	Ohio, 2022	5	Utah State, 2024	6*	Ohio, 2022
SUNN	1*	Air Force, 2022	3	Air Force, 2022	4	Air Force, 2022
DAVIS	5*	Hawaii, 2023	2	Texas Tech, 2023	7	Texas Tech, 2023
HARSH	6	Texas, 2023	5	at Air Force, 2023	8	at Air Force, 2023
JOHNSON	5	San Deigo State, 2024	3	at Arizona State, 2024	6	San Diego State, 2024
FLORENTINE	2	Idaho, 2024	5	Air Force, 2024	7	Air Force, 2024
WESTLAND	5	Utah State, 2024	3*	UNLV, 2023	8	Utah State, 2024
SJOGREN	1	New Mexico, 2023	2	New Mexico, 2023	3	New Mexico, 2023
BELL	1*	UNLV, 2023	2*	UNLV, 2023	3	UNLV, 2023
SHAY	7	Utah State, 2024	6	at UNT, 2024	8*	at UNT, 2024
WILLIAMS, JAY.	4	at Arizona State, 2024	2*	BYU, 2024	4	at Arizona State, 2024
WILLIAMS, JAD.	1*	Texas Tech, 2023	4	at Arizona State, 2024	4	at Arizona State, 2024
PARKS	7	at UNT, 2024	1*	at Arizona State, 2024	7	at UNT, 2024
DAY	2	Utah State, 2024	2*	at Arizona State, 2024	3	BYU, 2024
PELLISSIER	1*	at Arizona State, 2024	--	--	1*	at Arizona State, 2024
DRAKE	2	San Diego State, 2024	3	San Diego State, 2024	5	San Diego State, 2024
ELLER	1	BYU, 2024	--	--	1	BYU, 2024
SINGLETON	5	San Diego State, 2024	1*	at UNT, 2024	6	San Diego State, 2024
MERRITT	1*	Air Force, 2024	--	--	1*	Air Force, 2024
GRANT	1	San Diego State, 2024	--	--	1	San Diego State, 2024
SVOBODA	1	San Diego State, 2024	--	--	1	San Diego State, 2024
SELL	1	San Diego State, 2024	--	--	1	San Diego State, 2024
TALICH	--	--	1	San Diego State, 2024	1	San Diego State, 2024
ERB	--	--	1	San Diego State, 2024	1	San Diego State, 2024
THOMAS	1	at San Jose State, 2024	--	--	1	at San Jose State, 2024
YOUNG	1	at San Jose State, 2024	--	--	1	at San Jose State, 2024
HARVEY	1	Utah State, 2024	--	--	1	Utah State, 2024
MILES	1	Utah State, 2024	--	--	1	Utah State, 2024
SCHOENFELD	1	Utah State, 2024	--	--	1	Utah State, 2024

**Tackles for Loss  
(Solo-Assist)**

Name	Tackles for Loss	Yards
BERTAGNOLE	2.5 Hawai'i, 2020	28 Tulsa, 2022
HARRIS	4.0 Utah State, 2022	12 Utah State, 2022
ROBINSON	1.0* Boise State, 2023	3 Boise State, 2023
WHITE	2.0 Kent State, 2022	8 Kent State, 2022
SUIAUNOA	3.0 Air Force, 2024	12 Portland State, 2023
SIDERS	3.0 Ohio, 2022	10* BYU, 2022
DEMARZO	1.0 at Arizona State, 2024	1 Air Force, 2022
SUNN	0.5 Air Force, 2022	0 Air Force, 2022
EKELER	2.0* New Mexico, 2023	20 New Mexico, 2023
BROWN, WROOK	1.0 Ohio, 2022	4 Ohio, 2022
HARSH	4.0 San Diego State, 2024	13* Texas, 2023
WESTLAND	1.0* at New Mexico, 2024	6 Air Force, 2024
SHAY	1.0* at UNT, 2024	4* at UNT, 2024
WILLIAMS, JAY	1.0 at Arizona State, 2024	1 at Arizona State, 2024
PARKS	0.5 Idaho, 2024	1 Idaho, 2024
FLORENTINE	1.0 Idaho, 2024	9 Idaho, 2024
DRAKE	1.5 San Diego State, 2024	6 San Diego State, 2024
WILLIAMS, JA	1.0 at UNT, 2024	8 at UNT, 2024
JOHNSON	0.5 San Diego State, 2024	2 San Diego State, 2024
DAY	0.5 at San Jose State, 2024	--

**Sacks  
(Solo-Assist)**

Name	Sacks	Yards
BERTAGNOLE	2.0 Colorado State, 2022	28 Tulsa, 2022
SUIAUNNOA	1.0* Portland State, 2023	10* Portland State, 2023
HARRIS	3.0 Utah State, 2022	12 Utah State, 2022
SIDERS	2.0 Ohio, 2022	12 Ohio, 2022
WHITE	1.0 at Nevada, 2023	8 at Nevada, 2023
HARSH	2.0 at Nevada, 2023	10 at Nevada, 2023
EKELER	2.0 New Mexico, 2023	20 New Mexico, 2023
WESTLAND	1.0* at New Mexico, 2024	6 Air Force, 2024

# Wyoming Cowboys

Scoring

Wyoming scored...

60 points or more: 66 vs. UNLV (11/12/16)  
 50-59 points: 52 vs. Kent State (12/21/21)  
 40-49 points: 49 vs. New Mexico (11/2/24)  
 30-39 points: 31 vs. Air Force (9/28/24)  
 20-29 points: 25 vs. Utah State (10/26/24)  
 10-19 points: 14 at San Jose State (10/29/24)  
 Less than 10 points: 7 at Arizona State (8/31/24)  
 Shutout: 0 vs. Fresno State (11/25/22)

Opponent scored...

60 points or more: 69 by UNLV (11/12/16)  
 50-59 points: 52 by Nebraska (9/10/16)  
 40-49 points: 45 by New Mexico (11/2/24)  
 30-39 points: 34 by BYU (9/14/24)  
 20-29 points: 27 by Utah State (10/26/24)  
 10-19 points: 19 by Air Force (9/28/24)  
 Less than 10 points: 6 by Nevada (11/25/23)  
 Shutout: 0 by Gardner-Webb (9/9/17)

Rushing

Wyoming Gained...

500 yards: 504 vs. Northern Colorado (11/5/49)  
 400 yards: 404 vs. Kent State (12/21/21)  
 300 yards: 365 vs. Hawai'i (10/29/22)  
 200 yards: 262 vs. New Mexico (11/2/24)  
 100 yards: 190 vs. SDSU (10/12/24)  
 Less than 100 yards: 56 at San Jose State (10/29/24)  
 Less than 0 yards: -21 vs. Boise State (9/18/10)

Opponent Gained...

500 yards: 548 by Wisconsin (10/6/73)  
 400 yards: 412 by New Mexico (11/2/24)  
 300 yards: 356 by Air Force (10/14/23)  
 200 yards: 205 by Air Force (9/28/24)  
 100 yards: 148 by Utah State (10/26/24)  
 Less than 100 yards: 18 by Nevada (11/25/23)  
 Less than 0 yards: -9 by NMSU (8/25/18)

Passing

Wyoming Gained...

500 yards: Never (School record of 499 vs. Houston, 1987)  
 400 yards: 498 vs. Hawai'i (11/23/12)  
 300 yards: 342 vs. New Mexico (11/2/24)  
 200 yards: 212 at Air Force (10/14/23)  
 100 yards: 194 vs. Utah State (10/26/24)  
 Less than 100 yards: 78 at Arizona State (8/31/24)

Opponent Gained...

500 yards: 587 by Idaho (8/31/96)  
 400 yards: 460 by Tulsa (9/3/22)  
 300 yards: 322 by San Jose State (10/19/24)  
 200 yards: 230 by Utah State (10/26/24)  
 100 yards: 164 by New Mexico (11/2/24)  
 Less than 100 yards: 58 by Air Force (10/14/23)

Total Offense

Wyoming Gained...

700 yards total offense: 793 vs. Hawai'i (11/23/13)  
 600 yards total offense: 604 vs. New Mexico (11/2/24)  
 500 yards total offense: 529 vs. Utah State (10/22/22)  
 400 yards total offense: 470 vs. Utah State (10/26/24)  
 300 yards total offense: 366 at San Jose State (10/29/24)  
 200 yards total offense: 244 vs. North Texas (9/21/24)  
 100 yards total offense: 118 at Arizona State (8/31/24)

Opponent Gained...

600 yards total offense: 601 by Missouri (9/8/18)  
 500 yards total offense: 576 by New Mexico (11/2/24)  
 400 yards total offense: 498 by San Jose State (10/19/24)  
 300 yards total offense: 378 by Utah State (10/26/24)  
 200 yards total offense: 225 by Idaho (9/7/24)  
 100 yards total offense: 147 by Northern Colorado (9/10/22)  
 Less Than 100 Yards: 87 by New Mexico (11/24/18)

First Downs

Wyoming Gained...

30 first downs: 30 vs. New Mexico (11/2/24)  
 25 first downs: 27 vs. Fresno State (10/7/23)  
 20 first downs: vs. Utah State (10/26/24)  
 15 first downs: 19 at San Jose State (10/29/24)  
 10 first downs: 12 vs. BYU, (9/14/24)  
 Less than 10 first downs: 8 at Arizona State (8/31/24)

Opponent Gained...

35 first downs: 35 by Ole Miss (9/25/04)  
 30 first downs: 33 by Missouri (9/8/18)  
 25 first downs: 28 by North Texas (9/21/24)  
 20 first downs: 22 by New Mexico (11/2/24)  
 15 first downs: 16 by SDSU (10/12/24)  
 10 first downs: 14 by Idaho (9/7/24)  
 Less than 10 first downs: 9 by Northern Colorado (9/10/22)

Passing Attempts

Wyoming attempted...

65 passes: 67 vs. Air Force (9/19/92)  
 55 passes: 55 vs. San Diego State (11/19/05)  
 50 passes: 52 by Nevada  
 45 passes: 48 vs. Hawai'i (11/23/13)  
 40 passes: 42 vs. Wofford (9/15/18)  
 35 passes: 38 at San Jose State (10/29/24)  
 30 passes: 31 vs. Utah State (10/26/24)  
 25 passes: 29 vs. New Mexico (11/2/24)  
 20 passes: 22 vs. Air Force (9/28/24)  
 10 passes: 18 vs. Nevada (11/25/23)

Opponent attempted...

55 passes: 57 by Washington State (9/1/18)  
 50 passes: 52 by Tulsa (9/3/22)  
 45 passes: 46 by Fresno State (10/7/23)  
 40 passes: 41 by Utah State (10/26/24)  
 35 passes: 39 by San Jose State (10/19/24)  
 30 passes: 31 by New Mexico (11/2/24)  
 25 passes: 27 by SDSU (10/12/24)  
 20 passes: 21 by Idaho (9/7/24)  
 15 passes: 18 by New Mexico (12/5/20)  
 10 passes: 13 by Air Force (9/28/24)  
 5 passes: 9 by Air Force (10/14/23)  
 Less than 5 passes: 4 by Air Force (9/6/08)

Pass Completions

Wyoming completed...

35 passes: 35 vs. Air Force (9/21/13)  
 30 passes: 30 by North Texas (9/21/24)  
 25 passes: 25 vs. Washington State (9/19/15)  
 20 passes: 20 vs. New Mexico (11/2/24)  
 10 passes: 17 vs. Utah State (10/26/24)  
 Less than 10 passes: 3 vs. Boise State (11/19/22)

Opponent completed...

35 passes: 39 by Nevada  
 30 passes: 30 by Fresno State (10/7/23)  
 25 passes: 25 by BYU (9/14/24)  
 20 passes: 26 by Utah State (10/26/24)  
 15 passes: 16 by New Mexico (11/2/24)  
 10 passes: 12 by Idaho (9/7/24)  
 Less than 10 passes: 6 by Air Force (9/28/24)

Total Plays

Wyoming ran...

95 offensive plays: 98 vs. Hawai'i (11/23/13)  
 90 offensive plays: 94 vs. New Mexico (11/29/14)  
 80 offensive plays: 83 vs. New Mexico (11/2/24)  
 70 offensive plays: 73 vs. Utah State (10/26/24)  
 60 offensive plays: 63 vs. Air Force (9/28/24)  
 50 offensive plays: 52 at Arizona State (8/31/24)  
 40 offensive plays: 45 at Boise State (10/28/23)

Opponent ran...

100 offensive plays: 100 by Ole Miss (9/25/04)  
 95 offensive plays: 95 by Oregon (9/16/17)  
 90 offensive plays: 93 by Tulsa (9/21/19)  
 80 offensive plays: 80 by Texas Tech (9/2/23)  
 70 offensive plays: 71 by Utah State (10/26/24)  
 60 offensive plays: 60 by New Mexico (11/2/24)  
 50 offensive plays: 59 by Air Force (9/28/24)  
 40 offensive plays: 49 by NMSU (8/25/18)  
 30 offensive plays: 39 by New Mexico (11/29/14)

## Miscellaneous Team Last Times

**Had 400 Total Yards in a Half**

Wyoming: 432 vs. Utah State, Second Half (11/20/21)  
 Opponent: 409 by Boise State, first half (11/18/10)

**Had 300 Total Yards in a Half**

Wyoming: 334, first half, at New Mexico (11/2/24)  
 Opponent: 382, first half by New Mexico (11/2/24)

**Seven Turnovers Forced in a Game**

Wyoming: 8, Wyoming forced eight Central Michigan Turnovers (12/22/17) (Four Interceptions and Four fumble recoveries)  
 Opponent: 7, Ohio forced seven Wyoming turnovers (9/22/07) (Five interceptions and two fumble recoveries)

**Six Turnovers Forced in a Game**

Wyoming: 6 vs. Bowling Green (9/17/11) (Two interceptions and four fumble recoveries)  
 Opponents: 6, Nebraska forced six Wyoming turnovers (9/10/16) (five interceptions and one fumble recoveries)

**Five Turnovers Forced in a Game**

Wyoming: 5 vs. Utah State (10/14/17) (Three interception and Two fumble recoveries)  
 Opponents: 5 by Fresno State (10/16/21) (Four interceptions and one fumble recoveries)

**Four Turnovers Forced in a Game**

Wyoming: 4 at SJSU (9/2/17) (Two interceptions and two fumbles)  
 Opponents: 4, Utah State forced four Wyoming turnovers (11/16/19) (three interceptions and one fumble recovery)

**Six Interceptions Forced in a Game**

Wyoming: NA  
 Opponent: 6, San Diego State intercepted six passes vs. Wyoming (11/17/01)

**Five Interceptions Forced in a Game**

Wyoming: 5 vs. New Mexico (10/28/17)  
 Opponent: 5, Nebraska intercepted five passes vs. Wyoming (9/10/16)

**Four Interceptions Forced in a Game**

Wyoming: 4 vs. Central Michigan (12/22/17)  
 Opponents: 4 by Fresno State (10/16/21)

**Three Interceptions Forced in a Game**

Wyoming: 3 vs. Northern Illinois (9/11/2021)  
 Opponents: 3 by Boise State (11/19/22)

**Four Fumble Recoveries in a Game**

Wyoming: 4 vs. Central Michigan (12/22/17)  
 Opponent: 4 by Air Force (9/6/08)

**Three Fumble Recoveries in a Game**

Wyoming: 3 vs. Iowa (9/2/17)  
 Opponent: 3 by Colorado State (11/7/15)

**Scored 40 Points in a Half**

Wyoming: 42 vs. New Mexico, first half (10/28/17)  
 Opponent: 42 by Oregon, first half (9/16/17)

**Scored 30 Points in a Half**

Wyoming: 35 vs. New Mexico, first half (11/2/24)  
 Opponent: 35 by New Mexico, first half (11/2/24)

**Scored 20 Points in a Half**

Wyoming: 24, second half vs. Air Force (9/28/24)  
 Opponent: 27 by North Texas, first half (9/21/24)

**Scored 20 Points in a Quarter**

Wyoming: 21 vs. New Mexico, Second Quarter, (11/2/24)  
 Opponent: 22 by New Mexico, Second Quarter (11/2/24)

**Shutouts**

Wyoming shutout an opponent: 27-0 vs. Gardner-Webb (9/9/17)  
 An opponent shutout Wyoming: 0-30 by Fresno State (11/25/22)

**Had a Shutout in a Half**

Wyoming: Wyoming shut out vs. Idaho, (9/7/24) second half  
 Opponent: North Texas, second half (9/21/24)

**Tie Games**

The last time Wyoming played in a tie game:  
 28-28 vs. UTEP (9/28/91)

**INDIVIDUAL LAST TIMES**

**200 Yards Rushing**  
 Wyoming: 212 by Titus Swen vs. Boise State (11/19/22)  
 Opponent: 207 by Devon Dampier, NEw Mexico (11/2/24)

**150 Yards Rushing**  
 Wyoming: 191 by Harrison Waylee vs. New Mexico (9/30/23)  
 Opponent: 164 by Jonathan Brooks, Texas (9/16/23)

**100 Yards Rushing**  
 Wyoming: 115 by Sam Scott, vs. Utah State (10/26/24)  
 Opponent: 131 by Rashul Faison, Utah State (10/26/24)

**Three Players Same Team with 100-yards Rushing**  
 Wyoming: 151 Alvester Alexander, 122 Robert Herron and 119 Austyn Carta-Samuels vs. New Mexico (11/6/10)  
 Opponent: Devon Dampier, 207 on 11/2/24 and Eli Sanders, 205 of New Mexico (11/2/24)

**Two Players Same Team with 100-yards Rushing**  
 Wyoming: 160 by Titus Swen and 120 yards by D.Q. James vs. Utah State (10/22/22)  
 Opponent: 125 Cooper Marquez, 109 Bryan Bradford, Kent State (12/21/21)

**500 Yards Passing**  
 Wyoming: N/A  
 Opponent: 542 Ryan Fien, Idaho (8/31/96)

**400 Yards Passing**  
 Wyoming: 498 Brett Smith vs. Hawai'i (11/23/13)  
 Opponent: 460, Davis Brin, Tulsa (9/3/22)

**300 Yards Passing**  
 Wyoming: 342 by Kaden Anderson at New Mexico (11/2/24)  
 Opponent: 318 by Walker Eget, San Jose State (10/19/24)

**200 Yards Receiving**  
 Wyoming: 219 Chris McNeill vs. Idaho in overtime (9/22/12)  
 Opponent: 226 Jimmy Young, TCU (10/25/08)

**100 Yards Receiving**  
 Wyoming: 186 by Jalen Sargent at New Mexico (11/2/24)  
 Opponent: 129 by Justin Lockhart, San Jose State (10/19/24)

**Three Players Same Team with 100-yards Receiving**  
 Wyoming: N/A  
 Opponent: Tulsa - Keylon Stokes (169), JuanCarlos Santana (102), Malachai Jones (103) (9/3/22)

**Two Players Same Team with 100-yards Receiving**  
 Wyoming: 135 Austin Conway vs. Gardner-Webb (9/9/17) 130 C.J. Johnson vs. Gardner-Webb (9/9/17)  
 Opponent: 109 Alonzo Moore and 105 Jordan Westerkamp of Nebraska (9/10/16)

**Three or More Touchdown Passes Thrown**  
 Wyoming: 3 by Kaden Anderson at New Mexico (11/2/24)  
 Opponent: 3 by Jake Retzlaff, BYU (9/14/24)

**Three or More Receiving Touchdowns**  
 Wyoming: 3 by Tanner Gentry at UNLV (11/12/16)  
 Opponent: 4 by Chris Gant, Hawai'i (11/23/13)

**Four or More Rushing Touchdowns:**  
 Wyoming: 5 by Alvester Alexander vs. Colorado State (11/20/10)  
 Opponent: 4 by Adam Muema, San Diego State (11/24/12)

**Three Rushing Touchdowns:**  
 Wyoming: 3 by Titus Swen, vs. Utah State (10/22/22)  
 Opponent: 3 by Devon Dampier, New Mexico (11/2/24)

**Three Interceptions by One Player in the Same Game**  
 Wyoming: 3 by Shamiel Gary vs. Weber State (9/5/09)  
 Opponent: N/A

**Two Interceptions by One Player in the Same Game**  
 Wyoming: 2 by Andrew Wingard vs. New Mexico (10/28/17)  
 Opponent: 2 by JL Skinner of Boise State (11/19/22)

**Three Fumble Recoveries by One Player in the Same Game**  
 Wyoming: NA  
 Opponent: 3 by Justin Luetterodt, Brigham Young (11/12/05)

**Miscellaneous Individual Last Times**

**Punt Return for a Touchdown**  
 Wyoming: Austin Conway vs. UNLV, 60 yards (11/12/16)  
 Opponent: Tory Horton, Colorado State, 72 yards (11/12/22)

**Kickoff Return for a Touchdown**  
 Wyoming: Tyler King at North Texas, 100 yards (9/21/24)  
 Opponent: Keelan Marion, BYU, 100 yards (9/14/24)

**Interception Return for a Touchdown**  
 Wyoming: Wrook Brown, at New Mexico, 29 yards (11/2/24)  
 Opponent: E. Butler, SDSU, 43 yards (10/12/24)

**Two Interception Returns for Touchdowns by the Same Team**  
 Wyoming: Keyon Blankenbaker vs. Ball State, 50 yards (9/18/21)  
 Chad Muma vs. Ball State, 45 yards (9/18/21)  
 Opponent: Stephen Persley, New Mexico, 6 yards (10/6/01)  
 David Crockett, New Mexico, 17 yards (10/6/01)

**Fumble Return for a Touchdown**  
 Wyoming: C.J. Coldon vs. Missouri, 30 yards (8/31/19)  
 Opponent: K Culberson, UC Davis, 21 yards (9/17/16)

**Recovered Fumble in End Zone for a Touchdown**  
 Wyoming: Logan Wilson vs. UNLV (11/12/16)  
 Opponent: Shea McClellin, Boise State, (9/18/10)

**Fake Punt for a Touchdown**  
 Wyoming: Brett Ralph vs. Nevada, 35 yards (9/23/00)  
 Opponent: N/A

**Blocked Punt Return for a Touchdown**  
 Wyoming: Ryan Marquez vs. Tulsa, 9 yards (9/3/22)  
 (Punt blocked by Marquez)  
 Opponent: Jon Rocquemore, Utah state, 14 yards (10/30/15)

**Blocked Field Goal for a Touchdown**  
 Wyoming: Jakorey Hawkins vs. App State, 68 Yards (9/23/23)  
 (Devonne Harris blocked Kick)  
 Opponent: Sidney Hodge, UNLV, 53 yards (11/17/12)

**Safety**  
 Wyoming: Jevon Bigelow vs. Washington St. (9/1/18)  
 Opponent: Team, Toledo (12/30/23)

### Team Results

Date	Opponent		Score	Att.
08/31/2024	at Arizona St.	L	7-48	48108
09/07/2024	Idaho	L	13-17	25070
09/14/2024	BYU	L	14-34	24513
09/21/2024	at North Texas	L	17-44	27049
* 09/28/2024	Air Force	W	31-19	23068
* 10/12/2024	San Diego St.	L	24-27	23155
* 10/19/2024	at San Jose St.	L	14-24	17101
* 10/26/2024	Utah St.	L	25-27	17724
* 11/02/2024	at New Mexico	W	49-45	15046

### Rushing

Player	gp	att	gain	loss	net	avg	td	lg	avg/g
Sam Scott	8	85	436	12	424	5.0	3	43	53.0
Evan Svoboda	9	87	372	157	215	2.5	5	51	23.9
Jamari Ferrell	9	54	196	17	179	3.3	1	23	19.9
Harrison Waylee	1	27	172	2	170	6.3	1	36	170.0
D.J. Jones	4	57	170	8	162	2.8	0	17	40.5
Tyler King	8	10	89	3	86	8.6	2	54	10.8
Justin Stevenson	9	4	33	0	33	8.3	0	16	3.7
Kaden Anderson	7	15	49	24	25	1.7	1	7	3.6
Jayden Williams	9	1	17	0	17	17.0	0	17	1.9
Dawaiian McNeely	2	2	12	0	12	6.0	0	8	6.0
Will Pelissier	9	1	3	0	3	3.0	0	3	0.3
Chris Durr	9	1	3	0	3	3.0	0	3	0.3
Devin Boddie	4	1	2	0	2	2.0	0	2	0.5
Jake Wilson	2	1	0	1	-1	-1.0	0	0	-0.5
Team	9	10	0	43	-43	-4.3	0	0	-4.8
<b>Total</b>	<b>9</b>	<b>356</b>	<b>1554</b>	<b>267</b>	<b>1287</b>	<b>3.6</b>	<b>13</b>	<b>54</b>	<b>143.0</b>
<b>Opponents</b>	<b>9</b>	<b>313</b>	<b>1914</b>	<b>150</b>	<b>1764</b>	<b>5.6</b>	<b>17</b>	<b>85</b>	<b>196.0</b>

### Passing

Player	gp	effic	comp-att-int	pct	yds	td	lg	avg/g
Evan Svoboda	9	94.6	84-179-7	46.9	1025	4	70	113.9
Kaden Anderson	7	156.4	48-76-3	63.2	719	5	68	102.7
Team	9	0.0	0-1-0	0.0	0	0	0	0.0
<b>Total</b>	<b>9</b>	<b>112.6</b>	<b>132-256-10</b>	<b>51.6</b>	<b>1744</b>	<b>9</b>	<b>70</b>	<b>193.8</b>
<b>Opponents</b>	<b>9</b>	<b>135.4</b>	<b>166-276-5</b>	<b>60.1</b>	<b>2080</b>	<b>13</b>	<b>68</b>	<b>231.1</b>

### Receiving

Player	gp	no.	yds	avg	td	lg	avg/g
John Michael Gyllenborg	7	23	355	15.4	2	63	50.7
Chris Durr	9	21	255	12.1	1	40	28.3
Tyler King	8	16	228	14.3	0	36	28.5
Jaylen Sargent	9	14	317	22.6	2	70	35.2
Sam Scott	8	10	77	7.7	1	41	9.6
Justin Stevenson	9	10	100	10.0	2	27	11.1
Will Pelissier	9	9	150	16.7	0	41	16.7
Nick Miles	9	8	57	7.1	0	25	6.3
Jamari Ferrell	9	6	34	5.7	0	17	3.8
Devin Boddie	4	5	62	12.4	1	20	15.5
D.J. Jones	4	4	24	6.0	0	11	6.0
Clay Nanke	9	3	57	19.0	0	32	6.3
Alex Brown	8	2	21	10.5	0	15	2.6
Isaac Schoenfeld	9	1	7	7.0	0	7	0.8
<b>Total</b>	<b>9</b>	<b>132</b>	<b>1744</b>	<b>13.2</b>	<b>9</b>	<b>70</b>	<b>193.8</b>
<b>Opponents</b>	<b>9</b>	<b>166</b>	<b>2080</b>	<b>12.5</b>	<b>13</b>	<b>68</b>	<b>231.1</b>

### Game Records

Record	Overall	Home	Away	Neutral
ALL GAMES	2-7	1-4	1-3	0-0
CONFERENCE	2-3	1-2	1-1	0-0
NON-CONFERENCE	0-4	0-2	0-2	0-0

### Team Statistics

	UW	OPP
<b>First Downs</b>	<b>162</b>	<b>192</b>
Rushing	69	83
Passing	74	92
Penalty	19	17
<b>Rushing Yardage</b>	<b>1287</b>	<b>1764</b>
Rushing attempts	356	313
Average per rush	3.6	5.6
Average per game	143.0	196.0
TDs Rushing	13	17
<b>Passing Yardage</b>	<b>1744</b>	<b>2080</b>
Comp-Att-Int	132-256-10	166-276-5
Average per pass	6.8	7.5
Average per catch	13.2	12.5
Average per game	193.8	231.1
TDs Passing	9	13
<b>Total offense</b>	<b>3031</b>	<b>3844</b>
Average per play	5.0	6.5
Average per game	336.8	427.1
<b>Kick returns: #-Yards</b>	<b>18-453</b>	<b>12-302</b>
<b>Punt returns: #-Yards</b>	<b>8-28</b>	<b>17-101</b>
<b>Int returns: #-Yards</b>	<b>5-35</b>	<b>10-142</b>
<b>Fumbles-Lost</b>	<b>14-3</b>	<b>8-3</b>
<b>Penalties-Yards</b>	<b>54-493</b>	<b>68-556</b>
<b>Punts-Avg</b>	<b>50-41.5</b>	<b>40-43.7</b>
<b>Time of possession / game</b>	<b>30:46</b>	<b>29:14</b>
<b>3rd-down conversion</b>	<b>54/138</b>	<b>32/111</b>
<b>4rd-down conversion</b>	<b>12/18</b>	<b>11/17</b>
<b>PAT-attempts</b>	<b>(23-23) 100%</b>	<b>(31-31) 100%</b>
<b>2-point conversion-attempts</b>	<b>(0-1) 0%</b>	<b>(1-3) 33%</b>

### Interceptions

Player	no.	yds	avg	td	lg
Wrook Brown	3	24	8.0	1	29
Wyett Ekeler	1	11	11.0	0	11
Connor Shay	1	0	0.0	0	0
<b>Total</b>	<b>5</b>	<b>35</b>	<b>7.0</b>	<b>1</b>	<b>29</b>
<b>Opponents</b>	<b>10</b>	<b>142</b>	<b>14.2</b>	<b>2</b>	<b>43</b>

**Field Goals**

Player	fg	pct.	01-19	20-29	30-39	40-49	50-99	lg	blk
John Hoyland	9-12	75.0	0-0	4-4	2-2	3-4	0-2	48	0
<b>Opponents</b>	<b>16-19</b>	<b>84.2</b>	<b>0-0</b>	<b>8-8</b>	<b>4-5</b>	<b>4-6</b>	<b>0-0</b>	<b>49</b>	<b>1</b>

**Scoring**

Player	td	fg	PAT					dxp	saf	pts
			kick	rush	rcv	pass				
John Hoyland	-	9-12	23-23	-	-	-	-	-	-	50
Evan Svoboda	5	-	-	-	-	-	-	-	-	30
Sam Scott	4	-	-	-	-	-	-	-	-	24
Tyler King	3	-	-	-	-	-	-	-	-	18
John Michael Gyllenberg	2	-	-	-	-	-	-	-	-	12
Jaylen Sargent	2	-	-	-	-	-	-	-	-	12
Justin Stevenson	2	-	-	-	-	-	-	-	-	12
Devin Boddie	1	-	-	-	-	-	-	-	-	6
Harrison Waylee	1	-	-	-	-	-	-	-	-	6
Wrook Brown	1	-	-	-	-	-	-	-	-	6
Kaden Anderson	1	-	-	-	-	-	-	-	-	6
Jamari Ferrell	1	-	-	-	-	-	-	-	-	6
Chris Durr	1	-	-	-	-	-	-	-	-	6
<b>Total</b>	<b>24</b>	<b>9-12</b>	<b>23-23</b>	<b>0</b>	<b>0</b>	<b>0</b>	<b>0</b>	<b>0</b>	<b>0</b>	<b>194</b>
<b>Opponents</b>	<b>34</b>	<b>16-19</b>	<b>31-31</b>	<b>1</b>	<b>0</b>	<b>0</b>	<b>0</b>	<b>0</b>	<b>0</b>	<b>285</b>

**Score by Periods**

Team	1st	2nd	3rd	4th	OT	TOT
Wyoming	44	56	30	64	0	194
Opponents	75	109	65	36	0	285

**Punting**

Player	no.	yds	avg	lg	tb	fc	i20	50+	blk
Caleb Culbreath	50	2077	41.5	62	2	20	15	9	0
<b>Total</b>	<b>50</b>	<b>2077</b>	<b>41.5</b>	<b>62</b>	<b>2</b>	<b>20</b>	<b>15</b>	<b>9</b>	<b>0</b>
<b>Opponents</b>	<b>40</b>	<b>1748</b>	<b>43.7</b>	<b>75</b>	<b>6</b>	<b>15</b>	<b>8</b>	<b>8</b>	<b>0</b>

**Punt Returns**

Player	no.	yds	avg	td	lg
Caleb Cooley	5	29	5.8	0	15
Tyler King	3	-1	-0.3	0	0
<b>Total</b>	<b>8</b>	<b>28</b>	<b>3.5</b>	<b>0</b>	<b>15</b>
<b>Opponents</b>	<b>17</b>	<b>101</b>	<b>5.9</b>	<b>0</b>	<b>20</b>

**Kick Returns**

Player	no.	yds	avg	td	lg
Tyler King	12	343	28.6	1	100
Isaac Schoenfeld	2	18	9.0	0	11
Keany Parks	2	75	37.5	0	54
Clay Nanke	1	3	3.0	0	3
Caleb Merritt	1	14	14.0	0	14
<b>Total</b>	<b>18</b>	<b>453</b>	<b>25.2</b>	<b>1</b>	<b>100</b>
<b>Opponents</b>	<b>12</b>	<b>302</b>	<b>25.2</b>	<b>1</b>	<b>100</b>

**All Purpose**

Player	g	rush	rcv	pr	kr	ir	total	avg/g
Tyler King	8	86	228	-1	343	0	656	82.0
Sam Scott	8	424	77	0	0	0	501	62.6
John Michael Gyllenberg	7	0	355	0	0	0	355	50.7
Jaylen Sargent	9	0	317	0	0	0	317	35.2
Chris Durr	9	3	255	0	0	0	258	28.7
Evan Svoboda	9	215	0	0	0	0	215	23.9
Jamari Ferrell	9	179	34	0	0	0	213	23.7
D.J. Jones	4	162	24	0	0	0	186	46.5
Harrison Waylee	1	170	0	0	0	0	170	170.0
Will Pelissier	9	3	150	0	0	0	153	17.0
Justin Stevenson	9	33	100	0	0	0	133	14.8
Keany Parks	8	0	0	0	75	0	75	9.4
Devin Boddie	4	2	62	0	0	0	64	16.0
Clay Nanke	9	0	57	0	3	0	60	6.7
Nick Miles	9	0	57	0	0	0	57	6.3
Caleb Cooley	5	0	0	29	0	0	29	5.8
Isaac Schoenfeld	9	0	7	0	18	0	25	2.8
Kaden Anderson	7	25	0	0	0	0	25	3.6
Wrook Brown	9	0	0	0	0	24	24	2.7
Alex Brown	8	0	21	0	0	0	21	2.6
Jayden Williams	9	17	0	0	0	0	17	1.9
Caleb Merritt	9	0	0	0	14	0	14	1.6
Dawaiian McNeely	2	12	0	0	0	0	12	6.0
Wyett Ekeler	6	0	0	0	0	11	11	1.8
Jake Wilson	2	-1	0	0	0	0	-1	-0.5
<b>Total</b>	<b>9</b>	<b>1287</b>	<b>1744</b>	<b>28</b>	<b>453</b>	<b>35</b>	<b>3547</b>	<b>394.1</b>
<b>Opponents</b>	<b>9</b>	<b>1764</b>	<b>2080</b>	<b>101</b>	<b>302</b>	<b>142</b>	<b>4389</b>	<b>487.7</b>

**Total Offense**

Player	g	plays	rush	pass	total	avg/g
Evan Svoboda	9	266	215	1025	1240	137.8
Kaden Anderson	7	91	25	719	744	106.3
Sam Scott	8	85	424	0	424	53.0
Jamari Ferrell	9	54	179	0	179	19.9
Harrison Waylee	1	27	170	0	170	170.0
D.J. Jones	4	57	162	0	162	40.5
Tyler King	8	10	86	0	86	10.8
Justin Stevenson	9	4	33	0	33	3.7
Jayden Williams	9	1	17	0	17	1.9
Dawaiian McNeely	2	2	12	0	12	6.0
Will Pelissier	9	1	3	0	3	0.3
Chris Durr	9	1	3	0	3	0.3
Devin Boddie	4	1	2	0	2	0.5
Jake Wilson	2	1	-1	0	-1	-0.5
<b>Total</b>	<b>9</b>	<b>612</b>	<b>1287</b>	<b>1744</b>	<b>3031</b>	<b>336.8</b>
<b>Opponents</b>	<b>9</b>	<b>589</b>	<b>1764</b>	<b>2080</b>	<b>3844</b>	<b>427.1</b>

**Team Defense**

##	Player	gp	Tackles				Sacks	Pass defense			Fumbles		blkd	
			ua	a	tot	tfl/yds		no-yds	int-yds	brup	qbh	fr-yds	ff	kick
43	Shae Suaiaunoa	9	38	32	70	8.5-19	.	.	2	2	.	.	.	.
33	Connor Shay	9	29	21	50	4-12	.	1-0	2	2	.	.	.	.
42	Isaac White	6	29	14	43	.	.	.	1	.	.	.	.	.
54	Sabastian Harsh	8	25	15	40	8.5-30	1.5-10	.	.	1	.	.	.	.
2	Wrook Brown	9	30	8	38	.	.	3-24	5	.	.	.	.	.
31	Wyett Ekeler	6	20	13	33	1-5	.	1-11	1	.	.	.	.	.
3	Andrew Johnson	9	19	11	30	.	.	.	1	1	.	.	.	.
40	Tyce Westland	8	14	12	26	3.5-13	2.5-12	.	.	1	1-0	1	.	.
4	Keany Parks	8	22	4	26	0.5-1	.	.	6	.	1-0	.	.	.
12	Tyrecus Davis	9	21	4	25	.	.	.	6	.	.	1	1	.
34	Braden Siders	8	12	10	22	5.5-34	3.5-28	.	1	1	.	.	.	.
96	Jordan Bertagnole	9	8	12	20	1.5-7	0.5-4	.	1	2	.	1	.	.
94	Ben Florentine	8	7	13	20	1-6	.	.	1	1	.	.	.	.
98	Jayden Williams	9	10	9	19	1-1	.	.	.	.	.	.	.	.
59	Ethan Day	9	6	8	14	0.5-0	.	.	.	.	.	.	.	.
91	Jaden Williams	9	4	9	13	1-8	.	.	.	3	.	.	.	.
17	Malique Singleton	9	9	2	11	.	.	.	.	.	.	.	.	.
92	Dante Drake	7	5	3	8	3.5-13	.	.	.	.	.	.	.	.
93	DeVonne Harris	5	6	1	7	2-8	1-2	.	.	.	.	.	.	.
80	Justin Erb	9	5	2	7	.	.	.	.	.	.	.	.	.
25	Cole DeMarzo	7	2	4	6	1-1	.	.	.	.	.	.	.	.
45	Read Sunn	9	2	1	3	.	.	.	.	.	.	.	.	.
49	Nic Talich	9	2	1	3	.	.	.	.	.	.	.	.	.
13	Ian Bell	9	2	1	3	.	.	.	1	.	.	.	.	.
23	Jones Thomas	6	3	.	3	.	.	.	.	.	.	.	.	.
36	Caleb Driskill	6	1	1	2	.	.	.	.	.	.	.	.	.
86	Nick Miles	9	1	1	2	.	.	.	.	.	.	.	.	.
83	Will Pelissier	9	2	.	2	.	.	.	.	.	.	.	.	.
6	Evan Eller	4	1	1	2	.	.	.	.	.	.	.	.	.
44	Micah Young	9	1	1	2	.	.	.	.	.	.	.	.	.
18	Caleb Merritt	9	2	.	2	.	.	.	.	.	.	.	.	.
52	Carson York	9	2	.	2	.	.	.	.	.	1-0	.	.	.
17	Evan Svoboda	9	1	.	1	.	.	.	.	.	.	.	.	.
29	Isaac Sell	9	1	.	1	.	.	.	.	.	.	.	.	.
87	Isaac Schoenfeld	9	1	.	1	.	.	.	.	.	.	.	.	.
7	Markie Grant	3	1	.	1	.	.	.	.	.	.	.	.	.
	<b>Totals</b>	<b>9</b>	<b>344</b>	<b>214</b>	<b>558</b>	<b>43-158</b>	<b>9-56</b>	<b>5-35</b>	<b>28</b>	<b>14</b>	<b>3-0</b>	<b>3</b>	<b>1</b>	<b>0</b>
	Opponents	9	323	256	579	48-192	19-125	10-142	27	20	3-40	3	0	0

**Team Statistics**

	<b>UW</b>	<b>OPP</b>
<b>Scoring</b>	<b>194</b>	<b>285</b>
Points per game	21.6	31.7
Points Off Turnovers	14	55
<b>First Downs</b>	<b>162</b>	<b>192</b>
Rushing	69	83
Passing	74	92
Penalty	19	17
<b>Rushing Yardage</b>	<b>1287</b>	<b>1764</b>
Yards gained rushing	1554	1914
Yards lost rushing	267	150
Rushing attempts	356	313
Average per rush	3.6	5.6
Average per game	143.0	196.0
TDs Rushing	13	17
<b>Passing Yardage</b>	<b>1744</b>	<b>2080</b>
Comp-Att-Int	132-256-10	166-276-5
Average per pass	6.8	7.5
Average per catch	13.2	12.5
Average per game	193.8	231.1
TDs Passing	9	13
<b>Total offense</b>	<b>3031</b>	<b>3844</b>
Total plays	612	589
Average per play	5.0	6.5
Average per game	336.8	427.1
<b>Kick returns: #-Yards</b>	<b>18-453</b>	<b>12-302</b>
<b>Punt returns: #-Yards</b>	<b>8-28</b>	<b>17-101</b>
<b>Int returns: #-Yards</b>	<b>5-35</b>	<b>10-142</b>
<b>Kick return average</b>	<b>25.2</b>	<b>25.2</b>
<b>Punt return average</b>	<b>3.5</b>	<b>5.9</b>
<b>Int return average</b>	<b>7.0</b>	<b>14.2</b>
<b>Fumbles-Lost</b>	<b>14-3</b>	<b>8-3</b>
<b>Penalties-Yards</b>	<b>54-493</b>	<b>68-556</b>
Average per game	54.8	61.8
<b>Punts-Yards</b>	<b>50-2077</b>	<b>40-1748</b>
Average per punt	41.5	43.7
Net punt average	38.7	40.0
<b>Kickoffs-Yards</b>	<b>41-2627</b>	<b>58-3587</b>
Average per kick	64.1	61.8
Net kick average	39.1	37.5
<b>Time of possession / game</b>	<b>30:46</b>	<b>29:14</b>
<b>3rd-down conversion</b>	<b>54/138</b>	<b>32/111</b>
3rd-down pct	39%	29%
<b>4rd-down conversion</b>	<b>12/18</b>	<b>11/17</b>

# Wyoming Cowboys

	UW	OPP
4rd-down pct	67%	65%
<b>Sacks by-Yards</b>	<b>9-56</b>	<b>19-125</b>
<b>Misc Yards</b>	<b>0</b>	<b>0</b>
<b>Touchdowns scored</b>	<b>24</b>	<b>34</b>
<b>Field goals - attempts</b>	<b>9-12</b>	<b>16-19</b>
<b>On-Side kicks</b>	<b>0-1</b>	<b>0-0</b>
<b>Red-zone scores</b>	<b>(23-25) 92%</b>	<b>(30-31) 97%</b>
<b>Red-zone touchdowns</b>	<b>(16-25) 64%</b>	<b>(18-31) 58%</b>
<b>PAT-attempts</b>	<b>(23-23) 100%</b>	<b>(31-31) 100%</b>
<b>2-point conversion-attempts</b>	<b>(0-1) 0%</b>	<b>(1-3) 33%</b>
<b>Attendance</b>	<b>113530</b>	<b>107304</b>
Games / Avg per game	5/22706	4/26826
Neutral site games	-	0/0

**Score by Periods**

Team	1st	2nd	3rd	4th	OT	TOT
Wyoming	44	56	30	64	0	194
Opponents	75	109	65	36	0	285

## Rushing

Player	gp	att	gain	loss	net	avg	td	lg	avg/g
Sam Scott	8	85	436	12	424	5.0	3	43	53.0
Evan Svoboda	9	87	372	157	215	2.5	5	51	23.9
Jamari Ferrell	9	54	196	17	179	3.3	1	23	19.9
Harrison Waylee	1	27	172	2	170	6.3	1	36	170.0
D.J. Jones	4	57	170	8	162	2.8	0	17	40.5
Tyler King	8	10	89	3	86	8.6	2	54	10.8
Justin Stevenson	9	4	33	0	33	8.3	0	16	3.7
Kaden Anderson	7	15	49	24	25	1.7	1	7	3.6
Jayden Williams	9	1	17	0	17	17.0	0	17	1.9
Dawaiian McNeely	2	2	12	0	12	6.0	0	8	6.0
Will Pelissier	9	1	3	0	3	3.0	0	3	0.3
Chris Durr	9	1	3	0	3	3.0	0	3	0.3
Devin Boddie	4	1	2	0	2	2.0	0	2	0.5
Jake Wilson	2	1	0	1	-1	-1.0	0	0	-0.5
Team	9	10	0	43	-43	-4.3	0	0	-4.8
<b>Total</b>	<b>9</b>	<b>356</b>	<b>1554</b>	<b>267</b>	<b>1287</b>	<b>3.6</b>	<b>13</b>	<b>54</b>	<b>143.0</b>
<b>Opponents</b>	<b>9</b>	<b>313</b>	<b>1914</b>	<b>150</b>	<b>1764</b>	<b>5.6</b>	<b>17</b>	<b>85</b>	<b>196.0</b>

## Passing

Player	gp	effic	comp-att-int	pct	yds	td	lg	avg/g
Evan Svoboda	9	94.6	84-179-7	46.9	1025	4	70	113.9
Kaden Anderson	7	156.4	48-76-3	63.2	719	5	68	102.7
Team	9	0.0	0-1-0	0.0	0	0	0	0.0
<b>Total</b>	<b>9</b>	<b>112.6</b>	<b>132-256-10</b>	<b>51.6</b>	<b>1744</b>	<b>9</b>	<b>70</b>	<b>193.8</b>
<b>Opponents</b>	<b>9</b>	<b>135.4</b>	<b>166-276-5</b>	<b>60.1</b>	<b>2080</b>	<b>13</b>	<b>68</b>	<b>231.1</b>

## Receiving

Player	gp	no.	yds	avg	td	lg	avg/g
John Michael Gyllenborg	7	23	355	15.4	2	63	50.7
Chris Durr	9	21	255	12.1	1	40	28.3
Tyler King	8	16	228	14.3	0	36	28.5
Jaylen Sargent	9	14	317	22.6	2	70	35.2
Sam Scott	8	10	77	7.7	1	41	9.6
Justin Stevenson	9	10	100	10.0	2	27	11.1
Will Pelissier	9	9	150	16.7	0	41	16.7
Nick Miles	9	8	57	7.1	0	25	6.3
Jamari Ferrell	9	6	34	5.7	0	17	3.8
Devin Boddie	4	5	62	12.4	1	20	15.5
D.J. Jones	4	4	24	6.0	0	11	6.0
Clay Nanke	9	3	57	19.0	0	32	6.3
Alex Brown	8	2	21	10.5	0	15	2.6
Isaac Schoenfeld	9	1	7	7.0	0	7	0.8
<b>Total</b>	<b>9</b>	<b>132</b>	<b>1744</b>	<b>13.2</b>	<b>9</b>	<b>70</b>	<b>193.8</b>
<b>Opponents</b>	<b>9</b>	<b>166</b>	<b>2080</b>	<b>12.5</b>	<b>13</b>	<b>68</b>	<b>231.1</b>

## Punt Returns

Player	no.	yds	avg	td	lg
Caleb Cooley	5	29	5.8	0	15
Tyler King	3	-1	-0.3	0	0
<b>Total</b>	<b>8</b>	<b>28</b>	<b>3.5</b>	<b>0</b>	<b>15</b>
<b>Opponents</b>	<b>17</b>	<b>101</b>	<b>5.9</b>	<b>0</b>	<b>20</b>

## Interceptions

Player	no.	yds	avg	td	lg
Wrook Brown	3	24	8.0	1	29
Wyett Ekeler	1	11	11.0	0	11
Connor Shay	1	0	0.0	0	0
<b>Total</b>	<b>5</b>	<b>35</b>	<b>7.0</b>	<b>1</b>	<b>29</b>
<b>Opponents</b>	<b>10</b>	<b>142</b>	<b>14.2</b>	<b>2</b>	<b>43</b>

## Kick Returns

Player	no.	yds	avg	td	lg
Tyler King	12	343	28.6	1	100
Isaac Schoenfeld	2	18	9.0	0	11
Keany Parks	2	75	37.5	0	54
Clay Nanke	1	3	3.0	0	3
Caleb Merritt	1	14	14.0	0	14
<b>Total</b>	<b>18</b>	<b>453</b>	<b>25.2</b>	<b>1</b>	<b>100</b>
<b>Opponents</b>	<b>12</b>	<b>302</b>	<b>25.2</b>	<b>1</b>	<b>100</b>

## Fumble Returns

Player	no.	yds	avg	td	lg
Tyce Westland	1	0	0.0	0	0
Carson York	1	0	0.0	0	0
Keany Parks	1	0	0.0	0	0
<b>Total</b>	<b>3</b>	<b>0</b>	<b>0.0</b>	<b>0</b>	<b>0</b>
<b>Opponents</b>	<b>3</b>	<b>40</b>	<b>13.3</b>	<b>1</b>	<b>34</b>

**Scoring**

Player	td	fg	PAT						pts
			kick	rush	rcv	pass	dxp	saf	
John Hoyland	-	9-12	23-23	-	-	-	-	-	50
Evan Svoboda	5	-	-	-	-	-	-	-	30
Sam Scott	4	-	-	-	-	-	-	-	24
Tyler King	3	-	-	-	-	-	-	-	18
John Michael Gyllenborg	2	-	-	-	-	-	-	-	12
Jaylen Sargent	2	-	-	-	-	-	-	-	12
Justin Stevenson	2	-	-	-	-	-	-	-	12
Devin Boddie	1	-	-	-	-	-	-	-	6
Harrison Waylee	1	-	-	-	-	-	-	-	6
Wrook Brown	1	-	-	-	-	-	-	-	6
Kaden Anderson	1	-	-	-	-	-	-	-	6
Jamari Ferrell	1	-	-	-	-	-	-	-	6
Chris Durr	1	-	-	-	-	-	-	-	6
<b>Total</b>	<b>24</b>	<b>9-12</b>	<b>23-23</b>	<b>0</b>	<b>0</b>	<b>0</b>	<b>0</b>	<b>0</b>	<b>194</b>
<b>Opponents</b>	<b>34</b>	<b>16-19</b>	<b>31-31</b>	<b>1</b>	<b>0</b>	<b>0</b>	<b>0</b>	<b>0</b>	<b>285</b>

**Field Goals**

Player	fg	pct.	01-19	20-29	30-39	40-49	50-99	lg	blk
John Hoyland	9-12	75.0	0-0	4-4	2-2	3-4	0-2	48	0
<b>Opponents</b>	<b>16-19</b>	<b>84.2</b>	<b>0-0</b>	<b>8-8</b>	<b>4-5</b>	<b>4-6</b>	<b>0-0</b>	<b>49</b>	<b>1</b>

**FG Sequence**

Team Name	Wyoming	Opponents
San Diego St.	50,(42)	(22),(28)
Air Force	(23)	(28),(27)
Idaho	(48),53,(22)	(49)
North Texas	(30)	(23),(45),(34)
Utah St.	(43),(27),(23),(31)	(30),(40)
New Mexico	40	(30)
San Jose St.		40,(26)
Arizona St.		(29),(24),38,43
BYU		(49),(37)

Numbers in (parentheses) indicate field goal was made

**Total Offense**

Player	g	plays	rush	pass	total	avg/g
Evan Svoboda	9	266	215	1025	1240	137.8
Kaden Anderson	7	91	25	719	744	106.3
Sam Scott	8	85	424	0	424	53.0
Jamari Ferrell	9	54	179	0	179	19.9
Harrison Waylee	1	27	170	0	170	170.0
D.J. Jones	4	57	162	0	162	40.5
Tyler King	8	10	86	0	86	10.8
Justin Stevenson	9	4	33	0	33	3.7
Jayden Williams	9	1	17	0	17	1.9
Dawaiian McNeely	2	2	12	0	12	6.0
Will Pelissier	9	1	3	0	3	0.3
Chris Durr	9	1	3	0	3	0.3
Devin Boddie	4	1	2	0	2	0.5
Jake Wilson	2	1	-1	0	-1	-0.5
Team	9	0	-43	0	-43	-4.8
<b>Total</b>	<b>9</b>	<b>612</b>	<b>1287</b>	<b>1744</b>	<b>3031</b>	<b>336.8</b>
<b>Opponents</b>	<b>9</b>	<b>589</b>	<b>1764</b>	<b>2080</b>	<b>3844</b>	<b>427.1</b>

**Punting**

Player	no.	yds	avg	lg	tb	fc	i20	50+	blk
Jack Culbreath	50	2077	41.5	62	2	20	15	9	0
<b>Total</b>	<b>50</b>	<b>2077</b>	<b>41.5</b>	<b>62</b>	<b>2</b>	<b>20</b>	<b>15</b>	<b>9</b>	<b>0</b>
<b>Opponents</b>	<b>40</b>	<b>1748</b>	<b>43.7</b>	<b>75</b>	<b>6</b>	<b>15</b>	<b>8</b>	<b>8</b>	<b>0</b>

**Kickoffs**

Player	no.	yds	avg	tb	ob	retn	net	ydIn
John Hoyland	41	2627	64.1	28	0			
<b>Total</b>	<b>41</b>	<b>2627</b>	<b>64.1</b>	<b>28</b>	<b>0</b>	<b>12</b>	<b>39.1</b>	<b>25</b>
<b>Opponents</b>	<b>58</b>	<b>3587</b>	<b>61.8</b>	<b>38</b>	<b>0</b>	<b>18</b>	<b>37.5</b>	<b>27</b>

**All Purpose**

Player	g	rush	rcv	pr	kr	ir	total	avg/g
Tyler King	8	86	228	-1	343	0	656	82.0
Sam Scott	8	424	77	0	0	0	501	62.6
John Michael Gyllenborg	7	0	355	0	0	0	355	50.7
Jaylen Sargent	9	0	317	0	0	0	317	35.2
Chris Durr	9	3	255	0	0	0	258	28.7
Evan Svoboda	9	215	0	0	0	0	215	23.9
Jamari Ferrell	9	179	34	0	0	0	213	23.7
D.J. Jones	4	162	24	0	0	0	186	46.5
Harrison Waylee	1	170	0	0	0	0	170	170.0
Will Pelissier	9	3	150	0	0	0	153	17.0
Justin Stevenson	9	33	100	0	0	0	133	14.8
Keany Parks	8	0	0	0	75	0	75	9.4
Devin Boddie	4	2	62	0	0	0	64	16.0
Clay Nanke	9	0	57	0	3	0	60	6.7
Nick Miles	9	0	57	0	0	0	57	6.3
Caleb Cooley	5	0	0	29	0	0	29	5.8
Isaac Schoenfeld	9	0	7	0	18	0	25	2.8
Kaden Anderson	7	25	0	0	0	0	25	3.6
Wrook Brown	9	0	0	0	0	24	24	2.7
Alex Brown	8	0	21	0	0	0	21	2.6
Jayden Williams	9	17	0	0	0	0	17	1.9
Caleb Merritt	9	0	0	0	14	0	14	1.6
Dawaiian McNeely	2	12	0	0	0	0	12	6.0
Wyett Ekeler	6	0	0	0	0	11	11	1.8
Jake Wilson	2	-1	0	0	0	0	-1	-0.5
Team	9	-43	0	0	0	0	-43	-4.8
<b>Total</b>	<b>9</b>	<b>1287</b>	<b>1744</b>	<b>28</b>	<b>453</b>	<b>35</b>	<b>3547</b>	<b>394.1</b>
<b>Opponents</b>	<b>9</b>	<b>1764</b>	<b>2080</b>	<b>101</b>	<b>302</b>	<b>142</b>	<b>4389</b>	<b>487.7</b>

**Team Defense**

##	Player	gp	Tackles				tfl/yds	Sacks		Pass defense			Fumbles		blkd	
			ua	a	tot			no-yds	int-yds	brup	qbh	fr-yds	ff	kick	saf	
43	Shae Suaiaunoa	9	38	32	70	8.5-19	.	.	2	2	.	.	.	.		
33	Connor Shay	9	29	21	50	4-12	.	1-0	2	2	.	.	.	.		
42	Isaac White	6	29	14	43	.	.	.	1	.	.	.	.	.		
54	Sabastian Harsh	8	25	15	40	8.5-30	1.5-10	.	.	1	.	.	.	.		
2	Wrook Brown	9	30	8	38	.	.	3-24	5	.	.	.	.	.		
31	Wyett Ekeler	6	20	13	33	1-5	.	1-11	1	.	.	.	.	.		
3	Andrew Johnson	9	19	11	30	.	.	.	1	1	.	.	.	.		
4	Keany Parks	8	22	4	26	0.5-1	.	.	6	.	1-0	.	.	.		
40	Tyce Westland	8	14	12	26	3.5-13	2.5-12	.	.	1	1-0	1	.	.		
12	Tyrecus Davis	9	21	4	25	.	.	.	6	.	.	1	1	.		
34	Braden Siders	8	12	10	22	5.5-34	3.5-28	.	1	1	.	.	.	.		
96	Jordan Bertagnole	9	8	12	20	1.5-7	0.5-4	.	1	2	.	1	.	.		
94	Ben Florentine	8	7	13	20	1-6	.	.	1	1	.	.	.	.		
98	Jayden Williams	9	10	9	19	1-1	.	.	.	.	.	.	.	.		
59	Ethan Day	9	6	8	14	0.5-0	.	.	.	.	.	.	.	.		
91	Jaden Williams	9	4	9	13	1-8	.	.	.	3	.	.	.	.		
17	Malique Singleton	9	9	2	11	.	.	.	.	.	.	.	.	.		
92	Dante Drake	7	5	3	8	3.5-13	.	.	.	.	.	.	.	.		
80	Justin Erb	9	5	2	7	.	.	.	.	.	.	.	.	.		
93	DeVonne Harris	5	6	1	7	2-8	1-2	.	.	.	.	.	.	.		
25	Cole DeMarzo	7	2	4	6	1-1	.	.	.	.	.	.	.	.		
23	Jones Thomas	6	3	.	3	.	.	.	.	.	.	.	.	.		
13	Ian Bell	9	2	1	3	.	.	.	1	.	.	.	.	.		
49	Nic Talich	9	2	1	3	.	.	.	.	.	.	.	.	.		
45	Read Sunn	9	2	1	3	.	.	.	.	.	.	.	.	.		
52	Carson York	9	2	.	2	.	.	.	.	.	1-0	.	.	.		
18	Caleb Merritt	9	2	.	2	.	.	.	.	.	.	.	.	.		
36	Caleb Driskill	6	1	1	2	.	.	.	.	.	.	.	.	.		
44	Micah Young	9	1	1	2	.	.	.	.	.	.	.	.	.		
86	Nick Miles	9	1	1	2	.	.	.	.	.	.	.	.	.		
83	Will Pelissier	9	2	.	2	.	.	.	.	.	.	.	.	.		
6	Evan Eller	4	1	1	2	.	.	.	.	.	.	.	.	.		
29	Isaac Sell	9	1	.	1	.	.	.	.	.	.	.	.	.		
87	Isaac Schoenfeld	9	1	.	1	.	.	.	.	.	.	.	.	.		
17	Evan Svoboda	9	1	.	1	.	.	.	.	.	.	.	.	.		
7	Markie Grant	3	1	.	1	.	.	.	.	.	.	.	.	.		
<b>Totals</b>		<b>9</b>	<b>344</b>	<b>214</b>	<b>558</b>	<b>43-158</b>	<b>9-56</b>	<b>5-35</b>	<b>28</b>	<b>14</b>	<b>3-0</b>	<b>3</b>	<b>1</b>	<b>0</b>		
Opponents		9	323	256	579	48-192	19-125	10-142	27	20	3-40	3	0	0		

# Wyoming Cowboys

Date	Opponent	Rushing				Receiving				Passing				Kick Returns				Punt Returns				tot	off
		no.	yds	td	lg	no.	yds	td	lg	cmp-att-int	yds	td	lg	no.	yds	td	lg	no.	yds	td	lg		
08/31/2024	at Arizona St.	32	40	0	17	10	78	1	23	10-20-2	78	1	23	3	51	0	26	1	6	0	6	118	
09/07/2024	Idaho	43	144	0	37	10	126	1	38	10-26-0	126	1	38	1	28	0	28	2	5	0	5	270	
09/14/2024	BYU	33	77	2	15	14	140	0	36	14-31-1	140	0	36	1	25	0	25	0	0	0	0	217	
09/21/2024	at North Texas	32	69	0	8	15	175	1	41	15-28-0	175	1	41	3	130	1	100	0	0	0	0	244	
09/28/2024	Air Force	41	173	4	22	16	188	0	33	16-22-0	188	0	33	2	38	0	24	0	0	0	0	361	
10/12/2024	San Diego St.	41	190	2	51	12	191	1	70	12-31-2	191	1	70	0	0	0	0	2	0	0	0	381	
10/19/2024	at San Jose St.	38	56	0	14	18	310	2	63	18-38-3	310	2	63	5	85	0	22	3	17	0	15	366	
10/26/2024	Utah St.	42	276	2	54	17	194	0	32	17-31-1	194	0	32	1	21	0	21	0	0	0	0	470	
11/02/2024	at New Mexico	54	262	3	36	20	342	3	68	20-29-1	342	3	68	2	75	0	54	0	0	0	0	604	
<b>Wyoming</b>		<b>356</b>	<b>1287</b>	<b>13</b>	<b>54</b>	<b>132</b>	<b>1744</b>	<b>9</b>	<b>70</b>	<b>132-256-10</b>	<b>1744</b>	<b>9</b>	<b>70</b>	<b>18</b>	<b>453</b>	<b>1</b>	<b>100</b>	<b>8</b>	<b>28</b>	<b>0</b>	<b>15</b>	<b>3031</b>	
<b>Opponents</b>		<b>313</b>	<b>1764</b>	<b>17</b>	<b>85</b>	<b>166</b>	<b>2080</b>	<b>13</b>	<b>68</b>	<b>166-276-5</b>	<b>2080</b>	<b>13</b>	<b>68</b>	<b>12</b>	<b>302</b>	<b>1</b>	<b>100</b>	<b>17</b>	<b>101</b>	<b>0</b>	<b>20</b>	<b>3844</b>	

Wyoming Averages

Games	Avg/ rush	Avg/ catch	Pass effic	KR avg	PR avg	All purpose avg/game	Total offense avg/game
9	3.6	13.2	112.6	25.2	3.5	394.1	336.8

Date	Opponent	ua	a total	tfl-yds	Sacks no-yds	Fumble ff fr-yds	Pass Defense int-yds qbh brup	blkd kick	PAT attempts kick rush rcv saf t/o pts
08/31/2024	at Arizona St.	46	32	78	5.0-18	2-14	0 0-0	0-0 2 1 0	1-1 0 0 0 0 0 7
09/07/2024	Idaho	38	22	60	9.0-29	1-4	1 0-0	0-0 0 1 0	1-1 0 0 0 0 0 13
09/14/2024	BYU	36	28	64	2.0-5	0-0	0 0-0	1-0 0 6 0	2-2 0 0 0 0 0 14
09/21/2024	at North Texas	43	20	63	3.0-14	0-0	0 0-0	0-0 6 2 0	2-2 0 0 0 0 0 17
09/28/2024	Air Force	36	28	64	7.0-36	2-19	0 0-0	0-0 1 0 0	4-4 0 0 0 0 0 31
10/12/2024	San Diego St.	43	20	63	10.0-36	1-6	0 0-0	1-0 4 5 0	3-3 0 0 0 0 0 24
10/19/2024	at San Jose St.	27	22	49	2.0-11	1-10	1 2-0	2-6 0 7 1	2-2 0 0 0 7 14
10/26/2024	Utah St.	44	24	68	4.0-8	1-2	0 0-0	0-0 0 4 0	1-1 0 0 0 0 0 25
11/02/2024	at New Mexico	31	18	40	1.0-1	1-1	1 1-0	1-20 1 2 0	7-7 0 0 0 7 40

Date	Opponent	no.	yds	td	lg	no.	yds	td	lg	cmp-att-int	yds	td	lg	no.	yds	td	lg	no.	yds	td	lg	tot	off
08/31/2024	at Arizona St.	49	241	2	21	14	258	2	68	14-22-0	258	2	68	1	0	0	0	4	38	0	20	499	
09/07/2024	Idaho	39	124	1	16	12	101	1	32	12-21-0	101	1	32	1	29	0	29	2	5	0	5	225	
09/14/2024	BYU	28	140	0	28	25	318	3	30	25-39-1	318	3	30	2	116	1	100	1	0	0	0	458	
09/21/2024	at North Texas	32	216	3	40	30	318	2	34	30-43-0	318	2	34	1	24	0	24	3	30	0	20	534	
09/28/2024	Air Force	46	205	2	37	6	115	0	33	6-13-0	115	0	33	0	0	0	0	1	2	0	2	320	
10/12/2024	San Diego St.	35	102	1	26	16	254	1	53	16-27-1	254	1	53	2	41	0	25	3	30	0	16	356	
10/19/2024	at San Jose St.	25	176	2	39	21	322	1	57	21-39-2	322	1	57	0	0	0	0	2	7	0	7	498	
10/26/2024	Utah St.	30	148	1	19	26	230	2	36	26-41-0	230	2	36	2	32	0	27	0	0	0	0	378	
11/02/2024	at New Mexico	29	412	5	85	16	164	1	17	16-31-1	164	1	17	3	60	0	29	1	-11	0	0	576	
<b>Opponents</b>		<b>313</b>	<b>1764</b>	<b>17</b>	<b>85</b>	<b>166</b>	<b>2080</b>	<b>13</b>	<b>68</b>	<b>166-276-5</b>	<b>2080</b>	<b>13</b>	<b>68</b>	<b>12</b>	<b>302</b>	<b>1</b>	<b>100</b>	<b>17</b>	<b>101</b>	<b>0</b>	<b>20</b>	<b>3844</b>	
<b>Wyoming</b>		<b>356</b>	<b>1287</b>	<b>13</b>	<b>54</b>	<b>132</b>	<b>1744</b>	<b>9</b>	<b>70</b>	<b>132-256-10</b>	<b>1744</b>	<b>9</b>	<b>70</b>	<b>18</b>	<b>453</b>	<b>1</b>	<b>100</b>	<b>8</b>	<b>28</b>	<b>0</b>	<b>15</b>	<b>3031</b>	

Opponents Averages

Games	Avg/ rush	Avg/ catch	Pass effic	KR avg	PR avg	All purpose avg/game	Total offense avg/game
9	5.6	12.5	135.4	25.2	5.9	487.7	427.1

Date	Opponent	ua	a total	tfl-yds	Sacks no-yds	Fumble ff fr-yds	Pass Defense int-yds qbh brup	blkd kick	PAT attempts kick rush rcv saf t/o pts
08/31/2024	at Arizona St.	28	26	54	5.0-28	3-25	2-47 2 2 0	0	6-6 0 0 0 0 17 48
09/07/2024	Idaho	40	24	64	6.0-29	4-26	1 0-0	0-0 0 3 0	2-2 0 0 0 0 7 17
09/14/2024	BYU	33	20	53	4.0-15	1-10	0 0-0	1-0 0 5 0	4-4 0 0 0 0 0 34
09/21/2024	at North Texas	28	30	58	4.0-18	1-5	0 0-0	0-0 7 3 0	5-5 0 0 0 0 0 44
09/28/2024	Air Force	43	18	61	5.0-14	0-0	1 0-0	0-0 0 1 0	1-1 0 0 0 0 0 19
10/12/2024	San Diego St.	30	36	66	8.0-36	6-34	0 0-0	2-85 5 2 0	3-3 0 0 0 0 10 27
10/19/2024	at San Jose St.	31	38	69	7.0-31	2-13	0 0-0	3-0 3 6 0	3-3 0 0 0 7 24
10/26/2024	Utah St.	48	18	66	6.0-18	2-12	1 1-34	1-10 0 3 0	3-3 0 0 0 7 27
11/02/2024	at New Mexico	42	46	88	3.0-3	0-0	0 0-0	1-0 3 2 0	4-4 1 0 0 7 45
<b>Opponents</b>		<b>323</b>	<b>256</b>	<b>579</b>	<b>48.0-192</b>	<b>19-125</b>	<b>3 3-40</b>	<b>10-142</b>	<b>20 27 0 31-31 1 0 0 55 285</b>
<b>Wyoming</b>		<b>344</b>	<b>214</b>	<b>558</b>	<b>43.0-158</b>	<b>9-56</b>	<b>3 3-0</b>	<b>5-35</b>	<b>14 28 1 23-23 0 0 0 14 194</b>

Date	Opponent	no.	yds	avg	long	blkd	tb	fc	50+	i20	Field Goals md-att long blkd	Kickoffs no. yds avg tb ob
08/31/2024	at Arizona St.	2	92	46.0	51	0	1	0	1	0	2-4 29 0	10 547 54.7 7 0
09/07/2024	Idaho	6	250	41.7	50	0	0	3	1	0	1-1 49 0	4 260 65.0 3 0
09/14/2024	BYU	4	147	36.8	45	0	0	3	0	1	2-2 49 0	7 455 65.0 6 0
09/21/2024	at North Texas	3	115	38.3	44	0	0	2	0	1	3-3 45 0	8 482 60.3 3 0
09/28/2024	Air Force	3	138	46.0	51	0	0	0	1	1	2-2 28 0	5 325 65.0 3 0
10/12/2024	San Diego St.	7	330	47.1	75	0	2	1	2	2	2-2 28 0	6 390 65.0 6 0
10/19/2024	at San Jose St.	5	228	45.6	60	0	1	0	1	0	1-2 26 1	5 284 56.8 0 0
10/26/2024	Utah St.	6	257	42.8	47	0	1	4	0	1	2-2 40 0	5 325 65.0 4 0
11/02/2024	at New Mexico	4	191	47.8	75	0	1	2	2	2	1-1 30 0	8 519 64.9 6 0
<b>Opponents</b>		<b>40</b>	<b>1748</b>	<b>43.7</b>	<b>75</b>	<b>0</b>	<b>6</b>	<b>15</b>	<b>8</b>	<b>8</b>	<b>16-19</b>	<b>49 1 58 3587 61.8 38 0</b>
<b>Wyoming</b>		<b>50</b>	<b>2077</b>	<b>41.5</b>	<b>62</b>	<b>0</b>	<b>2</b>	<b>20</b>	<b>9</b>	<b>15</b>	<b>9-12</b>	<b>48 0 41 2627 64.1 28 0</b>

# Wyoming Cowboys

Opponent	Score	First Downs				Pen	Rushing Number-Yards	Passing		Total Offense Plays-Yards	Return Yards	Turn- Overs
		Total	Rush	Pass	Comp-Att.-Int			Yards				
Arizona St.	7-48	8 / 27	5 / 13	2 / 12	1 / 2	32-40 / 49-241	10-20-2 / 14-22-0	78 / 258	52-118 / 71-499	57 / 91	3 / 0	
Idaho	13-17	16 / 14	10 / 7	5 / 5	1 / 2	43-144 / 39-124	10-26-0 / 12-21-0	126 / 101	69-270 / 60-225	33 / 34	1 / 0	
BYU	14-34	12 / 23	4 / 6	6 / 16	2 / 1	33-77 / 28-140	14-31-1 / 25-39-1	140 / 318	64-217 / 67-458	25 / 116	1 / 1	
North Texas	17-44	15 / 28	3 / 9	9 / 16	3 / 3	32-69 / 32-216	15-28-0 / 30-43-0	175 / 318	60-244 / 75-534	130 / 54	0 / 0	
Air Force	31-19	19 / 19	9 / 12	8 / 4	2 / 3	41-173 / 46-205	16-22-0 / 6-13-0	188 / 115	63-361 / 59-320	38 / 2	0 / 0	
San Diego St.	24-27	19 / 16	7 / 6	9 / 9	3 / 1	41-190 / 35-102	12-31-2 / 16-27-1	191 / 254	72-381 / 62-356	0 / 156	2 / 1	
San Jose St.	14-24	19 / 20	5 / 8	12 / 11	2 / 1	38-56 / 25-176	18-38-3 / 21-39-2	310 / 322	76-366 / 64-498	108 / 7	3 / 4	
Utah St.	25-27	24 / 23	11 / 9	10 / 11	3 / 3	42-276 / 30-148	17-31-1 / 26-41-0	194 / 230	73-470 / 71-378	21 / 76	2 / 0	
New Mexico	49-45	30 / 22	15 / 13	13 / 8	2 / 1	54-262 / 29-412	20-29-1 / 16-31-1	342 / 164	83-604 / 60-576	104 / 49	1 / 2	
<b>Totals</b>	<b>194-285</b>	<b>162 / 192</b>	<b>69 / 83</b>	<b>74 / 92</b>	<b>19 / 17</b>	<b>356-1287 / 313-1764</b>	<b>132-256-10 / 166-276-5</b>	<b>1744 / 2080</b>	<b>612-3031 / 589-3844</b>	<b>516 / 585</b>	<b>13 / 8</b>	

Opponents	3rd Down Conversion	4th Down Conversion	Time of Possession	TOP Margin	Avg Yds/Rush	Avg Yds/Pass	Avg Yds/Play	Punting Number-Avg	Penalties Number-Yards	Sacks
Idaho	6-16 / 1-13	1-2 / 2-4	28:40 / 31:20	-02:40	3.3 / 3.2	4.8 / 4.8	3.9 / 3.8	5-39.4 / 6-41.7	9-70.0 / 11-73.0	1 / 4
BYU	7-17 / 2-11	1-2 / 3-3	26:38 / 33:22	-06:44	2.3 / 5.0	4.5 / 8.2	3.4 / 6.8	8-43.8 / 4-36.8	4-48.0 / 9-80.0	0 / 1
North Texas	4-14 / 4-14	1-3 / 4-4	28:13 / 31:47	-03:34	2.2 / 6.8	6.3 / 7.4	4.1 / 7.1	6-38.7 / 3-38.3	4-34.0 / 8-70.0	0 / 1
Air Force	7-14 / 4-11	2-2 / 0-2	31:28 / 28:32	02:56	4.2 / 4.5	8.5 / 8.8	5.7 / 5.4	3-42.7 / 3-46.0	3-33.0 / 4-35.0	2 / 0
San Diego St.	6-16 / 3-13	1-1 / 0-1	30:43 / 29:17	01:26	4.6 / 2.9	6.2 / 9.4	5.3 / 5.7	7-42.4 / 7-47.1	7-63.0 / 9-67.0	1 / 6
San Jose St.	4-17 / 3-11	3-4 / 0-0	36:16 / 23:44	12:32	1.5 / 7.0	8.2 / 8.3	4.8 / 7.8	8-37.5 / 5-45.6	8-69.0 / 8-60.0	1 / 2
Utah St.	8-16 / 3-13	0-0 / 1-2	34:50 / 25:10	09:40	6.6 / 4.9	6.3 / 5.6	6.4 / 5.3	3-43.0 / 6-42.8	6-61.0 / 8-77.0	1 / 2
New Mexico	9-15 / 4-10	2-3 / 0-0	37:13 / 22:47	14:26	4.9 / 14.2	11.8 / 5.3	7.3 / 9.6	2-34.0 / 4-47.8	6-50.0 / 7-64.0	1 / 0
<b>Totals</b>	<b>54-138 / 32-111</b>	<b>12-18 / 11-17</b>	<b>276:57 / 263:03</b>	<b>13:54</b>	<b>3.6 / 5.6</b>	<b>6.8 / 7.5</b>	<b>5.0 / 6.5</b>	<b>50-41.5 / 40-43.7</b>	<b>54-493.0 / 68-556.0</b>	<b>9 / 19</b>

Note: Game totals are displayed in the format TEAM/OPPONENT for each category

### 3rd-Down Conversions

Date	Opponent	Score	Overall		1st Qtr		2nd Qtr		3rd Qtr		4th Qtr		Overtime	
08/31/2024	at Arizona St.	L 7-48	3-13	23.1	0-2	0.0	1-4	25.0	0-3	0.0	2-4	50.0	0-0	0.0
09/07/2024	Idaho	L 13-17	6-16	37.5	2-3	66.7	2-5	40.0	1-4	25.0	1-4	25.0	0-0	0.0
09/14/2024	BYU	L 14-34	7-17	41.2	1-4	25.0	1-4	25.0	2-5	40.0	3-4	75.0	0-0	0.0
09/21/2024	at North Texas	L 17-44	4-14	28.6	3-5	60.0	1-2	50.0	0-3	0.0	0-4	0.0	0-0	0.0
09/28/2024	Air Force	W 31-19	7-14	50.0	0-2	0.0	2-4	50.0	2-3	66.7	3-5	60.0	0-0	0.0
10/12/2024	San Diego St.	L 24-27	6-16	37.5	0-2	0.0	1-4	25.0	4-6	66.7	1-4	25.0	0-0	0.0
10/19/2024	at San Jose St.	L 14-24	4-17	23.5	2-4	50.0	0-5	0.0	1-4	25.0	1-4	25.0	0-0	0.0
10/26/2024	Utah St.	L 25-27	8-16	50.0	2-4	50.0	1-3	33.3	2-4	50.0	3-5	60.0	0-0	0.0
11/02/2024	at New Mexico	W 49-45	9-15	60.0	3-5	60.0	1-2	50.0	1-3	33.3	4-5	80.0	0-0	0.0
<b>Wyoming</b>			<b>54-138</b>	<b>39.1</b>	<b>13-31</b>	<b>41.9</b>	<b>10-33</b>	<b>30.3</b>	<b>13-35</b>	<b>37.1</b>	<b>18-39</b>	<b>46.2</b>	<b>0-0</b>	<b>0.0</b>
<b>Opponents</b>			<b>32-111</b>	<b>28.8</b>	<b>10-30</b>	<b>33.3</b>	<b>9-25</b>	<b>36.0</b>	<b>7-27</b>	<b>25.9</b>	<b>6-29</b>	<b>20.7</b>	<b>0-0</b>	<b>0.0</b>

### 4th-Down Conversions

Date	Opponent	Score	Overall		1st Qtr		2nd Qtr		3rd Qtr		4th Qtr		Overtime	
08/31/2024	at Arizona St.	L 7-48	1-1	100.0	0-0	0.0	0-0	0.0	1-1	100.0	0-0	0.0	0-0	0.0
09/07/2024	Idaho	L 13-17	1-2	50.0	0-0	0.0	1-2	50.0	0-0	0.0	0-0	0.0	0-0	0.0
09/14/2024	BYU	L 14-34	1-2	50.0	0-0	0.0	0-0	0.0	0-1	0.0	1-1	100.0	0-0	0.0
09/21/2024	at North Texas	L 17-44	1-3	33.3	0-0	0.0	0-1	0.0	0-0	0.0	1-2	50.0	0-0	0.0
09/28/2024	Air Force	W 31-19	2-2	100.0	1-1	100.0	0-0	0.0	1-1	100.0	0-0	0.0	0-0	0.0
10/12/2024	San Diego St.	L 24-27	1-1	100.0	0-0	0.0	1-1	100.0	0-0	0.0	0-0	0.0	0-0	0.0
10/19/2024	at San Jose St.	L 14-24	3-4	75.0	1-2	50.0	1-1	100.0	0-0	0.0	1-1	100.0	0-0	0.0
10/26/2024	Utah St.	L 25-27	0-0	0.0	0-0	0.0	0-0	0.0	0-0	0.0	0-0	0.0	0-0	0.0

### Wyoming Inside Opponent Red-Zone

Date	Opponent	Score	Times In RZ	Times Scored	Total Pts	Rush			Pass	FGs	Failed to score inside RZ				
						TDs	TDs	TDs	TDs	Made	FGA	Down	Int	Fumb	Half
08/31/2024	at Arizona St.	L 7-48	1	1	7	1	0	1	0	0	0	0	0	0	0
09/07/2024	Idaho	L 13-17	2	2	10	1	0	1	1	1	0	0	0	0	
09/14/2024	BYU	L 14-34	2	2	14	2	2	0	0	0	0	0	0	0	
09/21/2024	at North Texas	L 17-44	1	1	3	0	0	0	1	1	0	0	0	0	
09/28/2024	Air Force	W 31-19	5	5	31	4	4	0	1	1	0	0	0	0	
10/12/2024	San Diego St.	L 24-27	2	2	10	1	1	0	1	1	0	0	0	0	
10/19/2024	at San Jose St.	L 14-24	3	1	7	1	0	1	0	0	0	2	0	0	
10/26/2024	Utah St.	L 25-27	4	4	16	1	1	0	3	3	0	0	0	0	
11/02/2024	at New Mexico	W 49-45	5	5	35	5	3	2	0	0	0	0	0	0	
<b>Totals 23 of 25 (92.0%)</b>			<b>25</b>	<b>23</b>	<b>133</b>	<b>16</b>	<b>11</b>	<b>5</b>	<b>7</b>	<b>7</b>	<b>0</b>	<b>2</b>	<b>0</b>	<b>0</b>	

### Opponents Inside Wyoming Red-Zone

Date	Opponent	Score	Times In RZ	Times Scored	Total Pts	Rush			Pass	FGs	Failed to score inside RZ				
						TDs	TDs	TDs	TDs	Made	FGA	Down	Int	Fumb	Half
08/31/2024	Arizona St.	L 7-48	5	4	20	2	2	0	2	3	0	0	0	0	
09/07/2024	Idaho	L 13-17	2	2	14	2	1	1	0	0	0	0	0	0	
09/14/2024	BYU	L 14-34	4	4	24	3	0	3	1	1	0	0	0	0	
09/21/2024	North Texas	L 17-44	5	5	27	3	2	1	2	2	0	0	0	0	
09/28/2024	Air Force	W 31-19	3	3	13	1	1	0	2	2	0	0	0	0	
10/12/2024	San Diego St.	L 24-27	3	3	13	1	1	0	2	2	0	0	0	0	
10/19/2024	San Jose St.	L 14-24	3	3	17	2	1	1	1	1	0	0	0	0	
10/26/2024	Utah St.	L 25-27	3	3	17	2	1	1	1	1	0	0	0	0	
11/02/2024	New Mexico	W 49-45	3	3	17	2	1	1	1	1	0	0	0	0	
<b>Totals 30 of 31 (96.8%)</b>			<b>31</b>	<b>30</b>	<b>162</b>	<b>18</b>	<b>10</b>	<b>8</b>	<b>12</b>	<b>13</b>	<b>0</b>	<b>0</b>	<b>0</b>	<b>0</b>	

**Wyoming - Game Highs**

<b>RUSHES</b>	54	at New Mexico (11/02/2024)
<b>YARDS RUSHING</b>	276	Utah St. (10/26/2024)
<b>YARDS PER RUSH</b>	6.6	Utah St. (10/26/2024)
<b>TD RUSHES</b>	4	Air Force (09/28/2024)
<b>PASS ATTEMPTS</b>	38	at San Jose St. (10/19/2024)
<b>PASS COMPLETIONS</b>	20	at New Mexico (11/02/2024)
<b>YARDS PASSING</b>	342	at New Mexico (11/02/2024)
<b>YARDS PER PASS</b>	11.8	at New Mexico (11/02/2024)
<b>TD PASSES</b>	3	at New Mexico (11/02/2024)
<b>TOTAL PLAYS</b>	83	at New Mexico (11/02/2024)
<b>TOTAL OFFENSE</b>	604	at New Mexico (11/02/2024)
<b>YARDS PER PLAY</b>	7.3	at New Mexico (11/02/2024)
<b>POINTS</b>	49	at New Mexico (11/02/2024)
<b>SACKS BY</b>	2	Air Force (09/28/2024)
	2	at Arizona St. (08/31/2024)
<b>FIRST DOWNS</b>	30	at New Mexico (11/02/2024)
<b>PENALTIES</b>	9	Idaho (09/07/2024)
<b>PENALTY YARDS</b>	70	Idaho (09/07/2024)
<b>TURNOVERS</b>	3	at San Jose St. (10/19/2024)
	3	at Arizona St. (08/31/2024)
<b>PUNTS</b>	8	at San Jose St. (10/19/2024)
	8	BYU (09/14/2024)
	8	at Arizona St. (08/31/2024)
<b>PUNTING AVG</b>	47.0	at Arizona St. (08/31/2024)
<b>LONG PUNT</b>	62	Air Force (09/28/2024)
<b>PUNTS INSIDE 20</b>	3	at San Jose St. (10/19/2024)
	3	San Diego St. (10/12/2024)
	3	Idaho (09/07/2024)
<b>LONG PUNT RETURN</b>	15	at San Jose St. (10/19/2024)

## Game-by-Game Starters

### Offense

	QB	RB	WR	WR	WR/TE	TE	OT	OG	C	OG	OT
Arizona State	Svoboda	Jones	Brown	Boddie	Pelissier	Miles	Geiger	Walsh	Tulafono	King	Barnett
Idaho	Svoboda	Jones	Brown	Boddie	Pelissier	Miles	Davies	Walsh	Tulafono	King	Barnett
BYU	Svoboda	Jones	Brown	Boddie	Pelissier	Miles	Davies	Walsh	Tulafono	King	Barnett
North Texas	Svoboda	Jones	Brown	Boddie	Pelissier	Gyllenborg	Davies	Walsh	Tulafono	King	Barnett
Air Force	Svoboda	Scott	Brown	King	Pelissier	Gyllenborg	Davies	Johnsen	Tulafono	King	Barnett
San Diego State	Svoboda	Scott	Brown	King	Pelissier	Gyllenborg	Davies	Johnsen	Tulafono	Conn	Barnett
San Jose State	Svoboda	Scott	Stevenson	King	Miles	Gyllenborg	Davies	Walsh	Tulafono	King	Barnett
Utah State	Svoboda	Scott	Brown	King	Pelissier	Miles	Davies	Walsh	Tulafono	King	Barnett
New Mexico	Anderson	Ferrell	Sargent	Pellisser	Miles	Gyllenborg	Davies	Walsh	Tulafono	King	Barnett

### Defense

	CB	SS	FS	CB	Nickel	Will	Mike	DE	DT	NT	DE
Arizona State	Davis	White	Ekeler	Parks	W. Brown	Shay	Suiaunoa	Harsh	Bertagnole	Florentine	Siders
Idaho	Davis	Johnson	Ekeler	Parks	W. Brown	Shay	Suiaunoa	Harsh	Bertagnole	Florentine	Siders
BYU	Davis	Johnson	Ekeler	Parks	W. Brown	Shay	Suiaunoa	Harsh	Bertagnole	Florentine	Siders
North Texas	Davis	White	Johnson	Parks	Singleton	Shay	Suiaunoa	Harsh	Bertagnole	Florentine	Westland
Air Force	Davis	White	Brown	Bell	DeMazrzo	Shay	Suiaunoa	Harsh	Bertagnole	Florentine	Siders
San Diego State	Davis	Johnson	Brown	Bell	Singleton	Shay	Suiaunoa	Harsh	Bertagnole	JD. Williams	Siders
San Jose State	Davis	Johnson	Ekeler	Bell	Brown	Shay	Suiaunoa	Harsh	Bertagnole	Florentine	Siders
New Mexico	Davis	White	Ekeler	Parks	Brown	Shay	Suiaunoa	Westland	Bertagnole	Florentine	Harsh

# Wyoming Cowboys

#	Player	GP-GS	ASU	UI	BYU	UNT	USAFA	SDSU	SJSU	USU	UNM
2	Devin Boddie	4/4	START	START	START	START	...	...	...	...	...
2	Wrook Brown	9/8	START	START	START	XXX	START	START	START	START	START
3	Dawaiian McNeely	2/0	...	XXX	XXX	...	...	...	...	...	...
3	Andrew Johnson	9/5	XXX	START	START	START	XXX	START	START	XXX	XXX
4	Harrison Waylee	1/0	...	...	...	...	...	...	...	...	XXX
4	Keany Parks	8/5	START	START	START	START	...	XXX	XXX	XXX	START
5	Tyler King	8/4	XXX	XXX	XXX	XXX	START	START	START	START	...
6	Evan Eller	4/0	XXX	XXX	XXX	XXX	...	...	...	...	...
6	Jamari Ferrell	9/1	XXX	XXX	XXX	XXX	XXX	XXX	XXX	XXX	START
7	Jayden Clemons	0/0	...	...	...	...	...	...	...	...	...
7	Markie Grant	3/0	...	...	...	XXX	XXX	XXX	...	...	...
8	Jaylen Sargent	9/1	XXX	XXX	XXX	XXX	XXX	XXX	XXX	XXX	START
8	Tyrese Boss	0/0	...	...	...	...	...	...	...	...	...
9	Alex Brown	8/7	START	START	START	START	START	START	XXX	START	...
11	Justin Stevenson	9/1	XXX	XXX	XXX	XXX	XXX	XXX	START	XXX	XXX
11	Charles Williams	0/0	...	...	...	...	...	...	...	...	...
12	Tyrecus Davis	9/9	START	START	START	START	START	START	START	START	START
12	Kaden Anderson	7/1	XXX	XXX	...	XXX	XXX	...	XXX	XXX	START
13	Gage Brook	0/0	...	...	...	...	...	...	...	...	...
13	Ian Bell	9/4	XXX	XXX	XXX	XXX	START	START	START	START	XXX
14	Naz Hill	0/0	...	...	...	...	...	...	...	...	...
14	Kayden LaFramboise	6/0	...	...	...	XXX	XXX	XXX	XXX	XXX	XXX
15	Chris Durr	9/0	XXX	XXX	XXX	XXX	XXX	XXX	XXX	XXX	XXX
15	David Leonard	0/0	...	...	...	...	...	...	...	...	...
16	Bleyne Bryant	0/0	...	...	...	...	...	...	...	...	...
17	Evan Svoboda	9/8	START	START	START	START	START	START	START	START	XXX
17	Maliq Singleton	9/2	XXX	XXX	XXX	START	XXX	START	XXX	XXX	XXX
18	Caleb Merritt	9/0	XXX	XXX	XXX	XXX	XXX	XXX	XXX	XXX	XXX
18	Deyon Batiste	0/0	...	...	...	...	...	...	...	...	...
19	Caleb Cooley	5/0	XXX	XXX	...	...	...	...	XXX	XXX	XXX
20	Lafai Purcell	0/0	...	...	...	...	...	...	...	...	...
21	Koa McIntyre	9/0	XXX	XXX	XXX	XXX	XXX	XXX	XXX	XXX	XXX
21	Nico Hamilton	1/0	...	...	...	...	...	...	...	XXX	...
22	Sam Scott	8/4	XXX	XXX	XXX	XXX	START	START	START	START	...
23	Tyler Nystrom	0/0	...	...	...	...	...	...	...	...	...
23	Jones Thomas	6/0	XXX	XXX	XXX	XXX	...	...	XXX	...	XXX
24	Charlie Coenen	2/0	...	...	XXX	XXX	...	...	...	...	...
24	Drew Jackson	0/0	...	...	...	...	...	...	...	...	...
25	Cole DeMarzo	7/1	XXX	XXX	...	...	START	XXX	XXX	XXX	XXX
25	Mitchell Anderson	0/0	...	...	...	...	...	...	...	...	...
26	D.J. Jones	4/4	START	START	START	START	...	...	...	...	...
26	Gary Rutherford	3/0	...	...	...	XXX	...	XXX	XXX	...	...
27	Joaquin Sandoval	0/0	...	...	...	...	...	...	...	...	...
27	Dontae Burch	0/0	...	...	...	...	...	...	...	...	...
28	Adrian Onyeigo	0/0	...	...	...	...	...	...	...	...	...
29	Isaac Sell	9/0	XXX	XXX	XXX	XXX	XXX	XXX	XXX	XXX	XXX
30	Miles Tucker	1/0	...	...	...	...	XXX	...	...	...	...
31	Wyett Ekeler	6/5	START	START	XXX	...	...	...	START	START	START
32	Jevon Davis	0/0	...	...	...	...	...	...	...	...	...
33	Connor Shay	9/9	START	START	START	START	START	START	START	START	START
33	Trey Olsen	0/0	...	...	...	...	...	...	...	...	...
34	Braden Siders	8/7	START	START	START	...	START	START	START	START	XXX
35	Kimball Madsen	6/0	...	...	XXX	...	XXX	XXX	XXX	XXX	XXX
35	Nikos Varelas	0/0	...	...	...	...	...	...	...	...	...
36	Caleb Driskill	6/0	XXX	XXX	...	...	...	XXX	XXX	XXX	XXX
36	Jack Harvey	0/0	...	...	...	...	...	...	...	...	...
39	Eltoum Murgus	0/0	...	...	...	...	...	...	...	...	...
40	Tyce Westland	8/3	XXX	XXX	XXX	START	XXX	...	XXX	START	START
40	Cooper Mailand	0/0	...	...	...	...	...	...	...	...	...
41	Jack Culbreath	9/0	XXX	XXX	XXX	XXX	XXX	XXX	XXX	XXX	XXX

# Wyoming Cowboys

##	Player	GP-GS	ASU	UI	BYU	UNT	USAF	SDSU	SJSU	USU	UNM
42	Isaac White	6/6	START	...	START	START	START	...	...	START	START
43	Shae Suiatua	9/9	START	START	START	START	START	START	START	START	START
43	Gavyn Helm	0/0	...	...	...	...	...	...	...	...	...
44	Micah Young	9/0	XXX	XXX	XXX	XXX	XXX	XXX	XXX	XXX	XXX
44	Tyler Hampton	0/0	...	...	...	...	...	...	...	...	...
45	Read Sunn	9/0	XXX	XXX	XXX	XXX	XXX	XXX	XXX	XXX	XXX
46	John Hoyland	9/0	XXX	XXX	XXX	XXX	XXX	XXX	XXX	XXX	XXX
46	Dash Bauman	0/0	...	...	...	...	...	...	...	...	...
47	Erik Sandvik	0/0	...	...	...	...	...	...	...	...	...
49	Nic Talich	9/0	XXX	XXX	XXX	XXX	XXX	XXX	XXX	XXX	XXX
50	Giovanni Panozzo	0/0	...	...	...	...	...	...	...	...	...
52	Carson York	9/0	XXX	XXX	XXX	XXX	XXX	XXX	XXX	XXX	XXX
53	Dante Gavito	0/0	...	...	...	...	...	...	...	...	...
54	Sabastian Harsh	8/8	START	START	START	START	START	START	START	...	START
55	Kevin Sjogren	0/0	...	...	...	...	...	...	...	...	...
55	Tegen Seeds	0/0	...	...	...	...	...	...	...	...	...
57	Luke Sandy	3/0	XXX	XXX	XXX	...	...	...	...	...	...
58	Jordan Turnbull	0/0	...	...	...	...	...	...	...	...	...
59	Ethan Day	9/0	XXX	XXX	XXX	XXX	XXX	XXX	XXX	XXX	XXX
60	Wyatt Walters	3/0	...	...	...	...	...	...	XXX	XXX	XXX
62	Spencer Rathburn	0/0	...	...	...	...	...	...	...	...	...
63	Braylon Jenkins	0/0	...	...	...	...	...	...	...	...	...
64	Brandt Rice	1/0	...	...	...	...	...	XXX	...	...	...
65	Nathan Geiger	1/1	START	...	...	...	...	...	...	...	...
68	Cody Crawford	0/0	...	...	...	...	...	...	...	...	...
69	Abraham Bangoura	0/0	...	...	...	...	...	...	...	...	...
70	Rex Johnsen	7/2	...	XXX	XXX	...	START	START	XXX	XXX	XXX
71	Jake Davies	9/8	XXX	START	START	START	START	START	START	START	START
72	Caden Barnett	9/9	START	START	START	START	START	START	START	START	START
73	Caleb Hall	0/0	...	...	...	...	...	...	...	...	...
74	Brycen Lotz	0/0	...	...	...	...	...	...	...	...	...
75	Alex Conn	4/1	...	XXX	XXX	...	XXX	START	...	...	...
76	Quinn Grovesteen-Matchey	5/0	...	...	...	...	XXX	XXX	XXX	XXX	XXX
77	Nofoafia Tulafono	9/9	START	START	START	START	START	START	START	START	START
78	Wes King	8/8	START	START	START	START	START	...	START	START	START
78	Alex Haswell	0/0	...	...	...	...	...	...	...	...	...
79	Jack Walsh	7/7	START	START	START	START	...	...	START	START	START
80	Justin Erb	9/0	XXX	XXX	XXX	XXX	XXX	XXX	XXX	XXX	XXX
81	Hunter Kallstrom	0/0	...	...	...	...	...	...	...	...	...
82	Bricen Brantley	2/0	...	...	...	...	...	...	XXX	XXX	...
83	Will Pelissier	9/8	START	START	START	START	START	START	XXX	START	START
84	John Michael Gyllenborg	7/5	...	...	XXX	START	START	START	START	XXX	START
85	Clay Nanke	9/0	XXX	XXX	XXX	XXX	XXX	XXX	XXX	XXX	XXX
86	Nick Miles	9/6	START	START	START	XXX	XXX	XXX	START	START	START
87	Isaac Schoenfeld	9/0	XXX	XXX	XXX	XXX	XXX	XXX	XXX	XXX	XXX
88	Tell Wade	0/0	...	...	...	...	...	...	...	...	...
88	Jaylan Bean	3/0	...	XXX	...	XXX	...	...	...	XXX	...
89	Jake Wilson	2/0	...	...	...	...	...	XXX	XXX	...	...
91	Jaden Williams	9/1	XXX	XXX	XXX	XXX	XXX	START	XXX	XXX	XXX
92	Dante Drake	7/0	XXX	XXX	XXX	XXX	XXX	XXX	...	XXX	...
93	DeVonne Harris	5/0	XXX	...	...	...	...	XXX	XXX	XXX	XXX
94	Ben Florentine	8/8	START	START	START	START	START	...	START	START	START
95	Caleb Robinson	0/0	...	...	...	...	...	...	...	...	...
96	Jordan Bertagnole	9/9	START	START	START	START	START	START	START	START	START
97	Lucas Samsula	0/0	...	...	...	...	...	...	...	...	...
98	Jayden Williams	9/0	XXX	XXX	XXX	XXX	XXX	XXX	XXX	XXX	XXX
99	Keelan Anderson	0/0	...	...	...	...	...	...	...	...	...
99	Nathan Murphy	0/0	...	...	...	...	...	...	...	...	...