



COLORADO STATE

FOOTBALL

15 CONFERENCE CHAMPIONSHIPS | 17 BOWL GAME APPEARANCES | 37 ALL-AMERICANS | 2021 JOHN MACKEY AWARD WINNER
261 FIRST-TEAM ALL-CONFERENCE SELECTIONS | 3 COLLEGE FOOTBALL HALL OF FAME SELECTIONS | 1995 JIM THORPE AWARD WINNER

Primary Contact: Kyle Neaves, Associate Athletic Director for Strategic Communications and Brand • Kyle.Neaves@colostate.edu • (228) 424-6921 • @KyleNeavesCSU
Secondary Contact: Jeff Schmidt, Assistant Director for Strategic Communications and Brand • Jeff.Schmidt@colostate.edu • (970) 305-7382 • @_JeffSchmidt

GAME 4

vs. Utah Tech

5 p.m. | Sept. 30, 2023 | Canvas Stadium

ON TV: MOUNTAIN WEST
Play-by-Play: Kevin McGlue
Analyst: Mark Driscoll

RADIO:
Play-by-Play: Brian Roth
Analyst: Ricky Brewer
Reporter: Marty Cesario

Colorado State Sports Network: KUAD 99.1 FM

Internet Radio: SiriusXM 971/381 and Varsity Network App

COLORADO STATE RAMS (1-2, 0-0 MW)

DATE	OPPONENT	TIME (MT)	TV/RESULT
SEPTEMBER			
2	Washington State	5 p.m.	L, 24-50
16	at 18/21 Colorado	8 p.m.	L, 35-43 ^(OT)
23	at Middle Tennessee	5 p.m.	W, 31-23
30	Utah Tech	5 p.m.	MW Network
OCTOBER			
7	at Utah State*	6 p.m.	TBA
14	Boise State*	12-Days	Fox Net.
21	at UNLV*	5 p.m.	TBA
28	Air Force*	5 p.m.	CBS Sports
NOVEMBER			
3	at Wyoming*	6 p.m.	CBS Sports
11	San Diego State*	5 p.m.	CBS Sports
18	Nevada*	1 p.m.	TBA
24	at Hawaii*	10 p.m.	Spectrum

ABOUT THE RAMS

FOOTBALL INFORMATION

Starters Ret. (O/D/S)	15 (5/8/2)
Starters Lost (O/D/S)	9 (4/3/2)
Lettermen Ret. (O/D/S)	30 (13/15/2)
Lettermen Lost (O/D/S)	21 (10/8/3)
All-Time Record	536-611-33 (.469)
All-Time Conf. Record	345-338-21 (.505)

* - Starters defined as players who started seven or more games at Colorado State the previous season. Incoming transfers are not included. Returning/Lost may not always add up to 11.

COACHING STAFF

NAME	POSITION
Jay Norvell	Head Coach
Matt Mumme	Assoc. HC/QBs
Freddie Banks	Defensive Coord./DBs
Bill Best	Offensive Line
James Finley	Tight Ends
Jeremy Moses	Running Backs
Marcus Patton	Cornerbacks
Tommy Perry	Special Teams Coord.
Adam Pilapil	Linebackers
Chad Savage	Recruit. Coord./WRs
Buddha Williams	Defensive Line

NOTING THE RAMS

- The Rams enter year two under head coach **Jay Norvell** who was named the program's 24th head coach on Dec. 6, 2021. Norvell led his Wolf Pack team onto Sonny Lubick Field in the season finale on Nov. 27 and returned to Fort Collins nine days later as the Rams new head coach.
- Over his five years in Reno, (2017-21) he compiled four-straight seven-plus win seasons and led the Wolf Pack to four bowl games. Colorado State last won seven games in a season in 2017. Norvell is the fourth Colorado State head coach in the last 10 seasons, dating back to Jim McElwain's final season in 2014.
- Colorado State last won a conference championship 21 seasons ago this year. That 2002 team won the third title in four seasons under coach Sonny Lubick, a four-year run that included a combined record of 35-15. However, since then, the program has not been able to replicate that level of sustained success.

MORE ON PAGE 14

- The roster has undergone a radical transformation in just one full season under Norvell and his coaching staff. Of the 112 players currently on the roster, just 19 have been at Colorado State since 2021 or earlier. Of those 19, just 12 were scholarship signees. **MORE ON PAGE 12**
- This season marks the 10th consecutive season Colorado State will play at least two P5 opponents in the non-conference schedule, and future schedules have the Rams setup to continue that streak through at least 2028. The Rams are one of seven MW teams this season to do so and hold the longest active streak of seasons with two-plus P5 opponents (next: six seasons).
- Since 2006, when the NCAA moved to a 12-game regular season, Colorado State has never had a bye week as early as they did in 2023: Week 2. The span of 11 consecutive games is also a first since that 2006 schedule change.

NOTING THE GAME

- Colorado State hosts Utah Tech for the annual Orange Out/Ag Day game, the school's annual celebration of Colorado State's rich agricultural tradition. The celebration began in 1981 to recognize Colorado State's roots as Colorado A&M when the sports teams were the Aggies.
- The Rams are aiming to conclude non-conference play with a .500 record as well as end September at .500 or better for the first time since 2017 (2-2 and 3-2, respectively).
- Since the tradition of celebrating Ag Day at athletic events began with football in 2010, the Rams are 8-4. However, the celebration has not yielded a victory since 2017 after beginning 8-0.
- Over the past six seasons, Colorado State has hosted five FCS opponents and posted just a 2-3 record against them. In 2017 and 2019, the Rams beat Abilene Christian and Western Illinois, respectively. But, in 2018, 2021, and 2022, the Rams were soundly defeated by Illinois State (35-19), South Dakota State (42-23), and Sacramento State (41-10).

WHERE TO FIND IT

GENERAL

Media Information	2
Weekly Schedule	2
Jay Norvell	8-9
Norvell Record Book	10
MW Standings	13
CSU Rosters	19-20
What Returns	21

ON THE GAME

Game Center	3
Depth Chart	4
Assistant Coaches	4

NOTEBOOK

Off. Player Notes	5
Def. Player Notes	6
ST Player Notes	7
Schedule Notes	7
Notebook	12
Start Chart	13
Game Notables	23
The Last Time	24-25
Game Records	26-29

STATISTICS

Position/Game Starts	21
By-Game Starters	21
Explosive Plays	22
Turnovers/Big Plays	23
Opening Drives	26
Drive Summaries	26
2023 Game Recaps	30-32
2023 Statistic Pack	33



Scan to view or download the 2023 media guide.

NUMBERS TO WATCH

.5

With a half sack, Mohamed Kamara (22.5) would move into 5th all-time for career sacks, passing Adrian Ross.

5

Through three games, Colorado State has allowed just five sacks. In 2022, through five games, they allowed 23.

5

Colorado State is one of 5 programs with 3 pass catchers (Horton, Ross-Simmons, Holker) to rank inside the top 100 for yards per game (Ole Miss, USC, Wazzu, Wash.)



Media INFORMATION

CREDENTIALS: To request credentials, submit a request at CSURams.com/FootballCredentials. All requests should be made as early as possible and should be limited to working press only. Requests made on game day will not be approved. Credentials are issued to the individual

MEDIA/SCOUTS WILL CALL AND PARKING: Due to ease of pick up outside Canvas Stadium, credentials will **NOT** be mailed this season. Credential pick up is available at the northwest corner of Canvas Stadium at a ticket office window and begins two hours prior to kick off.

Parking passes will also be delivered digitally to media and scouts to the phone number listed on the credential application. Parking passes will be sending during game week.

MEDIA/STAFF ELEVATOR: An elevator is available for use throughout the game to allow media to travel between the field level, first floor, and sixth floor press box. However, this elevator is also used by food and beverage staff. The elevator may also be held for coaches of either team in the final minutes of each half, and media members are encouraged to use the stairwell if they are physically able to do so.

POST-GAME PRESS CONFERENCE: After a cooling off period and conversation with the team, head coach Jay Norvell and select players will be available to the media. Post-game video is available by request.

PHOTOGRAPHERS: Credentials for photographers will be issued on the basis of circulation, with priority granted to agencies covering the participating schools on a regular basis. Credentials will not be issued to freelance photographers unless they are employed by a reputable publication or the Communications office of the participating schools. Credentials are issued to photographers for the purpose of media coverage only, and images of the game may not be used for commercial purposes without the expressed, written permission of Colorado State Athletics.

SIDELINE AREAS: Excluding select portions of the game, media sideline access is reserved for photographers/videographers. Credentialed photographers/videographers who arrive without proper equipment will not be granted sideline access. When on the sideline, media must remain outside the bench area. This includes during pre-game activities.

LOCKER ROOM ACCESS: Colorado State's locker room is closed at all times.

RECRUITS: Per NCAA rule, media are not permitted to have contact with a prospect or family members of a prospect during their visit (official or unofficial) to campus, including prospects in attendance at practice or games. Contact includes in-person conversations, phone calls, text messages, e-mails, etc. Media are also asked to make every effort to keep distance from prospects on campus, including at practice, during pre-game activities on the sidelines and in the stands.

WEEKLY PRESS CONFERENCE: Each Monday during the season, with the exception of the bye week, head coach Jay Norvell holds his weekly press conference beginning at 11:30 a.m. Video will be available of the full availability courtesy of Colorado State Athletics.

PRACTICES: During the regular season, practices are open for stretch and individual periods - roughly the first 30 minutes - on Tuesday and Wednesday practices. Practices begin at approximately 8:30 a.m. each day. Team periods are closed. Media members should submit interview requests for student-athletes a day prior to the interview. Please let Kyle Neaves or Jeff Schmidt know in advance if you plan to attend.

COLORADO STATE STRATEGIC COMMUNICATIONS

Kyle Neaves	Associate A.D./Strat. Comms & Brand
Kyle.Neaves@colostate.edu	Cell: (228) 424-6921
Primary Football Contact (Coaches)	
Jeff Schmidt	Asst. Director/Strat. Comms & Brand
Jeff.Schmidt@colostate.edu	Cell: (970) 305-7382
Secondary Football Contact (Student-Athletes)	
Mike Brohard	Asst. Director/Strat. Comms & Brand
Mike.Brohard@colostate.edu	
Vicki Dombeck	Asst. Director/Strat. Comms & Brand
Vicki.Dombeck@colostate.edu	
Ryan Pfeifer	Asst. Director/Strat. Comms & Brand
Ryan.Pfeifer@colostate.edu	
Brandon Randall	Assistant Director/Digital Media
Brandon.Randall@colostate.edu	
John Hirn	Historian
football@coloradoaggies.com	

Mailing Address:

Colorado State Athletic Communications
Campus Delivery 0120
Fort Collins, CO 80523

WEEKLY PRESS CONFERENCE

Head Coach Jay Norvell will host a press conference at 11:30 a.m. on the Monday of a game week each Monday throughout the season. Those unable to participate in-person can contact Kyle Neaves for alternative access options.

Weekly Press Conference Dates:

Aug. 28	Oct. 16
Sept. 11	Oct. 23
Sept. 18	Oct. 30
Sept. 25	Nov. 6
Oct. 2	Nov. 13
Oct. 9	Nov. 20

COLLEGEPRESSBOX.COM

collegepressbox is the official media website for Division I football. Access and download game notes, quotes, statistics, media guides, headshots, logos and more for all FBS schools, conferences, postseason games, awards and the College Football Playoff. For access, please register for an account at collegepressbox.com/register.

WEEKLY SCHEDULE

SUNDAY	MONDAY	TUESDAY	WEDNESDAY	THURSDAY	FRIDAY	SATURDAY
<u>No availability</u>	<u>Weekly Press Conference</u> » Jay Norvell » Select players ~11:30 a.m.	<u>Post-Practice</u> » Assistant Coaches » Players ~11 a.m.	<u>Post-Practice</u> » Jay Norvell ~11 a.m. <u>Weekly Radio Show</u> C.B. Potts 6 p.m.	<u>No availability</u>	<u>No availability</u>	<u>Post Game</u> <i>Jay Norvell and select players available.</i>



Game CENTER

LAST MEETING

FIRST MEETING

QUICK FACTS

	COLORADO STATE	UTAH TECH
Location	Fort Collins, Colo.	St. George, Utah
Founded	1870	1911
Enrollment	33,769	12,566
Nickname	Rams	Trailblazers
Colors	Green and Gold	Red, Navy Blue & White
Home Stadium	Canvas Stadium	Greater Zion Stadium
Stadium Capacity	36,500	10,000
Conference Affiliation	Mountain West	United Athletic
2022 Record	3-9	4-7
2022 Conference Record	3-5	2-2
2022 Conference Finish	9th	3rd

TEAM COMPARISON

	COLORADO STATE		UTAH TECH	
	Value	Rank	Value	Rank
Scoring Offense	30.0	62	24.3	-
Scoring Defense	38.7	129	50.3	-
Rushing Yards	57.3	131	87.8	-
Rushing Defense	103.7	32	259.8	-
Passing Yards	354.0	4	252.3	-
Passing Defense	364.3	133	277.3	-
Total Offense	411.3	56	340.0	-
Total Defense	468.0	127	537.0	-
First Downs Offense	20.0	75	17.0	-
First Downs Defense	26.7	133	25.3	-
Penalty Yards	104.0	133	60.0	-
Turnover Margin	-0.33	93	-0.75	-
Sacks For	3.33	45	1.5	-
Sacks Against	1.67	30	1.5	-
Third Down Offense	46.9	36	37.9	-
Third Down Defense	46.8	115	58.8	-
Red Zone TD Offense	50.0	107	63.6	-
Red Zone TD Defense	64.3	76	88.8	-

data via CFBStats.com (Utah Tech is ineligible for NCAA rankings due to reclassification)

SERIES BREAKDOWN

FIRST MEETING



Depth CHART

OFFENSE

		CAREER			
QB		HT	WT	CL	GP/GS
16	Brayden Fowler-Nicolosi	6-1	205	r-Fr.	6/3
11	Clay Millen	6-3	210	r-So.	13/11

		CAREER			
RB		HT	WT	CL	GP/GS
0	Kobe Johnson OR	5-9	190	Gr.	51/16
25	Avery Morrow	5-11	210	Sr.	34/11

		CAREER			
TE		HT	WT	CL	GP/GS
5	Dallin Holker	6-5	235	Jr.	32/7
10	Vince Brown II	6-7	235	Jr.	3/0

		CAREER			
WR		HT	WT	CL	GP/GS
14	Tory Horton	6-2	190	Sr.	36/17
24	Dawson Menegatti	6-2	195	r-Jr.	5/0

		CAREER			
WR		HT	WT	CL	GP/GS
2	Justus Ross-Simmons	6-3	200	So.	15/13
81	Dane Olson	5-10	180	r-Sr.	11/2

		CAREER			
WR		HT	WT	CL	GP/GS
4	Louis Brown IV	6-1	190	So.	13/5
6	Dylan Goffney	6-0	215	Jr.	22/5

		CAREER			
LT		HT	WT	CL	GP/GS
77	Saveyon Henderson	6-5	305	Jr.	3/3
71	Brian Crespo-Jaquez	6-5	320	r-Jr.	1/1

		CAREER			
LG		HT	WT	CL	GP/GS
73	Oliver Jervis	6-5	305	Gr.	38/27
60	Cameron Cooper	6-4	290	r-Sr.	5/0

		CAREER			
C		HT	WT	CL	GP/GS
75	Jacob Gardner	6-4	310	Sr.	36/36
76	Keegan Hamilton	6-4	300	So.	7/3

		CAREER			
RG		HT	WT	CL	GP/GS
66	Andrew Cannon	6-4	300	Gr.	11/6
70	Teivis Tuioti	6-3	290	r-Jr.	16/0

		CAREER			
RT		HT	WT	CL	GP/GS
68	Drew Moss	6-4	300	Jr.	25/25
64	Bobby Lawrence	6-9	330	Gr.	39/4

DEFENSE

		CAREER			
DE		HT	WT	CL	GP/GS
9	Nuer Gatkouth	6-4	230	r-So.	3/3
34	Tony Pierce, Jr.	6-1	250	Gr.	55/20

		CAREER			
DT		HT	WT	CL	GP/GS
90	Grady Kelly	6-2	285	r-So.	17/13
95	Tyler Quinn	6-1	285	r-So.	8/0

		CAREER			
DT		HT	WT	CL	GP/GS
94	Cam Bariteau	6-1	300	Sr.	22/13
91	James Mitchell	6-1	290	Sr.	26/0

		CAREER			
DE		HT	WT	CL	GP/GS
8	Mohamed Kamara	6-1	250	Gr.	40/24
96	Marshon Oxley	6-2	225	r-Fr.	1/0

		CAREER			
LB		HT	WT	CL	GP/GS
42	Justin Sanchez	6-0	230	Sr.	10/3
33	Tramayne Mejia-Paster	6-2	225	Gr.	23/5

		CAREER			
LB		HT	WT	CL	GP/GS
30	Chase Wilson	6-1	225	r-Jr.	20/3
23	Jaseim Mitchell	6-1	230	r-So.	15/0

		CAREER			
CB		HT	WT	CL	GP/GS
1	Chigozie Anusiem	6-1	200	Gr.	40/21
22	TJ Crandall	6-1	185	Fr.	3/0

		CAREER			
CB		HT	WT	CL	GP/GS
7	Dom Jones	6-2	195	Gr.	44/10
3	Ron Hardge III	6-0	185	Sr.	21/6

		CAREER			
S		HT	WT	CL	GP/GS
11	Henry Blackburn	6-0	205	Sr.	24/20
19	Tyrell Grayson, Jr.	6-0	195	r-Jr.	28/23

		CAREER			
S		HT	WT	CL	GP/GS
17	Jack Howell	5-10	200	Jr.	25/19
20	Jaylen Gardner	6-1	210	Fr.	3/0

		CAREER			
NK		HT	WT	CL	GP/GS
15	Ayden Hector	6-0	205	r-Jr.	16/12
12	Dominic Morris	5-11	180	Jr.	22/3

SPECIAL TEAMS

		CAREER			
K		HT	WT	CL	GP/GS
67	Jordan Noyes	5-11	195	Gr.	33/-

		CAREER			
KO		HT	WT	CL	GP/GS
67	Jordan Noyes	5-11	195	Gr.	33/-

		CAREER			
P		HT	WT	CL	GP/GS
41	Paddy Turner	6-5	200	r-Sr.	15/-

		CAREER			
H		HT	WT	CL	GP/GS
41	Paddy Turner	6-5	200	r-Fr.	15/-

		CAREER			
SN		HT	WT	CL	GP/GS
61	Jake Dennis	6-0	215	Jr.	3/-

		CAREER			
KR		HT	WT	CL	GP/GS
0	Kobe Johnson OR	5-9	190	Gr.	51/-
25	Avery Morrow	5-11	210	Sr.	34/-

		CAREER			
PR		HT	WT	CL	GP/GS
14	Tory Horton	6-2	190	Sr.	36/-

PRONUNCIATION GUIDE

Audio of these pronunciations from the student-athletes is available on the official roster on CSURams.com.

1	CHIGOZIE ANUSIEM	Chee-Go-Zay AH-New-See-UM
5	DALLIN Holker	Dall-IN
8	Jackson BROUSSEAU	Brew-So
8	Mohamed KAMARA	Kah-MARE-Uh
9	NUER GATKUOTH	Newer GAT-Kooth
11	Clay MILLEN	Mill-In
12	GILES Pooler	Jye-Ils
15	AYDEN Hector	Ayy-Den
16	Brayden Fowler-NICOLOSI	Nick-Oh-Los-ee
16	Brandon GUZMAN	Gooz-man
19	TYRELL Grayson, Jr.	TIE-RelI
23	JASEIM Mitchell	JAH-Seam
24	Dawson MENEGATTI	Men-Eh-Got-EE
28	Vann SCHIELD	Shield
33	TRAMAYNE MEJIA-PASTER	Truh-Main MUH-He-uh Pastor
44	Peter MONTINI	Mon-tee-nee
49	BUOM Jock	Boom
55	Andrew LAURICH	Lore-Ick
67	Jordan NOYES	Noise
70	TEIVIS TUIOTI	Tay-Viss Two-Ee-Oh-Tee
71	Brian CRESPO-JAQUEZ	Cress-po HA-Kez
77	SAVEYON Henderson	Save-ee-Yawn
79	AITOR URIONABARRENECHEA	Good Luck Ayy-Tore Urr-ree-ON-UH-Bare-unn-NAH-chay-ah
92	MUKENDI WA-KALONJI	Moo-Ken-Dee WAH-Kuh-LONE-jee
93	HIDETORA HANADA	Hee-day-Tore-uh Hah-Nah-Dah
94	Cam BARITEAU	Bear-Ihh-Toe

Games Played/Started include all games at previous FBS/FCS programs.

---OFFENSE---



MATT
MUMME
SIDELINE



BILL
BEST
SIDELINE



JAMES
FINLEY
SIDELINE



JEREMY
MOSES
PRESS BOX



CHAD
SAVAGE
SIDELINE

---DEFENSE/ST---



FREDDIE
BANKS
SIDELINE



MARCUS
PATTON
SIDELINE



ADAM
PILAPIL
PRESS BOX



BUDDHA
WILLIAMS
SIDELINE



TOMMY
PERRY
SIDELINE



Offensive NOTES

QB



#16 Brayden Fowler-Nicolosi
6-1, 205, r-Fr., Aledo, Texas


- First QB to throw for 300+ yards in back-to-back games since 2019 - threw 300+ yards in his first two starts
- Made his first start of the 2023 season against Colorado, throwing for 367 yards on 34-47-3 with three TD
- Completed 10 consecutive passes in the first half against Buffs - tied seventh-best streak at CSU
- Appeared in three games in 2022, making his first appearance at Washington State

#11 Clay Millen

6-3, 210, r-So., Snoqualmie, Wash.

- Set the season completion percentage record with a 72.2 mark in 2022
- Named starting QB in 2022 and was the first freshman to start an opener for CSU since Pete Thomas (2010)
- Was named Freshman All-American by College Football News in 2022

RB



#0 Kobe Johnson

5-9, 190, Gr., Lawrenceville, Ga.

OR

- Named to the Doak Walker Award Watch List for the top running back in the nation
- Played four seasons at North Dakota State, rushing for 2,563 yards on 381 attempts and 18 TDs
- Had a career-high 206-yard rushing performance vs. Montana in 2022, a career-high
- Is one of three transfers from NDSU (Dom Jones, Tony Pierce, Jr.)

#25 Avery Morrow

5-11, 210, Sr., Seattle, Wash.

- Was CSU's lead back during the 2022 season, leading the team with 866 yards on 173 carries
- Finished the season with five 100-yard games, including a streak of three straight
- Spent two seasons at Nevada where he played in 9 games

TE



#5 Dallin Holker

6-5, 235, Jr., Lehi, Utah

- Recorded a career-high 112 yards on 11 catches at Middle Tennessee adding a TD reception on a fake FG
- One of six team captains and the third on offense (Jacob Gardner, Tory Horton)
- Spent three seasons at BYU as well as the 2019 and 2020 seasons on his mission in Vina del Mar, Chile
- Recorded 42 receptions for 521 yards and three TD in his BYU career

#10 Vince Brown II

6-7, 235, Jr., Matteson, Ill.

- Spent two seasons at the College of DuPage where he appeared in 20 games and won a pair of NJCAA National Championships
- Led the team with 373 receiving yards on 20 receptions and four touchdowns

WR



#14 Tory Horton

6-2, 190, Sr., Fresno, Calif.

- Landed on three preseason award lists - Biletnikoff, Hornung, Maxwell; also to the Reese's Senior Bowl
- One of six team captains and the third on offense (Jacob Gardner, Dallin Holker)
- Named Preseason All-Mountain West as a receiver and punt returner
- Brother, Tim, was a two-time, first team All-MW CB at Boise St. and sister, Jeanne, is a pro volleyball player

#24 Dawson Menegatti

6-2, 195, r-Jr., Pueblo West, Colo.

- Mother, Brandi, competed at Alabama and LSU, including a national championship in 1991 at LSU
- Sister, MaLeigha, runs track at Boise State and was a 2019 second team All-American as a member of the distance medley team

WR



#2 Justus Ross-Simmons

6-3, 205, So., Rochester, N.Y.

- Started the final 10 games of the 2022 season as a true freshman
- Recorded his first touchdown catch at Washington State

#81 Dane Olson

5-10, 190, r-Sr., San Diego, Calif.

- Saw action in nine games in 2022, including getting his first of two starts against Hawaii
- Blocked a punt against Utah State

WR



#4 Louis Brown IV

6-1, 190, So., South Los Angeles, Calif.

- Recorded his first 100-yard receiving game at Colorado - before halftime
- Caught first career TD against Colorado and finished leading the team with 10 receptions for 131 yards
- Appeared in all 10 games in 2022, making two starts in the final two games with his first at Air Force

#6 Dylan Goffney

6-0, 215, Jr., Cypress, Texas

- Spent the past two seasons at SMU where he played in 20 games
- Played in all 13 games, making four starts as a sophomore
- Grabbed his first touchdown against Navy while also recording his first 100-yard receiving game

LT



#77 Saveyon Henderson

6-5, 305, Jr., Crete, Ill.

- Spent two seasons at Lane College (D-II) where he started 20 games, all at right tackle, encompassing every game possible of his career

#71 Brian Crespo-Jaquez

6-5, 320, R-Jr., Fort Collins, Colo.

- Began the season as the starting left tackle and started in the season opener at Michigan but was injured the following week in practice
- Missed the remainder of the season and spring 2023 practices

LG



#73 Oliver Jervis

6-5, 305, Gr., Sellersville, Pa.

- Spent five seasons at Monmouth including the final two as a starter
- Played in 35 games with 24 starts during his career with the Hawks
- Has played both guard and tackle during his career

#60 Cameron Cooper

6-4, 290, r-Sr., Aurora, Colo.

- Spent three seasons at UTEP before coming to CSU for his junior year, appearing in one game during his time with the Miners
- Father, Mark, was a second round draft pick out of Miami in 1983 and spent seven seasons in the NFL with 78 games played and 19 starts along the offensive lines of the Denver Broncos (1983-87) and Tampa Bay Buccaneers (1987-89)

C



#75 Jacob Gardner

6-4, 310, Sr., Rancho Cucamonga, Calif.

- The most veteran player on the team, starting every game he's appeared in over his career
- Three-time honorable mention All-Mountain West
- Was set to start at center in 2022 before playing left tackle where he has started every game
- One of six team captains and the third on offense (Tory Horton, Dallin Holker)

#76 Keegan Hamilton

6-4, 300, So., Denver, Colo.

- Made first collegiate appearance on the game winning drive against Hawaii at center
- Started in place of the injured Miki-Han at Boise State
- Walked on to the team over the summer from Rock Canyon HS

RG



#66 Andrew Cannon

6-4, 300, Gr., Orlando, Fla.

- Spent two seasons at Nevada with current Rams staff where he appeared in eight games in 2021 after taking a redshirt in 2020
- Prior to Nevada, he was at Tyler Junior College
- Grandfather, Robert, played football at Notre Dame while his father played at Syracuse and brother Peter played at Sacred Heart

#70 Teivis Tuioti

6-3, 290, r-Jr., Laie, Hawaii

- Was part of the defensive line for CSU in 2022 - making 15 tackles as a rotational defensive tackle
- Moved to the offensive line during spring 2023 practices
- Prepped at Southeast High in Lincoln as a senior where his father, Tony, was the defensive line coach at Nebraska and now is at Oregon

RT



#68 Drew Moss

6-4, 300, Jr., Richardson, Texas

- Spent two seasons at Lamar where he started all 22 games of his career at right tackle
- Both parents competed collegiately at Rice in swimming (mother, Regina) and football (father, Douglas)

#64 Bobby Lawrence

6-9, 330, Gr. St. Joseph, Mo.

- Spent five seasons at Missouri where he appeared in 36 games over his career including four starts
- Saw time in all 13 games last season for Missouri
- Father, Toby, played football at Kansas State

Year	GP/GS	Cmp.	Att.	Pct.	Yds.	TD/INT
2023	3/2	77	110	70.0	898	7/5
Career	6/3	94	147	63.9	147	8/7
Car. Highs:		34	47		367	3/3

Year	GP/GS	Cmp.	Att.	Pct.	Yds.	TD/INT
2023	1/1	12	24	62.5	110	0/1
Car. Highs:		25	35		261	3/2

Year	GP/GS	Rush	Yds.	Avg.	TD	Long
2023	3/0	27	72	2.7	0	13
Career	51/16	408	2635	6.5	18	97
Car. Highs:		16	206		3	97

Year	GP/GS	Rush	Yds.	Avg.	TD	Long
2023	3/3	36	100	2.8	0	9
Car. Highs:		27	168		2	67

Year	GP/GS	Rec	Yds.	Avg.	TD	Long
2023	3/3	22	268	12.2	4	35
Career	19/7	45	554	12.3	6	35
Car. Highs:		11	112		2	35

Year	GP/GS	Rec	Yds.	Avg.	TD	Long
2023	3/0	2	18	9.0	0	11
Car. Highs:		2	35		0	32

Year	GP/GS	Rec	Yds.	Avg.	TD	Long
2023	3/3	35	313	8.9	3	23
Career	36/17	178	2439	13.7	21	85
Car. Highs:		16	196		3	85

Year	GP/GS	Rec	Yds.	Avg.	TD	Long
2023	3/0	1	17	17.0	0	17
Car. Highs:		1	17		0	17

Year	GP/GS	Rec	Yds.	Avg.	TD	Long
2023	3/3	14	231	16.5	1	75
Career	15/12	40	655	16.8	4	76
Car. Highs:		6	123		1	76

Year	GP/GS	Rec	Yds.	Avg.	TD	Long
2023	3/0	0	0	0.0	0	0
Car. Highs:		1	15		0	15

Year	GP/GS	Rec	Yds.	Avg.	TD	Long
2023	3/3	15	181	12.1	1	46
Career	12/4	27	279	10.3	1	46
Car. Highs:		10	131		1	46

Year	GP/GS	Rec	Yds.	Avg.	TD	Long
2023	2/0	1	11	11.0	0	11
Car. Highs:		10	116		1	47

Year	GP/GS
2023	3/3
Career	23/23

Year	GP/GS
2023	0/0
Career	1/1

Year	GP/GS
2023	3/3
Career	38/27

Year	GP/GS
2023	2/0
Career	4/0

Year	GP/GS
2023	3/3
Career	36/36

Year	GP/GS
2023	0/0
Career	7/3

Year	GP/GS
2023	3/3
Career	11/3

Year	GP/GS
2023	0/0
Career	14/0

Year	GP/GS
2023	3/3
Career	25/25

Year	GP/GS
2023	2/0
Career	38/4



Defensive NOTES

DE



#9 Nuer Gatkuoth
6-4, 230, r-So., Edmonton, AB, Canada

- Saw first career start and playing time in the opener vs. Washington State
- Redshirted in 2022 after being forced to sit out of the situation due to an eligibility issue
- Earned Scout Team Special Teams Player of the Year award
- Parents are originally from South Sudan

#34 Tony Pierce, Jr.
6-1, 250, Gr., Lake Alfred, Fla.

- Spent five seasons at North Dakota State, playing in 52 games with 19 starts
- Won three national championships with the Bison
- Is one of three transfers from NDSU (Dom Jones, Kobe Johnson)

DT



#90 Grady Kelly
6-2, 285, r-So., Navarre, Fla.

- Made his collegiate debut at Michigan in 2022, totalling two tackles
- Named Freshman All-American by College Football News
- First career action came at Hawai'i in 2021
- Recorded his first tackle against Nevada in 2021

#95 Tyler Quinn
6-1, 285, r-So., DeSoto, Texas

- Appeared in six games with debut at Michigan
- Saw most extensive action of the season against Nevada, tallying his first solo tackle

DT



#94 Cam Bariteau
6-1, 300, Sr., Wareham, Mass.

- Made his collegiate debut at Michigan helping on a pair of stops
- Started every game in 2022 except against Middle Tennessee

#91 James Mitchell
6-1, 290, Sr., Duncanville, Texas

- Has played in 26 games for the Rams - the second most on the defensive side of the ball (Mo Kamara)
- Had his first career sack at Middle Tennessee

DE



#8 Mohamed Kamara
6-1, 250, Gr., Newark, N.J.

- Recovered a fumble for a touchdown at MTSU - his second of his career (first against Air Force, 2019)
- Had two first-half sacks at Colorado, passed Joey Porter for sixth all-time
- One of six team captains and the third on defense (Henry Blackburn, Jack Howell)
- Has played 39 games for CSU - most on the team

#96 Marshon Oxley
6-2, 225, r-Fr., South Central LA, Calif.

- Will see his first action of his collegiate career in 2023
- Redshirted his freshman season

LB



#42 Justin Sanchez
6-0, 230, Sr., Whittier, Calif.

- Made his first career start in the season opener against Washington State
- Recorded a career-high five solo stops at Colorado
- Saw his first action with CSU against Sacramento State in 2022
- Spent three seasons at El Camino Community College

#33 Tramayne Mejia-Paster
6-2, 225, Gr., Merced, Calif.

- Spent three seasons at California where he appeared in 20 games with five starts
- Frequent participant in community service events in Merced including SWAG, an organization started by his uncle DeVon Hilliard that helps students meet their goals and obtain collegiate athletic scholarships

LB



#30 Chase Wilson
6-1, 225, r-Jr., Arvada, Colo.

- Recovered a fumble at Middle Tennessee during the final play of the game
- Made his first career start in the season opener against Washington State
- Appeared in four games prior to the 2022 season - two in 2021 before missing the season due to injury
- Mother, Linda, and sister, Taylor, played sports at Regis in Denver

#23 Jaseim Mitchell
6-1, 230, r-So., Colorado Springs, Colo.

- Spent his first competition season as a linebacker after converting from wide receiver in 2022

CB



#1 Chigozie Anusiem
6-1, 200, Gr., La Habra, Calif.

- Had a career-high five solo tackles against Colorado, including a TFL
- Named first team All-Mountain West by PFF and honorable mention All-MW in 2022
- Spent four seasons at Cal where he played 25 games with six starts, before starting at cornerback for the Rams for the last two seasons

#22 TJ Crandall
6-1, 185, Fr., Sammamish, Wash.

- One of two true freshmen on the depth chart (Jaylen Gardner)
- Played both sides of the ball at Skyline High School
- Uncle, Xavier McDaniel, played basketball at Wichita State

CB



#7 Dom Jones
6-2, 195, Gr., Duluth, Ga.

- Spent four seasons at North Dakota State where he played in 41 games with nine starts
- Played in every game over his final three seasons with the Bison and won two national championships
- Is one of three transfers from NDSU (Tony Pierce, Jr., Kobe Johnson)

#3 Ron Hardge III
6-0, 185, Gr., Hollywood, Fla.

- Made his first start for the Rams at Colorado and recovered a fumble for a touchdown
- Spent two seasons at Oregon State where he appeared in 18 games with four starts
- Transferred to Oregon State after one season at City College of San Francisco (2019)

S



#11 Henry Blackburn
6-0, 205, Sr., Boulder, Colo.

- Notched the first INT of the season for the Rams at Colorado
- Recorded a pair of TFL in the season opener against Washington State
- One of six team captains and the third on defense (Mohamed Kamara, Jack Howell)
- Had eight pass breakups last season - second on the team

#19 Tyrell Grayson, Jr.
6-0, 195, r-Jr., Fresno, Calif.

- Spent four seasons at Utah Tech where he earned 2021 Hero Sports Freshman FCS All-American Honors and All-WAC first team honors in 2022
- His father, Tyrell, played football at Fresno State

S



#17 Jack Howell
5-10, 200, Jr., Fort Collins, Colo.

- Landed on three preseason award lists - Nagurski, Bednarik, Thorpe
- One of six team captains and the third on defense (Henry Blackburn, Mohamed Kamara)
- Led the Rams and all of the nation's defensive backs with 108 total tackles in 2022
- Secured an interception in three consecutive games (Middle Tennessee, Washington State, Sac State)

#20 Jaylen Gardner
6-1, 210, Fr., San Antonio, Texas

- One of two true freshmen on the depth chart (Jaylen Gardner)
- Played both sides of the ball at TMI Episcopal
- Uncle, Justin, played football at Central Michigan

NK



#15 Ayden Hector
6-0, 205, r-Jr., Bellevue, Wash.

- Returned his first interception 21 yards for a touchdown at Nevada in 2022
- Secured a game-sealing interception against Hawaii as the Warriors were driving to potentially win
- Tied for the team-lead with three interceptions
- His father Zuri played football at USC, and uncle played at Cal

#12 Dominic Morris
5-11, 180, Jr., Spring, Texas

- Spent two seasons at Furman
- Made the Southern Conference All-Freshman team in 2021

Year	GP/GS	UT	AT	TT	SACK	TFL
2023	3/3	9	4	13	1.0	3.5
Career	3/3	9	4	13	1.0	3.5
Car. Highs:	5	3	8	1.0	3.0	

Year	GP/GS	UT	AT	TT	SACK	TFL
2023	3/1	5	1	7	2.0	3.0
Car. Highs:	4	3	4	2.0	2.0	

Year	GP/GS	UT	AT	TT	SACK	TFL
2023	3/3	3	7	10	0	1.0
Career	17/13	16	38	54	1.0	3.5
Car. Highs:	4	5	5	0.5	1.5	

Year	GP/GS	UT	AT	TT	SACK	TFL
2023	3/0	0	4	4	0	0.5
Car. Highs:	1	3	3	0	1.0	

Year	GP/GS	UT	AT	TT	SACK	TFL
2023	3/3	2	1	3	0	1.5
Career	21/13	10	18	28	1.0	3.0
Car. Highs:	4	4	5	1.0	1.0	

Year	GP/GS	UT	AT	TT	SACK	TFL
2023	3/0	0	4	4	0	1.0
Car. Highs:	2	3	3	1.0	1.0	

Year	GP/GS	UT	AT	TT	SACK	TFL
2023	3/2	6	3	9	4.0	4.0
Career	39/23	70	62	132	21.5	32.5
Car. Highs:	5	7	8	3.5	4.0	

Year	GP/GS	UT	AT	TT	SACK	TFL
2023	1/1	2	2	4	0	0
Car. Highs:	2	2	4	0.0	0.0	

Year	GP/GS	UT	AT	TT	SACK	TFL
2023	3/3	15	9	24	0	1.5
Career	9/2	19	14	33	0	1.5
Car. Highs:	7	5	11	0	1.0	

Year	GP/GS	UT	AT	TT	SACK	TFL
2023	3/0	1	0	1	0	0
Car. Highs:	5	4	7	1.0	1.5	

Year	GP/GS	UT	AT	TT	SACK	TFL
2023	3/3	15	16	31	0	2.0
Career	20/3	30	30	60	2.5	4.5
Car. Highs:	7	10	12	2.5	2.5	

Year	GP/GS	UT	AT	TT	SACK	TFL
2023	2/0	0	1	1	0	0
Car. Highs:	0	1	1	0	0	

Year	GP/GS	UT	AT	TT	TFL	INT/PD
2023	3/3	12	7	19	1.5	0/0
Career	40/21	61	34	95	2.5	0/16
Car. Highs:	5	5	7	1.0	0/3	

Year	GP/GS	UT	AT	TT	TFL	INT/PD
2023	3/0	4	0	4	1.0	0/1
Car. Highs:	4	0	4	1.0	0/0	

Year	GP/GS	UT	AT	TT	TFL	INT/PD
2023	3/1	4	1	5	0	0/0
Career	44/10	57	31	88	2.0	3/9
Car. Highs:	4	4	8	1.0	1/0	

Year	GP/GS	UT	AT	TT	TFL	INT/PD
2023	3/2	1	3	4	0	0/1
Car. Highs:	4	4	8	0	0/0	

Year	GP/GS	UT	AT	TT	TFL	INT/PD
2023	3/3	11	12	23	2.0	1/0
Career	24/20	73	67	140	4.0	2/11
Car. Highs:	8	9	14	2.0	1/1	

Year	GP/GS	UT	AT	TT	TFL	INT/PD
2023	1/0	0	1	0	0	0/0
Car. Highs:	15	7	19	3.0	1/2	

Year	GP/GS	UT	AT	TT	TFL	INT/PD
2023	3/3	12	16	28	0	0/0
Career	25/19	95	105	200	6.5	4/7
Car. Highs:	11	11	17	1.5	1/2	

Year	GP/GS	UT	AT	TT	TFL	INT/PD
2023	3/0	2	1	3	0	0/1
Car. Highs:	1	1	2	0	0/1	

Year	GP/GS	UT	AT	TT	TFL	INT/PD
2023	3/3	19	8	27	3.5	0/0
Career	16/12	50	31	81	6.5	4/7
Car. Highs:	10	6	10	1.5	1/2	

Year	GP/GS	UT	AT	TT	TFL	INT/PD
2023	3/0	5	3	8	0	0/0
Car. Highs:	4	2	5	0.5	1/2	



Special Teams NOTES

K



#67 Jordan Noyes
5-11, 195, Gr., Dartford, Kent, England

- Spent three seasons at Utah where he appeared in 30 games
- Played American football, soccer, rugby, and competed in gymnastics in England
- Married to the former Jordan Tulip and has a daughter, Scottie, as well as twins, Skye and Summer
- Ranks as the third-oldest player in college football heading into 2023 (Aug. 3, 1992)

#83 Bryan Hansen
6-3, 205, r-Fr., Colleyville, Texas

- Walked on and redshirted as a freshman in 2022
- Made a lone appearance in a special teams snap at Air Force

Year	GP/GS	FG	FGA	Lg.	PAT	Pts.
2023	3/0	2	3	38	12-12	18
Career	33/0	10	15	43	67-67	97
Car. Highs:				43	5-5	11

Year	GP/GS	FG	FGA	Lg.	PAT	Pts.
2023	0/0	0	0	0	0-0	0
Career	0/0	0	0	0	0-0	0
Car. Highs:		0	0	0	0-0	0

P



#41 Paddy Turner
6-5, 210, r-Jr., Ararat, VIC, Australia

- Landed on the Ray Guy Award preseason lists for the best punter in the nation
- Allowed just 5.57 yards per punt return in 2022, the second-best mark in the Mountain West and No. 33 overall nationally
- Averaged 42.8 on his punts the final five games in 2022

Year	GP/GS	Punt	Yds.	Avg.	I-20	LG
2023	3/0	16	688	43.0	4	55
Career	15/0	82	3269	39.9	17	56
Car. Highs:		8	341	3	56	

SN




#61 Jake Dennis
6-0, 215, Jr., Omaha, Neb.

- Spent one season at Butler Community College (2022) and one at Midland University (NAIA, 2021)

Year	GP/GS
2023	3/0
Career	3/0

KR



#0 Kobe Johnson
5-9, 190, Gr., Lawrenceville, Ga.
OR

- Has one kickoff return so far this season - a 98 yard touchdown
- Played four seasons at North Dakota State, rushing for 2,563 yards on 381 attempts and 18 TD
- Is one of three transfers from NDSU (Dom Jones, Tony Pierce, Jr.)

#25 Avery Morrow
5-11, 210, Jr., Seattle, Wash.

- Was CSU's lead back during the 2022 season leading the team with 866 yards on 173 carries
- Finished the season with five 100-yard games, including a streak of three straight
- Spent two seasons at Nevada where he played in 19 games

Year	PR/Yds.	Lg.	KR/Yds.	Lg.	TD
2023	-/-	-	3/152	98	1
Career	-/-	-	3/152	98	1
Car. Highs:	-/-	-	2/98	98	1

Year	PR/Yds.	Lg.	KR/Yds.	Lg.	TD
2023	-/-	-	-/-	-	-
Career	-/-	-	-/-	-	-
Car. Highs:	-/-	-	-/-	-	-

PR



#14 Tory Horton
6-2, 190, Sr., Fresno, Calif.

- Started fielding punts in the game at Nevada in 2022
- One of six team captains and the third on offense (Jacob Gardner, Dallin Holker)
- Named Preseason All-Mountain West as a receiver and punt returner
- Brother, Tim, was a two-time, first team All-MW CB at Boise St. and sister, Jeanne, is a pro volleyball player

Year	PR/Yds.	Lg.	KR/Yds.	Lg.	TD
2023	3/25	27	-/-	-	0
Career	14/196	72	-/-	-	1
Car. Highs:	3/92	72	-/-	-	1

2023 SCHEDULE NOTES AND RESULTS

DATE	OPPONENT (RECORD)	LOCATION	BROADCAST	TIME (MT)	RESULT/SERIES	NOTES
Sept. 2	WASHINGTON STATE (4-0) Cougars	Fort Collins, Colo. Canvas Stadium	CBS Sports	5:00 PM	L, 24-50	Rams held to three points in first three quarters
Sept. 16	at #22 COLORADO (3-1) Buffaloes	Boulder, Colo. Folsom Field	ESPN	8:00 PM	L, 35-43 (2OT)	CSU had three 100-yard receivers for the first time in program history
Sept. 23	at MIDDLE TENNESSEE (1-3) Blue Raiders	Murfreesboro, Tenn. Johnny "Red" Floyd Stadium	ESPN+	5:00 PM	W, 31-23	Rams score with all three teams to earn first win of the season
Sept. 30	UTAH TECH (1-3) Trailblazers	Fort Collins, Colo. Canvas Stadium	MWN	5:00 PM	First Meeting	CSU has been upset three times in the last five against FCS foes
Oct. 7	at UTAH STATE (1-3) Aggies	Logan, Utah Maverik Stadium	MWN	6:00 PM	CSU, 39-37-2	Rams look to snap four-game losing streak against the Aggies
Oct. 14	BOISE STATE (2-2) Broncos	Fort Collins, Colo. Canvas Stadium	Fox Sports	12-Days Out	BSU, 12-0	Rams still seeking first-ever win over Boise State
Oct. 21	at UNLV (3-1) Rebels	Las Vegas, Nev. Allegiant Stadium	MWN	5:00 PM	CSU, 17-6-1	CSU plays in NFL stadium for first time since 2019 RMS
Oct. 28	AIR FORCE (4-0) Falcons	Fort Collins, Colo. Canvas Stadium	CBS Sports	5:00 PM	AF, 38-21-1	CSU looks to snap five-game losing streak to Falcons
Nov. 3	at Wyoming (3-1) Cowboys	San Jose, Calif. CEFCU Stadium	CBS Sports	6:00 PM	CSU, 58-50-5	Border War in Laramie to bring the Bronze Boot home
Nov. 11	SAN DIEGO STATE (2-3) Aztecs	Fort Collins, Colo. Canvas Stadium	CBS Sports	5:00 PM	SDSU, 22-14	Rams have lost the last six games at home to SDSU (2003)
Nov. 18	NEVADA (0-4) Wolf Pack	Fort Collins, Colo. Canvas Stadium	MWN	1:00 PM	CSU, 13-5	Norvell looks to go 2-0 against former team
Nov. 25	at HAWAII (2-3) Rainbow Warriors	Honolulu, O'ahu Clarence T.C. Ching Complex	Spectrum Sports	10:00 PM	CSU, 16-11	Rams spend Thanksgiving on the Island



Head Coach JAY NORVELL

4-11 OVERALL // SECOND YEAR

37-37 Overall/7th Year

Jay Norvell enters his second season at the helm of the Colorado State program and was named the 24th head coach in program history.

Norvell, who led the Nevada Wolf Pack to four bowl games in five seasons (2017-21) as head coach prior to coming to Fort Collins, has an offensive coaching acumen which is unquestioned after he built a conference title contender at Nevada over his five seasons. Former Wolf Pack quarterback Carson Strong was a two-time MW Offensive Player of the Year as Nevada led the MW in passing offense in 2021 at 365.8 yards per game. The Wolf Pack posted four consecutive winning seasons under Norvell including a pair of bowl wins in 2018 (Arizona) and 2020 (Famous Idaho Potato).

Norvell's first season in Fort Collins may not have seen growth in the win-loss column from the team he inherited, but the cultural progress under Norvell's direction was undeniable.

The Rams posted a 3-9 record in his first season, a campaign which opened against CFP semifinalist Michigan and was filled with seven teams which advanced to the postseason. Starting three different quarterbacks during the season (all of whom were redshirt or true freshmen), the Rams showed signs of improvement on offense as the season progressed, averaging 247.3 yards of total offense the first half, improving to 324.1 the second half.

The same trend showed on defense, with the Rams going from 400.8 yards allowed to 309.1. Seven players were named All-Mountain West, including first-team selections for wideout Tory Horton and safety Jack Howell. Quarterback Clay Millen and defensive tackle Grady Kelly were named freshmen All-America by Pro Football Network.

After a difficult non-conference slate and a plethora of expected contributors opting to enter the transfer portal, the Rams became closer despite the departures and put the first victory of Norvell's Colorado State tenure on the board in dramatic fashion, winning on a walk-off field goal in the conference opener at Nevada. The conference season concluded with two more wins over Hawaii and a shut-out on Senior Day over New Mexico.

At times during the 2022 campaign, Norvell and his coaching staff were working with as few as 59 scholarship players on

the roster and even fewer available to play due to injury. Regardless, the Rams produced one of the league's toughest defenses in Mountain West play, holding opponents to an average of just 19.9 points. In the eight-game league schedule, Norvell's Rams, held together mostly by grit and hope, were non-competitive just once (at Boise State) and managed to keep their average margin of defeat to fewer than six points overall. Removing the Boise State game (49-10), the Rams were outscored by their opponents by less than one point on average.

Using his time at Nevada as the blueprint, Norvell set out to build the Colorado State program through recruiting ahead of the 2023 season. That blueprint resulted in the highest-rated recruiting classes in program history based on 247Sports' Composite rankings and the second-highest in the Mountain West by the same metric.

Off the field and the recruiting trail, Norvell's impact in the Fort Collins and Colorado State community was equally as significant. From the day Norvell stepped foot on campus, he was engaged with anyone interested in Colorado State University and Colorado State Athletics. From speaking engagements to organizing a run for charity, Norvell has re-ignited a spark in the community around his program.

Perhaps his biggest and most notable introduction has been that of the Grit Run - a 5K fun-run around campus with all proceeds going to benefit research around cystic fibrosis, a disease which impacts his wife, Kim, on a daily basis. In it's first year, the Norvell's raised over \$20,000 to directly benefit the CF Foundation. The total was nearly doubled in year two with over \$40,000 going to research causes.

At Nevada, the Wolfpack enjoyed an immense turnaround under Norvell's leadership, and it paid off in the postseason honors as well. Including Strong's consecutive offensive player of the year awards, 16 Nevada student-athletes earned All-MW honors in 2021 led by first-team wide receiver Romeo Doubs, who finished the regular season ranked No. 12 nationally in receiving yards.

Strong concluded his 2021 campaign ranked top-10 nationally in completions per game (3rd; 30.4), passing yards (4th; 4,175), passing yards per game (5th; 347.9), passing touchdowns (6th;

36), completion percentage (8th; 69.9) and total offense (8th; 330.6).

In May 2021, Norvell was named the 2020-21 College Coach of the Year by the National Coalition of Minority Football Coaches. He is the first Black head coach in program history, and the first sitting head coach to be hired since Earle Bruce in 1989.

Norvell's resume and experiences reaches to all corners of college and professional football. He has spent time in the Big 10, Big 12, Pac-12, and NFL with the Indianapolis Colts and Oakland Raiders - a period that included an AFC Championship and appearance in Super Bowl XXXVII in 2002 under head coach Bill Callahan. During his time as an assistant, Norvell coached in every BCS bowl game during the BCS Era including the 2009 BCS National Championship with Oklahoma. Overall, he has been to 22 bowl games as both a player and a coach.

An All-Big 10 defensive back during his playing career at Iowa under legendary Hawkeyes coach Hayden Fry, Norvell got his first opportunity in coaching under Fry on the offensive side of the football. That move proved fruitful for the young graduate assistant in 1986.

Over stops at Oklahoma, Texas, and Arizona State, Norvell mixed his Air Raid-style offensive scheme with principles of under-center schemes employed in the NFL to put together a highly effective offensive machine. While coaching wide receivers at Oklahoma (2008-14), a period which also including serving as co-offensive coordinator (2011-14), Norvell mentored Oklahoma greats in Kenny Stills, Sterling Shephard and Ryan Broyles, who left Oklahoma as the NCAA's all-time leader in receptions.

A 1986 graduate of Iowa, Norvell was an All-Big Ten defensive back and recorded a league-high seven interceptions in 1985 as he helped the Hawkeyes put together a 10-2 record, a conference championship and a spot in the Rose Bowl. He was a member of the Chicago Bears in 1987 before he began his coaching career as a graduate assistant at his alma mater.

Norvell, who hails from Madison, Wis., has a wife, Kim, and son, Jaden. He is the author of a book, "Complete Wide Receiver," which was published in 2012.



The Norvell FILE

Birthdate: March 28, 1963 (60 years old)
Hometown: Madison, Wisconsin
Education: Iowa, 1986
Family: Wife: Kim, Son: Jaden

Coaching CAREER

1986-87	Iowa	Offensive GA
1988	Northern Iowa	Wide Receivers
1989-94	Wisconsin	Offensive Line Wide Receivers Special Teams
1995-97	Iowa State	Asst. HC/Quarterbacks Wide Receivers
1998-01	Indianapolis Colts	Wide Receivers
2002-03	Oakland Raiders	Tight Ends
2004-06	Nebraska	OC/Quarterbacks
2007	UCLA	Offensive Coordinator Quarterbacks
2008-10	Oklahoma	Asst. OC/Wide Receivers
2011-14	Oklahoma	Co-OC/Wide Receivers
2015	Texas	Wide Receivers
2016	Arizona State	Wide Receivers Passing Game Coord.
2017-21	Nevada	Head Coach
2022	Colorado State	Head Coach

Year-by-Year RECORDS

2017	Nevada	3-9 (3-5)
2018	Nevada	8-5 (5-3)
2019	Nevada	7-6 (4-4)
2020	Nevada	7-2 (6-2)
2021	Nevada	8-4 (5-3)
2022	Colorado State	3-9 (3-5)
2023	Colorado State	1-2 (0-0)
Overall		37-37 (26-22)



ALL-TIME RECORD VS. OPPONENTS

Opponent	Record
Air Force	1-3
Arkansas State	1-0
Boise State	1-3
California	1-0
Colorado	0-1
Colorado State	2-1
Fresno State	2-3
Hawaii	4-2
Idaho State	1-1
Kansas State	0-1
Michigan	0-1
Middle Tennessee	1-1
Nevada	1-0
New Mexico	3-0
New Mexico State	1-0
Northwestern	0-1
Ohio	0-1
Oregon	0-1
Oregon State	1-0
Portland State	1-0
Purdue	1-0
Sacramento State	0-1
San Diego State	3-2
San Jose State	4-3
Toledo	1-1
Tulane	1-0
UNLV	4-1
Utah Tech	0-0
Utah State	1-2
UTEP	1-0
Vanderbilt	0-1
Washington State	0-3
Weber State	1-0
Wyoming	1-2

Bold indicates opponent on 2023 schedule

Norvell YEAR-BY-YEAR

2017 Nevada Wolf Pack (3-9, 3-5 MW)

S 2	at Northwestern	L, 31-20	-
S 9	Toledo	L, 37-24	18,617
S 16	Idaho State	L, 30-28	16,394
S 23	at No. 18 Washington State	L, 45-7	-
S 30	at Fresno State*	L, 41-21	-
O 7	Hawai'i*	W, 35-21	16,566
O 14	at Colorado State*	L, 44-42	-
O 20	Air Force*	L, 45-42	16,789
N 4	at Boise State*	L, 41-14	-
N 11	San Jose State*	W, 59-14	14,604
N 18	at San Diego State*	L, 42-23	-
N 25	UNLV*	W, 23-16	17,359

2018 Nevada Wolf Pack (8-5, 5-3 MW)

A 31	Portland State	W, 72-19	17,525
S 8	at Vanderbilt	L, 41-10	-
S 15	Oregon State	W, 37-35	20,462
S 22	at Toledo	L, 63-44	-
S 29	at Air Force*	W, 28-25	-
O 6	Fresno State*	L, 21-3	15,367
O 13	Boise State*	W, 31-27	21,431
O 20	at Hawai'i*	L, 40-22	-
O 27	San Diego State*	W, 28-24	14,545
N 10	Colorado State*	W, 49-10	13,755
N 17	at San Jose State*	W, 21-12	-
N 24	at UNLV*	L, 34-29	-
D 29	vs. Arkansas State^	W, 16-13	-

^ — Nova Home Loans Arizona Bowl; Tucson, Ariz.

2019 Nevada Wolf Pack (7-6, 4-4 MW)

A 30	Purdue	W, 34-31	20,144
S 7	at 16 Oregon	L, 77-6	-
S 14	Weber State	W, 19-13	14,174
S 21	at UTEP	W, 37-21	-
S 28	Hawai'i*	L 54-3	15,137
O 12	San Jose State*	W, 41-38	15,311
O 19	at Utah State*	L, 36-10	-
O 26	at Wyoming*	L, 31-3	-
N 2	New Mexico*	W, 21-10	15,631
N 9	at 24 San Diego State*	W, 17-13	-
N 23	at Fresno State*	W, 35-28	-
N 30	UNLV*	L, 33-30 ^(OT)	16,683
J 3	Ohio^	L, 30-21	-

^ — Famous Idaho Potato Bowl; Boise, Idaho

2020 Nevada Wolf Pack (7-2, 6-2 MW)

O 24	Wyoming*	W 37-34	250
O 31	at UNLV*	W 37-19	-
N 5	Utah State*	W 34-9	250
N 14	vs. New Mexico*	W 27-20	-
N 21	San Diego State*	W 26-21	250
N 28	at Hawai'i*	L 24-21	-
D 5	Fresno State*	W 37-26	250
D 12	vs. San Jose State*	L 30-20	-
D 22	vs. Tulane^	W 38-27	-

^ — Famous Idaho Potato Bowl; Boise, Idaho

2021 Nevada Wolf Pack (8-4, 5-3 MW)

S 4	at California	W, 22-17	35,117
S 11	Idaho State	W, 49-10	23,965
S 18	at 25 Kansas State	L, 38-17	48,768
O 2	at Boise State*	W, 41-31	-
O 9	New Mexico State	W, 55-28	21,448
O 16	Hawai'i*	W, 34-17	22,098
O 23	at Fresno State*	L, 32-34	33,012
O 29	UNLV*	W, 51-20	28,960
N 6	San Jose State*	W, 27-24	17,770
N 13	at San Diego State*	L, 21-23	11,821
N 19	Air Force*	L, 39-41	15,206
N 27	at Colorado State*	W, 52-10	17,465

2022 Colorado State Rams (3-9, 3-5 MW)

S 3	at Michigan	L, 7-51	109,575
S 10	Middle Tennessee	L, 19-34	27,641
S 17	at Washington State	L, 7-38	23,611
S 24	Sacramento State	L, 10-41	25,445
O 7	at Nevada*	W, 17-14	18,255
O 15	Utah State*	L, 13-17	35,009
O 22	Hawai'i*	W, 17-13	22,843
O 29	at Boise State*	L, 10-49	33,895
N 5	at San Jose State*	L, 16-28	16,382
N 12	Wyoming*	L, 13-14	30,300
N 19	at Air Force*	L, 12-24	20,121
N 25	New Mexico*	W, 17-0	20,107

2023 Colorado State Rams (1-2, 0-0 MW)

S 2	Washington State	L, 24-50	31,497
S 16	at Colorado	L, 35-43 ^(OT2)	53,141
S 23	at Middle Tennessee	W, 31-23	19,806
S 30	Utah Tech	-	-
O 7	at Utah State*	-	-
O 14	Boise State*	-	-
O 21	at UNLV*	-	-
O 28	Air Force*	-	-
N 3	at Wyoming*	-	-
N 11	San Diego State*	-	-
N 18	Nevada*	-	-
N 24	at Hawai'i*	-	-



Norvell RECORD BOOK

PASSING

Passing Yards	Opp.	Date.	Yards
1. Carson Strong (Nev)	at Fresno State	10/23/21	476
2. Ty Gangi (Nev)	at Colorado State	10/14/21	428
3. Carson Strong (Nev)	Wyoming	10/24/20	420
4. Carson Strong (Nev)	UNLV	10/29/21	417
5. Ty Gangi (Nev)	at San Diego State	11/18/17	414

Touchdown Passes	Opp.	Date.	TDs
1. Carson Strong (Nev)	New Mexico State	10/9/21	6
2. Carson Strong (Nev)	vs. Tulane	12/22/20	5
Carson Strong (Nev)	Fresno State	12/5/20	5
4. 11 others with...	-	-	4

Pass Attempts	Opp.	Date.	Atts.
1. Carson Strong (Nev)	at Fresno State	10/23/21	61
2. Ty Gangi (Nev)	at San Diego State	11/18/17	54
Carson Strong (Nev)	UNLV	11/30/19	54
Carson Strong (Nev)	San Jose State	11/6/21	54
Carson Strong (Nev)	Hawaii	10/16/21	54

Pass Completions	Opp.	Date.	Cmps.
1. Carson Strong (Nev)	at Fresno State	10/23/21	49
2. Carson Strong (Nev)	Wyoming	10/14/20	39
3. Carson Strong (Nev)	UNLV	10/29/21	37
4. Carson Strong (Nev)	Utah State	11/5/20	36
Carson Strong (Nev)	San Jose State	11/6/21	36

RECEIVING

Receiving Yards	Opp.	Date.	Yards
1. Romeo Doubs (Nev)	at UNLV	10/31/20	219
2. Brendan O'Leary-Orange (Nev.)	at SDSU	11/18/17	214
3. Romeo Doubs (Nev)	at Fresno State	10/23/21	203
4. Elijah Cooks (Nev)	vs. Ohio	1/3/20	197
5. Tory Horton (CSU)	at San Jose St.	11/5/22	196

Receiving Touchdowns	Opp.	Date.	TDs
1. Tory Horton (CSU)	Middle Tennessee	9/10/22	3
Tory Horton (Nev)	Fresno State	12/5/20	3
McLane Mannix (Nev)	Portland State	8/31/18	3
Brendan O'Leary-Orange (Nev.)	at SDSU	11/18/17	3
Romeo Doubs (Nev)	Utah State	11/5/20	3
Romeo Doubs (Nev)	vs. New Mexico	11/14/20	3

Receptions	Opp.	Date.	Recs.
1. Romeo Doubs (Nev)	at Fresno State	10/23/21	19
2. Tory Horton (CSU)	at Colorado	9/16/23	16
3. Kaleb Fossum (Nev)	at Toledo	9/22/18	15
4. Elijah Cooks (Nev)	vs. Ohio	1/3/20	14
5. 4 others with...	-	-	12

RUSHING

Rushing Yards	Opp.	Date.	Yards
1. Kelton Moore (Nev)	Hawaii	10/7/17	216
2. Toa Taua (Nev)	at Toledo	9/22/18	170
3. Avery Morrow (CSU)	at Nevada	10/7/22	168
4. Toa Taua (Nev)	San Jose State	10/12/19	160
5. Avery Morrow (CSU)	Hawaii	10/24/22	147

Rushing Touchdowns	Opp.	Date.	TDs
1. Toa Taua (Nev)	at Toledo	9/22/18	3
2. 8 others with...	-	-	2

Rush Attempts	Opp.	Date.	Atts.
1. Toa Taua (Nev)	San Jose State	10/12/19	34
2. Toa Taua (Nev)	at San Jose State	11/17/18	29
3. Avery Morrow (CSU)	Utah State	10/15/22	27
4. Avery Morrow (CSU)	Hawaii	10/24/22	26
5. Avery Morrow (CSU)	at Nevada	10/7/22	24

TEAM - OFFENSE

Total Yards	Yards
1. Nevada vs. Colorado State, 11/10/18	639
2. Nevada vs. Portland State, 8/31/18	636
3. Nevada vs. Idaho State, 9/11/21	586
4. Nevada at Toledo, 9/22/18	582
5. Nevada vs. Hawaii, 10/7/17	566

Total Plays	Plays
1. Nevada vs. Hawaii, 10/16/21	93
2. Nevada vs. UNLV, 11/30/19	91
3. Nevada vs. Idaho State, 9/16/17	89
4. Nevada vs. San Jose State, 10/12/19	88
5. Colorado State at Colorado, 9/16/23	87

Total Points	Points
1. Nevada vs. Portland State, 8/31/18	72
2. Nevada vs. San Jose State, 11/11/17	59
3. Nevada vs. New Mexico State, 10/9/21	55
4. Nevada at Colorado State, 11/27/21	52
5. Nevada vs. UNLV, 10/29/21	51

Highest Yards Per Play	YPP
1. Nevada vs. Portland State, 8/31/18	10.1
2. Nevada at UNLV, 10/31/20	9.2
3. Nevada vs. Idaho State, 9/11/21	9.0
Nevada vs. Colorado State, 11/10/18	9.0
5. Nevada at Colorado State, 11/27/21	8.5

TEAM - DEFENSE

Fewest Yards Allowed	Yards
1. Colorado State vs. New Mexico, 11/25/22	133
2. Nevada vs. Weber State, 9/14/19	138
3. Nevada at San Jose State, 11/17/18	200
4. Nevada vs. Utah State, 11/5/20	210
5. Nevada at Air Force, 9/29/18	250

Fewest Points Allowed	Points
1. Colorado State vs. New Mexico, 11/25/22	0
2. Nevada vs. Utah State, 11/5/20	9
3. Nevada vs. Colorado State, 11/10/18	10
Nevada vs. New Mexico, 11/2/19	10
Nevada vs. Idaho State, 9/11/21	10
Nevada at Colorado State, 11/27/21	10

This Week IN HISTORY



Ag Day Special: Celebrating 75 Years since the Raisin Bowl Aggies By John Hirn, CSU Historian

On November 25, 2022, 94-year-old Frank Faucett and his wife Barb settled in their seats in section 135 at Canvas Stadium to watch the Rams beat the Lobos in a 17-0 shutout. It was Frank's 75th season watching CSU football, either from the sidelines or from the stands at Colorado Field, Hughes Stadium or Canvas Stadium. On July 7, 2023, Frank passed away at the age of 95, one of the last members of the famed 1949 Raisin Bowl team to watch the Rams play.

There are few members of the 1948 Colorado A&M football team left to tell us their stories about a season to remember. Frank was the last Fort Collins resident from that team, Don "Tuffy" Mullison, Ollie Woods, Fum McGraw, Dale Dodrill and many others had told their stories too, all are gone now.

The 1948 football season was the second of head coach Bob Davis' teams. He had been hired after the 1946 season to transform Colorado A&M Football in 1947, with a new system known as the "two-platoon" where players could be specialists on offense or defense and not everyone had to play both sides of the ball. He also removed the wing formation in favor of the T-formation, with Bob Hainlen anchoring the offense at quarterback.

The two starting halfbacks in 1948 were Keith Thompson and the legendary Eddie Hanna with backups being Frank Faucett and Joe Folsom. The team's name was even in transition under Bob Davis. Since 1899, they had been known as the Aggies, but with the institution of a ram mascot in 1945, many of the post-WWII students wanted the team to be called the Rams. Newspapers often used both names in one sentence, some called them the Aggie-Rams. It was a time of change on the campus and Bob Davis's football team made the first move in athletics.

They opened the season with wins over Colorado College (The first night game on campus), New Mexico State, Utah State and DU before traveling to Laramie for an epic game. Both Colorado A&M and Wyoming were stacked with WWII vets and with renewed interest in the game of football. Although the two schools had played one another since 1899, there was little that resembled a rivalry until the 1948 game.

The "Cinderella Rams," as many newspapers called them, met an undefeated Wyoming team on October 16th and the teams fought tooth and nail with the Rams ahead 21-14 with little time on the game clock. The Cowboys engineered a drive to score a touchdown with less than two minutes on the clock. As they tried to tie the game, Dale Dodrill broke through the line and blocked the point after touchdown kick, as Colorado A&M went on to win the game. Afterwards, A&M fans stormed the field tearing down the Wyoming goal posts. Wyoming fans didn't like that and a brawl ensued. As Tuffy Mullison ran to the locker room, he was hit over the head with a bottle of beer, knocking him unconscious even with his leather helmet still on his head.

The Rams then suffered their first loss to Drake at Colorado Field the following week. A win over Colorado Mines and a loss to Utah put Colorado A&M in second place in the Skyline Conference, just ahead of Wyoming. After beating BYU in Fort Collins, the Aggies had a 7-2 record with one final game to be played in Boulder.

It was commonly known that if Colorado A&M beat their rivals in Boulder, they would likely receive their first invitation to a bowl game. Bob Davis and the Rams traveled to Boulder on November 20th to face the Buffaloes, who had bolted from the Skyline Conference the previous year. The CU administration wanted "Big Time College Football" and moved to the Big 7 Conference for the 1948 season. While Aggie fans called CU "Big Time Charlie" the CU fans scoffed at the idea the Rams could beat them in their new conference.

The Rams came out fighting and so did the Aggie fans. With halfback Joe Folsom out due to injury, Bob Davis brought in a reserve halfback who had been known more as a track star than for football. Jack Christiansen had come to Colorado A&M to run track, but his speed caught Davis' attention and he was asked to play football in 1948. Christiansen took the first punt he received all the way back for a touchdown and launched what would become a pro football hall of fame career.

The Rams beat the Buffs 29-25 as the goalposts at another rival came down, thanks to Aggie fans storming Folsom Field after the game. The headline in the Rocky Mountain Collegian read, "Big Time Charlie Bites Dust." Two days later, Colorado A&M was invited to play in the Raisin Bowl on January 1, 1949. It was the first time any CSU football team had been invited to play in a bowl game, and the Rams were on their way to Fresno, California to play Occidental College.

The game was played on a mud-soaked field at Ratcliffe Stadium and filmed by Universal Studios for the 1949 motion picture, "Yes Sir, that's my Baby." Clips of that film survived, both in black and white and color. Eddie Hanna was the star of the game with two 70+ yard touchdown rushes, but a blocked extra point, kicked by Frank Faucett, made the difference in the 20-21 loss to the Tigers. The Rams flew home to a blizzard in Denver, having to off-load the underclassmen, Athletic Director Harry Hughes and equipment to take off after a fuel stop in Wyoming. Frank Faucett told that story at his last game watching CSU beat New Mexico.

While nearly all of the members of that first bowl team are gone now, it is a moment of pride at CSU that our Aggies (or Rams) played in a bowl game where three African American athletes played, the most in any bowl game that year for a school of predominantly white students. Several players, including Christiansen, Fum McGraw and Dale Dodrill went on to successful NFL careers. The 1948 Aggie-Rams will always be a team CSU fans will be proud of, even when we celebrate the 100th anniversary of that season.



NOTEBOOK

SEASON CAPTAINS NAMED

At the conclusion of the 2023 camp calendar, Colorado State's players voted on their season-long captains. While there is no set number, six players received the honor from their teammates and will serve as captains for the team this season.

COLORADO STATE 2023 CAPTAINS

DB Henry Blackburn	First-Time Captain (2023)	WR Tory Horton	First-Time Captain (2023)
OL Jacob Gardner	Two-Time Captain (2022-23)	DB Jack Howell	First-Time Captain (2023)
TE Dallin Holker	First-Time Captain (2023)	DL Mohamed Kamara	First-Time Captain (2023)

THE ROSTER REBUILD CONTINUES.

To say the 2023 roster is not the same as the roster Norvell and Co. inherited just one full season ago would be an understatement. In his first class, Norvell brought in **52** new players for the 2022 team including **23** via the portal or junior college route. In 2023, the first *true* recruiting class for Norvell, the numbers are even more staggering.

2023 ROSTER BY THE NUMBERS

Newcomers Overall	56	On Roster since...	
Scholarship Newcomers	45	2019	2
Transfers Newcomers (Portal/JUCO)	25	2020	9
		2021	19

THE REAL-LIFE REPLACEMENTS

As the great Jimmy McGinty once said, "They all played football somewhere. They all have something unique to bring to the game." Nowhere is that more true than Colorado State's 2023 roster which has perhaps the most unique collection of stories and backgrounds on any team in America. Below is just a sampling of some of the individual stories.

2023 ROSTER STORIES

Ethen Erickson, OL	<i>Arnold amateur strongman champion</i>
Nuer Gatuoth, DL and Buom Jock, LB	<i>Families both belong to the Nuer tribe and immigrated from South Sudan to escape civil war</i>
Hidetora Hanada, DL	<i>Sumo champion in his native Japan; Began football training in Dec. 2022</i>
Tory Horton, WR	<i>Brother, Tyler, played football at Boise State; Sister, Jeane, was an All-American at UTEP (VB)</i>
Jack Howell, DB	<i>Father, John, was a four-time letterman at CSU and Super Bowl champion</i>
Clay Millen, QB	<i>Father, Hugh, spent 10 years as an NFL quarterback including two (1994-95) in Denver</i>
	<i>Brother, Cale, plays quarterback at Connecticut; Mother, Michelle, is a Colorado native</i>
Jordan Noyes, K	<i>2nd-oldest player in the FBS; Married father of three</i>
Paddy Turner, P	<i>Aussie-punter whose father, Scott, was a professional football (AFL) for Richmond FC</i>

THE TRENCHES. THE TRENCHES. THE TRENCHES.

Since taking over the reins of the program, nowhere has the roster transition been more drastic than on the offensive line. There is just **one** scholarship offensive lineman on the 2023 roster who was on the team when Jay Norvell took over: Brian Crespo-Jaquez. In fact, Crespo-Jaquez is the *only* offensive scholarship holdover inherited by Norvell on the 2023 team. To build the offensive front, Norvell and line coach Bill Best brought in 11 new offensive lineman in the most recent signing class including eight via the portal or junior college.

OFFENSIVE LINE NEWCOMERS

NAME	PREVIOUS SCHOOL	NAME	PREVIOUS SCHOOL
Jakob Belton	Long Beach City College (JC)	Bobby Lawrence	Missouri (FBS)
Andrew Cannon	Nevada (FBS)	Christian Martin	Destrehan (HS)
Ethen Erickson	Chaffey College (JC)	Tanner Morley	Valor Christian (HS)
Saveyon Henderson	Lane College (DII)	Drew Moss	Lamar (FCS)
Cameron Jackson	Dupage (JC)	Aitor Urionabarrenechea	Chaminade (HS)
Oliver Jervis	Monmouth (FCS)		

RECORD BREAKDOWN

	Program		
	2023	Norvell	Streak
September	1-2	1-6	W1
October	0-0	2-2	L1
November	0-0	1-3	W1
December	0-0	0-0	L5
Colorado State's Conference Record...			
at home	0-0	2-2	W1
on the road	0-0	1-3	L3
Colorado State's Non-Conference Record...			
at home	0-1	0-3	L6
on the road	1-2	1-3	W1
neutral	0-0	0-0	L4
Colorado State's Record in Games...			
decided by 7 pts or less	0-0	2-2	L1
in overtime	0-1	0-1	L4
vs. ranked opponents at home	0-0	0-0	L10
vs. ranked opponents away/neutral	0-1	0-2	L16
Away/neutral during the day	0-0	0-2	L3
Away/neutral at night	1-1	2-3	W1
Home during the day	0-0	2-2	W2
Home at night	0-1	0-5	L8
Colorado State's Record When Scoring...			
less than 20 points	0-0	3-7	W1
20+ points	1-2	1-2	W1
30+ points	1-1	1-1	W1
the first points	1-1	3-3	W1
after the opponent	0-1	1-6	L1
Colorado State's Record When Allowing...			
less than 20 points	0-0	3-2	W1
20+ points	1-2	1-8	W1
30+ points	0-2	0-7	L16
Colorado State's Record When...			
leading after the 1st quarter	0-0	2-2	W1
trailing after the 1st quarter	0-1	1-7	L2
tied after the 1st quarter	1-1	1-1	W1
leading at halftime	0-1	2-4	L1
trailing at halftime	1-1	2-6	W1
tied at halftime	0-0	0-0	W1
leading after the 3rd quarter	0-1	2-2	L1
trailing after the 3rd quarter	0-1	1-8	L3
tied after the 3rd quarter	1-0	1-0	W1
Colorado State's Record With...			
less than 300 yards total offense	0-0	1-6	L1
300+ yards total offense	1-2	3-3	W1
400+ yards total offense	0-1	0-2	L3
500+ yards total offense	0-0	0-0	L1
a 100-yard rusher	0-0	3-3	L2
less than 100 rushing yards	1-1	2-7	W1
100+ yards rushing	0-1	2-3	L3
200+ yards rushing	0-0	1-0	W1
less than 100 passing yards	0-0	1-0	W1
100+ yards passing	1-2	3-10	W1
200+ yards passing	1-2	2-6	W1
300+ yards passing	1-2	1-3	W1
Colorado State's Record When Allowing...			
less than 200 total yards	0-0	1-0	W3
less than 300 total yards	0-0	2-1	W1
less than 400 total yards	0-0	3-5	W1
400+ total yards	1-2	1-5	W1
a 100-yard rusher	0-0	0-2	L6
less than 100 yards rushing	0-2	2-3	L2
100+ yards rushing	1-0	2-8	W1
less than 300 yards passing	1-0	4-8	W2
300+ yards passing	0-2	0-3	L3
Colorado State's Record When...			
committing no turnovers	0-0	1-0	W1
winning the turnover battle	1-0	2-1	W2
equal turnovers as opponent	0-1	1-4	L1
losing turnover battle	0-2	1-5	L3
running more plays than opponent	0-1	1-5	L4
running fewer plays than opponent	1-1	3-6	W1



NOTEBOOK

COLORADO STATE START CHART

OFFENSE

Player	2023	Streak	Career
Louis Brown IV, WR	3	5	5
Andrew Cannon, OL	3	3	3/6
Brian Crespo-Jaquez, OL	-	-	1
Brayden Fowler-Nicolosi, QB	2	2	3
Mehki Fox, WR	-	-	1
Jacob Gardner, OL	3	15	15/36
Keegan Hamilton, OL	-	-	3
Saveyon Henderson, OL	3	3	3
Dallin Holker, TE	3	3	3/7
Tory Horton, WR	3	15	15/17
Oliver Jervis, OL	3	3	3/27
Clay Millen, QB	1	-	11
Peter Montini, TE	-	-	2
Avery Morrow, RB	3	9	11
Drew Moss, OL	3	3	3/25
Justus Ross-Simmons, WR	3	13	13
Dane Olson, WR	-	-	2
Giles Pooler, QB	-	-	1
Jordan Williams, TE	-	-	2

DEFENSE

Player	2023	Streak	Career
Chigozie Anusiem, DB	3	15	15/21
Cam Bariteau, DL	3	13	14
Henry Blackburn, DB	3	11	20
Nuer Gatkuoth, DL	3	3	3
Brandon Guzman, DB	-	-	8
Ron Hardge III, DB	2	2	2/6
Ayden Hector, DB	3	9	10/12
Jack Howell, DB	3	10	19
Dom Jones, DB	1	-	1/10
Mohamed Kamara, DL	2	-	24
Grady Kelly, DL	3	11	13
Tony Pierce, Jr., DL	1	1	1
Justin Sanchez, LB	3	3	3
Chase Wilson, LB	3	3	3

Career numbers for Div. 1 transfers with starts shown as
CSU games started/Career games started

RECRUITING READS

While he's doing all that travel constructing a roster, Jay Norvell is known to tear through a book or two. A well-read coach by any standard, a published author of his own, here are some of Jay Norvell's recommended readings.

NORVELL'S FAVORITE READS

Grit, Angela Duckworth
The Compound Effect, Darren Hardy
The Science of Hitting, Ted Williams
The One Thing, Gary Keller and Derard Barton
Moneyball, Michael Lewis
Mindset, Carol S. Dweck, Ph. D.

Leonardo da Vinci, Walter Isaacson
The Culture Code, Daniel Coyle
Systemology, David Jenyns
Becoming Supernatural, Joe Dispenza
The Snowball, Alice Schroeder

THE COMMITMENT CONTINUUM

On the topic of good reads, another of Norvell's implementations since arriving at Colorado State has been pulled from the author Jeff Janssen: the Commitment Continuum. The simple guide includes six ranges of commitment to the organization's goals: Resistant, Reluctant, Existent, Compliant, Committed, and Compelled.

Each week during summer conditioning, Colorado State's positional leaders - not the coaches - sort each member of their position group into one of those six categories for everyone in the program to see. Entering the 2023 season, every member of the roster was placed at Compliant or higher with the majority in the Committed and Compelled categories.

THE COMMITMENT CONTINUUM



HOME GROWN RAMS

Colorado State's roster features 29 players from the state of Colorado - by far the most among the three FBS schools in the state (Air Force - 9; Colorado - 12) - and seven from the northern Colorado area. Of those 29, eight are listed on the preseason two-deep.

LOCAL RAMS ON THE TWO-DEEP

OFFENSE	
Cameron Cooper, OL	Aurora
Brian Crespo-Jaquez, OL	Fort Collins
Keegan Hamilton, OL	Denver
Dawson Menegatti, WR	Pueblo West

DEFENSE	
Henry Blackburn, DB	Boulder
Jack Howell, DB	Fort Collins
Jaseim Mitchell, LB	Colorado Springs
Chase Wilson, LB	Arvada

WATCH LIST RAMS

Home to more consensus All-Americans since 2014 than any school from a Group of 5 conference, Colorado State is no stranger to the national watch list catalog. Headed into the 2023 season, 12 Rams appeared on 30 lists overall, led by safety Jack Howell, wide receiver Tory Horton, and defensive end Mohamed Kamara.

RAMS ON NATIONAL WATCH LISTS

NAME	PRESEASON HONORS
Chigozie Anusiem, DB	PFF, 1st Team
Henry Blackburn, DB	PFF, 3rd Team
Jacob Gardner, OL	Phil Steele, 1st Team
Ayden Hector, DB	PFF, 2nd Team
Tory Horton, WR	League, 1st Team
	Athlon, 1st Team
	Phil Steele, 1st Team
	PFF, 1st Team
Biletnikoff, Hornung, Maxwell, Senior Bowl Watch Lists	
Jack Howell, DB	League, 1st Team
	Athlon, 1st Team
	Phil Steele, 1st Team
	PFF, 1st Team
Bednarik, Butkus, Thorpe Watch Lists	

NAME	PRESEASON HONORS
Kobe Johnson, RB	Doak Walker Watch List
Mohamed Kamara, DL	League, 1st Team
	Athlon, 1st Team
	Phil Steele, 1st Team
	PFF, 1st Team
Grady Kelly, DL	Phil Steele, 3rd Team
	PFF, 3rd Team
Clay Millen, QB	Phil Steele, 4th Team
Justus Ross-Simmons, WR	Phil Steele, 3rd Team
	PFF, 3rd Team
Paddy Turner, P	Ray Guy Watch List

2023 MOUNTAIN WEST STANDINGS

	Overall	MW
Air Force	4-0	2-0
Boise State	2-2	1-0
Fresno State	4-0	0-0
UNLV	3-1	0-0
Wyoming	3-1	0-0
New Mexico	2-2	0-0
Hawai'i	2-3	0-0
Colorado State	1-2	0-0
Nevada	0-4	0-0
San Diego State	2-3	0-1
Utah State	1-3	0-1
San Jose State	1-4	0-1



NOTEBOOK

#NEXTLEVELRAMS

Colorado State begins the 2023 season with **nine** Rams in camps in the National Football League, with roster determinations still to be made. The newest additions to the NFL ranks this season include Dequan Jackson, a four-time captain at CSU who is competing for a spot as an undrafted free agent in his hometown and Barry Wesley, who spent the 2022 season in the XFL before earning a camp spot in Atlanta.

NAME, POS. (Years Lettered)	TEAM	53	PS	INJ
Shaquill Barrett, DL (2011-13)	Tampa Bay Buccaneers	✓	-	-
Michael Gallup, WR (2016-17)	Dallas Cowboys	✓	-	-
Dequan Jackson, LB (2018-22)	Jacksonville Jaguars	-	✓	-
Trey McBride, TE (2018-21)	Arizona Cardinals	✓	-	-
Adam Prentice, FB (2017-19)	New Orleans Saints	✓	-	-
Trent Sieg, LS (2014-17)	Dallas Cowboys	✓	-	-
Ryan Stonehouse, P (2018-21)	Tennessee Titans	✓	-	-
Barry Wesley, OL (2018-21)	Atlanta Falcons	-	✓	-

In 2022, **Ryan Stonehouse** - the NCAA career record holder for punt average (47.8) - beat out 13-year veteran punter Brett Kern in camp to take over the starting punting duties for the Tennessee Titans. All he did as a rookie is do what he always has done: break records. Stonehouse broke Sammy Baugh's 80-plus year old record with a single-season mark of 53.1 yards per kick. He earned All-Pro recognition along the way.

20 SEASONS SINCE THE 2002 MW CHAMPIONSHIP TEAM

Colorado State owns three Mountain West championships (1999, 2000, 2002) including three of the first four ever crowned since the league's creation in 1999. However, since that last title in 2002, success has been sporadic for the program. Below are the numbers of the 20 seasons since that championship which include 13 non-winning seasons, five bowl games, and six head coaches.

SINCE 2002 BY THE NUMBERS

YEAR	RECORD (MW)	NOTES
2003	7-6 (4-3)	
2004	4-7 (3-4)	
2005	6-6 (5-3)	
2006	4-8 (1-7)	
2007	3-9 (2-6)	Sonny Lubick's final season
2008	7-6 (4-4)	Steve Fairchild's first season
2009	3-9 (0-8)	
2010	3-9 (2-6)	
2011	3-9 (1-6)	
2012	3-8 (3-5)	Jim McElwain's first season
2013	8-6 (5-3)	New Mexico Bowl
2014	10-3 (6-2)	Las Vegas Bowl

YEAR	RECORD (MW)	NOTES
2015	7-6 (5-3)	Mike Bobo's first season
		Arizona Bowl
2016	7-6 (5-3)	Idaho Potato Bowl
2017	7-6 (5-3)	New Mexico Bowl
2018	3-9 (2-6)	
2019	4-8 (3-5)	
2020	1-3 (1-3)	Steve Addazio's first season
2021	3-9 (2-6)	
2022	3-9 (3-5)	Jay Norvell's first season
2023	1-2 (0-0)	

Overall: 97-144 (.402)
Conference: 62-91 (.405)

THE NEW RAM WALK

Under Norvell, Colorado State hosts **two** Ram Walks. One is the standard walk for the public to see the team enter Canvas Stadium prior to the game. The other is a more private affair.

On the night before every game, home and away, when the team goes to the stadium for walk-through, former CSU lettermen are invited back to walk the field, arms locked together, with the current players. Only current players and former players are allowed to participate, meaning Norvell and every staff member is prohibited from being involved.

At the end of the 100-yard walk, two alumni are selected to speak privately to the team about their experiences in the Green and Gold. Current players are encouraged to spend the first 50 yards thinking about the next day's game and the final 50 yards thinking about how they will honor the former players.

2023 MW PLAYERS OF THE WEEK

Aug. 28

Offense: Nick Nash, San Jose State
Defense: Cody Moon, San Diego State
Special Teams: Jack Browning, San Diego State
Freshman: Pofele Ashlock, Hawaii

Sept. 4

Offense: Mikey Keene, Fresno State
Defense: Levelle Bailey, Fresno State
Special Teams: John Hoyland, Wyoming
Freshman: Pofele Ashlock, Hawaii

Sept. 11

Offense: Dylan Hopkins, New Mexico
Defense: Alex Mock, Air Force
Special Teams: Matthew Dapore, Air Force
Freshman: Matthew Coleman, San Jose State

Sept. 18

Offense: Emmanuel Michel, Air Force
Defense: Carlton Johnson, Fresno State
Special Teams: Jose Pizano, UNLV
Freshman: Jayden Maiava, UNLV

Sept. 25

Offense: Ashton Jeanty, Boise State
Defense: Wrook Brown, Wyoming
Special Teams: Jakorey Hawkins, Wyoming
Freshman: Jai'den Thomas, UNLV

Oct. 2

Offense: -
Defense: -
Special Teams: -
Freshman: -

Oct. 9

Offense: -
Defense: -
Special Teams: -
Freshman: -

Oct. 16

Offense: -
Defense: -
Special Teams: -
Freshman: -

Oct. 23

Offense: -
Defense: -
Special Teams: -
Freshman: -

Oct. 30

Offense: -
Defense: -
Special Teams: -
Freshman: -

Nov. 6

Offense: -
Defense: -
Special Teams: -
Freshman: -

Nov. 13

Offense: -
Defense: -
Special Teams: -
Freshman: -

Nov. 20

Offense: -
Defense: -
Special Teams: -
Freshman: -

Nov. 27

Offense: -
Defense: -
Special Teams: -
Freshman: -

Notes and TIDBITS

TRADITIONS AT CSU

Colorado State has a number of long-standing traditions around its football program. Some are celebrated each game, some only at home, and some only on Homecoming.

» HOMECOMING FLAG

Since 2014, each Homecoming game, one Colorado State player is selected to run out of the tunnel with an Aggie A flag from 1925. The flag was stolen by CU fans during the 1925 Homecoming game and returned for the playing of the 100th Homecoming game in 2014.

Then-head coach Jim McElwain started the tradition which has been carried on ever since.

YEAR	RESULT	RUNNER
2014	W, 16-13 (Utah State)	Max Morgan
2015	W, 38-23 (Air Force)	Sam Carlson
2016	W, 31-24 (Utah State)	CAM the Ram
2017	W, 44-42 (Nevada)	Jake Bennett
2018	W, 20-18 (New Mexico)	Olabisi Johnson
2019	L, 10-24 (San Diego State)	Brendan Fulton
2020	No Homecoming Game	-
2021	W, 32-14 (San Jose State)	Toby McBride
2021	L, 13-17 (Utah State)	Henry Blackburn



» COMATOSE

Since 1920, military members from the institution have fired the deafening 75 mm cannon "Comatose," an intimidating exclamation point to opponents which just allowed a Rams touchdown, field goal or PAT. Fired today by CSU's Army ROTC, it is **the oldest continuous tradition** associated with CSU Athletics.

At Canvas Stadium, the cannon is located at field level in the southeast corner. The cannon was completely refurbished in Denver in the summer of 2018.



» LARRY LASASSO SPIRIT AWARD

A 1934 graduate of Colorado Agricultural College and former cheerleader for the Aggies, Larry LaSasso returned home from WWII to become the greatest cheerleader in CSU history. Director of Athletics, Harry Hughes, asked LaSasso to help bring some spirit back to Colorado A&M.

Beginning in 1946, LaSasso helped lead Aggie cheers and donned his old cheerleading sweater. He added onto his ensemble by wearing a kilt honoring his Scottish heritage, a beret and white gloves.

Fans around CSU came to recognize the "Aggie Cheerleader" and found his warm personality and love of CSU intoxicating. LaSasso continued to wear his sweater and kilt to homecoming games until 2002; he passed away August 1, 2004 at the age of 92.

In 1983, the Larry LaSasso Spirit Award was created to recognize individuals who have demonstrated exceptional and enduring spirit, enthusiasm, and support for Colorado State Athletics. The winner is presented annually during homecoming weekend.

PAST WINNERS

YEAR	WINNER	YEAR	WINNER
1983	John Schmidt	2003	Dave & Pat Harder
1984	Jim & Nadine Henry	2004	Bill & Jan Woods
1985	Bob Pike	2005	Tim & Jackie O'Hara
1986	Fum McGraw	2006	George Colby
1987	Bob Reynolds	2007	Harlan Horst
1988	Ren & Sharon Jensen	2008	George Seward
1989	Don and Mae Wise	2009	Jim Smith
1990	John Holthorff	2010	Mike Pierce
1991	Jerry and Carol Rice	2011	Norma Lloyd
	Fred Frantz		Ned Steele
1992	Drew and Liz Case	2012	Jim & Jan Kincaid
1993	Mike Rosser	2013	Kevin Keefe
1994	Don & Rosamary Weinmeister	2014	Jan & Len Carpenter
1995	Alan & Mary Ashbaugh	2015	Jill & Randy Burge
1996	Mike Demma	2016	Carol & Brian Zick
	Shorty Long	2017	John Hirn
1997	Tom Field	2018	Jack Capp
1998	Jay Laetsch	2019	Stan Hornung
1999	John Toliver	2020	Not Awarded
2000	Barbara Joyce	2021	Joel Cantalamessa
2001	Gene & Pat Markley	2022	Mike & Traci Rowe
2002	Dale & Sharon Carlson		

» TRAVELING TROPHIES

Colorado State football enjoys fierce rivalries with three front-range schools. The Rams and their foes battle for a trio of traveling trophies: The Centennial Cup (Colorado), the Bronze Boot (Wyoming) and the Ram-Falcon Trophy (Air Force).

The Bronze Boot is far and away the most important trophy associated with CSU Football and was created in 1968 from an actual leather boot worn by Cpt. Dan Romero during the Vietnam War.

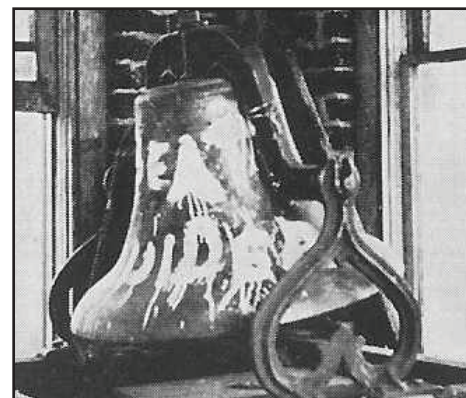


» OLD MAIN BELL

The story of Colorado State's Old Main Bell, which rings before each home football game and housed in the Iris and Michael Smith Alumni Center and Canvas Stadium, is a long and twisting one.

The bell originally rang throughout the campus of Colorado Agricultural College around 1910 before being stolen in 1919 and hidden away in secrecy, it's location known only to a select few. The bell emerged in February 2016 and delivered by an unknown individual on the driveway of Kristi Bohlender, the Executive Director of CSU's Alumni Association.

A complete rundown of the story by CSU's *Source* can be read [HERE](#).



» THE AGGIE A

The prominent white "A" displayed on the foothills overlooking the old Hughes Stadium site is the second-oldest ongoing tradition associated with Colorado State University.

At a special assembly on Dec. 4, 1923, the students of State Agricultural College agreed it was time to erect an emblem to support the University.

The college declared Dec. 12 a special holiday, and students worked from that morning until mid-afternoon to form the "A."

The following September, students lengthened and widened the "A" to its present size of 450 feet from top to bottom, and 210 feet across at the bottom.

Today, the "A" is an official landmark. Early each fall, freshman football players join forces with several other campus organizations to give the "A" a fresh coat of white paint.





Notes and TIDBITS

PUTTING THE FRESH IN FRESHMEN

It was no secret last season that Colorado State was in the midst of significant roster rebuild in Jay Norvell's first season, and no place was that more evident than in the starting lineup.

The Rams started multiple freshmen in each game in 2022, peaking at six against San Jose State, including five on offense (four true freshmen), and Air Force,

GAME	TOTAL	STARTERS
at Michigan	3	Clay Millen, Tanner Arkin Grady Kelly
Middle Tennessee	4	Clay Millen, Tanner Arkin Grady Kelly, Drew Kulick
at Wazzu	2	Clay Millen Justus Ross-Simmons
Sacramento State	4	Clay Millen, Tanner Arkin George Miki-Han, Justus Ross-Simmons
at Nevada	5	Brayden Fowler-Nicolosi, Tanner Arkin, George Miki-Han, Justus Ross-Simmons, Grady Kelly
Utah State	5	Giles Pooler, Tanner Arkin George Miki-Han, Justus Ross-Simmons, Grady Kelly
Hawaii	4	Clay Millen, George Miki-Han, Justus Ross-Simmons, Grady Kelly
Boise State	5	Clay Millen, Grady Kelly Tanner Arkin, Keegan Hamilton, Justus Ross-Simmons
San Jose State	6	Clay Millen, Grady Kelly Mehki Fox, Keegan Hamilton, Justus Ross-Simmons, Jordan Williams
Wyoming	5	Clay Millen, Grady Kelly Tanner Arkin, Keegan Hamilton, Justus Ross-Simmons
Air Force	5	Clay Millen, Grady Kelly Jordan Williams, Louis Brown, Justus Ross-Simmons
New Mexico	6	Clay Millen, Grady Kelly George Miki-Han, Louis Brown Tanner Arkin, Justus Ross-Simmons

WALKING ON TO A STARTING ROLE

Colorado State started walk-on redshirt freshman **Giles Pooler** against Utah State as **Clay Millen** recovered from an injury.

Pooler was likely the lone walk-on in the country to start for his team at quarterback that week and the first walk-on to start at quarterback for the Rams since **MJ McPeck** did so in 2012.

Not to be outdone, walk-on true freshman **Keegan Hamilton** started at center against Boise State and San Jose State. He was one of three walk-ons to start that game for the games (Dane Olson, Ayden Hector)

INTERCEPTION STREAK

Colorado State recorded an interception in **six consecutive games in 2022** - including three-straight from DB Jack Howell. It was the longest such streak for the program since the 2009 season when the Rams tallied at least one pick in **six consecutive games** to open the season. They are the longest pair of streaks since at least 2000.

BUILDING A LINE

As far as streaks go, Jay Norvell is aiming to snap one as the Rams' head coach as he builds his roster for the program's future.

Colorado State last had an offensive lineman honored on the league's All-Conference First or Second teams in 2017 - five seasons ago. The Rams had a stellar run of honorees in that group with at least one from 2013 to 2017 for a total of eight first or second team all-conference lineman.

THE FRONT FIVE

Sticking with the offensive line, consistency within that group was a significant challenge due to injuries throughout 2022. Colorado State started a different combination of the starting five up front in each of the first six games before settling in with the same five for games five, six, and seven. The Rams were back to their old tricks though in Game 8 when Miki-Han missed the game due to injury.

2022 OFFENSIVE LINE ROTATIONS

WK	LT	LG	C	RG	RT
1.	Crespo	Bivens	Gardner	Davis	Keys
2.	C. Jackson	Bivens	Gardner	Davis	Keys
3.	Gardner	Bivens	Nelson	Davis	Snively
4.	Gardner	Bivens	Miki-Han	Davis	Snively
5.	Gardner	Bivens	Miki-Han	Davis	Keys
6.	Gardner	Bivens	Miki-Han	Davis	Keys
7.	Gardner	Bivens	Miki-Han	Davis	Keys
8.	Gardner	Bivens	Hamilton	Davis	Keys
9.	Gardner	Bivens	Hamilton	Davis	Keys
10.	Gardner	Bivens	Hamilton	Davis	Keys
11.	Gardner	Bivens	Miki-Han	Davis	Keys
12.	Gardner	Bivens	Miki-Han	Davis	Keys

OVERCOMING A DEFICIT

Against Hawaii in 2022, the Rams did something that few teams in program history have done before them - they overcame a double-digit halftime deficit.

Trailing 13-3 at halftime, CSU rallied for a 17-13 victory. While it may not seem like much, since 1965, the Rams have trailed by double digits **186 times** and overcame them only **12 times**.

The game also snapped a **19-game streak** of failing to overcome a 4th quarter deficit. The program lost the final two such games under former HC Mike Bobo, all 12 such games under former HC Steve Addazio, and the first five this season under Jay Norvell.

GAME/DATE	HT SCORE	FINAL
at Idaho, Oct. 6, 1973	9-23 (-14)	33-30
UTEP, Nov. 10, 1984	10-24 (-14)	59-31
at Air Force, Nov. 2, 1996	14-28 (-14)	42-41
Utah State, Oct. 8, 2016	10-24 (-14)	31-24
at Hawaii, Sept. 17, 1977	0-13 (-13)	20-16
at New Mexico, Oct. 28, 2005	12-25 (-13)	35-25
vs. Wazzu, Dec. 21, 2013	23-35 (-13)	48-45
Hawaii, Oct. 22, 2022	3-13 (-10)	17-13
at UTEP, Oct. 8, 1977	7-17 (-10)	40-31
New Mexico, Oct. 29, 1983	7-17 (-10)	25-24
at New Mexico, Nov. 21, 1992	0-10 (-10)	14-10
at Fresno State, Nov. 28, 2005	14-24 (-10)	34-31

OVER 1,000 YARDS

Tory Horton reached 1,000 receiving yards on the season in 2022, making it eight-straight seasons for the program to have a 1,000 yard receiver. The 2020 COVID season is excluded since CSU played just four games.

NAME, YR.	TOTALS
Rashard Higgins, 2014	96 rec. - 1,750 yds.
Rashard Higgins, 2015	75 rec. - 1,062 yds.
Michael Gallup, 2016	76 rec. - 1,272 yds.
Michael Gallup, 2017	100 rec. - 1,413 yds.
Preston Williams, 2018	96 rec. - 1,345 yds.
Warren Jackson, 2019	77 rec. - 1,119 yds.
Trey McBride, 2021	90 rec. - 1,121 yds.
Tory Horton, 2022	71 rec. - 1,131 yds.

With a ninth consecutive 1,000-yard receiver, the Rams would tie Hawaii for the most such consecutive seasons in FBS history.

CONSECUTIVE 1,000-YARD SEASONS

SCHOOL, YEARS	TOTALS
Hawaii (1999-2007)	9
Colorado State (2014-Pres.)	8
Nevada (1992-99)	8
Florida (1995-2002)	8
Baylor (2011-17)	7
East Carolina (2012-18)	7
Wyoming (1990-96)	7

PINPOINT ACCURACY

In 2022, then-freshman quarterback Clay Millen set the program's single-season record for completion percentage in his first season as a starter as well as the FBS record for completion percentage by a freshman.

SINGLE-SEASON COMPLETION PCT.

PLAYER, YEAR	PCT	TOTALS
Clay Millen, 2022	.722	169-234
Pete Thomas, 2010	.647	253-391
Garrett Grayson, 2014	.643	270-420
Nick Stevens, 2016	.642	129-201
Caleb Hanie, 2007	.642	188-293

I AM IRONMAN.

No it's not Tony Stark, it's offensive lineman **Jacob Gardner**. A transfer from Nevada when Norvell came to Fort Collins, Gardner has appeared and started every game of his collegiate career thus far.

JACOB GARDNER YEAR-BY-YEAR

2020 (Fr.)	9 games
2021 (So.)	12 games
2022 (Jr.)	12 games
2023 (Sr.)	3 games
Total	36 consecutive starts



RECORD TRACKER

As the 2023 progresses, here are Rams tracking up the record book in career, season, and single-game records.

Career Sacks

4. Cory James, 2012-15	24.0
5. Adrian Ross, 1994-97	22.5
Mohamed Kamara, 2019-Pres.	22.5
7. Joey Porter, 1995-98	20.0
8. Steve Hodge, 1991-94	19.0

Career Tackles for Loss

5. Cory James, 2012-15	41.5
6. Sean Moran, 1992-95	37.0
7. Mohamed Kamara, 2019-Pres.	33.5
8. Manny Jones, 2017-21	33.0
9. Shaquil Barrett, 2011-13	32.0
Adrian Ross, 1994-97	32.0

Career 100-Yard Receiving Games

4. Michael Gallup, 2016-17	12
Greg Primus, 1989-92	12
6. Trey McBride, 2018-21	8
7. Jeff Champine, 1980-83	7
8. Tory Horton, 2022-Pres.	6
Five others at...	6

Season

none

Receptions, Game

1. Tory Horton at Colorado (9/16/23)	16
2. Jeff Champine vs. New Mexico (10/29/83)	14
3. Three others at...	13

EARLY SCHEDULING

The Rams faced no slouches in their first two contests, resulting in an 0-2 start, with games coming against ranked opponents in Washington State (3-0) and Colorado (3-0), at the time.

Colorado State joined **Sam Houston State** as the nation's only two winless teams to start their season with opponents with combined undefeated winning percentages.

OFFENSIVE IMPROVEMENT

Through three games, the Rams have shown marked improvement offensively over last year's less than stellar performance. The Rams currently ranked No. 9 nationally in yards per game difference over last season.

Team	2022	2023	Diff.
1. Washington State	360.6	532.3	+171.7
2. Texas State	325.2	482.3	+157.1
3. New Mexico	228.1	384.5	+156.4
4. Georgia Tech	325.2	480.0	+154.8
5. Miami (FL)	367.4	519.0	+151.6
6. Louisville	406.5	542.0	+135.5
7. Syracuse	375.1	507.8	+132.7
8. Colorado	281.3	409.0	+127.7
9. Colorado State	285.8	411.3	+125.5
10. UMass	265.8	391.0	+125.2

FEMALE LEADERS

Diversity makes us all better, and Jay Norvell and his Colorado State program are a true example of that. Assistant strength and speed coach

Hope Nepstad is the lone female strength coach dedicated solely to football in the country (others work with football plus additional sports) while head football equipment manager **Shannon**

O'Hair is one of only five women leading a football equipment room in the FBS.

NAME	SCHOOL
Gabbie Garlow	Nevada
Paulina Mihelich	New Mexico State
Ashley Nowak	New Mexico
Shannon O'Hair	Colorado State
Cecilia Snipes	USC

Outside of football, the Rams also have a female head equipment manager in Moby Arena managing all other sports in **Katie Wimp**.

THE GREAT AMERICAN MELTING POT

Diversity isn't relative to just gender at Colorado State. No, no. The Rams are a veritable United Nations and one of the most diverse teams as it relates to birth country as well. The Rams' roster is comprised of **six different** countries, the third-most in the FBS behind only Temple (10) and Hawaii (8), though multiple players are sons of first-generation immigrants as well.

NAME	COUNTRY
<i>Most of the roster...</i>	United States
Nuer Gatkuoth, DL	Canada
Hidetora Hanada, DL	Japan
Jordan Noyes, PK	United Kingdom
Moritz Oberhofer, OL	Germany
Paddy Turner, P	Australia

ALL-AMERICANS & AWARD WINNERS

Despite any significant program success over the past decade, Colorado State has been a hub of activity at the highest level of individual award recognition.

» Since 2014, Colorado State's three consensus All-Americans (Higgins, Gallup, McBride) are **the most of any G5 school** and more than Auburn, Florida, Louisville, Oklahoma State, Tennessee, and 97 others FBS programs.

» Colorado State's five all-time consensus All-Americans (Bell, Myers, Higgins, Gallup, McBride) are **the fourth-most among G5 schools**, trailing only Navy, SMU, and Rice - none of whom have added to their tally in the 21st century.

» Colorado State's two national award winners - **Greg Myers, Thorpe; Trey McBride, Mackey** - make the Rams one of five G5 schools with multiple national award winners, joining Temple, Louisiana Tech, Memphis, Tulane, and Tulsa.

Notes and TIDBITS

FUTURE SCHEDULES

2024

Aug. 31	at	Texas
Sept. 7		Northern Colorado
Sept. 14		Colorado
Sept. 21		UTEP
TBD		Utah State
TBD		Wyoming
TBD		New Mexico
TBD		San Jose State
TBD	at	Air Force
TBD	at	Boise State
TBD	at	Fresno State
TBD	at	San Diego State

2025

Aug. 30	at	Washington
Sept. 6		Texas Tech
Sept. 13		Northern Colorado
Sept. 27	at	Vanderbilt
TBD		Air Force
TBD		Fresno State
TBD		Hawaii
TBD		UNLV
TBD	at	New Mexico
TBD	at	Wyoming
TBD	at	Nevada
TBD	at	San Jose State

2026

Sept. 5	at	Indiana
Sept. 12		Southern Utah
Sept. 19	at	Texas Tech
Sept. 26		Vanderbilt

2027

Sept. 4		Arizona
Sept. 11	at	Sam Houston
Sept. 18	at	Wisconsin
Sept. 25		Houston Baptist

2028

Sept. 2	at	Arizona
Sept. 9		Sam Houston

2029

Sept. 15		Colorado
----------	--	----------

2030

Sept. 14	at	Colorado
----------	----	----------

2033

Sept. 17	at	Colorado
----------	----	----------

2034

Sept. 16		Colorado
----------	--	----------

2037

Sept. 19	at	Colorado
----------	----	----------

2038

Sept. 11		Colorado
----------	--	----------



Notes and TIDBITS

AG DAY GAMES AT COLORADO STATE

Since 2010, Colorado State has donned a pumpkin and alfalfa kit to pay homage to their agricultural roots as Colorado Agricultural College and Colorado A&M.

Here are the results of every Ag Day game played since the tradition began...

YEAR	OPPONENT	RESULT
2010	Idaho	W, 36-34
2011	Northern Colorado	W, 33-14
2012	Hawai'i	W, 33-14
2013	UTEP	W, 59-42
2014	Tulsa	W, 42-17
2015	Savannah State	W, 65-13
2016	Northern Colorado	W, 47-21
2017	Abilene Christian	W, 38-10
2018	Illinois State	L, 19-35
2019	Toledo	L, 35-41
2021	Vanderbilt	L, 21-24
2022	Sacramento State	L, 10-41
2023	Utah Tech	-

MR. 300

Brayden Fowler-Nicolosi has joined Collin Hill (2016) and Pete Thomas (2010) as the only freshmen in program history to have multiple 300-yard passing games - each have two.

With one more, he will have the most such games by any freshman in program history and crack the top-5 for a season if he reaches five such games.

WEEK	OPPONENT	A-C-I	YARDS
1 <i>(Did Not Start)</i>	Washington State	13-20-1	210
2	at Colorado	34-47-3	367
3	at Middle Tennessee	30-43-1	321



NOTEBOOK



CANVAS STADIUM

Canvas Stadium is the new name for Colorado State University's 36,500-capacity multipurpose stadium that opened on the school's Fort Collins campus in 2017. Canvas Credit Union received naming rights to the facility through a \$37.7 million partnership agreement announced in April 2018. The agreement, which stands as one of the largest collegiate athletic venue naming agreements in history, was part of an ambitious re-branding initiative being undertaken by the previously branded Public Service Credit Union, under the direction of company President and CEO Todd Marksberry.

The \$220 million, 727,000-square-foot stadium proved immensely popular and attractive to fans in its inaugural season of 2017, and drew rave reviews from local and national media, as well national television networks that broadcast Colorado State's games to large audiences. The Rams set an all-time attendance record with a total of 192,369 fans and a per-game average of 32,062, representing a 16-percent attendance increase from 2016—eighth-highest in all of college football. Season ticket sales also reached an all-time high of 15,477, a 40-percent increase from the 2016 total of 11,054.

The return of CSU football games to campus from Hughes Stadium in 2017 brought the pageantry and celebration of Rams game days back to the heart of the university for the first time in 50 years, providing countless new engagement opportunities for the entire university. The stadium's design embraces Colorado's natural beauty, topography and visual connections to the Rocky Mountains from campus and ensures functionality for both game-day and non-game day usage.

The agreement with Canvas Credit Union combined with \$20 million given in 2016 to name Sonny Lubick Field brings the total naming rights revenues at Colorado State to \$57 million for the stadium. This compares favorably with the recently announced \$69 million United Airlines Memorial Coliseum at University of Southern California and the \$41 million Alaska Airlines Field at Husky Stadium at the University of Washington. The Colorado State agreement with Canvas Credit Union is for 15 years and includes annual escalator clauses for inflation, as well as a signing bonus, in recognition of the visibility and success of the stadium.

MOUNTAIN WEST SCHOOLS BY ELEVATION

UNIVERSITY	STADIUM	ELEVATION
1. Wyoming	War Memorial Stadium	7,220 ft.
2. Air Force	Falcon Stadium	7,163 ft.
3. New Mexico	University Stadium	5,312 ft.
4. Colorado State	Canvas Stadium	5,004 ft.
5. Utah State	Maverik Stadium	4,778 ft.
6. Nevada	Mackay Stadium	4,505 ft.
7. Boise State	Albertsons Stadium	2,842 ft.
8. UNLV	Sam Boyd Stadium	2,030 ft.
9. Fresno State	Bulldog Stadium	352 ft.
10. San Jose State	CEFCU Stadium	82 ft.
11. San Diego State	Snapdragon Stadium	46 ft.
12. Hawai'i	T.C. Ching Complex	18 ft.

TOP 10 CROWDS IN CANVAS

DATE	OPP.	ATT.
8/26/17	Oregon State	37,584
10/14/17	Nevada	36,765
10/13/18	New Mexico	36,514
10/15/22	Utah State	35,009
10/9/21	San Jose State	34,780
10/28/17	Air Force	33,074
9/3/21	South Dakota St.	32,327
11/11/17	Boise State	32,166
10/26/18	Wyoming	32,125
9/8/18	Arkansas	31,894

2023 RULE CHANGES

Each offseason, college football's rules and regulations are reviewed. The below are three changes that will be in place for the 2023 season.

Stopping & Starting the Clock - 1st Downs

When Team A (the offense) gains a first down, the clock will no longer be stopped to award a first down except with less than two minutes remaining in the 2nd and 4th quarters.

Consecutive Charged Timeouts

Consecutive charged team timeouts will no longer be allowed by the same team in any individual dead ball period. Each team is entitled to three charged team timeouts during each half, with no more than one charged team timeout available per team, per individual dead ball period.

Extension of Periods

A period shall be extended for an untimed down in the 2nd or 4th quarter only if a penalty is accepted for a live-ball foul, if there are offsetting fouls, or an inadvertent whistle. The 1st and 3rd quarters will not be extended, and any penalty enforcement will be carried over to the following quarter.

The above information was provided by the National Football Foundation. For more information visit FootballFoundation.org.

GRADUATED RAMS

Colorado State's 2023 roster includes 10 student-athletes who have already earned their degrees.

- | | |
|---------------------|--------------------------|
| 1. Chigozie Anusiem | 8. Tramayne Meija-Paster |
| 2. Andrew Cannon | |
| 3. Cameron Cooper | 9. Tony Pierce, Jr. |
| 4. Ron Hardge III | 10. Matt Thomas |
| 5. Olivier Jervis | |
| 6. Bobby Lawrence | |
| 7. Jordan Noyes | |



2023 RAMS

NUMERICAL ROSTER

0	Kobe Johnson	RB
1	Chigozie Anusiem	DB
2	Justus Ross-Simmons	WR
3	Ron Hardge III	DB
4	Louis Brown	WR
5	Dallin Holker	TE
6	Dylan Goffney	WR
7	Dom Jones	DB
8	Jackson Brousseau	QB
8	Mohamed Kamara	DL
9	Nuer Gatuoth	DL
10	Vince Brown II	TE
11	Clay Millen	QB
11	Henry Blackburn	DB
12	Dominic Morris	DB
12	Giles Pooler	QB
13	Jordan Williams	TE
14	Tory Horton	WR
15	Ayden Hector	DB
15	Jackson Stratton	QB
16	Brayden Fowler-Nicolosi	QB
16	Brandon Guzman	DB
17	Brig Hartson	QB
17	Jack Howell	DB
18	Silas Evans	WR
19	Tyrell Grayson	DB
20	Jaylen Gardner	DB
22	TJ Crandall	DB
23	Jaseim Mitchell	LB
24	Trey Vincent	DB
24	Dawson Menegatti	WR
25	Avery Morrow	RB
26	Ryan McConnell	RB
27	Dylan Phelps	DB
28	Vann Schield	RB
29	Justin Marshall	RB
29	Jett Vincent	DB
30	Chase Wilson	LB
31	Jordan Smith	RB
31	Corey Lambert, Jr.	DB
32	Dante Scott	DB
33	Tramayne Mejia-Paster	LB
33	Keegan Holles	RB
34	Damian Henderson	RB
34	Tony Pierce, Jr.	DL
36	Will Hutchison	P
36	Mychai Williams	DB
37	Jace Bellah	DB
38	Liam Huber	DB
39	DeAndre Gill	DL
40	KJ Edwards	RB
41	Paddy Turner	P
41	Tyson Williams	DB
42	Justin Sanchez	LB
43	Nate Weyand	DL
44	Peter Montini	TE
46	Clay Nanke	TE
46	Cody Pettitt	LS

No.	Name	Pos.	Ht.	Wt.	CL-Ex.	RM	C19	1 st	CSU	Hometown (High School/Prev. School)
56	Kenyon Agurs	DL	6-4	235	Fr.-HS	4	-	F23	23	Inglewood, Calif. (Inglewood)
1	Chigozie Anusiem	DB	6-1	200	5 th -2L	1	*	S18	22	La Habra, Calif. (Sonora/California)
50	Josh Ayers	LB	6-2	200	Fr.-HS	4	-	F23	23	Parker, Colo. (Lutheran)
94	Cam Bariteau	DL	6-1	300	Sr.-2L	2	*	F20	20	Wareham, Mass. (Peddie)
37	Jace Bellah	DB	5-11	190	r-Fr.-RS	4	-	F22	22	Pueblo, Colo. (Pueblo South)
59	Jakob Belton	OL	6-6	275	Jr.-TR	2	-	F23	23	Long Beach, Calif. (Wilson/Long Beach City)
11	Henry Blackburn	DB	6-0	205	Sr.-3L	2	*	S20	20	Boulder, Colo. (Fairview)
8	Jackson Brousseau	QB	6-4	220	Fr.-HS	4	-	F23	23	Lehi, Utah (Lehi)
82	Lavon Brown	WR	6-0	190	Fr.-HS	4	-	F23	23	Chatsworth, Calif. (Sierra Canyon)
10	Vince Brown II	TE	6-7	235	Jr.-TR	2	-	F21	23	Matteson, Ill. (Rich Central/DuPage)
4	Louis Brown IV	WR	6-1	190	So.-1L	3	-	F22	22	South Los Angeles, Calif. (Inglewood)
66	Andrew Cannon	OL	6-4	300	Gr.-TR	1	*	F18	23	Orlando, Fla. (Bishop Moore/ Nevada)
60	Cameron Cooper	OL	6-4	290	r-Sr.-SQ	2	*	S19	22	Aurora, Colo. (Grandview/UTEP)
22	TJ Crandall	DB	6-1	185	Fr.-HS	4	-	F23	23	Sammamish, Wash. (Skyline)
71	Brian Crespo-Jaquez	OL	6-5	320	r-Jr.-SQ	3	-	F20	20	Fort Collins, Colo. (Poudre)
84	Stephon Daily	WR	6-3	185	Fr.-HS	4	-	F23	23	Phoenix, Ariz. (Sierra Linda)
61	Jake Dennis	LS	6-0	215	Jr.-JC	2	-	F21	23	Omaha, Neb. (Skutt/Butler)
40	KJ Edwards	RB	5-10	180	Jr.-JC	2	-	F21	23	Apple Valley, Calif. (Apple Valley/Victor Valley)
69	Ethen Erickson	OL	6-2	280	Jr.-JC	2	-	F21	23	Fontana, Calif. (Carter/Chaffey)
18	Silas Evans	WR	6-1	195	Fr.-HS	4	-	S23	23	Denver, Colo. (George Washington)
16	Brayden Fowler-Nicolosi	QB	6-1	205	r-Fr.-RS	4	-	S22	22	Aledo, Texas (Aledo)
88	Mekhi Fox	WR	6-1	195	So.-1L	3	-	F22	22	Pasadena, Calif. (Pasadena)
20	Jaylen Gardner	DB	6-1	210	Fr.-HS	4	-	F23	23	San Antonio, Texas (Texas Military Institute)
75	Jacob Gardner	OL	6-4	310	Sr.-1L	2	*	F20	22	Rancho Cucamonga, Calif. (Los Osos/Nevada)
9	Nuer Gatuoth	DL	6-4	230	r-Fr.-RS	3	-	S22	22	Edmonton, AB (Champion Prep)
39	DeAndre Gill, Jr.	DL	6-4	240	r-Fr.-RS	4	-	F22	22	Seattle, Wash. (Kentwood)
6	Dylan Goffney	WR	6-0	215	Jr.-TR	2	-	S21	23	Cyprus, Texas (Bridgeland/SMU)
86	Caleb Goodie	WR	6-1	170	Fr.-HS	4	-	F23	23	Breaux Bridge, La. (Memorial)
19	Tyrell Grayson, Jr.	DB	6-0	195	Jr.-TR	2	*	F19	23	Fresno, Calif. (Central/Utah Tech)
80	Matt Greenwald	WR	6-0	195	r-So.-1L	2	-	S20	22	Boulder, Colo. (Fairview)
16	Brandon Guzman	DB	5-11	185	r-Jr.-1L	2	-	F20	20	Pasadena, Calif. (Charter Oak)
76	Keegan Hamilton	OL	6-4	300	So.-1L	3	-	F22	22	Denver, Colo. (Rock Canyon)
93	Hidetora Hanada	DL	6-1	280	r-Jr.-TR	2	-	F20	23	Wakayama, Japan (Nippon)
83	Bryan Hansen	PK	6-3	205	r-Fr.-RS	4	-	F22	22	Colleyville, Texas (Colleyville Heritage)
3	Ron Hardge III	DB	6-0	185	Sr.-TR	1	*	F18	23	Hollywood, Fla. (Cardinal Gibbons/Oregon St.)
17	Brig Hartson	QB	6-1	215	r-So.-SQ	3	-	F21	22	Johnstown, Colo. (Roosevelt)
15	Ayden Hector	DB	6-0	205	r-Jr.-1L	3	*	F20	22	Bellevue, Wash. (Eastside Cath./Washington St.)
66	Brycen Heil	DL	5-10	295	r-Jr.-SQ	3	*	F20	22	Aurora, Colo. (Grandview/Northern Colorado)
57	Trevyn Heil	OL	6-2	290	r-So.-SQ	3	-	F22	22	Aurora, Colo. (Grandview/Nevada)
77	Saveyon Henderson	OL	6-5	305	Jr.-TR	2	-	F21	23	Crete, Ill. (Crete Monee/Lane College)
34	Damian Henderson II	RB	6-1	185	Fr.-HS	4	-	F23	23	Los Alamitos, Calif. (Los Alamitos)
5	Dallin Holker	TE	6-5	235	Jr.-TR	2	-	F18	23	Lehi, Utah (Lehi/BYU)
33	Keegan Holles	RB	6-1	200	So.-1L	3	-	F22	22	Greenwood Village, Colo. (Cherry Creek)
14	Tory Horton	WR	6-2	190	Sr.-1L	2	*	F20	22	Fresno, Calif. (Washington Union/Nevada)
17	Jack Howell	DB	5-10	200	Jr.-2L	2	-	S21	21	Fort Collins, Colo. (Hamilton (Ariz.))
38	Liam Huber	DB	5-9	185	r-So.-SQ	3	-	F21	21	Boulder, Colo. (Fairview)
36	Will Hutchison	P	6-2	215	Fr.-HS	4	-	F23	23	Fulshear, Texas (Fulshear)
65	Cameron Jackson	OL	6-4	295	Jr.-JC	2	-	F21	23	Milwaukee, Wis. (Wauwatosa W./Dupage)
73	Oliver Jervis	OL	6-5	305	Sr.-TR	1	*	F18	23	Sellersville, Pa. (Pennridge/Monmouth)
49	Buom Jock	LB	6-4	230	Fr.-HS	4	-	F23	23	Mankato, Minn. (Episcopal)
0	Kobe Johnson	RB	5-9	190	Gr.-TR	1	*	F19	23	Lawrenceville, Ga. (Discovery/North Dakota St.)
7	Dom Jones	DB	6-2	195	Gr.-TR	2	*	F19	23	Duluth, Ga. (Peachtree Ridge/North Dakota St.)
8	Mohamed Kamara	DL	6-1	250	Gr.-4L	1	*	F19	19	Newark, N.J. (Central)
78	Aaron Karas	OL	6-5	300	r-Fr.-RS	4	-	F22	22	Arvada, Colo. (Pomona)
90	Grady Kelly	DL	6-2	285	r-So.-1L	3	-	F21	21	Navarre, Fla. (Navarre)
31	Corey Lambert, Jr.	DB	5-11	215	r-Fr.-1L	4	-	F22	22	New Orleans, La. (Brother Martin)
55	Andrew Laurich	DL	6-3	270	Fr.-HS	4	-	F23	23	Yorkville, Ill. (Yorkville)
64	Bobby Lawrence	OL	6-9	330	Gr.-TR	1	*	F18	23	St. Joseph, Mo. (Central/Missouri)
51	Niko Lopez	LB	6-2	230	Fr.-HS	4	-	F23	23	Mission Viejo, Calif. (Santa Margarita Catholic)
29	Justin Marshall	RB	5-11	175	Fr.-HS	4	-	F23	23	Merrillville, Ind. (Merrillville)
72	Christian Martin	OL	6-6	240	Fr.-HS	4	-	F23	23	Destrehan, La. (Destrehan)
26	Ryan McConnell	RB	6-2	220	r-Fr.-HS	4	-	F22	22	Erie, Colo. (Erie)
98	Kennedy McDowell	DL	6-3	230	Fr.-HS	4	-	S23	23	Frisco, Texas (Memorial)
33	Tramayne Mejia-Paster	LB	6-2	225	Sr.-TR	2	*	F20	23	Merced, Calif. (Buhach Colony/California)
24	Dawson Menegatti	WR	6-2	195	r-Jr.-SQ	2	-	F20	20	Pueblo West, Colo. (Pueblo West)
11	Clay Millen	QB	6-3	210	r-So.-1L	3	-	F21	22	Snoqualmie, Wash. (Mount Si/Nevada)
91	James Mitchell	DL	6-1	290	Sr.-2L	2	*	F20	20	Duncanville, Texas (Duncanville)



2023 RAMS

No.	Name	Pos.	Ht.	Wt.	CL-Ex.	RM	C19	1 st	CSU	Hometown (High School/Prev. School)
23	Jaseim Mitchell	LB	6-1	230	r-So.-1L	3	-	F21	21	Colorado Springs, Colo. (Harrison)
44	Peter Montini	TE	6-0	230	Sr.-1L	2	*	F20	22	Pleasanton, Calif. (Foothill/Nevada)
74	Tanner Morley	OL	6-7	230	Fr.-HS	4	-	F23	23	Highlands Ranch, Colo. (Valor Christian)
12	Dominic Morris	DB	5-11	180	Jr.-TR	2	-	F21	23	Spring, Texas (Klein Oak/Furman)
25	Avery Morrow	RB	5-11	210	Sr.-1L	2	*	F20	22	Seattle, Wash. (Garfield/Nevada)
68	Drew Moss	OL	6-4	300	Jr.-TR	2	-	F21	23	Richardson, Texas (Richardson/Lamar)
87	Mason Muaau	TE	6-6	225	Fr.-HS	4	-	F23	23	Nanakuli, Hawaii (Campbell)
46	Clay Nanke	TE	6-6	235	r-So.-SQ	3	-	F21	21	Denver, Colo. (Regis Jesuit)
61	Sammy Norris	OL	5-9	285	r-So.-SQ	3	-	F21	21	Las Vegas, Nev. (Centennial)
67	Jordan Noyes	K	5-11	195	Sr.-TR	2	*	F20	23	Dartford, Kent, England (Gad's Hill/Utah)
62	Moritz Oberhofer	OL	6-4	300	r-Fr.-RS	4	-	S22	22	Altendorf, Bavaria, Germany (Nürnberg)
81	Dane Olson	WR	5-10	190	r-Sr.-1L	1	-	F19	19	San Diego, Calif. (San Marcos)
96	Marshon Oxley	DL	6-2	225	r-Fr.-RS	4	-	F22	22	South Central Los Angeles, Calif. (Inglewood)
89	Jamari Person	WR	6-1	200	Fr.-HS	4	-	F23	23	Nashville, Tenn. (Haywood)
46	Cody Pettitt	LS	6-0	215	r-So.-1L	3	-	F21	21	Fort Collins, Colo. (Fossil Ridge)
27	Dylan Phelps	DB	6-2	195	Fr.-HS	4	-	F23	23	Las Vegas, Nev. (Spring Valley)
34	Tony Pierce, Jr.	DL	6-1	250	Gr.-TR	1	*	F18	23	Lake Alfred, Fla. (Auburndale/North Dakota St.)
12	Giles Pooler	QB	6-5	210	r-So.-SQ	3	-	F21	21	Fort Collins, Colo. (St. Xavier (Ky.))
53	Whitefield Powell	DL	6-4	220	Fr.-HS	4	-	F23	23	Austin, Texas (Regents School of Austin)
95	Tyler Quinn	DL	6-1	285	r-So.-1L	3	-	F21	21	DeSoto, Texas (Duncanville)
47	Drew Rodriguez	LB	6-1	225	Fr.-HS	4	-	S23	23	Salem, Ore. (Sprague)
2	Justus Ross-Simmons	WR	6-3	205	So.-1L	3	-	F22	22	Rochester, N.Y. (Inglewood (Calif.))
42	Justin Sanchez	LB	6-0	230	Sr.-1L	1	-	F19	22	Whittier, Calif. (La Serna/El Camino)
28	Vann Schield	RB	5-11	215	r-So.-SQ	3	-	F21	22	Castle Pines, Colo. (Rock Canyon/CSU-Pueblo)
52	Rocco Schramm	LB	6-0	220	r-Fr.-RS	4	-	F22	22	Alamo, Calif. (Monte Vista)
54	Aubrey Scott	OL	6-5	260	r-Fr.-RS	4	-	F22	22	Compton, Calif. (Leuzinger)
32	Dante Scott	DB	6-1	185	Fr.-HS	4	-	F23	23	San Diego, Calif. (Bonita Vista)
31	Jordan Smith	RB	5-10	215	Jr.-JC	2	-	F20	23	Las Vegas, Nev. (Centennial/Saddleback)
99	Javion Smith-Combs	DL	6-5	260	Fr.-HS	4	-	F23	23	Greenwood Village, Colo. (Cherry Creek)
15	Jackson Stratton	QB	6-5	210	r-Fr.-RS	4	-	S22	22	Mission Bay, Calif. (La Jolla)
97	Matt Thomas	DL	6-3	275	Sr.-TR	1	*	F18	23	Brooklyn, N.Y. (Midwood/Rhode Island)
60	Morgan Tribbett	LS	5-11	210	Fr.-HS	4	-	F23	23	Greeley, Colo. (Eaton)
70	Teivis Tuioti	OL	6-3	290	r-Jr.-1L	3	*	F20	22	Laie, Hawaii (Southeast/Nevada)
41	Paddy Turner	P	6-5	210	r-Sr.-1L	1	-	S19	22	Ararat, VIC, Australia (Marian/Nevada)
79	Aitor Urionabarrenechea	OL	6-5	330	Fr.-HS	4	-	F23	23	Lancaster, Calif. (Chaminade College Prep)
29	Jett Vincent	DB	6-2	190	Fr.-HS	4	-	F23	23	Galva, Kan. (Canton-Galva)
24	Trey Vincent	DB	6-2	175	r-So.-TR	3	-	F22	23	Grinnell, Kan. (Wheatland/Ottawa)
92	Mukendi Wa-Kalonji	DL	6-4	255	r-So.-1L	3	-	S21	21	Aurora, Colo. (Grandview)
59	Mulumba Wa-Kalonji	DL	6-1	215	Fr.-HS	4	-	F23	23	Aurora, Colo. (Grandview)
43	Nate Weyand	DL	6-2	240	Fr.-HS	4	-	F23	23	Austin, Texas (Westlake)
13	Jordan Williams	TE	6-5	215	So.-1L	3	-	F22	22	Riverside, Calif. (St. Paul)
36	Mychai Williams	DB	6-0	180	r-Fr.-RS	4	-	F22	22	Los Angeles, Calif. (Dorsey)
41	Tyson Williams	DB	6-0	190	r-Fr.-RS	4	-	F22	22	Loveland, Colo. (Loveland)
30	Chase Wilson	LB	6-1	225	r-Jr.-2L	3	*	F20	20	Arvada, Colo. (Ralston Valley)
95	Ashton Wolff	K	6-2	205	So.-TR	3	-	F22	23	Marysville, Wash. (Pilchuck/Central Washington)

KEY

In an attempt to modernize our roster to provide more clarity about the makeup of the Rams, we have added four columns to the traditional layout of a roster. The key for those additions is below.

RM: Remaining Years (Including 2023 Season) | **C19:** * Indicates a COVID-19 Year | **1st:** 1st Semester in College | **CSU:** 1st Season at CSU

Offensive Starts Returning

Jacob Gardner, OL	(33)	Andrew Cannon, OL	(3)
Oliver Jervis, OL	(25)	Keegan Hamilton, OL	3
Drew Moss, OL	(22)	Jordan Smith, RB	(3)
Kobe Johnson, RB	(16)	Louis Brown IV, WR	2
Tory Horton, WR	(14)	Peter Montini, TE	2
Clay Millen, QB	10	Dane Olson, WR	2
Justus Ross-Simmons, WR	10	Jordan Williams, TE	2
Avery Morrow, RB	8	Brian Crespo-Jaquez, OL	1
Dallin Holker, TE	(6)	B. Fowler-Nicolosi, QB	1
Dylan Goffney, WR	(5)	Mekhi Fox, WR	1
Bobby Lawrence, OL	(4)	Giles Pooler, QB	1

Offensive Starts Lost

Dontae Keys, OL	(45)	Dante Bivens, OL	(28)
Gray Davis, OL	(32)	Gary Williams, TE	5

Defensive Starts Returning

Tyrell Grayson, Jr., DB	(23)	Grady Kelly, DL	10
Mohamed Kamara, DL	22	Ayden Hector, DB	(9)
Tony Pierce, Jr., DL	(19)	Dom Jones, DB	(9)
Chigozie Anusiem, DB	(18)	Brandon Guzman, DB	8
Henry Blackburn, DB	17	Tramayne Mejia-Paster, LB	(5)
Jack Howell, DB	16	Ron Hardge III, DB	(4)
Cam Bariteau, DL	11	Dominic Morris, DB	(3)

Defensive Starts Lost

Dequan Jackson, LB	50	Greg Laday, DB	(4)
Cam'ron Carter, LB	51	B. Hickerson-Rooks, DL	2
CJ Onyechi, DL	(27)		

NUMERICAL ROSTER

47	Drew Rodriguez	LB
49	Buom Jock	LB
50	Josh Ayers	LB
51	Niko Lopez	LB
52	Rocco Schramm	LB
53	Whitefield Powell	DL
54	Aubrey Scott	OL
55	Andrew Laurich	DL
56	Kenyon Agurs	DL
57	Trevyn Heil	OL
59	Jakob Belton	OL
59	Mulumba Wa-Kalonji	DL
60	Morgan Tribbett	LS
60	Cameron Cooper	OL
61	Jake Dennis	LS
61	Sammy Norris	OL
62	Moritz Oberhofer	OL
64	Bobby Lawrence	OL
65	Cameron Jackson	OL
66	Andrew Cannon	OL
66	Brycen Heil	DL
67	Jordan Noyes	K
68	Drew Moss	OL
69	Ethen Erickson	OL
70	Teivis Tuioti	OL
71	Brian Crespo-Jaquez	OL
72	Christian Martin	OL
73	Oliver Jervis	OL
74	Tanner Morley	OL
75	Jacob Gardner	OL
76	Keegan Hamilton	OL
77	Saveyon Henderson	OL
78	Aaron Karas	OL
79	Aitor Urionabarrenechea	OL
80	Matt Greenwald	WR
81	Dane Olson	WR
82	Lavon Brown	WR
83	Bryan Hansen	PK
84	Stephon Daily	WR
86	Caleb Goodie	WR
87	Mason Muaau	TE
88	Mekhi Fox	WR
89	Jamari Person	WR
90	Grady Kelly	DL
91	James Mitchell	DL
92	Mukendi Wa-Kalonji	DL
93	Hidetora Hanada	DL
94	Cam Bariteau	DL
95	Ashton Wolff	K
95	Tyler Quinn	DL
96	Marshon Oxley	DL
97	Matt Thomas	DL
98	Kennedy McDowell	DL
99	Javion Smith-Combs	DL

Position **STARTS**

S	
Henry Blackburn	20
Dom Jones	9

S	
Jack Howell	19
Ayden Hector	2

LB		LB	
T. Mejia-Paster	5	Mohamed Kamara	8
Justin Sanchez	3	Chase Wilson	3

NK	
Ayden Hector	8

CB	
Tyrell Grayson, Jr.	23
Brandon Guzman	8
Dom Jones	1

DE	
Tony Pierce, Jr.	20
Nuer Gatkuoth	3

DT	
Cam Bariteau	14

DT	
Grady Kelly	13

DE	
Mohamed Kamara	18

CB	
Chigozie Anusiem	21
Ron Hardge III	6
Dominic Morris	3

WR	
Tory Horton	17

LT	
Jacob Gardner	31
Oliver Jervis	4
Saveyon Henderson	3
Bobby Lawrence	2
B. Crespo-Jaquez	1

LG	
Oliver Jervis	14

C	
Jacob Gardner	5
Keegan Hamilton	3

RG	
Andrew Cannon	6

RT	
Drew Moss	27
Oliver Jervis	10
Bobby Lawrence	2

TE	
Dallin Holker	9
Peter Montini	2
Jordan Williams	2

WR	
Dylan Goffney	5
Louis Brown IV	5
Dane Olson	2
Mehki Fox	1

QB	
Clay Millen	11
B. Fowler-Nicolosi	3
Giles Pooler	1

RB	
Kobe Johnson	16
Avery Morrow	10
Jordan Smith	3

WR	
J. Ross-Simmons	13

Totals include all starts at previous FBS/FCS programs
Yes, the above would be an illegal formation.

OFFENSIVE GAME-BY-GAME STARTERS

OPPONENT	QB	RB	WR	WR	WR	LT	LG	C	RG	RT	WR/TE
Washington State	Millen	Morrow	Horton	Ross-Simmons	Brown	Henderson	Jervis	Gardner	Cannon	Moss	Holker
at Colorado	Fow.-Nic.	Morrow	Horton	Ross-Simmons	Brown	Henderson	Jervis	Gardner	Cannon	Moss	Holker
at Middle Tenn.	Fow.-Nic.	Morrow	Horton	Ross-Simmons	Brown	Henderson	Jervis	Gardner	Cannon	Moss	Holker
Utah Tech	-	-	-	-	-	-	-	-	-	-	-
at Utah State	-	-	-	-	-	-	-	-	-	-	-
Boise State	-	-	-	-	-	-	-	-	-	-	-
at UNLV	-	-	-	-	-	-	-	-	-	-	-
Air Force	-	-	-	-	-	-	-	-	-	-	-
at Wyoming	-	-	-	-	-	-	-	-	-	-	-
San Diego State	-	-	-	-	-	-	-	-	-	-	-
Nevada	-	-	-	-	-	-	-	-	-	-	-
at Hawaii	-	-	-	-	-	-	-	-	-	-	-

DEFENSIVE GAME-BY-GAME STARTERS

OPPONENT	DE	DT	DT	DE	LB	LB	CB	S	S	CB	NK
Washington State	Gatkuoth	Kelly	Bariteau	Kamara	Wilson	Sanchez	Anusiem	Howell	Blackburn	Jones	Hector
at Colorado	Gatkuoth	Kelly	Bariteau	Kamara	Wilson	Sanchez	Anusiem	Howell	Blackburn	Hardge	Hector
at Middle Tenn.	Gatkuoth	Kelly	Bariteau	Pierce	Wilson	Sanchez	Anusiem	Howell	Blackburn	Hardge	Hector
Utah Tech	-	-	-	-	-	-	-	-	-	-	-
at Utah State	-	-	-	-	-	-	-	-	-	-	-
Boise State	-	-	-	-	-	-	-	-	-	-	-
at UNLV	-	-	-	-	-	-	-	-	-	-	-
Air Force	-	-	-	-	-	-	-	-	-	-	-
at Wyoming	-	-	-	-	-	-	-	-	-	-	-
San Diego State	-	-	-	-	-	-	-	-	-	-	-
Nevada	-	-	-	-	-	-	-	-	-	-	-
at Hawaii	-	-	-	-	-	-	-	-	-	-	-



Explosive PLAYS

Yds	Type	Player	Opp.	Qtr.
98	Kick	Johnson	WSU	4*
75	Pass	BF-N/JR-S	WSU	4*
47	Pass	BF-N/JR-S	MTSU	3
46	Pass	BF-N/Brown IV	CU	1
35	Pass	BF-N/Holker	CU	4*
30	Pass	Horton/Holker	CU	1*
24	Pass	Pooler/Holker	MTSU	1*
23	Pass	BF-N/Horton	MTSU	1
23	Pass	BF-N/Brown IV	CU	2
21	Pass	BF-N/Horton	MTSU	4
20	Pass	BF-N/Holker	WSU	4*

* Indicates a touchdown-scoring play

BY TYPE (TOUCHDOWNS)

Passing (20+)	10 (5)
Rushing (15+)	0 (0)
Defensive Return	0 (0)
Kickoff Return (30+)	1 (1)
Punt Return (15+)	0 (0)
TOTALS	11 (6)

BY GAME

Washington State	3 (3)
at Colorado	4 (2)
at Middle Tennessee	4 (1)
Utah Tech	0 (0)
at Utah State	0 (0)
Boise State	0 (0)
at UNLV	0 (0)
Air Force	0 (0)
at Wyoming	0 (0)
San Diego State	0 (0)
Nevada	0 (0)
at Hawaii	0 (0)

BY QUARTER

1st	4 (2)
2nd	1 (0)
3rd	1 (0)
4th	5 (4)

PASSING (20+)

Brayden Fowler-Nicolosi	8 (3)
Giles Pooler	1 (1)
Tory Horton	1 (1)

RECEIVING (20+)

Dallin Holker	4 (4)
Tory Horton	2 (1)
Justus Ross-Simmons	2 (1)
Louis Brown IV	2 (0)

RUSHING (15+)

-	0 (0)
---	-------

DEFENSIVE RETURN (20+)

-	0 (0)
---	-------

PUNT RETURN (15+)

-	0 (0)
---	-------

KICKOFF RETURN (15+)

Kobe Johnson	1 (1)
--------------	-------

GAME-BY-GAME NOTABLES

Opponent	Captains	Coin Toss	Kick or Receive	First Poss.	Kick Time	Game Length	Helmet Style	Jersey Color	Pants Color	Game Result
Washington State	Season	Won	Kick	Field Goal	5:08	3:24	Green	Green	Gold	L, 24-50
at Colorado	Season	Lost	Receive	Punt	8:21	4:03	Green	White	Gold	L, 35-43 ^(20T)
at Middle Tenn.	Season	Lost	Kick	Field Goal	6:02	3:16	Green	White	Gold	W, 31-23
Utah Tech	-	-	-	-	-	-	-	-	-	-
at Utah State	-	-	-	-	-	-	-	-	-	-
Boise State	-	-	-	-	-	-	-	-	-	-
at UNLV	-	-	-	-	-	-	-	-	-	-
Air Force	-	-	-	-	-	-	-	-	-	-
at Wyoming	-	-	-	-	-	-	-	-	-	-
San Diego State	-	-	-	-	-	-	-	-	-	-
Nevada	-	-	-	-	-	-	-	-	-	-
at Hawaii	-	-	-	-	-	-	-	-	-	-



Big Play BREAKDOWN

TURNOVERS

Opponent	Forced by CSU			Pts Off	Pts. Off Margin	Forced by Opponent			Pts Off
	Fum	INT	Tot			Fum	INT	Tot	
Washington State	4	0	4	0	-13	0	2	2	13
at Colorado	1	1	2	7	-3	1	3	4	10
at Middle Tenn.	2	0	2	7	+7	0	1	1	0
Utah Tech	-	-	-	-	-	-	-	-	-
at Utah State	-	-	-	-	-	-	-	-	-
Boise State	-	-	-	-	-	-	-	-	-
at UNLV	-	-	-	-	-	-	-	-	-
Air Force	-	-	-	-	-	-	-	-	-
at Wyoming	-	-	-	-	-	-	-	-	-
San Diego State	-	-	-	-	-	-	-	-	-
Nevada	-	-	-	-	-	-	-	-	-
at Hawaii	-	-	-	-	-	-	-	-	-
TOTAL	7	1	4	14	-9	1	6	7	23

COLORADO STATE BIG PLAYS

Opponent	Rushing				Passing				Special Teams		Defensive Plays	
	15-19	20-29	30-39	40+	20-29	30-39	40-49	50+	Block	Ret. TD	INT	TD
Washington State	0	0	0	0	1	0	0	1	0	1	2	0
at Colorado	0	0	0	0	1	2	1	0	0	0	1	0
at Middle Tenn.	0	0	0	0	3	0	1	0	0	0	0	1
Utah Tech	-	-	-	-	-	-	-	-	-	-	-	-
at Utah State	-	-	-	-	-	-	-	-	-	-	-	-
Boise State	-	-	-	-	-	-	-	-	-	-	-	-
at UNLV	-	-	-	-	-	-	-	-	-	-	-	-
Air Force	-	-	-	-	-	-	-	-	-	-	-	-
at Wyoming	-	-	-	-	-	-	-	-	-	-	-	-
San Diego State	-	-	-	-	-	-	-	-	-	-	-	-
Nevada	-	-	-	-	-	-	-	-	-	-	-	-
at Hawaii	-	-	-	-	-	-	-	-	-	-	-	-
TOTAL	0	0	0	0	5	2	2	1	0	1	3	1

OPPONENT BIG PLAYS

Opponent	Rushing				Passing				Special Teams		Defensive Plays	
	15-19	20-29	30-39	40+	20-29	30-39	40-49	50+	Block	Ret. TD	INT	TD
Washington State	1	2	0	0	6	0	0	1	0	0	2	1
at Colorado	3	0	0	0	4	0	1	0	1	0	3	1
at Middle Tenn.	1	0	0	0	2	1	1	0	0	0	0	0
Utah Tech	-	-	-	-	-	-	-	-	-	-	-	-
at Utah State	-	-	-	-	-	-	-	-	-	-	-	-
Boise State	-	-	-	-	-	-	-	-	-	-	-	-
at UNLV	-	-	-	-	-	-	-	-	-	-	-	-
Air Force	-	-	-	-	-	-	-	-	-	-	-	-
at Wyoming	-	-	-	-	-	-	-	-	-	-	-	-
San Diego State	-	-	-	-	-	-	-	-	-	-	-	-
Nevada	-	-	-	-	-	-	-	-	-	-	-	-
at Hawaii	-	-	-	-	-	-	-	-	-	-	-	-
TOTAL	5	2	0	0	12	1	2	1	1	0	5	2

SCORING DRIVES

Opponent	No.	Plays	Yards	Time	TD Drives	Plays	Yards	Time
Washington State	3	8	68	2:45	2	6	74.5	1:54
at Colorado	4	7	66.25	2:50	4	6.5	66.25	2:50
at Middle Tenn.	4	9.75	70	2:59	3	8.67	71	3:56
Utah Tech	-	-	-	-	-	-	-	-
at Utah State	-	-	-	-	-	-	-	-
Boise State	-	-	-	-	-	-	-	-
at UNLV	-	-	-	-	-	-	-	-
Air Force	-	-	-	-	-	-	-	-
at Wyoming	-	-	-	-	-	-	-	-
San Diego State	-	-	-	-	-	-	-	-
Nevada	-	-	-	-	-	-	-	-
at Hawaii	-	-	-	-	-	-	-	-
AVERAGE	3.67	8.25	68.1	2:51	3	7.06	70.58	2:53



The Last TIME...

COLORADO STATE - TEAM

Scored 70+ points:	76 at UTEP, Oct. 27, 1973
Scored 60-69 points:	63 at San Diego State, Nov. 26, 2016
Scored 50-59 points:	52 vs. Boise State, Nov. 11, 2017
Scored 40-49 points:	45 at Hawaii, Nov. 20, 2021
Won as a ranked team:	No. 22 vs. New Mexico, Nov. 22, 2014
Defeated a ranked opponent:	vs. 6/7 Colorado (Denver), Aug. 31, 2002
Shut out an opponent:	17-0 vs. New Mexico, Nov. 25, 2022
Did not allow a touchdown:	17-0 vs. New Mexico, Nov. 25, 2022
Was shut out:	0-13 at Utah State, Nov. 23, 2013
600+ yards of total offense:	651 at Hawaii, Nov. 20, 2021
500-599 yards total offense:	551 at New Mexico, Nov. 11, 2019
90+ plays:	109 vs. Boise State, Nov. 2, 2013
80-89 total plays:	87 at Colorado, Sept. 16, 2023
30+ first downs:	36 vs. Toledo, Sept. 21, 2019
400+ yards rushing:	412 vs. New Mexico, Nov. 19, 2016
300-399 yards rushing:	301 vs. San Jose State, Nov. 18, 2017
60+ rushing attempts:	60 at San Diego State, Nov. 16, 2002
50-59 rushing attempts:	51 vs. Nevada, Nov. 27, 2021
5 rushing touchdowns:	5 vs. Boise State, Nov. 11, 2017
4 rushing touchdowns:	4 at UNLV, Oct. 22, 2016
500+ yards passing	527 at Hawaii, Nov. 20, 2021
400-499 yards passing	420 at New Mexico, Oct. 11, 2019
300-399 yards passing:	345 at Middle Tennessee, Sept. 23, 2023
50+ pass attempts:	54 vs. Toledo, Sept. 21, 2019
35+ pass completions:	36 vs. Boise State, Nov. 2, 2013
6+ touchdown passes:	7 vs. Nevada, Oct. 19, 1974
5 touchdown passes:	5 at Hawaii, Nov. 20, 2021
6+ turnovers:	6 (2 Fum., 4 INT) at USC, Sept. 11, 2004
4+ fumbles lost:	4 vs. Utah State, Nov. 28, 2019
4+ interceptions thrown:	4 vs. Air Force, Oct. 13, 2007
100-yard rusher and 100-yard receiver:	Wyoming, Nov. 12, 2022 (Tory Horton - 168 rec.; Avery Morrow - 104 rush)
Two 100-yard rushers:	at San Diego State, Nov. 26, 2016 (Izzy Mathews - 104; Dalyn Dawkins - 103)
Three 100-yard rushers:	vs. New Mexico, Nov. 19, 2016 (Marvin Kinsey - 127; Izzy Mathews - 107; Dalyn Dawkins - 102)
Two 100-yard receivers:	same as below
Three 100-yard receivers:	at Colorado, Sept. 16, 2023 (Tory Horton - 133; Louis Brown - 131; Dallin Holker - 109)
Returned a kickoff for TD:	vs. Wazzu, Sept. 2, 2023 (K. Johnson - 98 yds.)
Returned the opening KO for TD:	vs. UNLV, Nov. 2, 2019 (A. Hawkins - 99 yds.)
Returned a punt for TD:	Wyoming, Nov. 12, 2022 (T. Horton - 72 yds.)
Had 2 special teams touchdowns:	at Fresno State, Nov. 28, 2015 (Joe Hansley - 75 and 61 yd. punt returns; Kevin Nutt - 96 yd. kick return)
Returned an INT for TD:	at Nevada, Oct. 7, 2022 (A. Hector - 21 yds.)
Returned a fumble for a TD:	at M. Tenn., Sept. 23, 2023 (M. Kamara - 5 yds.)
Returned a blocked punt for TD:	Research on-going
Returned a blocked FG for TD:	Research on-going
Returned a blocked XP for a score:	Research on-going
Had 2 defensive touchdowns:	at Nevada, Oct. 7, 2022 (Ayden Hector 21 yd. INT return; Mukendi Wa-Kalonji 50 yd. fumble return)
Blocked a punt:	Utah State, Oct. 15, 2022 (D. Olson)
Blocked a field goal:	at New Mexico, Nov. 21, 2015 (D. Elliott)
Blocked 2 field goals:	vs. Cal Poly, Sept. 14, 2013 (S. Barrett, both)
Blocked a PAT:	at Middle Tennessee, Sept. 23, 2023 (G. Kelly)
Missed a PAT:	at Air Force, Nov. 22, 2018 (W. Bryan)
Had a punt blocked:	vs. Boise State, Oct. 30, 2021
Had a field goal blocked:	at Colorado, Sept. 16, 2023
Had a PAT Blocked:	at Air Force, Nov. 22, 2018 (Wyatt Bryan)
Held an opp. to less than 10 first downs:	9 vs. N. Colorado, Sept. 10, 2011
Intercepted 5+ passes:	5 at New Mexico, Nov. 17, 2001
Intercepted 4 passes:	4 at Wyoming, Sept. 29, 2001
Intercepted 3 passes:	3 vs. Oregon State, Aug. 26, 2017
Held an opponent to less than 200 yards:	133 vs. New Mexico, Nov. 25, 2022
Forced a safety:	vs. UTSA, Sept. 26, 2015
Scored a two-point conversion:	vs. Toledo, Sept. 21, 2019

A COLORADO STATE PLAYER...

Had 400 yds. total offense:	Todd Centeio (544) at Hawaii, Nov. 20, 2021
Scored 4+ TDs:	Dee Hart (6) vs. New Mexico, Nov. 22, 2014
Scored 3 TDs:	Tory Horton (3) vs. MT, Sept. 10, 2022
Rushed 40+ times:	Kyle Bell (40) vs. Colorado, Sept. 1, 2007
Rushed 30-39 times:	David Bailey (30) at Utah State, Oct. 22, 2021
Rushed for 300+ yds.:	Kapri Bibbs (312) vs. Nevada, Nov. 9, 2013
Rushed for 200-299 yds.:	Marvin Kinsey, Jr. (246) vs. Toledo, Sept. 21, 2019
Rushed for 100-199 yds.:	Avery Morrow (104) vs. Wyoming, Nov. 12, 2022
Rushed for 200+ yards in consecutive games:	Kapri Bibbs, 2013 (312 vs. Nevada, Nov. 9, 2013 and 291 at New Mexico, Nov. 16, 2013)
Rushed for 100+ yards in consecutive games:	Avery Morrow, 2022 (125 at San Jose St., Nov. 5; 105 vs. Wyoming, Nov. 12)
Rushed for 3+ TDs:	Dee Hart (5) vs. New Mexico, Nov. 22, 2014
Passed for 400+ yards:	Todd Centeio (527) at Hawaii, Nov. 20, 2021
Attempted 50+ passes:	Patrick O'Brien (52) vs. Toledo, Sept. 21, 2019
Attempted 40-49 passes:	B. Fowler-Nicolosi (43) at M. Tenn., Sept. 23, 2023
Threw 6 TD passes:	Mark Driscoll (6) vs. Nevada, Oct. 19, 1974
Threw 5 TD passes:	Todd Centeio (5) at Hawaii, Nov. 20, 2021
Had 200+ yds. receiving:	Warren Jackson (214) at New Mexico, Oct. 11, 2019
Had 100-199 yds. receiving:	Dallin Holker (112) at M. Tenn., Sept. 23, 2023
Caught 10+ passes:	Dallin Holker (11) at M. Tenn., Sept. 23, 2023
Caught 3+ TD passes:	Tory Horton (3) vs. M. Tenn., Sept. 10, 2022
Caught 2 TD passes:	Tory Horton (2) at M. Tenn., Sept. 23, 2023
Scored 15+ points kicking:	Cayden Camper (18) at New Mexico, Oct. 16, 2021
Made 5 field goals:	Cayden Camper (5) at New Mexico, Oct. 16, 2021
Kicked a 50+ yard FG:	Cayden Camper (53) vs. San Jose St., Oct. 9, 2021
Had a 60-69 yard punt:	Ryan Stonehouse (64) at Wyoming, Nov. 6, 2021
Had a 70+ yard punt:	Ryan Stonehouse (72) vs. Air Force, Nov. 13, 2021
Tallied 15+ tackles	Jack Howell (16) vs. Wazzu, Sept. 2, 2023
Intercepted 3 passes:	Research on-going
Intercepted 2 passes:	Logan Stewart (2) at Fresno State, Oct. 10, 2019
Tallied 3+ sacks:	Manny Jones (3.0) at Wyoming, Nov. 22, 2019
Tallied 4+ tackles for loss:	Scott Patchan (4.0) at Hawaii, Nov. 20, 2021
Had a 60-69 yard rush:	Avery Morrow (67) vs. Hawaii, Oct. 22, 2022
Had a 70-79 yard rush:	Marvin Kinsey, Jr. (74) vs. Toledo, Sept. 21, 2019
Had an 80-89 yard rush:	Kapri Bibbs (85) vs. Nevada, Nov. 9, 2013
Had a 90+ yard rush:	Has never occurred
Had a 70-79 yard catch:	J. Ross Simmons (75) vs. Wazzu, Sept. 2, 2023
Had an 80-89 yard catch:	Warren Jackson (87) at New Mexico, Oct. 11, 2019
Had a 90+ yard catch:	Ron Harris (94) vs. N. Colorado, Sept. 24, 1977

Bold and Italics indicates a school record

"WALK OFF" WINS AND LOSSES

Since 2000, there have been seven "walk-off" wins or defeats - games where the score changed on the final play of the game.

Date	Opponent	Score	Final Play
Oct. 7, 2022	at Nevada	W, 17-14	<i>Michael Boyle, 43-yd FG</i>
Oct. 13, 2018	New Mexico	W, 20-18	<i>Wyatt Bryan, 28-yd FG</i>
Oct. 18, 2014	Utah State	W, 16-13	<i>Jared Roberts, 46-yd FG</i>
Dec. 21, 2013	vs. Washington St.	W, 48-45	<i>Jared Roberts, 41-yd FG</i>
Sept. 7, 2013	at Tulsa	L, 27-30	<i>Carl Salazar 34-yd FG</i>
Sept. 6, 2008	Sacramento State	W, 23-20	<i>Ben DeLine 20-yd FG</i>
Sept. 16, 2000	at Arizona State	L, 10-13	<i>Mike Barth 41-yd FG</i>



The Last TIME...

COLORADO STATE'S OPPONENT

Failed to score a TD:	New Mexico (0), Nov. 25, 2022
Was shutout:	New Mexico (0), Nov. 25, 2022
Had 30+ first downs:	Washington State (30), Sept. 2, 2023
400+ yards rushing	Toledo (436), Sept. 21, 2019
300-399 yards rushing:	Air Force (359), Nov. 19, 2022
60+ rushing attempts:	Air Force (71), Nov. 19, 2022
50-59 rushing attempts:	Wyoming (57), Nov. 6, 2021
400+ yards passing:	Washington State (466), Sept. 2, 2023
300-399 yards passing:	Colorado (348), Sept. 16, 2023
Under 100 yards passing:	New Mexico (62), Nov. 25, 2022
50+ pass attempts:	San Jose State (51), Nov. 1, 2014
30+ pass completions:	Middle Tennessee (30), Sept. 23, 2023
5 touchdown passes:	Nevada, Oct. 14, 2017
4 touchdown passes:	Colorado, Sept. 16, 2023
600+ yards total offense:	Nevada (636), Nov. 10, 2018
500-599 yards total offense:	Washington State (556), Sept. 2, 2023
80+ total plays:	Middle Tennessee (84), Sept. 23, 2023
60+ points:	Idaho (61), Dec. 22, 2016
50-59 points:	Washington State (50), Sept. 2, 2023
40-49 points:	Colorado (43), Sept. 16, 2023
No turnovers:	Michigan, Sept. 3, 2022
5+ Turnovers:	Oregon State (5), Aug. 26, 2017
100-yd.+ rusher and 100-yd.+ receiver:	Wyoming, Nov. 5, 2020
Two 100-yard+ rushers:	Air Force, Nov. 13 2021
Returned a...	
kickoff for TD:	San Diego State, Dec. 5, 2020 (<i>J. Byrd - 93 yds</i>)
punt for TD:	New Mexico, Oct. 16, 2021 (<i>L. Wyson - 63 yds</i>)
INT for a TD:	Colorado, Sept. 16, 2023 (<i>S. Sanders - 80 yds</i>)
fumble for a TD:	Michigan, Sept. 3, 2022 (<i>D. Turner - 45 yds</i>)
blocked punt for a TD:	Boise State, Nov. 12, 2020 (<i>D Schramm - 20 yds</i>)
Blocked a punt:	Boise State, Oct. 20, 2021
Missed a PAT:	San Diego State Dec. 5, 2020
Intercepted 3+ passes:	Colorado, Sept. 16, 2023
Scored a safety:	San Jose State, Oct. 6, 2018
Scored a 2-point conversion in regulation:	Hawai'i, Oct. 26, 2019

AN OPPOSING PLAYER...

Rushed 30+ times:	Brad Roberts (37), at Air Force, Nov. 19, 2022
Rushed for 200+ yds.:	Bryant Koback (228), Toledo, Sept. 21, 2019
Rushed for 150-199 yds.:	Brad Roberts (184), at Air Force, Nov. 19, 2022
Rushed for 100-149 yds.	George Holani (108), Boise State, Oct. 29, 2022
Rushed for 3+ TDs:	George Holani (3), Boise State, Oct. 29, 2022
Passed for 400+ yds.:	Cameron Ward (451), Wazzu, Sept. 2, 2023
Attempted 40+ passes:	N. Vattiato (41), M. Tenn., Sept. 23, 2023
Threw 5+ TDs:	Connor Halliday (6), Washington State Dec. 21, 2013
Threw 4 TDs:	S. Sanders (4), Colorado, Sept. 16, 2023
Threw 3 TDs:	Cameron Ward (3), Wazzu, Sept. 2, 2023
Had 400+ yards total offense:	Cameron Ward (491), Wazzu, Sept. 2, 2023
Had 200+ yards rec.:	Laviska Shenault (208), Colorado, Aug. 31, 2018
Had 100-199 yards rec.:	Holden Willis (118), M. Tenn., Sept. 23, 2023
Caught 10+ passes:	Elijah Metcalf (11), M. Tenn., Sept. 23, 2023
Caught 3 TD passes:	Kendal Keys, UNLV, Nov. 14, 2015
Caught 2 TD passes:	Michael Harrison, Colorado, Sept. 16, 2023
Kicked a 50-yard+ field goal:	Connor Limpert (54), Arkansas, Sept. 14, 2019
Had a 70-yard+ punt:	Bailey Flint (72), Toledo, Sept. 21, 2019
Intercepted 2 passes in a game:	Luq Barcoo (3), SDSU, Oct. 5, 2019
Had a 70-79-yard run:	Bryant Koback (75), Toledo, Sept. 21, 2019
Had an 80-yard+ run:	Titus Swen (87), Wyoming, Nov. 6, 2021
Had a 70-79-yard pass:	Chase Litton (76), Marshall, Dec. 16, 2017
Had an 80-89-yard pass:	-
Had a 90-yard+ pass:	Chevan Cordeiro (93), Hawaii, Nov. 20, 2021



Team GAME RECORDS

OFFENSE

TOTAL YARDS

Game	
1. New Mexico, 2014	698
2. Toledo, 2019	694
3. Chattanooga, 1996	693
4. UC-Davis, 2014	676
5. Emporia State, 1967	657
6. Hawai'i, 2018	653
7. at Hawai'i, 2021	651
8. at New Mexico, 2013	649
9. Air Force, 2013	629
10. Boise State, 2013	629

Game, Per Play

1. Chattanooga, 1996	11.6
2. New Mexico, 2016	11.1
3. at Hawai'i, 2017	10.3
4. Wyoming, 2014	10.3
5. UC Davis, 2014	10.1
6. UTEP, 2013	9.4
7. Tulsa, 2014	9.3
8. vs. Idaho, 2016	9.1
9. vs. Fresno State, 2008	9.0
10. Nevada, 2013	8.9

Game, Fewest

1. at Iowa State, 1980	96
------------------------	----

TOTAL PLAYS

Game	
1. Boise State, 2013	109
2. UNLV, 1982	103
3. Utah, 1990	101
4. vs. Washington St., 2013	97
Fullerton State, 1984	97
6. at Utah, 1972	96
New Mexico, 1986	96
New Mexico, 1990	96
9. Boise State, 2017	95
10. Toledo, 2019	90

Game, Fewest

1. Air Force, 11/8/2001	43
-------------------------	----

POINTS SCORED

Game	
1. Emporia State, 1967	77
2. at UTEP, 1973	76
3. at New Mexico, 2013	66
Nevada, 1974	66
5. Savannah State, 2015	65
6. at San Diego State, 2016	63
7. Hawai'i, 1997	63
8. Chattanooga, 1996	61
9. Wyoming, 1913	61
10. at Wyoming, 1922	60

Game, Half

1. UTEP, 1984 (49-7)	49 (2H)
2. Savannah State, 2015 (45-7)	45 (1H)
3. vs. Idaho, 2016 (43-41)	43 (2H)
4. San Diego State, 2016 (42-24)	42 (1H)
at San Jose State, 1997 (42-13)	42 (2H)
at UTEP, 1973 (42-17)	42 (1H)
Emporia State, 1967 (42-0)	42 (2H)

Game, Quarter

1. vs. Idaho, 2016	36 (4Q)
2. at San Jose State, 1997	34 (4Q)
3. New Mexico, 2014	30 (2Q)
4. Nine times (last: at Hawai'i, 2021)	28

Halftime Lead

1. Northern Colorado, 2016 (38-0)	38
Savannah State, 2015 (45-7)	38
BYU, 2000 (38-0)	38
4. Five times (last: at UNLV, 2016 (35-0))	35

TOUCHDOWNS SCORED

Game	
1. at UTEP, 1973	11
Emporia State, 1967	11
3. at San Diego State, 2016	9
Savannah State, 2015	9
at New Mexico, 2013	9
Hawai'i, 1997	9
Nevada, 1974	9
Wyoming, 1913	9
9. Five times (Most recent: New Mexico, 2014)	8

FIRST DOWNS

Game	
1. Toledo, 2019	36
2. at New Mexico, 2013	35
Boise State, 2013	35
4. Boise State, 2017	33
Savannah State, 2015	33
Utah, 1992	33
Idaho, 1992	33
8. New Mexico, 2014	32
Air Force, 2013	32
Emporia State, 1967	32
Wyoming, 1984	32

Game, Fewest

1. Three times	4
----------------	---

RUSHING YARDS

Game	
1. Emporia State, 1967	522
2. UTEP, 1978	475
3. Chattanooga, 1996	462
4. at Utah, 1989	449
5. at BYU, 2001	440
6. West Virginia, 1978	426
7. at New Mexico State, 1949	422
8. New Mexico, 2016	412
9. South Dakota State, 1965	402
10. at South Dakota State, 1996	385

RUSHING ATTEMPTS

Game	
1. West Texas State, 1971	81
2. Utah, 1990	76
3. at Wichita State, 1968	75
4. Utah State, 1977	74
at Oregon State, 1975	74
Wichita State, 1967	74

RUSHING TOUCHDOWNS

Game	
1. Emporia State, 1967	9
2. at New Mexico, 2013	6
at Utah, 1989	6
UTEP, 1974	6
South Dakota State, 1965	6
6. Multiple Times (Most recent: New Mexico, 2016)	5

PASSING YARDS

Game	
1. Hawai'i, 2018	537
2. at Hawai'i, 2021	527
3. UC Davis, 2014	452
4. at Hawai'i, 1987	449
5. vs. Idaho, 2016	445
6. at Boise State, 2014	434
New Mexico, 1983	434
8. vs. Navy, 2005	431
Northern Colorado, 1983	431
10. at New Mexico, 2019	420

PASSES ATTEMPTED

Game	
1. at Boise State, 2014	58
UNLV, 1982	58
3. at BYU, 1980	55
4. Toledo, 9/21/2019	54
Wyoming, 2018	54
at Tulsa, 1988	54
7. Boise State, 2013	53
8. vs. Marshall, 2017	52
at Colorado, 1995	52
West Virginia, 1980	52

PASSES COMPLETED

Game	
1. Boise State, 2013	36
2. at Colorado, 2023	35
2. Hawai'i, 2018	34
Wyoming, 2018	34
4. South Dakota State, 2021	33
Northern Colorado, 1983	33
6. Toledo, 2019	32
Arkansas, 2018	32
West Virginia, 1980	32
9. 11 Times; last: at Middle Tennessee, 2023	31

COMPLETION PERCENTAGE

Game (Since 2000 - Min. 15 atts.)	
1. vs. Colorado, 2006	.870 (20-23)
2. at New Mexico, 2011	.846 (22-26)
3. Wyoming, 2014	.833 (20-24)
4. San Jose State, 2021	.826 (19-23)
5. UNLV, 2006	.821 (23-28)
6. at Hawai'i, 2017	.818 (18-22)
7. San Jose State, 2017	.813 (26-32)
Georgia Southern, 2007	.813 (13-16)
9. Idaho, 2010	.806 (29-36)
10. at Michigan, 2022	.800 (16-20)

INTERCEPTIONS THROWN

Game (Since 2000)	
1. vs. Boston College, 2003	5
2. Air Force, 2007	4
at TCU, 2005	4
at Colorado, 2005	4
at USC, 2004	4
vs. Colorado, 2001	4
7. Multiple times (last vs. Colorado, 2023)	3

TOUCHDOWN PASSES

Game	
1. Nevada, 1974	7
2. at Hawai'i, 2021	5
Hawai'i, 2018	5
vs. Idaho, 2016	5
at San Diego State, 2016	5
Savannah State, 2015	5
Wyoming, 2014	5
at Air Force, 2000	5
at Arizona, 1977	5



Team GAME RECORDS

DEFENSE

TOTAL DEFENSE

Game, Fewest Yards

1. Colorado College, 1948	46
2. New Mexico, 2021	69
3. Weber State, 2006	86
4. Wichita State, 1976	102
5. Wyoming, 1958	125

Game, Fewest Plays

1. at Utah State, 1962	38
2. Colorado College, 1948	41
3. Northern Colorado, 2011	43
4. at Florida, 2018	44
5. at BYU, 1961	46

Game, Fewest Yards Per Play

1. at New Mexico, 2021	1.2
2. Wichita State, 1976	1.6
3. Weber State, 2006	1.8
Arizona State, 1977	1.8
5. New Mexico, 2022	2.1
6. Utah State, 1994	2.3
UTEP, 1994	2.3
New Mexico, 1977	2.3

RUSHING DEFENSE

Game, Fewest Yards

1. Weber State, 2006	-38
2. vs. Washington State, 2013	-10
3. vs. UTSA, 2016	-1
4. New Mexico State, 1982	0
5. Pacific, 1964	1
6. Wichita State, 1976	3
7. vs. Oregon, 1990	7
8. San Diego State, 1983	9

PASSING DEFENSE

Game, Fewest Yards

1. Utah State, 1949	-6
2. at Air Force, 2022	0
at Rice, 1998	0
Air Force, 1988	0
Wichita State, 1967	0
at BYU, 1963	0
7. West Texas State, 1971	7
8. at Air Force, 1981	8
9. at New Mexico, 1962	9

INTERCEPTIONS

Game

1. West Virginia, 1978	6
2. at New Mexico, 2001	5
Fullerton State, 1989	5
at Utah, 1989	5
Wyoming, 1986	5
at Arizona, 1977	5
at Air Force, 1966	5
8. Multiple times (last at Wyoming, 2001)	4

SACKS

Game

1. at New Mexico, 2011	9
vs. Colorado, 1999	9
3. at Utah State, 2021	8
Utah State, 1994	8
at Wyoming, 1991	8
at UTEP, 1989	8
7. Seven Times; last: Western Illinois, 2019	7

TACKLES FOR LOSS

Game (Since 2000)

1. Savannah State, 2015	16
2. at Utah State, 2021	13
at Utah State, 2017	13
at New Mexico, 2011	13
5. Five times (last: Middle Tennessee, 2022)	12

SPECIAL TEAMS

PUNTS

Game

1. at Arizona State, 11/17/1984	11
---------------------------------	----

PUNTING YARDS

Game (Since 2000)

1. San Diego State, 2001	461
2. Minnesota, 2015	446
3. vs. New Mexico, 2022	439
vs. Colorado, 2018	439
5. Boise State, 2011	425
6. at Wyoming, 2010	424

PUNT RETURN YARDS

Game

1. Utah, 10/28/1999	214
---------------------	-----

PUNTS RETURNED

Game

1. New Mexico, 10/20/1990	10
---------------------------	----

PUNTS RETURNS FOR TD

Game

1. Utah, 10/28/1999	2
---------------------	---

KICKOFFS RETURNED

Game

1. at Minnesota (9/10/2005)	10
-----------------------------	----

KICKOFF RETURN YARDS

Game

1. at Air Force, 10/9/2010	263
----------------------------	-----

FIELD GOALS

Game

1. San Jose State, 2021	6
2. at Toledo, 2021	5
at New Mexico, 2021	5
at Virginia, 2002	5
West Virginia, 1978	5
6. 11 times; last vs. Boise State, 2021	4

PENALTIES

Game (Since 2002)

1. at Colorado, 2023	17
2. at Nevada, 2022	14
3. at San Jose State, 2022	13
4. at Hawaii, 2013	12
at Utah State, 2015	12
Hawaii, 2018	12
7. Nine times (last vs. Vanderbilt, 2021)	11

PENALTY YARDS

Game (Since 2002)

1. at Colorado, 2023	187
2. at Nevada, 2022	136
3. UNLV, 2019	129
4. Cal Poly, 2013	123
5. at Colorado, 2017	120
Hawaii, 2018	120
7. at New Mexico, 2019	117



Individual GAME RECORDS

PASSING

PASS ATTEMPTS

Game		
1.	Garrett Grayson, at Boise State (9/6/2014)	58
	Terry Nugent, UNLV (11/6/1982)	58
3.	Collin Hill, Wyoming (10/26/2018)	54
4.	Garrett Grayson, Boise State (11/2/2013)	53
5.	Patrick O'Brien, Toledo (9/21/2019)	52
	Steve Fairchild, West Virginia (9/13/1980)	52
	Nick Stevens, vs. Marshall (12/16/2017)	52
8.	Garrett Grayson, vs. Washington St. (12/21/2013)	51
	Grant Stucker at BYU (9/26/2009)	51
10.	K.J. Carta-Samuels, Hawaii (8/25/2018)	50
	Steve Fairchild, at Arizona (9/20/1980)	50

PASS COMPLETIONS

Game		
1.	Garrett Grayson, Boise State (11/2/2013)	36
2.	B. Fowler-Nicolosi, at Colorado (9/16/2023)	34
	Collin Hill, Wyoming (10/26/2018)	34
	K.J. Carta-Samuels, Hawaii (8/25/2018)	34
5.	Patrick O'Brien, Toledo (9/21/2019)	32
	K.J. Carta-Samuels, Arkansas (9/8/2018)	32
7.	Garrett Grayson, at Boise State (9/6/2014)	31
	Garrett Grayson, vs. Washington St. (12/21/2013)	31
	Grant Stucker, at BYU (9/26/2009)	31
	Moses Moreno, Air Force (11/2/1996)	31
	Scooter Molander, at Hawaii (11/7/1987)	31

PASSING YARDS

Game		
1.	K.J. Carta-Samuels, Hawaii (8/25/2018)	537
2.	Todd Centeio, at Hawaii (11/20/2021)	527
3.	Scooter Molander, at Hawaii (11/7/1987)	449
4.	Nick Stevens, vs. Idaho (12/22/2016)	445
5.	Garrett Grayson, Boise State (9/6/2014)	434
	Terry Nugent, New Mexico (10/29/1983)	434
7.	Garrett Grayson, UC-Davis (9/13/2014)	425
8.	Patrick O'Brien, Toledo (9/21/2019)	420
9.	Justin Holland, Wyoming (10/22/2005)	419
10.	Terry Nugent, Northern Colorado (11/5/1983)	418

COMPLETION PERCENTAGE

Game (Min. 15 atts.)		
1.	Caleb Hanie, Colorado (9/9/2006)	.870 (20-23)
2.	Garrett Grayson, Wyoming (10/25/2014)	.857 (18-21)
3.	Pete Thomas, at New Mexico (9/3/2011)	.846 (22-26)
4.	Todd Centeio, San Jose St. (10/9/2021)	.826 (19-23)
	Moses Moreno, San Jose St. (10/19/1996)	.826 (19-23)
6.	Caleb Hanie, UNLV (10/07/2006)	.821 (23-28)
7.	Terry Nugent, at UTEP (10/22/1983)	.819 (14-18)
8.	Conner Smith, at SDSU (10/13/2012)	.818 (18-22)
	Nick Stevens, at Hawai'i (9/30/2017)	.818 (18-22)
10.	Caleb Hanie, Georgia Sou. (11/17/2007)	.813 (13-16)
	Nick Stevens, San Jose State (11/18/2017)	.813 (26-32)

TOUCHDOWN PASSES

Game		
1.	Mark Driscoll, Nevada (10/19/1974)	6
2.	Todd Centeio, at Hawaii (11/20/2021)	5
	K.J. Carta-Samuels, Hawaii (8/25/2018)	5
	Nick Stevens, vs. Idaho (12/22/2016)	5
	Nick Stevens, Savannah State (9/5/2015)	5
	Garrett Grayson, Wyoming (10/25/2014)	5
	Matt Newton, at Air Force (11/11/2000)	5
	Dan Graham, at Arizona (11/5/1977)	5

LONGEST PASS

1.	D. Graham to R. Harris, N. Colorado (9/24/1977)	94
2.	P. O'Brien to W. Jackson, at UNM (10/11/2019)	87
	K. Verdugo to G. Primus, UTEP (9/22/1990)	87
3.	B. Van Pelt to D. Anderson, Miami (OH) (9/20/2003)	86
4.	B. Van Pelt to J. Dreesen, at California (9/06/2003)	85
	M. Moreno to G. Turner, at Oregon (9/14/1996)	85
	M. Moreno to P. Turner, UTEP (11/04/1995)	85
7.	C. Hanie to D. Morton, at UNLV (10/20/2007)	83
	C. Hanie to D. Morton, at Air Force (10/12/2006)	83
9.	J. Holland to D. Anderson, Wyoming (10/22/2005)	82
10.	B. Van Pelt to J. Cuppari, at SDSU (11/16/2002)	80
	M. Moreno to J. Calhoun, Chattanooga (8/31/1996)	80
	S. Molander to T. Branch, at BYU (10/8/1988)	80
	J. Callahan to R. McClary, at Colorado (10/13/1956)	80

CONSECUTIVITY

Completions		
1.	K.J. Carta-Samuels vs. Arkansas, 2018	14
	Caleb Hanie vs. Colorado, 2006*	14
	Justin Holland vs. Navy, 2005	14
4.	B. Fowler-Nicolosi, at Middle Tennessee, 2023	12
	Todd Centeio, San Jose State, 2021*	12
	Nick Stevens at Hawaii, 2017	12
	Justin Holland vs. New Mexico, 2005*	12
8.	B. Fowler-Nicolosi, at Colorado, 2023	10
	Clay Millen at Michigan, 2022	10
	Clay Millen vs. Wyoming, 2022	10
	Nick Stevens vs. SJSU, 2017	10
	Garrett Grayson vs. New Mexico, 2014	10
	Connor Smith, at SDSU, 2012	10

*Start of the game

RECEIVING

RECEPTIONS

Game		
1.	Tory Horton, at Colorado (9/16/2023)	16
2.	Jeff Champine, New Mexico (10/29/1983)	14
3.	Trey McBride, South Dakota State (9/3/2021)	13
	Michael Gallup, at Air Force (11/12/2016)	13
	Michael Gallup, Nevada (10/14/2017)	13
6.	Warren Jackson, Toledo (9/21/2019)	12
	Preston Williams, at Air Force (11/22/2018)	12
	Preston Williams, Arkansas (9/8/2018)	12
	Rashard Higgins, at Air Force (11/28/2014)	12
	David Anderson, at Colorado (9/3/2005)	12
	David Anderson, BYU (10/2/2004)	12
	Keli McGregor, Air Force (9/3/1983)	12
	Jeff Champine, Northern Colorado (11/5/1983)	12
	Jeff Champine, Mississippi State (10/10/1981)	12

RECEIVING YARDS

Game		
1.	Olabisi Johnson, vs. Idaho (12/22/2016)	265
2.	Michael Gallup, Nevada (10/14/2017)	263
3.	Greg Primus, Hawaii (09/28/1991)	256
4.	Preston Williams, at Air Force (11/22/2018)	248
5.	David Anderson, BYU (10/2/2004)	232
6.	Willie Miller, at Arizona State (11/23/1974)	230
7.	Jeff Champine, Northern Colorado (11/5/1983)	219
8.	Warren Jackson, at New Mexico (10/11/2019)	214
9.	Michael Gallup, at Air Force (11/12/2016)	213
10.	Michael Gallup, at Hawai'i (9/30/2017)	212

TOUCHDOWN RECEPTIONS

Game		
1.	Rashard Higgins, Tulsa (10/4/2014)	4
2.	Tory Horton, Middle Tennessee (9/10/2022)	3
	Preston Williams, at Air Force (11/22/2018)	3
	Michael Gallup, vs. Idaho (12/22/2016)	3
	Michael Gallup, at San Diego State (11/26/2016)	3
	Michael Gallup, Nevada (10/14/2017)	3
	Rashard Higgins, UNLV (11/14/2015)	3
	Willie Miller, Nevada (10/19/1974)	3
	Kory Sperry, Colorado (9/1/2007)	3
	Dustin Osborn, at Minnesota (9/10/2005)	3
	Greg Primus, UTEP (10/10/92)	3
	Cecil Stockdale, at Wyoming (9/29/1979)	3

RUSHING ATTEMPTS

Game		
1.	Steve Bartalo, Air Force (10/19/1985)	47
	Steve Bartalo, New Mexico (10/12/1985)	47
3.	Steve Bartalo, at Iowa State (10/24/1983)	43
4.	Alvin Lewis, Utah State (11/26/1977)	41
5.	Kyle Bell, Colorado (09/01/2007)	40
6.	Calvin Branch, San Diego St. (10/26/1996)	39
	Steve Bartalo, Colorado (09/06/1986)	39
	Steve Bartalo, at UTEP (11/22/1986)	39
	Lawrence McCutcheon, BYU (11/07/1970)	39
10.	Kapri Bibbs, Nevada (11/09/2013)	38
	Calvin Branch, Wyoming (11/16/1996)	38
	Steve Bartalo, at UTEP (10/22/1983)	38

RUSHING YARDS

Game		
1.	Kapri Bibbs, Nevada (11/09/2013)	312
2.	Tony Alford, at Utah (10/28/1989)	310
3.	Kapri Bibbs, at New Mexico (11/16/2013)	291
4.	Gartrell Johnson, vs. Fresno State (12/20/2008)	285
5.	Chris Nwoke, Air Force (11/26/2011)	269
6.	Kevin McDougal, vs. New Mexico (12/06/1997)	255
7.	Marvin Kinsey, Jr., Toledo (9/21/2019)	246
8.	Henri Childs, at BYU (11/01/2001)	237
9.	Chris Nwoke, San Diego State (11/12/2011)	232
10.	Dee Hart, New Mexico (11/22/2004)	230

RUSHING TOUCHDOWNS

Game (Since 2000)		
1.	Kapri Bibbs, at New Mexico (11/16/2013)	6
2.	Dee Hart, New Mexico (11/22/2014)	5
3.	Kapri Bibbs, Nevada (11/9/2013)	4
	Dee Hart, at San Jose State (11/1/2014)	4
5.	12 times (last: Kapri Bibbs, vs. Wash. St. (12/21/2013)	3

LONGEST SCORING RUN

1.	Cecil Sapp, at Air Force (11/11/2000)	89
2.	Wayne Schneider, BYU (10/04/1958)	86
3.	Kapri Bibbs, Nevada (11/09/2013)	85
4.	Wayne Schneider, at Colorado (11/22/1958)	83
5.	Eddie Hanna, at Denver (10/09/1948)	83
6.	Duan Ruff, Tulsa (10/10/1998)	80
	Damon Washington, Chattanooga (08/31/1996)	80
	Tony Alford, Hawaii (10/21/1989)	80
	Leonice Brown, at LSU (09/26/1992)	80
	Jack Christiansen, at Denver (09/23/1950)	80

LONGEST NON-SCORING RUN

1.	Kim Jones, at UTEP (10/27/1973)	78
2.	Damon Washington, at Tulsa (10/12/1996)	73
3.	Donnell Alexander, at Hawai'i (10/26/2013)	70
4.	Leonice Brown, Utah State (9/10/1994)	69
5.	Avery Morrow, Hawaii (10/22/2022)	67
	Chris Nwoke, San Diego State (11/12/2011)	67
7.	Kevin McDougal, Air Force (11/18/1999)	66
8.	Dante Wright, at New Mexico (10/11/2019)	64
	Cecil Sapp, at BYU (10/24/2002)	64
10.	Anthony Hill, Utah (10/22/1994)	62



Individual GAME RECORDS

TOTAL OFFENSE

YARDS

Game	
1. K.J. Carta-Samuels, Hawaii (8/25/2018)	562
2. Todd Centeio, at Hawaii (11/20/2021)	544
3. Nick Stevens, vs. Idaho (12/22/2016)	450
4. Garrett Grayson, Boise State (11/02/2013)	445
5. Patrick O'Brien, Toledo (9/21/2019)	432
6. Garrett Grayson, UC-Davis (09/13/2014)	431
7. Garrett Grayson, at Boise State (09/06/2014)	428
8. Garrett Grayson, Air Force (11/30/2013)	421
9. Bradlee Van Pelt, Colorado (08/30/2003)	416
10. Scooter Molander, at Hawaii (11/07/1987)	413

TOUCHDOWNS

Game	
1. Kapri Bibbs, at New Mexico (11/16/2013)	6
Dee Hart, New Mexico (11/22/2014)	6
3. Dee Hart, at San Jose State (11/01/2014)	4
Rashard Higgins, Tulsa (10/04/2014)	4
Kapri Bibbs, Nevada (11/09/2013)	4
Todd Yert, vs. Cal State Fullerton (9/16/1989)	4
Todd Yert, at Hawaii (10/7/1987)	4
Steve Bartalo, vs. Northern Colorado (9/20/1986)	4
Steve Bartalo, at UTEP (10/10/1984)	4

SPECIAL TEAMS

FIELD GOALS, MADE

Game	
1. Cayden Camper vs. San Jose State (10/9/2021)	6
2. Cayden Camper at Toledo (9/18/2021)	5
Cayden Camper at New Mexico (10/16/2021)	5
Jeff Babcock at Virginia (8/22/2002)	5
Mickey Barilla vs. West Virginia (11/18/1978)	5

LONGEST FIELD GOALS MADE

1. Clark Kemble, Arizona (1975)	63
2. Steve DeLine, Air Force (1985)	60
3. Clark Kemble, BYU (1974)	59
4. Steve DeLine, Wyoming (1986)	58
5. Wyatt Bryan, Arkansas (2018)	55
Peter Rantzau, at Air Force (1992)	55

LONGEST PUNT

1. Jeff Babcock, New Mexico (10/30/2004)	89
2. Andy Tejeda, at Air Force (9/27/1986)	88
3. Glen Davis, Utah (10/29/1927)	83
4. Ryan Stonehouse, Vanderbilt (9/11/2021)	81
5. Preston Loos, at San Jose St. (10/11/1997)	79
Mike McGee, Oregon (9/4/1993)	79
7. Larry Barnes, at Denver (11/17/1956)	77
Pete Kontodiakos, Nevada (09/19/2009)	76
9. Pete Kontodiakos, at Air Force (09/29/2012)	73
Joey Huber, Louisville (12/29/2000)	73

LONGEST PUNT RETURNS

1. Robert Ruiz, at San Diego State (11/26/2016)	91*
2. Glen Davis, at Denver (10/16/1926)	90*
3. Dallas Davis, Utah (10/28/1999)	89*
Jack Christiansen, at Colorado (11/20/1948)	89*
5. Jake Green, at Air Force (10/3/70)	88*
6. Darran Hall, Missouri (12/29/1997)	85*
7. Greg Myers, at San Diego State (11/25/1995)	84*
8. Greg Myers, at Utah State (10/7/1995)	82*
9. Geoff Turner, Hawaii (10/4/1997)	80*
10. Dallas Davis, at UNLV (11/27/1999)	77

* Resulted in touchdown

LONGEST KICK RETURNS

1. Ron Harris, BYU (1977)	100*
Dexter Wynn, at SDSU (2000)	100*
3. Anthony Hawkins, UNLV (11/2/2019)	99*
Jordon Vaden, Savannah State (2015)	99
Sanjay Beach, at Texas Tech (1987)	99*
6. Kobe Johnson, Washington State (2023)	98*
7. Jake Green, at W. Virginia (1970)	97*
8. Johnny Square, at Houston (1972)	96*
Calvin Branch, Colorado (1996)	96*
10. Gil Sanford, UTEP (1970)	95*
Dexter Wynn, at Wyoming (2001)	95*

* Resulted in touchdown

DEFENSE

TOTAL TACKLES

Game	
1. Jeff Harper, Wyoming (9/11/1982)	32
2. Eric Tippeconnic, at Arkansas (9/29/1990)	27
3. Karl Ballard, at Air Force (9/16/1995)	23
Kevin McLain, BYU (9/20/1975)	23
5. Kevin McDougal, at Nebraska (9/28/1996)	22
Otis Hamilton, at Arkansas (9/29/1990)	22
Gary Thompson, at Colorado (9/9/1989)	22
8. Andy Byrne, at Arkansas (9/29/1990)	21
Dale Carr, at Arizona State (11/17/1984)	21
10. Max Morgan, at Utah State (11/23/2013)	20
Adam Lancisero, at Utah (11/06/2004)	20
Karl Ballard, BYU (10/15/2005)	20
Kevin Sheesley, Mississippi State (10/10/1981)	20

TACKLES FOR LOSS

Game	
1. Mike Bell, Arizona State (11/19/1977)	6.0
2. Brady Smith, BYU (9/30/1995)	5.0
Brady Smith, Utah State (9/10/1994)	5.0
Keith Pitts, at Iowa State (9/24/1983)	5.0
Kevin Sheesley, UNLV (9/27/1980)	5.0
Mike Bell, Wyoming (10/28/1978)	5.0
7. Nordly Capi, at New Mexico (9/3/2011)	4.5
Guy Miller, UNLV (10/16/2010)	4.5
9. 25 Times; last: M. Kamara at Nevada (10/7/2022)	4.0

SACKS

Game	
1. Guy Miller, UNLV (10/16/2010)	4.5
2. Brady Smith, BYU (9/30/1995)	4.0
Mike Bell, Arizona State (11/19/1977)	4.0
4. Ellison Hubbard, Western Illinois (9/7/2019)	3.5
Joe Kawulok, Tulsa (10/4/2014)	3.5
Nordly Capi, New Mexico (9/3/2011)	3.5
7. Manny Jones, at Wyoming (11/22/2019)	3.0
Kevin Davis, UTSA (9/17/2016)	3.0
Martavius Foster, Savannah State (9/5/2015)	3.0
Shaquil Barrett, UTEP (9/28/2013)	3.0
Cory James, Colorado (9/1/2012)	3.0
Greg Pollard, New Mexico State (10/2/1999)	3.0
Joey Porter, UNLV (9/26/1998)	3.0
Steve Hodge, Oregon (9/4/1993)	3.0
Matt Rood, at New Mexico (11/21/1992)	3.0

LONGEST INTERCEPTION RETURN

1. Ray Jackson, at UTEP (11/13/1993)	100*
2. Zac Bryson, at UNLV (10/20/2007)	99*
3. Nick Oppenneer, at New Mexico (11/21/2009)	97*
4. Ray Jackson, at Utah State (10/07/1995)	92*
5. Orby Chamblee, at UNLV (11/17/1979)	90*
6. Albert "Red" White, at Wyoming (11/07/1931)	88*
7. Glenn Davis, Northern Colorado (10/06/1928)	85*
8. Andre Strode, BYU (9/18/1993)	84*
9. George Polka, Emporia State (11/18/1967)	78
10. DeAndre Elliott, Hawai'i (10/27/2012)	76*
Gene Spencer, Utah (11/11/1950)	76*

* Resulted in touchdown

FUMBLES RETURNED FOR TD

1. Mychal Sisson, at San Diego State (11/06/2010)	88
2. Sean Moran, at Arizona (10/08/1994)	77
3. Max Morgan, at Hawai'i (10/27/2013)	73
4. Mohamed Kamara, Air Force (11/16/2019)	54
Rhett Nelson, New Mexico (11/23/2002)	54
6. Jason Gallimore, Wyoming (11/16/2000)	52
7. Mukendi Wa-Kalonji, at Nevada (10/7/2022)	50
8. Matt Rupp, Air Force (10/13/2007)	48
9. Shaq Bell, UNLV (10/10/2012)	30
10. Jeff Babcock, at Air Force (10/31/2002)	29
11. Bryan Save, at BYU (11/01/2001)	28
12. Brandon Cathy, UNLV (11/13/2004)	26
13. Mychal Sisson, BYU (11/01/2008)	20
14. Erik Olson, Hawaii (10/04/1997)	18
15. Patrick Goodpaster, at BYU (10/19/2003)	16
16. Shaquil Barrett, at Utah State (09/24/2011)	15
17. Ron Cortell, Southern Miss (11/09/1985)	11
18. Mohamed Kamara, at M. Tenn. (9/23/2023)	5
19. Willie Taylor, at SMU (11/14/1998)	0
Fred Boeger, UTEP (11/23/1968)	0
Kevin Davis, Savannah State (9/5/2015)	0



Drive SUMMARIES

Sept. 2 vs. Washington State	Qtr.	Time	Plays	Yds.	Elapsed
Noyes 38 kick	1	9:27	12	55	4:29
Fowler-Nicolosi to Ross-Simmons, 75 pass	4	11:12	1	75	0:10
Fowler-Nicolosi to Holker, 20 pass	4	5:57	11	74	3:38

Sept. 16 at Colorado	Qtr.	Time	Plays	Yds.	Elapsed
Horton to Holker, 30 pass	1	7:12	3	75	0:57
Fowler-Nicolosi to Brown, 15 pass	2	4:08	14	89	7:27
Fowler-Nicolosi to Holker, 35 pass	4	11:22	7	76	2:56

Sept. 23 at Middle Tennessee	Qtr.	Time	Plays	Yds.	Elapsed
Noyes 32 kick	1	9:26	13	67	4:06
Pooler to Holker, 24 pass	1	5:03	6	57	1:59
Fowler-Nicolosi to Horton, 7 pass	3	8:20	7	80	3:09
Fowler-Nicolosi to Horton, 7 pass	4	11:34	13	76	6:42

Sept. 30 vs. Utah Tech	Qtr.	Time	Plays	Yds.	Elapsed
-	-	-	-	-	-

Oct. 6 at Utah State	Qtr.	Time	Plays	Yds.	Elapsed
-	-	-	-	-	-

Oct. 14 vs. Boise State	Qtr.	Time	Plays	Yds.	Elapsed
-	-	-	-	-	-

Oct. 21 at UNLV	Qtr.	Time	Plays	Yds.	Elapsed
-	-	-	-	-	-

Oct. 28 vs. Air Force	Qtr.	Time	Plays	Yds.	Elapsed
-	-	-	-	-	-

Nov. 3 at Wyoming	Qtr.	Time	Plays	Yds.	Elapsed
-	-	-	-	-	-

Nov. 11 vs. San Diego State	Qtr.	Time	Plays	Yds.	Elapsed
-	-	-	-	-	-

Nov. 18 vs. Nevada	Qtr.	Time	Plays	Yds.	Elapsed
-	-	-	-	-	-

Nov. 25 at Hawaii	Qtr.	Time	Plays	Yds.	Elapsed
-	-	-	-	-	-

Special Teams, Defensive, and Overtime Scores Excluded

DRIVE SUPERLATIVES

Longest TD Drive (Yards)	89 yards (14 plays) - Fowler-Nicolosi to Brown (Colorado)
--------------------------	---

Shortest TD Drive (Yards)	57 yards (6 plays) - Pooler to Holker (Middle Tennessee)
---------------------------	--

Longest TD Drive (Time)	7:27 - Fowler-Nicolosi to Brown (Colorado)
-------------------------	--

Shortest TD Drive (Time)	0:10 - Fowler-Nicolosi to Ross-Simmons (Wazzu)
--------------------------	--

Most Plays on TD Drive	14 plays - Fowler-Nicolosi to Brown (Colorado)
------------------------	--

Fewest Plays on TD Drive	1 play - Fowler-Nicolosi to Ross-Simmons (Wazzu)
--------------------------	--

GAME-OPENING DRIVES

-----CSU-----					-----OPP-----				
	Plays	Yds.	TOP	Result		Plays	Yds.	TOP	Result
Washington State	12	55	4:29	FG	4	11	1:04	Punt	
at Colorado	3	-17	1:46	Punt	3	-1	1:02	INT	
at Middle Tenn.	13	67	4:06	FG	5	17	1:28	Punt	
Utah Tech	-	-	-	-	-	-	-	-	-
at Utah State	-	-	-	-	-	-	-	-	-
Boise State	-	-	-	-	-	-	-	-	-
at UNLV	-	-	-	-	-	-	-	-	-
Air Force	-	-	-	-	-	-	-	-	-
at Wyoming	-	-	-	-	-	-	-	-	-
San Diego State	-	-	-	-	-	-	-	-	-
Nevada	-	-	-	-	-	-	-	-	-
at Hawaii	-	-	-	-	-	-	-	-	-

SECOND HALF-OPENING DRIVES

-----CSU-----					-----OPP-----				
	Plays	Yds.	TOP	Result		Plays	Yds.	TOP	Result
Washington State	3	2	1:04	Punt	6	70	2:38	TD	
at Colorado	6	53	2:21	Fumble	3	-1	1:45	Punt	
at Middle Tenn.	3	-6	0:57	Punt	4	20	2:29	Punt	
Utah Tech	-	-	-	-	-	-	-	-	-
at Utah State	-	-	-	-	-	-	-	-	-
Boise State	-	-	-	-	-	-	-	-	-
at UNLV	-	-	-	-	-	-	-	-	-
Air Force	-	-	-	-	-	-	-	-	-
at Wyoming	-	-	-	-	-	-	-	-	-
San Diego State	-	-	-	-	-	-	-	-	-
Nevada	-	-	-	-	-	-	-	-	-
at Hawaii	-	-	-	-	-	-	-	-	-



Game RECAPS

GAME 1



SCORE	1	2	3	4	OT	FINAL
Washington State	7	10	12	21	-	50
Colorado State	3	0	0	21	-	24

GAME DETAILS

Date	Sept. 2, 2023
Kick Time	5:08 p.m.
Stadium	Canvas Stadium
Location	Fort Collins, Colo.
Attendance	31,497

FORT COLLINS — Colorado State's inability to generate much positive on offense was the story of the game as the Rams fell to visiting Washington State to open the 2023 season.

WSU quarterback Cam Ward was pressured very little most of the evening as he threw for 451 yards while also showing his elusiveness on the ground by leading the Cougars with 40 rushing yards.

The Rams, largely expected to have one of the top defenses in the Mountain West this season, allowed 11 third down conversions on 17 tries as the Cougars piled up 556 yards of total offense.

In the third quarter, CSU starting quarterback Clay Millen was knocked out of the contest giving way to redshirt freshman Brayden Fowler-Nicolosi. Fowler-Nicolosi proved to be an offensive spark as he led the Rams to three fourth-quarter touchdowns including a 75-yard completion to sophomore Justus Ross-Simmons.

GAME BREAKDOWN

	WSU	CSU
FIRST DOWNS	30	18
Rushing	8	2
Passing	21	16
Penalty	1	0
NET YARDS RUSHING	90	37
Rushing Attempts	37	20
Average Per Rush	2.4	1.8
Rushing Touchdowns	3	0
Yards Gained Rushing	132	50
Yards Lost Rushing	42	13
NET YARDS PASSING	466	320
Completions-Attempts-Int	38-50-0	28-44-2
Average Per Attempt	9.3	7.3
Average Per Completion	12.3	11.4
Passing Touchdowns	3	2
TOTAL OFFENSE YARDS	556	357
Total offense plays	87	64
Average Gain Per Play	6.4	5.6
Fumbles: Number-Lost	4-2	0-0
Penalties: Number-Yards	3-20	4-40
PUNTS-YARDS	3-133	5-243
Average Yards Per Punt	44.3	48.6
Net Yards Per Punt	38.7	42.4
Inside 20	0	2
50+ Yards	1	2
Touchbacks	1	0
Fair catch	1	1
KICKOFF-YARDS	8-518	4-245
Average Yards Per Kickoff	64.8	61.2
Net Yards Per Kickoff	30.6	41.2
Touchbacks	7	3
Fair Catch Yards	0	0
Punt returns: Number-Yards-TD	3-31-0	1--3-0
Average Per Return	10.3	-3.0
Kickoff returns: Number-Yds-TD	1-5-0	1-98-1
Average Per Return	5.0	98.0
Interceptions: Number-Yds-TD	2-37-1	0-0-0
Fumble Returns: Number-Yds-TD	0-0-0	0-0-0
Miscellaneous Yards	0	0
Possession Time	37:28	22:32
1st Quarter	07:41	07:19
2nd Quarter	11:23	03:37
3rd Quarter	08:06	06:54
4th Quarter	10:18	04:42
Third-Down Conversions	11-17	5-14
Fourth-Down Conversions	0-2	1-3
Red-Zone Scores-Chances	5-7	2-2
Touchdowns	5-7	1-2
Field goals	0-7	1-2
Sacks By: Number-Yards	1-11	3-17
PAT Kicks	5-5	3-3
2Pts Conversions	0-2	0-0
Field Goals	1-1	1-1
Points off Turnover	13	0

GAME NOTES

- **First-time Rams:** Saturday, 24 players saw their first game action at CSU: Kobe Johnson, Dallin Holker, Vince Brown II, Dylan Goffney, Saveyon Henderson, Oliver Jervis, Cameron Cooper, Andrew Cannon, Drew Moss, Nuer Gatkouth, Tony Pierce Jr., Marshon Oxley, Tramayne Mejia-Paster, TJ Crandall, Ron Hardge III, Dom Jones, Tyrell Grayson Jr., Jaylen Gardner, Dominic Morris, Jordan Noyes, Jake Dennis, Trey Vincent, Matt Thomas, Kennedy McDowell.
- **Bringing the heat:** The 88 degree temperature at kickoff made it the third-hottest home game in CSU football history.
- **Attendance:** 31,497; fifth-largest attendance for a home-opener in CSU history.
- **To the House:** Kobe Johnson's fourth quarter kickoff return went 98 yards for the score, and the first KOR for a touchdown since 2019. Johnson originally touched the ball with his foot in the endzone, but he bobbled the catch before recovering at the 2.
- **No Rookie No More:** Sophomore receiver Justus Ross-Simmons continued his strong end of 2022 with a great start to 2023, recording his first career 100-yard game

SCORING SUMMARY

Qtr	Time	Team	Scoring Play	Pl.	TOP Score
1st	9:27	CSU	J. Noyes 38 yd FG	12-55	4:29 0-3
1st	7:35	WSU	C. Ward 1 yd rush (D. Janikowski kick)	7-75	1:52 7-3
2nd	11:34	WSU	K. Williams 3 yd pass from C. Ward (D. Janikowski kick)	13-63	5:16 14-3
2nd	0:00	WSU	D. Janikowski 55 yd FG	4-7	1:45 17-3
3rd	11:18	WSU	J. Mateer 3 yd rush (L. Victor rush failed)	6-70	2:38 23-3
3rd	10:50	WSU	J. Hicks 37 yd interception return (L. Victor rush failed)	0:28	- 29-3
4th	14:50	WSU	N. Watson 12 yd pass from C. Ward (D. Janikowski kick)	9-68	3:20 36-3
4th	14:38	CSU	K. Johnson 98 yd kickoff return (J. Noyes kick)	0:00	- 36-10
4th	11:22	WSU	J. Kelly 25 yd pass from C. Ward (D. Janikowski kick)	7-75	3:16 43-10
4th	11:12	CSU	J. Ross-Simmons 75 yd pass from B. Fowler-Nicolosi (J. Noyes kick)	1-75	0:10 43-17
4th	5:57	CSU	D. Holker 20 yd pass from B. Fowler-Nicolosi (J. Noyes kick)	11-74	3:38 43-24
4th	0:42	WSU	J. Mateer 1 yd rush (D. Janikowski kick)	9-46	5:13 50-24

STATISTICS LEADERS

Colorado State

PASSING	C-A-I	Yds	TD	LG	SACK
Clay Millen	15-24-1	110	0	16	1
B. Fowler-Nicolosi	13-20-1	210	2	75	0
Totals	28-44-2	320	2	75	1

RUSHING	No.	Gain	Loss	Net	TD	LG	Avg.
Avery Morrow	11	29	0	29	0	6	2.6
Kobe Johnson	7	18	2	16	0	5	2.3
Clay Millen	2	3	11	-8	0	3	-4.0
Totals	20	50	13	37	0	6	1.8

RECEIVING	TGT	No.	Yds	YAC	TD	LG
Tory Horton	13	9	81	55	0	12
J. Ross-Simmons	7	5	123	99	1	75
Dallin Holker	7	5	47	2	1	20
Louis Brown	9	4	35	28	0	17
Vince Brown II	3	2	18	3	0	11
Dawson Menegatti	1	1	17	10	0	17
Kobe Johnson	1	1	3	9	0	3
Avery Morrow	2	1	-4	1	0	0
Dylan Goffney	1	0	0	0	0	0
Totals	44	28	320	207	2	75

Washington State

PASSING	C-A-I	Yds	TD	LG	SACK
Cameron Ward	37-49-0	451	3	50	3
John Mateer	1-1-0	15	0	15	0
Totals	38-50-0	466	3	50	3

RUSHING	No.	Gain	Loss	Net	TD	LG	Avg.
Cameron Ward	13	63	23	40	1	22	3.1
John Mateer	4	16	0	16	2	10	4.0
Nakia Watson	7	20	5	15	0	7	2.1
Dylan Paine	4	14	0	14	0	5	3.5
Jaylen Jenkins	7	15	4	11	0	6	1.6
D. Schlenbaker	1	4	0	4	0	4	4.0
Kyle Williams	1	0	10	-10	0	0	-10.0
Totals	37	132	42	90	3	22	2.4

RECEIVING	TGT	No.	Yds	YAC	TD	LG
Lincoln Victor	14	11	168	100	0	50
Josh Kelly	8	7	97	33	1	25
Carlos Hernandez	5	5	58	42	0	19
Kyle Williams	6	4	31	17	1	13
Cooper Mathers	4	3	40	29	0	26
DT Sheffield	4	3	19	8	0	15
Totals	50	38	466	269	3	50



Game RECAPS

GAME 2



SCORE	1	2	3	4	OT	FINAL
Colorado State	14	7	0	7	7	35
Colorado	14	0	0	14	15	43

Boulder, Colo. — Colorado State's built an 11-point lead with 11 minutes to go in the fourth quarter but was unable to hold on in the 92nd playing of the Rocky Mountain Showdown.

Quarterback Brayden Fowler-Nicolosi threw for a Norvell-era high 367 yards as three receivers eclipsed 100 yards in the game for the first time in program history. It was the first real sign of the Air Raid offense in 14 games under head coach Jay Norvell, a welcome sign for Ram fans.

Fowler-Nicolosi completed 34 passes, the second-best mark in program history, and wide receiver Tory Horton caught a school-record 16 passes, surpassing Jeff Champine's 1983 mark of 14.

The Rams dominated the game for the majority, but the Buffaloes responded with a seven-play, 98-yard drive in the final two minutes to climb within two and converted the two-point conversion to force the overtime period.

Colorado State was flagged a school record 17 times for 187 yards in the defeat.

GAME BREAKDOWN

	CSU	CU
FIRST DOWNS	24	24
Rushing	5	5
Passing	17	15
Penalty	2	4
NET YARDS RUSHING	102	70
Rushing Attempts	39	25
Average Per Rush	2.6	2.8
Rushing Touchdowns	0	0
Yards Gained Rushing	117	114
Yards Lost Rushing	15	44
NET YARDS PASSING	397	348
Completions-Attempts-Int	35-48-3	38-47-1
Average Per Attempt	8.3	7.4
Average Per Completion	11.3	9.2
Passing Touchdowns	4	4
TOTAL OFFENSE YARDS	499	418
Total offense plays	87	72
Average Gain Per Play	5.7	5.8
Fumbles: Number-Lost	2-1	2-1
Penalties: Number-Yards	17-182	10-87
PUNTS-YARDS	6-253	5-242
Average Yards Per Punt	42.2	48.4
Net Yards Per Punt	42.2	42.8
Inside 20	1	2
50+ Yards	0	3
Touchbacks	0	0
Fair catch	1	1
KICKOFF-YARDS	5-333	6-379
Average Yards Per Kickoff	66.6	63.2
Net Yards Per Kickoff	42.4	37.5
Touchbacks	3	2
Fair Catch Yards	0	50
Punt returns: Number-Yards-TD	2-28-0	0-0-0
Average Per Return	14.0	0.0
Kickoff returns: Number-Yds-TD	2-54-0	2-46-0
Average Per Return	27.0	23.0
Interceptions: Number-Yds-TD	1-0-0	3-80-1
Fumble Returns: Number-Yds-TD	1-45-1	0-0-0
Miscellaneous Yards	0	0
Possession Time	34:37	25:23
1st Quarter	09:22	05:38
2nd Quarter	10:41	04:19
3rd Quarter	05:36	09:24
4th Quarter	08:58	06:02
Third-Down Conversions	10-20	4-13
Fourth-Down Conversions	0-1	0-0
Red-Zone Scores-Chances	2-5	4-4
Touchdowns	3-5	2-4
Field goals	0-5	2-4
Sacks By: Number-Yards	4-37	3-8
PAT Kicks	5-5	3-3
2Pts Conversions	0-0	2-2
Field Goals	0-1	2-3
Points off Turnover	7	10

GAME DETAILS

Date	Sept. 16, 2023
Kick Time	8:21 p.m.
Stadium	Folsom Field
Location	Boulder, Colo.
Attendance	53,141

SCORING SUMMARY

Qtr	Time	Team	Scoring Play	Pl.	TOP Score
1st	8:09	CU	S.Sanders 80 yd interception return (J.Feely kick)	-	- 0-7
1st	7:12	CSU	D.Holker 30 yd pass from T.Horton (J.Noyes kick)	3-75	0:57 7-7
1st	6:16	CSU	R.Hardge III 45 yd fumble return (J.Noyes kick)	-	- 14-7
1st	3:41	CU	X.Weaver 24 yd pass from S.Sanders (J.Feely kick)	7-71	2:28 14-14
2nd	4:08	CSU	L.Brown IV 15 yd pass from B.Fowler-Nicolosi (J.Noyes kick)	14-89	7:27 21-14
4th	14:24	CU	A.Mata 20 yd FG	10-43	3:31 21-17
4th	11:22	CSU	D.Holker 35 yd pass from B.Fowler-Nicolosi (J.Noyes kick)	7-76	2:56 28-17
4th	7:33	CU	A.Mata 41 yd FG	11-52	3:49 28-20
4th	0:36	CU	J.Horn Jr. 45 yd pass from S.Sanders (2 pt good)	7-98	1:30 28-28
OT1	-	CU	M.Harrison 3 yd pass from S.Sanders (A.Mata kick)	4-25	- 28-35
OT1	-	CSU	T.Horton 8 yd pass from B.Fowler-Nicolosi (J.Noyes kick)	4-25	- 35-35
OT2	-	CU	M.Harrison 18 yd pass from S.Sanders (2 pt good)	3-25	- 35-43

STATISTICS LEADERS

Colorado State

PASSING	C-A-I	Yds	TD	LG	SACK
B. Fowler-Nicolosi	34-47-3	367	3	46	3
Tory Horton	1-1-0	30	1	30	0
Totals	35-48-3	397	4	46	3

RUSHING	No.	Gain	Loss	Net	TD	LG	Avg.
Kobe Johnson	15	55	1	54	0	13	3.6
Avery Morrow	19	57	6	51	0	9	2.7
B. Fowler-Nicolosi	5	5	8	-3	0	4	-0.6
Totals	39	117	15	102	0	13	2.6

RECEIVING	TGT	No.	Yds	YAC	TD	LG
Tory Horton	18	16	133	101	1	16
Louis Brown IV	10	10	131	26	1	46
Dallin Holker	10	6	109	64	2	35
J. Ross-Simmons	7	3	24	19	0	17
Avery Morrow	1	0	0	0	0	0
Kobe Johnson	1	0	0	0	0	0
Jamari Person	1	0	0	0	0	0
Totals	48	35	397	210	4	46

Colorado

PASSING	C-A-I	Yds	TD	LG	SACK
Shedeur Sanders	38-47-1	348	4	45	4

RUSHING	No.	Gain	Loss	Net	TD	LG	Avg.
Dylan Edwards	10	63	6	57	0	19	5.7
Sy'veon Wilkerson	4	7	1	6	0	6	1.5
Anthony Hankerson	2	4	0	4	0	3	2.0
Shedeur Sanders	9	40	37	3	0	15	0.3
Totals	25	114	44	70	0	19	2.8

RECEIVING	TGT	No.	Yds	YAC	TD	LG
Xavier Weaver	12	9	98	33	1	26
Michael Harrison	7	7	76	17	2	19
Jimmy Horn Jr.	11	7	66	32	1	45
Dylan Edwards	7	6	17	23	0	6
Tar'Varish Dawson	6	5	60	22	0	20
Travis Hunter	2	2	21	17	0	11
Sy'veon Wilkerson	1	1	11	12	0	11
Anthony Hankerson	1	1	-1	5	0	0
Totals	47	38	348	161	4	45



Game RECAPS

GAME 3



SCORE	1	2	3	4	OT	FINAL
Colorado State	10	0	7	14	-	31
Middle Tenn.	10	7	0	6	-	23

MURFREESBORO, Tenn. — A week ago, Colorado State surrendered an eight-point lead on the final drive of the fourth quarter before ultimately falling in double overtime to Colorado. Seven days removed, the fates shined more favorably on the Rams as they held Middle Tennessee out of the end zone to clinch their first win of the season.

In many ways, it was a signature victory for head coach Jay Norvell. The Blue Raiders have gone to bowl games in each of the past two seasons and eight of 13 seasons overall, a model of consistency Colorado State fans have been clamoring for.

After a stagnant second quarter which saw them generate just 23 total yards of offense, the Rams came out and scored 21 unanswered - led primarily by Dallin Holker and Tory Horton - to build a 31-17 lead. Holker posted his second consecutive 100-yard receiving game, and Mohamed Kamara - fresh off a first-half targeting suspension - got his second career scoop-and-score touchdown and forced a fumble on the games final snap to salt away the game for the Rams.

GAME BREAKDOWN

	CSU	MT
FIRST DOWNS	18	26
Rushing	1	10
Passing	16	13
Penalty	1	3
NET YARDS RUSHING	33	151
Rushing Attempts	19	43
Average Per Rush	1.7	3.5
Rushing Touchdowns	0	1
Yards Gained Rushing	46	174
Yards Lost Rushing	13	23
NET YARDS PASSING	345	279
Completions-Attempts-Int	31-44-1	30-41-0
Average Per Attempt	7.8	6.8
Average Per Completion	11.1	9.3
Passing Touchdowns	3	2
TOTAL OFFENSE YARDS	378	430
Total offense plays	63	84
Average Gain Per Play	6.0	5.1
Fumbles: Number-Lost	0-0	2-2
Penalties: Number-Yards	11-90	6-65
PUNTS-YARDS	5-192	5-201
Average Yards Per Punt	38.4	40.2
Net Yards Per Punt	38.4	36.2
Inside 20	1	4
50+ Yards	1	0
Touchbacks	0	1
Fair catch	2	2
KICKOFF-YARDS	6-390	5-298
Average Yards Per Kickoff	65.0	59.6
Net Yards Per Kickoff	40	45
Touchbacks	6	0
Fair Catch Yards	0	0
Punt returns: Number-Yards-TD	0-0-0	0-0-0
Average Per Return	0.0	0.0
Kickoff returns: Number-Yds-TD	5-83-0	0-0-0
Average Per Return	16.6	0.0
Interceptions: Number-Yds-TD	0-0-0	1-0-0
Fumble Returns: Number-Yds-TD	2-13-1	0-0-0
Miscellaneous Yards	0	0
Possession Time	26:03	33:57
1st Quarter	06:26	08:34
2nd Quarter	04:49	10:11
3rd Quarter	07:27	07:33
4th Quarter	07:21	07:39
Third-Down Conversions	8-15	7-17
Fourth-Down Conversions	1-1	2-4
Red-Zone Scores-Chances	3-3	3-3
Touchdowns	2-3	2-3
Field goals	1-3	1-3
Sacks By: Number-Yards	3-17	1-6
PAT Kicks	4-4	2-3
2Pts Conversions	0-0	0-0
Field Goals	1-1	1-1
Points off Turnover	7	0

GAME DETAILS

Date	Sept. 23, 2023
Kick Time	6:02 p.m.
Stadium	Floyd Stadium
Location	Murfreesboro, Tenn.
Attendance	19,806

GAME NOTES

- **Expanded Playbook:** For the second week in a row, CSU's Dallin Holker had a TD reception off a trick play. This week it was out of a field goal set, with Giles Pooler hitting him for a 24-yard score. It was Pooler's first career TD pass.
- **Overcoming Halftime:** In his fourth win as the program's head coach, Jay Norvell now has a pair of come-from-behind victories having trailed 17-10 at halftime. The Rams also trailed Hawaii 13-3 in 2022.
- **Brayden Fowler-Nicolosi:** Became the first CSU quarterback to throw for 300 yards in consecutive games since Patrick O'Brien in 2019 (New Mexico/ Fresno State).
- **Dallin Holker:** Had a 100-yard receiving game for the second consecutive week, the first CSU TE to do so since Trey McBride opened 2021 with three in a row.

SCORING SUMMARY

Qtr	Time	Team	Scoring Play	Pl.	TOP Score
1st	9:26	CSU	J.Noyes 32 yd FG	13-67	4:06 3-0
1st	7:09	MT	H.Willis 49 yd pass from N.Vattiato (Z.Rankin kick)	6-75	2:17 3-7
1st	5:03	CSU	D.Holker 24 yd pass from G.Pooler (J.Noyes kick)	6-57	1:59 10-7
1st	0:58	MT	Z.Rankin 31 yd FG	9-61	4:05 10-10
2nd	0:16	MT	N.Vattiato 4 yd rush (Z.Rankin kick)	5-46	0:42 10-17
3rd	8:20	CSU	T.Horton 7 yd pass from B.Fowler-Nicolosi (J.Noyes kick)	7-80	3:09 17-17
4th	11:34	CSU	T.Horton 7 yd pass from B.Fowler-Nicolosi (J.Noyes kick)	13-76	6:42 24-17
4th	11:19	CSU	M.Kamara 5 yd fumble return (J.Noyes kick)	-	0:15 31-17
4th	6:34	MT	E.Metcalf 10 yd pass from N.Vattiato (kick blocked)	10-75	4:45 31-23

STATISTICS LEADERS

Colorado State

PASSING	C-A-I	Yds	TD	LG	SACK
B. Fowler-Nicolosi	30-43-1	321	2	47	1
Giles Pooler	1-1-0	24	1	24	0
Totals	31-44-1	345	3	47	1

RUSHING	No.	Gain	Loss	Net	TD	LG	Avg.
Avery Morrow	6	20	0	20	0	6	3.3
Vann Schield	6	14	2	12	0	5	2.0
Kobe Johnson	5	7	5	2	0	5	0.4
B. Fowler-Nicolosi	2	5	6	-1	0	5	-0.5
Totals	19	46	13	33	0	6	1.7

RECEIVING	TGT	No.	Yds	YAC	TD	LG
Dallin Holker	14	11	112	79	1	24
Tory Horton	11	10	99	60	2	23
J. Ross-Simmons	11	6	84	71	0	47
Louis Brown IV	4	1	15	9	0	15
Kobe Johnson	1	1	12	17	0	12
Vann Schield	1	1	12	18	0	12
Dylan Goffney	1	1	11	5	0	11
Caleb Goodie	1	0	0	0	0	0
Totals	44	31	345	259	3	47

Middle Tennessee

PASSING	C-A-I	Yds	TD	LG	SACK
Nicholas Vattiato	30-41-0	279	2	49	3

RUSHING	No.	Gain	Loss	Net	TD	LG	Avg.
Nicholas Vattiato	15	64	17	47	1	11	3.1
Jaiden Credle	11	46	0	46	0	19	4.2
Frank Peasant	11	47	3	44	0	10	4.0
Jekail Middlebrook	4	12	2	10	0	6	2.5
DJ Riles	2	5	1	4	0	5	2.0
Totals	43	174	23	151	1	19	3.5

RECEIVING	TGT	No.	Yds	YAC	TD	LG
Elijah Metcalf	14	11	95	67	1	27
Holden Willis	10	9	118	70	1	49
Justin Olson	3	3	37	9	0	17
Frank Peasant	2	2	32	28	0	21
Zack Dobson	3	2	0	9	0	10
Javonte Sherman	3	1	9	4	0	9
Jekail Middlebrook	1	1	1	6	0	1
Kalani Norris	2	1	-3	1	0	0
Jaiden Credle	1	0	0	0	0	0
DJ England-Chisolm	1	0	0	0	0	0
Kellen Stewart	1	0	-10	0	0	0
Totals	41	30	279	194	2	49



2023-24 Colorado St. Football
Results and Comparison
All games

Page 1/1
as of Sep 25, 2023

Date	Opponent		Score	Overall	Conf	Time	Attend
09/02/2023	Washington St.	L	24-50	0-1	0-0	3:24	31497
09/16/2023	at Colorado	Lot2	35-43	0-2	0-0	4:04	53141
09/23/2023	at Middle Tenn.	W	31-23	1-2	0-0	3:17	19807

Opponent	Score	First Downs				Rushing Number-Yards	Passing		Total Offense Plays-Yards	Return Yards	Turn- Overs
		Total	Rush	Pass	Pen		Comp-Att.-Int	Yards			
Washington St.	24-50	18 / 30	2 / 8	16 / 21	0 / 1	20-37 / 37-90	28-44-2 / 38-50-0	320 / 466	64-357 / 87-556	95 / 73	2 / 2
Colorado	35-43	24 / 24	5 / 5	17 / 15	2 / 4	39-102 / 25-70	35-48-3 / 38-47-1	397 / 348	87-499 / 72-418	127 / 126	4 / 2
Middle Tenn.	31-23	18 / 26	1 / 10	16 / 13	1 / 3	19-33 / 43-151	31-44-1 / 30-41-0	345 / 279	63-378 / 84-430	96 / 0	1 / 2
Totals	90-116	60 / 80	8 / 23	49 / 49	3 / 8	78-172 / 105-311	94-136-6 / 106-138-1	1062 / 1093	214-1234 / 243-1404	318 / 199	7 / 6



2023-24 Colorado St. Football
Overall Team Statistics
All games

Page 1/2
as of Sep 25, 2023

Team Statistics

	CSU	OPP
Scoring	90	116
Points per game	30.0	38.7
Points Off Turnovers	14	23
First Downs	60	80
Rushing	8	23
Passing	49	49
Penalty	3	8
Rushing Yardage	172	311
Yards gained rushing	213	420
Yards lost rushing	41	109
Rushing attempts	78	105
Average per rush	2.2	3.0
Average per game	57.3	103.7
TDs Rushing	0	4
Passing Yardage	1062	1093
Comp-Att-Int	94-136-6	106-138-1
Average per pass	7.8	7.9
Average per catch	11.3	10.3
Average per game	354.0	364.3
TDs Passing	9	9
Total offense	1234	1404
Total plays	214	243
Average per play	5.8	5.8
Average per game	411.3	468.0
Kick returns: #-Yards	8-235	3-51
Punt returns: #-Yards	3-25	3-31
Int returns: #-Yards	1-0	6-117
Kick return average	29.4	17.0
Punt return average	8.3	10.3
Int return average	0.0	19.5
Fumbles-Lost	1-1	8-5
Penalties-Yards	32-312	19-172
Average per game	104.0	57.3
Punts-Yards	16-688	13-576
Average per punt	43.0	44.3
Net punt average	41.1	39.3
Kickoffs-Yards	15-968	19-1195
Average per kick	64.5	62.9
Net kick average	41.1	36.6
Time of possession / game	27:44	32:16
3rd-down conversion	23/49	22/47
3rd-down pct	47%	47%
4rd-down conversion	2/5	2/6



2023-24 Colorado St. Football
Overall Team Statistics
All games

Page 2/2
as of Sep 25, 2023

	CSU	OPP
4rd-down pct	40%	33%
Sacks by-Yards	10-71	5-25
Misc Yards	0	0
Touchdowns scored	12	15
Field goals - attempts	2-3	4-5
On-Side kicks	0-1	0-0
Red-zone scores	(7-10) 70%	(12-14) 86%
Red-zone touchdowns	(5-10) 50%	(9-14) 64%
PAT-attempts	(12-12) 100%	(10-11) 91%
2-point conversion-attempts	(0-0) 0%	(2-4) 50%
Attendance	31497	72948
Games / Avg per game	1/31497	2/36474
Neutral site games	-	0/0

Score by Periods

Team	1st	2nd	3rd	4th	OT	TOT
Colorado St.	27	7	7	42	7	90
Opponents	31	17	12	41	15	116



2023-24 Colorado St. Football
Individual Statistics
All games

Page 1/3
as of Sep 25, 2023

Rushing

Player	gp	att	gain	loss	net	avg	td	lg	avg/g
Avery Morrow	3	36	106	6	100	2.8	0	9	33.3
Kobe Johnson	3	27	80	8	72	2.7	0	13	24.0
Vann Schield	1	6	14	2	12	2.0	0	5	12.0
Brayden Fowler-Nicolosi	3	7	10	14	-4	-0.6	0	5	-1.3
Clay Millen	1	2	3	11	-8	-4.0	0	3	-8.0
Total	3	78	213	41	172	2.2	0	13	57.3
Opponents	3	105	420	109	311	3.0	4	22	103.7

Passing

Player	gp	effic	comp-att-int	pct	yds	td	lg	avg/g
Brayden Fowler-Nicolosi	3	150.5	77-110-5	70.0	898	7	75	299.3
Clay Millen	1	92.7	15-24-1	62.5	110	0	16	110.0
Tory Horton	3	682.0	1-1-0	100.0	30	1	30	10.0
Giles Pooler	1	631.6	1-1-0	100.0	24	1	24	24.0
Total	3	147.7	94-136-6	69.1	1062	9	75	354.0
Opponents	3	163.4	106-138-1	76.8	1093	9	50	364.3

Receiving

Player	gp	no.	yds	avg	td	lg	avg/g
Tory Horton	3	35	313	8.9	3	23	104.3
Dallin Holker	3	22	268	12.2	4	35	89.3
Louis Brown IV	3	15	181	12.1	1	46	60.3
Justus Ross-Simmons	3	14	231	16.5	1	75	77.0
Kobe Johnson	3	2	15	7.5	0	12	5.0
Vince Brown II	3	2	18	9.0	0	11	6.0
Avery Morrow	3	1	-4	-4.0	0	0	-1.3
Dawson Menegatti	3	1	17	17.0	0	17	5.7
Dylan Goffney	2	1	11	11.0	0	11	5.5
Vann Schield	1	1	12	12.0	0	12	12.0
Total	3	94	1062	11.3	9	75	354.0
Opponents	3	106	1093	10.3	9	50	364.3

Punt Returns

Player	no.	yds	avg	td	lg
Tory Horton	3	25	8.3	0	27
Total	3	25	8.3	0	27
Opponents	3	31	10.3	0	20

Interceptions

Player	no.	yds	avg	td	lg
Henry Blackburn	1	0	0.0	0	0
Total	1	0	0.0	0	0
Opponents	6	117	19.5	2	80

Kick Returns

Player	no.	yds	avg	td	lg
Kobe Johnson	5	179	35.8	1	98
Louis Brown IV	2	33	16.5	0	19
Avery Morrow	1	23	23.0	0	23
Total	8	235	29.4	1	98
Opponents	3	51	17.0	0	24

Fumble Returns

Player	no.	yds	avg	td	lg
Ron Hardge III	1	45	45.0	1	45
Chase Wilson	1	8	8.0	0	8
Mohamed Kamara	1	5	5.0	1	5
Tony Pierce, Jr.	1	0	0.0	0	0
Cam Bariteau	1	0	0.0	0	0
Total	5	58	11.6	2	45
Opponents	1	0	0.0	0	0



2023-24 Colorado St. Football
Individual Statistics
All games

Page 2/3
as of Sep 25, 2023

Scoring

Player	td	fg	PAT						pts
			kick	rush	rcv	pass	dxp	saf	
Dallin Holker	4	-	-	-	-	-	-	-	24
Jordan Noyes	-	2-3	12-12	-	-	-	-	-	18
Tory Horton	3	-	-	-	-	-	-	-	18
Kobe Johnson	1	-	-	-	-	-	-	-	6
Mohamed Kamara	1	-	-	-	-	-	-	-	6
Ron Hardge III	1	-	-	-	-	-	-	-	6
Justus Ross-Simmons	1	-	-	-	-	-	-	-	6
Louis Brown IV	1	-	-	-	-	-	-	-	6
Total	12	2-3	12-12	0	0	0	0	0	90
Opponents	15	4-5	10-11	0	2	2	0	0	116

Field Goals

Player	fg	pct.	01-19	20-29	30-39	40-49	50-99	lg	blk
Jordan Noyes	2-3	66.7	0-0	0-0	2-2	0-0	0-1	38	1
Opponents	4-5	80.0	0-0	1-1	1-2	1-1	1-1	55	0

FG Sequence

Team Name	Colorado St.	Opponents
Washington St.	(38)	(55)
Colorado	(),52	39,(20),(41)
Middle Tenn.	(32)	(31)

Numbers in (parentheses) indicate field goal was made

All Purpose

Player	g	rush	rcv	pr	kr	ir	total	avg/g
Tory Horton	3	0	313	25	0	0	338	112.7
Dallin Holker	3	0	268	0	0	0	268	89.3
Kobe Johnson	3	72	15	0	179	0	266	88.7
Justus Ross-Simmons	3	0	231	0	0	0	231	77.0
Louis Brown IV	3	0	181	0	33	0	214	71.3
Avery Morrow	3	100	-4	0	23	0	119	39.7
Vann Schield	1	12	12	0	0	0	24	24.0
Vince Brown II	3	0	18	0	0	0	18	6.0
Dawson Menegatti	3	0	17	0	0	0	17	5.7
Dylan Goffney	2	0	11	0	0	0	11	5.5
Brayden Fowler-Nicolosi	3	-4	0	0	0	0	-4	-1.3
Clay Millen	1	-8	0	0	0	0	-8	-8.0
Total	3	172	1062	25	235	0	1494	498.0
Opponents	3	311	1093	31	51	117	1603	534.3

Total Offense

Player	g	plays	rush	pass	total	avg/g
Brayden Fowler-Nicolosi	3	117	-4	898	894	298.0
Clay Millen	1	26	-8	110	102	102.0
Avery Morrow	3	36	100	0	100	33.3
Kobe Johnson	3	27	72	0	72	24.0
Tory Horton	3	1	0	30	30	10.0
Giles Pooler	1	1	0	24	24	24.0
Vann Schield	1	6	12	0	12	12.0
Total	3	214	172	1062	1234	411.3
Opponents	3	243	311	1093	1404	468.0

Punting

Player	no.	yds	avg	lg	tb	fc	i20	50+	blk
Paddy Turner	16	688	43.0	55	0	4	4	3	0
Total	16	688	43.0	55	0	4	4	3	0
Opponents	13	576	44.3	54	2	4	6	4	0

Kickoffs

Player	no.	yds	avg	tb	ob	retn	net	ydl
Jordan Noyes	15	968	64.5	12	0			
Total	15	968	64.5	12	0	2	41.1	23
Opponents	19	1195	62.9	9	0	8	36.6	28



2023-24 Colorado St. Football
Individual Statistics
All games

Page 3/3
as of Sep 25, 2023



2023-24 Colorado St. Football
Overall Defense Statistics
All games

Page 1/1
as of Sep 25, 2023

Team Defense

			Tackles				Sacks	Pass defense			Fumbles	blkd		
##	Player	gp	ua	a	tot	tfl/yds	no-yds	int-yds	brup	qbh	fr-yds	ff	kick	saf
30	Chase Wilson	3	15	16	31	2-3	.	.	2	.	1-8	.	.	.
17	Jack Howell	3	12	16	28	1	.	1	.	.
15	Ayden Hector	3	19	8	27	3.5-13	1-9
42	Justin Sanchez	3	15	9	24	1.5-2	.	.	1
11	Henry Blackburn	3	11	12	23	2-3	.	1-0
1	Chigozie Anusiem	3	12	7	19	1.5-2
9	Nuer Gatkuoth	3	8	4	12	2.5-28	.	.	1	.	.	1	.	.
90	Grady Kelly	3	3	7	10	1-7	1	.
8	Mohamed Kamara	3	7	3	10	5-35	5-35	.	.	2	1-5	2	.	.
12	Dominic Morris	3	5	3	8
34	Tony Pierce, Jr.	3	5	1	6	3-10	2-9	.	.	.	1-0	1	.	.
7	Dom Jones	3	4	1	5
91	James Mitchell	3	3	2	5	1-4	1-4
95	Tyler Quinn	3	.	4	4	0.5-1
92	Mukendi Wa-Kalonji	3	3	1	4	1-14	1-14
22	TJ Crandall	3	4	.	4	1-1	.	.	1
96	Marshon Oxley	1	2	2	4
3	Ron Hardge III	3	1	3	4	.	.	.	1	.	1-45	.	.	.
94	Cam Bariteau	3	2	1	3	1.5-7	1-0	.	.	.
97	Matt Thomas	3	1	2	3
20	Jaylen Gardner	3	2	1	3	.	.	.	1
49	Buom Jock	2	2	.	2
98	Kennedy McDowell	2	1	1	2	1
44	Peter Montini	3	1	1	2
41	Paddy Turner	3	.	1	1
19	Tyrell Grayson	1	.	1	1
5	Dallin Holker	3	1	.	1
16	Brandon Guzman	3	1	.	1
37	Jace Bellah	1	.	1	1
33	Trey Mejia-Paster	3	1	.	1	1
24	Dawson Menegatti	3	.	1	1
23	Jaseim Mitchell	3	.	1	1
	Totals	3	146	110	256	27-130	10-71	1-0	7	5	5-58	5	1	0
	Opponents	3	116	94	210	17-50	5-25	6-117	14	14	1-0	1	1	0



2023-24 Colorado St. Football
Team Game-by-Game
All games

Page 1/1
as of Sep 25, 2023

Date	Opponent	Rushing				Receiving				Passing				Kick Returns				Punt Returns				tot		
		no.	yds	td	lg	no.	yds	td	lg	cmp	att	int	yds	td	lg	no.	yds	td	lg	no.	yds	td	lg	off
09/02/2023	Washington St.	20	37	0	6	28	320	2	75	28	44	2	320	2	75	1	98	1	98	1	-3	0	0	357
09/16/2023	at Colorado	39	102	0	13	35	397	4	46	35	48	3	397	4	46	2	54	0	30	2	28	0	27	499
09/23/2023	at Middle Tenn.	19	33	0	6	31	345	3	47	31	44	1	345	3	47	5	83	0	23	0	0	0	0	378
Colorado St.		78	172	0	13	94	1062	9	75	94	136	6	1062	9	75	8	235	1	98	3	25	0	27	1234
Opponents		105	311	4	22	106	1093	9	50	106	138	1	1093	9	50	3	51	0	24	3	31	0	20	1404

Colorado St. Averages

Games	Avg/ rush	Avg/ catch	Pass effc	KR avg	PR avg	All purpose avg/game	Total offense avg/game
3	2.2	11.3	147.7	29.4	8.3	498.0	411.3

Date	Opponent	Tackles				Sacks	Fumble	Pass Defense			blkd	PAT attempts			off			
		ua	a	total	tfl-yds	no-yds	ff	fr-yds	int-yds	qbh	brup	kick	kick	rush	rcv	saf	t/o	pts
09/02/2023	Washington St.	37	70	107	10.0-38	3-17	2	2-0	0-0	2	2	0	3-3	0	0	0	0	24
09/16/2023	at Colorado	58	4	62	9.0-46	4-37	1	1-45	1-0	2	1	0	5-5	0	0	0	7	35
09/23/2023	at Middle Tenn.	51	36	87	8.0-46	3-17	2	2-13	0-0	1	4	1	4-4	0	0	0	7	31
Colorado St.		146	110	256	27.0-130	10-71	5	5-58	1-0	5	7	1	12-12	0	0	0	14	90
Opponents		116	94	210	17.0-50	5-25	1	1-0	6-117	14	14	1	10-11	0	2	0	23	116

Date	Opponent	Punting										Field Goals			Kickoffs			
		no.	yds	avg	long	blkd	tb	fc	50+	i20	md-att	long	blkd	no.	yds	avg	tb	ob
09/02/2023	Washington St.	5	243	48.6	55	0	0	1	2	2	1-1	38	0	4	245	61.3	3	0
09/16/2023	at Colorado	6	253	42.2	46	0	0	1	0	1	0-1	0	1	5	333	66.6	3	0
09/23/2023	at Middle Tenn.	5	192	38.4	51	0	0	2	1	1	1-1	32	0	6	390	65.0	6	0
Colorado St.		16	688	43.0	55	0	0	4	3	4	2-3	38	1	15	968	64.5	12	0
Opponents		13	576	44.3	54	0	2	4	4	6	4-5	55	0	19	1195	62.9	9	0



2023-24 Colorado St. Football
Opponents Game-by-Game
All games

Page 1/1
as of Sep 25, 2023

Date	Opponent	Rushing				Receiving				Passing				Kick Returns				Punt Returns				tot		
		no.	yds	td	lg	no.	yds	td	lg	cmp	att	int	yds	td	lg	no.	yds	td	lg	no.	yds	td	lg	off
09/02/2023	Washington St.	37	90	3	22	38	466	3	50	38-50-0			466	3	50	1	5	0	5	3	31	0	20	556
09/16/2023	at Colorado	25	70	0	19	38	348	4	45	38-47-1			348	4	45	2	46	0	24	0	0	0	0	418
09/23/2023	at Middle Tenn.	43	151	1	19	30	279	2	49	30-41-0			279	2	49	0	0	0	0	0	0	0	0	430
Opponents		105	311	4	22	106	1093	9	50	106-138-1			1093	9	50	3	51	0	24	3	31	0	20	1404
Colorado St.		78	172	0	13	94	1062	9	75	94-136-6			1062	9	75	8	235	1	98	3	25	0	27	1234

Opponents Averages

Games	Avg/ rush	Avg/ catch	Pass effc	KR avg	PR avg	All purpose avg/game	Total offense avg/game
3	3.0	10.3	163.4	17.0	10.3	534.3	468.0

Date	Opponent	Tackles			Sacks		Fumble		Pass Defense			blkd	PAT attempts			off		
		ua	a	total	tfl-yds	no-yds	ff	fr-yds	int-yds	qbh	brup	kick	kick	rush	rcv	saf	t/o	pts
09/02/2023	Washington St.	18	56	74	3.0-17	1-11	0	0-0	2-37	2	10	0	5-5	0	0	0	13	50
09/16/2023	at Colorado	61	10	71	9.0-17	3-8	1	1-0	3-80	5	3	1	3-3	0	2	0	10	43
09/23/2023	at Middle Tenn.	37	28	65	5.0-16	1-6	0	0-0	1-0	7	1	0	2-3	0	0	0	0	23
Opponents		116	94	210	17.0-50	5-25	1	1-0	6-117	14	14	1	10-11	0	2	0	23	116
Colorado St.		146	110	256	27.0-130	10-71	5	5-58	1-0	5	7	1	12-12	0	0	0	14	90

		Punting										Field Goals			Kickoffs				
Date	Opponent	no.	yds	avg	long	blkd	tb	fc	50+	i20	md-att	long	blkd	no.	yds	avg	tb	ob	
09/02/2023	Washington St.	3	133	44.3	50	0	1	1	1	0	1-1	55	0	8	518	64.8	7	0	
09/16/2023	at Colorado	5	242	48.4	54	0	0	1	3	2	2-3	41	0	6	379	63.2	2	0	
09/23/2023	at Middle Tenn.	5	201	40.2	49	0	1	2	0	4	1-1	31	0	5	298	59.6	0	0	
Opponents		13	576	44.3	54	0	2	4	4	6	4-5	55	0	19	1195	62.9	9	0	
Colorado St.		16	688	43.0	55	0	0	4	3	4	2-3	38	1	15	968	64.5	12	0	



2023-24 Colorado St. Football Combined Team Statistics All games

Page 1/3
as of Sep 25, 2023

Team Results

Date	Opponent		Score	Att.
09/02/2023	Washington St.	L	24-50	31497
09/16/2023	at Colorado	Lot2	35-43	53141
09/23/2023	at Middle Tenn.	W	31-23	19807

Game Records

Record	Overall	Home	Away	Neutral
ALL GAMES	1-2	0-1	1-1	0-0
CONFERENCE	0-0	0-0	0-0	0-0
NON-CONFERENCE	1-2	0-1	1-1	0-0

Rushing

Player	gp	att	gain	loss	net	avg	td	lg	avg/g
Avery Morrow	3	36	106	6	100	2.8	0	9	33.3
Kobe Johnson	3	27	80	8	72	2.7	0	13	24.0
Vann Schield	1	6	14	2	12	2.0	0	5	12.0
Brayden Fowler-Nicolosi	3	7	10	14	-4	-0.6	0	5	-1.3
Clay Millen	1	2	3	11	-8	-4.0	0	3	-8.0
Total	3	78	213	41	172	2.2	0	13	57.3
Opponents	3	105	420	109	311	3.0	4	22	103.7

Team Statistics

	CSU	OPP
First Downs	60	80
Rushing	8	23
Passing	49	49
Penalty	3	8
Rushing Yardage	172	311
Rushing attempts	78	105
Average per rush	2.2	3.0
Average per game	57.3	103.7
TDs Rushing	0	4
Passing Yardage	1062	1093
Comp-Att-Int	94-136-6	106-138-1
Average per pass	7.8	7.9
Average per catch	11.3	10.3
Average per game	354.0	364.3
TDs Passing	9	9
Total offense	1234	1404
Average per play	5.8	5.8
Average per game	411.3	468.0
Kick returns: #-Yards	8-235	3-51
Punt returns: #-Yards	3-25	3-31
Int returns: #-Yards	1-0	6-117
Fumbles-Lost	1-1	8-5
Penalties-Yards	32-312	19-172
Punts-Avg	16-43.0	13-44.3
Time of possession / game	27:44	32:16
3rd-down conversion	23/49	22/47
4rd-down conversion	2/5	2/6
PAT-attempts	(12-12) 100%	(10-11) 91%
2-point conversion-attempts	(0-0) 0%	(2-4) 50%

Passing

Player	gp	effic	comp-att-int	pct	yds	td	lg	avg/g
Brayden Fowler-Nicolosi	3	150.5	77-110-5	70.0	898	7	75	299.3
Clay Millen	1	92.7	15-24-1	62.5	110	0	16	110.0
Tory Horton	3	682.0	1-1-0	100.0	30	1	30	10.0
Giles Pooler	1	631.6	1-1-0	100.0	24	1	24	24.0
Total	3	147.7	94-136-6	69.1	1062	9	75	354.0
Opponents	3	163.4	106-138-1	76.8	1093	9	50	364.3

Receiving

Player	gp	no.	yds	avg	td	lg	avg/g
Tory Horton	3	35	313	8.9	3	23	104.3
Dallin Holker	3	22	268	12.2	4	35	89.3
Louis Brown IV	3	15	181	12.1	1	46	60.3
Justus Ross-Simmons	3	14	231	16.5	1	75	77.0
Kobe Johnson	3	2	15	7.5	0	12	5.0
Vince Brown II	3	2	18	9.0	0	11	6.0
Avery Morrow	3	1	-4	-4.0	0	0	-1.3
Dawson Menegatti	3	1	17	17.0	0	17	5.7
Dylan Goffney	2	1	11	11.0	0	11	5.5
Vann Schield	1	1	12	12.0	0	12	12.0
Total	3	94	1062	11.3	9	75	354.0
Opponents	3	106	1093	10.3	9	50	364.3

Interceptions

Player	no.	yds	avg	td	lg
Henry Blackburn	1	0	0.0	0	0
Total	1	0	0.0	0	0
Opponents	6	117	19.5	2	80



2023-24 Colorado St. Football Combined Team Statistics All games

Page 2/3
as of Sep 25, 2023

Field Goals

Player	fg	pct.	01-19	20-29	30-39	40-49	50-99	lg	blk
Jordan Noyes	2-3	66.7	0-0	0-0	2-2	0-0	0-1	38	1
Opponents	4-5	80.0	0-0	1-1	1-2	1-1	1-1	55	0

Scoring

Player	td	fg	PAT					dxp	saf	pts
			kick	rush	rcv	pass				
Dallin Holker	4	-	-	-	-	-	-	-	-	24
Jordan Noyes	-	2-3	12-12	-	-	-	-	-	-	18
Tory Horton	3	-	-	-	-	-	-	-	-	18
Kobe Johnson	1	-	-	-	-	-	-	-	-	6
Mohamed Kamara	1	-	-	-	-	-	-	-	-	6
Ron Hardge III	1	-	-	-	-	-	-	-	-	6
Justus Ross-Simmons	1	-	-	-	-	-	-	-	-	6
Louis Brown IV	1	-	-	-	-	-	-	-	-	6
Total	12	2-3	12-12	0	0	0	0	0	0	90
Opponents	15	4-5	10-11	0	2	2	0	0	0	116

Score by Periods

Team	1st	2nd	3rd	4th	OT	TOT
Colorado St.	27	7	7	42	7	90
Opponents	31	17	12	41	15	116

Punting

Player	no.	yds	avg	lg	tb	fc	i20	50+	blk
Paddy Turner	16	688	43.0	55	0	4	4	3	0
Total	16	688	43.0	55	0	4	4	3	0
Opponents	13	576	44.3	54	2	4	6	4	0

Punt Returns

Player	no.	yds	avg	td	lg
Tory Horton	3	25	8.3	0	27
Total	3	25	8.3	0	27
Opponents	3	31	10.3	0	20

Kick Returns

Player	no.	yds	avg	td	lg
Kobe Johnson	5	179	35.8	1	98
Louis Brown IV	2	33	16.5	0	19
Avery Morrow	1	23	23.0	0	23
Total	8	235	29.4	1	98
Opponents	3	51	17.0	0	24

All Purpose

Player	g	rush	rcv	pr	kr	ir	total	avg/g
Tory Horton	3	0	313	25	0	0	338	112.7
Dallin Holker	3	0	268	0	0	0	268	89.3
Kobe Johnson	3	72	15	0	179	0	266	88.7
Justus Ross-Simmons	3	0	231	0	0	0	231	77.0
Louis Brown IV	3	0	181	0	33	0	214	71.3
Avery Morrow	3	100	-4	0	23	0	119	39.7
Vann Schield	1	12	12	0	0	0	24	24.0
Vince Brown II	3	0	18	0	0	0	18	6.0
Dawson Menegatti	3	0	17	0	0	0	17	5.7
Dylan Goffney	2	0	11	0	0	0	11	5.5
Brayden Fowler-Nicolosi	3	-4	0	0	0	0	-4	-1.3
Clay Millen	1	-8	0	0	0	0	-8	-8.0
Total	3	172	1062	25	235	0	1494	498.0
Opponents	3	311	1093	31	51	117	1603	534.3

Total Offense

Player	g	plays	rush	pass	total	avg/g
Brayden Fowler-Nicolosi	3	117	-4	898	894	298.0
Clay Millen	1	26	-8	110	102	102.0
Avery Morrow	3	36	100	0	100	33.3
Kobe Johnson	3	27	72	0	72	24.0
Tory Horton	3	1	0	30	30	10.0
Giles Pooler	1	1	0	24	24	24.0
Vann Schield	1	6	12	0	12	12.0
Total	3	214	172	1062	1234	411.3
Opponents	3	243	311	1093	1404	468.0

Team Defense

##	Player	gp	Tackles				Sacks		Pass defense		Fumbles		blkd	
			ua	a	tot	tfl/yds	no-yds	int-yds	brup	qbh	fr-yds	ff	kick	saf
30	Chase Wilson	3	15	16	31	2-3	.	.	2	.	1-8	.	.	.
17	Jack Howell	3	12	16	28	1	.	1	.	.
15	Ayden Hector	3	19	8	27	3.5-13	1-9
42	Justin Sanchez	3	15	9	24	1.5-2	.	.	1



2023-24 Colorado St. Football
Combined Team Statistics
All games

Page 3/3
as of Sep 25, 2023

##	Player	gp	Tackles				Sacks	Pass defense			Fumbles		blkd	
			ua	a	tot	tfl/yds		int-yds	brup	qbh	fr-yds	ff	kick	saf
11	Henry Blackburn	3	11	12	23	2-3	.	1-0
1	Chigozie Anusiem	3	12	7	19	1.5-2
9	Nuer Gatkuoth	3	8	4	12	2.5-28	.	.	1	.	.	1	.	.
8	Mohamed Kamara	3	7	3	10	5-35	5-35	.	.	2	1-5	2	.	.
90	Grady Kelly	3	3	7	10	1-7	1	.
12	Dominic Morris	3	5	3	8
34	Tony Pierce, Jr.	3	5	1	6	3-10	2-9	.	.	.	1-0	1	.	.
7	Dom Jones	3	4	1	5
91	James Mitchell	3	3	2	5	1-4	1-4
3	Ron Hardge III	3	1	3	4	.	.	.	1	.	1-45	.	.	.
95	Tyler Quinn	3	.	4	4	0.5-1
92	Mukendi Wa-Kalonji	3	3	1	4	1-14	1-14
96	Marshon Oxley	1	2	2	4
22	TJ Crandall	3	4	.	4	1-1	.	.	1
97	Matt Thomas	3	1	2	3
94	Cam Bariteau	3	2	1	3	1.5-7	1-0	.	.	.
20	Jaylen Gardner	3	2	1	3	.	.	.	1
44	Peter Montini	3	1	1	2
49	Buom Jock	2	2	.	2
98	Kennedy McDowell	2	1	1	2	1
19	Tyrell Grayson	1	.	1	1
16	Brandon Guzman	3	1	.	1
24	Dawson Menegatti	3	.	1	1
33	Trey Mejia-Paster	3	1	.	1	1
41	Paddy Turner	3	.	1	1
5	Dallin Holker	3	1	.	1
37	Jace Bellah	1	.	1	1
23	Jaseim Mitchell	3	.	1	1
67	Jordan Noyes	3
Totals		3	146	110	256	27-130	10-71	1-0	7	5	5-58	5	1	0
Opponents		3	116	94	210	17-50	5-25	6-117	14	14	1-0	1	1	0



2023-24 Colorado St. Football
Team Game-by-Game Comparison
All games

Page 1/1
as of Sep 25, 2023

Opponent	Score	First Downs				Rushing Number-Yards	Passing		Total Offense Plays-Yards	Return Yards	Turn- Overs
		Total	Rush	Pass	Pen		Comp-Att.-Int	Yards			
Washington St.	24-50	18 / 30	2 / 8	16 / 21	0 / 1	20-37 / 37-90	28-44-2 / 38-50-0	320 / 466	64-357 / 87-556	95 / 73	2 / 2
Colorado	35-43	24 / 24	5 / 5	17 / 15	2 / 4	39-102 / 25-70	35-48-3 / 38-47-1	397 / 348	87-499 / 72-418	127 / 126	4 / 2
Middle Tenn.	31-23	18 / 26	1 / 10	16 / 13	1 / 3	19-33 / 43-151	31-44-1 / 30-41-0	345 / 279	63-378 / 84-430	96 / 0	1 / 2
Totals	90-116	60 / 80	8 / 23	49 / 49	3 / 8	78-172 / 105-311	94-136-6 / 106-138-1	1062 / 1093	214-1234 / 243-1404	318 / 199	7 / 6

Opponents	3rd Down Conversion	4th Down Conversion	Time of Possession	TOP Margin	Avg Yds/Rush	Avg Yds/Pass	Avg Yds/Play	Punting Number-Avg	Penalties Number-Yards	Sacks
Washington St.	5-14 / 11-17	1-3 / 0-2	22:32 / 37:28	-14:56	1.9 / 2.4	7.3 / 9.3	5.6 / 6.4	5-48.6 / 3-44.3	4-40.0 / 3-20.0	3 / 1
Colorado	10-20 / 4-13	0-1 / 0-0	34:37 / 25:23	09:14	2.6 / 2.8	8.3 / 7.4	5.7 / 5.8	6-42.2 / 5-48.4	17-182.0 / 10-87.0	4 / 3
Middle Tenn.	8-15 / 7-17	1-1 / 2-4	26:03 / 33:57	-07:54	1.7 / 3.5	7.8 / 6.8	6.0 / 5.1	5-38.4 / 5-40.2	11-90.0 / 6-65.0	3 / 1
Totals	23-49 / 22-47	2-5 / 2-6	83:12 / 96:48	-13:36	2.2 / 3.0	7.8 / 7.9	5.8 / 5.8	16-43.0 / 13-44.3	32-312.0 / 19-172.0	10 / 5

Note: Game totals are displayed in the format TEAM/OPPONENT for each category



2023-24 Colorado St. Football
By Quarter Statistics
All games

Page 1/1
as of Sep 25, 2023

3rd-Down Conversions

Date	Opponent		Score	Overall	1st Qtr	2nd Qtr	3rd Qtr	4th Qtr	Overtime
09/02/2023	Washington St.	L	24-50	5-14 35.7	1-4 25.0	0-3 0.0	0-3 0.0	4-4 100.0	1-2 50.0
09/16/2023	at Colorado	Lot2	35-43	10-20 50.0	1-4 25.0	4-6 66.7	0-2 0.0	4-6 66.7	0-0 0.0
09/23/2023	at Middle Tenn.	W	31-23	8-15 53.3	2-4 50.0	1-4 25.0	4-5 80.0	1-2 50.0	0-0 0.0
Colorado St.				23-49 46.9	4-12 33.3	5-13 38.5	4-10 40.0	9-12 75.0	1-2 50.0
Opponents				22-47 46.8	5-10 50.0	9-17 52.9	3-9 33.3	5-11 45.5	0-0 0.0

4th-Down Conversions

Date	Opponent		Score	Overall	1st Qtr	2nd Qtr	3rd Qtr	4th Qtr	Overtime
09/02/2023	Washington St.	L	24-50	1-3 33.3	0-0 0.0	0-1 0.0	1-2 50.0	0-0 0.0	0-1 0.0
09/16/2023	at Colorado	Lot2	35-43	0-1 0.0	0-0 0.0	0-0 0.0	0-0 0.0	0-0 0.0	0-0 0.0
09/23/2023	at Middle Tenn.	W	31-23	1-1 100.0	1-1 100.0	0-0 0.0	0-0 0.0	0-0 0.0	0-0 0.0
Colorado St.				2-5 40.0	1-1 100.0	0-1 0.0	1-2 50.0	0-0 0.0	0-1 0.0
Opponents				2-6 33.3	0-0 0.0	0-1 0.0	0-2 0.0	2-3 66.7	0-0 0.0

Time of Possession

Date	Opponent		Score	Overall	1st Qtr	2nd Qtr	3rd Qtr	4th Qtr	Overtime
09/02/2023	Washington St.	L	24-50	22:32	07:19	03:37	06:54	04:42	00:00
09/16/2023	at Colorado	Lot2	35-43	34:37	09:22	10:41	05:36	08:58	00:00
09/23/2023	at Middle Tenn.	W	31-23	26:03	06:26	04:49	04:11	10:37	00:00
Colorado St.				Total	83:12	23:07	19:07	24:17	00:00
				Avg.	27:44	07:42	06:22	08:06	00:00
Opponents				Total	96:48	18:14	29:32	30:04	00:00
				Avg.	32:16	06:05	09:51	10:01	00:00



2023-24 Colorado St. Football
Red-Zone Results
All games

Page 1/1
as of Sep 25, 2023

Colorado St. Inside Opponent Red-Zone

Date	Opponent	Score	Times	Times	Total			Rush	Pass	FGs	Failed to score inside RZ					
			In RZ	Scored	Pts	TDs	TDs	TDs	TDs	Made	FGA	Down	Int	Fumb	Half	Game
09/02/2023	Washington St.	L 24-50	2	2	10	1	0	1	1	1	1	0	0	0	0	0
09/16/2023	at Colorado	L 35-43	5	2	14	2	0	2	0	0	0	0	2	1	0	0
09/23/2023	at Middle Tenn.	W 31-23	3	3	17	2	0	2	1	1	1	0	0	0	0	0
Totals 7 of 10 (70.0%)			10	7	41	5	0	5	2	2	2	0	2	1	0	0

Opponents Inside Colorado St. Red-Zone

Date	Opponent	Score	Times	Times	Total			Rush	Pass	FGs	Failed to score inside RZ					
			In RZ	Scored	Pts	TDs	TDs	TDs	TDs	Made	FGA	Down	Int	Fumb	Half	Game
09/02/2023	Washington St.	L 24-50	7	5	34	5	3	2	0	0	0	1	0	1	0	0
09/16/2023	Colorado	L 35-43	4	4	22	2	0	2	2	2	2	0	0	0	0	0
09/23/2023	Middle Tenn.	W 31-23	3	3	16	2	1	1	1	1	1	0	0	0	0	0
Totals 12 of 14 (85.7%)			14	12	72	9	4	5	3	3	3	1	0	1	0	0



2023-24 Colorado St. Football
Games Played
All games

Page 1/2
as of Sep 25, 2023

##	Player	GP-GS	WSU	CU	MTSU
0	Kobe Johnson	3/0	XXX	XXX	XXX
1	Chigozie Anusiem	3/3	START	START	START
2	Justus Ross-Simmons	3/3	START	START	START
3	Ron Hardge III	3/2	XXX	START	START
4	Louis Brown IV	3/3	START	START	START
5	Dallin Holker	3/3	START	START	START
6	Dylan Goffney	2/0	XXX	...	XXX
7	Dom Jones	3/1	START	XXX	XXX
8	Mohamed Kamara	3/2	START	START	XXX
8	Jackson Brousseau	0/0
9	Nuer Gatkuoth	3/3	START	START	START
10	Vince Brown II	3/0	XXX	XXX	XXX
11	Henry Blackburn	3/3	START	START	START
11	Clay Millen	1/1	START
12	Giles Pooler	1/0	XXX
12	Dominic Morris	3/0	XXX	XXX	XXX
13	Jordan Williams	3/0	XXX	XXX	XXX
14	Tory Horton	3/3	START	START	START
15	Ayden Hector	3/2	XXX	START	START
15	Jackson Stratton	0/0
16	Brandon Guzman	3/0	XXX	XXX	XXX
16	Brayden Fowler-Nicolosi	3/2	XXX	START	START
17	Jack Howell	3/3	START	START	START
17	Brig Hartson	0/0
18	Silas Evans	0/0
19	Tyrell Grayson	1/0	XXX
20	Jaylen Gardner	3/0	XXX	XXX	XXX
22	TJ Crandall	3/0	XXX	XXX	XXX
23	Jaseim Mitchell	3/0	XXX	XXX	XXX
24	Dawson Menegatti	3/0	XXX	XXX	XXX
24	Trey Vincent	0/0
25	Avery Morrow	3/3	START	START	START
26	Ryan McConnell	0/0
27	Dylan Phelps	0/0
28	Vann Schield	1/0	XXX
29	Justin Marshall	0/0
29	Jett Vincent	0/0
30	Chase Wilson	3/3	START	START	START
31	Corey Lambert, Jr.	0/0
31	Jordan Smith	0/0
32	Dante Scott	2/1	START	XXX	...
33	Trey Mejia-Paster	3/0	XXX	XXX	XXX
33	Keegan Holles	0/0
34	Tony Pierce, Jr.	3/1	XXX	XXX	START
34	Damian Henderson II	0/0
36	Mychai Williams	0/0
36	Will Hutchison	0/0
37	Jace Bellah	1/0	XXX
38	Liam Huber	0/0
39	DeAndre Gill	0/0
40	KJ Edwards	0/0
41	Paddy Turner	3/0	XXX	XXX	XXX
41	Tyson Williams	0/0
42	Justin Sanchez	3/3	START	START	START
43	Nate Weyand	0/0
44	Peter Montini	3/0	XXX	XXX	XXX
46	Clay Nanke	1/0	XXX
46	Cody Pettitt	0/0
47	Drew Rodriguez	0/0
49	Buom Jock	2/0	XXX	...	XXX



2023-24 Colorado St. Football
Games Played
All games

Page 2/2
as of Sep 25, 2023

##	Player	GP-GS	WSU	CU	MTSU
50	Josh Ayers	0/0
51	Niko Lopez	0/0
52	Rocco Schramm	0/0
53	Whitefield Powell	0/0
54	Aubrey Scott	0/0
55	Andrew Laurich	0/0
56	Kenyon Agurs	0/0
57	Trevyn Heil	0/0
59	Jakob Belton	0/0
59	Mulumba Wa-Kalonji	0/0
60	Cameron Cooper	2/0	XXX	...	XXX
60	Morgan Tribbett	0/0
61	Sammy Norris	0/0
61	Jake Dennis	3/0	XXX	XXX	XXX
62	Moritz Oberhofer	0/0
64	Bobby Lawrence	2/0	XXX	...	XXX
65	Cameron Jackson	0/0
66	Drew Cannon	3/3	START	START	START
66	Brycen Heil	0/0
67	Jordan Noyes	3/0	XXX	XXX	XXX
68	Drew Moss	3/3	START	START	START
69	Ethen Erickson	0/0
70	Teivis Tuioti	0/0
71	Brian Crespo-Jaquez	0/0
72	Christian Martin	0/0
73	Oliver Jervis	3/3	START	START	START
74	Tanner Morley	0/0
75	Jacob Gardner	3/3	START	START	START
76	Keegan Hamilton	0/0
77	Saveyon Henderson	3/3	START	START	START
78	Aaron Karas	1/0	XXX
79	Aitor Urionabarrenechea	0/0
80	Matt Greenwald	1/0	XXX
81	Dane Olson	3/0	XXX	XXX	XXX
82	Lavon Brown	0/0
83	Bryan Hansen	0/0
83	Terryonte Taylor	0/0
84	Stephon Daily	0/0
86	Caleb Goodie	1/0	XXX
87	Mason Muaau	0/0
88	Mekhi Fox	0/0
89	Jamari Person	1/0	...	XXX	...
90	Grady Kelly	3/3	START	START	START
91	James Mitchell	3/0	XXX	XXX	XXX
92	Mukendi Wa-Kalonji	3/0	XXX	XXX	XXX
93	Hidetora Hanada	0/0
94	Cam Bariteau	3/3	START	START	START
95	Tyler Quinn	3/0	XXX	XXX	XXX
95	Ashton Wolff	0/0
96	Marshon Oxley	1/0	XXX
97	Matt Thomas	3/0	XXX	XXX	XXX
98	Kennedy McDowell	2/0	XXX	...	XXX
99	Javion Smith-Combs	0/0