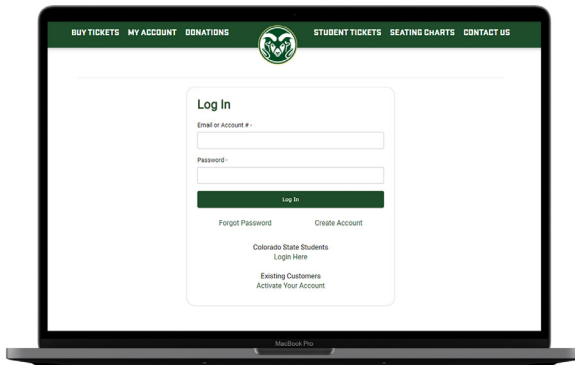


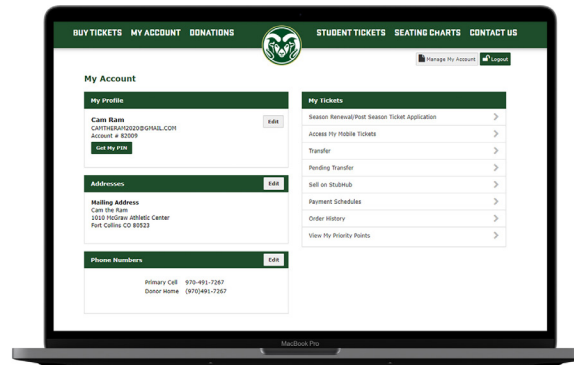


# DESKTOP STEP-BY-STEP INSTRUCTIONS

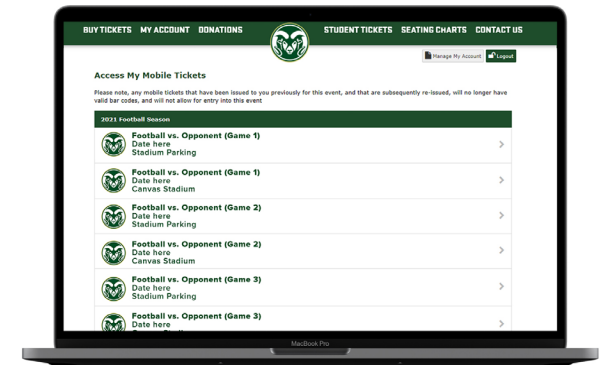
**1** | Login to your CSU Athletics "My Account" through [csurams.com/myaccount](https://csurams.com/myaccount)



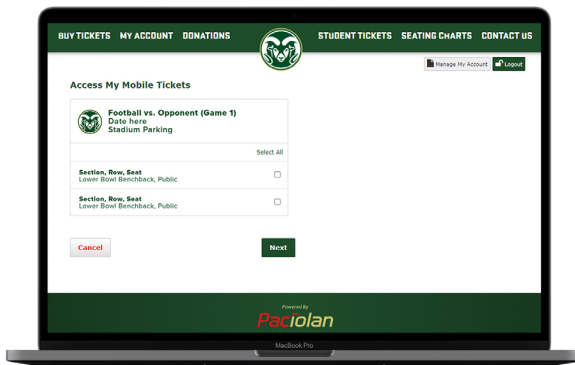
**2** | Click **"Access My Mobile Tickets"**



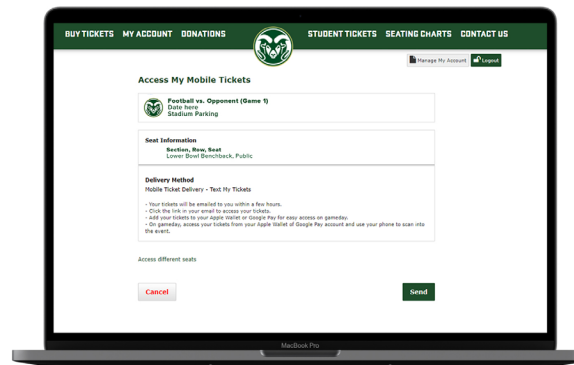
**3** | Select the game or parking you wish to access.



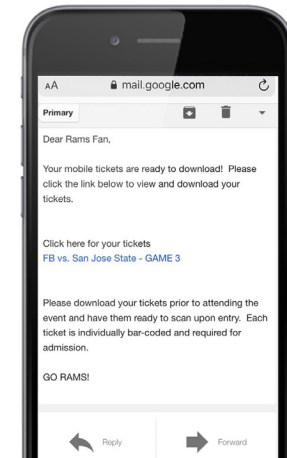
**4** | Once an event is selected, choose the seat location(s) you wish to access.



**5** | Confirm the game and seat selection, then click **"Send"** to send selected tickets to the email account attached your account.



**6** | Open your email app on your phone to access and save your tickets or parking pass.



**COLORADO STATE ATHLETICS TICKET OFFICE**

1.800.491.RAMS  
RAMTIX@COLOSTATE.EDU

102 MCGRAW ATHLETIC CENTER  
FORT COLLINS, CO 80523

HOURS: M-F 8 AM - 5 PM MT