



# COLORADO STATE

## BASKETBALL



Twitter: @CSUMBasketball  
Facebook: csumbasketball

Contact: John A. Martin  
(540) 476-1259 / John.A.Martin@colostate.edu

### 2020-21 SCHEDULE - 12-4, 9-3 Mountain West (7-1 Home, 3-3 Road, 2-0 Neutral)

Nov. 25 Wed.		vs. Cal % Pac-12 Network	Canc.
Nov. 26 Thu.		at Oregon State Pac-12 Network	Canc.
Dec. 3 Thu.		at San Diego State* TBA	PPD
Dec. 5 Sat.		at San Diego State* TBA	PPD
Dec. 8 Tue.		at Colorado Pac-12 Network	PPD
Dec. 12 Sat.		CSU Pueblo MW Network	W 89-77
Dec. 14 Mon.		Northern Arizona MW Network	W 91-52
Dec. 19 Sat.		at Saint Mary's (Calif.) WCC Network	L 33-53
Dec. 22 Tue.		at Santa Clara WCC Network	W 70-57
Dec. 28 Mon.		Fresno State* MW Network	W 75-53
Dec. 30 Wed.		Fresno State* MW Network	W 81-59
Jan. 2 Sat.		at San Diego State* (RV/23) CBS	W 70-67
Jan. 4 Mon.		at San Diego State* (RV/RV) FS1	L 65-78
Jan. 7 Thu.		UNLV* CBS Sports Network	W 74-71
Jan. 9 Sat.		UNLV* FS1	W 83-80
Jan. 14 Thu.		vs. San Jose State* % MW Network	W 90-57
Jan. 16 Sat.		vs. San Jose State* % MW Network	W 88-61
Jan. 19 Tue.		at Utah State* (RV/NR) CBS Sports Network	L 64-83
Jan. 21 Thu.		at Utah State* (RV/NR) FS1	W 84-76
Jan. 27 Wed.		Boise State* (RV/RV) CBS Sports Network	W 78-56
Jan. 29 Fri.		Boise State* (RV/RV) FS1	L 77-85
Feb. 4 Thu.		at Wyoming* MW Network	7 p.m.
Feb. 6 Sat.		at Wyoming* CBS Sports Network	4 p.m.
Feb. 9 Tue.		New Mexico* FS1	9 p.m.
Feb. 11 Thu.		New Mexico* CBS Sports Network	6 p.m.
Feb. 16 Tue.		Northern Colorado MW Network	7 p.m.
Feb. 20 Sat.		at Nevada* FS1	7:30 p.m.
Feb. 22 Mon.		at Nevada* CBS Sports Network	TBA
Feb. 27 Sat.		Air Force* MW Network	2 p.m.
Mar. 1 Mon.		Air Force* CBS Sports Network	TBA
Mar. 10-13 Wed-Sat.		MW Championship \$ TBA	TBA

Bold denotes Home games      \* Mountain West Conference game  
All game times are listed in Mountain Time      % Phoenix, Ariz.  
\$ MW Championship - Thomas & Mack Center - Las Vegas, Nev.

### Games #17 & 18 - Colorado State (12-4, 9-3) at Wyoming (10-7, 4-6) Feb. 4 & 6, 2021 • 7/4 p.m. MT • Arena-Auditorium • Laramie, Wyo.



## Colorado State RAMS

### Team Information

2020-21 Record .....12-4, 9-3 MW  
 Last Game .....Jan. 29 vs. Boise State - L, 77-85  
 Rankings (AP | Coaches).....- | -  
 Head Coach.....Niko Medved (Minnesota, 1997)  
 Record at Colorado State.....44-36 (Third Season)  
 Overall Record .....123-123 (Eighth Season)

### Statistical Leaders

Minutes/Game.....Isaiah Stevens (35.2)  
 Points/Game.....David Roddy (16.0)  
 Rebounds/Game.....David Roddy (9.3)  
 Three-Pointers.....Kendle Moore (32)  
 Assists.....Isaiah Stevens (105)  
 Blocks.....David Roddy, Adam Thistlewood (13)  
 Steals.....Kendle Moore, Isaiah Stevens (23)  
 Field-Goal % .....James Moors (52.5)  
 Three-Point % .....Isaiah Stevens (44.3)  
 Free-Throw % .....Adam Thistlewood (93.8)



## Wyoming COWBOYS

### Team Information

2020-21 Record .....10-7, 4-6 MW  
 Last Game .....Jan. 30 at San Diego State - L, 71-98  
 Rankings (AP | Coaches).....- | -  
 Head Coach.....Jeff Linder (Western State, 2000)  
 Record at Wyoming.....10-7 (First Season)  
 Overall Record .....90-57 (Fifth Season)

### Statistical Leaders

Minutes/Game.....Hunter Maldonado (35.1)  
 Points/Game.....Marcus Williams (16.3)  
 Rebounds/Game.....Hunter Maldonado (6.1)  
 Three-Pointers.....Drake Jeffries (35)  
 Assists.....Hunter Maldonado (83)  
 Blocks.....Hunter Thompson (10)  
 Steals.....Marcus Williams (18)  
 Field-Goal % .....Xavier Dusell (49.5)  
 Three-Point % .....Xavier Dusell (47.1)  
 Free-Throw % .....Kenny Foster (74.2)

### TALE OF THE TAPE

Category	Colorado State	Wyoming
Points Per Game	75.8	76.8
Points Allowed Per Game	66.6	77.4
Field-Goal Percentage	47.6	44.6
Opponent Field-Goal Percentage	41.4	47.6
Three-Point Field-Goal Percentage	39.1	35.8
Opponent Three-Point Field-Goal Percentage	30.4	33.1
Free-Throw Percentage	77.3	72.4
Rebounds Per Game	34.3	33.1
Rebounding Margin	+0.0	-4.8
Assists Per Game	15.6	14.1
Turnovers Per Game	13.8	11.1
Opponent Turnovers Per Game	13.9	12.5
Steals Per Game	5.9	5.2
Blocks Per Game	2.6	2.4

### BROADCAST INFORMATION

**Video: MW Network (Thu.)/CBS SN (Sat.)**  
 Play-by-Play: MWN - Jacob Tobey  
 CBSSN - Joel Godett  
 Color Analyst: CBSSN - Steve Wolf  
 Comcast: CBSSN: 846  
 DirecTV: CBSSN: 221  
 Stream (Thu.): CSURams.com/Live  
**Colorado State Sports Network**  
 Play-by-Play: Brian Roth  
 Color Analyst: Adam Nigon  
 Flagship: Power 102.9 FM (Fort Collins)  
 Affiliates: 13 Across the state, including  
 KDCO 104.7 FM (Denver)  
 Complete list at: [https://csurams.com/documents/2018/8/8/2018\\_19\\_Basketball\\_Radio\\_Network.pdf](https://csurams.com/documents/2018/8/8/2018_19_Basketball_Radio_Network.pdf)  
**Live Stats: SIDARM Sports**  
 CSURams.com

### About This Series

#### Opening Tip

- The Rams travel to Laramie for this year's edition of the Border War, taking on Wyoming on Feb. 4 & 6.
- Thursday's game will tip at 7 p.m. and be broadcast on the Mountain West Network with Jacob Tobey on the call. Saturday afternoon will be a 4 p.m. MT tip on CBS Sports Network, with Joel Godett and Steve Wolf handling the broadcast.
- The audio will be on the Colorado State Sports Radio Network (along with online at CSURams.com), with Brian Roth and Adam Nigon on the call. CSU Sports Network broadcasts can be also accessed on mobile devices through the TuneIn app (free on all Apple, Android, Windows, Blackberry and Amazon Kindle devices) – once downloaded, search "Colorado St. Rams Sports Network" in the app for the games and coaches' show broadcasts.
- The game will also have live stats on CSURams.com.

#### 2020-21 Rams Quick Hits

- Colorado State is under the direction of third-year head coach Niko Medved, who took over the helm of the Rams' program in 2018-19. In his eighth season as a head coach, Medved has a 123-123 record overall but improved on the previous season's record in each of his seven years as a head coach, including both years now at CSU.
- The 2020-21 season marks the 117th in the history of the Colorado State men's basketball program. The Rams are 1,294-1,288 (.502) in 2,582 games all-time.
- CSU concluded the 2019-20 season in the Mountain West Tournament first round and finished the year with an 20-12 overall record, including 11-7 in MW play, an eight-game improvement over 2018-19.
- The Rams earned their eighth invitation for postseason play in the last 11 years, though postseason events were eventually cancelled due to the CoVID-19 virus worldwide pandemic.
- CSU returns four starters and seven letterwinners to this year's squad along with five newcomers to Division I action.
- **For broadcasting quick hits, current averages and career highs on individual players, go to the back page of the notes for a Radio/TV chart that includes that information.**



NUMERICAL ROSTER

Table with 8 columns: NO, NAME, POS, HT, WT, YR, EXP, HOMETOWN (HIGH SCHOOL/LAST SCHOOL). Lists 15 players including Trace Young, John Tonje, Kendle Moore, Isaiah Stevens, PJ Byrd, James Moors, Dischon Thomas, David Roddy, Nick Bassett, Isaiah Rivera, Adam Thistlewood, and Jacob Jennissen.

ALPHABETICAL ROSTER

Table with 8 columns: NO, NAME, POS, HT, WT, YR, EXP, HOMETOWN (HIGH SCHOOL/LAST SCHOOL). Lists 15 players in alphabetical order by name, including Nick Bassett, PJ Byrd, Jacob Jennissen, Kendle Moore, James Moors, Isaiah Rivera, David Roddy, Isaiah Stevens, Adam Thistlewood, Dischon Thomas, John Tonje, and Trace Young.

- Head Coach: Niko Medved (Third Year at CSU)
Assistant Coach: Dave Thorson (Third Year at CSU)
Assistant Coach: Ali Farokhmanesh (Third Year at CSU)
Assistant Coach: JR Blount (Third Year at CSU)
Director of Basketball Operations: Aaron Katsuma (Third Year at CSU)
Director of Player Development: Joe De Ciman (Second Year at CSU)
Director of Basketball Administration: Emma Montie (Third Year at CSU)

PRONUNCIATION GUIDE

Dischon Thomas.....dih-SHAWN Ali Farokhmanesh .....
John Tonje.....TAWN-jay ..... fuh-ROAK-muh-nesh

ROSTER BREAKDOWN

By Class

Junior (3): .....P.J. Byrd
..... Kendle Moore
..... Adam Thistlewood
Sophomores (5) ..... Nick Bassett
..... David Roddy
..... Isaiah Stevens
..... Dischon Thomas
..... John Tonje
Freshmen (4) ..... Jacob Jennissen
..... James Moors
..... Isaiah Rivera
..... Trace Young

Position

Guard (7): ..... Nick Bassett
..... P.J. Byrd
..... Kendle Moore
..... Isaiah Rivera
..... Isaiah Stevens
..... John Tonje
..... Trace Young
Forward (4): ..... James Moors
..... David Roddy
..... Adam Thistlewood
..... Dischon Thomas
Center (1): ..... Jacob Jennissen

By State/Country

Arizona ..... Dischon Thomas
Colorado ..... Nick Bassett
..... Adam Thistlewood
Illinois..... Kendle Moore
..... Isaiah Rivera
Minnesota..... Jacob Jennissen
..... David Roddy
Nebraska ..... John Tonje
Texas ..... P.J. Byrd
..... Isaiah Stevens
..... Trace Young
New Zealand ..... James Moors

### The Leaders

- Colorado State Head Coach **Niko Medved** (Minnesota, '97) is in his third season at CSU as head coach with a 44-36 mark and has an 123-123 overall record in his eighth season as a head coach.
- Wyoming Head Coach **Jeff Linder** (Western State, '00) is in his first season at Wyoming with a 10-7 mark and fifth as a head coach overall with a 90-57 record.
- The two coaches met once at their previous stops as Medved's Drake squad lost a tough 81-72 game at Northern Colorado, coached by Linder, in the CollegiateInsider.com Postseason Tournament on March, 18, 2018. Medved was named CSU's new head coach four days later.

### A Familiar Face In Fort Collins

- While he may be in just his second season in charge of the program, head coach Niko Medved was already a familiar face around Fort Collins and to Ram fans. Medved previously was on the coaching staff from 2007-13 under two different coaches. He was a key part of recruiting players that helped the Rams to four consecutive post-season appearances, the last two in the NCAA Tournament that included a win over Missouri in 2013.

### A Quick Look at Wyoming

- Returning three starters and four letterwinners from last season's 9-24 squad that was 2016 in the Mountain West, the Cowboys were picked to finish ninth in the league's preseason poll.
- Redshirt-junior Hunter Maldonado, a 2020 honorable mention All-MW pick was the leading returning scorer and is leading in rebounds, assists and minutes and second in scoring. Freshman Marcus Williams paces Wyo in points and steals.

### History Versus Wyoming

- The longest running series for CSU and between two Mountain West foes, the Rams trail in the overall margin 137-96, including 117-69 in conference action.
- The Cowboys have a 76-40 advantage in Laramie, but CSU has gone 12-9 against Wyoming in the last 10 years.
- CSU took two of three meetings last year, including a come-from-behind win in Laramie after trailing by 19 points in the second half. *(box scores on pages 19-21).*
- CSU leader Niko Medved has an 3-3 record against Wyoming as a head coach.

#### WYOMING - 96-137

Conference: 69-117

Home: 53-56 / Away: 40-76 / Neutral: 3-5  
(complete list on page 21 with returner stats)

#### Medved vs. Wyoming -- 3-3 (3-2 at CSU)

Home: 2-0 / Away: 1-2 / Neutral: 0-1

Date	School	Loc.	W/L	Score
# 12/2/2017	Drake	A	L	89-96
* 2/9/2019	Colo. St.	A	L	66-74
* 2/23/2019	Colo. St.	H	W	83-48
* 1/4/2020	Colo. St.	H	W	72-61
* 2/15/2020	Colo. St.	A	W	77-70
^ 3/4/2020	Colo. St.	N	L	74-80

# CollegiateInsider.com Postseason Tournament (Home sites)

^ MW Tournament (Las Vegas, Nev.)

### Mountain West Record

- Colorado State - a charter member of the Mountain West - is now 148-189 (439) in regular-season action against MW foes since the formation of the league in 1999-2000.

#### CSU vs. Mountain West Conference

School	Overall	Home	Away	Neut.
Air Force	82-33	44-11	34-18	4-4
Boise State	12-15	9-5	2-9	1-1
Fresno State	22-18	17-3	3-13	2-2
Nevada	10-15	6-4	4-10	0-1
New Mexico	48-78	35-26	12-50	1-2
San Diego State	42-46	26-14	14-28	2-4
San Jose State	22-0	9-0	9-0	4-0
UNLV	19-41	14-16	5-24	0-1
Utah State	40-59	28-20	12-37	0-2
Wyoming	96-137	54-56	40-76	3-5
<b>Totals</b>	<b>392-442</b>	<b>241-155</b>	<b>134-265</b>	<b>17-22</b>

### Improvement Always

- Head coach Niko Medved has had extensive success wherever he has coached, both as a head and an assistant.
- As an assistant coach, he helped turn around the CSU program to improving its win totals from his first year in each successive year, ending in four straight postseason appearances.
- He continued that trend at Furman and Drake, improving both programs' win totals from the previous year in each of his five seasons as a head coach, finishing his last three years in postseason play.
- In his first year at CSU in 2018-19, he continued that trend, surpassing the previous season's win totals at CSU, both overall and in Mountain West play.
- This past season, the Rams had nine non-conference wins, surpassing last year's total of five. The squad has also won 20 games overall, surpassing last year's total of 12.
- The five-game win streak during the 2020-21 season was the longest for CSU since the Rams won seven straight during 2016-17.
- **This year, Medved had the Rams off to their best conference start in the modern era (WAC and Mountain West) with the 9-3 mark.**

#### The Improvement Under Medved

Year	School	Overall	Conf	Post
2012-13	Furman**	6-24	3-15	
2013-14	Furman	9-21	3-13	
2014-15	Furman	11-22	5-13	
2015-16	Furman	19-16	11-7	\$
2016-17	Furman	23-11	14-4	\$
2016-17	Drake**	7-24	5-13	
2017-18	Drake	17-17	10-8	\$

2017-18	Colorado State**	11-21	4-14	
2018-19	Colorado State	12-20	7-11	
2019-20	Colorado State	20-12	11-7	\$*

\*\* Seasons prior to Medved taking over program

\$ Postseason action for the program (2020 postseason canceled due to CoVID-19)

#### Medved vs. 2020-21 Opponents

School	Overall	Home	Away	Neut.
Air Force	4-0	2-0	2-0	-
Boise State	2-4	1-2	1-1	0-1
CSU Pueblo	1-0	1-0	-	-
Fresno State	5-1	4-0	1-1	-
Nevada	1-3	1-1	0-2	-
New Mexico	2-1	2-0	0-1	-
Northern Arizona	1-0	1-0	-	-
Saint Mary's (CA)	0-1	-	0-1	-
Santa Clara	1-0	-	1-0	-
San Diego State	1-4	0-2	1-2	-
San Jose State	5-0	1-0	2-0	2-0
UNLV	3-3	3-1	0-2	-
Utah State	1-5	0-2	1-3	-
Wyoming	3-3	2-0	1-2	0-1
<b>TOTALS</b>	<b>30-25</b>	<b>18-8</b>	<b>10-15</b>	<b>2-2</b>

#### CSU vs. 2020-21 Opponents

School	Overall	Home	Away	Neut.
Air Force	82-33	44-11	34-18	4-4
Boise State	12-15	9-5	2-9	1-1
CSU Pueblo	7-0	7-0	-	-
Fresno State	22-18	17-3	3-13	2-2
Nevada	10-15	6-4	4-10	0-1
New Mexico	48-78	35-26	12-50	1-2
Northern Arizona	3-2	3-0	0-1	0-1
Saint Mary's (CA)	2-2	-	1-1	1-1
Santa Clara	1-1	-	1-0	0-1
San Diego State	42-46	26-14	14-28	2-4
San Jose State	22-0	9-0	9-0	4-0
UNLV	19-41	14-16	5-24	0-1
Utah State	40-59	28-20	12-37	0-2
Wyoming	96-136	53-56	40-76	3-4
<b>TOTALS</b>	<b>406-446</b>	<b>251-155</b>	<b>137-267</b>	<b>18-24</b>

### Season Quick Hits

### GENERAL INFORMATION

Location	Fort Collins, Colo.
Founded	1870
Enrollment	33,769
Nickname	Rams
Colors	Green and Gold
Elevation	5,004 feet
Arena (Capacity)	Moby Arena (8,083)
Conference	Mountain West
President	Joyce McConnell (Evergreen, '79)
Director of Athletics	Joe Parker (Michigan, '87)
Faculty Representative	Dr. Kyle Saunders
Athletic Department Phone	(970) 491-3350
Ticket Office Phone	(970) 491-7267
Men's Basketball Office	(970) 491-6232
Moby Arena Press Row Phone	(970) 491-3981
Athletics Website	www.CSURams.com

### STAFF INFORMATION

Head Coach	Niko Medved
Alma Mater	Minnesota, 1997
Record at CSU	44-36 (Third Season)
Career Record	123-123 (Eighth Season)
Assistant Coaches	Dave Thorson (Third Year at CSU)
Alma Mater	Hamline, 1989
	JR Blount (Third Year at CSU)
Alma Mater	Loyola Chicago, 2009
	Ali Farokhmanesh (Third Year at CSU)
Alma Mater	Northern Iowa, 2010
Dir. of BB Operations	Aaron Katsuma (Third Year at CSU)
Dir. of BB Administration	Emma Montie (Third Year at CSU)
Dir. of Player Development	Joe De Ciman (Third Year at CSU)
Graduate Assistant	C.J. Rivers (Second Year at CSU)
Athletic Trainer	DeVante Frazier (Second Year at CSU)
Strength & Conditioning	Jason Phillips (12th Year at CSU)
Academic Coordinator	TBA
Equipment Manager	Katie Wimp (First Year at CSU)

### TEAM INFORMATION

2019-20 Overall Record:	20-12
	(12-4 Home / 5-6 Away / 3-2 Neutral)
2019-20 MW Record:	11-7 (7-2 Home / 4-5 Away)
2019-20 Conference Finish	t-5th (11)
2019-20 Conference Tournament Finish	First Round
2019-20 Postseason Play	CBI Invite (Pandemic cancelled)
Letterwinners Returning/Lost:	7/3
Starters Returning/Lost:	4/1
Newcomers:	5

### CSU HISTORY

First Year of Basketball	1901-02
Overall Record	1,294-1,288 (.502)
Conference Championships	5
	1954 (Skyline), 1961 (Skyline), 1989 (WAC),
	1990 (WAC), 2003 (MW Tournament)
NCAA Tournament Appearances (Record)	10 (4-11)
Last Appearance	2013
Result	Lost to Louisville in third round
NIT Appearances (Record)	9 (7-9)
Last Appearance	2017
Result	Lost to CSU Bakersfield in second round
CBI Appearances (Record)	1 (0-1)
Last Appearance	2010
Result	Lost at Morehead State in first round

### ATHLETICS COMMUNICATIONS

Assistant Director/MBB Contact	
	John A. Martin (Sixth Year at CSU)
Cell	(540) 476-1259
E-Mail	John.A.Martin@colostate.edu
FAX	(970) 491-1348
Mailing Address	224 McGraw Athletic Center
	Fort Collins, CO 80523





2020-21 MW Preseason Poll/Awards



MW Preseason Poll

Table with 3 columns: Rank, Team, Points (1st Place Votes). Lists top 11 teams including San Diego State, Boise State, Utah State, UNLV, Colorado State, Nevada, New Mexico, Fresno State, Wyoming, Air Force, and San José State.

MW Preseason Awards

Table with 4 columns: Award, Name, Position, School. Lists Matt Mitchell (Sr., San Diego State), Neemias Queta (Jr., Utah State), G Isaiah Stevens (So., Colorado State), Derrick Alston, Jr. (Sr., Boise State), and Bryce Hamilton (Jr., UNLV).

Preseason Player of the Year

Derrick Alston, Jr., Sr., G, Boise State

Preseason Freshman of the Year

Nick Blake, G, UNLV

Preseason Newcomer of the Year

David Jenkins, Jr., Jr., G, UNLV

2020 All-MW Selections

First-Team All-MW

Table with 4 columns: Name, Position, Class, School. Lists Malachi Flynn, Jalen Harris, Sam Merrill, Matt Mitchell, and Bryce Hamilton.

Second-Team All-MW

Table with 4 columns: Name, Position, Class, School. Lists Gianni Wetzell, Neemias Queta, Nico Carvacho, Justinian Jessup, Derrick Alston, and Jazz Johnson.

Third-Team All-MW

Table with 4 columns: Name, Position, Class, School. Lists Justin Bean, Lavell Scottie, Seneca Knight, Isaiah Stevens, and Amauri Hardy.

Honorable Mention All-MW

Table with 4 columns: Name, Position, Class, School. Lists KJ Feagin, Hunter Maldonado, Lindsey Drew, Nate Grimes, and Orlando Robinson.

All-Defensive Team

Table with 4 columns: Name, Position, Class, School. Lists Malachi Flynn, KJ Feagin, Neemias Queta, Lindsey Drew, and Justin Bean.

Individual Awards

Player of the Year .....Malachi Flynn, Jr., G, San Diego State
Defensive Player of the Year .....Malachi Flynn, Jr., G, San Diego State
Newcomer of the Year .....Jalen Harris, Nevada
Sixth Man of the Year .....Nisré Zouzoua, Nevada
Freshman of the Year ..... Isaiah Stevens, Fr., G, Colorado State
Steve Fisher Coach of the Year..Brian Dutcher, San Diego State

- CSU's win over Boise State was the third Quad 1 win for the Rams this season...
Colorado State has played all four teams picked above it in the preseason poll...
The win at Utah State on Jan. 21 was the third win this year for CSU...
The 20 conference games the Rams are scheduled to play this season will be the most in league action since 1950-51...
This was the latest start for the program since the 1942-43 season during World War II...

Back-to-Back MW Players of the Week

- For the first time in the program's Mountain West history, CSU had back-to-back MW Players of the Week...
Roddy upped his numbers to 16.5 points, 10.3 rebounds and 2.0 assists a game...
After having just two double-doubles last season, the Minneapolis, Minn., native posted three consecutive double-doubles...
The Allen, Texas guard led CSU to a pair of last-minute wins against UNLV...
In Thursday's opener, he tallied 25 points (MW career high and one off his career high...
In the series, he had his eighth and ninth 20+ point games of his career...
The Rams did have it happen twice in the Western Athletic Conference -- Feb. 27 & March 6, 1989...

Some Thoughts The Sweep of UNLV

- CSU's rally from 13 points down in the opener against the Runnin' Rebels tied for the 19th largest comeback in program history...
The 16 three pointers in the second matchup on Jan. 9 are a Mountain West high this year...
The Rams won both games in the final minute, as David Roddy hit a layup to put CSU up for good...
This was the first season series win since 2016-17 and just the fourth time the Rams won both contests in a single season...
The sweep ran CSU's home winning streak to eight games, dating back to the final two regular season games in Moby Arena in 2019-20.

The Historic Comeback at SDSU

- CSU's rally from 26 points down at #23 San Diego State on Jan. 2 made history in several ways...
It is the largest comeback in both school and Mountain West history.

- The previous largest comeback in CSU history occurred under Medved last season...
It is the largest comeback win in Division I men's basketball this season...
This was the first win over a ranked opponent since Feb. 29, 2012...
CSU had lost 28 straight games on the road against ranked teams before the win...
CSU moved to 3-0 in Mountain West play for the first time in the 22-year history of the league.

Non-Conference Winning Record in '19-20 & '20-21

- Unless CSU adds two more non-conference games, the Rams have secured a winning non-conference record this year at 3-1...
Last season with the victory over South Dakota State Dec. 10, 2019, the Rams secured a winning non-conference record...
The nine non-conference wins was the most since CSU posted a school-best a 13-0 mark in 2014-15.

Moby Arena Home Court Advantage

- CSU has a record of 570-240 (.704) record all-time at Moby Arena...
With the win over Nevada Jan. 29, CSU guaranteed a better than .500 home record in 2019-20...
Last year's 12-4 mark had to do with some significant differences in major categories in favor of the Rams...

Table with 8 columns: Year, PPG, FG%, Reb, PF, Ast, TO, Stl. Compares 2019-20 and Opponents stats.

Table with 8 columns: Year, PPG, FG%, 3P%, Reb, PF, Ast, TO. Compares 2020-21 and Opponents stats.

Defense Setting A Tone

- CSU has shown an improved defensive effort and shows clearly in the stats...
The Rams are ranked in the top 70 nationally in defensive rebounds and three-point field goal percentage...
CSU held opponents under 60 points for five consecutive games...
where they held six straight opponents under 60.

Getting Offensive (Fouls Drawn That Is)

- Part of CSU's improved defense is drawing offensive fouls on its opponents...
The Rams are averaging 3.4 offensive fouls drawn on their opponents and have at least 3 in 13 of the 16 games...
CSU's season high is seven in the home win over Fresno State on Dec. 28.

Starters Get It Going

- CSU's starters getting the scoring going is big this year, as the Rams are 11-1 this year when that group scores at least 54 points.

Hitting From Deep

- This year's squad that ranks in the top 20 in the country in three-point field goal percentage...
Sophomore Isaiah Stevens and juniors Kendle Moore and Adam Thistlewood are all in CSU's top-25 for 3-point field goal percentage.

Table with 5 columns: Rank, Name, Points, Range, Year. Lists top 14 three-point shooters including Andy Birley, Antwan Scott, Sean Morris, Isaiah Stevens, Masinton-Bonner, and Ryan Yoder.

15.	.397	Keith Bonds	(114-287)	1991-93
16.	.397	Tyson Maroney	(73-184)	1990-94
17.	.397	Andre McFarland	(144-363)	2007-11
18.	<b>.394</b>	<b>Kendle Moore</b>	<b>(126-320)</b>	<b>2018-pres.</b>
19.	.394	Jameel Mahmud	(117-297)	1994-98
20.	.389	David Evans	(150-386)	1994-96
21.	.388	Adam Nigon	(124-320)	2007-11
22.	<b>.386</b>	<b>Adam Thistlewood</b>	<b>(140-363)</b>	<b>2018-pres.</b>

**National Rankings (Team/Players)**  
(through Feb. 1, 2021)

**Team (Top 70 of 350 Division I teams)**

3-Pt. Field Goal Percentage	39.1	17th
Free Throw Percentage	77.3	20th
3-Pt. Field Goals Per Game	9.7	23rd
Field Goal Percentage	47.6	39th
Defensive Rebounds	27.75	51st
3-Pt. Field Goals Attempted	39.6	55th
3-Pt. Field Goal Percentage Def.	30.4	57th
Scoring Margin	+9.19	60th
Assists	15.63	62nd

**Players (top 100 nationally)**

**Isaiah Stevens**

Total Assists	105	7th
Assists Per Game	6.6	11th
Free Throw Percentage	89.5	26th
Minutes Per Game	35:04	64th

**David Roddy**

Defensive Rebounds Per Game	7.12	23rd
Double-Doubles	6	25th
Total Rebounds	149	22nd
Rebounds Per Game	9.3	38th
Free Throws Made	62	68th
Free Throw Attempts	82	75th
Field-Goal Percentage	50.9	94th

**Conference Only Rankings**

• Here are the team categories the Rams' rank in the top three in Mountain West only games and where the individual players appear in the rankings in 2020-21.

(through Feb. 1, 2021)

CSU's Team Rankings	Rank	Avg.
Free Throw Percentage	1st	78.2
3-Point Field Goals Made	1st	10.50
Scoring Offense	2nd	77.42
Field Goal Percentage	2nd	48.7
3-Point Field Goal Percentage	2nd	40.5
Defensive Rebounds Per Game	2nd	27.25
Assists	3rd	16.25

**INDIVIDUAL MOUNTAIN WEST ONLY RANKS (CSU only)**

Scoring	6.	David Roddy	16.25
	11.	Isaiah Stevens	15.58
Rebounding	4.	David Roddy	9.67
	t-14.	Isaiah Stevens	5.17
Field Goal Percentage	2.	David Roddy	53.5
	7.	Isaiah Stevens	47.0
Free Throw Percentage	3.	Isaiah Stevens	87.0
	11.	David Roddy	72.1
3-Pt. FG Made	7.	Kendle Moore	2.36
	11.	Isaiah Stevens	1.92
	t-14.	Adam Thistlewood	1.83
Assists	1.	Isaiah Stevens	7.17
Assist-to-Turnover	4.	Isaiah Stevens	1.83
Blocked Shots	t-12.	David Roddy	0.83
	t-12.	Adam Thistlewood	0.83
	t-14.	James Moors	0.67
Steals	t-5.	Isaiah Stevens	1.50
	t-10.	Kendle Moore	1.27
Offensive Rebounds	7.	David Roddy	2.33
Defensive Rebounds	1.	David Roddy	7.33
	7.	Isaiah Stevens	4.92
Minutes Played	2.	Isaiah Stevens	35.50

**CSU Scheduled To Appear On National Television 14 Times**

- CSU will appear on national television broadcasts 14 times, the Mountain West and TV partners CBS Sports Network and FOX Sports announced.
- The schedule includes shifts of eight games along with the last weekend's series at defending conference champion San Diego State.
- Colorado State will have six series and two individual games televised nationally, with the next the UNLV series on Jan. 7 (CBS Sports Network) and Jan. 9 (FS1). Of the six series on the schedule, five are splits between CBS/CBS Sports Network and FS1.

• The four series altered to accommodate broadcasts are at Utah State (Jan. 19 and 21), Boise State (Jan. 27 and 29), New Mexico (Feb. 9 and 11) and at Nevada (Feb. 20 and 22). Individual games on a broadcast are the Border War at Wyoming on Sat., Feb. 6 (CBS Sports Network) and the home finale against Air Force on March 1 (CBS Sports Network).

**CBS (1)**

• Sat., Jan. 2 - at San Diego State W, 70-67

**CBS Sports Network (7)**

- Thu., Jan. 7 - UNLV W, 74-71
- Tue., Jan. 19 - at Utah State L, 64-83
- Wed., Jan. 27 - Boise State W, 78-56
- Sat., Feb. 6 - at Wyoming
- Thu., Feb. 11 - New Mexico
- Mon., Feb. 22 - at Nevada
- Mon., March 1 - Air Force

**FS1 (6)**

- Mon., Jan. 4 - at San Diego State L, 65-78
- Sat., Jan. 9 - UNLV W, 83-80
- Thu., Jan. 21 - at Utah State W, 84-76
- Fri., Jan. 29 - Boise State L, 77-85
- Tue., Feb. 9 - New Mexico
- Sat., Feb. 20 - at Nevada

**Double-Doubles**

• The Rams have two players that have combined for 11 double-doubles in their young careers, including three via points-assists, as the program total is now 651 since 1965-66.

**David Roddy 8**

- 17 pts, 11 reb; vs Tulsa, 12/21/19
- 19 pts, 13 reb; WYOMING, 1/4/20
- **25 pts, 12 reb; CSU PUEBLO, 12/12/20**
- **19 pts, 13 reb; FRESNO STATE, 12/28/20**
- **17 pts, 11 reb; FRESNO STATE, 12/30/20**
- **15 pts, 12 reb; at San Diego State, 1/2/21**
- **17 pts, 14 reb; vs. San Jose State, 1/14/21**
- **27 pts, 15 reb; BOISE STATE, 1/27/21**

**Isaiah Stevens 3**

- 26 pts, 12 ast; vs Tulsa, 12/21/19
- **11 pts, 10 ast; at San Diego State, 1/4/21**
- **12 pts, 10 ast; BOISE STATE, 1/27/21**

**Points/Assists Double-Double Career Leaders (18 total in history)**

1.	Ryan Yoder (1990-94)	6
2.	Isaiah Stevens (2019-pres.)	3
3.	Fred Anzures (1973-77)	2
	Rudy Carey (1970-74)	2

**DOUBLE-DOUBLE RANKINGS TOTAL (105 Players since 1965-66)**

1.	Nico Carvacho (2015-20)	49
2.	Mike Childress (1969-71)	35
3.	Emmanuel Omogbo (2016-18)	28
4.	Jason Smith (2004-07)	24
5.	Tim Hall (1971-75)	23
20.	Archie Weems (1968-70)	10
t-21.	three players with	9
t-24.	David Roddy (2019-pres.)	8
	six players with	8

**Colorado State Policy on Injury Reports**

Due to circumstances surrounding the Family Education Rights and Privacy Act (FERPA) and the Health Insurance Portability and Accountability Act (HIPAA), Colorado State University has developed a policy regarding the release of injury information.

CSU student-athletes have the right to hold all injury information, except body part and playing status, confidential and private. As a standard operating procedure, coaches, athletic communications staff, and other athletic department personnel should refrain from sharing specific injury information with the media. However, in certain occasions, injury information could be released at the discretion of the athletic communications department after authorization is obtained from the student-athlete.

It is the policy of the CSU athletic training staff to not address the media unless it is absolutely necessary. Therefore, inquiries by the media regarding medical situations should be addressed to the Athletic Communications office.

Thank you for your cooperation in this matter.

**AP Top 25 (Feb. 1)**

Rank	Team	Record	Points	Last
1.	Gonzaga (61)	17-0	1,597	1
2.	Baylor (3)	16-0	1,539	2
3.	Villanova	11-1	1,458	3
4.	Michigan	13-1	1,402	4
5.	Houston	15-1	1,348	6
6.	Texas	11-3	1,228	5
7.	Ohio State	14-4	1,133	13
8.	Iowa	12-4	1,079	7
9.	Oklahoma	11-4	966	24
10.	Alabama	14-4	958	9
11.	Tennessee	12-3	869	18
12.	Illinois	11-5	850	19
13.	Texas Tech	12-5	797	10
14.	Virginia	11-3	752	8
15.	Creighton	13-4	732	17
16.	Virginia Tech	13-3	718	20
17.	West Virginia	11-5	669	11
18.	Missouri	11-3	589	12
19.	Wisconsin	13-5	452	14
20.	Florida State	10-3	393	16
21.	UCLA	13-3	260	23
22.	Florida	10-4	196	NR
23.	Kansas	11-6	171	15
24.	Purdue	12-6	130	NR
25.	Drake	16-0	117	NR

Others receiving votes: Oklahoma State 111, USC 57, Loyola Chicago 52, Minnesota 42, Xavier 25, **Boise State 23**, St. Bonaventure 19, Saint Louis 11, Belmont 11, Toledo 9, Oregon 8, Colorado 8, **San Diego State 6**, Connecticut 5, Louisville 4, North Carolina 3, Georgia Tech 2, Rutgers 1

**USA Today Coaches Top 25 (Feb. 1)**

Rank	Team	Record	Points	Last
1.	Gonzaga (28)	17-0	796	1
2.	Baylor (4)	16-0	772	2
3.	Villanova	11-1	735	3
4.	Michigan	13-1	690	4
5.	Houston	15-1	660	6
6.	Texas	11-3	610	5
7.	Alabama	14-4	495	8
8.	Iowa	12-4	490	7
9.	Ohio St.	14-4	478	15
10.	Tennessee	12-3	446	17
11.	Texas Tech	12-5	422	10
12.	Creighton	13-4	396	14
13.	Illinois	11-5	382	22
14.	Oklahoma	11-4	379	NR
15.	Virginia	11-3	368	8
16.	Virginia Tech	13-3	357	19
17.	Missouri	11-3	343	12
18.	West Virginia	11-5	277	11
19.	Florida State	10-3	237	16
20.	Wisconsin	13-5	212	13
21.	UCLA	13-3	165	21
22.	Kansas	11-6	112	18
23.	Florida	10-4	90	NR
24.	Oklahoma State	11-4	88	NR
25.	Drake	16-0	67	NR

Others receiving votes: Minnesota 66; Purdue 59; USC 44; Loyola-Chicago 43; Oregon 39; Louisville 26; Xavier 9; St. Bonaventure 8; Colorado 8; **Boise St. 7**; Louisiana State 6; **San Diego St. 5**; Toledo 3; Belmont 3; Rutgers 2; North Carolina 2; Winthrop 1; Saint Louis 1; Georgia Tech 1.

2020-21 CSU opponents in **bold italics**



## GAMES 17 & 18 - AT WYOMING

### Moving On Up

- Juniors Kendle Moore and Adam Thistlewood are looked at to help lead this team as two of the four returning starters.
- For their careers, the third-year roommates have played in a combined 152 of a possible 156 games (143 starts) and contributed 18.1 points, 5.4 rebounds and better than 39 percent from the three-point arc as a duo.
- Both are now in the career top 20 for CSU in three-pointers as Thistlewood is 14th at 140 and Moore has 127 and is 17th. Moore is also 10th in career steals with 107.

### Career 3-Pointers List

10.	149	Gian Clavell	(70 Games)	2014-17
11.	148	Wes Eikmeier	(96 Games)	2009-13
12.	144	Andre McFarland	(114 Games)	2007-11
	144	Bryan Christiansen	(79 Games)	1995-98
14.	140	<b>Adam Thistlewood</b>	<b>(77 games)</b>	<b>2019-pres.</b>
15.	130	Lynn Tryon	(115 Games)	1988-92
	130	Stephan Gilling	(61 Games)	2005-07
17.	127	<b>Kendle Moore</b>	<b>(79 games)</b>	<b>2019-pres.</b>

### Career Steals

5.	118	David Evans		1994-96
6.	110	J.D. Paige		2015-19
7.	109	Eddie Hughes		1978-82
8.	108	Cory Lewis		2005-07
	108	Damon Crawford		1990-94
10.	107	<b>Kendle Moore</b>	<b>(79 games)</b>	<b>2019-pres.</b>

### Career Free-Throw Percentage

t-12.	.825	Adam Thistlewood (77 games)	2019-pres.
-------	------	-----------------------------	------------

### Career 3-Point Field Goal Percentage

18.	.394	Kendle Moore (79 games)	2019-pres.
22.	.386	Adam Thistlewood (77 games)	2019-pres.

### In the 2020-21 Season

- The pair both scored in double figures in the opener against CSU Pueblo, as Thistlewood had 16 points, including three triples and 5-of-6 at the free throw line, while Moore tallied 13 points, hitting all six of his field goal attempts and adding three assists and two steals.
- Against Northern Arizona, Moore had 12 points, four rebounds and four steals, while Thistlewood chipped in nine points and four rebounds.
- In the victory at Santa Clara, Moore had 12 points and four rebounds, while Thistlewood recorded 10 points and a season-best eight rebounds.
- Moore set a season-best with 18 points at San Jose State Jan. 14 and connected on nine three pointers in the two-game set with the Spartans.
- Thistlewood tied a career high with 24 points, including a career-best five 3-pointers, against Boise State Jan. 29.
- Moore currently ranks third in scoring for CSU at 10.7 points per game while second in field goal percentage (49.6) and second in three-point percentage (42.1).
- Thistlewood is fourth at 9.9 points per game, has hit 30 three-pointers and is 93.8 percent at the free throw line.

### Sophomore Class Continuing Impact

- The sophomore class of guards Isaiah Stevens and John Tonje, forward David Roddy and center Dischon Thomas are showing the growth in their second year of collegiate basketball.
- Stevens is second in scoring at 15.5 points and first with 6.6 assists (#1 MW) per game while Roddy is first in scoring at 16.0 points per game and the top rebounder at 9.3.
- Tonje is fifth at 7.0 points per game, with Thomas averaging 5.1 points and 3.3 boards a contest.
- Against Northern Arizona Dec. 14, Stevens had a game-high 23 points and nine assists, while Roddy added 14 points, eight rebounds and four assists. Tonje chipped in seven points and two rebounds off the bench.
- In the win at Santa Clara Dec. 22, the group combined or 45 points and 22 rebounds, with Roddy leading with 16 points and Tonje recording a career-high with 12 off the bench.
- Roddy recorded double-doubles in each of the games against Fresno State, going for 19 points and a career high-tying 13 rebounds in the opener and following it up with 17 points and 11 boards in the second victory.
- The group made a major impact on the historic comeback win over then-No. 23 San Diego State Jan. 2, combining for 41 points, 19 rebounds and 12 assists. Tonje capped off the win by hitting the game-winning four-point play

with a triple from the left corner with 12.3 seconds left and converting the free throw from the foul to put the Rams ahead for good.

- Roddy earned his first Mountain West Player of the Week on Jan. 5 for his efforts against Fresno State and at San Diego State.
- Stevens then garnered the award on Jan. 11 for his efforts in two thrilling wins over UNLV.
- Thomas had a season-high 15 points, including a career-best three 3-pointers in the win at Utah State, Jan. 21.
- Roddy posted career bests with 27 points and 15 rebounds in the win over Boise State Jan. 27.

### In 2019-20

- Last season, head coach Niko Medved played the four freshmen in 31 of the 32 contests in 2019-20, with three playing in all 32.
- Stevens started all 32 games, while Roddy started the final 19 games of the season, while Thomas and Tonje both played at least 31 contests and contributed off the bench.
- Stevens led the team in scoring at 13.3 points per game, shooting 46.7 percent from the floor, 38.0 from the arc and 81.6 percent from the free throw line. He reached at least 10 points in 24 of the 32 games and had at least four assists in 20 of them, averaging 4.6 per game (3rd in the MW).
- Against Wyoming Feb. 15, Stevens set CSU's freshman assist record, surpassing Michael Morris (2002-03) at 121. He had 144 assists on the year, which is fifth on the CSU single-season chart (Milt Palacio in 4th with 147).
- Roddy was third at 11.4 points per game and second at 5.6 rebounds a contest, as the freshman scored in double figures in 22 of the last 28 games and 23 total contests last season.
- The duo earned honorable mention All-MW from the media, Stevens Third Team All-MW by the coaches and also MW Freshman of the Year by both the coaches and media.

### CSU Career Ranks

#### Isaiah Stevens

Assists Per Game	2nd	5.19
Free Throw Percentage	7th	.844
3-Point Field Goal Percentage	12th	.401

#### Career Assists

1.	530	Ryan Yoder	1990-94
12.	271	Cory Lewis	2005-07
13.	268	Alton Brandon	1975-79
14.	259	Fred Anzures	1973-77
15.	256	Lynn Tryon	1988-92
16.	252	Todd Benn	1981-85
17.	249	<b>Isaiah Stevens</b>	<b>2019-pres.</b>
18.	240	Nico Carvacho	2015-20
	240	John Gillon	2014-16

### Coors Light Coaches' Show Is Back

- The Coors Light Basketball Coaches' Show, hosted by "Voice of the Rams" Brian Roth, made its 2020 debut on Wed. Dec. 16, from 7-8 p.m., broadcast live from the Lucky Joe's Studio at Moby Arena. Due to the global pandemic, fans are not permitted at the show this year.
- The show will air on the Colorado State Sports Network powered by Canvas Credit Union, including the flagship home of the Colorado State Rams, Power 102.9 FM, in Northern Colorado and on Mile High Sports 1430 AM in the Denver Metro area.
- The one-hour weekly show provides an inside look at the Rams' men's and women's program from men's head coach Niko Medved and women's head coach Ryun Williams, including previews of the upcoming action for each squad. The show will run at the same time, with the date varying based on coach availability due to game schedules. Fans also may submit questions on social media via the Twitter account @CSURamsRadio.
- Dates are subject to change based on changes in the basketball schedule.

### Coors Light Basketball Coaches' Show Schedule:

- Feb. 8 (Mon.), 15 (Mon.) and 24 (Wed.)
- Tue. or Wed., March 2 or 3 (based on game schedules)

### Stevens Preseason All-MW

- Sophomore Isaiah Stevens was selected to the Preseason All-Mountain West squad.
- The second-ever league Freshman of the Year for the Rams, Stevens made an immediate impact on the program in 2019-20, starting all 32 games and leading the team in scoring at 13.3 points per game, which ranks 13th in the league, and third in the Mountain West at 4.5 assists per game and assist-to-turnover ratio at 2.18.

### MOUNTAIN WEST STANDINGS: (through Feb. 1, 2021)

School	MW		Overall	
	W-L	Pct	W-L	Pct
Boise State (RV/RV)	10-1	.909	14-2	.875
Utah State	10-2	.833	13-5	.722
<b>Colorado State</b>	<b>9-3</b>	<b>.750</b>	<b>12-4</b>	<b>.750</b>
San Diego St. (NR/RV)	7-3	.700	13-4	.765
Nevada	6-5	.545	11-7	.611
Fresno State	5-6	.455	7-6	.538
UNLV	3-4	.429	6-8	.429
<b>Wyoming</b>	<b>4-6</b>	<b>.400</b>	<b>10-7</b>	<b>.588</b>
San José State	3-9	.250	5-11	.313
Air Force	2-10	.167	4-12	.250
New Mexico	1-11	.083	5-11	.313

**RANKING IN THE MOUNTAIN WEST:** Here are the Rams' team and individual rankings in the Mountain West and NCAA (through Feb. 1, 2021)

CSU's Team Rankings	MW	Avg.	NCAA
Scoring Offense	3rd	75.75	88th
Scoring Defense	4th	66.56	84th
Scoring Margin	4th	+9.19	60th
Field Goal Percentage	1st	47.6	39th
Field Goal Percentage Def.	7th	41.4	91st
Free Throw Percentage	1st	77.3	20th
Free Throws Made	5th	221	88th
Free Throw Attempts	7th	286	141st
3-Pt. Field Goal Percentage	2nd	39.1	17th
3-Pt. Field Goal Percentage Def.	1st	30.4	57th
3-Pt. Field Goals Per Game	2nd	9.7	23rd
3-Pt. Field Goals Attempted	3rd	39.6	55th
Rebounding Offense	9th	34.25	241st
Rebounding Defense	4th	34.25	N/A
Rebounding Margin	8th	0.00	190th
Blocked Shots	9th	2.56	246th
Assists	2nd	15.63	62nd
Steals	7th	5.94	230th
Turnovers (Fewest)	7th	13.81	199th
Turnovers Forced	5th	13.94	153rd
Turnover Margin	6th	+0.13	175th
Assist/Turnover Ratio	5th	1.13	92nd
Offensive Rebounds	10th	6.50	329th
Defensive Rebounds	3rd	27.75	51st
Offensive Rebounding Pct	10th	21.0	N/A
Defensive Rebounding Pct	5th	73.9	N/A

### INDIVIDUAL MOUNTAIN WEST RANKINGS (CSU only)

Scoring	6.	David Roddy	16.00
	10.	Isaiah Stevens	15.50
Rebounding	3.	David Roddy	9.31
3-Pt. FG Made	8.	Kendle Moore	2.13
	t-12.	Adam Thistlewood	1.88
Field Goal Percentage	2.	David Roddy	50.9
	5.	Isaiah Stevens	47.8
Free Throw Percentage	1.	<b>Isaiah Stevens</b>	<b>89.5</b>
	7.	David Roddy	75.6
Assists	1.	<b>Isaiah Stevens</b>	<b>6.56</b>
	15.	David Roddy	2.69
Steals	6.	Kendle Moore	1.53
	t-8.	Isaiah Stevens	1.44
Assist-to-Turnover	4.	Isaiah Stevens	1.98
Blocked Shots	t-10.	David Roddy	0.81
	t-10.	Adam Thistlewood	0.81
Offensive Rebounds	8.	David Roddy	2.19
Defensive Rebounds	1.	<b>David Roddy</b>	<b>7.13</b>
	8.	Isaiah Stevens	4.63
Minutes Played	3.	Isaiah Stevens	35.07
	13.	David Roddy	31.02



## 2020-21 SEASON AND CAREER TOTALS (RETURNERS)

<b>Double-Digit Scoring Games</b> .....	<b>2020-21 (Record)</b> .....	<b>Career (Record)</b>
Isaiah Stevens .....	13 (10-3) .....	37 (26-11)
David Roddy .....	12 (10-2) .....	35 (26-9)
Kendle Moore .....	10 (10-0) .....	35 (29-6)
Adam Thistlewood .....	6 (4-2) .....	37 (23-14)
John Tonje .....	5 (4-1) .....	6 (5-1)
Dischon Thomas .....	2 (2-0) .....	4 (4-0)
James Moors .....	2 (2-0) .....	2 (2-0)
P.J. Byrd .....	1 (1-0) .....	1 (1-0)
Isaiah Rivera .....	1 (1-0) .....	1 (1-0)

<b>20+-Point Games</b> .....	<b>2020-21 (Record)</b> .....	<b>Career (Record)</b>
Isaiah Stevens .....	3 (3-0) .....	9 (8-1)
David Roddy .....	2 (2-0) .....	4 (4-0)
Adam Thistlewood .....	1 (0-1) .....	3 (2-1)
Kendle Moore .....	0 (0-0) .....	4 (4-0)

<b>10+-Rebound Games</b> .....	<b>2020-21 (Record)</b> .....	<b>Career (Record)</b>
David Roddy .....	7 (7-0) .....	9 (9-0)
Adam Thistlewood .....	0 (0-0) .....	1 (0-1)

<b>5+-Assist Games</b> .....	<b>2020-21 (Record)</b> .....	<b>Career (Record)</b>
Isaiah Stevens .....	11 (9-2) .....	25 (20-5)
Kendle Moore .....	0 (0-0) .....	4 (3-1)
David Roddy .....	0 (0-0) .....	2 (2-0)
P.J. Byrd .....	0 (0-0) .....	1 (1-0)

<b>Double-Doubles</b> .....	<b>2020-21 (Record)</b> .....	<b>Career (Record)</b>
David Roddy .....	5 (5-0) .....	7 (7-0)
Isaiah Stevens .....	1 (0-1) .....	2 (1-1)

<b>3+-Steal Games</b> .....	<b>2020-21 (Record)</b> .....	<b>Career (Record)</b>
Isaiah Stevens .....	3 (2-1) .....	5 (4-1)
Kendle Moore .....	1 (1-0) .....	9 (5-4)
Adam Thistlewood .....	1 (1-0) .....	3 (3-0)

<b>3+-Three-Pointer Games</b> .....	<b>2020-21 (Record)</b> .....	<b>Career (Record)</b>
Kendle Moore .....	5 (5-0) .....	17 (17-0)
Adam Thistlewood .....	4 (3-1) .....	18 (14-4)
Isaiah Stevens .....	3 (3-0) .....	7 (5-2)
David Roddy .....	2 (2-0) .....	2 (2-0)
John Tonje .....	2 (1-1) .....	3 (2-1)
Isaiah Rivera .....	1 (1-0) .....	1 (1-0)
Dischon Thomas .....	1 (1-0) .....	1 (1-0)

<b>Scoring Leaders (Including Ties)</b> .....	<b>2020-21 (Record)</b> .....	<b>Career (Record)</b>
David Roddy .....	7 (6-1) .....	14 (10-4)
Isaiah Stevens .....	5 (4-1) .....	15 (10-5)
Adam Thistlewood .....	3 (2-1) .....	9 (5-4)
Kendle Moore .....	1 (1-0) .....	6 (5-1)
Dischon Thomas .....	1 (0-1) .....	2 (1-1)
John Tonje .....	1 (0-1) .....	1 (0-1)

<b>Rebounding Leaders (Including Ties)</b> .....	<b>2020-21 (Record)</b> .....	<b>Career (Record)</b>
David Roddy .....	12 (10-2) .....	15 (12-3)
Isaiah Stevens .....	3 (1-2) .....	4 (1-3)
Adam Thistlewood .....	2 (2-0) .....	2 (2-0)
Dischon Thomas .....	1 (1-0) .....	1 (1-0)

<b>Assist Leaders (Including Ties)</b> .....	<b>2020-21 (Record)</b> .....	<b>Career (Record)</b>
Isaiah Stevens .....	14 (11-3) .....	36 (26-10)
David Roddy .....	2 (1-1) .....	6 (3-3)
Isaiah Rivera .....	1 (0-1) .....	1 (0-1)
Kendle Moore .....	0 (0-0) .....	15 (6-9)
P.J. Byrd .....	0 (0-0) .....	1 (1-0)
Adam Thistlewood .....	0 (0-0) .....	1 (1-0)

## STREAKS

Overall .....	L, 1
Unranked teams anywhere .....	L, 1
Ranked teams anywhere .....	W, 1
Mountain West Opponent .....	L, 1
Home .....	L, 1
Home MW .....	L, 1
Home Nonconference .....	W, 4
Home unranked nonconference .....	W, 5
Home unranked teams .....	L, 1
Home ranked teams .....	L, 4
Road .....	W, 1
Road MW .....	W, 1
Road unranked teams .....	W, 1
Road ranked teams .....	W, 1
Neutral .....	W, 2
Neutral MW .....	W, 2
Neutral unranked teams .....	W, 2
Neutral ranked teams .....	L, 8

<b>Consecutive Games with a Three-Pointer</b> Curr. Streak .....	<b>Career Streak</b>	
Kendle Moore .....	8 .....	22
Adam Thistlewood .....	7 .....	11
John Tonje .....	3 .....	5
David Roddy .....	3 .....	4
Isaiah Stevens .....	1 .....	9
Dischon Thomas .....	- .....	2
Isaiah Rivera .....	- .....	2
PJ Byrd .....	- .....	2
James Moors .....	- .....	1
Nick Bassett .....	- .....	1

<b>Games Played</b> .....	<b>2020-21 (Record)</b> .....	<b>Career (Record)</b>
Adam Thistlewood .....	16 (12-4) .....	78 (43-35)
Isaiah Stevens .....	16 (12-4) .....	48 (32-16)
Dischon Thomas .....	16 (12-4) .....	48 (32-16)
David Roddy .....	16 (12-4) .....	48 (32-16)
John Tonje .....	16 (12-4) .....	47 (32-15)
PJ Byrd .....	16 (12-4) .....	24 (18-6)
James Moors .....	16 (12-4) .....	16 (12-4)
Isaiah Rivera .....	16 (12-4) .....	16 (12-4)
Kendle Moore .....	15 (12-3) .....	79 (44-35)
Trace Young .....	5 (5-0) .....	5 (5-0)
Nick Bassett .....	3 (3-0) .....	3 (3-0)

<b>Starts</b> .....	<b>Consecutive (Record)</b> .....	<b>Career (Record)</b>
Isaiah Stevens .....	48 (32-16) .....	48 (32-16)
Adam Thistlewood .....	17 (13-4) .....	69 (38-31)
James Moors .....	9 (6-3) .....	9 (6-3)
Kendle Moore .....	8 (6-2) .....	78 (44-34)
David Roddy .....	6 (4-2) .....	34 (24-10)
Dischon Thomas .....	- .....	7 (6-1)
John Tonje .....	- .....	1 (1-0)
Isaiah Rivera .....	- .....	1 (0-1)



2020-21 RAMS' MISCELLANEOUS STATISTICS

Table with columns for 2020-21 Overall, MW, Home, Road, Neutral, Medved, CSU, MW, and various statistical categories like 'Outscore their opponents', 'Leading at halftime', 'BY OFFENSE', etc.

INSIDE THE GAME

Largest Victory: 39, vs. Northern Arizona (12/14/20)
Smallest Victory: 3, at #23 San Diego State (1/2/21);
3, vs. UNLV (1/7/21)
3, vs. UNLV (1/9/21)

Largest Defeat: 20, at Saint Mary's (CA) (12/19/20)
Smallest Defeat: 8, vs. Boise State (1/29/21)

Largest Halftime Lead: 24, vs. Fresno State (12/30/20)
Largest Halftime Deficit: 26, at San Diego State (1/4/21)

Most Points in 1st Half: 46, at San Jose State (1/14/21)
Lowest Points in 1st Half: 17, at Saint Mary's (CA) (12/19/20)

Most Points in 2nd Half: 56, vs. Northern Arizona (12/14/20)
Lowest Points in 2nd Half: 16, at Saint Mary's (CA) (12/19/20)

Most Points Allowed in 1st Half: 50, at San Diego State (1/4/21)
Lowest Points Allowed in 1st Half: 17, vs. Fresno State (12/30/20)

Most Points Allowed in 2nd Half: 47, vs. Boise State (1/29/21)
Lowest Points Allowed in 2nd Half:
20, vs. Northern Arizona (12/14/20)
20, at Saint Mary's (CA) (12/19/20)

Most Points in Overtime:
Lowest Points in Overtime:

Most Points Allowed in Overtime:
Lowest Points Allowed in Overtime:

Largest Lead in a game won: 39, vs. Northern Arizona (12/14/20)
Largest Oppt lead in a game won:
26, at #23 San Diego State (1/2/21)

Largest Lead in a game lost: 4, vs. Boise State (1/29/21)
Largest Oppt lead in a game lost: 29, at San Diego State (1/4/21)

Most Lead Changes: 18, vs. UNLV (1/9/21)
Most Ties In a Game: 12, vs. UNLV (1/9/21)

Games Led Start to Finish (never trailed):
- Dec. 28, 2020 - CSU 75, Fresno State 53
- Jan. 14, 2021 - CSU 90, at San Jose State 57



## 2020-21 COLORADO STATE STARTING LINEUPS

Opponent	Score	Guard	Guard	Forward	Forward	Center	Points Scored	
							Starters	Bench
CSU Pueblo	W, 89-77	Moore	Stevens	Thistlewood	Roddy	Thomas	77	12
Northern Arizona	W, 91-52	Moore	Stevens	Thistlewood	Roddy	Thomas	60	31
at Saint Mary's (Calif.)	L, 33-53	Moore	Stevens	Thistlewood	Roddy	Thomas	25	8
at Santa Clara	W, 70-57	Moore	Stevens	Thistlewood	Roddy	Thomas	55	15
Fresno State*	W, 75-53	Moore	Stevens	Thistlewood	Roddy	Thomas	60	15
Fresno State*	W, 81-59	Moore	Stevens	Thistlewood	Roddy	Thomas	41	40
at San Diego State*	W, 70-67	Moore	Stevens	Thistlewood	Roddy	Thomas	54	16
at San Diego State*	L, 65-78	Rivera	Stevens	Thistlewood	Roddy	Moors	43	22
UNLV*	W, 74-71	Moore	Stevens	Thistlewood	Roddy	Moors	62	12
UNLV*	W, 83-80	Moore	Stevens	Thistlewood	Tonje	Moors	57	26
vs. San Jose State*	W, 90-57	Moore	Stevens	Thistlewood	Roddy	Moors	64	26
vs. San Jose State*	W, 88-61	Moore	Stevens	Thistlewood	Roddy	Moors	70	18
at Utah State*	L, 64-83	Moore	Stevens	Thistlewood	Roddy	Moors	52	12
at Utah State*	W, 84-76	Moore	Stevens	Thistlewood	Roddy	Moors	62	22
Boise State*	W, 78-56	Moore	Stevens	Thistlewood	Roddy	Moors	60	18
Boise State*	L, 77-85	Moore	Stevens	Thistlewood	Roddy	Moors	64	13
at Wyoming*								
at Wyoming*								
New Mexico*								
New Mexico*								
Northern Colorado								
at Nevada*								
at Nevada*								
Air Force*								
Air Force*								
MW Tournament								
<b>Totals</b>							<b>906</b>	<b>306</b>
							<b>(74.7%)</b>	<b>(25.3%)</b>

\* Started an additional guard

## 2020-21 Rams Starting Lineups

PG	SG	SF	PF	C	Record
Moore	Stevens	Thistlewood	Roddy	Moors	5-2
Moore	Stevens	Tonje	Thistlewood	Moors	1-0
Stevens	Rivera	Thistlewood	Roddy	Moors	0-1
Moore	Stevens	Thistlewood	Roddy	Thomas	6-1

\*Most recent starting lineup listed first



2020-21 SEASON BOX SCORE | ALL/CONFERENCE GAMES

(AS OF FEB. 1, 2021)

<b>RECORD:</b>	<b>OVERALL</b>	<b>HOME</b>	<b>AWAY</b>	<b>NEUTRAL</b>
<b>ALL GAMES</b>	<b>(12-4)</b>	<b>(7-1)</b>	<b>(3-3)</b>	<b>(2-0)</b>
<b>MOUNTAIN WEST</b>	<b>(9-3)</b>	<b>(5-1)</b>	<b>(2-2)</b>	<b>(2-0)</b>
<b>NON-CONFERENCE</b>	<b>(3-1)</b>	<b>(2-0)</b>	<b>(1-1)</b>	<b>(0-0)</b>
<b>MOUNTAIN WEST CHAMPIONSHIP</b>	<b>(0-0)</b>	<b>(0-0)</b>	<b>(0-0)</b>	<b>(0-0)</b>

#	Player	GP	GS	Min	TOTAL			3-PTS			REBOUNDS			PF	FO	A	TO	Blk	Stl	Pts	Avg					
					FG	FGA	Pct	3FG	3FGA	Pct	FT	FTA	Pct									Off	Def	Tot	Avg	
21	David Roddy	16	15	496	31.0	88	173	.509	18	52	.346	62	82	.756	35	114	149	9.3	34	0	43	37	13	15	256	16.0
	Conference-Only...	12	11	371	30.9	68	127	.535	15	38	.395	44	61	.721	28	88	116	9.7	28	0	32	29	10	9	195	16.3
04	Isaiah Stevens	16	16	563	35.2	85	178	.478	27	61	.443	51	57	.895	5	74	79	4.9	30	0	105	52	0	23	248	15.5
	Conference-Only...	12	12	429	35.8	62	132	.470	23	51	.451	40	46	.870	3	59	62	5.2	21	0	86	46	0	18	187	15.6
03	Kendle Moore	15	15	431	28.7	57	115	.496	32	76	.421	14	16	.875	3	37	40	2.7	37	0	28	30	0	23	160	10.7
	Conference-Only...	11	11	323	29.4	39	86	.453	26	63	.413	14	16	.875	3	26	29	2.6	28	0	20	21	0	14	118	10.7
31	Adam Thistlewood	16	16	472	29.5	49	111	.441	30	81	.370	30	32	.938	3	47	50	3.1	30	0	8	7	13	10	158	9.9
	Conference-Only...	12	12	365	30.4	38	81	.469	22	58	.379	25	26	.962	3	32	35	2.9	24	0	4	6	10	8	123	10.3
01	John Tonje	16	1	320	20.0	37	91	.407	18	50	.360	20	23	.870	10	38	48	3.0	24	0	9	20	1	6	112	7.0
	Conference-Only...	12	1	250	20.8	30	69	.435	15	41	.366	12	13	.923	8	28	36	3.0	21	0	8	14	0	3	87	7.3
10	James Moors	16	9	309	19.3	42	80	.525	2	16	.125	10	26	.385	16	41	57	3.6	30	1	21	24	9	4	96	6.0
	Conference-Only...	12	9	238	19.8	34	62	.548	2	12	.167	7	19	.368	12	30	42	3.5	27	1	18	18	8	4	77	6.4
11	Dischon Thomas	16	7	215	13.4	29	61	.475	11	20	.550	13	22	.591	12	40	52	3.3	41	1	7	15	4	4	82	5.1
	Conference-Only...	12	3	141	11.8	22	42	.524	9	15	.600	11	15	.733	7	23	30	2.5	31	1	6	9	2	2	64	5.3
23	Isaiah Rivera	16	1	188	11.8	17	39	.436	9	20	.450	6	12	.500	3	22	25	1.6	15	0	11	15	0	6	49	3.1
	Conference-Only...	12	1	127	10.6	12	26	.462	8	17	.471	1	4	.250	2	16	18	1.5	10	0	8	13	0	6	33	2.8
05	P.J. Byrd	16	0	197	12.3	13	29	.448	7	18	.389	15	16	.938	2	8	10	0.6	26	1	18	11	1	4	48	3.0
	Conference-Only...	12	0	150	12.5	12	25	.480	6	15	.400	15	16	.938	1	6	7	0.6	20	1	13	9	1	4	45	3.8
22	Nick Bassett	3	0	3	1.0	1	1	1.000	1	1	1.000	0	0	.000	0	0	0	0.0	0	0	0	0	0	0	3	1.0
	Conference-Only...	2	0	1	0.5	0	0	.000	0	0	.000	0	0	.000	0	0	0	0.0	0	0	0	0	0	0	0	0.0
00	Trace Young	5	0	6	1.2	0	1	.000	0	1	.000	0	0	.000	0	0	0	0.0	1	0	0	1	0	0	0	0.0
	Conference-Only...	4	0	5	1.3	0	1	.000	0	1	.000	0	0	.000	0	0	0	0.0	1	0	0	1	0	0	0	0.0
TM	TEAM.....														15	23	38	2.4	0			9				0
	Conference-Only...														13	19	32	2.7	0			9				0
	<b>Total.....</b>	<b>16</b>				<b>418</b>	<b>879</b>	<b>.476</b>	<b>155</b>	<b>396</b>	<b>.391</b>	<b>221</b>	<b>286</b>	<b>.773</b>	<b>104</b>	<b>444</b>	<b>548</b>	<b>34.2</b>	<b>268</b>	<b>3</b>	<b>250</b>	<b>221</b>	<b>41</b>	<b>95</b>	<b>1212</b>	<b>75.8</b>
	<b>Conference-Only...</b>	<b>12</b>				<b>317</b>	<b>651</b>	<b>.487</b>	<b>126</b>	<b>311</b>	<b>.405</b>	<b>169</b>	<b>216</b>	<b>.782</b>	<b>80</b>	<b>327</b>	<b>407</b>	<b>33.9</b>	<b>211</b>	<b>3</b>	<b>195</b>	<b>175</b>	<b>31</b>	<b>68</b>	<b>929</b>	<b>77.4</b>
	<b>Opponents.....</b>	<b>16</b>				<b>395</b>	<b>955</b>	<b>.414</b>	<b>125</b>	<b>411</b>	<b>.304</b>	<b>150</b>	<b>241</b>	<b>.622</b>	<b>157</b>	<b>391</b>	<b>548</b>	<b>34.2</b>	<b>295</b>	<b>6</b>	<b>203</b>	<b>223</b>	<b>48</b>	<b>108</b>	<b>1065</b>	<b>66.6</b>
	<b>Conference-Only...</b>	<b>12</b>				<b>303</b>	<b>712</b>	<b>.426</b>	<b>97</b>	<b>299</b>	<b>.324</b>	<b>123</b>	<b>202</b>	<b>.609</b>	<b>123</b>	<b>280</b>	<b>403</b>	<b>33.6</b>	<b>218</b>	<b>5</b>	<b>153</b>	<b>166</b>	<b>34</b>	<b>84</b>	<b>826</b>	<b>68.8</b>

DEADBALL REBOUNDS: OFF DEFTOTAL

Colorado State	29	5	34
Opponents	45	2	47

TEAM STATISTICS

	Colorado State	Opponents
SCORING	1212	1065
Points per game	75.8	66.6
Scoring margin	+9.2	-
FIELD GOALS-ATT	418-879	395-955
Field goal pct	.476	.414
3 POINT FG-ATT	155-396	125-411
3-point FG pct	.391	.304
3-pt FG made per game	9.7	7.8
FREE THROWS-ATT	221-286	150-241
Free throw pct	.773	.622
F-Throws made per game	13.8	9.4
REBOUNDS	548	548
Rebounds per game	34.2	34.2
Rebounding margin	+0.0	-
ASSISTS	250	203
Assists per game	15.6	12.7
TURNOVERS	221	223
Turnovers per game	13.8	13.9
Turnover margin	+0.1	-
Assist/turnover ratio	1.1	0.9
STEALS	95	108
Steals per game	5.9	6.8
BLOCKS	41	48
Blocks per game	2.6	3.0
WINNING STREAK	0	-
Home win streak	0	-
ATTENDANCE	0	3145
Home games-Avg/Game	8-0	6-524
Neutral site-Avg/Game	-	2-0

SCORE BY PERIODS:	1st	2nd	Total
Colorado State	560	652	1212
Opponents	528	537	1065

Date	Opponent	Score	Attend
12/12/20	CSU PUEBLO	W 89-77	0
12/14/20	NORTHERN ARIZONA	W 91-52	0
12/19/20	at Saint Mary's (Calif)	L 33-53	0
12/22/20	at Santa Clara	W 70-57	0
* 12/28/20	FRESNO STATE	W 75-53	0
* 12/30/20	FRESNO STATE	W 81-59	0
* 1/2/21	at San Diego State (RV/23)	W 70-67	0
* 1/4/21	at San Diego State (RV/RV)	L 65-78	0
* 1/7/21	UNLV	W 74-71	0
* 1/9/21	UNLV	W 83-80	0
* 1/14/21	vs. San Jose State %	W 90-57	0
* 1/14/21	vs. San Jose State %	W 88-61	0
* 1/19/21	at Utah State	L 64-83	1553
* 1/21/21	at Utah State	W 84-76	1592
* 1/27/21	BOISE STATE	W 78-56	0
* 1/29/21	BOISE STATE	L 77-85	0

\* Mountain West Conference Games  
 % Played at Ability 360 Center - Phoenix, Ariz.  
 ^ Mountain West Tournament (Thomas & Mack Center - Las Vegas, Nev)

2020-21 SEASON BOX SCORE | HOME GAMES (7-1, 5-1 MW)

#	Player	GP	GS	TOTAL			3-PTS			REBOUNDS																
				Min	Avg	Pct	3FG	FGA	Pct	FT	FTA	Pct	Off	Def	Tot	Avg	PF	FO	A	TO	Blk	Stl	Pts	Avg		
21	David Roddy	8	7	250	31.3	52	104	.500	12	36	.333	38	48	.792	15	62	77	9.6	14	0	22	14	8	8	154	19.3
04	Isaiah Stevens	8	8	282	35.2	49	91	.538	17	29	.586	27	31	.871	4	35	39	4.9	17	0	60	32	0	10	142	17.8
31	Adam Thistlewood	8	8	241	30.1	24	55	.436	17	42	.405	18	19	.947	2	29	31	3.9	13	0	5	2	8	7	83	10.4
03	Kendle Moore	8	8	221	27.6	27	54	.500	14	32	.438	5	6	.833	1	15	16	2.0	22	0	16	13	0	13	73	9.1
01	John Tonje	8	1	146	18.3	19	42	.452	8	23	.348	7	8	.875	5	13	18	2.3	9	0	4	11	0	2	53	6.6
10	James Moors	8	4	160	20.0	19	30	.633	1	5	.200	7	19	.368	7	19	26	3.3	16	1	16	13	5	2	46	5.8
23	Isaiah Rivera	8	0	85	10.6	12	21	.571	7	10	.700	3	8	.375	0	11	11	1.4	6	0	5	6	0	3	34	4.3
11	Dischon Thomas	8	4	113	14.1	11	24	.458	2	6	.333	10	14	.714	7	21	28	3.5	25	1	3	8	3	0	34	4.3
05	P.J. Byrd	8	0	96	12.0	7	11	.636	4	5	.800	8	8	1.000	2	5	7	0.9	14	0	6	4	1	1	26	3.3
22	Nick Bassett	3	0	3	1.0	1	1	1.000	1	1	1.000	0	0	.000	0	0	0	0.0	0	0	0	0	0	0	3	1.0
00	Trace Young	3	0	3	1.0	0	0	.000	0	0	.000	0	0	.000	0	0	0	0.0	0	0	0	0	1	0	0	0.0
TM	TEAM.....																1.8	0							0	
	<b>Total.....</b>	<b>8</b>				<b>221</b>	<b>433</b>	<b>.510</b>	<b>83</b>	<b>189</b>	<b>.439</b>	<b>123</b>	<b>161</b>	<b>.764</b>	<b>49</b>	<b>218</b>	<b>267</b>	<b>33.4</b>	<b>136</b>	<b>2</b>	<b>137</b>	<b>109</b>	<b>25</b>	<b>46</b>	<b>648</b>	<b>81.0</b>
	<b>Opponents.....</b>	<b>8</b>				<b>198</b>	<b>472</b>	<b>.419</b>	<b>53</b>	<b>198</b>	<b>.268</b>	<b>84</b>	<b>135</b>	<b>.622</b>	<b>80</b>	<b>183</b>	<b>263</b>	<b>32.9</b>	<b>153</b>	<b>4</b>	<b>91</b>	<b>114</b>	<b>22</b>	<b>52</b>	<b>533</b>	<b>66.6</b>

SCORE BY PERIODS:

	1st	2nd	Total
Colorado State	301	347	648
Opponents	247	286	533

DEADBALL REBOUNDS:

	OFF	DEF	TOTAL
Colorado State	16	2	18
Opponents	25	2	27

2020-21 SEASON BOX SCORE | ROAD GAMES (3-3, 2-2 MW)

#	Player	GP	GS	TOTAL			3-PTS			REBOUNDS																
				Min	Avg	Pct	3FG	FGA	Pct	FT	FTA	Pct	Off	Def	Tot	Avg	PF	FO	A	TO	Blk	Stl	Pts	Avg		
21	David Roddy	6	6	189	31.5	27	51	.529	4	11	.364	18	27	.667	14	31	45	7.5	18	0	16	18	5	6	76	12.7
04	Isaiah Stevens	6	6	221	36.8	25	69	.362	5	22	.227	21	23	.913	1	33	34	5.7	10	0	35	17	0	11	76	12.7
03	Kendle Moore	5	5	153	30.6	18	38	.474	9	24	.375	9	10	.900	2	19	21	4.2	8	0	9	14	0	8	54	10.8
31	Adam Thistlewood	6	6	178	29.7	17	40	.425	10	29	.345	8	9	.889	0	14	14	2.3	16	0	2	5	4	1	52	8.7
01	John Tonje	6	0	129	21.5	11	32	.344	9	19	.474	12	14	.857	3	13	16	2.7	11	0	2	6	1	2	43	7.2
11	Dischon Thomas	6	3	74	12.3	12	25	.480	7	11	.636	3	8	.375	1	13	14	2.3	13	0	3	5	1	4	34	5.7
10	James Moors	6	3	113	18.8	12	37	.324	1	10	.100	3	7	.429	7	16	23	3.8	12	0	4	9	2	1	28	4.7
05	P.J. Byrd	6	0	69	11.5	3	11	.273	2	10	.200	7	8	.875	0	1	1	0.2	4	0	8	4	0	3	15	2.5
23	Isaiah Rivera	6	1	74	12.3	2	11	.182	1	5	.200	3	4	.750	2	8	10	1.7	7	0	3	7	0	2	8	1.3
TM	TEAM.....																2.3	0							0	
	<b>Total.....</b>	<b>6</b>				<b>127</b>	<b>314</b>	<b>.404</b>	<b>48</b>	<b>141</b>	<b>.340</b>	<b>84</b>	<b>110</b>	<b>.764</b>	<b>35</b>	<b>157</b>	<b>192</b>	<b>32.0</b>	<b>99</b>	<b>0</b>	<b>82</b>	<b>88</b>	<b>13</b>	<b>38</b>	<b>386</b>	<b>64.3</b>
	<b>Opponents.....</b>	<b>6</b>				<b>151</b>	<b>356</b>	<b>.424</b>	<b>58</b>	<b>166</b>	<b>.349</b>	<b>54</b>	<b>84</b>	<b>.643</b>	<b>58</b>	<b>166</b>	<b>224</b>	<b>37.3</b>	<b>121</b>	<b>2</b>	<b>101</b>	<b>86</b>	<b>20</b>	<b>45</b>	<b>414</b>	<b>69.0</b>

SCORE BY PERIODS:

	1st	2nd	Total
Colorado State	171	215	386
Opponents	227	187	414

DEADBALL REBOUNDS:

	OFF	DEF	TOTAL
Colorado State	12	3	15
Opponents	17	0	17

2020-21 SEASON BOX SCORE | NEUTRAL GAMES (2-0, 2-0 MW)

#	Player	GP	GS	TOTAL			3-PTS			REBOUNDS																
				Min	Avg	Pct	3FG	FGA	Pct	FT	FTA	Pct	Off	Def	Tot	Avg	PF	FO	A	TO	Blk	Stl	Pts	Avg		
03	Kendle Moore	2	2	57	28.5	12	23	.522	9	20	.450	0	0	.000	0	3	3	1.5	7	0	3	3	0	2	33	16.5
04	Isaiah Stevens	2	2	60	30.0	11	18	.611	5	10	.500	3	3	1.000	0	6	6	3.0	3	0	10	3	0	2	30	15.0
21	David Roddy	2	2	57	28.5	9	18	.500	2	5	.400	6	7	.857	6	21	27	13.5	2	0	5	5	0	1	26	13.0
31	Adam Thistlewood	2	2	53	26.5	8	16	.500	3	10	.300	4	4	1.000	1	4	5	2.5	1	0	1	0	1	2	23	11.5
10	James Moors	2	2	36	18.0	11	13	.846	0	1	.000	0	0	.000	2	6	8	4.0	2	0	1	2	2	1	22	11.0
01	John Tonje	2	0	45	22.5	7	17	.412	1	8	.125	1	1	1.000	2	12	14	7.0	4	0	3	3	0	2	16	8.0
11	Dischon Thomas	2	0	28	14.0	6	12	.500	2	3	.667	0	0	.000	4	6	10	5.0	3	0	1	2	0	0	14	7.0
23	Isaiah Rivera	2	0	29	14.5	3	7	.429	1	5	.200	0	0	.000	1	3	4	2.0	2	0	3	2	0	1	7	3.5
05	P.J. Byrd	2	0	32	16.0	3	7	.429	1	3	.333	0	0	.000	0	2	2	1.0	8	1	4	3	0	0	7	3.5
00	Trace Young	2	0	3	1.5	0	1	.000	0	1	.000	0	0	.000	0	0	0	0.0	1	0	0	0	0	0	0	0.0
TM	TEAM.....																5.0	0							0	
	<b>Total.....</b>	<b>2</b>				<b>70</b>	<b>132</b>	<b>.530</b>	<b>24</b>	<b>66</b>	<b>.364</b>	<b>14</b>	<b>15</b>	<b>.933</b>	<b>20</b>	<b>69</b>	<b>89</b>	<b>44.5</b>	<b>33</b>	<b>1</b>	<b>31</b>	<b>24</b>	<b>3</b>	<b>11</b>	<b>178</b>	<b>89.0</b>
	<b>Opponents.....</b>	<b>2</b>				<b>46</b>	<b>127</b>	<b>.362</b>	<b>14</b>	<b>47</b>	<b>.298</b>	<b>12</b>	<b>22</b>	<b>.545</b>	<b>19</b>	<b>42</b>	<b>61</b>	<b>30.5</b>	<b>21</b>	<b>0</b>	<b>11</b>	<b>23</b>	<b>6</b>	<b>11</b>	<b>118</b>	<b>59.0</b>

SCORE BY PERIODS:

	1st	2nd	Total
Colorado State	88	90	178
Opponents	54	64	118

DEADBALL REBOUNDS:

	OFF	DEF	TOTAL
Colorado State	1	0	1
Opponents	3	0	3



**GAMES 17 & 18 - AT WYOMING****2020-21 GAME-BY-GAME RESULTS/LEADERS**

Opponent	Date	W/L	Score	Atten.	Rec.	H	A	N	High Scorer	High Rebounder	High Assists
CSU Pueblo	12/12/20	W	89-77	N/A	1-0	1-0	0-0	0-0	25 Roddy	12 Roddy	6 Stevens
Northern Arizona	12/14/20	W	91-52	N/A	2-0	2-0	0-0	0-0	23 Stevens	8 Roddy	9 Stevens
at Saint Mary's (Calif.)	12/19/20	L	33-53	N/A	2-1	2-0	0-1	0-0	8 Thomas	7 Moors	2 Rivera
at Santa Clara	12/22/20	W	70-57	N/A	3-1	2-0	1-1	0-0	16 Roddy	8 Thistlewood, Roddy	4 Stevens, Roddy
Fresno State*	12/28/20	W	75-53	N/A	4-1	3-0	1-1	0-0	19 Roddy	13 Roddy	9 Stevens
Fresno State*	12/30/20	W	81-59	N/A	5-1	4-0	1-1	0-0	17 Roddy	11 Roddy	6 Stevens
at San Diego State* (RV/23)	1/2/21	W	70-67	N/A	6-1	4-0	2-1	0-0	15 Roddy, Thistlewood	12 Roddy	9 Stevens
at San Diego State* (RV/RV)	1/4/21	L	65-78	N/A	6-2	4-0	2-2	0-0	15 Roddy, Tonje	9 Stevens	10 Stevens
UNLV*	1/7/21	W	74-71	N/A	7-2	5-0	2-2	0-0	25 Stevens	6 Stevens, Thomas, Thistlewood	4 Stevens
UNLV*	1/9/21	W	83-80	N/A	8-2	6-0	2-2	0-0	22 Stevens	6 Stevens	8 Stevens
vs San Jose State*	1/14/21	W	90-57	N/A	9-2	6-0	2-2	1-0	18 Moore	14 Roddy	5 Stevens
vs San Jose State*	1/16/21	W	88-61	N/A	10-2	6-0	2-2	2-0	16 Stevens, Thistlewood	13 Roddy	5 Stevens
at Utah State*	1/19/21	L	64-83	1,553	10-3	6-0	2-3	2-0	16 Stevens	8 Roddy	4 Stevens, Roddy
at Utah State*	1/21/21	W	84-76	1,592	11-3	6-0	3-3	2-0	18 Stevens	8 Stevens	8 Stevens
Boise State*	1/27/21	W	78-56	N/A	12-3	7-0	3-3	2-0	27 Roddy	15 Roddy	10 Stevens
Boise State*	1/29/21	L	77-85	N/A	12-4	7-1	3-3	2-0	24 Thistlewood	9 Stevens	8 Stevens
at Wyoming*	2/4/21										
at Wyoming*	2/6/21										
New Mexico*	2/9/21										
New Mexico*	2/11/21										
Northern Colorado	2/16/21										
at Nevada*	2/29/21										
at Nevada*	2/22/21										
Air Force*	2/27/21										
Air Force*	3/1/21										
MW Tournament	3/10/21										

**2020-21 INDIVIDUAL GAME-BY-GAME POINTS-REBOUNDS-ASSISTS**

Opponent (Date)	0	1	3	4	5	10	11	21	22	23	31	35
	Young	Tonje	Moore	Stevens	Byrd	Moors	Thomas	Roddy	Barnett	Rivera	Thistlewood	Jennissen
CSU Pueblo (12/12/20)	DNP	4-4-0	13-1-3	18-4-6	0-0-1	3-2-2	5-7-0	25-12-3	DNP	5-1-0	16-2-3	DNP
Northern Arizona (12/14/20)	0-0-0	7-2-0	12-2-4	23-5-9	3-2-1	12-4-1	2-6-0	14-8-4	3-0-0	6-1-1	9-4-0	DNP
at Saint Mary's (Calif.) (12/19/20)	DNP	2-1-0	5-4-0	6-4-0	0-0-1	4-7-0	8-4-1	6-5-0	DNP	2-4-2	0-1-0	DNP
at Santa Clara (12/22/20)	DNP	12-5-1	12-4-1	14-4-4	0-1-2	0-2-0	3-5-0	16-8-4	DNP	3-1-0	10-8-1	DNP
Fresno State* (12/28/20)	0-0-0	3-0-1	14-1-3	16-4-9	0-0-0	6-5-3	3-1-0	19-13-1	0-0-0	6-2-0	8-4-0	DNP
Fresno State* (12/30/20)	0-0-0	8-0-0	2-1-2	9-4-6	14-2-0	7-6-2	4-1-0	17-11-3	0-0-0	11-6-3	9-4-1	DNP
at San Diego State* (1/2/21)	DNP	11-2-0	13-5-3	11-4-9	0-0-0	5-6-0	0-1-0	15-12-3	DNP	0-2-0	15-3-1	DNP
at San Diego State* (1/4/21)	DNP	15-2-0	DND-Pers.	11-9-10	7-0-2	9-2-0	0-1-1	15-5-1	DNP	3-2-1	5-0-0	DNP
UNLV* (1/7/21)	DNP	0-4-1	15-2-3	25-6-4	2-2-2	2-0-2	10-6-0	18-5-1	DNP	0-1-0	2-6-0	DNP
UNLV* (1/9/21)	DNP	15-2-2	3-5-1	22-6-8	3-0-0	8-1-1	2-0-1	18-5-6	DNP	3-0-0	9-4-0	DNP
at San Jose State* (1/14/21)	0-0-0	13-6-1	18-0-1	14-5-5	3-1-2	8-2-0	5-5-1	17-14-3	DNP	5-2-3	7-2-0	DNP
at San Jose State* (1/16/21)	0-0-0	3-8-2	15-3-2	16-1-5	4-1-2	14-6-1	9-5-0	9-13-2	DNP	2-2-0	16-3-1	DNP
at Utah State* (1/19/21)	DNP	0-0-1	8-4-1	16-5-4	4-0-2	5-2-3	8-1-1	9-8-4	DNP	0-1-0	14-2-0	DNP
at Utah State* (1/21/21)	DNP	3-6-0	16-4-4	18-8-8	4-0-1	5-4-1	15-2-0	15-7-4	DNP	0-0-0	8-0-0	DNP
Boise State* (1/27/21)	DNP	11-3-0	11-3-0	12-1-10	2-1-1	4-6-3	2-4-1	27-15-1	DNP	3-0-0	6-6-1	DNP
Boise State* (1/29/21)	DNP	5-3-0	3-1-0	17-9-8	2-0-1	4-2-2	6-3-1	16-8-3	DNP	0-0-1	24-1-0	DNP
at Wyoming* (2/4/21)												
at Wyoming* (2/6/21)												
New Mexico* (2/9/21)												
New Mexico* (2/11/21)												
Northern Colorado (2/16/21)												
at Nevada* (2/20/21)												
at Nevada* (2/22/21)												
Air Force* (2/27/21)												
Air Force* (3/1/21)												
MW Tournament												

2020-21 TEAM GAME-BY-GAME STATISTICS

Opponent	Date	Score	W/L	TOTAL			3-PTS			FREE THROWS			REBOUNDS				PF	A	TO	Blk	Stl	Pts	Avg
				FG	FGA	Pct	3FG	FGA	Pct	FT	FTA	Pct	Off	Def	Tot	Avg							
Colorado State	12/12/20	89-77	W	30	58	.517	6	16	.375	23	29	.793	7	28	35	35.0	18	18	9	2	8	89	89.0
CSU Pueblo				27	64	.422	11	29	.379	12	17	.706	11	23	34	34.0	23	14	12	3	4	77	77.0
Colorado State	12/14/20	91-52	W	34	62	.548	11	22	.500	12	16	.750	7	30	37	36.0	15	20	7	4	6	91	90.0
Northern Arizona				19	53	.358	5	24	.208	9	11	.818	4	23	27	30.5	15	8	15	4	5	52	64.5
Colorado State	12/19/20	33-53	L	12	48	.250	2	15	.133	7	12	.583	7	23	30	34.0	7	4	16	2	6	33	71.0
at Saint Mary's (Calif.)				22	60	.367	7	31	.226	2	2	1.000	10	31	41	34.0	20	14	14	4	13	53	60.7
Colorado State	12/22/20	70-57	W	25	60	.417	10	32	.313	10	13	.769	3	36	39	35.2	17	13	14	2	7	70	70.8
at Santa Clara				24	66	.364	5	28	.179	4	9	.444	9	34	43	36.2	19	14	16	3	2	57	59.8
Colorado State	12/28/20	75-53	W	24	50	.480	12	28	.429	15	21	.714	7	24	31	34.4	20	17	15	3	8	75	71.6
Fresno State*				20	49	.408	4	23	.174	9	19	.474	12	23	35	36.0	19	7	22	1	6	53	58.4
Colorado State	12/30/20	81-59	W	23	44	.523	9	22	.409	26	32	.813	2	34	36	34.7	15	17	18	3	5	81	73.2
Fresno State*				23	67	.343	6	30	.200	7	14	.500	14	20	34	35.7	26	11	14	2	5	59	58.5
Colorado State	1/2/21	70-67	W	24	57	.421	11	27	.407	11	13	.846	8	31	39	35.3	15	16	13	1	4	70	72.7
at San Diego State*				23	57	.404	14	30	.467	7	12	.583	5	26	31	35.0	17	18	10	3	9	67	59.7
Colorado State	1/4/21	65-78	L	20	47	.426	7	20	.350	18	25	.720	8	19	27	34.2	16	15	17	1	7	65	71.8
at San Diego State*				29	52	.558	14	27	.519	6	11	.545	6	24	30	34.4	25	18	17	4	8	78	62.0
Colorado State	1/7/21	74-71	W	23	55	.418	12	30	.400	16	22	.727	4	29	33	34.1	15	13	10	7	3	74	72.0
UNLV*				28	67	.418	7	25	.280	8	14	.571	12	33	45	35.6	24	13	10	1	8	71	63.0
Colorado State	1/9/21	83-80	W	29	54	.537	16	29	.552	9	13	.692	5	19	24	33.1	16	19	13	2	3	83	73.1
UNLV*				31	62	.500	6	23	.261	12	15	.800	12	22	34	35.4	18	10	13	4	5	80	64.7
Colorado State	1/14/21	90-57	W	35	64	.547	12	32	.375	8	8	1.000	7	35	42	33.9	15	16	14	1	9	90	74.6
vs. San Jose State*				22	64	.344	8	25	.320	5	7	.714	9	22	31	35.0	11	5	15	2	6	57	64.0
Colorado State	1/16/21	88-61	W	35	68	.515	12	34	.353	6	7	.857	13	34	47	35.0	18	15	10	2	2	88	75.8
vs. San Jose State*				24	63	.381	6	22	.273	7	15	.467	10	20	30	34.6	10	6	8	4	5	61	63.8
Colorado State	1/19/21	64-83	L	21	52	.404	9	27	.333	13	18	.722	4	21	25	34.2	21	16	15	3	5	64	74.8
at Utah State*				26	57	.456	10	19	.526	21	28	.750	13	31	44	35.3	17	20	14	4	7	83	65.2
Colorado State	1/21/21	84-76	W	25	50	.500	9	20	.450	25	29	.862	5	27	32	34.1	23	18	13	4	9	84	75.5
at Utah State*				27	64	.422	8	31	.258	14	22	.636	15	20	35	35.3	23	17	15	2	6	76	66.0
Colorado State	1/27/21	78-56	W	29	52	.558	8	20	.400	12	16	.750	9	31	40	34.5	18	17	19	2	8	78	75.7
Boise State*				21	55	.382	5	23	.217	9	15	.600	7	17	24	34.5	12	11	15	2	10	56	65.3
Colorado State	1/29/21	77-85	L	29	58	.500	9	22	.409	10	12	.833	8	23	31	34.2	19	16	18	2	5	77	75.8
Boise State*				29	55	.527	9	21	.429	18	30	.600	8	22	30	34.2	16	18	13	5	9	85	66.6
Colorado State	2/4/21																						
at Wyoming*																							
Colorado State	2/6/21																						
at Wyoming*																							
Colorado State	2/9/21																						
New Mexico*																							
Colorado State	2/11/21																						
New Mexico*																							
Colorado State	2/16/21																						
Northern Colorado																							
Colorado State	2/20/21																						
at Nevada*																							
Colorado State	2/22/21																						
at Nevada*																							
Colorado State	2/27/21																						
Air Force*																							
Colorado State	3/1/21																						
Air Force*																							
Colorado State	3/10/21																						
MW Tournament																							

**The Last Time The Rams Had...****Player score 25 points:**

*David Roddy (27), vs. Boise State, Jan. 27, 2021*

**Player score 30 points:**

Prentiss Nixon (31), at Arkansas, Dec. 5, 2017

**Player score 35 points:**

Gian Clavell (37), at San Diego State, Jan. 28, 2017

**Player score 40 points:**

Marcus Walker (43), vs. Tennessee State, Nov. 17, 2007

**Player grab 15 rebounds:**

Nico Carvacho (17), at Wyoming, Feb. 15, 2020

**Player grab 20 rebounds:**

Nico Carvacho (20), vs. UNLV, March 9, 2019

**Player record a double-double:**

*David Roddy (27p, 15r), Isaiah Stevens (12p 10a), vs. Boise State, Jan. 27, 2021*

**Two players record a double-double:**

*David Roddy (27p, 15r), Isaiah Stevens (12p 10a), vs. Boise State, Jan. 27, 2021*

**A player record a triple-double:**

Never

**A player dish out 10 assists:**

*Isaiah Stevens (10), vs. Boise State, Jan. 27, 2021*

**A player block five shots:**

Stanton Kidd (5), vs. San Diego State, March 13, 2015

**A player collect five steals:**

Isaiah Stevens (5), at Tulsa, Dec. 21, 2019

**A player hit five+ three-point baskets:**

*Adam Thistlewood (5-9), vs. Boise State, Jan. 29, 2021*

**A player make 10 free throws:**

*Isaiah Stevens (11-13), at Utah State, Jan. 21, 2021*

**Two players score 20 points in a game:**

Isaiah Stevens (22) and Nico Carvacho (20), vs. Wyoming, March 4, 2020

**Three players score 20 points in a game:**

Colton Iverson (26), Wes Eikmeier (22) and Dorian Green (20) vs. New Mexico, Feb. 23, 2013

**A player hit a last-second shot to win a game (last 30 seconds):**

*Isaiah Stevens, vs. UNLV, Jan. 9, 2021 (W, 83-80)*

**Two players grab 10 rebounds in a game:**

Nico Carvacho (15) and Adam Thistlewood (10), vs. Wyoming, March 4, 2020

**Three players grab 10 rebounds in a game:**

Emmanuel Omogbo (11), Gian Clavell (10), Nico Carvacho (10) vs San Diego State, Feb. 25, 2017

**Five players score in double figures:**

*David Roddy (15), Adam Thistlewood (15), Kendle Moore (13), Isaiah Stevens (11), John Tonje (11), at #23 San Diego State, Jan. 2, 2021*

**Six players score in double figures:**

Isaiah Stevens (19), Kendle Moore (17), Adam Thistlewood (16), Nico Carvacho (12), David Roddy (12), John Tonje (10), vs. New Mexico, Jan. 15, 2020

**Seven players score in double figures:**

vs. Fort Lewis; 1991-92

**A player play an entire game:**

*Isaiah Stevens (40), at San Diego State, Jan. 4, 2021*

**The Last Time CSU...****Scored 100 points or more:**

Jan. 15, 2020 -- CSU 105, New Mexico 72

**Scored less than 50 points:**

*Dec. 19, 2020 - at Saint Mary's 53, CSU 33*

**Scored less than 50 points and won:**

Dec. 5, 2007 -- CSU 44, Denver 40

**Allowed 100 points:**

Dec. 21, 2019 -- CSU 111, at Tulsa 104 (3ot)

**Held an opponent to less than 40 points:**

Nov. 21, 1999 -- CSU 73, Seattle University 31

**Held an opponent to less than 50 points:**

Feb. 23, 2019 -- CSU 83, Wyoming 48

**Had 50 rebounds:**

Feb. 15, 2020 -- at Wyoming (52)

**Had 25 assists:**

Feb. 22, 2020 -- vs. Air Force (25)

**Had 10 steals:**

Feb. 4, 2020 -- at Fresno State (10)

**Held an opponent to less than 25% shooting:**

Jan. 17, 2015, at San José State (20.8)

**Shot better than 70% from the field:**

Dec. 15, 2001, vs. Denver (.710)

**Shot under 30% from the field:**

*Dec. 19, 2020 - at Saint Mary's (Calif.), (12-48, .250)*

**Shot better than 90% from the free throw line:**

Jan. 15, 2020, vs. New Mexico (10-11, .909)

**Attempted 40 free throws:**

Feb. 15, 2020 -- at Wyoming (26-40, .650)

**Made 10 3-Pointers:**

*Jan. 16, 2021 -- at San Jose State (12-34, .353)*

**Won an overtime game:**

Dec. 21, 2019 -- CSU 111, at Tulsa 104 (3ot)

**Lost an overtime game:**

Nov. 26, 2019, vs. New Mexico State, L, 70-78 (ot)

**Played a double-overtime game:**

Dec. 21, 2019 -- CSU 111, at Tulsa 104 (3ot)

**Played a triple-overtime game:**

Dec. 21, 2019 -- CSU 111, at Tulsa 104 (3ot)

**Defeated a Top 25 Team:**

*Jan. 2, 2021 -- CSU 70, at #23 San Diego State 67*

**Had a 30-point win:**

*Dec. 14, 2020 -- CSU 91, Northern Arizona 52*

**Had a 40-point win:**

Nov. 15, 2012 -- CSU 93, Chadron State 50

**Had a 50-point win:**

Jan. 14, 2015 -- CSU 98, Nevada 42

**Won Back-to-Back Road Games:**

*Dec. 22, 2020 -- at Santa Clara (70-57); Jan. 2, 2021 -- at #23 San Diego State (70-67)*

**Had a Double-Figure Victory Over MW Team:**

*Jan. 27, 2021 -- CSU 78, Boise State 56*





## Colorado State - TEAM GAME HIGHS

POINTS	91	NORTHERN ARIZONA (12/14/20)
	90	vs San Jose State (1/14/21)
	89	CSU PUEBLO (12/12/20)
	88	vs San Jose State (1/16/21)
	84	at Utah State (1/21/21)
FIELD GOALS MADE	35	vs San Jose State (1/16/21)
	35	vs San Jose State (1/14/21)
FIELD GOAL ATTEMPTS	68	vs San Jose State (1/16/21)
	64	vs San Jose State (1/14/21)
FIELD GOAL PERCENTAGE	.558 (29-52)	BOISE STATE (1/27/21)
	.548 (34-62)	NORTHERN ARIZONA (12/14/20)
3 PT FIELD GOALS MADE	16	UNLV (1/9/21)
	12	four times
3 PT FG ATTEMPTS	34	vs San Jose State (1/16/21)
	32	vs San Jose State (1/14/21)
	32	at Santa Clara (12/22/20)
3 PT FG PERCENTAGE	.552 (16-29)	UNLV (1/9/21)
	.500 (11-22)	NORTHERN ARIZONA (12/14/20)
FREE THROWS MADE	26	FRESNO STATE (12/30/20)
	25	at Utah State (1/21/21)
FREE THROW ATTEMPTS	32	FRESNO STATE (12/30/20)
	29	at Utah State (1/21/21)
	29	CSU PUEBLO (12/12/20)
FREE THROW PERCENTAGE	1.000 (8-8)	vs San Jose State (1/14/21)
	.862 (25-29)	at Utah State (1/21/21)
REBOUNDS	47	vs San Jose State (1/16/21)
	42	vs San Jose State (1/14/21)
ASSISTS	20	NORTHERN ARIZONA (12/14/20)
	19	UNLV (1/9/21)
STEALS	9	at Utah State (1/21/21)
	9	vs San Jose State (1/14/21)
BLOCKED SHOTS	7	UNLV (1/7/21)
	4	at Utah State (1/21/21)
	4	NORTHERN ARIZONA (12/14/20)
TURNOVERS	19	BOISE STATE (1/27/21)
	18	BOISE STATE (1/29/21)
	18	FRESNO STATE (12/30/20)
FOULS	23	at Utah State (1/21/21)
	21	at Utah State (1/19/21)

## Colorado State - TEAM GAME LOWS

POINTS	33	at Saint Mary's (CA) (12/19/20)
	64	at Utah State (1/19/21)
	65	at San Diego State (1/4/21)
	70	at Santa Clara (12/22/20)
	70	at San Diego State (1/2/21)
FIELD GOALS MADE	12	at Saint Mary's (CA) (12/19/20)
	20	at San Diego State (1/4/21)
FIELD GOAL ATTEMPTS	44	FRESNO STATE (12/30/20)
	47	at San Diego State (1/4/21)
FIELD GOAL PERCENTAGE	.250 (12-48)	at Saint Mary's (CA) (12/19/20)
	.404 (21-52)	at Utah State (1/19/21)
3 PT FIELD GOALS MADE	2	at Saint Mary's (CA) (12/19/20)
	6	CSU PUEBLO (12/12/20)
3 PT FG ATTEMPTS	15	at Saint Mary's (CA) (12/19/20)
	16	CSU PUEBLO (12/12/20)
3 PT FG PERCENTAGE	.133 (2-15)	at Saint Mary's (CA) (12/19/20)
	.313 (10-32)	at Santa Clara (12/22/20)
FREE THROWS MADE	6	vs San Jose State (1/16/21)
	7	at Saint Mary's (CA) (12/19/20)
FREE THROW ATTEMPTS	7	vs San Jose State (1/16/21)
	8	vs San Jose State (1/14/21)
FREE THROW PERCENTAGE	.583 (7-12)	at Saint Mary's (CA) (12/19/20)
	.692 (9-13)	UNLV (1/9/21)
REBOUNDS	24	UNLV (1/9/21)
	25	at Utah State (1/19/21)
ASSISTS	4	at Saint Mary's (CA) (12/19/20)
	13	at Santa Clara (12/22/20)
	13	UNLV (1/7/21)
STEALS	2	vs San Jose State (1/16/21)
	3	UNLV (1/7/21)
	3	UNLV (1/9/21)
BLOCKED SHOTS	1	at San Diego State (1/2/21)
	1	at San Diego State (1/4/21)
	1	vs San Jose State (1/14/21)
TURNOVERS	7	NORTHERN ARIZONA (12/14/20)
	9	CSU PUEBLO (12/12/20)
FOULS	7	at Saint Mary's (CA) (12/19/20)
	15	five times

## Opponent - GAME HIGHS

POINTS	85	BOISE STATE (1/29/21)
	83	at Utah State (1/19/21)
	80	UNLV (1/9/21)
	78	at San Diego State (1/4/21)
	77	CSU PUEBLO (12/12/20)
FIELD GOALS MADE	31	UNLV (1/9/21)
	29	BOISE STATE (1/29/21)
	29	at San Diego State (1/4/21)
FIELD GOAL ATTEMPTS	67	UNLV (1/7/21)
	67	FRESNO STATE (12/30/20)
FIELD GOAL PERCENTAGE	.558 (29-52)	at San Diego State (1/4/21)
	.527 (29-55)	BOISE STATE (1/29/21)
3 PT FIELD GOALS MADE	14	at San Diego State (1/4/21)
	14	at San Diego State (1/2/21)
3 PT FG ATTEMPTS	31	at Utah State (1/21/21)
	31	at Saint Mary's (CA) (12/19/20)
3 PT FG PERCENTAGE	.526 (10-19)	at Utah State (1/19/21)
	.519 (14-27)	at San Diego State (1/4/21)
FREE THROWS MADE	21	at Utah State (1/19/21)
	18	BOISE STATE (1/29/21)
FREE THROW ATTEMPTS	30	BOISE STATE (1/29/21)
	28	at Utah State (1/19/21)
FREE THROW PERCENTAGE	1.000 (2-2)	at Saint Mary's (CA) (12/19/20)
	.818 (9-11)	NORTHERN ARIZONA (12/14/20)
REBOUNDS	45	UNLV (1/7/21)
	44	at Utah State (1/19/21)
ASSISTS	20	at Utah State (1/19/21)
	18	BOISE STATE (1/29/21)
	18	at San Diego State (1/4/21)
	18	at San Diego State (1/2/21)
STEALS	13	at Saint Mary's (CA) (12/19/20)
	10	BOISE STATE (1/27/21)
BLOCKED SHOTS	5	BOISE STATE (1/29/21)
	4	six times
TURNOVERS	22	FRESNO STATE (12/28/20)
	17	at San Diego State (1/4/21)
FOULS	26	FRESNO STATE (12/30/20)
	25	at San Diego State (1/4/21)

## Opponent - GAME LOWS

POINTS	52	NORTHERN ARIZONA (12/14/20)
	53	at Saint Mary's (CA) (12/19/20)
	53	FRESNO STATE (12/28/20)
	56	BOISE STATE (1/27/21)
	57	at Santa Clara (12/22/20)
	57	vs San Jose State (1/14/21)
FIELD GOALS MADE	19	NORTHERN ARIZONA (12/14/20)
	20	FRESNO STATE (12/28/20)
FIELD GOAL ATTEMPTS	49	FRESNO STATE (12/28/20)
	52	at San Diego State (1/4/21)
FIELD GOAL PERCENTAGE	.343 (23-67)	FRESNO STATE (12/30/20)
	.344 (22-64)	vs San Jose State (1/14/21)
3 PT FIELD GOALS MADE	4	FRESNO STATE (12/28/20)
	5	NORTHERN ARIZONA (12/14/20)
	5	at Santa Clara (12/22/20)
	5	BOISE STATE (1/27/21)
3 PT FG ATTEMPTS	19	at Utah State (1/19/21)
	21	BOISE STATE (1/29/21)
3 PT FG PERCENTAGE	.174 (4-23)	FRESNO STATE (12/28/20)
	.179 (5-28)	at Santa Clara (12/22/20)
FREE THROWS MADE	2	at Saint Mary's (CA) (12/19/20)
	4	at Santa Clara (12/22/20)
FREE THROW ATTEMPTS	2	at Saint Mary's (CA) (12/19/20)
	7	vs San Jose State (1/14/21)
FREE THROW PERCENTAGE	.444 (4-9)	at Santa Clara (12/22/20)
	.467 (7-15)	vs San Jose State (1/16/21)
REBOUNDS	24	BOISE STATE (1/27/21)
	27	NORTHERN ARIZONA (12/14/20)
ASSISTS	5	vs San Jose State (1/14/21)
	6	at Santa Clara (12/22/20)
STEALS	2	at Santa Clara (12/22/20)
	4	CSU PUEBLO (12/12/20)
BLOCKED SHOTS	1	FRESNO STATE (12/28/20)
	1	UNLV (1/7/21)
TURNOVERS	8	vs San Jose State (1/16/21)
	10	at San Diego State (1/2/21)
	10	UNLV (1/7/21)
FOULS	10	vs San Jose State (1/16/21)
	11	vs San Jose State (1/14/21)



# GAMES 17 & 18 - AT WYOMING

## Colorado State - INDIVIDUAL GAME HIGHS

Points	27.....David Roddy vs Boise State (1/27/21)
	25.....Isaiah Stevens vs UNLV (1/7/21)
	25.....David Roddy vs CSU Pueblo (12/12/20)
	24.....Adam Thistlewood vs Boise State (1/29/21)
	23.....Isaiah Stevens vs Northern Arizona (12/14/20)
Field Goals Made	10.....David Roddy vs Boise State (1/27/21)
	8.....Adam Thistlewood vs Boise State (1/29/21)
	8.....David Roddy vs UNLV (1/9/21)
	8.....Isaiah Stevens vs UNLV (1/7/21)
	8.....Isaiah Stevens vs Northern Arizona (12/14/20)
Field Goal Att.	16.....David Roddy vs Boise State (1/27/21)
	16.....David Roddy vs CSU Pueblo (12/12/20)
FG Pct (min 5 made)	1.000 (6-6).....Kendle Moore vs CSU Pueblo (12/12/20)
	.857 (6-7).....Isaiah Stevens vs San Jose State (1/16/21)
3-Point FG Made	6.....Isaiah Stevens vs UNLV (1/9/21)
	5.....Adam Thistlewood vs Boise State (1/29/21)
	5.....Kendle Moore vs San Jose State (1/16/21)
	5.....Kendle Moore vs UNLV (1/7/21)
3-Point FG Att.	12.....Kendle Moore vs San Jose State (1/16/21)
	10.....Kendle Moore vs Fresno State (12/28/20)
3-Pt FG Pct (min 2 made)	1.000 (2-2).....John Tonje vs Boise State (1/27/21)
	1.000 (2-2).....Isaiah Stevens vs CSU Pueblo (12/12/20)
Free Throws Made	11.....Isaiah Stevens at Utah State (1/21/21)
	11.....David Roddy vs CSU Pueblo (12/12/20)
Free Throw Att.	13.....Isaiah Stevens at Utah State (1/21/21)
	13.....David Roddy vs CSU Pueblo (12/12/20)
FT Pct (min 3 made)	1.000 (8-8).....P.J. Byrd vs Fresno State (12/30/20)
	1.000 (5-5).....David Roddy vs San Jose State (1/14/21)
	1.000 (5-5).....David Roddy vs UNLV (1/7/21)
	1.000 (5-5).....Adam Thistlewood vs Fresno State (12/30/20)
	1.000 (5-5).....Isaiah Stevens vs Fresno State (12/28/20)
	1.000 (5-5).....Adam Thistlewood vs Fresno State (12/28/20)
	1.000 (5-5).....Isaiah Stevens vs Northern Arizona (12/14/20)
	1.000 (4-4).....Adam Thistlewood at Utah State (1/19/21)
	1.000 (4-4).....Adam Thistlewood vs San Jose State (1/16/21)
	1.000 (4-4).....John Tonje at San Diego State (1/4/21)
	1.000 (4-4).....Isaiah Stevens at San Diego State (1/2/21)
	1.000 (4-4).....Isaiah Stevens at Santa Clara (12/22/20)
	1.000 (3-3).....Adam Thistlewood vs Boise State (1/29/21)
	1.000 (3-3).....John Tonje vs Boise State (1/27/21)
	1.000 (3-3).....Adam Thistlewood at San Diego State (1/4/21)
	1.000 (3-3).....John Tonje at San Diego State (1/2/21)
	1.000 (3-3).....David Roddy vs Northern Arizona (12/14/20)
Rebounds	15.....David Roddy vs Boise State (1/27/21)
	14.....David Roddy vs San Jose State (1/14/21)
Assists	10.....Isaiah Stevens vs Boise State (1/27/21)
	10.....Isaiah Stevens at San Diego State (1/4/21)
Steals	4.....Isaiah Stevens at Utah State (1/21/21)
	4.....Kendle Moore vs Northern Arizona (12/14/20)
Blocked Shots	2.....Adam Thistlewood vs Boise State (1/29/21)
	2.....Adam Thistlewood at Utah State (1/21/21)
	2.....David Roddy vs UNLV (1/9/21)
	2.....Adam Thistlewood vs UNLV (1/7/21)
	2.....David Roddy vs UNLV (1/7/21)
	2.....Adam Thistlewood vs Fresno State (12/30/20)
	2.....James Moors vs Fresno State (12/28/20)
Turnovers	8.....Isaiah Stevens vs Boise State (1/27/21)
	7.....Isaiah Stevens vs Boise State (1/29/21)
Fouls	5.....P.J. Byrd vs San Jose State (1/14/21)
	5.....Dischon Thomas vs Fresno State (12/30/20)
	5.....James Moors vs Fresno State (12/28/20)
Minutes	40.....Isaiah Stevens at San Diego State (1/4/21)
	40.....Isaiah Stevens at San Diego State (1/2/21)
	39.....Isaiah Stevens vs Boise State (1/27/21)
	39.....Isaiah Stevens at Utah State (1/21/21)
	38.....Isaiah Stevens vs Boise State (1/29/21)
	38.....David Roddy at San Diego State (1/4/21)

## Opponent - INDIVIDUAL GAME HIGHS

Points	35.....Richard Washington vs San Jose State (1/14/21)
	29.....David Jenkins Jr. vs UNLV (1/9/21)
	28.....Bryce Hamilton vs UNLV (1/9/21)
	28.....Jordan Schakel at San Diego State (1/4/21)
	28.....Tre Brown vs CSU Pueblo (12/12/20)
Field Goals Made	13.....David Jenkins Jr. vs UNLV (1/9/21)
	12.....Richard Washington vs San Jose State (1/14/21)
Field Goal Att.	26.....Richard Washington vs San Jose State (1/14/21)
	26.....Bryce Hamilton vs UNLV (1/7/21)
FG Pct (min 5 made)	1.000 (5-5).....Devonaire Doutrive vs Boise State (1/29/21)
	1.000 (5-5).....Neemias Queta at Utah State (1/21/21)
3-Point FG Made	8.....Jordan Schakel at San Diego State (1/4/21)
	6.....Brock Miller at Utah State (1/19/21)
	6.....Richard Washington vs San Jose State (1/14/21)
3-Point FG Att.	13.....Richard Washington vs San Jose State (1/14/21)
	11.....Jordan Schakel at San Diego State (1/4/21)
3-Pt FG Pct (min 2 made)	1.000 (2-2).....Devonaire Doutrive vs Boise State (1/29/21)
	.727 (8-11).....Jordan Schakel at San Diego State (1/4/21)
Free Throws Made	8.....Abu Kigab vs Boise State (1/29/21)
	8.....Tre Brown vs CSU Pueblo (12/12/20)
Free Throw Att.	10.....Abu Kigab vs Boise State (1/29/21)
	9.....Neemias Queta at Utah State (1/19/21)
	9.....David Jenkins Jr. vs UNLV (1/7/21)
	9.....Orlando Robinson vs Fresno State (12/28/20)
FT Pct (min 3 made)	1.000 (8-8).....Tre Brown vs CSU Pueblo (12/12/20)
	1.000 (3-3).....Marcus Shaver Jr. vs Boise State (1/29/21)
	1.000 (3-3).....Neemias Queta at Utah State (1/21/21)
	1.000 (3-3).....Steven Ashworth at Utah State (1/21/21)
	1.000 (3-3).....Matt Mitchell at San Diego State (1/2/21)
Rebounds	15.....Cheikh Mbacke Diong vs UNLV (1/9/21)
	15.....Orlando Robinson vs Fresno State (12/30/20)
Assists	9.....Rollie Worster at Utah State (1/19/21)
	7.....Lian Ramiro vs CSU Pueblo (12/12/20)
Steals	4.....Terrell Gomez at San Diego State (1/2/21)
	3.....RayJ Dennis vs Boise State (1/27/21)
	3.....Jalen Dalcourt vs San Jose State (1/14/21)
	3.....Bryce Hamilton vs UNLV (1/7/21)
	3.....Mitchell Saxen at Saint Mary's (CA) (12/19/20)
	3.....Luke Avdalovic vs Northern Arizona (12/14/20)
Blocked Shots	4.....Abu Kigab vs Boise State (1/29/21)
	3.....Neemias Queta at Utah State (1/19/21)
	3.....Nathan Mensah at San Diego State (1/4/21)
Turnovers	6.....Ralph Agee vs San Jose State (1/14/21)
	5.....Matt Mitchell at San Diego State (1/2/21)
	5.....Christian Carlyle at Santa Clara (12/22/20)
Fouls	5.....Marco Anthony at Utah State (1/21/21)
	5.....Edoardo Del Cadia vs UNLV (1/7/21)
	5.....Nick Blake vs UNLV (1/7/21)
	5.....Jordan Schakel at San Diego State (1/2/21)
	5.....Deon Stroud vs Fresno State (12/30/20)
	5.....Bryce Sanchious vs CSU Pueblo (12/12/20)







## Last Time Out - Colorado State vs. Boise State -- 1/29/2021

Official Basketball Box Score -- Game Totals -- Final Statistics

Boise State vs Colorado State

1/29/21 9:00 pm at Fort Collins, Colo. (Moby Arena)

### VISITORS: Boise State 14-2,10-1 MW

##	Player		tot-fg		3-pt		rebounds			pf	tp	a	to	blk	s	min		
			fg	fga	fg	fga	ft	fta	of								de	tot
24	Abu Kigab	f	3	8	3	6	8	10	1	6	7	2	17	2	4	4	2	30
33	Mladen Armus	f	5	7	0	0	2	5	6	3	9	2	12	2	1	1	1	33
00	Marcus Shaver Jr.	g	8	13	2	4	3	3	0	3	3	3	21	1	1	0	2	29
10	RayJ Dennis	g	2	8	0	2	1	2	0	2	2	3	5	2	2	0	2	23
21	Derrick Alston	g	3	8	2	6	1	2	0	1	1	2	9	4	4	0	1	26
11	Devonaire Doutrive		5	5	2	2	1	6	0	2	2	1	13	2	0	0	0	25
12	Max Rice		1	2	0	0	2	2	0	2	2	1	4	2	0	0	0	16
14	Emmanuel Akot		2	4	0	1	0	0	0	1	1	2	4	3	1	0	1	16
23	Naje Smith		0	0	0	0	0	0	0	0	0	0	0	0	0	0	0	2
TEAM									1	2	3							
<b>Totals.....</b>			<b>29</b>	<b>55</b>	<b>9</b>	<b>21</b>	<b>18</b>	<b>30</b>	<b>8</b>	<b>22</b>	<b>30</b>	<b>16</b>	<b>85</b>	<b>18</b>	<b>13</b>	<b>5</b>	<b>9</b>	<b>200</b>

TOTAL FG% 1st Half: 15-31 48.4% 2nd Half: 14-24 58.3% Game: 52.7% DEADBALL  
 3-Pt. FG% 1st Half: 5-13 38.5% 2nd Half: 4-8 50.0% Game: 42.9% REBOUNDS  
 F Throw % 1st Half: 3-5 60.0% 2nd Half: 15-25 60.0% Game: 60.0% 7

### HOME TEAM: Colorado State 12-4,9-3 MW

##	Player		tot-fg		3-pt		rebounds			pf	tp	a	to	blk	s	min		
			fg	fga	fg	fga	ft	fta	of								de	tot
10	James Moors	f	2	3	0	0	0	1	1	1	2	2	4	2	0	0	17	
21	David Roddy	f	6	13	1	3	3	4	3	5	8	4	16	3	4	0	2	34
31	Adam Thistlewood	f	8	13	5	9	3	3	0	1	1	3	24	0	0	2	0	34
03	Kendle Moore	g	1	5	1	4	0	0	0	1	1	2	3	0	1	0	1	31
04	Isaiah Stevens	g	7	15	1	4	2	2	0	9	9	2	17	8	7	0	2	38
01	John Tonje		2	4	1	2	0	0	0	3	3	3	5	0	2	0	0	22
05	P.J. Byrd		1	2	0	0	0	0	0	0	0	2	2	1	1	0	0	11
11	Dischon Thomas		2	2	0	0	2	2	2	1	3	1	6	1	0	0	0	11
23	Isaiah Rivera		0	1	0	0	0	0	0	0	0	0	0	1	0	0	0	2
TEAM									2	2	4			1				
<b>Totals.....</b>			<b>29</b>	<b>58</b>	<b>9</b>	<b>22</b>	<b>10</b>	<b>12</b>	<b>8</b>	<b>23</b>	<b>31</b>	<b>19</b>	<b>77</b>	<b>16</b>	<b>18</b>	<b>2</b>	<b>5</b>	<b>200</b>

TOTAL FG% 1st Half: 14-27 51.9% 2nd Half: 15-31 48.4% Game: 50.0% DEADBALL  
 3-Pt. FG% 1st Half: 5-12 41.7% 2nd Half: 4-10 40.0% Game: 40.9% REBOUNDS  
 F Throw % 1st Half: 6-8 75.0% 2nd Half: 4-4 100% Game: 83.3% 1

Officials: Deron White, Mike Scyphers, Tony Padilla  
 Technical fouls: Boise State-None. Colorado State-TEAM.  
 Attendance:

Score by Periods	1st	2nd	Total
Boise State	38	47	85
Colorado State	39	38	77

Points in the paint-BOISE 36, CSU 28. Points off turnovers-BOISE 24, CSU 14.  
 2nd chance points-BOISE 9, CSU 8. Fast break points-BOISE 22, CSU 14.  
 Bench points-BOISE 21, CSU 13. Score tied-3 times. Lead changed-5 times.

Last FG-BOISE 2nd-00:15, CSU 2nd-00:07.  
 Largest lead-BOISE by 23 2nd-09:41, CSU by 4 1st-18:48.  
 BOISE led for 30:08. CSU led for 07:21. Game was tied for 02:31.



# Last Year's Meeting - Colorado State vs. Wyoming (MW Tourn.) -- 3/4/2020

Official Basketball Box Score -- Game Totals -- Final Statistics  
 Wyoming vs Colorado State  
 03/04/20 5:00 pm at Las Vegas, Nev. (Thomas & Mack Center)

## VISITORS: Wyoming 8-23

##	Player		tot-fg		3-pt		rebounds			pf	tp	a	to	blk	s	min		
			fg	fga	fg	fga	ft	fta	of								de	tot
11	Trevon Taylor	f	5	7	2	2	3	5	1	2	3	4	15	2	2	1	0	25
00	Jake Hendricks	g	5	13	4	11	2	3	0	6	6	2	16	3	1	0	2	39
02	A.J. Banks	g	2	6	0	0	6	8	0	4	4	3	10	4	0	0	0	30
03	Kwane Marble III	g	7	12	4	7	2	2	0	2	2	2	20	2	1	0	2	38
24	Hunter Maldonado	g	5	9	1	2	2	6	0	4	4	4	13	6	1	0	3	31
05	Haize Fornstrom		0	0	0	0	0	0	0	0	0	0	0	1	0	0	0	1
10	Hunter Thompson		0	3	0	1	2	2	1	0	1	1	2	0	0	0	1	14
12	Greg Milton III		1	5	1	3	0	0	0	2	2	0	3	1	1	0	0	15
22	Kenny Foster		0	0	0	0	1	2	0	2	2	1	1	0	0	1	0	7
TEAM																		
Totals.....			25	55	12	26	18	28	2	24	26	17	80	19	7	2	8	200

TOTAL FG% 1st Half: 14-28 50.0% 2nd Half: 11-27 40.7% Game: 45.5% DEADBALL  
 3-Pt. FG% 1st Half: 8-14 57.1% 2nd Half: 4-12 33.3% Game: 46.2% REBOUNDS  
 F Throw % 1st Half: 8-9 88.9% 2nd Half: 10-19 52.6% Game: 64.3% 4

## HOME TEAM: Colorado State 20-12

##	Player		tot-fg		3-pt		rebounds			pf	tp	a	to	blk	s	min		
			fg	fga	fg	fga	ft	fta	of								de	tot
21	David Roddy	f	0	5	0	1	2	2	0	1	1	4	2	1	3	1	1	18
31	Adam Thistlewood	f	3	10	2	6	1	2	1	9	10	5	9	1	3	1	0	33
32	Nico Carvacho	c	7	13	0	0	6	6	6	9	15	2	20	1	0	1	0	32
03	Kendle Moore	g	2	4	1	2	2	2	0	2	2	4	7	2	1	0	2	32
04	Isaiah Stevens	g	8	19	2	4	4	4	5	3	8	2	22	2	6	0	0	33
00	Hyron Edwards		3	4	2	2	0	0	0	4	4	0	8	4	1	0	0	18
01	Kris Martin		1	5	1	3	0	0	0	2	2	3	3	3	1	1	0	24
11	Dischon Thomas		1	3	0	1	0	0	1	0	1	2	2	0	1	0	0	7
23	John Tonje		0	0	0	0	1	3	0	1	1	0	1	0	0	0	0	3
TEAM																		
Totals.....			25	63	8	19	16	19	14	34	48	22	74	14	16	4	3	200

TOTAL FG% 1st Half: 15-31 48.4% 2nd Half: 10-32 31.3% Game: 39.7% DEADBALL  
 3-Pt. FG% 1st Half: 4-7 57.1% 2nd Half: 4-12 33.3% Game: 42.1% REBOUNDS  
 F Throw % 1st Half: 5-7 71.4% 2nd Half: 11-12 91.7% Game: 84.2% 3

Officials: Kelly Pfeifer, Larry Spaulding, Randy McCall  
 Technical fouls: Wyoming-None. Colorado State-None.  
 Attendance: 5198

Score by Periods	1st	2nd	Total
Wyoming	44	36	80
Colorado State	39	35	74

MW MBB Champ First Round

Points in the paint-UW 24, CSU 28. Points off turnovers-UW 15, CSU 7.  
 2nd chance points-UW 0, CSU 10. Fast break points-UW 21, CSU 15.  
 Bench points-UW 6, CSU 14. Score tied-0 times. Lead changed-3 times.

Last FG-UW 2nd-00:12, CSU 2nd-00:20.  
 Largest lead-UW by 16 1st-12:43, CSU by 2 1st-19:45.  
 UW led for 39:08. CSU led for 00:37. Game was tied for 00:15.



# Last Year's Meeting - Colorado State at Wyoming -- 2/15/2020

Official Basketball Box Score -- Game Totals -- Final Statistics

Colorado State vs Wyoming

02/15/20 2:05 pm at Laramie, Wyo. (Arena-Auditorium)

### VISITORS: Colorado State 18-9, 9-5 MW

##	Player		tot-fg		3-pt		rebounds			pf	tp	a	to	blk	s	min		
			fg	fga	fg	fga	ft	fta	of								de	tot
21	David Roddy	f	4	8	0	2	2	3	3	3	6	5	10	0	4	0	0	22
31	Adam Thistlewood	f	2	6	1	5	3	4	1	1	2	2	8	0	1	0	0	32
32	Nico Carvacho	c	3	5	0	0	5	10	5	12	17	3	11	0	4	1	0	32
03	Kendle Moore	g	3	5	3	5	3	6	0	3	3	3	12	1	0	0	0	31
04	Isaiah Stevens	g	4	16	0	3	6	7	1	2	3	3	14	4	2	0	1	34
00	Hyron Edwards		1	5	0	2	1	2	0	5	5	1	3	3	1	0	2	16
01	Kris Martin		3	7	3	7	4	4	0	5	5	1	13	1	2	0	0	22
11	Dischon Thomas		2	2	0	0	2	4	1	2	3	2	6	0	2	0	0	7
23	John Tonje		0	0	0	0	0	0	1	0	1	1	0	0	1	0	0	4
TEAM									6	1	7							
<b>Totals.....</b>			<b>22</b>	<b>54</b>	<b>7</b>	<b>24</b>	<b>26</b>	<b>40</b>	<b>18</b>	<b>34</b>	<b>52</b>	<b>21</b>	<b>77</b>	<b>9</b>	<b>17</b>	<b>1</b>	<b>3</b>	<b>200</b>

TOTAL FG%	1st Half: 8-24 33.3%	2nd Half: 14-30 46.7%	Game: 40.7%	DEADBALL
3-Pt. FG%	1st Half: 1-11 9.1%	2nd Half: 6-13 46.2%	Game: 29.2%	REBOUNDS
F Throw %	1st Half: 12-23 52.2%	2nd Half: 14-17 82.4%	Game: 65.0%	6

### HOME TEAM: Wyoming 6-20, 1-13 MW

##	Player		tot-fg		3-pt		rebounds			pf	tp	a	to	blk	s	min		
			fg	fga	fg	fga	ft	fta	of								de	tot
11	Trevon Taylor	f	2	7	1	1	0	0	0	1	1	4	5	0	2	0	1	23
00	Jake Hendricks	g	4	11	3	10	3	3	0	5	5	2	14	0	0	0	1	22
02	A.J. Banks	g	0	0	0	0	2	2	1	2	3	2	2	3	2	0	1	31
03	Kwane Marble III	g	4	10	0	4	4	5	2	4	6	5	12	2	1	2	1	33
24	Hunter Maldonado	g	7	19	0	5	3	5	1	4	5	4	17	4	4	0	4	38
05	Haize Fornstrom		2	2	2	2	0	0	0	1	1	4	6	0	0	0	0	6
12	Greg Milton III		0	0	0	0	0	1	0	3	3	2	0	1	0	0	1	24
13	Brandon Porter		4	6	3	4	1	1	0	1	1	4	12	0	0	0	0	11
22	Kenny Foster		1	4	0	3	0	0	0	0	0	1	2	1	0	0	1	12
TEAM										1	1							
<b>Totals.....</b>			<b>24</b>	<b>59</b>	<b>9</b>	<b>29</b>	<b>13</b>	<b>17</b>	<b>4</b>	<b>22</b>	<b>26</b>	<b>28</b>	<b>70</b>	<b>11</b>	<b>9</b>	<b>2</b>	<b>10</b>	<b>200</b>

TOTAL FG%	1st Half: 14-31 45.2%	2nd Half: 10-28 35.7%	Game: 40.7%	DEADBALL
3-Pt. FG%	1st Half: 5-16 31.3%	2nd Half: 4-13 30.8%	Game: 31.0%	REBOUNDS
F Throw %	1st Half: 4-6 66.7%	2nd Half: 9-11 81.8%	Game: 76.5%	1

Officials: Randy McCall, Tom O'Neill, Rick Randall  
Technical fouls: Colorado State-None. Wyoming-None.  
Attendance: 4135

Score by Periods	1st	2nd	Total
Colorado State	29	48	77
Wyoming	37	33	70

Points in the paint-CSU 24,UW 22. Points off turnovers-CSU 5,UW 21.  
2nd chance points-CSU 16,UW 7. Fast break points-CSU 0,UW 4.  
Bench points-CSU 22,UW 20. Score tied-4 times. Lead changed-10 times.

Last FG-CSU 2nd-00:39, UW 2nd-04:19.  
Largest lead-CSU by 7 2nd-00:04, UW by 19 2nd-14:06.  
CSU led for 03:14. UW led for 32:41. Game was tied for 04:05.

# Last Meeting in Moby Arena - Colorado State vs. Utah State -- 1/4/2020

Official Basketball Box Score -- Game Totals -- Final Statistics

Wyoming vs Colorado State

01/04/20 11:00 am at Fort Collins, Colo. (Moby Arena)

**VISITORS: Wyoming 5-11,0-4 MW**

##	Player		tot-fg		3-pt		rebounds			pf	tp	a	to	blk	s	min		
			fg	fga	fg	fga	ft	fta	of								de	tot
10	Hunter Thompson	f	3	7	1	3	1	2	0	7	7	3	8	1	1	0	1	34
13	Brandon Porter	f	0	1	0	1	0	0	0	0	0	3	0	1	0	0	0	5
00	Jake Hendricks	g	4	12	3	10	1	1	0	2	2	3	12	0	0	0	4	37
02	A.J. Banks	g	0	2	0	0	0	0	1	3	4	1	0	2	1	0	2	22
24	Hunter Maldonado	g	8	19	4	7	5	7	1	5	6	4	25	4	9	0	1	40
03	Kwane Marble III		2	3	0	0	2	2	1	1	2	1	6	0	0	0	2	17
05	Haize Fornstrom		0	0	0	0	0	0	0	0	0	0	0	0	0	0	0	0+
11	Trevon Taylor		0	2	0	0	0	0	0	0	0	1	0	1	0	0	0	19
12	Greg Milton III		0	0	0	0	0	0	0	0	0	1	0	0	0	0	0	2
22	Kenny Foster		4	9	2	5	0	0	1	1	2	5	10	1	2	0	1	24
TEAM										3	3				1			
<b>Totals.....</b>			<b>21</b>	<b>55</b>	<b>10</b>	<b>26</b>	<b>9</b>	<b>12</b>	<b>4</b>	<b>22</b>	<b>26</b>	<b>22</b>	<b>61</b>	<b>10</b>	<b>14</b>	<b>0</b>	<b>11</b>	<b>200</b>

TOTAL FG%	1st Half: 7-25 28.0%	2nd Half: 14-30 46.7%	Game: 38.2%	DEADBALL
3-Pt. FG%	1st Half: 4-14 28.6%	2nd Half: 6-12 50.0%	Game: 38.5%	REBOUNDS
F Throw %	1st Half: 1-2 50.0%	2nd Half: 8-10 80.0%	Game: 75.0%	1

**HOME TEAM: Colorado State 10-7,1-3 MW**

##	Player		tot-fg		3-pt		rebounds			pf	tp	a	to	blk	s	min		
			fg	fga	fg	fga	ft	fta	of								de	tot
21	David Roddy	f	7	11	0	3	5	5	4	9	13	4	19	1	5	3	0	33
32	Nico Carvacho	c	4	5	0	0	1	7	5	7	12	3	9	2	3	1	1	22
01	Kris Martin	g	3	10	1	7	0	1	0	4	4	2	7	2	1	0	3	34
03	Kendle Moore	g	3	4	3	4	2	3	0	1	1	2	11	2	2	0	0	33
04	Isaiah Stevens	g	7	13	0	3	3	5	0	1	1	1	17	6	2	0	3	35
00	Hyron Edwards		1	4	0	2	2	2	0	2	2	3	4	1	2	0	1	13
05	P.J. Byrd		0	0	0	0	0	0	0	0	0	0	0	0	0	0	0	2
11	Dischon Thomas		0	0	0	0	0	0	0	5	5	0	0	0	0	0	0	16
23	John Tonje		1	4	1	4	2	2	0	1	1	1	5	1	1	0	0	12
TEAM									1	2	3				1			
<b>Totals.....</b>			<b>26</b>	<b>51</b>	<b>5</b>	<b>23</b>	<b>15</b>	<b>25</b>	<b>10</b>	<b>32</b>	<b>42</b>	<b>16</b>	<b>72</b>	<b>15</b>	<b>17</b>	<b>4</b>	<b>8</b>	<b>200</b>

TOTAL FG%	1st Half: 14-26 53.8%	2nd Half: 12-25 48.0%	Game: 51.0%	DEADBALL
3-Pt. FG%	1st Half: 2-11 18.2%	2nd Half: 3-12 25.0%	Game: 21.7%	REBOUNDS
F Throw %	1st Half: 2-6 33.3%	2nd Half: 13-19 68.4%	Game: 60.0%	3

Officials: Mike O'Neill, Brad Ferrie, Chris Rastatter  
 Technical fouls: Wyoming-None. Colorado State-None.  
 Attendance: 3534

Score by Periods	1st	2nd	Total
Wyoming	19	42	61
Colorado State	32	40	72

Points in the paint-UW 16, CSU 32. Points off turnovers-UW 10, CSU 18.  
 2nd chance points-UW 3, CSU 14. Fast break points-UW 6, CSU 8.  
 Bench points-UW 16, CSU 9. Score tied-1 time. Lead changed-2 times.

Last FG-UW 2nd-00:08, CSU 2nd-00:51.  
 Largest lead-UW by 2 1st-15:10, CSU by 23 2nd-13:04.  
 UW led for 00:51. CSU led for 37:44. Game was tied for 01:25.



# GAMES 17 & 18 - AT WYOMING

## WYOMING - 96-137

Conference: 69-117 (Home: 53-56 / Away: 40-76 / Neutral: 3-5)

Date	Loc.	W/L	Score	Att.	Date	Loc.	W/L	Score	Att.	Date	Loc.	W/L	Score	Att.	Date	Loc.	W/L	Score	Att.
1/27/1911	Away	W	20-17		* 1/22/1943	Home	L	42-66		1/31/1969	Home	L	74-76	11324	* 2/20/1999	Away	W	80-75	12009
2/24/1911	Home	W	31-12		* 1/23/1943	Away	L	23-49		* 1/15/1970	Home	L	87-88		* 1/15/2000	Away	W	77-71	10211
1/26/1912	Away	W	19-16		* 2/12/1943	Away	L	34-57		* 1/17/1970	Away	L	77-79		* 3/4/2000	Home	W	79-78	8712
2/24/1912	Home	L	13-16		* 2/13/1943	Home	L	40-65		* 1/23/1971	Home	W	74-51	7521	^ 3/9/2000	Neutral	L	68-74	7124
1/18/1913	Away	W	23-21		* 2/9/1945	Home	L	32-43		* 2/6/1971	Away	W	88-78	7305	* 1/13/2001	Home	L-ot	69-70	8130
2/18/1913	Home	W	32-13		* 3/2/1945	Away	L	32-45		* 1/22/1972	Away	W	68-66		* 2/10/2001	Away	L	70-72	15456
1/23/1914	Away	W	34-40		* 2/16/1946	Away	L	43-64		* 2/5/1972	Home	W	80-70		* 1/12/2002	Away	L	72-95	13183
2/23/1914	Home	W	45-16		* 3/9/1946	Home	L	41-55		* 1/20/1973	Home	W	61-59		* 2/9/2002	Home	L-ot	69-72	8617
1/16/1915	Away	W	21-19		* 1/14/1947	Away	L	30-60		* 2/17/1973	Away	W	60-54		* 3/9/2003	Home	L	77-79	8745
2/16/1915	Home	W	26-16		* 3/8/1947	Home	L	38-52		* 1/19/1974	Away	W	57-46	5219	* 2/22/2003	Away	L	60-62	15039
1/17/1916	Away	W	42-34		* 1/17/1948	Home	L	34-52		* 2/16/1974	Home	W	76-67	8800	^ 3/13/2003	Neutral	W	74-71	13432
2/23/1916	Home	L	26-34		* 2/28/1948	Away	L	37-62		* 1/18/1975	Home	W	78-60	8500	* 1/31/2004	Home	W-ot	75-74	8619
1/19/1917	Away	W	18-12		* 1/28/1949	Home	L	39-56		* 2/22/1975	Away	L	61-65	5476	* 2/28/2004	Away	L	61-67	9812
1/20/1917	Away	W	34-5		* 1/29/1949	Home	L	41-53		* 1/24/1976	Away	W	51-41	6109	* 1/29/2005	Away	L	56-69	10025
2/10/1917	Home	W	42-23		* 2/11/1949	Away (#19)	L	43-56		* 2/21/1976	Home	W	61-57	4093	* 2/26/2005	Home	W-ot	96-94	7842
1/17/1918	Home	W	29-18		* 2/12/1949	Away (#19)	L	29-39		* 1/22/1977	Home	L-ot	64-74	8872	* 1/25/2006	Home	L	67-72	8289
1/24/1919	Away	L	8-32		# 12/8/1949	Neutral	L	44-49		* 2/19/1977	Away	L	63-65	8199	* 2/25/2006	Away	W	80-78	7856
1/25/1919	Away	L	17-23		* 1/3/1950	Home	L	38-41		* 1/21/1978	Away	W	79-63	8208	* 1/24/2007	Away	L	70-75	7558
1/17/1920	Home	L	10-30		* 1/20/1950	Home	L	41-46		* 2/18/1978	Home	W	82-70	6660	* 2/24/2007	Home	W	86-68	8597
2/6/1920	Away	L	9-16		* 1/21/1950	Away	L	45-56		* 2/2/1979	Home	W	45-42	9239	* 1/26/2008	Away	L	58-73	6024
2/11/1921	Home	W	16-12		* 3/7/1950	Away	L	41-50		* 3/3/1979	Away	L	65-70	9135	* 2/12/2008	Home	L	67-77	4679
2/12/1921	Home	L	18-20		~ 12/28/1950	Neutral (#14)	L	50-62		* 3/11/1980	Away	W	51-49		^ 3/12/2008	Neutral	W	68-63	4190
2/10/1988	Away	L-ot	16-18		* 1/12/1951	Home (#10)	L	47-56		* 3/3/1980	Home	L-ot	64-67		* 1/24/2009	Away	L	74-83	7014
2/11/1922	Away	W	19-8		* 1/13/1951	Away (#10)	L	58-75		* 1/17/1981	Home	L	54-85	8976	* 2/25/2009	Home	L	79-82	5556
* 2/8/1924	Home	W	29-16		* 1/26/1951	Away (#20)	L	34-54		* 2/21/1981	Away	L	40-68	8665	* 1/6/2010	Away	W	83-73	4397
* 2/9/1924	Home	W	28-21		* 1/27/1951	Home (#20)	W	62-38		* 1/22/1982	Away	L	31-51	7410	* 2/6/2010	Home	W	80-64	5277
* 2/27/1925	Away	L	15-32		* 1/31/1952	Home	L	45-58		* 2/27/1982	Home	L	57-63	9489	* 1/4/2011	Home	W	73-60	4060
* 2/28/1925	Away	L	10-43		* 3/5/1952	Away (#16)	L	57-89		* 2/5/1983	Home	W	50-48	8125	* 2/5/2011	Away	W	59-56	5453
* 2/9/1926	Away	L	14-34		* 2/7/1953	Away	L	52-71		* 3/5/1983	Away	L	39-49	5109	* 1/21/2012	Away	L	51-70	7901
* 2/27/1926	Home	L	23-36		* 3/6/1953	Home	L	53-54		* 1/14/1984	Home	L	63-69	7982	* 2/18/2012	Home	W	54-46	8745
* 2/5/1927	Home	L	31-37		* 2/5/1954	Home	W	47-43		* 2/9/1984	Away	L	51-67	8186	* 2/2/2013	Home	W	65-46	8745
* 2/26/1927	Away	L	25-34		* 3/5/1954	Away	L	44-52		@ 3/7/1984	Away	L	36-40	4186	* 3/6/2013	Away	W	78-56	6803
* 2/24/1928	Away	L	22-53		* 2/5/1955	Home	W	55-49		* 1/31/1985	Away	L	53-54	7662	* 2/22/2014	Home	W	82-67	6590
* 2/25/1928	Away	L	31-60		* 3/5/1955	Away	L	46-69		* 2/22/1985	Home	W	83-68	8582	* 3/8/2014	Away	L	75-83	6734
* 2/22/1929	Home	L	34-44		* 1/28/1956	Home	W	66-56		* 2/1/1986	Home	L	66-68	9600	* 1/7/2015	Home	L	54-60	8018
* 2/23/1929	Home	L	39-53		* 2/11/1956	Away	W	66-55		* 2/22/1986	Away	L	70-77	11533	* 2/4/2015	Away	L	48-59	8672
* 1/18/1930	Away	L	28-46		* 1/26/1957	Home	W	64-49		* 1/6/1987	Away	W	74-69	9391	* 1/30/2016	Away	L	76-83	8148
* 1/19/1930	Away	L	36-56		* 2/9/1957	Away	L	56-65		* 2/14/1987	Home	L-3ot	78-81	9814	* 2/20/2016	Home	L	66-84	7067
* 2/20/1931	Away	L	41-43		* 2/1/1958	Home	L	61-67		* 1/23/1988	Home (#17)	W	54-49	10187	* 2/14/2017	Away	W	78-73	5812
* 2/21/1931	Away	L	22-43		* 3/1/1958	Away	L	62-70		* 2/20/1988	Away (#19)	L	50-57	15208	* 2/28/2017	Home	W	78-76	7883
* 2/19/1932	Home	L	29-34		* 1/31/1959	Home	W	78-60		% 3/11/1988	Neutral (#14)	L	58-60	16032	* 1/13/2018	Away	W	78-73	7014
* 2/20/1932	Home	L	25-30		* 2/28/1959	Away	W	80-74		* 2/4/1989	Home	W	58-48	9981	* 1/31/2018	Home	L-2ot	86-91	4177
* 2/24/1933	Away	L	28-57		* 1/30/1960	Home	W	69-50		* 2/25/1989	Away	W	62-59	11119	* 2/9/2019	Away	L	66-74	5055
* 2/25/1933	Away	L	38-56		* 2/27/1960	Away	W	64-63		* 1/15/1990	Away	W	65-57	11381	* 2/23/2019	Home	W	83-48	5026
* 2/23/1934	Home	L	21-39		* 1/28/1961	Home	W	73-55		* 2/3/1990	Home	L	67-71	10001	* 1/4/2020	Home	W	72-61	3534
* 2/24/1934	Home	L	15-41		* 2/25/1961	Away	W	61-38		* 1/8/1991	Home	L	63-75	9507	* 2/15/2020	Away	W	77-70	4135
* 2/22/1935	Away	L	20-26		* 1/26/1962	Home	W	56-50		* 2/26/1991	Away	W	71-68	8925	^ 3/4/2020	Neutral	L	74-80	5198
* 2/23/1935	Away	L	32-34		* 2/24/1962	Away	W	58-54		* 1/28/1992	Home	W	68-67	8601					
* 2/21/1936	Home	L	24-34		1/4/1963	Home	W	91-70	3000	* 3/7/1992	Away	L	65-83	8712					
* 2/22/1936	Home	L	21-31		1/12/1963	Away	W	75-69	3837	* 1/16/1993	Home	W	92-77	8364					
* 2/19/1937	Away	L	32-33		2/7/1964	Away	W	66-56		* 2/20/1993	Away	L	66-77	8142					
* 2/20/1937	Away	L	27-31		2/8/1964	Home	W	73-68		* 1/15/1994	Away	L	58-73	10258					
* 2/18/1938	Away	L	30-45		1/23/1965	Away	L	68-77		* 2/19/1994	Home	L	72-74	9235					
* 2/26/1938	Home	W	46-37		2/6/1965	Home	W	82-77		* 1/7/1995	Home	L	69-70	8016					
* 2/3/1939	Home	L	30-35		+ 12/4/1965	Neutral	W	75-69		* 2/25/1995	Away	L	73-80	10503					
* 2/24/1939	Away	W	46-45		1/22/1966	Away	L	55-70		* 1/10/1996	Away	W	68-63	7042					
* 1/12/1940	Home	L	35-39		2/12/1966	Home	W	75-68		* 2/24/1996	Home	W	80-66	8211					
* 2/2/1940	Away	L	40-53		1/14/1967	Away	L-ot	72-75		* 1/11/1997	Home	W	78-71	6634					
* 2/7/1941	Home	L	34-40		2/11/1967	Home	W	69-57		* 2/6/1997	Away	L-ot	65-67	6701					
* 2/28/1941	Away	L	27-44		1/26/1968	Home	L	68-84		* 1/24/1998	Away	W	53-46	11014					
* 2/14/1942	Away	L	37-61		2/10/1968	Away	L	67-74		* 2/21/1998	Home	L-ot	64-69	8652					
* 3/7/1942	Home	L	43-45		1/25/1969	Away	W	78-68		* 1/23/1999	Home	W	91-83	8097					

# Conference Tournament (Denver, Colo.)  
 \* Denver Tournament (Denver, Colo.)  
 + Mile High Classic (Denver, Colo.)  
 @ WAC Tournament (Laramie, Wyo.)  
 % WAC Tournament (Provo, Utah)  
 ^ MW Tournament (Thomas & Mack Center - Las Vegas, Nev.)

	CSU	Opp
Most Points Win:	96	95
Most Points Loss:	87	94
Fewest Points Win:	16	16
Fewest Points Loss:	8	5
Margin of Victory:	35	33
Winning Streak:	12	31
	(1959-64)	(1940-51)

## CAREER STATISTICS VS. WYOMING

#	Player	GP	GS	Min	Avg	TOTAL			3-PTS			REBOUNDS										Pts	Avg			
						FG	FGA	Pct	3FG	FGA	Pct	FT	FTA	Pct	Off	Def	Tot	Avg	PF	FO	A			TO	Blk	Stl
04	Isaiah Stevens	3	3	102	34.0	19	48	.396	2	10	.200	13	16	.813	6	6	12	4.0	6	0	12	10	0	4	53	17.7
21	David Roddy	3	3	73	24.3	11	24	.458	0	6	.000	9	10	.900	7	13	20	6.7	13	1	2	12	4	1	31	10.3
03	Kendle Moore	5	5	139	27.8	13	26	.500	11	21	.524	10	14	.714	0	11	11	2.2	15	0	10	7	0	3	46	9.2
31	Adam Thistlewood	4	4	121	30.3	9	24	.375	6	17	.353	6	8	.750	5	15	20	5.0	11	1	4	6	1	1	30	7.5
11	Dischon Thomas																									







THIS YEAR'S BOX SCORES - GAMES 4-6

Game 4 - Colorado State 70, Santa Clara 57
Dec. 22, 2020 - Santa Cruz, Calif. (Kaiser Permanente Arena)

Table with columns: Player, fg-a, 3p-a, ft-a, o-d, reb, pf, tp, a, to, blk, s, min. Lists stats for Colorado State (3-1) and Santa Clara (6-1).

Summary statistics for Game 4: TOTAL FG%, 3-Pt. FG%, F Throw %, 1st Half, 2nd Half, Game, DEADBALL, REBOUNDS.

Score by Periods table for Game 4 showing 1st, 2nd, and Total scores for both teams.

Officials: Johnny Harrington, Nik Caruthers, Sam Haddad. Technical fouls: Colorado State-None, Santa Clara-None.

Points in the paint-CSU 24, SCU 34. Points off turnovers-CSU 9, SCU 6. 2nd chance points-CSU 0, SCU 9.

Last FG-CSU 2nd-00:49, SCU 2nd-00:42. Largest lead-CSU by 14 2nd-01:05, SCU by 8 1st-15:29. CSU led for 26:06. SCU led for 12:07. Game was tied for 01:47.

SANTA CRUZ, Calif. - Colorado State rallied after an early deficit and led the entire second half en route to a 70-57 victory over Santa Clara on Tuesday afternoon in Santa Cruz.

CSU didn't find the rhythm offensively early, spotting the hosts an early 10-2 run in the first 4:31 of the game. However, the Rams kept the defensive intensity high, forcing 11 turnovers and allowing just 15 points the rest of the half to grab a 31-25 halftime lead.

Colorado State finished the game at 41.7 percent (25-of-60) from the field, including 10-of-32 (31.3 percent) from the arc. Santa Clara finished at 36.4 percent (24-of-66) from the floor and were limited to just 17.9 percent on threes.

The Rams had a balanced scoring attack with five in double figures, led by sophomore David Roddy with 16 points, eight rebounds and four assists. Sophomore Isaiah Stevens had 14 points, four rebounds and four assists.

The Rams had a balanced scoring attack with five in double figures, led by sophomore David Roddy with 16 points, eight rebounds and four assists.

STAT OF THE GAME - The Rams held the Broncos to just 17.9 percent (5-of-28) from the three-point arc, including 3-of-19 (15.8 percent) in the second half.

NOTES - The Rams and Broncos have now split the two meetings, as the first was in the 1954 NCAA Tournament in Corvallis, Ore., in CSU's first-ever postseason appearance. Santa Clara won 73-50, sending the Rams to the consolation game against Idaho State.

Game 5 - Colorado State 75, Fresno State 53
Dec. 28, 2020 - Fort Collins, Colo. (Moby Arena)

Table with columns: Player, fg-a, 3p-a, ft-a, o-d, reb, pf, tp, a, to, blk, s, min. Lists stats for Fresno State (2-1, 0-1) and Colorado State (4-1, 1-0).

Summary statistics for Game 5: TOTAL FG%, 3-Pt. FG%, F Throw %, 1st Half, 2nd Half, Game, DEADBALL, REBOUNDS.

Score by Periods table for Game 5 showing 1st, 2nd, and Total scores for both teams.

Officials: D.G. Nelson, Bob Staffen, Mike Reed. Technical fouls: Fresno State-None, Colorado State-None.

Points in the paint-FRESNO 24, CSU 16. Points off turnovers-FRESNO 12, CSU 31. 2nd chance points-FRESNO 8, CSU 7.

Last FG-FRESNO 2nd-02:21, CSU 2nd-00:44. Largest lead-FRESNO None, CSU by 24 2nd-00:44. FRESNO led for 00:00. CSU led for 39:01. Game was tied for 00:59.

FORT COLLINS, Colo. - Colorado State led from start-to-finish and pulled away during the second half for a 75-53 win over visiting Fresno State Monday night in the Mountain West opener for both squads.

CSU scored the first seven points of the contest, but Fresno State hung tough and cut the margin to two at 19-17 with 6:35 remaining in the first half. From there, CSU put on a 11-1 run and pulled out to a 30-18 lead late in the opening stanza before entering the intermission leading 33-22.

The Bulldogs cut into the lead early in the second half, getting it down to six, 36-30, with less than four minutes gone. However, the Rams scored the next eight points and never led by less than nine the rest of the way, eventually building the lead to 24 in the final minute of action.

Colorado State finished the game at 48.0 percent (24-of-50) from the floor, with half of their makes coming from the three-point line, as the Rams were 12-of-28 (42.9 percent) beyond the arc. Fresno State was held to 40.8 percent overall (20-of-49) and a paltry 17.4 percent (4-of-23) from the three.

The Rams had three in double figures, led by sophomore forward David Roddy with game highs of 19 points and 13 rebounds. Sophomore guard Isaiah Stevens had 16 points and nine assists, while junior guard Kendle Moore chipped in 13 points, three assists and two steals.

STAT OF THE GAME - The Rams forced 22 Bulldog turnovers and converted them to a 31-12 advantage in points off turnovers.

NOTES - The Rams now lead the overall series 21-18, including a dominant 16-3 at home. Head coach Niko Medved is now 4-1 all-time against Fresno State. The Rams are now 6-16 in Mountain West openers, including 5-8 at home.

Game 6 - Colorado State 81, Fresno State 59
Dec. 30, 2020 - Fort Collins, Colo. (Moby Arena)

Table with columns: Player, fg-a, 3p-a, ft-a, o-d, reb, pf, tp, a, to, blk, s, min. Lists stats for Fresno State (2-2, 0-2) and Colorado State (5-1, 2-0).

Summary statistics for Game 6: TOTAL FG%, 3-Pt. FG%, F Throw %, 1st Half, 2nd Half, Game, DEADBALL, REBOUNDS.

Score by Periods table for Game 6 showing 1st, 2nd, and Total scores for both teams.

Officials: David Hall, Verne Harris, Randy McCall. Technical fouls: Fresno State-None, Colorado State-None.

Points in the paint-FRESNO 30, CSU 28. Points off turnovers-FRESNO 19, CSU 13. 2nd chance points-FRESNO 9, CSU 2.

Last FG-FRESNO 2nd-00:11, CSU 2nd-00:23. Largest lead-FRESNO 2 by 1st-17:58, CSU by 33 2nd-03:39. FRESNO led for 00:24. CSU led for 37:34. Game was tied for 02:02.

FORT COLLINS, Colo. - Colorado State used a stingy first half defense and timely offense from the bench to build a 24-point halftime lead en route to an 81-59 win over Fresno State on Wednesday afternoon in Moby Arena.

Fresno State got the first two points of the game but that would be its only lead, as a three from sophomore forward Dischon Thomas put CSU up for good, sparking an 11-0 run over just 1:46 for an 11-2 lead. The Rams used a stifling defense, limiting the Broncos to just 21.9 percent (7-of-32) in the opening 20 minutes in building a 41-17 halftime advantage.

Colorado State was solid from the floor, shooting 52.3 percent (23-of-44) from the field and 50.0 percent (11-of-22) beyond the arc. Fresno State was just 34.3 percent (23-of-67) overall and 20.0 percent (6-of-30) on threes.

The Rams finished in double digits, led by sophomore forward David Roddy with 17 points and 11 rebounds. Junior P.J. Byrd tallied 14 points off the bench, including going 8-of-8 from the charity stripe, while freshman guard Isaiah Rivera chipped in 11 points and six rebounds in his reserve role.

STAT OF THE GAME - The Rams got 40 points off the bench, the most for CSU since the Utah Valley game in December last year (51).

NOTES - The Rams now lead the overall series 22-18, including a dominant 17-3 at home. Head coach Niko Medved is now 5-1 all-time against Fresno State. This was the fifth game in a row that CSU has held an opponent under 60 points, the first time that has occurred since 2012-13, when Medved was in his final season as an assistant coach at CSU.







THIS YEAR'S BOX SCORES - GAMES 10-12

Game 10 - Colorado State 83, UNLV 80
Jan. 9, 2021 - Fort Collins, Colo. (Moby Arena)

Box score table for Game 10 showing player stats for UNLV and Colorado State.

Summary statistics for Game 10 including FG%, 3-Pt. FG%, F Throw %, and DEADBALL REBOUNDS.

Box score table for Game 11 showing player stats for Colorado State and San Jose State.

Summary statistics for Game 11 including FG%, 3-Pt. FG%, F Throw %, and DEADBALL REBOUNDS.

Officials: Ryan McDaniel, Wlnston Stith, Bob Staffen
Technical fouls: UNLV-None, Colorado State-None.

Score by Periods table for Game 10.

Points in the paint-UNLV 34, CSU 26. Points off turnovers-UNLV 14, CSU 13.

Points in the paint-CSU 42, SJSU 20. Points off turnovers-CSU 20, SJSU 16.

Points in the paint-SJSU 40, SJSU 28. Points off turnovers-CSU 12, SJSU 9.

Game 11 - Colorado State 90, San Jose State 57
Jan. 14, 2021 - Phoenix, Ariz. (Ability 360 Sports Center)

Box score table for Game 11 showing player stats for Colorado State and San Jose State.

Summary statistics for Game 11 including FG%, 3-Pt. FG%, F Throw %, and DEADBALL REBOUNDS.

Box score table for Game 12 showing player stats for Colorado State and San Jose State.

Summary statistics for Game 12 including FG%, 3-Pt. FG%, F Throw %, and DEADBALL REBOUNDS.

Officials: Brad Ferrie, Kelly Self, Gregory Nixon
Technical fouls: Colorado State-None, San Jose State-Ralph Agee.

Score by Periods table for Game 11.

Points in the paint-CSU 42, SJSU 20. Points off turnovers-CSU 20, SJSU 16.

Points in the paint-SJSU 40, SJSU 28. Points off turnovers-CSU 12, SJSU 9.

Game 12 - Colorado State 88, San Jose State 61
Jan. 16, 2021 - Phoenix, Ariz. (Ability 360 Sports Center)

Box score table for Game 12 showing player stats for Colorado State and San Jose State.

Summary statistics for Game 12 including FG%, 3-Pt. FG%, F Throw %, and DEADBALL REBOUNDS.

Box score table for Game 13 showing player stats for Colorado State and San Jose State.

Summary statistics for Game 13 including FG%, 3-Pt. FG%, F Throw %, and DEADBALL REBOUNDS.

Officials: Brad Fowler, James Ford, Jon Stigliano
Technical fouls: Colorado State-None, San Jose State-None.

Score by Periods table for Game 12.

Points in the paint-CSU 40, SJSU 28. Points off turnovers-CSU 12, SJSU 9.

Points in the paint-SJSU 40, SJSU 28. Points off turnovers-CSU 12, SJSU 9.

FORT COLLINS, Colo. - In an instant classic Mountain West Conference game, Colorado State again made the plays they needed in the final minute to earn an 83-80 win over UNLV Saturday afternoon in Moby Arena.

After a back-and-forth first half, the Rams entered halftime with a 39-36 advantage. UNLV got the first four points of the second half to take the lead, as the battle continued in the second half, with teams exchanging 18 leads and tied 12 times in the contest.

Then next possession off the screen, sophomore Isaiah Stevens canned a three from the top of the key to put the Rams up 81-78 with 26 ticks to go. A two by UNLV cut it to a one-point game, but Stevens was fouled and drained both free throws and the final attempt fell off and into Kendle Moore's hands as CSU earned the hard-fought win.

Colorado State finished the game 53.7 percent (29-of-54) from the field, including a stellar 55.2 percent (16-of-29) on threes, while UNLV was 50.8 percent (31-of-61) from the floor but limited to 27.3 percent (6-of-22) from the arc.

CSU was led by Stevens' 22 points, including a career-best six three-pointers, with eight assists and five rebounds while Roddy came off the bench for 18 points, five rebounds and six assists.

STAT OF THE GAME - The 16 3-pointers for CSU are tied for the second most ever for the Rams in Moby Arena and tied for third most by CSU in program history.

- NOTES - Throughout the years, UNLV has controlled this series, leading overall 41-19, but just 30-18 in conference action and 16-14 in Fort Collins. CSU leader Niko Medved has a 3-3 record against UNLV as a head coach. The 5-1 start in Mountain West play matches the best start in modern CSU history in either the Western Athletic Conference (1988-89 and 1989-90) and MW (never). CSU is 30-6 overall (18-3 MW) under Medved when up at the break. This was CSU's eight consecutive win at Moby Arena. Roddy's six assists are a career best.

PHOENIX, Ariz. - Colorado State jumped out early and built the lead throughout in easily handling San Jose State 90-57 Thursday night in Phoenix. With the win, the Rams improved to 9-2 and 6-1 in Mountain West play, while the Spartans fell to 2-9 and 0-7 in the league.

CSU scored the first five points of the game and just kept steadily building the first half lead behind solid shooting and strong overall defense. The Rams built the lead to as many as 26 in the first half and eventually went into the break leading 46-26. SJSU did get the lead down to 16 seven minutes into the second half, however CSU had an answer every time the rest of the half, including using a 17-2 run to lead by as many as 34 with under four minutes to play.

Colorado State finished the game at 54.7 percent (35-of-64) from the floor, including a stellar 63.0 percent (17-of-27) in the second half. San Jose State was limited to just 34.4 percent (22-of-64) and 32.0 percent (8-of-25) from the three-point line. The Rams won the battle of the boards 32-21.

Junior guard Kendle Moore led the Rams with 18 points, including four three-pointers, while junior David Roddy finished with 17 points and a game and team season-high 14 rebounds. Sophomore guard Isaiah Stevens finished with 14 points, while sophomore guard John Tonje came off the bench with 13. Richard Washington was the only Spartan in double figures with 35.

STAT OF THE GAME - CSU pushed the tempo effectively, outscoring SJSU 24-3 on the fast break.

- NOTES - This is a unique series in that one team has won all the meetings so far, as CSU has won all 21 meetings. All but one have occurred since 1997, with 15 of them in conference play. CSU leader Niko Medved has a 4-0 record against San Jose State as a head coach. The Rams' 6-1 conference record is the program's best start in league play in the modern era (WAC and MW). The 46 points were the most in the first half for the Rams and the second largest halftime lead (20) of the season. Roddy's double-double was his fifth of the season and seventh of his career (Rams are 7-0 when he has one). That moves him to a tie for 29th in CSU history. Moore's 18 points were a season high. Tonje has scored in double figures in four of the last five games.

PHOENIX, Ariz. - Colorado State utilized a second half surge and pulled away from San Jose State for an 88-61 victory Saturday afternoon in Phoenix. With the win, the Rams improved to 10-2 and 7-1 in Mountain West play, while the Spartans fell to 2-10 and 0-8 in the league.

The two teams battled early on and the game was within six most of the opening minutes as the Rams led after the opening minute. Then, CSU stepped up its defense and held SJSU without a FB for more than 6 minutes - CSU went on a 10-3 run to extend the lead to 36-24 with just under two to go in the first 20 minutes. The Rams continued to push until the end of the half, building a 42-28 lead at the intermission.

In the second 20, SJSU continued to try to fight back, but CSU had an answer every time to keep the Spartans from making a run to close the gap to single digits. San Jose State got it down to 51-40 with 16:14 to play, but the Rams went on a quick 7-0 run over 41 seconds to extend the lead to 18 and never look back. CSU led by as many as 33 in the final minutes to earn the victory.

Colorado State finished the game at 51.1 percent (35-of-68) from the floor and 35.3 percent (12-of-34) on threes. San Jose State was held to 38.1 percent (24-of-63) from the field and just 27.3 percent (6-of-22) behind the line. The teams combined for just 18 turnovers in the contest.

Sophomore guard Isaiah Stevens and junior guard Adam Thistlewood tied for game-high honors with 16 points each, while junior guard Kendle Moore tallied 15. Freshman center James Moors was the other Ram in double figures with a season-high 14 points along with six board. Sophomore forward David Roddy led all players with 13 rebounds and added nine points. San Jose State had two players with 15 - Richard Washington and Sebastian Mendoza.

STAT OF THE GAME - Colorado State dominated the glass, 47-30 (13 CSU offensive rebounds).

- NOTES - This is a unique series in that one team has won all the meetings so far, as CSU has won all 22 meetings. All but one have occurred since 1997, with 16 of them in conference play. CSU leader Niko Medved has a 5-0 record against San Jose State as a head coach. The Rams' 7-1 conference record is the program's best start in league play at all levels of program history. This was CSU's eighth game this year with 10 or more three-pointers made. Thistlewood tied his previous season high of 16, the last occurred vs. CSU Pueblo (12/12/20). Roddy had his fifth 10+ rebound game of the year (CSU is 5-0 when he does that this season).







Game 16 - Boise State 85, Colorado State 77
Jan. 29, 2021 - Fort Collins, Colo. (Moby Arena)

Boise State (14-2, 10-1) Player fg-a 3p-a ft-a o-d reb. tot pf tp a to blk s min
Abu Kigab f 3-8 3-6 8-10 1-6 7 2 17 2 4 4 2 30
Mladen Armus f 5-7 0-0 2-5 6-3 9 2 12 2 1 1 1 33
Marcus Shaver Jr. g 8-13 2-4 3-3 0-3 3 3 21 1 1 0 2 29
RayJ Dennis g 2-8 0-2 1-2 0-2 2 3 5 2 2 0 2 23
Derrick Alston g 3-8 2-6 1-2 0-1 1 2 9 4 4 0 1 26
Devonaire Doutrive g 5-5 2-2 1-6 0-2 2 1 13 2 0 0 0 25
Max Rice 1-2 0-0 2-2 0-2 2 1 4 2 0 0 0 16
Emmanuel Akot 2-4 0-1 0-0 0-1 1 2 4 3 1 0 1 16
Naje Smith 0-0 0-0 0-0 0-0 0 0 0 0 0 0 0 2
TEAM 1-2 3
Totals 29-55 9-21 18-30 8-22 30 16 85 18 13 5 9 200

TOTAL FG% 1st Half: 15-31 48.4% 2nd Half: 14-24 58.3% Game: 52.7% DEADBALL
3-Pt. FG% 1st Half: 5-13 38.5% 2nd Half: 4-8 50.0% Game: 42.9% REBOUNDS
F Throw % 1st Half: 3-5 60.0% 2nd Half: 15-25 60.0% Game: 60.0% 7

Colorado State (12-4, 9-3) Player fg-a 3p-a ft-a o-d reb. tot pf tp a to blk s min
James Moors f 2-3 0-0 0-1 1-1 2 2 4 2 2 0 0 17
David Roddy f 6-13 1-3 3-4 3-5 8 4 16 3 4 0 2 34
Adam Thistlewood f 8-13 5-9 3-3 0-1 1 3 24 0 0 2 0 34
Kendle Moore g 1-5 1-4 0-0 0-1 1 2 3 0 1 0 1 31
Isaiah Stevens g 7-15 1-4 2-2 0-9 9 2 17 8 7 0 2 38
John Tonje 2-4 1-2 0-0 0-3 3 3 5 0 2 0 0 22
P.J. Byrd 1-2 0-0 0-0 0-0 0 2 2 1 1 0 0 11
Dischon Thomas 2-2 0-0 2-2 2-1 3 1 6 1 0 0 0 11
Isaiah Rivera 0-1 0-0 0-0 0-0 0 0 0 1 0 0 0 2
TEAM 2-2 4
Totals 29-58 9-22 10-12 8-23 31 19 77 16 18 2 5 200

TOTAL FG% 1st Half: 14-27 51.9% 2nd Half: 15-31 48.4% Game: 50.0% DEADBALL
3-Pt. FG% 1st Half: 5-12 41.7% 2nd Half: 4-10 40.0% Game: 40.9% REBOUNDS
F Throw % 1st Half: 6-8 75.0% 2nd Half: 4-4 100% Game: 83.3% 1

Officials: Deron White, Mike Scyphers, Tony Padilla Att: N/A
Technical fouls: Boise State-None, Colorado State-TEAM.

Score by Periods 1st 2nd Total
Boise State 38 47 85
Colorado State 39 38 77

Points in the paint-BOISE 36, CSU 28. Points off turnovers-BOISE 24, CSU 14.
2nd chance points-BOISE 9, CSU 8. Fast break points-BOISE 22, CSU 14.
Bench points-BOISE 21, CSU 13. Score tied-3 times. Lead changed-5 times.

Last FG-BOISE 2nd-00:15, CSU 2nd-00:07.
Largest lead-BOISE by 23 2nd-09:41, CSU by 4 1st-18:48.
BOISE led for 30:08. CSU led for 07:21. Game was tied for 02:31.

FORT COLLINS, Colo. - In a battle featuring two of the top three teams in the Mountain West standings, Colorado State was unable to rally late against a pesky Boise State and fell to the visiting Broncos 85-77 Friday night. With the loss snapping CSU's nine-game home win streak, the Rams fell to 12-4 and 9-3 in MW play, while the Broncos improved to 14-2 and 10-1 in the league.

After a back-and-forth first half that had the Rams leading 39-38 at the break, Boise State came out and scored the first seven points of the second half and never relinquished the lead. The margin grew to as many as 23 in the second half, but CSU battled back and cut it to six with two minutes to play at 77-71. However, the Rams could get no closer as the Broncos shot 58.3 percent from the field in the final 20 minutes.

Colorado State finished the game at 50.0 percent (29-of-58) from the field and 40.9 percent (9-of-22) from the three-point line. Boise State was 52.7 percent (29-of-55) from the floor, including 42.9 percent (9-of-21) beyond the arc. CSU had a slight lead on the board, 31-30, but was outscored on points in the paint, 36-28.

CSU was led by junior Adam Thistlewood, who tied a career high with 24 points, including a career-best five three-pointers. Sophomore Isaiah Stevens had 17 points, nine rebounds and eight assists, while sophomore David Roddy was the only other Ram in double figures with 16 points and eight boards. Boise State had four players in double figures, led by Marcus Shaver Jr. with 21.

STAT OF THE GAME

The Rams' turnovers hurt the offensive flow as CSU finished with 18 turnovers that Boise State turned into a 24-14 advantage in points off turnovers.

NOTES

- The two teams split the series and have been in a battle in recent years, with Boise State holding a slight 15-12 lead in games played, with the having won eight of the last 10 meetings dating back to the 2016-17 season.
CSU leader Niko Medved has an 2-4 record against Boise State as a head coach.
The Rams are now 9-1 this season (7-1 MW) when leading at the break and 34-7 all-time (22-4 MW) under Medved.
Thistlewood recorded his 12th and 13th blocked shots on the season, tying his total from his first two seasons at CSU combined.



## NIKO MEDVED

*Head Coach • Third Year at CSU • Minnesota (1997)*

Niko Medved is in his third year as the head coach of the Rams' men's basketball program in 2020-21. Medved, a Colorado State assistant coach from 2007-13, has continued to show his prowess in program improvement, having led his respective squads to increased wins over the previous season in each of his seven years as a leader. That includes both seasons at CSU, resulting in a nine-win improvement over two years.

Last season, the Rams continued their upward trend under Medved and his staff, posting an eight-victory improvement over his first year with a 20-win season. The Rams were also headed to the postseason for the first time in three years prior to the season being halted for the worldwide pandemic. As part of that season, three Rams were recognized for their play on the court, including second-team All-MW pick and the league's all-time leading rebounder Nico Carvacho and the Mountain West Freshman of the Year and third-team All-MW guard Isaiah Stevens.

He previously served as the head coach at Drake University for one season where he guided the Bulldogs to their first postseason berth in six years. Prior to his appointment at Drake, he engineered considerable success as head coach at Furman from 2013-16.

As a Colorado State assistant coach for six years beginning in 2007 when former head coach Tim Miles took the reins of the Rams' program, Medved was instrumental in the rebuild of the program that saw it improve from seven wins in 2007-08 to five consecutive postseason berths, including NCAA tournament appearances in his final two seasons. As recruiting coordinator at CSU, Medved was responsible for recruiting many of the contributing players on the Rams' roster who helped return the program to prominence, a list that includes:

- two-time All-Mountain West selection and eventual Olympian Andy Ogide
- 2013 honorable mention AP All-American and first-team All-Mountain West Conference choice Colton Iverson
- second team All-MW pick Dorian Green
- third team all-league and two time all-defensive team selection Pierce Hornung
- 2012 first team All-MW guard Wes Eikmeier
- 2013 MW Sixth Man of the Year Daniel Bejarano

During his season at Drake, he engineered a 10-game improvement over the previous season, including 10 wins in the Missouri Valley Conference, the most in 10 years and just the 11th time the squad had won 10 or more league games in a season. The turnaround was the 17th best in the nation this year from a 7-24 record prior to his arrival. The postseason berth in the CIT was the first since 2012 and the His squad defeated Wake Forest during non-conference play., the program's second-ever win against an Atlantic Coast Conference opponent. He also had a player named Missouri Valley Scholar-Athlete of the Week seven times during the season out of 11 opportunities and had four players named to MVC Scholar-Athlete teams.

In four seasons as head coach at Furman, Medved guided the Paladins from a seven-win squad prior to his arrival and led it to improved records each season. The run culminated in a 23-11 record in 2016 that earned him Southern Conference Coach of the Year honors and saw the program earn a share of its first SoCon regular season championship since 1990-91. Medved's team reached the semifinals of the CollegelInsider.com (CIT) postseason tournament in 2016-17, its second consecutive season in the CIT.

He spent seven seasons as an assistant coach at Furman (1999-2006),

### MEDVED AT A GLANCE

#### PERSONAL

Hometown	St. Paul, Minn.
College	Minnesota, 1997
Family	Wife: Erica Daughters: Aly, Taylor

#### COACHING HONORS/POSTSEASON APPEARANCES

2018	CollegelInsider.com Tournament (Drake Head Coach)
2017	Southern Conference Coach of the Year (Furman)
2017	CollegelInsider.com Tournament (Furman Head Coach)
2016	CollegelInsider.com Tournament (Furman Head Coach)
2013	NCAA Tournament (CSU Assistant Coach)
2012	NCAA Tournament (CSU Assistant Coach)

#### COACHING RÉSUMÉ

1997-99	Macalester College, associate head coach
1999-2006	Furman, assistant coach
2006-07	Minnesota, assistant coach
2007-13	Colorado State, assistant coach
2013-17	Furman, head coach
2017-18	Drake, head coach
2018-present	Colorado State, head coach

## GAMES 17 & 18 - AT WYOMING

including serving as the school's interim head coach in the spring of 2006. Furman registered winning seasons in each of Medved's last three years in Greenville and four of the final five seasons. He then spent one season (2006-07) as an assistant at the Minnesota under Dan Monson before joining Miles' first staff at CSU in 2007.

Medved began his coaching career at the University of Minnesota in 1992 as a student manager and assistant. He served as associate head coach at Macalester College from 1997-1999 and worked four years as an instructor at the prestigious Nike All-America camp. Medved earned his B.S. in kinesiology in 1997 and his master's in sport management in 1999, both from Minnesota.

Niko and his wife Erica have a three-year-old daughter, Aly and one-year-old daughter Taylor.



### HEAD COACHING EXPERIENCE

Year	School	Rec.	Conf. Rec.	Conf. Finish	Postseason
2013-14	Furman	9-21	3-13	10th (SoCon)	-
2014-15	Furman	11-22	5-13	10th (SoCon)	
2015-16	Furman	19-16	11-7	t-3rd (SoCon)	CollegInsider.com
2016-17	Furman	23-11	14-4	t-1st (SoCon)	CollegInsider.com
	<i>Four seasons</i>	<i>62-70</i>	<i>33-37</i>		
2017-18	Drake	17-17	10-8	t-3rd (MVC)	CollegInsider.com
	<i>One Season</i>	<i>17-17</i>	<i>10-8</i>		
2018-19	Colorado State	12-20	7-11	t-7th (MW)	
2019-20	Colorado State	20-12	11-7	t-5th (MW)	
2020-21	Colorado State	12-4	9-3		
	<i>Three Seasons</i>	<i>44-36</i>	<i>27-21</i>		
<b>Overall</b>	<b>Eight seasons</b>	<b>123-123</b>	<b>70-66</b>	<b>1 Title</b>	<b>3 Postseason Appearances</b>

### MEDVED'S PLAYER ACCOLADES AS A HEAD COACH

Year	Player	Award
2013-14	Stephen Croone	Southern Conference Second-Team All-League
2014-15	Stephen Croone	Southern Conference Second Team All-League
2014-15	Devin Sibley, Jr.	Southern Conference Freshman of the Year, All-Freshman Team
2014-15	Daniel Fowler	Southern Conference All-Freshman Team
2015-16	Stephen Croone	Southern Conference Player of the Year, First Team All-SoCon
2015-16	Matt Rafferty	Southern Conference All-Freshman Team
2016-17	Devin Sibley, Jr.	Southern Conference Player of the Year; First Team All-SoCon
2016-17	Kris Acos	Second Team All-SoCon
2016-17	Jordan Lyons	Southern Conference All-Freshman Team
2017-18	Blake Timmer	First Team All-Missouri Valley, MVC Co-Scholar Athlete of the Year
2017-18	Graham Woodward	Missouri Valley All-Bench Team
2017-18	Nick McGlynn	Missouri Valley Most-Improved Team
2018-19	Nico Carvacho	First Team All-Mountain West, MW All-Defensive Team, NABC Second Team All-District, USBWA First Team All-District
2018-19	J.D. Paige	Honorable Mention All-Mountain West, MW All-Defensive Team
2019-20	Nico Carvacho	Second Team All-Mountain West (coaches & media)
	Isaiah Stevens	MW Freshman of the Year (coaches & media), Third Team All-Mountain West (coaches), Honorable Mention All-Mountain West (media)
	David Roddy	Honorable Mention All-Mountain West (media)

### Medved Year-by-Year

<i>Furman</i>					
Year	Overall	Home	Away	Neut	
2013-14	9-21	6-8	3-12	0-1	
2014-15	11-22	7-7	1-14	3-1	
2015-16	19-16	14-2	3-12	2-2	
2016-17	23-11	11-3	12-7	0-1	
<i>Total</i>	<i>62-70</i>	<i>38-20</i>	<i>19-45</i>	<i>5-5</i>	
<i>Pct.</i>	<i>.470</i>	<i>.655</i>	<i>.297</i>	<i>.500</i>	
<i>Drake</i>					
Year	Overall	Home	Away	Neut	
2017-18	17-17	11-3	4-11	2-3	
<i>Total</i>	<i>17-17</i>	<i>11-3</i>	<i>4-11</i>	<i>2-3</i>	
<i>Pct.</i>	<i>.500</i>	<i>.786</i>	<i>.267</i>	<i>.400</i>	
<i>Colorado State</i>					
Year	Overall	Home	Away	Neut	
2018-19	12-20	8-9	4-8	0-3	
2019-20	20-12	12-4	5-6	3-2	
2020-21	12-4	7-1	3-3	2-0	
<i>Total</i>	<i>44-36</i>	<i>27-14</i>	<i>12-17</i>	<i>5-5</i>	
<i>Pct.</i>	<i>.550</i>	<i>.658</i>	<i>.414</i>	<i>.500</i>	
<b>Comb.</b>	<b>123-123</b>	<b>76-37</b>	<b>35-73</b>	<b>12-13</b>	
<b>Pct.</b>	<b>.500</b>	<b>.673</b>	<b>.324</b>	<b>.480</b>	





**Furman [62-70 (.470), 33-37 SoCon]**

**2013-14: 9-21 [3-13, 10th SoCon]**

**Home: 6-8 / Away: 3-12 / Neutral: 0-1**

11/8	Sewanee	W, 66-49
11/12	Gardner-Webb	W, 75-64
11/15	Florida Gulf Coast	L, 69-70
11/23	at College of Charleston	L, 55-89
11/26	at Virginia Tech	L, 54-75
11/30	Brevard	W, 89-72
12/4	at Fordham	L, 48-79
12/7	at Presbyterian	W, 74-59
12/10	Mars Hill	L, 93-97
12/14	at Clemson	L, 35-71
12/20	Liberty	W, 86-83
12/28	at California	L, 60-90
12/30	at UC Davis	W, 75-65
1/4	Chattanooga*	L, 63-72
1/6	at UNC Greensboro*	L, 82-90
1/9	Davidson*	L, 56-73
1/11	at Samford*	L, 55-57
1/16	at Georgia Southern*	L-ot, 81-88
1/18	at The Citadel*	W, 76-71
1/25	Wofford*	L, 52-76
2/1	at Chattanooga*	L, 52-67
2/3	Samford*	L, 68-76
2/8	at Davidson*	L, 50-65
2/10	at Western Carolina*	L, 75-83
2/15	The Citadel*	W, 76-67
2/20	at Wofford*	L, 50-70
2/22	Appalachian State*	W, 53-68
2/24	Elon*	L, 49-78
2/27	Georgia Southern*	L, 73-82
3/7	vs. Georgia Southern^	L, 50-65

\* Southern Conference game  
^ Southern Conference Tournament (Asheville, N.C.)

**2014-15: 11-22 [5-13, 10th SoCon]**

**Home: 7-7 / Away: 1-14 / Neutral: 3-1**

11/14	College of Charleston	L, 75-40
11/19	Appalachian State	W, 84-65
11/22	UC Davis	L, 58-55
11/26	at Duke	L, 93-54
12/1	at Liberty	L, 66-52
12/6	Samford*	W, 74-64
12/9	at TCU	L, 80-69
12/13	at Gardner-Webb	L, 74-68
12/19	at Florida Gulf Coast	L, 83-78
12/22	at Minnesota	L, 86-76
12/30	St. Andrews	W, 72-35
1/3	at Chattanooga*	L, 72-60
1/5	at Western Carolina*	L, 72-53
1/8	UNCG*	W, 71-64
1/10	VMI*	L, 83-73
1/15	at Mercer*	L, 67-64
1/17	at The Citadel*	W, 74-62
1/22	at Wofford*	L, 74-49
1/24	Allen	W, 82-46
1/29	ETSU*	W, 59-55
1/31	at Samford*	L, 68-58
2/5	Chattanooga*	L-ot, 74-71
2/7	Mercer*	L, 74-68
2/12	at VMI*	L, 93-59
2/14	at ETSU*	L, 66-59
2/19	The Citadel*	L-ot, 62-56
2/22	at UNCG*	L, 84-49
2/26	Western Carolina*	W, 53-49
2/28	Wofford*	L, 62-60
3/6	vs. The Citadel^	W, 73-56
3/7	vs. Chattanooga^	W, 69-67
3/8	vs. Mercer^	W, 52-49
3/9	vs. Wofford^	L, 67-64

\* Southern Conference game  
^ Southern Conference Tournament (Asheville, N.C.)

**2015-16: 19-16 [11-7, t-3rd SoCon]**

**Home: 14-2 / Away: 3-12 / Neutral: 2-2**

**Collegelsider.com Tournament Participant**

11/13	Presbyterian	W, 63-53
11/17	at Appalachian State	W, 79-70
11/19	at Charlotte%	L, 77-68
11/21	at Connecticut%	L, 83-58
11/26	vs. Texas A&M-Corpus Christi%	L, 73-69
11/27	vs. Mount St. Mary's%	W, 69-60
12/1	Piedmont International	W, 99-38
12/8	Liberty	W, 79-56
12/12	Gardner-Webb	L, 73-53
12/16	Bluefield College	W, 94-46
12/19	at Dayton	L, 70-50
12/22	at Navy	L, 62-49
12/29	at UNC Asheville	L, 67-65
1/2	VMI*	W, 85-57
1/5	at UNCG*	L, 67-66
1/9	Chattanooga*	W, 70-55
1/11	Samford*	W, 77-57
1/14	at Mercer*	L, 69-65
1/16	at The Citadel*	L, 89-86
1/23	Wofford*	W, 63-62
1/25	at VMI*	W, 68-56
1/28	Western Carolina*	W, 62-60
1/30	ETSU*	W, 74-70
2/4	at Samford*	W, 67-65
2/6	at Chattanooga*	L, 62-54
2/8	UNCG*	W, 79-72
2/11	The Citadel*	W, 95-75
2/13	Mercer*	W, 85-74
2/20	at Wofford*	L, 77-73
2/25	at ETSU*	L, 80-75
2/27	at Western Carolina*	L, 73-62
3/5	vs. UNCG^	W, 80-64
3/6	vs. ETSU^	L, 84-76
3/15	Louisiana-Monroe!	W, 58-57
3/19	Louisiana!	L, 80-72

\* Southern Conference game  
% Battle 4 Atlantis (Home sites first two, Elon, N.C. second two)  
^ Southern Conference Tournament (Asheville, N.C.)  
! Collegelsider.com Tournament (Home sites)

**2016-17: 23-11 [14-4, t-1st SoCon]**

**Home: 11-3 / Away: 12-7 / Neutral: 0-1**

**Collegelsider.com Tournament Participant**

11/11	at Presbyterian	L, 73-71
11/14	at Alabama-Birmingham%	W, 84-74
11/17	at Georgia%	L, 84-78
11/19	Trinity Baptist	W, 102-53
11/22	UNC Asheville%	L, 64-58
11/25	Hiwassee	W, 98-48
11/30	at Winthrop	L-ot, 58-57
12/3	Navy	W, 79-46
12/6	at Liberty	W, 61-58
12/10	at Gardner-Webb	W, 68-65
12/16	South Carolina State	L, 69-67
12/19	at Tennessee Tech	W, 68-62
12/22	at Michigan	L, 68-62
12/31	The Citadel*	W, 83-68
1/2	Mercer*	W, 71-69
1/5	at Samford*	W, 83-73
1/7	at Chattanooga*	L, 80-64
1/14	at Wofford*	L, 67-58
1/19	ETSU*	W, 75-62
1/21	VMI*	W, 89-72
1/25	Western Carolina*	W, 85-37
1/28	at UNCG*	W, 73-67
2/2	at Mercer*	W, 70-68
2/4	at The Citadel*	W, 99-91
2/9	Chattanooga*	W, 60-56
2/11	Samford*	W, 90-73
2/13	at VMI*	W, 80-52
2/15	at Western Carolina*	W, 74-62
2/18	UNCG*	L, 73-52
2/22	at ETSU*	L-ot, 93-81
2/25	Wofford*	W, 78-69
3/4	vs. Samford^	L, 67-63
3/16	at USC Upstate!	W, 79-57
3/25	at Campbell!	W, 79-64

\* Southern Conference game  
% CBE Hall of Fame Classic (Home Sites)  
^ Southern Conference Tournament (Asheville, N.C.)  
! Collegelsider.com Tournament (Home sites)

**Drake [17-17 (.500), 10-8 MVC]**

**2017-18: 17-17 [10-8, t-3rd MVC]**

**Home: 11-3 / Away: 4-11 / Neutral: 2-3**

**Collegelsider.com Tournament Participant**

11/11	Coe College	W, 101-54
11/17	vs. Wake Forest%	W, 77-74
11/18	vs. Colorado%	L, 81-86
11/19	vs. Drexel%	W, 90-88
11/26	Chicago State	W, 79-67
11/29	at Omaha	L, 73-75
12/2	at Wyoming#	L-2ot, 89-96
12/6	at South Dakota	L, 65-93
12/9	Omaha	W, 93-74
12/11	at Minnesota	L, 67-68
12/16	Iowa @	L, 64-90
12/19	at South Dakota State	L, 74-87
12/22	Maryland Eastern Shore	W, 81-57
12/28	Bradley*	W, 66-64
12/31	at Southern Illinois*	W, 70-67
1/3	Illinois State*	W, 87-62
1/6	at Indiana State*	W, 75-72
1/10	at Valparaiso*	L, 60-77
1/13	Evansville*	W, 81-65
1/16	at Northern Iowa*	L, 54-68
1/20	Missouri State*	W, 61-58
1/24	Loyola Chicago*	L, 57-80
1/27	at Evansville*	L, 73-77
1/30	Southern Illinois*	L, 67-78
2/3	at Bradley*	W, 78-68
2/7	at Loyola Chicago*	L, 57-72
2/10	Northern Iowa*	W, 71-64
2/14	Indiana State*	W, 90-76
2/18	at Missouri State*	W, 67-63
2/21	at Illinois State*	L-ot, 81-89
2/24	Valparaiso*	L, 64-69
3/2	vs. Bradley ^	L, 61-63
3/12	Abilene Christian!	W, 80-73
3/18	at Northern Colorado!	L, 72-81

\* Missouri Valley Conference game  
% U.S. Virgin Islands Paradise Jam (Lynchburg, Va.)  
@ Hy-Vee Classic (Des Moines, Iowa)  
# Mountain West-Missouri Valley Challenge  
^ Missouri Valley Conference Tournament (St. Louis, Mo.)  
! Collegelsider.com Tournament (Home sites)

**Colorado St. [44-36 (.550), 27-21 MW]**

**2018-19: 12-20 [7-11 MW]**

**Home: 8-9 / Away: 4-8 / Neutral: 0-3**

11/7	Colorado Christian	W, 100-66
11/10	Arkansas-Pine Bluff	W, 92-67
11/14	Montana State	W, 81-77
11/19	vs. Louisiana %	L, 73-91
11/20	at Florida Gulf Coast %	W, 82-74
11/21	vs. South Dakota State %	L, 65-78
11/27	Southern Illinois #	L, 67-82
12/1	at Colorado	L, 80-86
12/5	Arkansas	L, 74-98
12/8	Sam Houston State	W, 71-65
12/16	South Dakota	L, 63-68
12/22	at Long Beach State	L, 61-64
12/30	New Mexico State	L, 68-88
1/2	at UNLV*	L, 76-78
1/5	at Fresno State*	L, 67-78
1/8	Air Force*	W, 87-64
1/12	New Mexico*	W, 91-76
1/19	at Utah State*	L, 72-87
1/23	at Nevada (#7)*	L, 60-100
1/26	Fresno State*	W, 74-65
1/29	Boise State*	L, 68-70
2/2	at Air Force*	W, 85-53
2/6	Nevada (#6)*	L, 82-98
2/9	at Wyoming*	L, 66-74
2/12	San Diego State*	L, 60-71
2/20	at San Jose State*	W, 91-70
2/23	Wyoming*	W, 83-48
2/27	at Boise State*	W, 76-62
3/2	at New Mexico*	L, 65-77
3/5	Utah State*	L-ot, 96-100
3/9	UNLV*	L, 60-65
3/13	vs. Boise State^	L, 57-66

\* Mountain West Conference game  
% Gulf Coast Showcase (Fort Myers, Fla.)  
# Mountain West-Missouri Valley Challenge  
^ MW Tournament (Las Vegas, Nev.)

**2019-20: 20-12 [11-7 MW]**

**Home: 12-4 / Away: 5-6 / Neutral: 3-2**

11/5	Denver	W, 74-63
11/8	at Duke (#4)	L, 55-89
11/13	Omaha @	W, 80-65
11/16	at Loyola Marymount	W, 74-64
11/20	Arkansas State	L, 78-80
11/25	vs. New Mexico State @	L-ot, 70-78
11/26	vs. Loyola Chicago @	W, 61-60
11/27	vs. Washington State @	W, 79-69
12/1	Utah Valley	W, 92-61
12/4	San Diego State* (RV)	L, 55-79
12/7	at Boise State*	L, 64-75
12/10	South Dakota State	W, 72-68
12/13	Colorado	L, 48-56
12/21	vs. Tulsa #	W-3ot, 111-104
12/28	Doane	W, 87-62
1/1	at Nevada*	L, 61-67
1/4	Wyoming*	W, 72-61
1/11	at San Jose State*	W, 81-70
1/15	New Mexico*	W, 105-72
1/18	at Air Force*	W, 78-65
1/22	Fresno State*	W, 86-68
1/25	at Utah State*	L, 61-77
1/29	Nevada*	W, 92-91
2/1	UNLV*	W, 85-77
2/4	at Fresno State*	W, 80-70
2/11	Utah State*	L, 72-75
2/15	at Wyoming*	W, 77-70
2/18	at UNLV*	L, 56-80
2/23	San Jose State*	W, 78-71
2/25	at San Diego State* (#5)	L, 60-66
2/29	Air Force*	W, 87-74
3/4	vs. Wyoming ^	L, 74-80

\* Mountain West Conference Games  
@ Cayman Islands Classic (one home game, final three in Grand Cayman)  
# BOK Showcase (BOK Center - Tulsa, Okla.)  
^ MW Tournament (Las Vegas, Nev.)

**2020-21: 12-4 [9-3 MW]**

**Home: 7-1 / Away: 3-3 / Neutral: 2-0**

12/12	CSU Pueblo	w, 89-77
12/14	Northern Arizona	w, 91-52
12/19	at Saint Mary's (Calif.)	L, 33-53
12/22	at Santa Clara	W, 70-57
12/28	Fresno State*	W, 75-53
12/30	Fresno State*	W, 81-59
1/2	at San Diego State* (RV/23)	W, 70-67
1/4	at San Diego State* (RV/RV)	L, 65-78
1/7	UNLV*	W, 74-71
1/9	UNLV*	W, 83-80
1/14	vs. San Jose State*%	W, 90-57
1/16	vs. San Jose State*%	W, 88-61
1/19	at Utah State (RV/-)	L, 64-83
1/21	at Utah State (RV/-)	W, 84-76
1/27	Boise State* (RV/RV)	W, 78-56
1/29	Boise State* (RV/RV)	L, 77-85

\* Mountain West Conference Games  
% Arena 360 Center - Phoenix, Ariz.



## 2020-21 COLORADO STATE SEASON AND CAREER HIGHS

**0 Trace Young**

Category	2020-21 Season & Career High
Points	
Rebounds	
Assists	
Steals	
Blocks	
Field Goals	
3 Pointers	
Free Throws	
Minutes	2, vs. Fresno State (12/30/20)

**1 John Tonje**

Category	2020-21 Season High	Career High
Points	15, two times	<b>15, two times</b>
Rebounds	8, at San Jose State (1/16/21)	<b>8, at San Jose State (1/16/21)</b>
Assists	2, two times	<b>2, three times</b>
Steals	2, two times	<b>2, two times</b>
Blocks	1, at Santa Clara (12/22/20)	<b>1, at Santa Clara (12/22/20)</b>
Field Goals	6, two times	<b>6, two times</b>
3 Pointers	3, three times	<b>3, four times</b>
Free Throws	4, at San Diego State (1/4/21)	<b>4, at San Diego State (1/4/21)</b>
Minutes	26, at San Diego State (1/4/21)	<b>26, at San Diego State (1/4/21)</b>

**3 Kendle Moore**

Category	2020-21 Season High	Career High
Points	18, at San Jose State (1/14/21)	26, vs. Colorado Christian (11/7/18)
Rebounds	5, two times	7, two times
Assists	4, two times	9, vs. New Mexico (1/12/19)
Steals	4, vs. Northern Arizona (12/14/20)	5, vs. Florida Gulf Coast (11/20/18)
Blocks		2, at Boise State (2/27/19)
Field Goals	7, at San Jose State (1/14/21)	9, two times
3 Pointers	5, at San Jose State (1/16/21)	7, vs. Air Force (2/29/20)
Free Throws	7, at Utah State (1/21/21)	<b>7, two times</b>
Minutes	35, at Utah State (1/21/21)	46, at Tulsa (12/21/19)

**4 Isaiah Stevens**

Category	2020-21 Season High	Career High
Points	25, vs. UNLV (1/7/21)	26, at Tulsa (12/21/19)
Rebounds	9, two times	<b>9, two times</b>
Assists	10, two times	12, at Tulsa (12/21/19)
Steals	4, at Utah State (1/21/21)	5, at Tulsa (12/21/19)
Blocks		1, two times
Field Goals	8, two times	<b>8, four times</b>
3 Pointers	6, vs. UNLV (1/9/21)	<b>6, vs. UNLV (1/9/21)</b>
Free Throws	11, at Utah State (1/21/21)	<b>11, at Utah State (1/21/21)</b>
Minutes	40, two times	47, at Tulsa (12/21/19)

**5 P.J. Byrd**

Category	2020-21 Season High	CSU Career High
Points	14, vs. Fresno State (12/30/20)	<b>14, vs. Fresno State (12/30/20)</b>
Rebounds	2, three times	3, vs. Doane (12/28/19)
Assists	2, six times	6, vs. Doane (12/28/19)
Steals	1, three times	<b>1, six times</b>
Blocks	1, vs. UNLV (1/7/21)	<b>1, vs. UNLV (1/7/21)</b>
Field Goals	2, three times	<b>2, five times</b>
3 Pointers	2, two times	<b>2, three times</b>
Free Throws	8, vs. Fresno State (12/30/20)	<b>8, vs. Fresno State (12/30/20)</b>
Minutes	21, two times	<b>21, two times</b>

**10 James Moors**

Category	2020-21 Season & Career High
Points	14, at San Jose State (1/16/21)
Rebounds	7, at Saint Mary's (CA) (12/19/20)
Assists	3, at Utah State (1/19/21); vs. Boise State (1/27/21)
Steals	1, four times
Blocks	2, vs. Fresno State (12/28/20)
Field Goals	5, vs. Northern Arizona (12/14/20)
3 Pointers	1, vs. Fresno State (12/30/20)
Free Throws	2, three times
Minutes	27, vs. Fresno State (12/30/20)

**11 Dischon Thomas**

Category	2020-21 Season High	Career High
Points	15, at Utah State (1/21/21)	18, vs. Utah Valley (12/1/19)
Rebounds	7, vs. CSU Pueblo (12/12/20)	<b>7, vs. CSU Pueblo (12/12/20)</b>
Assists	1, eight times	3, vs. New Mexico (1/15/20)
Steals	1, three times	2, vs. San Jose State (2/22/20)
Blocks	1, four times	<b>1, nine times</b>
Field Goals	5, at Utah State (1/21/21)	7, vs. Utah Valley (12/1/19)
3 Pointers	3, at Utah State (1/21/21)	<b>3, at Utah State (1/21/21)</b>
Free Throws	3, vs. UNLV (1/7/21)	5, vs. Doane (12/28/19)
Minutes	22, at Saint Mary's (CA) (12/19/20)	<b>22, at Saint Mary's (CA) (12/19/20)</b>

**21 David Roddy**

Category	2020-21 Season High	Career High
Points	27, vs. Boise State (1/27/21)	<b>27, vs. Boise State (1/27/21)</b>
Rebounds	15, vs. Boise State (1/27/21)	<b>15, vs. Boise State (1/27/21)</b>
Assists	6, vs. UNLV (1/9/21)	<b>6, vs. UNLV (1/9/21)</b>
Steals	2, three times	<b>2, six times</b>
Blocks	2, two times	4, vs. Utah State (2/11/20)
Field Goals	10, vs. Boise State (1/27/21)	11, vs. Fresno State (1/22/20)
3 Pointers	3, two times	<b>3, two times</b>
Free Throws	11, vs. CSU Pueblo (12/12/20)	<b>11, vs. CSU Pueblo (12/12/20)</b>
Minutes	34, at San Diego State (1/2/21)	38, at Tulsa (12/21/19)

**22 Nick Bassett**

Category	2020-21 Season & Career High
Points	3, vs. Northern Arizona (12/14/20)
Rebounds	
Assists	
Steals	
Blocks	
Field Goals	1, vs. Northern Arizona (12/14/20)
3 Pointers	1, vs. Northern Arizona (12/14/20)
Free Throws	
Minutes	2, vs. Northern Arizona (12/14/20)

**23 Isaiah Rivera**

Category	2020-21 Season & Career High
Points	11, vs. Fresno State (12/30/20)
Rebounds	6, vs. Fresno State (12/30/20)
Assists	3, vs. Fresno State (12/30/20); at San Jose State (1/14/21)
Steals	2, vs. Fresno State (12/30/20)
Blocks	
Field Goals	4, vs. Fresno State (12/30/20)
3 Pointers	3, vs. Fresno State (12/30/20)
Free Throws	2, at Saint Mary's (CA) (12/19/20)
Minutes	24, vs. Fresno State (12/30/20)

**31 Adam Thistlewood**

Category	2020-21 Season High	Career High
Points	24, vs. Boise State (1/29/21)	<b>24, two times</b>
Rebounds	8, at Santa Clara (12/22/20)	10, vs. Wyoming (3/4/20)
Assists	3, vs. CSU Pueblo (12/12/20)	<b>3, four times</b>
Steals	3, vs. Fresno State (12/28/20)	<b>3, four times</b>
Blocks	2, four times	<b>2, five times</b>
Field Goals	6, vs. Boise State (1/29/21)	7, vs. Nevada (1/29/20)
3 Pointers	5, vs. Boise State (1/29/21)	<b>5, four times</b>
Free Throws	5, three times	9, two times
Minutes	34, three times	43, vs. Utah State (3/5/19)













**35 Jacob Jennissen**

Category	2020-21 Season & Career High
Points	
Rebounds	
Assists	
Steals	
Blocks	
Field Goals	
3 Pointers	
Free Throws	
Minutes	





**Colorado State Rams: 12-4 (9-3 in Mountain West) in 2020-21;** Five postseason appearances in the last seven seasons; nine 20-win seasons  
**Head Coach Niko Medved:** 3rd season in Fort Collins (44-36); 8th season as head coach (123-123); Previous head coaching stops at Furman and Drake; Former CSU assistant (2007-13), helping the Rams to back-to-back NCAA appearances (2012 & 2013), including a win over Missouri in the first round in 2013

	<b>0</b> <b>Trace Young</b> G • 6-3 • 176 • Fr. Austin, Texas Dripping Springs HS	<table border="1"> <thead> <tr> <th>GP-S</th> <th>mpg</th> <th>ppg</th> <th>rpg</th> <th>apg</th> <th>spg</th> <th>fg%</th> <th>3p%</th> <th>ft%</th> </tr> </thead> <tbody> <tr> <td>20-21</td> <td>5-0</td> <td>1.2</td> <td>0.0</td> <td>0.0</td> <td>0.0</td> <td>0.000</td> <td>0.000</td> <td>0.000</td> </tr> <tr> <td>MW</td> <td>4-0</td> <td>1.3</td> <td>0.0</td> <td>0.0</td> <td>0.0</td> <td>0.000</td> <td>0.000</td> <td>0.000</td> </tr> </tbody> </table> <p>Career bests: Pts. - Reb. - Ast. -</p>	GP-S	mpg	ppg	rpg	apg	spg	fg%	3p%	ft%	20-21	5-0	1.2	0.0	0.0	0.0	0.000	0.000	0.000	MW	4-0	1.3	0.0	0.0	0.0	0.000	0.000	0.000	<p>Played in both games vs SJSU (1/14 &amp; 16)... Saw his first collegiate action late against Northern Arizona (12/14)... Helped lead Dripping Springs to a 23-6 mark overall and 12-2 in district play along with a berth in the 2020 Texas 5A Regional his senior year... Averaged 9.3 points, 4.4 rebounds, 1.5 assists and 0.7 steals his junior season, earning Newcomer of the Year honors in District 25-5A... Also competed in track and field for the Tigers.</p>
GP-S	mpg	ppg	rpg	apg	spg	fg%	3p%	ft%																						
20-21	5-0	1.2	0.0	0.0	0.0	0.000	0.000	0.000																						
MW	4-0	1.3	0.0	0.0	0.0	0.000	0.000	0.000																						
	<b>1</b> <b>John Tonje</b> G • 6-5 • 222 • So. Omaha, Neb. Omaha Central	<table border="1"> <thead> <tr> <th>GP-S</th> <th>mpg</th> <th>ppg</th> <th>rpg</th> <th>apg</th> <th>spg</th> <th>fg%</th> <th>3p%</th> <th>ft%</th> </tr> </thead> <tbody> <tr> <td>20-21</td> <td>16-1</td> <td>20.0</td> <td>7.0</td> <td>3.0</td> <td>0.6</td> <td>0.4</td> <td>0.407</td> <td>0.360</td> </tr> <tr> <td>MW</td> <td>12-1</td> <td>20.8</td> <td>7.3</td> <td>3.0</td> <td>0.7</td> <td>0.3</td> <td>0.435</td> <td>0.366</td> </tr> </tbody> </table> <p>Career bests: Pts. - 15, at San Diego State (1/4/21); vs. UNLV (1/9/21) Reb. - 8, at San Jose State (1/16/21) Ast. - 2, vs. Utah Valley (12/1/19)</p>	GP-S	mpg	ppg	rpg	apg	spg	fg%	3p%	ft%	20-21	16-1	20.0	7.0	3.0	0.6	0.4	0.407	0.360	MW	12-1	20.8	7.3	3.0	0.7	0.3	0.435	0.366	<p>Had 11 pts (3-4 FG, 2-2 3P, 3-3 FT) in win over Boise St. (1/27)... Career-high 8 reb in victory over SJSU (1/16)... Had 13 pts, career-high 6 reb, 2 stl in win vs SJSU (1/14)... Career-best 15 at SDSU (1/4)... Hit GW 4-pt play with 12.3 sec, part of 11 pts at #23 SDSU (1/2)... In win at Santa Clara (12/22) had new highs of pts (12), reb (5), blk (1), stl (2) and min (25)... Scored 7 pts vs. NAU (12/14)... Had 4 pts, career-best 4 reb in season opening win over CSU Pueblo (12/12)... '19-20 Season high 10 pts in win vs. UNM (1/15)... Had 9 pts (3 3p) in win at SJSU (1/11)... Had 7 pts, 3 reb in 3ot win at Tulsa</p>
GP-S	mpg	ppg	rpg	apg	spg	fg%	3p%	ft%																						
20-21	16-1	20.0	7.0	3.0	0.6	0.4	0.407	0.360																						
MW	12-1	20.8	7.3	3.0	0.7	0.3	0.435	0.366																						
	<b>3</b> <b>Kendle Moore</b> G • 5-10 • 151 • Jr. Danville, Ill. Danville HS	<table border="1"> <thead> <tr> <th>GP-S</th> <th>mpg</th> <th>ppg</th> <th>rpg</th> <th>apg</th> <th>spg</th> <th>fg%</th> <th>3p%</th> <th>ft%</th> </tr> </thead> <tbody> <tr> <td>20-21</td> <td>15-15</td> <td>28.7</td> <td>10.7</td> <td>2.7</td> <td>1.8</td> <td>1.5</td> <td>0.496</td> <td>0.421</td> </tr> <tr> <td>MW</td> <td>11-11</td> <td>29.4</td> <td>10.7</td> <td>2.6</td> <td>1.8</td> <td>1.3</td> <td>0.453</td> <td>0.413</td> </tr> </tbody> </table> <p>Career bests: Pts. - 26, vs. Colorado Christian (11/7/18) Reb. - 7, vs. Fresno State (1/23/19); vs. UNLV (2/1/20) Ast. - 9, vs. New Mexico (1/12/19)</p>	GP-S	mpg	ppg	rpg	apg	spg	fg%	3p%	ft%	20-21	15-15	28.7	10.7	2.7	1.8	1.5	0.496	0.421	MW	11-11	29.4	10.7	2.6	1.8	1.3	0.453	0.413	<p>Scored 16 pts, 4 reb, 4 ast, 2 stl in win at USU (1/21)... Had 15 pts (5 3p), 2 ast in win over SJSU (1/16)... Season-best 18 pts (4 3p) in win vs SJSU (1/14)... Scored 15 pts (5 3p) in win over UNLV (1/7)... Had 13 pts, 4 reb, 3 ast, 2 stl in win over #23 SDSU (1/2)... Had 12 pts, 4 ast, 4 stl in win over NAU (12/14)... Tallied 13 pts, 3 ast in opener vs CSU Pueblo (12/12)... In '19-20, had 21 pts (7-11 3p) in win vs. AF... 12 pts, 2 stl in win at FS (2/4)... Scored 14 pts, 3 reb, 2 ast, 2 stl in win vs. Nev (1/29)... Had 17 pts, 4 stl in win over UNM (1/15)... Season-high 23 pts (6-10 3p) in 46 min in 3ot win at Tulsa (12/21)...</p>
GP-S	mpg	ppg	rpg	apg	spg	fg%	3p%	ft%																						
20-21	15-15	28.7	10.7	2.7	1.8	1.5	0.496	0.421																						
MW	11-11	29.4	10.7	2.6	1.8	1.3	0.453	0.413																						
	<b>4</b> <b>Isaiah Stevens</b> G • 6-0 • 180 • So. Allen, Texas Allen HS	<table border="1"> <thead> <tr> <th>GP-S</th> <th>mpg</th> <th>ppg</th> <th>rpg</th> <th>apg</th> <th>spg</th> <th>fg%</th> <th>3p%</th> <th>ft%</th> </tr> </thead> <tbody> <tr> <td>20-21</td> <td>16-16</td> <td>35.2</td> <td>15.5</td> <td>4.9</td> <td>6.6</td> <td>1.4</td> <td>0.478</td> <td>0.443</td> </tr> <tr> <td>MW</td> <td>12-12</td> <td>35.8</td> <td>15.6</td> <td>5.2</td> <td>7.2</td> <td>1.5</td> <td>0.470</td> <td>0.451</td> </tr> </tbody> </table> <p>Career bests: Pts. - 26, at Tulsa (12/21/19) Reb. - 9, at San Diego State (1/4/21) Ast. - 12, at Tulsa (12/21/19)</p>	GP-S	mpg	ppg	rpg	apg	spg	fg%	3p%	ft%	20-21	16-16	35.2	15.5	4.9	6.6	1.4	0.478	0.443	MW	12-12	35.8	15.6	5.2	7.2	1.5	0.470	0.451	<p>Had 17 pts, 9 reb, 8 ast vs Boise (1/29)... Dbl-dbl of 12 pts, 10 ast in win over Boise St (1/27)... Had 18 pts, 8 reb, 8 ast in win at USU (1/21)... Tallied 16 pts, 5 ast vs. SJSU (1/16)... <b>MW Player of the Week (1/11)</b>... Had 22 pts (career high 6 3p), 6 reb, 8 ast and GW 3p in win over UNLV (1/9)... Scored 25 pts, 6 reb, 4 ast in win vs. UNLV (1/7)... Had 11 pts, 10 ast, 9 reb at SDSU (1/4), the 17th pts-ast-dbl-dbl in CSU history... Tallied 11 pts, 9 ast in 40 min in win over #23 SDSU (1/2)... Game-high 23 pts, 5 reb, 9 ast in win over NAU (12/14)... <b>2020-21 Preseason All-MW...</b> <b>20 MW Fresh of the Yr, 2nd</b></p>
GP-S	mpg	ppg	rpg	apg	spg	fg%	3p%	ft%																						
20-21	16-16	35.2	15.5	4.9	6.6	1.4	0.478	0.443																						
MW	12-12	35.8	15.6	5.2	7.2	1.5	0.470	0.451																						
	<b>5</b> <b>P.J. Byrd</b> G • 6-1 • 175 • Jr. Houston, Texas VCU	<table border="1"> <thead> <tr> <th>GP-S</th> <th>mpg</th> <th>ppg</th> <th>rpg</th> <th>apg</th> <th>spg</th> <th>fg%</th> <th>3p%</th> <th>ft%</th> </tr> </thead> <tbody> <tr> <td>20-21</td> <td>16-0</td> <td>12.3</td> <td>3.0</td> <td>0.6</td> <td>1.1</td> <td>0.3</td> <td>0.448</td> <td>0.389</td> </tr> <tr> <td>MW</td> <td>12-0</td> <td>12.5</td> <td>3.8</td> <td>0.6</td> <td>1.1</td> <td>0.3</td> <td>0.480</td> <td>0.400</td> </tr> </tbody> </table> <p>Career bests: Pts. - 14, vs. Fresno State (12/30/20) Reb. - 3, vs. Doane (12/28/19) Ast. - 6, vs. Doane (12/28/19)</p>	GP-S	mpg	ppg	rpg	apg	spg	fg%	3p%	ft%	20-21	16-0	12.3	3.0	0.6	1.1	0.3	0.448	0.389	MW	12-0	12.5	3.8	0.6	1.1	0.3	0.480	0.400	<p>Career-high 14 pts (8-8 FT) in win over FS (12/30)... Scored 3 pts, 2 reb, 1 ast in win over NAU (12/14)... Played 12 min in opener vs CSU Pueblo (12/12), drawing a pair of charges... In '19-20, had 5 pts, 3 reb, 6 ast and was key in win over Doane (12/28)... In his 1st game at CSU, had 8 pts vs. UVU (12/1)... Played his freshman year at VCU, seeing action in all 33 of the Rams' games as a backup to an all-conf. selection, averaging 1.2 pts, 1.1 asts and 9.2 min a contest... Saw action in a season-high 20 min in a victory at Fordham Jan. 5, scoring 5 pts on 2-of-4 shooting... Also tied his</p>
GP-S	mpg	ppg	rpg	apg	spg	fg%	3p%	ft%																						
20-21	16-0	12.3	3.0	0.6	1.1	0.3	0.448	0.389																						
MW	12-0	12.5	3.8	0.6	1.1	0.3	0.480	0.400																						
	<b>10</b> <b>James Moors</b> F • 6-10 • 239 • R-Fr. Auckland, New Zealand Westlake Boys HS	<table border="1"> <thead> <tr> <th>GP-S</th> <th>mpg</th> <th>ppg</th> <th>rpg</th> <th>apg</th> <th>spg</th> <th>fg%</th> <th>3p%</th> <th>ft%</th> </tr> </thead> <tbody> <tr> <td>20-21</td> <td>16-9</td> <td>19.3</td> <td>6.0</td> <td>3.6</td> <td>1.3</td> <td>0.3</td> <td>0.525</td> <td>0.125</td> </tr> <tr> <td>MW</td> <td>12-9</td> <td>19.8</td> <td>6.4</td> <td>3.5</td> <td>1.5</td> <td>0.3</td> <td>0.548</td> <td>0.167</td> </tr> </tbody> </table> <p>Career bests: Pts. - 14, at San Jose State (1/16/21) Reb. - 7, at Saint Mary's (CA) (12/19/20) Ast. - 3, at Utah State (1/19/21); vs. Boise State (1/27/21)</p>	GP-S	mpg	ppg	rpg	apg	spg	fg%	3p%	ft%	20-21	16-9	19.3	6.0	3.6	1.3	0.3	0.525	0.125	MW	12-9	19.8	6.4	3.5	1.5	0.3	0.548	0.167	<p>Season-highs 14 pts, 6 reb in victory over SJSU (1/16)... 1st CSU start and had 9 pts, 2 reb at SDSU (1/4)... Had 7 pts, career-high 6 reb 2 ast in win vs FS (12/30)... Tallied 12 pts, 4 reb, 1 blk vs. NAU (12/14)... Had 3 pts, 2 reb in college debut vs CSU Pueblo (12/12)... Played his high school basketball for Westlake Boys and also played for New Zealand at the 2019 FIBA U19 World Cup, averaging 10.9 pts, 3.6 rebs and 1.6 asts per game... Scored 14 pts and grabbed 5 rebs in just 17 min in the group phase against the U.S. ... Shot 40 percent from the field, including 52.6 percent from the</p>
GP-S	mpg	ppg	rpg	apg	spg	fg%	3p%	ft%																						
20-21	16-9	19.3	6.0	3.6	1.3	0.3	0.525	0.125																						
MW	12-9	19.8	6.4	3.5	1.5	0.3	0.548	0.167																						
	<b>11</b> <b>Dischon Thomas</b> F • 6-9 • 232 • So. Durham, N.C. Hillcrest Prep (Ariz.)	<table border="1"> <thead> <tr> <th>GP-S</th> <th>mpg</th> <th>ppg</th> <th>rpg</th> <th>apg</th> <th>spg</th> <th>fg%</th> <th>3p%</th> <th>ft%</th> </tr> </thead> <tbody> <tr> <td>20-21</td> <td>16-7</td> <td>13.4</td> <td>5.1</td> <td>3.3</td> <td>0.4</td> <td>0.3</td> <td>0.475</td> <td>0.550</td> </tr> <tr> <td>MW</td> <td>12-3</td> <td>11.8</td> <td>5.3</td> <td>2.5</td> <td>0.5</td> <td>0.2</td> <td>0.524</td> <td>0.600</td> </tr> </tbody> </table> <p>Career bests: Pts. - 18, vs. Utah Valley (12/1/19) Reb. - 7, vs. CSU Pueblo (12/12/20) Ast. - 2, at Loyola Marymount (11/16/19)</p>	GP-S	mpg	ppg	rpg	apg	spg	fg%	3p%	ft%	20-21	16-7	13.4	5.1	3.3	0.4	0.3	0.475	0.550	MW	12-3	11.8	5.3	2.5	0.5	0.2	0.524	0.600	<p>Season-high 15 pts (3 3p), including 11 straight for CSU, in win at USU (1/21)... Had 9 pts, 5 reb in win over SJSU (1/16)... Scored 10 pts, 6 reb, 1 blk in win over UNLV (1/7)... Had 5 pts, career-best 7 reb in win over CSU Pueblo (12/12)... In '19-20 had 9 pts (2 3p), 4 reb at SDSU (2/25)... Posted 13 pts, 2 stl in win vs SJSU (2/22)... Had 9 pts (3-3 fg), 4 reb in win over UNLV (2/1)... Recorded 8 pts, 5 reb, 3 ast in win over UNM (1/15)... Had a breakout with 18 pts, 6 reb in win vs. UVU (1/21)... Avg 15.2 pts, 11.1 rebs, 2.3 blks, 1.6 asts per game for Hillcrest Prep, playing for his father</p>
GP-S	mpg	ppg	rpg	apg	spg	fg%	3p%	ft%																						
20-21	16-7	13.4	5.1	3.3	0.4	0.3	0.475	0.550																						
MW	12-3	11.8	5.3	2.5	0.5	0.2	0.524	0.600																						
	<b>21</b> <b>David Roddy</b> G/F • 6-5 • 250 • So. Minneapolis, Minn. Breck School	<table border="1"> <thead> <tr> <th>GP-S</th> <th>mpg</th> <th>ppg</th> <th>rpg</th> <th>apg</th> <th>spg</th> <th>fg%</th> <th>3p%</th> <th>ft%</th> </tr> </thead> <tbody> <tr> <td>20-21</td> <td>16-15</td> <td>31.0</td> <td>16.0</td> <td>9.3</td> <td>2.7</td> <td>0.9</td> <td>0.509</td> <td>0.346</td> </tr> <tr> <td>MW</td> <td>12-11</td> <td>30.9</td> <td>16.3</td> <td>9.7</td> <td>2.7</td> <td>0.8</td> <td>0.535</td> <td>0.395</td> </tr> </tbody> </table> <p>Career bests: Pts. - 27, vs. Boise State (1/27/21) Reb. - 15, vs. Boise State (12/7/20) Ast. - 6 vs. UNLV (1/9/21)</p>	GP-S	mpg	ppg	rpg	apg	spg	fg%	3p%	ft%	20-21	16-15	31.0	16.0	9.3	2.7	0.9	0.509	0.346	MW	12-11	30.9	16.3	9.7	2.7	0.8	0.535	0.395	<p>Career highs 27 pts, 15 reb in win over Boise St (1/27)... Had 15 pts, 7 reb, 4 ast in win at USU (1/21)... Recorded 13 reb, 9 pts vs SJSU (1/16)... Career-best 14 reb vs SJSU (1/14)... Tallied 18 pts, 5 reb, career-high 6 ast in win over UNLV (1/9)... Had 18 pts, 5 reb, 2 blk in win over UNLV (1/7)... <b>MW Player of the Week (1/5)</b>... 3rd straight dbl-dbl of 15 pts, 12 reb in win over #23 SDSU (1/2)... Dbl-dbl of 17 pts, 11 reb in win over FS (12/30)... Led with 19 pts, career-high tying 13 reb in win over FS (12/28)... Had 16 pts, 8 reb, 4 ast in win at SCU (12/22)... Scored 14 pts, grabbed 8 reb vs NAU (12/14)... Had 3rd career</p>
GP-S	mpg	ppg	rpg	apg	spg	fg%	3p%	ft%																						
20-21	16-15	31.0	16.0	9.3	2.7	0.9	0.509	0.346																						
MW	12-11	30.9	16.3	9.7	2.7	0.8	0.535	0.395																						
	<b>22</b> <b>Nick Bassett</b> G • 6-5 • 193 • So. Colo. Springs, Colo. Nebraska Wesleyan	<table border="1"> <thead> <tr> <th>GP-S</th> <th>mpg</th> <th>ppg</th> <th>rpg</th> <th>apg</th> <th>spg</th> <th>fg%</th> <th>3p%</th> <th>ft%</th> </tr> </thead> <tbody> <tr> <td>20-21</td> <td>3-0</td> <td>1.0</td> <td>1.0</td> <td>0.0</td> <td>0.0</td> <td>0.0</td> <td>1.000</td> <td>1.000</td> </tr> <tr> <td>MW</td> <td>2-0</td> <td>0.5</td> <td>0.0</td> <td>0.0</td> <td>0.0</td> <td>0.0</td> <td>0.000</td> <td>0.000</td> </tr> </tbody> </table> <p>Career bests: Pts. - 3, vs. Northern Arizona (12/14/20) Reb. - Ast. -</p>	GP-S	mpg	ppg	rpg	apg	spg	fg%	3p%	ft%	20-21	3-0	1.0	1.0	0.0	0.0	0.0	1.000	1.000	MW	2-0	0.5	0.0	0.0	0.0	0.0	0.000	0.000	<p>Hit a 3 in his first CSU game vs. NAU (12/14)... Spent the last year at Neb. Wesleyan... Program that went 25-4 overall, 15-1 in conference and advanced to the second round of the NCAA Division III tournament... A 2019 graduate of Cheyenne Mountain who averaged 14 pts, five rebs and four assists his senior year, earning All-Pikes Peak Athletic Conference honorable mention for the 2nd straight season... Served as team captain his sr year while leading the Indians to their third-consecutive berth in the Class 4A State Tour. and advancing to the Great 8... Averaged 12 pts,</p>
GP-S	mpg	ppg	rpg	apg	spg	fg%	3p%	ft%																						
20-21	3-0	1.0	1.0	0.0	0.0	0.0	1.000	1.000																						
MW	2-0	0.5	0.0	0.0	0.0	0.0	0.000	0.000																						
	<b>23</b> <b>Isaiah Rivera</b> G • 6-5 • 209 • Fr. Geneseo, Ill. Geneseo HS	<table border="1"> <thead> <tr> <th>GP-S</th> <th>mpg</th> <th>ppg</th> <th>rpg</th> <th>apg</th> <th>spg</th> <th>fg%</th> <th>3p%</th> <th>ft%</th> </tr> </thead> <tbody> <tr> <td>20-21</td> <td>16-1</td> <td>11.8</td> <td>3.1</td> <td>1.6</td> <td>0.7</td> <td>0.4</td> <td>0.436</td> <td>0.450</td> </tr> <tr> <td>MW</td> <td>12-1</td> <td>10.6</td> <td>2.8</td> <td>1.5</td> <td>0.7</td> <td>0.5</td> <td>0.462</td> <td>0.471</td> </tr> </tbody> </table> <p>Career bests: Pts. - 11, vs. Fresno State (12/30/20) Reb. - 6, vs. Fresno State (12/30/20) Ast. - 3, vs. Fresno State (12/30/20)</p>	GP-S	mpg	ppg	rpg	apg	spg	fg%	3p%	ft%	20-21	16-1	11.8	3.1	1.6	0.7	0.4	0.436	0.450	MW	12-1	10.6	2.8	1.5	0.7	0.5	0.462	0.471	<p>1st college start at SDSU (1/4)... Season highs of 11 pts, 6 reb, 3 ast, 24 min in win over FS (12/30)... Had 6 pts vs. NAU (12/14)... Had 5 pts, 1 reb in first college gm vs. CSU Pueblo (12/12)... Top 100 ESPN SF (ranked #45 nationally) and No. 7 overall in his class in Illinois in 2020... Three-star athlete and No. 4 player in the state... Named <i>Quad City Times</i> Ill. Player of the Year along with <i>Associated Press</i> and Ill. Basketball Coaches Association (IBCA) First Team Class 3A All-State his senior year... Named to the lowa-Illinois Senior All-Star Game and the North squad in IBCA Class 3A-4A All-</p>
GP-S	mpg	ppg	rpg	apg	spg	fg%	3p%	ft%																						
20-21	16-1	11.8	3.1	1.6	0.7	0.4	0.436	0.450																						
MW	12-1	10.6	2.8	1.5	0.7	0.5	0.462	0.471																						
	<b>31</b> <b>Adam Thistlewood</b> F • 6-6 • 212 • Jr. Golden, Colo. Golden HS	<table border="1"> <thead> <tr> <th>GP-S</th> <th>mpg</th> <th>ppg</th> <th>rpg</th> <th>apg</th> <th>spg</th> <th>fg%</th> <th>3p%</th> <th>ft%</th> </tr> </thead> <tbody> <tr> <td>20-21</td> <td>16-16</td> <td>29.5</td> <td>9.9</td> <td>3.1</td> <td>0.5</td> <td>0.6</td> <td>0.441</td> <td>0.370</td> </tr> <tr> <td>MW</td> <td>12-12</td> <td>30.4</td> <td>10.3</td> <td>2.9</td> <td>0.3</td> <td>0.7</td> <td>0.469</td> <td>0.379</td> </tr> </tbody> </table> <p>Career bests: Pts. - 24, vs. Nevada (1/29/20); vs. Boise State (1/29/21) Reb. - 10, vs. Wyoming (3/4/20) Ast. - 3, four times</p>	GP-S	mpg	ppg	rpg	apg	spg	fg%	3p%	ft%	20-21	16-16	29.5	9.9	3.1	0.5	0.6	0.441	0.370	MW	12-12	30.4	10.3	2.9	0.3	0.7	0.469	0.379	<p>Tied career high with 24 pts (5 3p) vs Boise St (1/29)... Had 14 pts at USU (1/19)... Scored 16 pts in win over SJSU (1/16)... Had 15 pts (4 3p) in win over #23 SDSU (1/2)... Recorded 10 pts, 8 reb in win at SCU (12/22)... Had 16 pts, 2 reb vs CSU Pueblo (12/12)... In '19-20, career-best 10 reb vs. WYO (3/4)... Tallied 16 pts (4 3p), 4 reb in win over SJSU (2/22)... Career-high 24 pts (22 in 2nd half) in win vs. Nev (1/29)... Scored 15 pts in win over Fresno State (1/22)... Had 16 pts (4 3p) in win over UNM (1/15)... Missed 3 gm with lower extremity injury... Hit GW with 16.9 in play over S. Dak. St.</p>
GP-S	mpg	ppg	rpg	apg	spg	fg%	3p%	ft%																						
20-21	16-16	29.5	9.9	3.1	0.5	0.6	0.441	0.370																						
MW	12-12	30.4	10.3	2.9	0.3	0.7	0.469	0.379																						
	<b>35</b> <b>Jacob Jennissen</b> C • 6-11 • 232 • Fr. Sauk Centre, Minn. Sauk Centre HS	<table border="1"> <thead> <tr> <th>GP-S</th> <th>mpg</th> <th>ppg</th> <th>rpg</th> <th>apg</th> <th>spg</th> <th>fg%</th> <th>3p%</th> <th>ft%</th> </tr> </thead> <tbody> <tr> <td>20-21</td> <td></td> <td></td> <td></td> <td></td> <td></td> <td></td> <td></td> <td></td> </tr> <tr> <td>MW</td> <td></td> <td></td> <td></td> <td></td> <td></td> <td></td> <td></td> <td></td> </tr> </tbody> </table> <p>Career bests: Pts. - Reb. - Ast. -</p>	GP-S	mpg	ppg	rpg	apg	spg	fg%	3p%	ft%	20-21									MW									<p>Was a top-10 center in the state of Minnesota (PrepHoops.com) Named 2019-20 Class AA Preseason First Team All-State by PrepHoops.com... Suffered a knee injury early in his senior season in 2019-20... As a junior averaged 15 pts and 9.7 rebs per game on 60 percent shooting from the floor and 70 percent from the free throw line... Also played baseball in high school as a first baseman... Played his AAU basketball for the Minnesota Matrix... Second player obtained from Coach Medved's home state of Minnesota after current soph. David Roddy,</p>
GP-S	mpg	ppg	rpg	apg	spg	fg%	3p%	ft%																						
20-21																														
MW																														