

7284

HISTORY

6800 36 6400 6356

Including all games from 1965-present as computerized records are continuing to be compiled (previously documented included as well)

The NCAA introduced the 45-second shot for the 1985-86 season. It was reduced to 35 seconds in the 1993-94 season, and 30 seconds in the 2015-16 season.

THREE-POINT FIELD GOALS

1985-86 distance 17 feet, 9 inches

1986-87 through 2007-08 distance 19 feet, 9 inches

2008-09 to 2018-19 distance 20 feet, 9 inches

2019-20 to present distance 22 feet, 1.75 inches

CSU SINGLE-GAME INDIVIDUAL RECORDS

Scoring

1.	48	Bill Green	Denver	2/9/63
2.	44	Bill Green	Regis	2/15/63
3.	43	Marcus Walker	vs Tennessee State	11/17/07
4.	42	Barry Young	at Pacific	12/23/77
5.	38	Bill Green	Montana State	2/1/63
	38	Gary Rhoades	Arizona State	3/3/73
7.	37	Bill Green	vs Holy Cross	3/17/62
	37	Gian Clavell	at San Diego State	1/28/17
	37	George Price	BYU	2/20/71
	37	Barry Young	at UCLA	12/22/79
11.	36	David Evans	vs BYU	3/7/96
	36	Dorian Green	at Northern Colo.	12/22/11
13.	35	Gian Clavell	vs UTEP	11/28/15
	35	Alan Cunningham	at Arizona	2/24/77
	35	Antwan Scott	Utah State	1/16/16
	35	Lonnie Wright	Utah State	2/25/66
17.	34	Mike Mitchell	vs North Carolina	12/29/89
	34	Mike Mitchell	UTEP	2/10/90
	34	Sean Morris	Colorado	11/21/05
	34	Cliff Shegogg	Pacific	12/6/68
	34	Rich Strong	Wis.-Green Bay	11/25/85
	34	Lonnie Wright	at Air Force	3/5/66
	34	Barry Young	DePauw	1/4/78

Field Goals Made

1.	18	George Price	BYU	2/20/71
	18	Barry Young	at Pacific	12/23/77
3.	17	Alan Cunningham	at Arizona	2/24/77
4.	16	Alan Cunningham	Arizona	2/25/78
	16	Cliff Shegogg	Pacific	12/6/68
	16	Lonnie Wright	at Air Force	3/5/66
7.	15	George Price	at Utah State	2/28/72
	15	Marcus Walker	vs Tennessee State	11/17/07
	15	Lonnie Wright	Utah State	2/25/66
10.	14	J.J. Avila	Lamar	12/28/13
	14	Gian Clavell	at San Diego State	1/28/17
	14	Eddie Hughes	at San Diego State	2/8/79
	14	Barry Young	DePauw	1/4/78
	14	Barry Young	New Mexico	2/4/78
15.	13	J.J. Avila	at Utah State	3/7/15
	13	Gian Clavell	vs Nevada	3/11/17
	13	Alan Cunningham	at Arizona	1/27/78
	13	Alan Cunningham	at Utah	1/15/77
	13	David Evans	San Diego State	2/29/96
	13	David Evans	vs BYU	3/7/96
	13	Brian Greene	at UNLV	1/21/02
	13	Brian Greene	at Utah	2/2/02
	13	Eddie Hughes	at Northwestern	12/1/80
	13	Mike Mitchell	UTEP	2/10/90
	13	George Price	TCU	12/21/71
	13	George Price	Arizona	2/19/72
	13	Gary Rhoades	at Denver	11/29/72
	13	Bob Rule	at Idaho State	1/20/67
	13	Cliff Shegogg	New Mexico	1/10/70
	13	Marcus Walker	Oklahoma Panhandle	1/8/08
	13	Mark Williams	at BYU	1/5/73
	13	Lonnie Wright	Arizona State	12/11/65

Field Goals Attempted

1.	33	George Price	BYU	2/20/71
2.	32	George Price	at Utah State	2/28/72
3.	29	Paul Ball	Arizona State	2/18/72
	29	Gian Clavell	vs Nevada	3/11/17
	29	George Price	Arizona	2/19/72
	29	Cliff Shegogg	Pacific	12/6/68
7.	28	George Price	Utah	1/29/72
	28	George Price	at BYU	2/16/72
	28	Lonnie Wright	Utah State	2/25/66
10.	27	Mike Childress	Arizona	1/7/71
	27	Alan Cunningham	at Utah	1/15/77
	27	Rick Fisher	Arizona State	1/9/71
	27	Marcus Walker	at Wyoming	1/26/08
14.	26	Mike Childress	at BYU	1/15/71
	26	Alan Cunningham	Arizona	2/25/78
	26	Marcus Walker	New Mexico	2/28/09
17.	25	Alan Cunningham	at Arizona	1/27/78
	25	Alan Cunningham	Arizona	1/29/77
	25	Alan Cunningham	at Arizona	2/24/77
	25	Floyd Kerr	at Denver	1/30/68
	25	Danny Phillips	at BYU	3/2/74
	25	Cliff Shegogg	Arizona	2/28/70
	25	Mark Williams	at BYU	1/5/73
	25	Lonnie Wright	at Air Force	3/5/66

Field-Goal Percentage (min. of 8 attempts)

1.	1.000 (12-12)	Colton Iverson	at Wyoming	3/6/13
	1.000 (9-9)	Mike Gray	Wyoming	2/22/85
	1.000 (9-9)	Larry Paige	UTEP	3/3/77
	1.000 (8-8)	Jim Allen	UC San Diego	12/17/76
	1.000 (8-8)	Matt Nelson	San Diego State	3/3/03
	1.000 (8-8)	Chuckie White	at Cal St. Fullerton	12/29/90
7.	.917 (11-12)	Michael Harrison	vs Western Mich.	12/20/05
	.917 (11-12)	Bobby Sellers	Utah	2/10/96
9.	.909 (10-11)	Mike Mitchell	vs Eastern Kent.	12/1/89
10.	.900 (9-10)	Stuart Creason	at North Dakota St.	12/15/07
	.900 (9-10)	Stuart Creason	vs Alabama State	12/29/06
	.900 (9-10)	Matt Nelson	at Air Force	1/8/05
	.900 (9-10)	Matt Nelson	at San Diego St.	2/1/03
	.900 (9-10)	Tom Nowicki	Loyola Chicago	1/6/68
	.900 (9-10)	Aki Palmer	at Michigan	1/2/00
	.900 (9-10)	Bob Rule	at Utah	2/2/67
	.900 (9-10)	Jason Smith	at Denver	11/29/06
18.	.889 (8-9)	Andy Birley	Gardner-Webb	12/7/02
	.889 (8-9)	Che Bob	Ark.-Fort Smith	12/6/16
	.889 (8-9)	Ron Bouldin	at Arizona State	1/31/76
	.889 (8-9)	Tiel Daniels	Abilene Christian	11/24/15
	.889 (8-9)	Michael Harrison	vs Iowa State	12/23/058-9
	.889 (8-9)	Ray Lego	SIU-Edwardsville	3/3/838-9
	.889 (8-9)	A. Masinton-Bonner	Colorado Christian	11/7/18
	.889 (8-9)	Matt Nelson	Denver	12/11/02
	.889 (8-9)	Andy Ogide	at UNLV	1/19/11
	.889 (8-9)	Andy Ogide	at TCU	2/27/10
	.889 (8-9)	Dale Schlueter	at Denver	12/3/65
	.889 (8-9)	Dale Schlueter	Wyoming	2/11/67
	.889 (8-9)	John Sivesind	Utah	1/22/01
	.889 (8-9)	Chuckie White	at Air Force	3/2/91
	.889 (8-9)	Matt Williams	San Diego State	1/24/04

Three-Pointers Made

1.	9	Sean Morris	at UNLV	1/22/05
	9	Sean Morris	Colorado	11/21/05
	9	Aki Palmer	at Michigan	1/2/00
4.	8	David Evans	at East Carolina	12/20/95
	8	Dorian Green	at Northern Colo.	12/22/11
	8	Jameel Mahmud	vs SMU	3/4/97
	8	Antwan Scott	Utah State	1/16/16
8.	7	Andy Birley	Gardner-Webb	12/7/02
	7	Bryan Christiansen	Hawaii	2/15/97
	7	Cory Lewis	Kansas State	12/2/06
	7	Kendle Moore	Air Force	2/29/20
	7	Adam Nigon	Wyoming	1/4/11
	7	Prentiss Nixon	at Nevada	2/25/18
	7	John Sivesind	at Michigan	1/2/00
	7	John Sivesind	at Colorado	12/23/00
	7	John Sivesind	South Alabama	12/30/98
	7	David Turcotte	at Wyoming	1/6/87
	7	David Turcotte	vs Drexel	12/29/86
	7	Willie Walker	Simon Fraser	11/26/94
20.	6	35 times		

Three-Pointers Attempted

1.	16	Sean Morris	Colorado	11/21/05
	16	Prentiss Nixon	at Nevada	2/25/18
3.	15	Gian Clavell	San Diego State	2/25/17
4.	14	Bryan Christiansen	Hawaii	2/15/97
	14	Sean Morris	at UNLV	1/22/05
6.	13	Bryan Christiansen	at San Jose State	2/20/97
	13	Gian Clavell	vs UTEP	11/28/15
	13	David Evans	at East Carolina	12/20/95
	13	David Evans	New Mexico	2/16/95
	13	Mark Meredith	UTEP	2/9/91
	13	Adam Nigon	New Mexico	2/23/10
	13	John Sivesind	South Alabama	12/30/98
	13	John Sivesind	at Wyoming	2/10/01
14.	12	Bryan Christiansen	UNLV	3/1/97
	12	Gian Clavell	Utah State	2/7/17
	12	Gian Clavell	vs Nevada	3/11/17
	12	David Evans	at BYU	1/20/96
	12	David Evans	Fresno State	1/25/96
	12	Stephan Gilling	vs Western Mich.	12/20/05
	12	Marcus Walker	at Northern Colo.	12/1/07
	12	Willie Walker	Simon Fraser	11/26/94

Three-Point Percentage (Min. 4 Made)

1.	1.000 (6-6)	Jameel Mahmud	Northern Colorado	11/20/97
2.	1.000 (5-5)	Isaiah Stevens	UNLV	2/1/20
	1.000 (5-5)	John Sivesind	Utah	1/22/01
	1.000 (5-5)	Aki Palmer	at New Mexico	3/2/00
	1.000 (5-5)	Bobby Sellers	Utah	2/10/96
6.	1.000 (4-4)	Kendle Moore	New Mexico	1/15/20
	1.000 (4-4)	Emmanuel Omogbo	at San Diego State	1/28/17
	1.000 (4-4)	Prentiss Nixon	USC Upstate	12/21/15
	1.000 (4-4)	Fred Richardson III	Nevada	1/14/15
	1.000 (4-4)	John Gillon	Boise State	12/31/14
	1.000 (4-4)	Daniel Bejarano	Mercer	11/23/14
	1.000 (4-4)	Joe De Ciman	Wyoming	2/22/14
	1.000 (4-4)	Andre McFarland	Minnesota	11/22/08
	1.000 (4-4)	Stephan Gilling	IUPUI	12/3/05
	1.000 (4-4)	Micheal Morris	Nebraska-Omaha	11/24/04
	1.000 (4-4)	Aki Palmer	Alabama-Huntsville	1/2/01
	1.000 (4-4)	Delmonte Madison	Boise State	12/3/94
	1.000 (4-4)	Mark Meredith	New Mexico	2/7/91
	1.000 (4-4)	Joel Tribelhorn	Utah	1/19/89
	1.000 (4-4)	Joel Tribelhorn	at Air Force	1/16/89

Free Throws Made

1.	18	Lonnie Wright	Wyoming	2/6/65
	18	Bill Green	Denver	2/9/63
3.	16	Gary Rhoades	TCU	12/21/71
	16	Gary Rhoades	Arizona State	3/3/73
5.	15	Pat Durham	vs Hawai'i	3/10/89

6.	14	Aaron Atkinson	Utah	2/15/92
	14	Matt Nelson	San Diego State	3/3/03
	14	Gary Rhoades	at BYU	2/16/72
	14	Rich Strong	Wisconsin-Green Bay	11/25/85
10.	13	Ronnie Clark	Wyoming	2/9/02
	13	Pat Durham	New Mexico	1/12/89
	13	Pat Durham	Oral Roberts	12/17/88
	13	Travis Franklin	vs Ole Miss	12/23/10
	13	John Gillon	Abilene Christian	11/24/15
	13	Floyd Kerr	Loyola Chicago	1/6/68
	13	Braden Koelliker	New Mexico State	11/13/16
	13	Matt Nelson	at Stetson	12/20/03
	13	Matt Nelson	vs Utah	3/7/02
	13	Jon Octeus	at Gonzaga	11/11/13
	13	Jason Smith	Wyoming	2/24/07
	13	Barry Young	at UCLA	12/22/79

Free Throws Attempted

1.	21	Gary Rhoades	TCU	12/21/71
2.	20	Pat Durham	vs Hawai'i	3/10/89
	20	Barry Young	at Arizona State	1/28/78
4.	19	Travis Franklin	Wyoming	2/6/10
	19	Floyd Kerr	Loyola Chicago	1/6/68
	19	Matt Nelson	San Diego State	3/3/03
	19	Gary Rhoades	Arizona State	3/3/73
8.	18	Gary Rhoades	at BYU	2/16/72
9.	17	Aaron Atkinson	Utah	2/15/92
	17	Ronnie Clark	Wyoming	2/9/02
	17	Pat Durham	New Mexico	1/12/89
	17	Pat Durham	at Air Force	1/16/89
	17	Jason Smith	Northern Colorado	12/6/06
	17	Jason Smith	Wyoming	2/24/07
15.	16	Pat Durham	Oral Roberts	12/17/88
	16	David Fisher	Texas-Pan American	1/4/01
	16	Matt Nelson	BYU	3/2/02
	16	Matt Nelson	vs Utah	3/7/02
	16	Jon Octeus	at Gonzaga	11/11/13
	16	Jason Smith	vs Baylor	11/14/06
	16	Barry Young	at Hawai'i	1/5/80

Free-Throw Percentage (Min. 10 Made)

1.	1.000 (13-13)	Matt Nelson	at Stetson	12/20/03
2.	1.000 (12-12)	Alan Cunningham	vs Oregon	12/28/77
	1.000 (12-12)	Brian Greene	Air Force	1/26/02
	1.000 (12-12)	Jon Octeus	at Nevada	1/29/14
	1.000 (12-12)	Jason Smith	at New Mexico	1/7/06
6.	1.000 (11-11)	Fred Anzures	New Mexico	3/5/77
	1.000 (11-11)	Pat Durham	vs Utah	3/10/88
	1.000 (11-11)	Eddie Hughes	Utah	2/23/80
	1.000 (11-11)	Jameel Mahmud	Eastern Washington	12/6/97
	1.000 (11-11)	Bobby Sellers	San Diego State	1/4/95
	1.000 (11-11)	Cliff Shegogg	Utah	2/7/70
12.	1.000 (10-10)	J.J. Avila	Northern Colo.	11/22/13
	1.000 (10-10)	Alton Brandon	Idaho State	12/27/7810-10
	1.000 (10-10)	Stuart Creason	BYU	2/13/0810-10
	1.000 (10-10)	Wes Eikmeier	Denver	1/11/12
	1.000 (10-10)	Wes Eikmeier	Montana	11/11/11
	1.000 (10-10)	John Ellis	at Utah	1/18/80
	1.000 (10-10)	John Gillon	vs Fresno State	3/11/16
	1.000 (10-10)	John Gillon	Air Force	3/5/16
	1.000 (10-10)	Dorian Green	at Fresno State	1/26/13
	1.000 (10-10)	Brian Greene	vs BYU	3/14/03
	1.000 (10-10)	Brian Greene	at South Carolina	12/1/01
	1.000 (10-10)	Matt Nelson	at Colorado	12/18/04
	1.000 (10-10)	Matt Nelson	vs UNLV	3/12/04
	1.000 (10-10)	Prentiss Nixon	Texas State	12/17/17
	1.000 (10-10)	Barry Sabas	at BYU	3/5/76
	1.000 (10-10)	Josh Simmons	New Mexico	3/8/08
	1.000 (10-10)	David Turcotte	at TCU	11/30/85
	1.000 (10-10)	Marcus Walker	TCU	1/19/08
	1.000 (10-10)	Ryan Yoder	Creighton	12/7/92

Rebounding

1.	26	Mike Childress	Rice	12/10/70
	26	Mike Childress	San Jose State	12/22/69
3.	24	Mike Childress	Utah State	1/22/70
	24	Mike Childress	Montana	12/4/69
	24	Mike Childress	Arizona	2/28/70
6.	23	Mike Childress	at Wyoming	2/6/71
7.	22	Nico Carvacho	at Long Beach State	12/22/18
	22	Mike Childress	Denver	12/13/69
	22	Ronnie Clark	Wyoming	2/9/02
	22	Jason Smith	Wyoming	2/24/07
11.	21	Mike Childress	New Mexico	1/10/70
	21	Mike Childress	Arizona	1/7/71
	21	Alan Cunningham	Stanford	12/29/76
14.	20	Nico Carvacho	at UNLV	1/2/19
	20	Nico Carvacho	Winthrop	11/14/17
	20	Nico Carvacho	San José State	2/10/18
	20	Nico Carvacho	UNLV	3/9/19
	20	Mike Childress	Wyoming	1/15/70
	20	Mike Childress	at Air Force	1/3/70
	20	Mike Childress	at Missouri	12/17/69
	20	Mike Childress	at Air Force	12/5/70
	20	Pat Durham	New Mexico	2/21/87
	20	Tom Hopman	Montana State	1/28/66
	20	Emmanuel Omogbo	vs UTEP	11/28/15
	20	Gary Rhoades	Utah State	12/30/71
	20	Sonny Bustion	vs Oklahoma City	3/8/65

Assists

1.	12	Rudy Carey	Wis.-Milwaukee	2/11/74
	12	Isaiah Stevens	vs Tulsa	12/21/19
	12	Ryan Yoder	Fort Lewis	12/30/93
4.	11	Fred Anzures	Portland State	1/8/77
	11	Fred Anzures	New Mexico	3/5/77
	11	Alton Brandon	BYU	1/25/79
	11	John Gillon	Nevada	1/14/15
	11	Micheal Morris	San Diego State	2/19/05
	11	Milt Palacio	at Texas A&M	12/10/97
	11	Milt Palacio	at Cleveland State	12/30/96
	11	Bobby Sellers	at Utah	1/18/96
	11	Bobby Sellers	Fresno State	2/4/95
	11	Ryan Yoder	at Hawaii	1/10/94
	11	Ryan Yoder	New Mexico	1/20/94
	11	Ryan Yoder	Hawaii	1/7/93
	11	Ryan Yoder	East Carolina	12/22/92
	11	Ryan Yoder	Rice	12/30/92
	11	Ryan Yoder	Colorado	12/6/93
	11	Ryan Yoder	at Fresno State	3/3/94
20.	10	15 times - most recent:		
	10	Cory Lewis	Wyoming	2/24/07

Steals

1.	8	Milt Palacio	Nevada	1/2/99
2.	7	Damon Crawford	Southeast Missouri	12/21/93
	7	David Evans	vs BYU	3/7/96
	7	Eddie Hughes	San Diego State	1/23/82
	7	Milt Palacio	at South Alabama	12/9/98
6.	6	Gian Clavell	vs San Diego State	3/10/17
	6	Damon Crawford	at Utah	1/27/94
	6	Damon Crawford	San Diego State	2/24/94
	6	David Evans	at Utah	2/11/95
	6	Pierce Hornung	Chadron State	11/15/12
	6	Delmonte Madison	San Diego State	2/29/96
	6	Mark Meredith	Air Force	2/2/91
	6	Andre McKanstry	Air Force	2/27/99
	6	Milt Palacio	Wyoming	1/23/99
	6	Bobby Sellers	at Rice	12/18/93
	6	Tyler Smith	Boise State	11/20/06
	6	Tyler Smith	TCU	2/13/07
18.	5	35 times		
		most recent -		
		Isaiah Stevens	vs Tulsa	12/21/19

Blocks


1.	9	John Ford	vs Florida A&M	12/21/99
2.	8	Joe Vogel	at Utah	1/27/94
3.	7	Stuart Creason	at Wyoming	1/24/07
	7	Jason Smith	at Northern Colo.	11/18/05
	7	Joe Vogel	at BYU	1/20/96
	7	Joe Vogel	Utah State	12/3/93
7.	6	Ryan Chilton	Utah State	1/3/98
	6	Ryan Chilton	Air Force	1/31/98
	6	Ryan Chilton	at Texas A&M	12/10/97
	6	Ryan Chilton	at Utah State	12/14/96
	6	Stuart Creason	at TCU	1/17/07
	6	Michael Harrison	vs San Diego State	3/9/06
	6	Joe Vogel	San Diego State	2/29/96
14.	5	29 times - most recent:		
	5	Stanton Kidd	vs San Diego State	3/13/15

Turnovers

1.	11	Milt Palacio	at San Diego State	1/18/97
2.	9	Micheal Morris	at Drake	11/29/03
	9	Milt Palacio	at Rice	1/9/99
	9	Fred Anzures	at UTEP	2/13/76
	9	Lorenzo Cash	vs Denver	12/6/75
	9	Fred Anzures	vs Denver	12/6/75
	9	Rudy Carey	at Arizona State	2/9/74
8.	8	17 times - most recent:		
		Travis Franklin	vs San Diego State	1/30/10

Minutes

1.	55	David Turcotte	at Air Force	2/5/88
	55	Barry Bailey	vs Wyoming	2/14/87
3.	54	Pat Durham	at Air Force	2/5/88
4.	52	Eric Frieauf	at Air Force	2/5/88
	52	Anthony Lee	vs Wyoming	2/14/87
6.	51	Pat Durham	vs Wyoming	2/14/87
	51	David Turcotte	vs Wyoming	2/14/87
8.	50	A. Masinton-Bonner	vs Wyoming	1/31/18
	50	Gian Clavell	vs Abilene Christian	11/24/15
	50	Dorian Green	vs San Francisco	11/29/09
11.	49	Todd Benn	vs Nebraska	1/12/85
12.	48	Wes Eikmeier	vs TCU	1/14/12
	48	Willis Gardner	vs New Mexico	2/28/09
	48	Jason Smith	vs Baylor	11/14/06
	48	Bobby Sellers	at Utah	11/18/96
16.	47	Isaiah Stevens	vs Tulsa	12/21/19
	47	Nico Carvacho	vs Tulsa	12/21/19
	47	Deion James	vs Wyoming	1/31/18
	47	Andre McFarland	vs New Mexico	2/28/09
20.	46	Kendle Moore	vs Tulsa	12/21/19
	46	Trent Shippen	at Air Force	2/5/88



Ryan Yoder

CSU SINGLE GAME TEAM RECORDS

Points

1.	119	Fort Lewis	12/28/92
2.	117	West Texas State	12/12/70
3.	113	Fort Lewis	12/20/91
4.	111	vs Tulsa	12/21/19
5.	109	New Mexico State	1/24/66
	109	Air Force	12/11/71
	109	TCU	12/21/71
	109	Southwest Oklahoma St.	12/8/13
9.	108	Northern Colorado	11/20/97
	108	Abilene Christian	11/24/15
11.	106	Fort Lewis	12/30/93
	106	Colo.-Colorado Springs	12/28/05
13.	105	New Mexico	1/15/20
14.	104	Cal State Northridge	11/24/90
	104	Southeast Missouri	12/21/93
16.	103	Arizona	1/2/60
17.	102	Portland	12/28/53
	102	Oral Roberts	12/17/88
	102	West Texas A&M	11/27/93
	102	San Diego State	3/3/2003

Field Goals Made

1.	46	Air Force	12/11/71
2.	45	New Mexico State	1/24/66
3.	44	Cal State Hayward	12/2/75
4.	43	Southwestern (Texas)	12/20/74
	43	TCU	12/21/71
	43	Ball State	12/29/73
7.	42	West Texas State	12/12/70
	42	San Jose State	12/22/69
	42	Boise State	12/28/74
	42	Texas-Arlington	12/30/83
	42	Utah	2/19/71
12.	41	Montana State	12/1/66
13.	40	DePauw	1/4/78
	40	New Mexico	1/7/72
	40	Simon Fraser	11/19/92
	40	UC San Diego	12/17/76
	40	West Texas State	12/17/77
	40	Idaho	12/2/66
	40	Cal State Northridge	12/3/74
	40	BYU	2/20/71
	40	at Arizona	2/24/77
	40	Arizona	2/25/78
	40	Arizona State	2/27/76
	40	BYU	2/5/70

Field Goals Attempted

1.	99	Cal State Fullerton	12/3/70
2.	95	West Texas State	12/12/70
3.	92	New Mexico State	1/24/66
4.	91	at BYU	1/5/73
	91	Air Force	12/11/71
	91	Montana	12/4/69
7.	90	BYU	1/27/72
	90	vs UTEP	11/28/15
	90	Cal Poly	12/2/72
10.	89	Cal State Fullerton	12/3/71
11.	88	BYU	2/20/71
12.	87	Arizona State	2/26/70
	87	at Arizona	2/3/73
14.	86	Idaho State	12/8/67
	86	BYU	2/21/80
16.	85	Arizona	1/7/71
	85	Chapman	12/6/74
18.	84	Stanford	12/29/76
	84	at BYU	2/16/72
	84	Arizona	2/19/72

Field Goal Percentage (20 Made)

1.	.711 (27-38)	at Denver	12/15/01
2.	.692 (36-52)	Southern Oregon	11/18/00
3.	.686 (24-35)	Wisconsin-Green Bay	11/25/85
	.686 (35-51)	DePauw	12/17/66
5.	.684 (39-57)	Denver	12/18/76
6.	.679 (38-56)	Air Force	1/27/96
	.679 (38-56)	Northern Colorado	11/20/97
8.	.674 (31-46)	at BYU	3/4/89
9.	.667 (32-48)	Cal State Fullerton	12/18/89
10.	.661 (37-56)	UC Colorado Springs	12/28/05
11.	.655 (38-58)	Denver	12/6/75
12.	.654 (34-52)	vs Cleveland State	11/30/90
13.	.653 (32-49)	vs Tennessee State	11/17/07
	.653 (32-49)	West Texas A&M	12/29/95
15.	.645 (20-31)	Wyoming	2/4/89
16.	.643 (27-42)	at Hawai'i	3/2/84
17.	.642 (34-53)	at Texas-Arlington	12/19/84
18.	.641 (25-39)	at New Mexico	1/29/82
	.641 (25-39)	Air Force	2/26/01
20.	.640 (32-50)	Utah	1/14/06
	.640 (32-50)	vs Yale	11/30/00

Three-Point Field Goals Made

1.	19	New Mexico	1/15/20
2.	17	at Michigan	1/2/00
3.	16	Colorado Christian	11/7/18
	16	at San Jose State	2/20/19
5.	15	Utah State	1/16/16
	15	Hawaii	2/15/97
	15	vs SMU	3/4/97
8.	14	San Diego State	1/29/08
	14	Wyoming	1/4/11
	14	Air Force	1/7/17
	14	vs UC Davis	11/13/09
	14	vs Tulsa	12/21/19
	14	UC Colorado Springs	12/28/05
	14	Arkansas-Fort Smith	12/9/15
15.	13	Nevada	1/14/15
	13	Colorado	11/21/05
	13	vs Yale	11/30/00
	13	at Northern Colorado	12/22/11
	13	Charleston Southern	12/22/14
	13	Utah	2/10/96
	13	Wyoming	2/23/19
	13	at Nevada	2/25/18
	13	Air Force	2/29/20
	13	Utah State	2/7/17
	13	vs Boise State	3/10/16
	13	Air Force	3/5/16

Three-Point Field Goals Attempted

1.	41	vs UTEP	11/28/15
2.	37	vs Tulsa	12/21/19
3.	36	Utah State	1/16/16
	36	vs South Dakota St.	11/21/18
5.	33	San José State	2/10/18
	33	at San Jose State	2/20/19
	33	vs Nevada	3/11/17
8.	32	Air Force	1/7/17
	32	Oakland	11/22/15
	32	Long Beach State	12/3/15
	32	at Nevada	2/25/18
	32	at Utah	3/4/08
13.	31	Colorado Christian	11/7/18
	31	Arkansas-Fort Smith	12/9/15
	31	Boise State	2/10/16
	31	at Utah State	2/17/16
	31	Wyoming	2/20/16
	31	New Mexico	2/23/16
	31	at Nevada	2/28/16
	31	Air Force	2/29/20
	31	vs Fresno State	3/11/16

GENERAL

THE RAMS

2019-20 REVIEW

HISTORY

UNIVERSITY

OPPONENTS

Three-Point FG Percentage (min. 10 attempts)

1.	.733 (11-15)	Northern Colorado	11/20/97
2.	.714 (10-14)	at Wyoming	2/26/91
3.	.706 (12-17)	Oklahoma City	1/28/91
4.	.688 (11-16)	at San Diego State	1/8/94
5.	.679 (19-28)	New Mexico	1/15/20
6.	.667 (12-18)	Colorado	12/22/07
	.667 (10-15)	Wyoming	2/6/10
	.667 (10-15)	vs UTEP	3/11/89
9.	.652 (15-23)	vs SMU	3/4/97
10.	.650 (13-20)	Utah	2/10/96
11.	.647 (11-17)	UNLV	2/1/20
12.	.630 (17-27)	at Michigan	1/2/00
13.	.625 (10-16)	San Diego State	2/2/89
14.	.609 (14-23)	UC Colorado Springs	12/28/05
15.	.600 (12-20)	Hawaii	1/2/95
	.600 (12-20)	Western State	12/29/07
17.	.591 (13-22)	vs Yale	11/30/00
18.	.588 (10-17)	vs Portland	11/27/15
	.588 (10-17)	Northwestern State (La.)	12/7/89
	.588 (10-17)	vs BYU	3/7/96

Free Throws Made

1.	43	Manhattan	11/22/11
2.	39	Oral Roberts	12/17/88
3.	37	San Diego State	1/24/04
	37	at West Texas State	1/8/68
5.	34	UNLV	1/26/04
	34	West Texas A&M	11/27/93
	34	TCU	2/22/06
8.	33	BYU	1/19/95
	33	Prairie View A&M	11/25/13
	33	West Texas State	12/12/70
	33	Fort Lewis	12/30/93
12.	32	Utah State	1/22/70
	32	IPFW	11/16/02
	32	Florida Atlantic	11/18/02
	32	Loyola Marymount	11/19/15
	32	San Francisco	11/29/09
	32	Washington State	12/14/02
	32	vs Vermont	12/29/08
	32	Denver	12/5/09
	32	UTEP	2/18/95

Free Throws Attempted

1.	56	UNLV	1/26/04
2.	54	Manhattan	11/22/11
3.	53	San Diego State	1/24/04
4.	49	Oral Roberts	12/17/88
5.	47	Washington State	12/14/02
6.	46	Loyola Chicago	1/6/68
7.	45	at Arizona State	1/28/78
8.	44	BYU	1/19/95
	44	at West Texas State	1/8/68
	44	Prairie View A&M	11/25/13
	44	Fort Lewis	12/28/92
	44	Fort Lewis	12/30/93
13.	43	Florida Atlantic	11/18/02
	43	Drake	12/10/92
	43	New Mexico	2/16/95
	43	Utah	3/6/10
17.	42	at Air Force	1/28/99
	42	Loyola Marymount	11/19/15
	42	West Texas A&M	11/27/93
	42	Auburn	11/28/05
	42	West Texas State	12/12/70
	42	vs Vermont	12/29/08
	42	Denver	12/5/09
	42	Wyoming	2/14/87
	42	CSU-Pueblo	2/4/86

Free Throw Percentage (min. 10 attempts)

1.	1.000 (23-23)	San Diego State	1/28/12
	1.000 (10-10)	Montana	11/30/74
3.	.944 (17-18)	BYU	1/31/87
	.944 (17-18)	at UCLA	12/22/79
5.	.941 (16-17)	Nevada	12/3/96
6.	.938 (15-16)	at South Carolina	12/1/01
	.938 (15-16)	at Boise State	12/27/17
8.	.933 (14-15)	Wyoming	1/25/06
	.933 (14-15)	vs SMU	11/14/11
	.933 (14-15)	Northern Colorado	11/28/89
	.933 (14-15)	Northern Colorado	12/1/81
	.933 (14-15)	at Western Michigan	12/22/95
	.933 (14-15)	Fresno State	2/4/95
14.	.931 (27-29)	San Diego State	2/19/05
15.	.929 (13-14)	BYU	1/17/86
	.929 (13-14)	Montana Tech	11/21/98
	.929 (13-14)	Toledo	12/27/86
18.	.923 (12-13)	at Wyoming	1/21/12
	.923 (24-26)	Utah	3/2/11
	.923 (12-13)	at Wyoming	2/25/89
	.923 (12-13)	at Utah	2/28/74

Most Rebounds

1.	79	West Texas State	12/12/70
2.	77	Cal State Fullerton	12/3/70
3.	73	vs UTEP	11/28/15
4.	70	Denver	12/1/71
5.	69	Cal State Fullerton	12/3/71
	69	Sacramento State	12/5/67
7.	68	Montana	12/4/69
	68	at Denver	2/5/69
9.	67	Southern Indiana	11/29/74
10.	66	Montana State	1/28/66
	66	Fort Lewis	12/30/93
12.	65	BYU	1/27/72
13.	63	Utah State	12/30/71
	63	at Loyola Chicago	2/22/69
15.	62	Utah	1/29/72
	62	Arizona	1/7/71
	62	Air Force	12/11/71
	62	Fresno State	12/23/72
19.	61	TCU	12/21/71
20.	60	Rice	12/10/70
	60	at TCU	12/22/73
	60	at Air Force	12/5/70

Most Assists (starting 1983-84 as official NCAA stat)


1.	30	Fort Lewis	12/28/92
2.	28	Air Force	1/27/96
3.	27	New Mexico	1/15/20
	27	Denver	12/11/02
	27	Colorado	12/6/93
	27	Gardner-Webb	12/7/02
	27	San Diego State	3/3/03
8.	26	Wyoming	1/11/97
	26	New Mexico	1/12/19
	26	BYU	1/25/79
	26	Stetson	12/28/04
	26	Doane	12/28/19
	26	West Alabama	12/3/02
	26	Southwest Oklahoma St.	12/8/13
	26	at San Jose State	2/20/19
	26	Wyoming	2/22/85
17.	25	13 times - most recent: Air Force	2/29/20

Most Steals

1.	21	Seattle	11/20/99
2.	18	Southeast Missouri	12/21/93
3.	17	Southern Oregon	11/18/00
	17	Idaho State	12/10/88
	17	Eastern Montana	12/3/92
6.	15	Nevada	1/2/99
	15	Air Force	1/8/19
	15	South Alabama	12/30/98
	15	at Utah	2/11/78
10.	14	Morris Brown	1/5/02
	14	San Diego State	2/29/96
12.	13	at Utah	1/6/73
	13	Mayville State	11/24/09
	13	New Mexico State	11/30/13
	13	Northern Colorado	11/30/91
	13	Mesa State	12/17/94
	13	Colorado	12/2/97
	13	at Fresno State	12/28/09
	13	Fort Lewis	12/30/93
	13	at South Alabama	12/9/98
	13	at Utah	2/15/06
	13	Air Force	2/27/99
	13	at Morehead State	3/17/10
	13	vs BYU	3/7/96

Most Blocked Shots

1.	12	Auburn	11/28/05
	12	Pepperdine	12/10/05
	12	vs Florida A&M	12/21/99
	12	at Wyoming	2/25/06
5.	11	New Mexico	1/13/03
	11	at TCU	1/17/07
	11	San Diego State	1/24/04
	11	Wyoming	1/28/92
	11	Texas A&M - Kingsville	11/25/02
	11	Drake	12/4/04
	11	at San Diego State	2/1/03
	11	San Diego State	2/29/96
13.	10	San Jose State	1/21/98
	10	Wyoming	1/31/04
	10	Northern Colorado	11/20/97
	10	at Auburn	11/30/04
	10	Denver	12/28/96
	10	Nevada	12/3/96
	10	Metro State	12/8/94
	10	vs BYU	3/7/96
	10	vs San Diego State	3/9/06



Alan Cunningham

OPPONENT INDIVIDUAL SINGLE-GAME RECORDS

Scoring

1.	50	Marvin Johnson	at New Mexico	3/2/78
2.	46	Kendall Williams	vs New Mexico	2/23/13
3.	45	Michael Lyons	at Air Force	2/16/13
4.	44	Freeman Williams	vs Portland State	11/29/75
5.	42	Jimmer Fredette	vs BYU	1/22/11
	42	Kim Goetz	at San Diego State	2/8/79
7.	41	Martayeous McKnight	vs Ark.-Pine Bluff	11/10/18
	41	Jay Straight	vs Wyoming	2/26/05
	41	Freeman Williams	at Portland State	11/26/77
10.	40	Jordan Caroline	vs Nevada	2/6/19
	40	Lee Nailon	at TCU	2/13/99
12.	38	Sam Merrill	vs Utah State	3/5/19
	38	Derrick Marks	at Boise State	3/2/13
	38	Kenny Page	at New Mexico	2/7/80
15.	37	Seneca Knight	vs San Jose State	2/22/20
	37	Josh Adams	vs Wyoming	2/20/16
17.	36	Justin James	at Wyoming	2/9/19
	36	Jimmer Fredette	vs BYU	2/17/10
	36	LaDrell Whitehead	vs Wyoming	1/11/97
	36	Tim Harris	vs Air Force	2/16/80
	36	Lawrence Butler	vs Idaho State	12/27/78
	36	Newlin	vs Utah	2/7/70

Field Goals Made

1.	21	Marvin Johnson	at New Mexico	3/2/78
2.	19	Kim Goetz	at San Diego State	2/8/79
	19	Freeman Williams	vs Portland State	11/29/75
4.	17	Michael Lyons	at Air Force	2/16/13
	17	Freeman Williams	at Portland State	11/26/77
6.	16	Jay Straight	vs Wyoming	2/26/05
	16	Lee Nailon	at TCU	2/13/99
	16	Kresimir Cosic	vs BYU	2/10/73
	16	Hill	vs Arizona State	2/26/70
10.	15	Sam Merrill	vs Utah State	3/5/19
11.	15	Barry Stevens	at Iowa State	12/22/84
12.	14	Kenny Page	at New Mexico	2/7/80
	14	Phil Taylor	vs Arizona	1/29/77
	14	Willie Roberson	at Wyoming	2/6/71
	14	Newlin	vs Utah	2/7/70
	14	Collins	at New Mexico State	11/30/68
17.	13	21 times - most recent: David Jenkins	vs South Dakota St.	11/21/18

Field Goals Attempted

1.	36	Freeman Williams	vs Portland State	11/29/75
2.	33	Freeman Williams	at Portland State	11/26/77
	33	Graham	vs New York	12/29/66
4.	32	Freeman Williams	vs Portland State	1/8/77
5.	31	Willie Long	vs New Mexico	1/30/71
6.	30	Steve Bartek	vs Doane	11/25/83
	30	Kenny Page	at New Mexico	2/7/80
8.	29	Ralph Houston	vs West Texas State	12/12/70
	29	Newlin	vs Utah	2/7/70
10.	28	E.J. Gordon	at Stetson	12/20/03
	28	Carl Nicks	at Indiana State	12/2/79
	28	Ken Banford	vs Cal State Hayward	12/2/75
	28	Long	vs New Mexico	1/10/70
	28	Daniels	at New Mexico	12/30/66
	28	Dick Sherman	vs Wyoming	2/12/66
16.	27	Martayeous McKnight	vs Ark.-Pine Bluff	11/10/18
	27	Jay Straight	vs Wyoming	2/26/05
	27	Greg Sutton	at Oral Roberts	2/11/89
	27	Marvin Johnson	at New Mexico	3/2/78
	27	Willie Roberson	at Wyoming	2/6/71
	27	Ray Golson	vs West Texas State	12/12/70
	27	Reist	vs Rice	12/10/70
	27	Shaler Halimon	vs Utah State	2/25/67

GENERAL

THE RAMS

2019-20 REVIEW

HISTORY

UNIVERSITY

OPPONENTS

Field-Goal Percentage (min. of 8 attempts)

1.	1.000 (9-9)	Trent Plaisted vs BYU	2/13/08
	1.000 (9-9)	Rasheed Wallace at North Carolina	12/9/93
3.	.917 (11-12)	Gary Champlin at Denver	1/16/76
4.	.909 (10-11)	Chris Walton at San Diego State	1/24/05
5.	.900 (9-10)	Cody Martin at Nevada	1/23/19
	.900 (9-10)	Britton Johnsen at Utah	2/2/02
	.900 (9-10)	Eddie Riveria at UTEP	2/6/92
	.900 (9-10)	Mike Reid at Colorado	12/11/85
9.	.889 (8-9)	Melvin Frazier vs Tulane	11/17/17
	.889 (8-9)	Josh Asselin at Michigan	1/2/00
	.889 (8-9)	Chris Walz at Hawai'i	2/25/93
	.889 (8-9)	Walter Watts vs Utah	2/21/91
	.889 (8-9)	Andy Fisher vs Toledo	12/27/86
	.889 (8-9)	Anthony Johnson at Wyoming	3/5/83
	.889 (8-9)	Mike Jackson vs Wyoming	1/17/81
	.889 (8-9)	Danny Vranes at Utah	1/18/80
17.	.875 (7-8)	16 times - most recent: Kris Clyburn vs UNLV	3/9/19

Three-Pointers Made

1.	10	Kendall Williams vs New Mexico	2/23/13
2.	9	Josh Adams vs Wyoming	2/20/16
	9	Nick Zachery at Ark.-Little Rock	11/30/02
4.	8	Gary Bell, Jr. at Gonzaga	11/11/13
	8	LaShay Page vs Southern Miss	11/19/11
	8	DaShawn Walker at Denver	11/29/06
	8	Jeff Allen vs Drake	12/10/92
8.	7	Justinian Jessup at Boise State	12/7/19
	7	Tyler Hall vs Montana State	11/14/18
	7	Montigo Alford vs Boise State	2/10/16
	7	Dulani Robinson vs Pacific	11/28/14
	7	Malik Story at Nevada	2/6/13
	7	Matt Holland vs Air Force	1/20/09
	7	Clayton Shields at New Mexico	2/7/98
	7	Jason Richey at San Diego State	1/18/97
	7	Dave Dyck vs Simon Fraser	11/26/94
	7	Greg Brown at New Mexico	2/12/94
18.	6	41 times - most recent: Sam Merrill vs Utah State	2/11/20

Three-Pointers Attempted

1.	19	Dominick Young at Fresno State	2/22/97
	19	Greg Sutton at Oral Roberts	2/11/89
3.	16	Tyler Hall vs Montana State	11/14/18
	16	Josh Adams vs Wyoming	2/20/16
	16	Denarryl Rice vs Arkansas Tech	12/30/05
6.	15	David Teague at Purdue	12/11/04
	15	Reggie Minton vs Air Force	1/27/96
	15	Greg Sutton vs Oral Roberts	12/17/88
9.	14	Derrius Gilmore vs Wyoming	2/2/13
	14	Kwame Morgan vs Hampton	1/1/11
	14	Jarvis Croff at Air Force	2/19/00
	14	Jason Richey at San Diego State	1/18/97
	14	Dominick Young vs Fresno State	1/25/96
	14	Tony Ross at San Diego State	2/5/87
15.	13	12 times - most recent: Seneca Knight vs San Jose State	2/22/20

Three-Point Percentage (Min. 4 Made)

1.	1.000 (6-6)	Kris Clyburn vs UNLV	3/9/19
	1.000 (6-6)	DK Eldridge vs New Mexico St.	11/30/13
	1.000 (6-6)	Kevin Olekaibe vs Fresno State	2/27/13
	1.000 (5-5)	Nisre Zouzoua vs Nevada	1/29/20
	1.000 (5-5)	Garrett Johnson vs Fresno State	12/4/10
	1.000 (5-5)	Jonathan Tavernari at BYU	2/11/09
	1.000 (4-4)	Trevor Lyons vs Air Force	1/17/18
	1.000 (4-4)	Malik Pope vs San Diego State	1/24/15
	1.000 (4-4)	Mareceo Rutledge at UNLV	2/14/09
	1.000 (4-4)	Tim Drisdorn vs Utah	1/17/05
	1.000 (4-4)	Jay Straight vs Wyoming	1/31/04
	1.000 (4-4)	Troy Bowe vs Hawai'i	2/18/89
13.	.857 (6-7)	Julien Lewis at Fresno State	3/2/16
	.857 (6-7)	Andrew Henke at Air Force	2/21/09
15.	.833 (5-6)	Justin James at Wyoming	2/9/19
	.833 (5-6)	Rashad Muhammad at San Jose State	1/8/14
	.833 (5-6)	Lamont Long vs New Mexico	1/10/00
	.833 (5-6)	Royce Olney vs New Mexico	1/12/98
	.833 (5-6)	Todd Murray vs Oral Roberts	12/17/88
	.833 (5-6)	Anderson vs Drexel	12/29/86

Free Throws Made

1.	18	Morris Along vs Rice	11/15/06
2.	17	Andrew Bogut at Utah	2/12/05
	17	Nate Archibald vs UTEP	1/8/70
4.	16	Jimmer Fredette vs BYU	1/22/11
	16	Glen McGowan vs Pepperdine	1/3/04
6.	15	Rob Robbins at New Mexico	1/3/91
	15	Sebek at Loyola Marymount	12/23/66
8.	14	Seneca Knight vs San Jose State	2/22/20
	14	Jamaal Franklin at San Diego State	2/25/12
	14	Jimmer Fredette at BYU	2/23/11
	14	Ben Woodside vs North Dakota St.	11/23/05
	14	Danny Granger vs New Mexico	3/6/04
	14	Damion Walker at New Mexico	3/2/00
	14	Hunter Greene at New Mexico	3/5/87
	14	Tim Harris vs Air Force	2/16/80
	14	Nate Archibald at UTEP	12/14/70
17.	13	14 times - most recent: Denzel Dulin vs Alcorn State	11/27/16

Free Throws Attempted

1.	20	Cameron Bairstow at New Mexico	1/4/14
	20	Morris Almond vs Rice	11/15/06
	20	Nate Archibald vs UTEP	1/8/70
4.	19	Andrew Bogut at Utah	2/12/05
5.	18	Louis Adams at Wyoming	2/14/17
	18	Glen McGowan at Pepperdine	1/3/05
	18	Danny Granger vs New Mexico	3/6/04
	18	Glen McGowan vs Pepperdine	1/3/04
	18	Tim Harris vs Air Force	2/16/80
	18	Sebek at Loyola Marymount	12/23/66
11.	17	Denzel Dulin vs Alcorn State	11/27/16
	17	Kendall Williams vs New Mexico	2/23/11
	17	Jimmer Fredette vs BYU	1/22/11
	17	Damion Walker at New Mexico	3/2/00
	17	Rob Robbins at New Mexico	1/3/91
16.	16	12 times - most recent: Marcus Marshall vs Nevada	3/11/17



Free-Throw Percentage (Min. 10 Made)

1.	1.000 (14-14)	Ben Woodside	vs No. Dakota St.	11/23/05
2.	1.000 (13-13)	Brandon Ewing	vs Wyoming	3/12/08
	1.000 (13-13)	Peter Williams	at Utah	2/5/82
4.	1.000 (12-12)	Xavier Thames	at San Diego State	2/1/14
	1.000 (12-12)	Gary Talton	at Illinois-Chicago	12/8/12
	1.000 (12-12)	Keith Van Horn	vs Utah	2/8/97
	1.000 (12-12)	Lawrence Butler	vs Idaho State	12/27/78
8.	1.000 (11-11)	Spencer Dinwiddie	vs Colorado	12/3/13
	1.000 (11-11)	Brent Hackett	at TCU	2/20/08
	1.000 (11-11)	Oliver Saint-Jean	vs San Jose State	1/24/97
	1.000 (11-11)	Freddie Thompson	vs UNLV	1/12/79
12.	1.000 (10-10)	21 times - most recent:		
		Joe Furstinger	vs New Mexico	2/28/18

Rebounding

1.	27	Walters	vs Boston College	12/27/65
2.	22	Glen McGowan	at Pepperdine	1/3/05
3.	21	Larry Gray	at New Mexico	2/14/76
4.	20	Mike Sojourner	vs Utah	2/9/73
	20	Carl Ashley	vs Wyoming	1/15/70
	20	Lew Alcindor	at UCLA	12/22/66
7.	19	Marcus Slaughter	vs San Diego State	3/9/06
	19	Darryl Minniefield	vs New Mexico	1/27/73
	19	Harris	at Arizona	1/14/72
10.	18	Andrew Bogut	vs Utah	1/17/05
	18	Oliver Saint-Jean	vs San Jose State	1/24/97
	18	Mitch Smith	at Utah	1/3/87
	18	Tony Neal	vs Cal State Fullerton	12/28/84
	18	Earl Evans	vs UNLV	1/12/79
	18	Anthony Burns	vs UTEP	2/2/78
	18	Ken Clark	vs Wyoming	1/20/73
	18	Rich Kelley	vs Stanford	12/19/72
	18	Mahler	at Utah	1/16/71
	18	Moody	at Loyola Chicago	2/22/69
	18	Byron Beck	at Denver	2/18/67
	18	Alan Parrish	at Utah State	1/21/67
	18	Dabich	vs New Mexico State	1/24/66

Assists (10+ 49 times)

1.	13	Keith Smith	at San Diego State	3/4/82
	13	Scott Martin	at Utah	1/24/81
3.	12	Jalen Harris	vs Arkansas	12/5/18
	12	Gregory Burks	vs Prairie View A&M	12/27/02
	12	Frank Nardi	vs Wis.-Green Bay	11/25/85
	12	Phil Smith	vs New Mexico	1/9/81
	12	Terry Goddard	at Idaho State	12/10/80
	12	Flintie Ray Williams	at UNLV	2/14/80
9.	11	McKinley Wright	at Colorado	12/1/18
	11	Cody Martin	at Nevada	2/25/18
	11	Antino Jackson	at New Mexico	1/27/18
	11	Lorenzo Wade	at San Diego State	3/1/08
	11	Curtis Terry	at UNLV	2/9/08
	11	Matt Montague	at BYU	2/4/02
	11	Jose Winston	at Colorado	12/23/00
	11	Anthony Carter	vs Hawai'i	2/15/97
	11	Chauncey Billups	at Colorado	12/12/96
	11	Raymond King	at San Diego State	1/2/96
	11	Robbie Reid	at BYU	2/9/95
	11	Troy Bowe	at Hawai'i	2/16/91
	11	Jeff Bowling	at Air Force	2/1/90
	11	Marty Haws	vs BYU	1/21/89
	11	Kelvin Scarborough	at New Mexico	1/24/87
	11	Steve Altman	vs Northern Arizona	12/30/82

Steals

1.	8	Jo'Van Adams	at UNLV	1/18/06
	8	Marcus Banks	at UNLV	2/3/03
3.	7	Brandon Cole	at IUPUI	11/27/04
	7	Deandre Moore	at San Diego State	2/1/03
	7	Tim Winn	vs St. Bonaventure	11/27/99
	7	Franklin Paul	at McNeese State	12/30/97
	7	Tim Hardaway	at UTEP	1/22/87
8.	6	E.J. Gordon	at Stetson	12/20/03
	6	Gregory Burks	vs Prairie View A&M	12/2/02
	6	Marcus Bailey	at Wyoming	1/12/02
	6	Ben Handlogten	vs Western Michigan	12/29/94
	6	Donnie Boyce	vs Colorado	12/6/93
	6	Jeff Bowling	at Air Force	1/16/89
	6	DuWayne Futch	vs CSU-Pueblo	12/8/87
	6	Racky Slesler	vs Hawai'i	1/22/82
	6	Jay Humphries	at Colorado	12/19/81
	6	Michael Cooper	at New Mexico	3/2/78
	6	Gary Jackson	at Arizona State	1/31/76
19.	5	56 times - most recent:		
		Patrick McCaw	vs UNLV	1/6/16

Blocks

1.	9	David Foster	at Utah	2/3/10
2.	8	Joel Anthony	at UNLV	3/9/07
	8	Joel Anthony	at UNLV	3/3/07
4.	7	Luke Nevill	vs Utah	2/18/09
	7	Kenny Thomas	vs New Mexico	1/12/98
	7	Theo Ratliff	vs Wyoming	1/7/95
	7	David Van Dyke	vs UTEP	3/12/92
	7	Shawn Bradley	vs BYU	1/17/91
	7	Greg Kite	at BYU	2/17/83
10.	6	Skyлар Spencer	at San Diego State	2/14/15
	6	Khem Birch	at UNLV	2/20/13
	6	Luke Nevill	at Utah	1/17/09
	6	Demarshay Johnson	at Nevada	12/19/07
	6	Justin Williams	at Wyoming	1/29/05
	6	Paris Corner	at Wyoming	2/10/01
	6	George Banks	at UTEP	1/14/95
	6	Theo Ratliff	vs Wyoming	2/19/94
	6	Shawn Bradley	at BYU	1/31/91
	6	David VanDyke	at UTEP	1/5/91
	6	Jay Cheesman	at BYU	3/5/76

Turnovers

1.	12	Rich Kelley	vs Stanford	12/19/72
	12	Cedric Reed	vs Cal Poly	12/2/72
3.	11	Eddie Trail	vs Utah	2/9/73
4.	10	Maurice Cheeks	vs West Texas State	12/17/77
	10	Jim Ranson	at Denver	1/16/76
6.	9	Hunter Maldonado	vs Wyoming	1/04/20
	9	Mike Gallagher	vs Denver	12/6/79
	9	Chris Cotton	vs Colorado Mesa	12/28/78
	9	Verna Thompson	at BYU	3/5/76
10.	8	18 times - most recent:		
		Jaquan Lyle	vs New Mexico	1/15/20



Lloyd Kerr

OPPONENT TEAM SINGLE-GAME RECORDS
Points

1.	113	at Iowa	12/3/79
2.	111	BYU	2/21/80
	111	at New Mexico	3/2/78
4.	109	at Colorado	12/23/00
5.	108	New Mexico	2/28/18
	108	at Oklahoma	12/20/86
7.	107	at Arizona	2/28/75
8.	105	at BYU	2/16/72
	105	at Utah	3/8/58
10.	104	vs Tulsa	12/21/19
	104	at BYU	1/19/80
	104	at Arizona State	3/1/75
13.	103	at Arizona State	2/12/71
14.	100	Utah State	3/5/19
	100	at Nevada	1/23/19
	100	Abilene Christian	11/24/15
	100	Idaho State	12/8/67
18.	99	vs Utep	11/28/15
	99	at Arizona State	1/15/72
20.	98	Nevada	2/6/19
	98	Arkansas	12/5/18
	98	Utah	2/23/80
	98	BYU	1/25/79
	98	at BYU	2/10/78
	98	At Arizona State	1/31/76
	98	BYU	2/20/71

Field Goals Made

1.	47	at Iowa	12/3/79
	47	at New Mexico	3/2/78
	47	at BYU	2/16/72
4.	46	BYU	2/21/80
5.	45	BYU	2/20/71
6.	44	BYU	1/25/79
7.	43	at Arizona State	3/1/75
	43	at Arizona State	1/15/72
9.	42	Colorado	12/20/80
	42	at Arizona State	1/31/76
	42	at Arizona State	2/12/71
12.	41	at Oklahoma	12/20/86
	41	at Arizona	2/28/75
	41	at New Mexico	2/22/73
	41	Arizona State	2/18/72
	41	at Utah State	2/17/68
17.	40	at Utah State	2/28/72
18.	39	Utah State	3/5/19
	39	at BYU	1/19/80
	39	at BYU	2/10/78
	39	at Portland State	11/26/77
	39	at Arizona	2/24/77
	39	Utah	2/19/71
	39	Idaho State	12/8/67

Field Goals Attempted

1.	115	West Texas State	12/12/70
2.	92	at TCU	12/22/73
3.	90	San Diego State	1/24/04
4.	89	at New Mexico	3/2/78
	89	at Arizona State	3/1/75
	89	Utah	2/19/71
7.	86	vs UTEP	11/28/15
	86	at Arizona State	2/12/71
	86	Arizona	1/7/71
	86	BYU	2/5/70
11.	85	Arizona State	1/24/75
	85	at West Texas State	12/30/70
	85	Montana	12/4/69
14.	84	vs Tulsa	12/21/19
15.	83	Lamar	12/30/78
	83	Portland State	11/29/75
	83	Arizona State	1/3/74

	83	at Utah State	2/17/68
19.	82	Oklahoma Panhandle	1/8/08
	82	at Oklahoma	12/20/86
	82	at New Mexico	1/18/79
	82	Arizona	3/2/73
	82	at New Mexico	12/30/66

Field-Goal Percentage

1.	.719 (23-32)	at Air Force	2/15/03
2.	.694 (34-49)	at Idaho State	12/10/80
3.	.667 (34-51)	Wyoming	1/17/81
4.	.660 (31-47)	at UTEP	1/24/89
5.	.655 (38-58)	at Utah	1/24/81
6.	.652 (30-46)	vs BYU	3/13/08
7.	.649 (37-57)	at BYU	2/11/09
8.	.640 (32-50)	UTEP	2/29/92
9.	.638 (30-47)	San Diego State	2/4/06
10.	.638 (44-69)	BYU	1/25/79
11.	.635 (33-52)	at Utah	2/11/95
	.635 (33-52)	at BYU	2/13/88
13.	.630 (34-54)	at Colorado	12/23/00
	.630 (34-54)	at Utah State	11/28/77
15.	.630 (29-46)	at Colorado	12/11/85
16.	.630 (29-46)	at Denver	11/27/76
17.	.629 (22-35)	Denver	1/11/12
18.	.625 (30-48)	Southern Cal	12/8/90
19.	.619 (39-63)	Idaho State	12/8/67
20.	.618 (21-34)	Wyoming	2/27/82

Three-Point Field Goals Made

1.	18	Boise State	2/10/16
2.	17	Wyoming	2/20/16
	17	at Denver	12/19/14
4.	16	at Air Force	1/10/15
5.	15	Winthrop	11/14/17
	15	at UNLV	3/9/07
	15	Air Force	1/3/07
	15	Brigham Young	1/27/19
	15	at New Mexico	2/12/94
10.	14	Nevada	1/29/20
	14	Arkansas	12/5/18
	14	Montana State	11/14/18
	14	Colorado Christian	11/7/18
	14	Wyoming	1/31/18
	14	Abilene Christian	11/24/15
	14	at Gonzaga	11/11/13
	14	Oral Roberts	12/17/88
18.	13	17 times most recent - Arkansas State	11/20/19

Three-Pointers Attempted

1.	40	vs Portland	11/27/15
2.	39	Air Force	1/17/18
3.	37	Wyoming	1/31/18
	37	Charleston	3/14/17
	37	Wyoming	2/20/16
	37	UNLV	1/5/08
7.	36	Winthrop	11/14/17
8.	35	Montana State	11/14/18
	35	Boise State	2/10/16
	35	at Air Force	1/10/15
	35	Gardner-Webb	12/7/02
12.	34	at UNLV	1/2/19
	34	New Mexico State	12/30/18
	34	at New Mexico	1/27/18
	34	Northern Colorado	12/10/16
	34	Arkansas Tech	12/30/05
	34	UTEP	2/18/95
	34	Oral Roberts	12/17/88
19.	33	at San Diego State	2/25/20
	33	Utah Valley	12/1/19
	33	at Fresno State	1/5/19
	33	Fort Lewis	11/16/16

33	at Fresno State	2/22/97
33	at Oral Roberts	2/11/89

Three-Point Field-Goal Percentage (min. 10 attempts)

1.	.727 (8-11)	at San Diego State	1/2/96
2.	.692 (9-13)	vs Cleveland State	11/30/90
3.	.667 (8-12)	UNLV	2/18/06
	.667 (12-18)	at Arkansas-Little Rock	11/30/02
	.667 (10-15)	Utah	1/21/95
	.667 (12-18)	vs Drexel	12/29/86
7.	.650 (13-20)	Arkansas State	11/20/19
8.	.643 (9-14)	at Colorado	12/23/00
9.	.632 (12-19)	at Utah	2/11/95
10.	.632 (12-19)	at San Diego State	2/27/93
11.	.625 (10-16)	at BYU	2/11/09
	.625 (10-16)	Toledo	12/10/94
13.	.611 (11-18)	UNLV	2/18/02
14.	.600 (9-15)	at Morehead State	3/17/10
	.600 (9-15)	at UCLA	12/22/09
	.600 (9-15)	San Diego State	2/4/06
	.600 (9-15)	at Wyoming	2/22/03
	.600 (9-15)	at San Diego State	3/4/95
	.600 (6-10)	vs Rice	11/15/06
	.600 (6-10)	BYU	1/21/89
	.600 (15-25)	at UNLV	3/9/07
	.600 (12-20)	vs BYU	3/13/08
	.600 (12-20)	at New Mexico	2/5/08

Free Throws

1.	39	at New Mexico	3/02/00
2.	35	at BYU	2/23/11
	35	at Colorado	12/8/10
4.	34	at Colorado	11/17/98
	34	at Utah	1/18/96
	34	at Loyola Marymount	12/23/66
	34	Long Beach State	12/10/65
8.	32	at UTEP	11/19/13
	32	at Colorado	12/23/00
	32	at Pacific	12/29/69
11.	31	at Wyoming	1/13/18
	31	UNLV	2/18/02
	31	at Utah	2/16/85
	31	at Seattle	12/30/67
15.	30	Sam Houston State	11/27/10
	30	vs Rice	11/15/06
	30	at Utah	2/12/05
	30	vs UNLV	3/12/04
	30	BYU	2/12/98
	30	BYU	2/5/94
	30	at Northwestern	12/1/80
	30	UNLV	1/12/79
	30	UTEP	2/23/74
	30	at UCLA	12/22/66

Free-Throw Attempts

1.	47	at New Mexico	3/2/00
2.	46	UTEP	2/23/74
3.	45	Arkansas-Little Rock	12/8/01
4.	44	at Montana State	1/5/04
	44	Wyoming	1/26/68
7.	43	at UTEP	11/19/13
	43	at BYU	2/23/11
	43	at Pepperdine	1/3/05
	43	at Loyola Marymount	12/23/66
11.	42	at Wyoming	1/13/18
	42	at Pacific	12/29/69
13.	41	at Colorado	12/8/10
	41	Sam Houston State	11/27/10
	41	Colorado	12/10/03
	41	at Colorado	12/23/00
	41	at Colorado	11/17/98
18.	40	Colorado	12/5/01
	40	at Utah	1/18/96
	40	at BYU	1/30/84
	40	at Northwestern	12/1/80
	40	at Arizona	2/28/75
	40	at UCLA	12/22/66

Free Throw Percentage (min. 10 attempts)

1.	1.000 (14-14)	Wyoming	2/23/19
	1.000 (13-13)	Boise State	2/18/14
	1.000 (11-11)	Air Force	2/7/05
	1.000 (11-11)	vs Air Force	3/8/90
5.	.964 (27-28)	at TCU	2/20/08
6.	.958 (23-24)	at Utah	2/8/75
7.	.947 (18-19)	at San Diego State	3/5/11
	.947 (18-19)	at Hawai'i	2/15/90
9.	.941 (16-17)	Utah State	2/11/14
	.941 (16-17)	at Air Force	1/9/92
11.	.938 (15-16)	Oakland	11/22/15
12.	.933 (14-15)	Wisconsin-Milwaukee	2/11/74
13.	.931 (27-29)	at Colorado	12/7/83
14.	.929 (26-28)	Utah	2/8/97
	.929 (26-28)	Utah	2/8/97
	.929 (13-14)	at Fresno State	1/28/95
	.929 (13-14)	Iowa	12/2/78
18.	.923 (12-13)	Saint Martin's	11/24/08
	.923 (12-13)	Wyoming	1/31/04
	.923 (12-13)	Eastern Montana	12/3/92

Rebounds

1.	77	at West Texas State	12/30/70
2.	69	West Texas State	12/12/70
3.	63	at TCU	12/22/73
4.	62	at Arizona State	1/15/72
5.	61	Arizona	1/7/71
6.	59	UNLV	1/12/79
	59	at BYU	2/21/70
8.	58	vs Hawai'i	3/10/94
	58	BYU	2/21/80
	58	vs Oregon	12/15/72
	58	at Weber State	1/22/68
	58	at Loyola Marymount	12/15/67
13.	57	at Arizona	1/14/72
	57	Utah	2/19/71
15.	56	at Long Beach State	12/22/16
	56	at BYU	1/19/80
	56	Arizona State	1/24/75
	56	Arizona	3/2/73
	56	at Arizona State	2/1/73
	56	at Hawai'i	12/27/72
	56	at Arizona	1/29/70
	56	Utah State	2/25/67



Pierce Hornung

GENERAL

THE RAMS

2019-20 REVIEW

HISTORY

UNIVERSITY

OPPONENTS

Most Assists (starting 1983-84 as official NCAA stat)

1.	34	at BYU	2/16/72
2.	31	at Utah	1/24/81
3.	30	at Oklahoma	12/20/86
4.	29	at New Mexico	3/2/78
	29	at Arizona State	3/1/75
6.	28	Arkansas	12/5/18
	28	at BYU	2/11/09
	28	at BYU	1/19/80
	28	at BYU	2/7/75
10.	26	at Hawai'i	1/16/97
	26	at Utah	2/11/95
	26	at BYU	2/13/88
	26	BYU	1/25/79
	26	at Pacific	12/23/77
	26	at Stanford	12/20/77
16.	25	11 times	
		most recent - at San Diego State	1/24/18

Most Steals

1.	19	at New Mexico	3/5/05
2.	18	at UNLV	2/3/03
	18	at Gardner-Webb	11/29/01
	18	at New Mexico	3/2/78
5.	17	BYU	1/28/06
	17	at Drake	11/29/03
	17	Sacramento State	11/28/00
8.	16	Texas A&M	11/26/96
9.	15	at UNLV	1/18/06
	15	at Stetson	12/20/03
	15	Florida Atlantic	11/18/02
	15	at Colorado	11/29/94
	15	at Hawai'i	1/2/81
	15	at Arizona State	1/31/76
15.	14	vs Iowa State	12/23/05
	14	at IUPUI	11/27/04
	14	San Diego State	1/24/04
	14	BYU	2/10/03
	14	vs St. Bonaventure	11/27/99
	14	at North Carolina	12/9/93
	14	at Colorado	12/1/92
	14	at Oklahoma	12/20/86
	14	at Purdue	11/29/80

Most Blocks

1.	16	at UNLV	3/3/07
2.	11	at Utah	2/3/10
3.	10	at UNLV	2/20/13
	10	at Kansas	12/11/10
	10	at Nevada	12/19/07
	10	Wyoming	1/7/95
7.	9	Arkansas	12/5/18
	9	at Duke	12/7/11
	9	at New Mexico	1/12/11
	9	at UCLA	12/22/09
	9	Utah	2/18/09
	9	at Utah	1/17/09
	9	at Colorado	12/9/06
	9	at Wyoming	2/10/01
	9	Fresno State	1/23/97
	9	at UTEP	1/14/95
	9	at UTEP	1/24/89
18.	8	30 times	
		most recent - at Nevada	1/1/20

Fewest Turnovers

1.	2	at Wyoming	1/30/16
2.	4	South Dakota	12/16/18
	4	at San Diego State	2/1/14
	4	at New Mexico	1/6/90
	4	at Oral Roberts	2/11/89
	4	Colorado	12/8/82
7.	5	Nevada	2/6/19
	5	at Arkansas	12/5/17
	5	at San Diego State	1/28/17
	5	at Utah State	2/17/16
	5	at Air Force	1/10/15
	5	vs Missouri	3/21/13
	5	at Stanford	11/24/07
	5	at New Mexico	2/7/98
	5	at Air Force	2/1/97
	5	at UTEP	1/4/90
	5	Wyoming	2/4/89
	5	Wisconsin-Green Bay	1/9/88
	5	at Southern Cal	12/22/82
	5	UTEP	1/3/68

Fewest Fouls

1.	6	at Marshall	12/2/89
2.	7	at San Diego State	1/18/97
3.	8	vs San Diego State	3/13/15
	8	vs Murray State	3/15/12
	8	at Wyoming	2/6/97
	8	Utah	1/16/86
	8	West Texas State	2/8/69
8.	9	San Jose State	1/21/98
	9	at Arizona	1/27/78
	9	at Utah State	11/24/72
	9	Arizona State	2/26/70
	9	at Montana State	2/4/67
13.	10	UNLV	1/5/08
	10	San Diego State	2/10/07
	10	at Air Force	2/9/04
	10	Seattle	11/20/99
	10	UTEP	2/9/91
	10	at Montana	12/16/89
	10	vs Air Force	3/8/90
	10	at Utah	2/19/83



Matt Barnett

SINGLE GAME LOWS (SINCE 1965-66)

The NCAA introduced the 45-second shot for the 1985-86 season. It was reduced to 35 seconds in the 1993-94 season, and 30 seconds in the 2015-16 season.

COLORADO STATE

Points

1.	25	at Wyoming	2/6/97
2.	30	UTEP^	2/11/82
3.	31	at Wyoming^	1/2/82
4.	34	at Wisconsin-Green Bay^	1/2/84
	34	at Wichita State	12/6/80
6.	36	at Wyoming	3/7/84
7.	37	at San Diego State	1/18/97
	37	at Utah	1/29/90
9.	39	at UNLV	2/20/10
	39	at Montana	1/19/07
	39	vs William and Mary	12/28/85
	39	at Wyoming	3/5/83
13.	40	at South Alabama	12/9/98
	40	at Drake	1/2/92
	40	Utah	1/14/88
	40	at Wyoming	2/21/81
17.	41	vs Murray State	3/15/12
	41	at Indiana	12/11/81
19.	42	at New Mexico	1/28/85
20.	43	vs San Diego State	3/13/15
	43	at Wisconsin-Green Bay	12/27/88
	43	at Air Force	3/7/81

Field Goals Made

1.	9	at Wyoming	2/6/97
2.	11	at UNLV	2/20/10
3.	12	at Utah	1/29/90
	12	at Wyoming	1/2/82
	12	UTEP	2/11/82
	12	at Air Force	3/7/81
7.	13	vs Fresno State	3/11/16
	13	at Utah	2/19/01
9.	14	at Stanford	11/20/16
	14	Denver	12/5/09
	14	New Mexico	3/8/08
	14	vs Oklahoma State	11/26/03
	14	at Drake	1/2/92
	14	at UTEP	2/6/92
	14	at Air Force	2/3/83
	14	at Wichita State	12/6/80
17.	15	13 times - most recent: Boise State	2/21/18

Field Goals Attempted

1.	18	at Wyoming	2/6/97
2.	25	at Wichita State	12/6/80
3.	28	at San Diego State	1/18/97
	28	at Wisconsin-Green Bay	1/2/84
5.	30	vs Hawai'i	3/10/89
6.	31	at Air Force	1/29/01
	31	Wyoming	2/4/89
8.	32	Air Force	1/26/02
	32	at Air Force	2/3/83
	32	at Wyoming	1/2/82
11.	33	at Utah	1/18/92
12.	34	Washington State	12/30/99
	34	New Mexico	2/7/91
	34	at Utah	1/29/90
	34	vs Wyoming	3/11/88
16.	35	at Air Force	2/9/10
	35	at New Mexico	1/28/09
	35	at Texas-Pan American	12/15/90
	35	Wisconsin-Green Bay	11/25/85
	35	at New Mexico	1/28/85

Field Goal Percentage (min. 35 attempts)

1.	.220 (11-50)	at UNLV	2/20/10
2.	.228 (13-57)	vs Fresno State	3/11/16
3.	.235 (12-51)	at Air Force	3/7/81
4.	.250 (18-72)	at Arizona State	2/1/73
5.	.283 (17-60)	at Kansas	12/11/10
6.	.283 (15-53)	Boise State	2/21/18
7.	.289 (13-45)	at Utah	2/19/01
8.	.290 (18-62)	Colorado	12/13/19
9.	.291 (16-55)	at UTEP	2/24/73
10.	.292 (14-48)	at Drake	1/2/92
11.	.293 (17-58)	at Kansas State	12/19/15
12.	.296 (16-54)	UTEP	2/23/74
13.	.297 (19-64)	Montana	11/30/74
14.	.298 (17-57)	at Wyoming	1/29/05
	.298 (17-57)	New Mexico	2/5/05
	.298 (17-57)	Utah State	2/11/14
17.	.298 (14-47)	at Stanford	11/20/16
	.298 (14-47)	at UTEP	2/6/92
19.	.300 (18-60)	at Wyoming	2/4/15
	.300 (27-90)	BYU	1/27/72

Three-Point Field Goals Made

1.	0	at New Mexico State	12/27/14
	0	at Montana	11/9/07
	0	Baylor	1/2/02
	0	at Brigham Young	2/4/93
	0	at Hawai'i	3/5/88
	0	at Stanford	12/3/88
	0	at Eastern Illinois	2/25/87
	0	at San Diego State	2/5/87
	0	San Diego State	1/10/87
	0	at Oklahoma	12/20/86
	0	Colorado	12/11/86
	0	Baylor	12/8/86
	0	Denver	12/4/86
	0	CSU-Pueblo	11/29/86
15.	1	27 times - most recent: New Mexico State	11/13/16

Three-Point Field Goals Attempted

1.	0	Denver	12/4/86
	0	CSU-Pueblo	11/29/86
3.	1	Colorado	12/11/86
	1	Baylor	12/8/86
5.	2	vs Hawai'i	3/10/89
	2	at Hawai'i	3/5/88
	2	at San Diego State	2/5/87
	2	Utah	1/29/87
	2	at Oklahoma	12/20/86
10.	3	at Stanford	12/3/88
	3	Wyoming	1/23/88
	3	Wisconsin-Green Bay	1/9/88
	3	San Diego State	1/10/87
14.	4	at Wyoming	2/6/97
	4	at Southern Cal	1/4/88
	4	Toledo	12/27/86
17.	5	Utah	3/6/10
	5	vs Air Force	3/11/04
	5	at North Texas	12/6/88
	5	Arkansas State	3/25/88
	5	vs Utah	3/10/88
	5	Utah	1/14/88
	5	at Baylor	12/3/87
	5	at Eastern Illinois	2/25/87
	5	New Mexico	2/21/87
	5	Northern Colorado	12/2/86

GENERAL

THE RAMS

2019-20 REVIEW

HISTORY

UNIVERSITY

OPPONENTS

Three-Point FG Percentage (min. 8 attempts)

1.	.000 (0-14)	at BYU	2/4/93
	.000 (0-10)	at Montana	11/9/07
	.000 (0-9)	at New Mexico State	12/27/14
	.000 (0-9)	Baylor	1/2/02
5.	.067 (1-15)	vs Portland	12/22/12
6.	.071 (1-14)	New Mexico State	11/13/16
	.071 (1-14)	at Air Force	1/8/05
8.	.077 (1-13)	at BYU	1/16/10
	.077 (1-13)	vs Utah	3/10/05
10.	.083 (1-12)	Northern Colorado	11/22/13
11.	.091 (2-22)	Colorado	12/13/19
12.	.100 (1-10)	at Colorado	1/11/88
13.	.105 (2-19)	at San Diego State	2/14/15
14.	.111 (1-9)	Texas State	12/21/04
	.111 (1-9)	Utah	2/8/03
	.111 (1-9)	at BYU	2/17/01
	.111 (1-9)	at Colorado	12/1/92
18.	.118 (2-17)	Air Force	2/27/97
19.	.118 (2-17)	Air Force	2/27/97
20.	.120 (3-25)	at Wyoming	2/4/15

Free Throws Made

1.	1	at New Mexico	2/19/96
	1	at Utah	2/19/83
	1	Purdue	11/30/79
4.	2	at Air Force	2/9/04
	2	Montana Tech	11/17/01
	2	vs Air Force	3/8/90
	2	at Wichita State	1/10/83
8.	3	San Diego State	2/12/19
	3	at Long Beach State	12/22/18
	3	vs San Diego State	3/13/15
	3	at Morehead State	3/17/10
	3	at UTEP	2/5/98
	3	at Marshall	12/2/89
	3	at UTEP	2/20/84
	3	UTEP	2/10/83
	3	at San Diego State	1/27/83
	3	at Colorado	12/19/81
	3	at Denver	12/7/74
	3	at New Mexico	1/26/74
20.	4	21 times - most recent: Utah State	2/11/20

Free Throws Attempted

1.	3	at Utah	2/19/83
	3	Purdue	11/30/79
3.	4	at Air Force	2/9/04
	4	at San Diego State	1/18/97
	4	at New Mexico	2/19/96
	4	at UTEP	2/20/84
	4	at New Mexico	1/26/74
8.	5	vs San Diego State	3/13/15
	5	at UNLV	2/10/00
	5	at Marshall	12/2/89
	5	at Wyoming	3/7/84
	5	BYU	1/20/83
	5	at UNLV	1/14/82
	5	at Denver	12/7/74
15.	6	San Diego State	2/12/19
	6	at Long Beach State	12/22/18
	6	Montana Tech	11/17/01
	6	Utah	2/10/96
	6	at Colorado	12/19/81
	6	at Denver	1/16/76
	6	at Arizona	2/8/74
	6	at Utah State	11/24/72

Lowest Free Throw Percentage (min. 10 attempts)

1.	.188 (3-16)	at UTEP	2/5/98
2.	.273 (3-11)	at Morehead State	3/17/10
3.	.286 (4-14)	at New Mexico	1/28/85
4.	.333 (4-12)	at Gardner Webb	11/29/01
	.333 (4-12)	at UTEP	1/28/88
6.	.357 (5-14)	Utah	1/14/88
7.	.364 (4-11)	New Mexico	2/27/92
	.364 (4-11)	at Northern Arizona	12/21/85
9.	.370 (10-27)	vs Boston College	12/27/65
10.	.385 (5-13)	vs Loyola Chicago	11/26/19
11.	.400 (8-20)	at Long Beach State	12/22/16
	.400 (4-10)	at Wisconsin-Green Bay	1/2/84
13.	.412 (7-17)	Sam Houston State	11/27/10
14.	.417 (5-12)	at Colorado	12/10/08
	.417 (5-12)	at Denver	12/13/03
	.417 (5-12)	Ohio	12/22/90
	.417 (5-12)	at Denver	1/18/72
18.	.429 (12-28)	UNLV	2/25/99
	.429 (6-14)	at Pepperdine	11/28/99
	.429 (6-14)	UNLV	1/28/80
	.429 (6-14)	at Utah State	12/13/74

Fewest Rebounds

1.	11	at Wyoming	1/2/82
2.	12	at Wyoming	2/6/97
3.	13	at Wichita State	12/6/80
4.	15	vs UTEP	3/11/89
5.	16	New Mexico	2/7/91
	16	at Wyoming	3/7/84
7.	17	Southern Illinois	11/27/18
8.	18	Southern Miss	11/19/11
	18	New Mexico	12/8/90
	18	Utah	1/19/89
	18	at BYU	2/13/88
	18	Wyoming	1/17/81
13.	19	Utah	1/17/05
	19	at Utah	1/24/00
	19	at San Diego State	1/18/97
	19	vs Cleveland State	11/30/90
	19	Hawai'i	1/13/90
	19	Wyoming	2/4/89
	19	at Baylor	12/3/87
	19	Utah	2/27/84
	19	at BYU	2/6/82

Fewest Assists (starting 1983-84 as official NCAA stat)

1.	1	at Wyoming	2/25/89
	1	at Stanford	12/15/73
	1	at UTEP	2/24/73
4.	2	Montana	11/30/74
	2	BYU	2/10/73
6.	3	at Wyoming	2/5/11
	3	Utah	2/9/73
	3	vs Nebraska	12/16/72
9.	4	at Boise State	12/31/16
	4	vs Louisville	3/23/13
	4	Montana	11/11/11
	4	vs UCLA	12/22/99
	4	at Minnesota	12/14/85
	4	at UTEP	2/12/81
	4	at Utah State	11/28/77
	4	UTEP	2/15/75
	4	Arizona	3/2/73
	4	New Mexico	1/27/73
	4	Wyoming	1/20/73
	4	at Utah State	11/24/72
	4	at Arizona	1/14/72
	4	UTEP	1/8/72

Fewest Steals

1.	0	at Wyoming	1/30/16
	0	vs Louisville	3/23/13
	0	at UNLV	2/9/08
	0	at Air Force	2/9/04
	0	at UTEP	1/22/93
	0	at Hawai'i	2/20/92
	0	at Southern Cal	1/4/88
	0	New Mexico	2/21/87
	0	Air Force	2/13/87
	0	BYU	1/31/87
	0	at New Mexico	1/24/87
	0	San Diego State	1/10/87
	0	at Wyoming	1/6/87
	0	at BYU	1/2/87
	0	at Tulsa	12/30/86
	0	TCU	12/6/86
	0	at Utah	2/16/85
	0	at Wyoming	3/5/83
	0	Colorado	12/8/82
	0	at UTEP	2/12/81
	0	UTEP	1/10/81
	0	13 times pre-1978-79	

Fewest Blocked Shots

1.	0	More than 100 times most recent-at Duke	11/8/19
----	---	---	---------

Most Turnovers

1.	41	at New Mexico	3/2/78
2.	32	vs St. Bonaventure	11/27/99
	32	Southern Indiana	11/29/74
4.	31	vs Oklahoma State	11/26/03
	31	at New Mexico	2/14/81
6.	28	at UNLV	2/3/03
	28	at Colorado	11/29/94
	28	at BYU	1/30/84
9.	27	at Purdue	12/30/02
	27	Weber State	12/2/95
	27	at Texas-Arlington	12/19/84
	27	Portland State	11/29/75
	27	vs Denver	12/2/68
14.	26	14 times - most recent: vs Iowa State	12/23/05

Most Fouls

1.	36	UTEP	2/23/74
2.	34	at Wyoming	1/13/18
3.	33	at Northwestern	12/1/80
4.	32	Sam Houston State	11/27/10
	32	vs Baylor	11/14/06
	32	at BYU	1/30/84
	32	at Arizona	2/28/75
8.	31	at Colorado	12/18/04
	31	at Wyoming	2/28/04
	31	at New Mexico	2/23/02
	31	at Loyola Marymount	12/15/67
12.	30	at BYU	2/23/11
	30	at Montana State	1/5/04
	30	vs Oklahoma State	11/26/03
	30	at Wyoming	1/12/02
	30	Arkansas-Little Rock	12/8/01
	30	at Utah	2/5/82
	30	Utah	2/23/80
19.	29	15 times - most recent: at New Mexico	1/23/10

OPPONENT LOWS**Fewest Points**

1.	27	at Wyoming	2/6/97
2.	31	Seattle	11/20/99
3.	35	at San Diego State	1/18/97
4.	36	vs Army	12/29/87
5.	40	Air Force	1/16/13
	40	vs Winston-Salem State	11/14/09
	40	Denver	12/5/07
	40	at Wyoming	3/7/84
	40	BYU	1/7/82
10.	41	at San Jose State	1/17/15
	41	at San Jose State	12/22/97
	41	at Texas-Pan American	12/15/90
	41	at Southern Cal	1/4/88
	41	Air Force	2/11/84
	41	at BYU	1/14/77
	41	at Wyoming	1/24/76
17.	42	Nevada	1/14/15
	42	Mayville State	11/24/09
	42	Utah	1/14/88
20.	43	South Alabama	12/30/98
	43	at South Alabama	12/9/98
	43	Pacific	12/9/76

Fewest Field Goals Made

1.	9	at Wyoming	2/6/97
2.	10	at San Jose State	1/17/15
3.	12	Seattle	11/20/99
4.	13	vs Winston-Salem State	11/14/09
	13	Western State	12/29/07
	13	at San Diego State	1/18/97
	13	at Wisconsin-Green Bay	1/2/84
8.	14	Chadron State	11/15/12
	14	at Air Force	2/9/10
	14	Denver	12/5/07
	14	vs Florida A&M	12/21/99
	14	at New Mexico	1/3/91
	14	at New Mexico	1/28/85
	14	BYU	1/7/82
	14	UTEP	2/23/74
16.	15	at Air Force	2/9/04
	15	West Alabama	12/3/02
	15	at BYU	2/4/02
	15	vs South Carolina State	11/23/01
	15	Montana Tech	11/17/01
	15	at Air Force	1/29/01
	15	vs Army	12/29/87
	15	Air Force	2/11/84

Field Goals Attempted

1.	24	at Wyoming	2/6/97
2.	28	at San Diego State	1/18/97
3.	31	at New Mexico	1/3/91
	31	at Wisconsin-Green Bay	1/2/84
5.	32	at Air Force	2/15/03
6.	33	at Wyoming	3/7/84
7.	34	at Utah	2/2/02
	34	Wyoming	2/27/82
	34	at Wyoming	1/2/82
10.	35	Denver	1/11/12
	35	at Utah	1/29/90
	35	Air Force	2/20/89
13.	36	UTEP	2/10/83
	36	at Wyoming	3/5/83
15.	37	Air Force	1/12/04
	37	at Air Force	2/25/02
	37	at Air Force	3/2/91
	37	New Mexico	1/21/84
	37	UTEP	2/11/82
20.	38	Denver	12/5/09
	38	at Air Force	2/21/09
	38	Air Force	2/2/91
	38	Ohio	12/22/90

GENERAL

THE RAMS

2019-20 REVIEW

HISTORY

UNIVERSITY

OPPONENTS

Field-Goal Percentage

1.	.208 (10-48)	at San Jose State	1/17/15
2.	.232 (13-56)	Western State	12/29/07
3.	.236 (17-72)	Pacific	12/9/76
4.	.246 (15-61)	West Alabama	12/3/02
5.	.246 (16-65)	at UTEP	1/10/75
6.	.250 (16-64)	Sacramento State	11/28/00
7.	.258 (16-62)	at Texas-Pan American	12/15/90
8.	.263 (15-57)	vs South Carolina State	11/23/01
9.	.265 (13-49)	vs Winston-Salem State	11/14/09
10.	.268 (19-71)	vs New York	12/29/66
11.	.273 (12-44)	Seattle	11/20/99
	.273 (21-77)	Fort Lewis	12/30/93
13.	.276 (16-58)	Troy State	12/5/97
	.276 (16-58)	at San Jose State	12/22/97
15.	.277 (18-65)	Arkansas-Pine Bluff	11/28/07
16.	.280 (14-50)	Chadron State	11/15/12
	.280 (14-50)	vs Florida A&M	12/21/99
	.280 (14-50)	at New Mexico	1/28/85
	.280 (14-50)	BYU	1/7/82
20.	.286 (16-56)	Mayville State	11/24/09
	.286 (16-56)	vs Yale	11/30/00
	.286 (16-56)	at San Diego State	1/8/94

Three-Point Field Goals Made

1.	0	at San Diego State	2/1/14
	0	Stetson	12/28/04
	0	Nebraska	12/12/98
	0	at New Mexico	1/3/91
	0	Texas-Rio Grande Valley	11/25/89
	0	at Utah	1/29/90
	0	at Hawai'i	2/15/90
	0	at UTEP	1/28/88
	0	vs Army	12/29/87
	0	at Hawai'i	2/7/87
	0	at UTEP	1/22/87
12.	1	23 times - most recent: Nevada	1/14/15

Three-Pointers Attempted

1.	0	at UTEP	1/22/87
2.	1	at Baylor	12/3/87
3.	2	Utah	1/19/89
	2	at UTEP	1/28/88
	2	UTEP	1/16/87
	2	at Hawai'i	2/7/87
7.	3	BYU	1/17/91
	3	at Hawai'i	2/15/90
	3	at Utah	1/29/90
	3	Texas-Rio Grande Valley	11/25/89
	3	Northern Colorado	11/26/88
	3	Northern Colorado	11/28/87
	3	at Eastern Illinois	2/25/87
14.	4	vs Ohio State	3/29/88
	4	BYU	1/31/87
16.	5	at California	3/18/99
	5	at Rice	12/18/93
	5	Utah State	12/3/93
	5	at UTEP	1/22/93
	5	at Hawai'i	3/5/88
	5	Colorado	12/11/86

Three-Point Field-Goal Percentage (min. 10 attempts)

1.	.000 (0-10)	at San Diego State	2/1/14
	.000 (0-10)	Stetson	12/28/04
3.	.063 (1-16)	BYU	1/20/01
4.	.071 (1-14)	at Texas-Pan American	12/15/90
5.	.077 (1-13)	at San Diego State	2/14/91
	.077 (1-13)	vs Florida	3/17/89
7.	.083 (1-12)	Texas-Rio Grande Valley	1/6/92
	.083 (2-24)	Wyoming	2/23/19
9.	.100 (1-10)	Nevada	1/14/15
	.100 (2-20)	vs TCU	3/8/12
	.100 (1-10)	vs San Diego State	3/11/10
	.100 (1-10)	at Hawai'i	1/4/96
	.100 (1-10)	at Utah	3/2/89
14.	.111 (2-18)	at San Diego State	3/5/11
	.111 (2-18)	vs Florida A&M	12/21/99
16.	.118 (2-17)	at BYU	2/21/07
	.118 (2-17)	Hawai'i	1/2/95
18.	.125 (2-16)	at TCU	1/17/07
	.125 (2-16)	Boise State	11/20/06
	.125 (1-8)	at Arizona State	12/1/99
	.125 (1-8)	at BYU	1/31/91
	.125 (2-16)	San Diego State	1/12/91
	.125 (1-8)	Toledo	12/27/86

Free Throws

1.	0	Arkansas Tech	12/30/05
2.	1	at Idaho State	12/9/89
	1	New Mexico	1/12/89
4.	2	Air Force	2/21/15
	2	at McNeese State	12/30/97
	2	Northern Colorado	11/20/97
	2	UTEP	2/9/91
	2	at Northwestern State	12/17/90
	2	at Wyoming	2/25/89
	2	Idaho State	12/10/88
	2	vs Pacific	12/2/88
	2	Wisconsin-Green Bay	1/9/88
	2	Lamar	12/30/78
14.	3	18 times most recent - at Boise State	2/27/19

Free-Throw Attempts

1.	1	Arkansas Tech	12/30/05
2.	3	at McNeese State	12/30/97
	3	New Mexico	1/12/89
	3	vs Pacific	12/2/88
	3	Wisconsin-Green Bay	1/9/88
	3	Lamar	12/30/78
7.	4	Utah State	2/11/20
	4	Utah State	2/7/17
	4	Air Force	1/16/13
	4	vs Northeastern	12/29/00
	4	South Alabama	12/30/98
	4	San Diego State	3/3/90
	4	at Idaho State	12/9/89
	4	vs Florida	3/17/89
	4	Idaho State	12/10/88
16.	5	at UNLV	2/18/20
	5	at UNLV	3/3/07
	5	Seattle	11/20/99
	5	at UT-Pan American	11/25/98
	5	Northern Colorado	11/20/97
	5	Chicago State	12/21/96
	5	at New Mexico	1/6/90
	5	Toledo	12/27/86
	5	Eastern Washington	12/19/83

Free Throw Percentage (min. 10 attempts)

1.	.182 (2-11)	at Northwestern State	12/17/90
2.	.273 (3-11)	at UTEP	1/25/74
3.	.300 (3-10)	Northwestern State (La.)	12/7/89
4.	.313 (5-16)	New Mexico	2/24/01
5.	.333 (8-24)	at Southeast Missouri	12/20/94
6.	.357 (5-14)	Montana	11/14/08
	.357 (5-14)	Air Force	3/5/92
	.357 (10-28)	UC San Diego	12/17/76
9.	.364 (4-11)	Air Force	1/9/10
10.	.375 (6-16)	Northern Colorado	12/7/14
	.375 (6-16)	Adams State	12/29/12
	.375 (6-16)	Arkansas-Pine Bluff	11/28/07
	.375 (6-16)	at Denver	12/15/01
	.375 (6-16)	at Denver	12/22/70
	.375 (6-16)	vs Dayton	3/8/69
15.	.385 (5-13)	McNeese State	11/14/98
	.385 (5-13)	San Diego State	2/2/89
17.	.400 (10-25)	vs Winston-Salem State	11/14/09
	.400 (4-10)	Prairie View A&M	12/27/02
	.400 (4-10)	at UTEP	2/5/77
20.	.406 (13-32)	Nevada	1/02/99
	.409 (9-22)	Air Force	1/20/09

Fewest Rebounds

1.	10	at San Diego State	1/18/97
2.	11	at Wyoming	3/6/13
	11	at Air Force	2/15/03
	11	at Wyoming	2/6/97
	11	Wisconsin-Green Bay	11/25/85
6.	15	at New Mexico	1/27/18
7.	16	at Air Force	2/25/02
	16	at Hawai'i	3/2/84
9.	17	at Denver	12/19/14
	17	at Air Force	2/8/14
	17	Air Force	1/26/02
	17	Alabama-Huntsville	1/2/01
	17	Wyoming	2/4/89
	17	at Idaho State	12/10/80
15.	18	Denver	1/11/12
	18	vs Hawai'i	11/24/01
	18	at San Diego State	2/27/93
	18	at Hawai'i	3/5/88
	18	San Diego State	1/22/88
20.	19	vs Missouri	3/21/13
	19	Air Force	1/16/13
	19	Wyoming	2/18/12
	19	vs SMU	11/14/11
	19	vs Air Force	3/1/04
	19	Air Force	1/12/04
	19	Idaho State	12/10/88
	19	vs Utah	3/10/88
	19	Air Force	2/26/88

Fewest Assists (starting 1983-84 as official NCAA stat)

1.	1	Ohio	12/22/90
2.	2	vs San Jose State	12/23/99
	2	at Wyoming	2/25/89
4.	3	Nevada	1/14/15
	3	Nevada	3/9/13
	3	Wyoming	2/2/13
	3	vs Ole Miss	12/23/10
	3	vs Florida A&M	12/21/99
	3	Hawai'i	1/13/90
10.	4	SE Louisiana	11/25/16
	4	vs Virginia Tech	12/23/12
	4	Texas Southern	12/19/11
	4	Arkansas-Pine Bluff	11/13/10
	4	New Orleans	11/26/08
	4	vs Duke	03/20/03
	4	Nebraska	12/12/98
	4	Denver	12/4/86
18.	5	at Boise State	12/31/16

5	vs Fresno State	3/11/16
5	at San Diego State	2/1/14
5	Southwest Oklahoma St.	12/8/13
5	at Fresno State	1/26/13
5	Chadron State	11/15/12
5	vs TCU	3/7/06
5	Morris Brown	1/5/02
5	BYU	1/20/01
5	Northern Colorado	11/30/91
5	Marshall	11/26/90
5	Hawai'i	1/3/85

Fewest Steals (starting in 1985-86 as official NCAA stat)

1.	0	New Mexico	2/21/87
	0	Air Force	2/13/87
	0	BYU	1/31/87
	0	at New Mexico	1/24/87
	0	San Diego State	1/10/87
	0	at Wyoming	1/6/87
	0	at BYU	1/2/87
	0	at Tulsa	12/30/86
	0	TCU	12/6/86
10.	1	17 times - most recent: Wyoming	2/28/17

Fewest Blocks

1.	0	162 times - most recent: Air Force	2/29/20
----	---	---------------------------------------	---------

Most Turnovers

1.	36	at New Mexico	2/14/76
2.	32	Utah	2/9/73
	32	Wyoming	2/5/72
4.	30	IPFW	11/16/02
	30	West Texas State	12/17/77
	30	Denver	1/4/75
7.	28	Seattle	11/20/99
	28	at UTEP	2/9/80
	28	Chapman	12/6/74
	28	at BYU	1/5/73
11.	26	Southwest Missouri	12/21/93
	26	Northern Colorado	11/30/91
	26	at BYU	3/5/76
	26	at Montana	1/17/76
	26	Cal State Northridge	12/3/74
16.	25	CSU-Pueblo	11/10/06
	25	Nevada	1/2/99
	25	Utah State	1/16/75
	25	Cal Poly	12/2/72
	25	Rice	12/10/70
	25	at Utah State	1/21/67

Most Fouls

1.	37	UNLV	1/26/04
2.	36	Florida Atlantic	11/18/02
	36	Oral Roberts	12/17/88
	36	Arizona State	2/24/78
5.	35	Manhattan	11/22/11
6.	34	at Arizona State	1/28/78
7.	33	Montana	11/9/12
	33	San Diego State	1/24/04
	33	Texas A&M - Kingsville	11/25/02
10.	32	CSU-Pueblo	2/4/86
	32	Portland State	11/29/75
	32	at TCU	12/22/73
	32	Loyola Chicago	1/6/68
14.	31	Utah	3/6/10
	31	San Francisco	11/29/09
	31	West Texas A&M	11/27/93
	31	Wyoming	2/18/78
18.	30	19 times - most recent: New Mexico	1/14/17

GENERAL

THE RAMS

2019-20 REVIEW

HISTORY

UNIVERSITY

OPPONENTS

CSU Double-Doubles (since 1965-66)

Total Double-Doubles: 645

Points/Rebounds: 629

Points/Assists: 16

All-Time Double-Double Leaders


1.	49	Nico Carvacho	(132 Games)	2015-20
2.	35	Mike Childress	(48 Games)	1969-71
3.	28	Emmanuel Omogbo	(69 Games)	2015-17
4.	24	Jason Smith	(87 Games)	2004-07
5.	23	Tim Hall	(79 Games)	1972-75
6.	22	Pat Durham	(125 Games)	1985-89
7.	20	Alan Cunningham	(51 Games)	1976-78
	20	Gary Rhoades	(77 Games)	1970-73
9.	18	Andy Ogide	(94 Games)	2007-11
10.	17	Bob Rule	(44 Games)	1965-67
11.	14	Daniel Bejarano	(100 Games)	2011-15
	14	Colton Iverson	(35 Games)	2011-13
13.	13	Rick Fisher	(24 Games)	1970-71
	13	Brian Greene	(120 Games)	1999-03
	13	Barry Young	(81 Games)	1977-80
16.	12	J.J. Avila	(63 Games)	2013-15
	12	Pierce Hornung	(123 Games)	2009-13
	12	Travis Lackey	(71 Games)	1969-72
	12	Rich Strong	(117 Games)	1982-86
20.	10	Archie Weems	(47 Games)	1968-70

Points/Assists Double-Doubles

Rudy Carey	11 pts, 10 ast; BYU, 1/31/74
Rudy Carey	15 pts, 12 ast; Wisconsin-Milwaukee, 2/11/74
Fred Anzures	17 pts, 11 ast; Portland State, 1/8/77
Fred Anzures	23 pts, 11 ast; New Mexico, 3/5/77
Alton Brandon	13 pts, 11 ast; BYU, 1/25/79
Ryan Yoder	11 pts, 11 ast; East Carolina, 12/22/92
Ryan Yoder	16 pts, 11 ast; Rice, 12/30/92
Ryan Yoder	10 pts, 10 ast; Utah, 1/30/93
Ryan Yoder	14 pts, 11 ast; Colorado, 12/6/93
Ryan Yoder	15 pts, 11 ast; New Mexico, 1/20/94
Ryan Yoder	15 pts, 11 ast; at Fresno State, 3/3/94
Bobby Sellers	15 pts, 10 ast; Fresno State, 1/25/96
Milt Palacio	10 pts, 10 ast; UTEP, 1/10/98
Joe Macklin	11 pts, 10 ast; Wyoming, 2/9/02
Cory Lewis	11 pts, 10 ast; Wyoming, 2/24/07
Isaiah Stevens	26 pts, 12 ast; vs Tulsa, 12/21/19



Nico Carvacho




Mike Childress



Emmanuel Omogbo



Jason Smith



Tim Hall

Points

1.	676	Pat Durham	(35 Games)	1987-88
2.	649	Bill Green	(23 Games)	1962-63
3.	611	Pat Durham	(33 Games)	1988-89
4.	597	Gary Rhoades	(28 Games)	1972-73
5.	586	Mike Mitchell	(30 Games)	1989-90
6.	573	Bill Green	(27 Games)	1961-62
7.	568	David Evans	(30 Games)	1995-96
8.	552	Gian Clavell	(27 Games)	2016-17
	552	Milt Palacio	(30 Games)	1998-99
10.	549	Andy Ogide	(32 Games)	2010-11
11.	548	Barry Young	(27 Games)	1977-78
12.	547	Marcus Walker	(32 Games)	2007-08
13.	541	Antwan Scott	(33 Games)	2015-16
14.	533	Ceedric Goodwyn	(30 Games)	1999-00
15.	532	J.J. Avila	(32 Games)	2013-14
16.	527	Matt Nelson	(31 Games)	2002-03
17.	526	Pat Durham	(29 Games)	1986-87
18.	523	Daniel Bejarano	(32 Games)	2013-14
19.	518	J.J. Avila	(31 Games)	2014-15
20.	514	Nico Carvacho	(32 Games)	2018-19

Scoring Average (Minimum 15 Games)

1.	28.2	Bill Green	(23 Games)	1962-63
2.	21.3	Gary Rhoades	(28 Games)	1972-73
3.	21.2	Bill Green	(27 Games)	1961-62
4.	20.9	Lonnie Wright	(22 Games)	1965-66
5.	20.4	Gian Clavell	(27 Games)	2016-17
6.	20.3	Barry Young	(27 Games)	1977-78
7.	19.7	Lonnie Wright	(22 Games)	1964-65
8.	19.5	Mike Mitchell	(30 Games)	1989-90
9.	19.4	George Price	(24 Games)	1971-72
10.	19.3	Pat Durham	(35 Games)	1987-88
11.	19.0	Gary Rhoades	(24 Games)	1971-72
12.	18.9	David Evans	(30 Games)	1995-96
13.	18.9	Cliff Shegogg	(23 Games)	1969-70
14.	18.9	Alan Cunningham	(24 Games)	1976-77
15.	18.8	Rick Fisher	(24 Games)	1970-71
16.	18.7	Lorenzo Cash	(26 Games)	1975-76
17.	18.5	Pat Durham	(33 Games)	1988-89
18.	18.4	Milt Palacio	(30 Games)	1998-99
19.	18.1	Pat Durham	(29 Games)	1986-87
20.	17.7	Bill Green	(26 Games)	1960-61

Field Goals Made

1.	252	Pat Durham	(35 Games)	1987-88
2.	216	Nico Carvacho	(32 Games)	2018-19
3.	215	Andy Ogide	(32 Games)	2010-11
	215	Bill Green	(23 Games)	1962-63
5.	212	Barry Young	(27 Games)	1977-78
6.	209	Mike Mitchell	(30 Games)	1989-90
7.	206	Marcus Walker	(32 Games)	2007-08
	206	J.J. Avila	(31 Games)	2014-15
9.	205	Matt Nelson	(31 Games)	2002-03
10.	203	Bill Green	(27 Games)	1961-62
11.	202	George Price	(24 Games)	1971-72
12.	200	Rich Strong	(29 Games)	1985-86
	200	Lorenzo Cash	(26 Games)	1975-76
14.	198	David Evans	(30 Games)	1995-96
	198	Gary Rhoades	(28 Games)	1972-73
16.	196	Pat Durham	(33 Games)	1988-89
17.	193	Lonnie Wright	(22 Games)	1965-66
	193	Pat Durham	(29 Games)	1986-87
	193	Gian Clavell	(27 Games)	2016-17
20.	190	Ceedric Goodwyn	(30 Games)	1999-00

Field Goals Attempted

1.	510	Donald Dobler	(35 Games)	1948-49
2.	502	Pat Durham	(35 Games)	1987-88
3.	485	Gary Rhoades	(28 Games)	1972-73
4.	474	Ben Allen	(34 Games)	1948-49
5.	467	Marcus Walker	(32 Games)	2007-08
6.	459	George Price	(24 Games)	1971-72
7.	450	Daniel Bejarano	(32 Games)	2013-14
8.	449	Gian Clavell	(27 Games)	2016-17
9.	433	Bill Gossett	(33 Games)	1950-51
10.	418	Milt Palacio	(30 Games)	1998-99
11.	412	Wes Eikmeier	(32 Games)	2011-12
12.	411	Lonnie Wright	(22 Games)	1965-66
13.	410	J.J. Avila	(32 Games)	2013-14
14.	409	Barry Young	(27 Games)	1977-78
15.	407	Dennis Stuehm	(29 Games)	1953-54
16.	404	Antwan Scott	(33 Games)	2015-16
17.	403	David Evans	(30 Games)	1995-96
18.	400	Prentiss Nixon	(36 Games)	2016-17
	400	Gary Hibbard	(23 Games)	1955-56
20.	398	Mike Mitchell	(30 Games)	1989-90

Field Goal Percentage (Minimum 40 Made)

1.	.670	Stuart Creason	(118-176)	2006-07
2.	.653	Pierce Hornung	(96-147)	2011-12
3.	.653	Dischon Thomas	(47-72)	2019-20
4.	.647	Xavier Kilby	(44-68)	2006-07
5.	.643	Matt Nelson	(205-319)	2002-03
6.	.637	Matt Nelson	(107-168)	2001-02
7.	.629	Tiel Daniels	(66-105)	2014-15
8.	.623	Michael Harrison	(160-257)	2005-06
9.	.619	Tiel Daniels	(120-194)	2015-16
10.	.615	Stuart Creason	(72-117)	2005-06
11.	.610	Pierce Hornung	(64-105)	2010-11
12.	.608	Matt Williams	(62-102)	2001-02
13.	.605	Matt Nelson	(153-253)	2004-05
14.	.602	Lorenzo Johnson	(50-83)	1995-96
15.	.597	Ryan Chilton	(74-124)	1994-95
16.	.596	Colton Iverson	(183-307)	2012-13
17.	.595	John Ford	(72-121)	1999-00
18.	.592	Nico Carvacho	(216-365)	2018-19
19.	.592	Dale Schlueter	(71-120)	1965-66
20.	.591	Matt Nelson	(133-225)	2003-04

3-Point Field Goals Made

1.	96	Antwan Scott	(33 Games)	2015-16
2.	90	Andy Birley	(33 Games)	2002-03
3.	88	David Evans	(30 Games)	1995-96
4.	85	Bryan Christiansen	(29 Games)	1996-97
5.	84	Mark Meredith	(30 Games)	1989-90
6.	79	Jeff Shelley	(28 Games)	1993-94
7.	78	Gian Clavell	(27 Games)	2016-17
8.	77	Andy Birley	(30 Games)	2001-02
9.	76	Joel Tribelhorn	(33 Games)	1988-89
10.	75	John Sivesind	(30 Games)	1998-99
11.	72	Keith Bonds	(29 Games)	1992-93
12.	70	Mark Meredith	(29 Games)	1990-91
	70	Stephan Gillling	(30 Games)	2006-07
14.	69	John Sivesind	(30 Games)	1999-00
15.	67	Joe De Ciman	(34 Games)	2015-16
	67	John Sivesind	(28 Games)	2000-01
17.	66	Prentiss Nixon	(27 Games)	2017-18
18.	65	J.D. Paige	(31 Games)	2018-19
	65	Aki Palmer	(30 Games)	1999-00
	65	Daniel Bejarano	(33 Games)	2014-15

GENERAL

THE RAMS

2019-20 REVIEW

HISTORY

UNIVERSITY

OPPONENTS

3-Point Field Goals Attempted

1.	231	Antwan Scott	(33 Games)	2015-16
2.	227	John Sivesind	(30 Games)	1998-99
3.	223	David Evans	(30 Games)	1995-96
4.	214	Bryan Christiansen	(29 Games)	1996-97
5.	213	Andy Birley	(33 Games)	2002-03
6.	202	Gian Clavell	(27 Games)	2016-17
	202	Jeff Shelley	(28 Games)	1993-94
8.	200	Prentiss Nixon	(27 Games)	2017-18
9.	195	Marcus Walker	(32 Games)	2007-08
10.	190	Daniel Bejarano	(32 Games)	2013-14
11.	184	Andy Birley	(30 Games)	2001-02
12.	181	Daniel Bejarano	(33 Games)	2014-15
13.	180	John Gillon	(34 Games)	2015-16
14.	179	Mark Meredith	(30 Games)	1989-90
15.	175	Prentiss Nixon	(36 Games)	2016-17
16.	172	Joe De Ciman	(34 Games)	2015-16
	172	Keith Bonds	(29 Games)	1992-93
18.	169	Jameel Mahmud	(29 Games)	1997-98
19.	167	J.D. Paige	(31 Games)	2018-19
20.	163	Mark Meredith	(29 Games)	1990-91
	163	David Evans	(25 Games)	1994-95

3-Point FG Percentage (Minimum 20 Made)

1.	.563	Joel Tribelhorn	(76-135)	1988-89
2.	.522	Trent Shippen	(59-113)	1987-88
3.	.494	Andy Birley	(42-85)	1999-00
4.	.476	Bobby Sellers	(30-63)	1995-96
5.	.473	John Sivesind	(69-146)	1999-00
6.	.469	Mark Meredith	(84-179)	1989-90
7.	.464	Aki Palmer	(65-140)	1999-00
8.	.456	Jameel Mahmud	(52-114)	1996-97
9.	.453	Sean Morris	(39-86)	2004-05
10.	.445	David Turcotte	(57-128)	1986-87
11.	.441	John Sivesind	(67-152)	2000-01
12.	.435	Kaipo Sabas	(27-62)	2011-12
13.	.435	John Tonje	(20-46)	2019-20
	.435	Stephan Gilling	(70-161)	2006-07
	.435	Kendle Moore	(60-138)	2019-20
	.435	Bryan Christiansen	(20-46)	1995-96
17.	.432	A. Masinton-Bonner	(41-95)	2017-18
18.	.431	Jesse Carr	(25-58)	2011-12
19.	.430	Cedric Goodwyn	(37-86)	1999-00
20.	.429	Mark Meredith	(70-163)	1990-91

Free Throws Made

1.	219	Bill Green	(23 Games)	1962-63
2.	218	Pat Durham	(33 Games)	1988-89
3.	201	Gary Rhoades	(28 Games)	1972-73
4.	172	Pat Durham	(35 Games)	1987-88
5.	167	Bill Green	(27 Games)	1961-62
6.	156	Dennis Stuehm	(29 Games)	1953-54
7.	154	Jason Smith	(30 Games)	2006-07
8.	152	John Gillon	(34 Games)	2015-16
9.	148	Gary Rhoades	(24 Games)	1971-72
10.	144	Aaron Atkinson	(31 Games)	1991-92
11.	143	Mike Mitchell	(30 Games)	1989-90
	143	Jon Octeus	(32 Games)	2013-14
13.	142	Jason Smith	(31 Games)	2005-06
14.	140	Bill Green	(26 Games)	1960-61
	140	Pat Durham	(29 Games)	1986-87
16.	137	Travis Franklin	(32 Games)	2010-11
17.	136	J.J. Avila	(32 Games)	2013-14
18.	135	Milt Palacio	(30 Games)	1998-99
19.	134	Daniel Bejarano	(32 Games)	2013-14
20.	133	Travis Franklin	(32 Games)	2009-10

Free Throws Attempted

1.	291	Bill Green	(23 Games)	1962-63
2.	290	Pat Durham	(33 Games)	1988-89
3.	263	Bill Green	(27 Games)	1961-62
4.	258	Gary Rhoades	(28 Games)	1972-73
5.	254	Dennis Stuehm	(29 Games)	1953-54
6.	249	Pat Durham	(35 Games)	1987-88
7.	244	Travis Franklin	(32 Games)	2009-10
8.	222	Colton Iverson	(35 Games)	2012-13
9.	213	Bill Green	(26 Games)	1960-61
10.	211	Travis Franklin	(32 Games)	2010-11
11.	210	Aaron Atkinson	(31 Games)	1991-92
12.	206	Pat Durham	(29 Games)	1986-87
13.	203	Gary Rhoades	(24 Games)	1971-72
14.	200	Jason Smith	(30 Games)	2006-07
15.	196	Nico Carvacho	(32 Games)	2019-20
	196	Mike Mitchell	(30 Games)	1989-90
17.	193	Barry Young	(27 Games)	1977-78
18.	189	Jon Octeus	(32 Games)	2013-14
19.	186	Jason Smith	(31 Games)	2005-06
20.	182	Donald Dobler	(35 Games)	1948-49

Free Throw Percentage (Minimum 30 Made)

1.	.928	Mark Meredith	(64-69)	1989-90
2.	.921	Reggie Talley	(35-38)	1979-80
3.	.915	Ryan Yoder	(107-117)	1993-94
4.	.913	Kevin Bromley	(42-46)	1980-81
5.	.908	John Sivesind	(59-65)	2000-01
6.	.897	Wes Eikmeier	(96-107)	2012-13
7.	.896	Willis Gardner	(60-67)	2007-08
8.	.882	Tom Vidakovich	(60-68)	1964-65
9.	.881	John Sivesind	(52-59)	1999-00
10.	.880	Ryan Yoder	(73-83)	1991-92
11.	.879	John Gillon	(152-173)	2015-16
12.	.878	Wes Eikmeier	(108-123)	2011-12
13.	.868	Joel Tribelhorn	(59-68)	1988-89
14.	.867	Ryan Yoder	(78-90)	1992-93
	.867	Tom Nowicki	(39-45)	1967-68
16.	.865	A. Masinton-Bonner	(45-52)	2018-19
17.	.865	Todd Benn	(32-37)	1982-83
18.	.861	Bob Caton	(31-36)	1969-70
19.	.857	Joe De Ciman	(54-63)	2014-15
20.	.855	Wes Eikmeier	(47-55)	2010-11

Rebounds

1.	414	Nico Carvacho	(1250-289d)	2018-19
2.	390	Mike Childress	(23 Games)	1969-70
3.	373	Emmanuel Omogbo	(1010-272d)	2016-17
4.	348	Mike Childress	(25 Games)	1970-71
5.	345	Nico Carvacho	(1000-245d)	2019-20
6.	342	Colton Iverson	(1170-225d)	2012-13
7.	331	Nico Carvacho	(1250-206d)	2017-18
8.	304	Jason Smith	(980-206d)	2006-07
9.	293	Pierce Hornung	(1330-160d)	2012-13
10.	288	Gary Hibbard	(23 Games)	1955-56
11.	271	Pat Durham	(520-219d)	1986-87
12.	269	Tim Hall	(26 Games)	1973-74
13.	268	Dennis Stuehm	(29 Games)	1953-54
14.	267	Daniel Bejarano	(730-194d)	2013-14
15.	265	Emmanuel Omogbo	(1020-163d)	2015-16
16.	261	Travis Lackey	(24 Games)	1971-72
17.	260	Tiel Daniels	(1210-139d)	2015-16
18.	258	Bill Green	(27 Games)	1961-62
19.	257	Bill Green	(26 Games)	1960-61
20.	254	Bill Gossett	(33 Games)	1950-51

Rebounding Average (Minimum 15 Games)

1.	17.0	Mike Childress	(23 Games)	1969-70
2.	13.9	Mike Childress	(25 Games)	1970-71
3.	12.9	Nico Carvacho	(32 Games)	2018-19
4.	12.5	Gary Hibbard	(23 Games)	1955-56
5.	10.9	Travis Lackey	(24 Games)	1971-72
6.	10.8	Nico Carvacho	(32 Games)	2019-20
7.	10.6	Larry Hoffner	(22 Games)	1958-59
8.	10.4	Emmanuel Omogbo	(36 Games)	2016-17
9.	10.3	Tim Hall	(26 Games)	1973-74
10.	10.3	Nico Carvacho	(32 Games)	2017-18
11.	10.3	Larry Hoffner	(23 Games)	1959-60
12.	10.1	Sonny Bustion	(22 Games)	1964-65
13.	10.1	Jason Smith	(30 Games)	2006-07
14.	9.9	Bill Green	(26 Games)	1960-61
15.	9.8	Bob Rule	(21 Games)	1965-66
16.	9.8	Colton Iverson	(35 Games)	2012-13
17.	9.7	Rick Fisher	(24 Games)	1970-71
18.	9.7	Ron Caylor	(23 Games)	1954-55
19.	9.6	Bill Green	(27 Games)	1961-62
20.	9.3	Pat Durham	(29 Games)	1986-87

Defensive Rebounds

1.	289	Nico Carvacho	(1250-289d)	2018-19
2.	272	Emmanuel Omogbo	(1010-272d)	2016-17
3.	245	Nico Carvacho	(1000-245d)	2019-20
4.	225	Colton Iverson	(1170-225d)	2012-13
5.	219	Pat Durham	(520-219d)	1986-87
6.	206	Nico Carvacho	(1250-206d)	2017-18
	206	Jason Smith	(980-206d)	2006-07
8.	194	Daniel Bejarano	(730-194d)	2013-14
9.	186	Daniel Bejarano	(500-186d)	2014-15
10.	170	Andy Ogide	(760-170d)	2010-11
11.	164	Matt Barnett	(620-164d)	1996-97
12.	163	Emmanuel Omogbo	(1020-163d)	2015-16
13.	160	Pierce Hornung	(1330-160d)	2012-13
14.	157	Jason Smith	(700-157d)	2005-06
15.	155	J.J. Avila	(820-155d)	2013-14
16.	154	Brian Greene	(680-154d)	2001-02
17.	152	Matt Barnett	(540-152d)	1995-96
18.	151	Barry Bailey	(630-151d)	1986-87
19.	147	Andy Ogide	(610-147d)	2009-10
20.	140	J.J. Avila	(910-140d)	2014-15
	140	Jeff Shelley	(810-140d)	1993-94

Defense Rebound Avg (Minimum 15 Games)

1.	9.0	Nico Carvacho	(32 Games)	2018-19
2.	7.7	Nico Carvacho	(32 Games)	2019-20
3.	7.6	Emmanuel Omogbo	(36 Games)	2016-17
4.	7.6	Pat Durham	(29 Games)	1986-87
5.	6.9	Jason Smith	(30 Games)	2006-07
6.	6.4	Nico Carvacho	(32 Games)	2017-18
7.	6.4	Colton Iverson	(35 Games)	2012-13
8.	6.1	Daniel Bejarano	(32 Games)	2013-14
9.	5.7	Matt Barnett	(29 Games)	1996-97
10.	5.6	Daniel Bejarano	(33 Games)	2014-15
11.	5.3	Andy Ogide	(32 Games)	2010-11
12.	5.2	Barry Bailey	(29 Games)	1986-87
13.	5.2	Pierce Hornung	(26 Games)	2011-12
14.	5.1	Brian Greene	(30 Games)	2001-02
15.	5.1	Gian Clavell	(10 Games)	2015-16
16.	5.1	Matt Barnett	(30 Games)	1995-96
17.	5.1	Jason Smith	(31 Games)	2005-06
18.	5.0	Jeff Shelley	(28 Games)	1993-94
19.	4.9	Emmanuel Omogbo	(33 Games)	2015-16
20.	4.9	Gian Clavell	(27 Games)	2016-17

Offensive Rebounds

1.	133	Pierce Hornung	(1330-160d)	2012-13
2.	125	Nico Carvacho	(1250-289d)	2018-19
	125	Nico Carvacho	(1250-206d)	2017-18
4.	121	Tiel Daniels	(1210-139d)	2015-16
5.	117	Colton Iverson	(1170-225d)	2012-13
6.	102	Emmanuel Omogbo	(1020-163d)	2015-16
7.	101	Emmanuel Omogbo	(1010-272d)	2016-17
8.	100	Nico Carvacho	(1000-245d)	2019-20
9.	98	Jason Smith	(980-206d)	2006-07
10.	93	Pierce Hornung	(930-134d)	2011-12
11.	91	J.J. Avila	(910-140d)	2014-15
12.	85	Nico Carvacho	(850-120d)	2016-17
13.	82	J.J. Avila	(820-155d)	2013-14
14.	81	Jeff Shelley	(810-140d)	1993-94
15.	79	Greg Smith	(790-98d)	2012-13
16.	76	Andy Ogide	(760-170d)	2010-11
	76	Kish Lewis	(760-100d)	1994-95
	76	Stanton Kidd	(760-96d)	2014-15
19.	74	Tiel Daniels	(740-80d)	2014-15
20.	73	Daniel Bejarano	(730-194d)	2013-14

Offense Rebound Avg (Minimum 15 Games)

1.	4.0	Pierce Hornung	(33 Games)	2012-13
2.	3.9	Nico Carvacho	(32 Games)	2017-18
	3.9	Nico Carvacho	(32 Games)	2018-19
4.	3.6	Pierce Hornung	(26 Games)	2011-12
5.	3.6	Tiel Daniels	(34 Games)	2015-16
6.	3.3	Colton Iverson	(35 Games)	2012-13
7.	3.3	Jason Smith	(30 Games)	2006-07
8.	3.1	Nico Carvacho	(32 Games)	2019-20
9.	3.1	Emmanuel Omogbo	(33 Games)	2015-16
10.	2.9	J.J. Avila	(31 Games)	2014-15
11.	2.9	Jeff Shelley	(28 Games)	1993-94
12.	2.8	Emmanuel Omogbo	(36 Games)	2016-17
13.	2.6	J.J. Avila	(32 Games)	2013-14
14.	2.5	Matt Barnett	(29 Games)	1997-98
15.	2.5	Kish Lewis	(31 Games)	1994-95
16.	2.4	Andy Ogide	(32 Games)	2010-11
17.	2.4	Nico Carvacho	(36 Games)	2016-17
18.	2.4	Damon Crawford	(28 Games)	1993-94
19.	2.3	Chuckie White	(27 Games)	1990-91
20.	2.3	Tiel Daniels	(32 Games)	2014-15

Assists

1.	204	Ryan Yoder		1992-93
2.	187	Ryan Yoder		1993-94
3.	155	Bobby Sellers		1995-96
4.	147	Milt Palacio		1996-97
5.	144	Isaiah Stevens		2019-20
6.	143	Milt Palacio		1997-98
7.	140	Rudy Carey		1973-74
8.	136	Cory Lewis		2005-06
9.	135	Cory Lewis		2006-07
10.	130	Milt Palacio		1998-99
	130	John Gillon		2015-16
12.	126	Ryan Yoder		1991-92
13.	124	Dorian Green		2012-13
14.	121	Micheal Morris		2002-03
15.	115	Andy Birley		2001-02
16.	114	Fred Anzures		1975-76
17.	112	Matt Barnett		1996-97
18.	110	John Gillon		2014-15
	110	Alton Brandon		1978-79
	110	J.J. Avila		2013-14

Assists Average (Minimum 15 Games)

1.	7.0	Ryan Yoder	(29 Games)	1992-93
2.	6.7	Ryan Yoder	(28 Games)	1993-94
3.	5.4	Rudy Carey	(26 Games)	1973-74
4.	5.2	Bobby Sellers	(30 Games)	1995-96
5.	5.1	Milt Palacio	(29 Games)	1996-97
6.	4.9	Milt Palacio	(29 Games)	1997-98
7.	4.7	Bobby Sellers	(23 Games)	1994-95
8.	4.6	Fred Anzures	(25 Games)	1975-76
9.	4.5	Cory Lewis	(30 Games)	2005-06
10.	4.5	Cory Lewis	(30 Games)	2006-07
	4.5	Isaiah Stevens	(32 Games)	2019-20
12.	4.3	Milt Palacio	(30 Games)	1998-99
13.	4.2	Fred Anzures	(24 Games)	1976-77
14.	4.1	Alton Brandon	(27 Games)	1978-79
15.	4.1	Ryan Yoder	(31 Games)	1991-92
16.	4.0	Micheal Morris	(24 Games)	2003-04
17.	4.0	Eddie Hughes	(27 Games)	1979-80
18.	3.9	Kevin Bromley	(27 Games)	1980-81
19.	3.9	Matt Barnett	(29 Games)	1996-97
20.	3.8	Andy Birley	(30 Games)	2001-02

Blocked Shots

1.	71	Ryan Chilton		1997-98
2.	66	Michael Harrison		2005-06
	66	Jason Smith		2005-06
4.	64	Stuart Creason		2006-07
5.	63	Ryan Chilton		1996-97
6.	62	Joe Vogel		1995-96
7.	57	Joe Vogel		1993-94
8.	47	Jason Smith		2006-07
	47	Pat Durham		1986-87
10.	44	Pat Durham		1988-89
	44	Matt Nelson		2002-03
	44	Micheal Morris		2002-03
13.	43	Joe Vogel		1994-95
14.	41	John Ford		1999-00
15.	39	Matt Nelson		2003-04
	39	Micheal Morris		2003-04
17.	38	Stuart Creason		2005-06
	38	Matt Nelson		2001-02
	38	Che Bob		2017-18
20.	37	Ceedric Goodwyn		1999-00

Blocked Shots Average (Minimum 15 Games)


1.	2.4	Ryan Chilton	(29 Games)	1997-98
2.	2.3	Joe Vogel	(27 Games)	1995-96
3.	2.2	Ryan Chilton	(29 Games)	1996-97
4.	2.1	Stuart Creason	(30 Games)	2006-07
5.	2.1	Michael Harrison	(31 Games)	2005-06
	2.1	Jason Smith	(31 Games)	2005-06
7.	2.0	Joe Vogel	(28 Games)	1993-94
8.	1.7	Matt Nelson	(22 Games)	2001-02
9.	1.6	Matt Nelson	(24 Games)	2003-04
	1.6	Micheal Morris	(24 Games)	2003-04
11.	1.6	Pat Durham	(29 Games)	1986-87
12.	1.6	Jason Smith	(30 Games)	2006-07
13.	1.6	Stuart Creason	(20 Games)	2007-08
14.	1.5	John Ford	(28 Games)	1999-00
15.	1.4	Matt Nelson	(31 Games)	2002-03
16.	1.4	Stuart Creason	(27 Games)	2005-06
17.	1.4	Joe Vogel	(31 Games)	1994-95
18.	1.4	Jason Smith	(26 Games)	2004-05
19.	1.3	Micheal Morris	(33 Games)	2002-03
	1.3	Pat Durham	(33 Games)	1988-89

Steals

1.	72	David Evans		1995-96
2.	68	Andre Mckanstry		1998-99
3.	66	Damon Crawford		1993-94
4.	62	J.J. Avila		2014-15
5.	61	Cory Lewis		2006-07
6.	60	Milt Palacio		1998-99
7.	59	Mike Mitchell		1989-90
8.	54	Pat Durham		1988-89
9.	53	Gian Clavell		2016-17
10.	49	Pierce Hornung		2011-12
	49	Brian Greene		2001-02
12.	48	Delmonte Madison		1995-96
13.	47	Cory Lewis		2005-06
	47	Mark Meredith		1990-91
15.	46	Doug Larson		1991-92
	46	David Evans		1994-95
17.	44	Milt Palacio		1997-98
	44	Delmonte Madison		1994-95
19.	43	Travis Franklin		2010-11
	43	Milt Palacio		1996-97
	43	Adam Nigon		2009-10

Steals Average (Minimum 15 Games)

1.	2.4	David Evans	(30 Games)	1995-96
2.	2.4	Damon Crawford	(28 Games)	1993-94
3.	2.3	Andre Mckanstry	(30 Games)	1998-99
4.	2.0	Cory Lewis	(30 Games)	2006-07
5.	2.0	Milt Palacio	(30 Games)	1998-99
	2.0	J.J. Avila	(31 Games)	2014-15
7.	2.0	Mike Mitchell	(30 Games)	1989-90
8.	2.0	Gian Clavell	(27 Games)	2016-17
9.	1.9	Pierce Hornung	(26 Games)	2011-12
10.	1.8	David Evans	(25 Games)	1994-95
11.	1.7	Aki Palmer	(24 Games)	2000-01
12.	1.6	Pat Durham	(33 Games)	1988-89
13.	1.6	Brian Greene	(30 Games)	2001-02
14.	1.6	Mark Meredith	(29 Games)	1990-91
15.	1.6	Delmonte Madison	(30 Games)	1995-96
16.	1.6	Cory Lewis	(30 Games)	2005-06
17.	1.6	Eddie Hughes	(27 Games)	1979-80
18.	1.5	Milt Palacio	(29 Games)	1997-98
19.	1.5	Doug Larson	(31 Games)	1991-92
20.	1.5	Milt Palacio	(29 Games)	1996-97



Games Played

1.	36	J.D. Paige	2016-17
	36	Emmanuel Omogbo	2016-17
	36	Prentiss Nixon	2016-17
	36	Nico Carvacho	2016-17
	36	A. Masinton-Bonner	2016-17
	36	Braden Koelliker	2016-17
7.	35	Trent Shippen	1987-88
	35	Pat Durham	1987-88
	35	Daniel Bejarano	2012-13
	35	Jon Octeus	2012-13
	35	Donald Dobler	1948-49
	35	Barry Bailey	1987-88
	35	Wes Eikmeier	2012-13
	35	Colton Iverson	2012-13
	35	Greg Smith	2012-13
	35	Glendon Anderson	1948-49
	35	Eric Frieauf	1987-88
	35	David Turcotte	1987-88
19.	34	Ben Allen	1948-49
	34	Raymond Williams	1948-49
	34	Stanton Kidd	2014-15
	34	Joe De Ciman	2014-15
	34	John Gillon	2014-15
	34	James Ranson	1948-49
	34	Dorian Green	2012-13
	34	John Gillon	2015-16
	34	Joe De Ciman	2015-16
	34	J.D. Paige	2015-16
	34	Tiel Daniels	2015-16

Games Started

1.	36	Emmanuel Omogbo	2016-17
	36	Prentiss Nixon	2016-17
	36	J.D. Paige	2016-17
4.	35	Pat Durham	1987-88
	35	Greg Smith	2012-13
	35	Colton Iverson	2012-13
	35	David Turcotte	1987-88
	35	Eric Frieauf	1987-88
	35	Wes Eikmeier	2012-13
	35	Trent Shippen	1987-88
	35	Barry Bailey	1987-88
12.	34	Joe De Ciman	2015-16
	34	Joe De Ciman	2014-15
	34	Stanton Kidd	2014-15
	34	Dorian Green	2012-13
	34	Tiel Daniels	2015-16
17.	33	Andy Birley	2002-03
	33	Nico Carvacho	2016-17
	33	Pat Durham	1988-89
	33	Daniel Bejarano	2014-15
	33	Pierce Hornung	2012-13

**Minutes (38 with 1000+ since records kept)**

1.	1171	J.D. Paige	2016-17
2.	1153	Prentiss Nixon	2016-17
3.	1121	Lynn Tryon	1990-91
4.	1120	Dorian Green	2009-10
5.	1115	Dorian Green	2012-13
6.	1112	Joe De Ciman	2015-16
7.	1097	Andy Birley	2002-03
8.	1095	Emmanuel Omogbo	2016-17
9.	1084	Wes Eikmeier	2012-13
10.	1083	Daniel Bejarano	2013-14
11.	1079	John Gillon	2015-16
12.	1076	Todd Benn	1984-85
	1076	Dorian Green	2011-12
14.	1075	Jon Octeus	2013-14
15.	1073	Milt Palacio	1998-99
16.	1070	J.J. Avila	2013-14
17.	1069	Marcus Walker	2007-08
18.	1068	Mark Meredith	1990-91
19.	1054	Lynn Tryon	1989-90
20.	1047	Rich Strong	1983-84

Minutes Average (Minimum 15 Games)

1.	38.9	Lawrence Neal	(25 Games)	1976-77
2.	38.7	Lynn Tryon	(29 Games)	1990-91
3.	38.2	Eddie Hughes	(27 Games)	1979-80
4.	37.3	Ray Lego	(27 Games)	1982-83
5.	36.8	Mark Meredith	(29 Games)	1990-91
6.	36.6	Gian Clavell	(27 Games)	2016-17
7.	35.9	Todd Benn	(30 Games)	1984-85
8.	35.9	Rich Strong	(29 Games)	1985-86
9.	35.8	Milt Palacio	(30 Games)	1998-99
10.	35.4	Alan Cunningham	(24 Games)	1976-77
11.	35.3	Eddie Hughes	(26 Games)	1980-81
12.	35.1	Lynn Tryon	(30 Games)	1989-90
13.	35.0	Dorian Green	(32 Games)	2009-10
14.	34.9	Rich Strong	(30 Games)	1983-84
15.	34.8	Rich Strong	(30 Games)	1984-85
16.	34.5	Barry Young	(27 Games)	1977-78
17.	34.5	Tery Larrew	(17 Games)	1975-76
18.	34.4	Barry Sabas	(22 Games)	1975-76
19.	34.4	Mike Mitchell	(30 Games)	1989-90
20.	34.2	Ryan Yoder	(28 Games)	1993-94

Points

1.	2700	(34 Games)	2015-16
2.	2611	(36 Games)	2016-17
3.	2553	(35 Games)	2012-13
4.	2454	(34 Games)	2014-15
5.	2450	(33 Games)	2002-03
6.	2415	(32 Games)	2019-20
7.	2393	(32 Games)	2018-19
8.	2355	(30 Games)	1995-96
9.	2347	(32 Games)	2013-14
10.	2321	(31 Games)	1994-95
11.	2314	(32 Games)	2017-18
12.	2294	(31 Games)	2005-06
13.	2279	(32 Games)	2010-11
14.	2243	(32 Games)	2011-12
15.	2202	(35 Games)	1987-88
16.	2180	(29 Games)	1996-97
17.	2178	(30 Games)	2006-07
18.	2172	(29 Games)	1992-93
19.	2168	(30 Games)	1998-99
20.	2153	(28 Games)	1993-94

Scoring Average

1.	79.4	(34 Games)	2015-16
2.	79.2	(25 Games)	1970-71
3.	79.2	(24 Games)	1971-72
4.	78.5	(30 Games)	1995-96
5.	78.2	(23 Games)	1969-70
6.	76.9	(28 Games)	1993-94
7.	76.5	(26 Games)	1974-75
8.	76.1	(27 Games)	1977-78
9.	75.9	(22 Games)	1965-66
10.	75.5	(32 Games)	2019-20
11.	75.2	(29 Games)	1996-97
12.	74.9	(29 Games)	1992-93
13.	74.9	(31 Games)	1994-95
14.	74.8	(32 Games)	2018-19
15.	74.2	(33 Games)	2002-03
16.	74.2	(24 Games)	1964-65
17.	74.0	(31 Games)	2005-06
18.	73.7	(26 Games)	1975-76
19.	73.6	(27 Games)	1978-79
20.	73.5	(24 Games)	1967-68

Field Goals Made

1.	881	(35 Games)	2012-13
2.	879	(36 Games)	2016-17
3.	878	(34 Games)	2015-16
4.	876	(33 Games)	2002-03
5.	866	(32 Games)	2018-19
6.	851	(30 Games)	1995-96
7.	841	(32 Games)	2019-20
8.	837	(34 Games)	2014-15
9.	822	(27 Games)	1978-79
10.	811	(32 Games)	2017-18
11.	809	(30 Games)	1984-85
12.	803	(27 Games)	1977-78
13.	801	(31 Games)	2005-06
14.	798	(32 Games)	2010-11
15.	797	(26 Games)	1974-75
16.	794	(35 Games)	1987-88
17.	782	(27 Games)	1979-80
18.	777	(31 Games)	1994-95
19.	774	(25 Games)	1970-71
20.	770	(32 Games)	2013-14

Field Goals Attempted

1.	2465	(35 Games)	1948-49
2.	2098	(28 Games)	1951-52
3.	2070	(36 Games)	2016-17
4.	2065	(34 Games)	2015-16
5.	2056	(29 Games)	1953-54
6.	1961	(35 Games)	2012-13
7.	1941	(32 Games)	2017-18
8.	1907	(28 Games)	1972-73
9.	1901	(34 Games)	2014-15
10.	1860	(33 Games)	1950-51
11.	1818	(32 Games)	2018-19
12.	1798	(32 Games)	2013-14
13.	1793	(32 Games)	2019-20
14.	1789	(26 Games)	1952-53
15.	1783	(25 Games)	1970-71
16.	1746	(24 Games)	1971-72
17.	1743	(31 Games)	1994-95
18.	1733	(33 Games)	2002-03
19.	1729	(27 Games)	1977-78
20.	1722	(31 Games)	2008-09

Field Goal Percentage

1.	.507	(593-1169)	1962-63
2.	.506	(851-1683)	1995-96
3.	.505	(876-1733)	2002-03
4.	.498	(730-1465)	1988-89
5.	.495	(809-1633)	1984-85
6.	.495	(722-1458)	1983-84
7.	.493	(714-1448)	1989-90
8.	.491	(801-1630)	2005-06
9.	.488	(768-1573)	2006-07
10.	.488	(822-1685)	1978-79
11.	.488	(768-1575)	1975-76
12.	.482	(737-1528)	2001-02
13.	.481	(794-1651)	1987-88
14.	.479	(666-1391)	2000-01
15.	.479	(703-1469)	1964-65
16.	.478	(659-1379)	1982-83
17.	.477	(720-1509)	1999-00
18.	.476	(866-1818)	2018-19
19.	.476	(716-1505)	1976-77
20.	.475	(755-1590)	1996-97

3-Point Field Goals Made

1.	326	(34 Games)	2015-16
2.	259	(32 Games)	2018-19
3.	258	(32 Games)	2019-20
4.	257	(36 Games)	2016-17
5.	255	(30 Games)	1999-00
6.	245	(34 Games)	2014-15
7.	225	(32 Games)	2017-18
8.	212	(28 Games)	1993-94
9.	196	(32 Games)	2007-08
10.	193	(31 Games)	2008-09
11.	192	(29 Games)	1996-97
12.	189	(32 Games)	2011-12
13.	188	(30 Games)	1998-99
14.	187	(30 Games)	1989-90
	187	(32 Games)	2010-11
16.	185	(31 Games)	2005-06
17.	183	(28 Games)	2000-01
18.	182	(30 Games)	1995-96
19.	181	(29 Games)	1992-93
20.	180	(35 Games)	2012-13
	180	(31 Games)	1994-95

3-Point Field Goals Attempted

1.	896	(34 Games)	2015-16
2.	758	(36 Games)	2016-17
3.	722	(32 Games)	2018-19
4.	705	(32 Games)	2019-20
5.	699	(34 Games)	2014-15
6.	684	(32 Games)	2017-18
7.	577	(32 Games)	2007-08
8.	576	(30 Games)	1999-00
9.	561	(32 Games)	2010-11
	561	(28 Games)	1993-94
11.	543	(30 Games)	1998-99
12.	542	(31 Games)	2008-09
13.	540	(31 Games)	1994-95
14.	532	(35 Games)	2012-13
15.	522	(32 Games)	2013-14
16.	502	(32 Games)	2009-10
17.	499	(29 Games)	1996-97
18.	473	(31 Games)	2005-06
	473	(32 Games)	2011-12
20.	471	(29 Games)	1992-93

3-Point FG Percentage

1.	.462	(141-305)	1988-89
2.	.443	(255-576)	1999-00
3.	.418	(135-323)	1987-88
4.	.416	(187-449)	1989-90
5.	.403	(183-454)	2000-01
6.	.400	(189-473)	2011-12
7.	.395	(182-461)	1995-96
8.	.391	(185-473)	2005-06
9.	.385	(192-499)	1996-97
10.	.384	(181-471)	1992-93
11.	.381	(149-391)	1990-91
12.	.380	(143-376)	2001-02
13.	.378	(212-561)	1993-94
14.	.374	(164-438)	1991-92
15.	.372	(163-438)	2006-07
16.	.367	(73-199)	1986-87
17.	.366	(258-705)	2019-20
18.	.364	(326-896)	2015-16
19.	.361	(137-380)	2002-03
20.	.359	(259-722)	2018-19

Free Throws Made

1.	637	(32 Games)	2013-14
2.	618	(34 Games)	2015-16
3.	611	(35 Games)	2012-13
4.	596	(36 Games)	2016-17
5.	587	(31 Games)	1994-95
6.	561	(33 Games)	2002-03
7.	535	(34 Games)	2014-15
	535	(32 Games)	2009-10
9.	526	(32 Games)	2011-12
10.	525	(29 Games)	1953-54
11.	524	(33 Games)	1988-89
12.	521	(29 Games)	2003-04
13.	507	(31 Games)	2005-06
14.	499	(29 Games)	1992-93
15.	496	(32 Games)	2010-11
	496	(26 Games)	1960-61
17.	495	(31 Games)	1991-92
18.	493	(25 Games)	1956-57
19.	485	(28 Games)	2004-05
20.	479	(30 Games)	2006-07
	479	(35 Games)	1987-88

Free Throws Attempted

1.	877	(32 Games)	2013-14
2.	861	(34 Games)	2015-16
3.	855	(35 Games)	2012-13
4.	822	(26 Games)	1952-53
5.	815	(36 Games)	2016-17
6.	806	(31 Games)	1994-95
7.	805	(33 Games)	2002-03
8.	803	(29 Games)	1953-54
9.	794	(34 Games)	2014-15
10.	791	(32 Games)	2009-10
11.	779	(35 Games)	1948-49
12.	732	(29 Games)	2003-04
13.	726	(25 Games)	1955-56
	726	(25 Games)	1956-57
15.	717	(26 Games)	1960-61
	717	(32 Games)	2010-11
17.	714	(31 Games)	1991-92
	714	(30 Games)	1998-99
19.	704	(31 Games)	2005-06
20.	701	(33 Games)	1988-89

Free Throw Percentage

1.	.768	(526-685)	2011-12
2.	.760	(379-499)	1975-76
3.	.748	(524-701)	1988-89
4.	.747	(444-594)	1972-73
5.	.740	(464-627)	1962-63
6.	.739	(298-403)	1981-82
7.	.739	(399-540)	1969-70
8.	.731	(596-815)	2016-17
9.	.730	(485-664)	2004-05
10.	.728	(587-806)	1994-95
11.	.726	(637-877)	2013-14
12.	.721	(459-637)	1993-94
13.	.720	(507-704)	2005-06
14.	.720	(499-693)	1992-93
15.	.719	(359-499)	2007-08
16.	.718	(618-861)	2015-16
17.	.718	(414-577)	1989-90
18.	.717	(467-651)	2017-18
19.	.716	(475-663)	2008-09
20.	.715	(471-659)	1995-96

Rebounds

1.	1400	(4930-907d)	2012-13
2.	1373	(4090-964d)	2016-17
3.	1361	(4410-920d)	2015-16
4.	1287	(4110-876d)	2014-15
5.	1231	(25 Games)	1970-71
6.	1202	(4050-797d)	2013-14
7.	1200	(3750-825d)	2017-18
8.	1175	(3740-801d)	2002-03
9.	1172	(24 Games)	1971-72
10.	1171	(28 Games)	1972-73
11.	1143	(2840-859d)	2019-20
12.	1140	(26 Games)	1974-75
13.	1127	(27 Games)	1961-62
14.	1123	(26 Games)	1960-61
15.	1120	(24 Games)	1967-68
16.	1117	(24 Games)	1968-69
17.	1116	(23 Games)	1969-70
18.	1114	(26 Games)	1973-74
19.	1105	(3540-751d)	2009-10
20.	1103	(25 Games)	1955-56

Rebounding Average

1.	49.2	(25 Games)	1970-71
2.	48.8	(24 Games)	1971-72
3.	48.5	(23 Games)	1969-70
4.	47.7	(23 Games)	1959-60
5.	46.7	(24 Games)	1967-68
6.	46.5	(24 Games)	1968-69
7.	46.4	(22 Games)	1958-59
8.	44.4	(23 Games)	1966-67
9.	44.1	(25 Games)	1955-56
10.	44.0	(23 Games)	1954-55
11.	43.8	(26 Games)	1974-75
12.	43.2	(26 Games)	1960-61
13.	43.1	(22 Games)	1965-66
14.	42.8	(26 Games)	1973-74
15.	41.8	(28 Games)	1972-73
16.	41.7	(27 Games)	1961-62
17.	40.5	(25 Games)	1956-57
18.	40.0	(34 Games)	2015-16
19.	40.0	(35 Games)	2012-13
20.	39.4	(25 Games)	1963-64

Defensive Rebounds

1.	964	(4090-964d)	2016-17
2.	920	(4410-920d)	2015-16
3.	907	(4930-907d)	2012-13
4.	876	(4110-876d)	2014-15
5.	862	(10-862d)	1962-63
6.	859	(2840-859d)	2019-20
7.	825	(2560-825d)	2018-19
	825	(3750-825d)	2017-18
9.	801	(3740-801d)	2002-03
10.	797	(4050-797d)	2013-14
11.	782	(3010-782d)	1986-87
12.	761	(3320-761d)	2010-11
13.	752	(2600-752d)	1977-78
14.	751	(3540-751d)	2009-10
15.	745	(2660-745d)	2011-12
16.	742	(3250-742d)	2001-02
17.	735	(3210-735d)	2005-06
18.	732	(2890-732d)	2007-08
19.	724	(3320-724d)	2006-07
20.	715	(3280-715d)	1998-99

Defense Rebound Avg

1.	37.5	(23 Games)	1962-63
2.	27.9	(27 Games)	1977-78
3.	27.1	(34 Games)	2015-16
4.	27.0	(29 Games)	1986-87
5.	26.8	(32 Games)	2019-20
6.	26.8	(36 Games)	2016-17
7.	25.9	(35 Games)	2012-13
8.	25.8	(32 Games)	2017-18
	25.8	(32 Games)	2018-19
10.	25.8	(34 Games)	2014-15
11.	25.1	(28 Games)	1993-94
12.	24.9	(32 Games)	2013-14
13.	24.9	(28 Games)	2004-05
14.	24.7	(30 Games)	2001-02
15.	24.6	(29 Games)	2003-04
16.	24.3	(33 Games)	2002-03
17.	24.1	(30 Games)	2006-07
18.	24.1	(28 Games)	2000-01
19.	24.0	(29 Games)	1996-97
20.	23.8	(30 Games)	1998-99

Offensive Rebounds

1.	493	(4930-907d)	2012-13
2.	441	(4410-920d)	2015-16
3.	411	(4110-876d)	2014-15
4.	409	(4090-964d)	2016-17
5.	405	(4050-797d)	2013-14
6.	378	(3780-684d)	1994-95
7.	375	(3750-825d)	2017-18
8.	374	(3740-801d)	2002-03
9.	365	(3650-625d)	1992-93
10.	354	(3540-751d)	2009-10
11.	344	(3440-678d)	2008-09
12.	342	(3420-690d)	1997-98
13.	332	(3320-761d)	2010-11
	332	(3320-724d)	2006-07
15.	328	(3280-715d)	1998-99
16.	325	(3250-742d)	2001-02
17.	321	(3210-735d)	2005-06
18.	315	(3150-641d)	1991-92
19.	302	(3020-703d)	1993-94
20.	301	(3010-782d)	1986-87

Offense Rebound Avg

1.	14.1	(35 Games)	2012-13
2.	13.0	(34 Games)	2015-16
3.	12.7	(32 Games)	2013-14
4.	12.6	(29 Games)	1992-93
5.	12.2	(31 Games)	1994-95
6.	12.1	(34 Games)	2014-15
7.	11.8	(29 Games)	1997-98
8.	11.7	(32 Games)	2017-18
9.	11.4	(36 Games)	2016-17
10.	11.3	(33 Games)	2002-03
11.	11.1	(31 Games)	2008-09
12.	11.1	(30 Games)	2006-07
13.	11.1	(32 Games)	2009-10
14.	10.9	(30 Games)	1998-99
15.	10.8	(30 Games)	2001-02
16.	10.8	(28 Games)	1993-94
17.	10.6	(28 Games)	2000-01
18.	10.5	(28 Games)	2004-05
19.	10.4	(29 Games)	1986-87
20.	10.4	(32 Games)	2010-11

Assists

1.	514		2002-03
2.	511		1996-97
3.	510		1984-85
4.	499		2014-15
5.	497		2019-20
6.	493		1992-93
7.	491		1995-96
8.	479		2005-06
9.	472		2018-19
10.	463		2001-02
11.	455		1993-94
	455		2015-16
13.	452		1989-90
14.	449		1983-84
15.	445		2012-13
16.	444		1994-95
17.	432		2000-01
18.	430		1999-00
19.	427		1988-89
20.	426		1997-98

Assists Average

1.	17.6 (29 Games)	1996-97
2.	17.0 (30 Games)	1984-85
	17.0 (29 Games)	1992-93
4.	16.4 (30 Games)	1995-96
5.	16.3 (28 Games)	1993-94
6.	15.6 (33 Games)	2002-03
7.	15.5 (32 Games)	2019-20
8.	15.5 (31 Games)	2005-06
9.	15.4 (30 Games)	2001-02
10.	15.4 (28 Games)	2000-01
11.	15.1 (28 Games)	2004-05
12.	15.1 (30 Games)	1989-90
13.	15.0 (30 Games)	1983-84
14.	14.8 (32 Games)	2018-19
15.	14.7 (29 Games)	1997-98
16.	14.7 (34 Games)	2014-15
17.	14.6 (29 Games)	1985-86
18.	14.6 (28 Games)	1982-83
19.	14.3 (30 Games)	1999-00
20.	14.3 (31 Games)	1994-95

Steals

1.	240	1998-99
2.	232	2010-11
3.	231	2009-10
4.	224	2005-06
5.	219	1993-94
6.	218	2016-17
7.	217	1995-96
8.	215	2006-07
9.	214	1988-89
10.	209	2019-20
11.	208	1996-97
12.	199	2018-19
13.	198	1994-95
14.	193	1999-00
15.	190	2017-18
	190	1991-92
	190	1992-93
	190	2014-15
19.	187	2001-02
20.	185	1997-98

Scoring Margin

1.	10.9	(71.7-60.8)	1962-63
2.	9.3	(72.9-63.7)	2012-13
3.	8.4	(67.6-59.3)	1989-90
4.	8.2	(68.5-60.2)	1963-64
5.	8.0	(72.2-64.1)	2014-15
6.	7.3	(65.7-58.3)	1953-54
7.	6.9	(69.7-62.8)	1959-60
8.	6.6	(64.5-57.9)	1960-61
9.	6.6	(66.8-60.2)	1997-98
10.	6.1	(79.2-73.1)	1971-72
11.	6.0	(70.2-64.1)	1999-00
12.	5.9	(79.2-73.3)	1970-71
13.	5.9	(72.3-66.4)	1998-99
14.	5.9	(76.5-70.7)	1974-75
15.	5.6	(69.0-63.4)	2000-01
16.	5.6	(62.9-57.3)	1987-88
17.	5.5	(75.2-69.7)	1996-97
18.	5.2	(76.9-71.7)	1993-94
19.	4.9	(70.8-65.9)	1976-77
20.	4.9	(78.2-73.3)	1969-70

Blocked Shots

1.	202	2005-06
2.	150	2004-05
3.	149	2002-03
4.	141	1995-96
5.	140	2003-04
6.	137	2006-07
7.	133	1999-00
8.	131	1996-97
9.	125	1997-98
10.	124	1994-95
11.	123	2016-17
12.	122	1998-99
13.	116	2014-15
14.	103	2013-14
15.	102	1993-94
	102	2017-18
17.	101	2007-08
18.	99	1985-86
19.	98	2001-02
20.	85	1977-78

Steals Average

1.	8.0	(30 Games)	1998-99
2.	7.8	(28 Games)	1993-94
3.	7.3	(32 Games)	2010-11
4.	7.2	(30 Games)	1995-96
5.	7.2	(31 Games)	2005-06
6.	7.2	(32 Games)	2009-10
7.	7.2	(29 Games)	1996-97
8.	7.2	(30 Games)	2006-07
9.	6.6	(29 Games)	1992-93
10.	6.5	(32 Games)	2019-20
11.	6.5	(33 Games)	1988-89
12.	6.4	(30 Games)	1999-00
13.	6.4	(31 Games)	1994-95
14.	6.4	(29 Games)	1997-98
15.	6.2	(30 Games)	2001-02
16.	6.2	(32 Games)	2018-19
17.	6.1	(31 Games)	1991-92
18.	6.1	(30 Games)	1989-90
19.	6.1	(36 Games)	2016-17
20.	5.9	(32 Games)	2017-18

Field Goal Pct Defense

1.	.308	(565-1836)	1953-54
2.	.342	(645-1885)	1951-52
3.	.350	(544-1555)	1954-55
4.	.370	(478-1293)	1959-60
5.	.374	(707-1890)	1950-51
6.	.382	(547-1431)	1958-59
7.	.389	(618-1588)	1961-62
8.	.390	(631-1617)	1955-56
9.	.390	(582-1491)	1957-58
10.	.390	(600-1537)	1956-57
11.	.392	(589-1503)	1997-98
12.	.395	(543-1375)	1960-61
13.	.400	(727-1817)	1996-97
14.	.402	(575-1430)	1963-64
15.	.403	(624-1550)	1968-69
16.	.405	(587-1451)	1966-67
17.	.405	(649-1602)	2004-05
18.	.407	(637-1567)	1969-70
19.	.407	(860-2115)	2016-17
20.	.407	(753-1851)	1970-71

Blocked Shots Average

1.	6.5	(31 Games)	2005-06
2.	5.4	(28 Games)	2004-05
3.	4.8	(29 Games)	2003-04
4.	4.7	(30 Games)	1995-96
5.	4.6	(30 Games)	2006-07
6.	4.5	(29 Games)	1996-97
7.	4.5	(33 Games)	2002-03
8.	4.4	(30 Games)	1999-00
9.	4.3	(29 Games)	1997-98
10.	4.1	(30 Games)	1998-99
11.	4.0	(31 Games)	1994-95
12.	3.6	(28 Games)	1993-94
13.	3.4	(36 Games)	2016-17
14.	3.4	(29 Games)	1985-86
15.	3.4	(34 Games)	2014-15
16.	3.3	(30 Games)	2001-02
17.	3.2	(32 Games)	2013-14
18.	3.2	(32 Games)	2017-18
19.	3.2	(32 Games)	2007-08
20.	3.1	(27 Games)	1977-78

Scoring Defense

1.	50.0	(30 Games)	1949-50
2.	55.3	(35 Games)	1948-49
3.	55.8	(33 Games)	1950-51
4.	57.3	(35 Games)	1987-88
5.	57.9	(26 Games)	1960-61
6.	58.3	(29 Games)	1953-54
7.	59.3	(30 Games)	1989-90
8.	59.3	(27 Games)	1981-82
9.	59.5	(28 Games)	1982-83
10.	59.8	(30 Games)	1983-84
11.	60.2	(25 Games)	1963-64
12.	60.2	(29 Games)	1997-98
13.	60.8	(23 Games)	1962-63
14.	60.9	(28 Games)	1951-52
15.	61.0	(33 Games)	1988-89
16.	61.5	(29 Games)	1990-91
17.	61.8	(27 Games)	1961-62
18.	62.8	(23 Games)	1959-60
19.	63.1	(25 Games)	1957-58
20.	63.4	(28 Games)	2000-01

3-Point FG Pct Defense

1.	.311	(171-550)	2000-01
2.	.315	(170-540)	2004-05
3.	.317	(272-858)	2016-17
4.	.317	(162-511)	1998-99
5.	.321	(128-399)	1990-91
6.	.331	(157-475)	1999-00
7.	.331	(197-596)	1996-97
8.	.333	(153-459)	2003-04
9.	.334	(201-602)	2010-11
10.	.337	(187-555)	2002-03
11.	.338	(135-400)	1987-88
12.	.339	(233-687)	2012-13
13.	.342	(142-415)	1989-90
14.	.342	(279-815)	2019-20
15.	.344	(156-453)	1993-94
16.	.349	(183-525)	1995-96
17.	.352	(283-804)	2015-16
18.	.352	(205-582)	2009-10
19.	.352	(142-403)	1988-89
20.	.355	(234-660)	2007-08

Rebounding Defense

1.	27.6	(33 Games)	1950-51
	27.6	(33 Games)	1988-89
3.	28.1	(35 Games)	2012-13
4.	28.8	(30 Games)	1989-90
5.	29.0	(35 Games)	1987-88
6.	29.7	(30 Games)	2006-07
7.	30.1	(30 Games)	1983-84
8.	30.3	(28 Games)	2000-01
9.	30.3	(32 Games)	2011-12
10.	30.4	(30 Games)	2001-02
11.	30.5	(23 Games)	1962-63
12.	30.8	(29 Games)	1990-91
13.	31.2	(33 Games)	2002-03
14.	31.7	(28 Games)	1982-83
15.	31.8	(29 Games)	1997-98
16.	31.9	(34 Games)	2014-15
17.	32.1	(32 Games)	2009-10
18.	32.2	(31 Games)	2005-06
19.	32.3	(30 games)	1999-00
20.	32.3	(29 games)	1985-86

Rebounding Margin

1.	11.9	(40.0-28.1)	2012-13
2.	7.0	(37.5-30.5)	1962-63
3.	6.0	(37.9-31.9)	2014-15
4.	5.5	(35.2-29.7)	2006-07
5.	5.4	(40.0-34.6)	2015-16
6.	5.2	(35.6-30.4)	2001-02
7.	4.9	(37.3-32.4)	1953-54
8.	4.8	(43.2-38.4)	1960-61
9.	4.8	(37.6-32.8)	2013-14
10.	4.5	(35.6-31.2)	2002-03
11.	4.4	(34.7-30.3)	2000-01
12.	3.8	(35.6-31.8)	1997-98
13.	3.5	(37.5-34.0)	1977-78
14.	3.5	(43.8-40.4)	1974-75
15.	3.4	(46.5-43.1)	1968-69
16.	3.3	(37.3-34.1)	1986-87
17.	3.0	(44.4-41.4)	1966-67
18.	2.8	(48.8-46.0)	1971-72
19.	2.7	(35.7-33.0)	2019-20
20.	2.6	(38.1-35.5)	2016-17

Games Played


1.	36	2016-17
2.	35	1948-49
	35	1987-88
	35	2012-13
5.	34	2015-16
	34	2014-15
7.	33	2002-03
	33	1950-51
	33	1988-89
10.	32	2010-11
	32	2007-08
	32	2019-20
	32	2018-19
	32	2013-14
	32	2011-12
	32	2017-18
	32	2009-10
18.	31	1994-95
	31	2008-09
	31	2005-06
	31	1991-92

Minutes

1.	7025	2012-13
2.	7000	2015-16
3.	6825	2014-15
4.	6625	2002-03
5.	6500	2019-20
6.	6475	2017-18
	6475	2011-12
8.	6450	2009-10
9.	6425	2010-11
	6425	2007-08
	6425	2018-19
12.	6400	2013-14
13.	6275	2008-09
14.	6250	1994-95
15.	6225	2005-06
	6225	1991-92
17.	6125	1995-96
18.	6075	2001-02
19.	6050	1998-99
	6050	2006-07

Minutes Average

1.	205.8	(34 Games)	2015-16
2.	204.2	(30 Games)	1995-96
3.	203.7	(27 Games)	1981-82
4.	203.4	(29 Games)	2003-04
5.	203.1	(32 Games)	2019-20
6.	202.6	(28 Games)	2004-05
7.	202.5	(30 Games)	2001-02
8.	202.4	(31 Games)	2008-09
9.	202.4	(32 Games)	2017-18
10.	202.3	(32 Games)	2011-12
11.	202.0	(25 Games)	1976-77
12.	201.8	(28 Games)	2000-01
13.	201.7	(30 Games)	2006-07
	201.7	(30 Games)	1998-99
15.	201.7	(29 Games)	1996-97
16.	201.6	(31 Games)	1994-95
17.	201.6	(32 Games)	2009-10
18.	201.2	(28 Games)	1993-94
19.	200.9	(28 Games)	1982-83
20.	200.8	(30 Games)	1983-84



Bill Green



Prentiss Nixon

Points

1.	1980	Pat Durham	(125 Games)	1985-89
2.	1682	Bill Green	(76 Games)	1960-63
3.	1641	Matt Nelson	(104 Games)	2000-05
4.	1554	Rich Strong	(117 Games)	1982-86
5.	1509	David Turcotte	(123 Games)	1984-88
6.	1464	Dorian Green	(130 Games)	2009-13
7.	1414	Nico Carvacho	(132 Games)	2015-20
8.	1413	Barry Young	(81 Games)	1977-80
9.	1360	Eddie Hughes	(106 Games)	1978-82
10.	1293	Gary Rhoades	(77 Games)	1970-73
11.	1281	Jason Smith	(87 Games)	2004-07
12.	1249	Brian Greene	(120 Games)	1999-03
13.	1246	Lonnie Wright	(69 Games)	1963-66
14.	1229	Andy Ogide	(94 Games)	2007-11
15.	1210	J.D. Paige	(124 Games)	2015-19
16.	1199	Wes Eikmeier	(96 Games)	2009-13
17.	1160	Cliff Shegogg	(72 Games)	1966-70
18.	1119	Daniel Bejarano	(100 Games)	2011-15
19.	1085	Chuck Newcomb	(70 Games)	1957-60
20.	1062	Gian Clavell	(70 Games)	2014-17

Scoring Average (Minimum 35 Games)

1.	22.1	Bill Green	(76 Games)	1960-63
2.	18.1	David Evans	(55 Games)	1994-96
3.	18.1	Lonnie Wright	(69 Games)	1963-66
4.	17.9	Alan Cunningham	(51 Games)	1976-78
5.	17.4	Barry Young	(81 Games)	1977-80
6.	17.1	Marcus Walker	(59 Games)	2007-09
7.	16.8	Gary Rhoades	(77 Games)	1970-73
8.	16.7	J.J. Avila	(63 Games)	2013-15
9.	16.1	Cliff Shegogg	(72 Games)	1966-70
10.	15.9	Ceedric Goodwyn	(60 Games)	1998-00
11.	15.8	Pat Durham	(125 Games)	1985-89
12.	15.8	Matt Nelson	(104 Games)	2000-05
13.	15.5	Chuck Newcomb	(70 Games)	1957-60
14.	15.4	Bob Rule	(44 Games)	1965-67
15.	15.3	Mike Childress	(48 Games)	1969-71
16.	15.2	Gian Clavell	(70 Games)	2014-17
17.	14.8	Antwan Scott	(37 Games)	2014-16
18.	14.7	Jason Smith	(87 Games)	2004-07
19.	14.6	Larry Hoffner	(70 Games)	1957-60
20.	14.5	George Price	(71 Games)	1969-72

Field Goals Made


1.	705	Pat Durham	(125 Games)	1985-89
2.	629	Rich Strong	(117 Games)	1982-86
3.	598	Matt Nelson	(104 Games)	2000-05
4.	578	Bill Green	(76 Games)	1960-63
5.	566	Eddie Hughes	(106 Games)	1978-82
6.	562	David Turcotte	(123 Games)	1984-88
7.	553	Nico Carvacho	(132 Games)	2015-20
8.	536	Barry Young	(81 Games)	1977-80
9.	501	Lonnie Wright	(69 Games)	1963-66
10.	486	Andy Ogide	(94 Games)	2007-11
11.	473	Brian Greene	(120 Games)	1999-03
12.	465	Cliff Shegogg	(72 Games)	1966-70
13.	456	Jason Smith	(87 Games)	2004-07
14.	441	Dorian Green	(130 Games)	2009-13
15.	438	George Price	(71 Games)	1969-72
16.	434	Gary Rhoades	(77 Games)	1970-73
17.	424	Chuck Newcomb	(70 Games)	1957-60
18.	411	J.D. Paige	(124 Games)	2015-19
19.	407	Todd Benn	(111 Games)	1981-85
20.	400	Tim Hall	(79 games)	1972-75
	400	Wes Eikmeier	(96 games)	2009-13

Field Goals Attempted

1.	1373	Pat Durham	(125 Games)	1985-89
2.	1205	Rich Strong	(117 Games)	1982-86
3.	1154	Eddie Hughes	(106 Games)	1978-82
4.	1149	David Turcotte	(123 Games)	1984-88
5.	1137	Harold Kinard	(101 Games)	1951-55
6.	1116	Barry Young	(81 Games)	1977-80
7.	1107	Lonnie Wright	(69 Games)	1963-66
8.	1100	Cliff Shegogg	(72 Games)	1966-70
9.	1081	Dorian Green	(130 Games)	2009-13
10.	1066	George Price	(71 Games)	1969-72
11.	1046	J.D. Paige	(124 Games)	2015-19
12.	1039	Gary Rhoades	(77 Games)	1970-73
13.	1031	Bill Green	(76 Games)	1960-63
14.	1021	Chuck Newcomb	(70 Games)	1957-60
15.	1019	Wes Eikmeier	(96 Games)	2009-13
16.	1017	Daniel Bejarano	(100 Games)	2011-15
17.	1011	Larry Hoffner	(70 Games)	1957-60
18.	991	Nico Carvacho	(132 Games)	2015-20
19.	984	Bob Betz	(83 Games)	1951-54
20.	976	Dennis Stuehm	(83 Games)	1951-54

Field Goal Percentage (Minimum 75 Made)

1.	.623	Michael Harrison	(160-257)	2005-06
2.	.622	Tiel Daniels	(186-299)	2014-16
3.	.620	Matt Nelson	(598-965)	2000-05
4.	.608	Matt Brown	(79-130)	2000-02
5.	.602	Stuart Creason	(328-545)	2004-08
6.	.596	Colton Iverson	(183-307)	2011-13
7.	.587	Pierce Hornung	(304-518)	2009-13
8.	.584	Dale Schlueter	(146-250)	1964-67
9.	.570	John Ford	(154-270)	1996-00
10.	.561	Rudy Watley	(151-269)	1976-80
11.	.561	Bill Green	(578-1031)	1960-63
12.	.559	David Fisher	(151-270)	1998-01
13.	.558	Nico Carvacho	(553-991)	2015-20
14.	.550	Andy Ogide	(486-883)	2007-11
15.	.550	Dwayne Molyneaux	(115-209)	1988-93
16.	.548	Andy Anderson	(188-343)	1988-90
17.	.548	Jason Smith	(456-832)	2004-07
18.	.539	Gerson Santo	(89-165)	2012-14
19.	.539	Joel Tribelhorn	(160-297)	1988-89
20.	.536	Lorenzo Cash	(240-448)	1974-76



Pat Durham

3-Point Field Goals Made

1.	234	Andy Birley	(121 Games)	1999-03
2.	211	John Sivesind	(88 Games)	1997-01
3.	197	Dorian Green	(130 Games)	2009-13
4.	167	J.D. Paige	(124 Games)	2015-19
5.	158	Daniel Bejarano	(100 Games)	2011-15
6.	154	Mark Meredith	(59 Games)	1989-91
7.	152	Prentiss Nixon	(94 Games)	2015-18
8.	150	David Evans	(55 Games)	1994-96
	150	Joe De Ciman	(123 Games)	2012-16
10.	149	Gian Clavell	(70 Games)	2014-17
11.	148	Wes Eikmeier	(96 Games)	2009-13
12.	144	Andre McFarland	(114 Games)	2007-11
	144	Bryan Christiansen	(79 Games)	1995-98
14.	130	Lynn Tryon	(115 Games)	1988-92
	130	Stephan Gilling	(61 Games)	2005-07
16.	125	Jon Rakeiecki	(91 Games)	2000-05
17.	124	Adam Nigon	(122 Games)	2007-11
18.	123	Ryan Yoder	(101 Games)	1990-94
19.	121	David Turcotte	(123 Games)	1984-88
20.	117	Jameel Mahmud	(82 Games)	1994-98

3-Point Field Goals Attempted

1.	552	Andy Birley	(121 Games)	1999-03
2.	532	Dorian Green	(130 Games)	2009-13
3.	482	John Sivesind	(88 Games)	1997-01
4.	481	J.D. Paige	(124 Games)	2015-19
5.	473	Daniel Bejarano	(100 Games)	2011-15
6.	457	Prentiss Nixon	(94 Games)	2015-18
7.	412	Gian Clavell	(70 Games)	2014-17
8.	407	Wes Eikmeier	(96 Games)	2009-13
9.	402	Joe De Ciman	(123 Games)	2012-16
10.	388	Bryan Christiansen	(79 Games)	1995-98
11.	386	David Evans	(55 Games)	1994-96
12.	367	Jon Rakeiecki	(91 Games)	2000-05
13.	363	Andre McFarland	(114 Games)	2007-11
14.	350	Lynn Tryon	(115 Games)	1988-92
15.	347	Marcus Walker	(59 Games)	2007-09
16.	342	Mark Meredith	(59 Games)	1989-91
17.	320	Adam Nigon	(122 Games)	2007-11
18.	309	Ryan Yoder	(101 Games)	1990-94
19.	303	Stephan Gilling	(61 Games)	2005-07
20.	297	Jameel Mahmud	(82 Games)	1994-98

3-Point FG Percentage (Minimum 40 Made)

1.	.563	Joel Tribelhorn	(76-135)	1988-89
2.	.480	Trent Shippen	(94-196)	1987-89
3.	.450	Mark Meredith	(154-342)	1989-91
4.	.450	Aki Palmer	(104-231)	1999-01
5.	.438	John Sivesind	(211-482)	1997-01
6.	.429	David Turcotte	(121-282)	1984-88
7.	.429	Stephan Gilling	(130-303)	2005-07
8.	.423	Ceedric Goodwyn	(55-130)	1998-00
9.	.422	Andy Birley	(232-550)	1999-03
10.	.411	Antwan Scott	(97-236)	2014-16
11.	.406	Sean Morris	(89-219)	2004-06
12.	.400	A. Masinton-Bonner	(100-250)	2016-19
13.	.398	Ryan Yoder	(123-309)	1990-94
14.	.397	Keith Bonds	(114-287)	1991-93
15.	.397	Tyson Maroney	(73-184)	1990-94
16.	.397	Andre McFarland	(144-363)	2007-11
17.	.394	Jameel Mahmud	(117-297)	1994-98
18.	.390	Adam Thistlewood	(110-282)	2018-20
19.	.389	David Evans	(150-386)	1994-96
20.	.388	Adam Nigon	(124-320)	2007-11

Free Throws Made

1.	569	Pat Durham	(125 Games)	1985-89
2.	526	Bill Green	(76 Games)	1960-63
3.	439	Matt Nelson	(104 Games)	2000-05
4.	425	Gary Rhoades	(77 Games)	1970-73
5.	385	Dorian Green	(130 Games)	2009-13
6.	361	Jason Smith	(87 Games)	2004-07
7.	345	Travis Franklin	(92 Games)	2008-11
8.	341	Barry Young	(81 Games)	1977-80
9.	338	Stan Albert	(74 Games)	1955-58
10.	315	Aaron Atkinson	(102 Games)	1990-94
11.	312	Matt Williams	(113 Games)	2001-05
12.	301	Nico Carvacho	(132 Games)	2015-20
13.	296	Rich Strong	(117 Games)	1982-86
14.	290	Brian Greene	(120 Games)	1999-03
15.	282	Greg Smith	(121 Games)	2009-13
16.	276	Dennis Stuehm	(83 Games)	1951-54
17.	268	Ryan Yoder	(101 Games)	1990-94
18.	264	David Turcotte	(123 Games)	1984-88
	264	John Gillon	(68 Games)	2014-16
20.	263	Glendon Anderson	(87 Games)	1948-51

Free Throws Attempted

1.	816	Pat Durham	(125 Games)	1985-89
2.	767	Bill Green	(76 Games)	1960-63
3.	579	Matt Nelson	(104 Games)	2000-05
4.	567	Nico Carvacho	(132 Games)	2015-20
5.	566	Gary Rhoades	(77 Games)	1970-73
6.	565	Travis Franklin	(92 Games)	2008-11
7.	510	Barry Young	(81 Games)	1977-80
8.	482	Dennis Stuehm	(83 Games)	1951-54
9.	481	Jason Smith	(87 Games)	2004-07
10.	478	Dorian Green	(130 Games)	2009-13
11.	462	Aaron Atkinson	(102 Games)	1990-94
12.	446	Stan Albert	(74 Games)	1955-58
13.	438	Matt Williams	(113 Games)	2001-05
14.	417	Larry Hoffner	(70 Games)	1957-60
15.	415	Rich Strong	(117 Games)	1982-86
16.	407	Glendon Anderson	(87 Games)	1948-51
17.	394	Harold Kinard	(101 Games)	1951-55
18.	391	Greg Smith	(121 Games)	2009-13
19.	387	Brian Greene	(120 Games)	1999-03
20.	363	Andy Ogide	(94 Games)	2007-11

Free Throw Percentage (Minimum 50 Made)


1.	.890	Ryan Yoder	(268-301)	1990-94
2.	.890	Tom Nowicki	(73-82)	1966-69
3.	.881	Wes Eikmeier	(251-285)	2009-13
4.	.868	Joel Tribelhorn	(59-68)	1988-89
5.	.862	A. Masinton-Bonner	(119-138)	2016-19
6.	.848	Kevin Bromley	(56-66)	1980-82
7.	.841	John Gillon	(264-314)	2014-16
8.	.832	John Sivesind	(149-179)	1997-01
9.	.831	Mark Meredith	(118-142)	1989-91
10.	.828	Willis Gardner	(120-145)	2007-09
11.	.822	Keith Bonds	(134-163)	1991-93
12.	.820	Ray Lego	(82-100)	1979-83
13.	.816	Todd Benn	(133-163)	1981-85
14.	.816	Isaiah Stevens	(84-103)	2019-20
15.	.813	Tom Vidakovich	(135-166)	1963-66
16.	.810	Prentiss Nixon	(238-294)	2015-18
	.810	Braden Koelliker	(51-63)	2016-17
18.	.806	Tim Murphy	(112-139)	1981-83
19.	.806	Hyron Edwards	(58-72)	2018-20
20.	.805	Dorian Green	(385-478)	2009-13

Rebounds

1.	1295	Nico Carvacho	(435o-860d)	2015-20
2.	851	Pat Durham	(52o-799d)	1985-89
3.	805	Rich Strong	(117 Games)	1982-86
4.	799	Pierce Hornung	(342o-457d)	2009-13
5.	772	Matt Barnett	(227o-545d)	1994-98
6.	741	Mike Childress	(48 Games)	1969-71
7.	726	Bill Green	(76 Games)	1960-63
8.	694	Daniel Bejarano	(185o-509d)	2011-15
9.	683	Jason Smith	(223o-460d)	2004-07
10.	663	Brian Greene	(212o-453d)	1999-03
	663	Tim Hall	(79 Games)	1972-75
12.	642	Richard Gregory	(75 Games)	1955-58
13.	638	Emmanuel Omogbo	(203o-435d)	2015-17
	638	Larry Hoffner	(70 Games)	1957-60
15.	627	Andy Ogide	(185o-442d)	2007-11
16.	610	Barry Bailey	(63o-547d)	1984-88
17.	577	Matt Nelson	(152o-425d)	2000-05
18.	569	Sonny Bustion	(70 Games)	
			1963-65,66-67	
19.	564	Gary Rhoades	(77 Games)	1970-73
20.	555	Gary Hibbard	(73 Games)	1953-56

Rebounding Average (Minimum 35 Games)

1.	15.4	Mike Childress	(48 Games)	1969-71
2.	9.8	Nico Carvacho	(132 Games)	2015-20
3.	9.8	Colton Iverson	(35 Games)	2011-13
4.	9.6	Bill Green	(76 Games)	1960-63
5.	9.2	Emmanuel Omogbo	(69 Games)	2015-17
6.	9.2	Bob Rule	(44 Games)	1965-67
7.	9.1	Larry Hoffner	(70 Games)	1957-60
8.	9.1	Alan Cunningham	(51 Games)	1976-78
9.	8.6	Richard Gregory	(75 Games)	1955-58
10.	8.4	Tim Hall	(79 Games)	1972-75
11.	8.1	Sonny Bustion	(70 Games)	
			1963-65,66-67	
12.	7.9	Jason Smith	(87 Games)	2004-07
13.	7.8	Larry Paige	(52 Games)	1976-78
14.	7.6	Gary Hibbard	(73 Games)	1953-56
15.	7.6	Archie Weems	(47 Games)	1968-70
16.	7.4	J.J. Avila	(63 Games)	2013-15
17.	7.3	Gary Rhoades	(77 Games)	1970-73
18.	7.3	Chuck Newcomb	(70 Games)	1957-60
19.	7.2	Travis Lackey	(71 Games)	1969-72
20.	6.9	Daniel Bejarano	(100 Games)	2011-15



Rich Strong

Defensive Rebounds


1.	860	Nico Carvacho	(435o-860d)	2015-20
2.	545	Matt Barnett	(227o-545d)	1994-98
3.	509	Daniel Bejarano	(185o-509d)	2011-15
4.	460	Jason Smith	(223o-460d)	2004-07
5.	457	Pierce Hornung	(342o-457d)	2009-13
6.	451	Brian Greene	(212o-451d)	1999-03
7.	442	Andy Ogide	(185o-442d)	2007-11
8.	435	Emmanuel Omogbo	(203o-435d)	2015-17
9.	425	Matt Nelson	(152o-425d)	2000-05
10.	375	Greg Smith	(156o-375d)	2009-13
11.	335	Joe Vogel	(179o-335d)	1992-96
12.	328	Matt Williams	(176o-328d)	2001-05
13.	327	Garrett Patik	(176o-327d)	1997-01
14.	319	Stuart Creason	(144o-319d)	2004-08
15.	306	Micheal Morris	(91o-306d)	2002-06
16.	305	Damon Crawford	(177o-305d)	1990-94
17.	302	Joe De Ciman	(77o-302d)	2012-16
18.	299	Ryan Chilton	(166o-299d)	1993-98
19.	296	Gian Clavell	(65o-296d)	2014-17
20.	295	Milt Palacio	(71o-295d)	1996-99
	295	J.J. Avila	(173o-295d)	2013-15

Defense Rebound Avg (Minimum 35 Games)

1.	6.5	Nico Carvacho	(132 Games)	2015-20
2.	6.4	Colton Iverson	(35 Games)	2011-13
3.	6.3	Emmanuel Omogbo	(69 Games)	2015-17
4.	5.3	Jason Smith	(87 Games)	2004-07
5.	5.1	Daniel Bejarano	(100 Games)	2011-15
6.	4.7	Andy Ogide	(94 Games)	2007-11
7.	4.7	J.J. Avila	(63 Games)	2013-15
8.	4.6	Matt Barnett	(119 Games)	1994-98
9.	4.5	Barry Bailey	(122 Games)	1984-88
10.	4.2	Gian Clavell	(70 Games)	2014-17
11.	4.1	Jeff Shelley	(35 Games)	1992-94
12.	4.1	Matt Nelson	(104 Games)	2000-05
13.	3.9	Che Bob	(48 Games)	2016-18
14.	3.8	Brian Greene	(120 Games)	1999-03
15.	3.7	Pierce Hornung	(123 Games)	2009-13
16.	3.6	Antwan Scott	(37 Games)	2014-16
17.	3.4	Milt Palacio	(88 Games)	1996-99
18.	3.3	Ceedric Goodwyn	(60 Games)	1998-00
19.	3.3	Tiel Daniels	(66 Games)	2014-16
20.	3.3	Ceedric Goodwyn	(60 games)	1998-00

Offensive Rebounds

1.	435	Nico Carvacho	(435o-860d)	2015-20
2.	342	Pierce Hornung	(342o-457d)	2009-13
3.	227	Matt Barnett	(227o-545d)	1994-98
4.	223	Jason Smith	(223o-460d)	2004-07
5.	212	Brian Greene	(212o-453d)	1999-03
6.	203	Emmanuel Omogbo	(203o-435d)	2015-17
7.	195	Tiel Daniels	(195o-219d)	2014-16
8.	185	Daniel Bejarano	(185o-509d)	2011-15
	185	Andy Ogide	(185o-442d)	2007-11
10.	183	Lorenzo Johnson	(185o-260d)	1994-98
11.	181	Travis Franklin	(181o-226d)	2008-11
12.	179	Joe Vogel	(179o-335d)	1992-96
13.	177	Aaron Atkinson	(177o-293d)	1990-94
14.	176	Garrett Patik	(176o-327d)	1997-01
	176	Matt Williams	(176o-328d)	2001-05
16.	174	Damon Crawford	(177o-305d)	1990-94
17.	173	J.J. Avila	(173o-295d)	2013-15
18.	166	Ryan Chilton	(167o-290d)	1993-98
19.	156	Greg Smith	(156o-375d)	2009-13
20.	152	Matt Nelson	(152o-425d)	2000-05



Fred Anzures

Offense Rebound Avg (Minimum 35 Games)

1.	3.3	Colton Iverson	(35 Games)	2011-13
2.	3.3	Nico Carvacho	(132 Games)	2015-20
3.	3.0	Tiel Daniels	(66 Games)	2014-16
4.	2.9	Emmanuel Omogbo	(69 Games)	2015-17
5.	2.8	Pierce Hornung	(123 Games)	2009-13
6.	2.7	J.J. Avila	(63 Games)	2013-15
7.	2.6	Jason Smith	(87 Games)	2004-07
8.	2.5	Jeff Shelley	(35 Games)	1992-94
9.	2.0	Andy Ogide	(94 Games)	2007-11
10.	2.0	Travis Franklin	(92 Games)	2008-11
11.	1.9	Matt Barnett	(119 Games)	1994-98
12.	1.9	Ronnie Clark	(77 Games)	2001-04
13.	1.9	Daniel Bejarano	(100 Games)	2011-15
14.	1.8	Braden Koelliker	(36 Games)	2016-17
15.	1.8	Garrett Patik	(99 Games)	1997-01
16.	1.8	Brian Greene	(120 Games)	1999-03
17.	1.7	Aaron Atkinson	(102 Games)	1990-94
18.	1.6	Lorenzo Johnson	(115 Games)	1994-98
19.	1.6	Che Bob	(48 Games)	2016-18
20.	1.6	Damon Crawford	(110 Games)	1990-94

Assists

1.	530	Ryan Yoder		1990-94
2.	420	Milt Palacio		1996-99
3.	410	Bobby Sellers		1992-96
4.	397	Eddie Hughes		1978-82
5.	373	Dorian Green		2009-13
6.	367	Micheal Morris		2002-06
7.	353	Matt Barnett		1994-98
8.	327	Andy Birley		1999-03
9.	302	Barry Bailey		1984-88
10.	293	Rich Strong		1982-86
11.	290	J.d. Paige		2015-19
12.	271	Cory Lewis		2005-07
13.	268	Alton Brandon		1975-79
14.	259	Fred Anzures		1973-77
15.	256	Lynn Tryon		1988-92
16.	252	Todd Benn		1981-85
17.	240	Nico Carvacho		2015-20
	240	John Gillon		2014-16
19.	236	John Dudley		1982-86
20.	234	Brian Greene		1999-03

Assists Average (Minimum 35 Games)

1.	5.2	Ryan Yoder	(101 Games)	1990-94
2.	4.8	Milt Palacio	(88 Games)	1996-99
3.	4.5	Cory Lewis	(60 Games)	2005-07
4.	3.8	Fred Anzures	(70 Games)	1973-77
5.	3.8	Bobby Sellers	(109 Games)	1992-96
6.	3.7	Eddie Hughes	(106 Games)	1978-82
7.	3.5	John Gillon	(68 Games)	2014-16
8.	3.2	Micheal Morris	(113 Games)	2002-06
9.	3.2	David Evans	(55 Games)	1994-96
10.	3.1	J.J. Avila	(63 Games)	2013-15
11.	3.0	Matt Barnett	(119 Games)	1994-98
12.	2.9	Dorian Green	(130 Games)	2009-13
13.	2.9	Aki Palmer	(54 Games)	1999-01
14.	2.7	Alton Brandon	(99 games)	1975-79
15.	2.7	Andy Birley	(121 Games)	1999-03
16.	2.7	Tim Murphy	(51 Games)	1981-83
17.	2.5	Willis Gardner	(57 Games)	2007-09
18.	2.5	Kevin Bromley	(52 Games)	1980-82
19.	2.5	Rich Strong	(117 Games)	1982-86
20.	2.5	Barry Bailey	(122 Games)	1984-88

Blocked Shots

1.	184	Ryan Chilton		1993-98
2.	180	Joe Vogel		1992-96
3.	155	Matt Nelson		2000-05
4.	153	Stuart Creason		2004-08
5.	149	Jason Smith		2004-07
6.	131	Micheal Morris		2002-06
7.	111	Pat Durham		1985-89
8.	109	Rich Strong		1982-86
9.	92	John Ford		1996-00
10.	80	Alan Cunningham		1976-78
11.	79	Nico Carvacho		2015-20
12.	66	Ceedric Goodwyn		1998-00
	66	Michael Harrison		2005-06
14.	62	Matt Williams		2001-05
15.	57	Pierce Hornung		2009-13
16.	55	Che Bob		2016-18
17.	52	Mark Steele		1981-83
18.	50	Lorenzo Johnson		1994-98
19.	50	Greg Smith		2009-13
20.	49	Andy Ogide		2007-11

Blocked Shots Average (Minimum 35 Games)

1.	1.7	Jason Smith	(87 Games)	2004-07
2.	1.6	Joe Vogel	(115 Games)	1992-96
3.	1.5	Ryan Chilton	(119 Games)	1993-98
4.	1.5	Matt Nelson	(104 Games)	2000-05
5.	1.5	Stuart Creason	(103 Games)	2004-08
6.	1.2	Micheal Morris	(113 Games)	2002-06
7.	1.1	Che Bob	(48 Games)	2016-18
8.	1.1	Ceedric Goodwyn	(60 Games)	1998-00
9.	1.1	Alan Cunningham	(51 Games)	1976-78
10.	1.0	Mark Steele	(51 Games)	1981-83
11.	0.9	Rich Strong	(117 Games)	1982-86
12.	0.9	Pat Durham	(125 Games)	1985-89
13.	0.9	John Ford	(107 Games)	1996-00
14.	0.8	Shawn Harris	(48 Games)	1998-00
15.	0.8	Ronnie Aguilar	(37 Games)	2005-08
16.	0.7	Colton Iverson	(35 Games)	2011-13
17.	0.7	Larry Paige	(52 Games)	1976-78
18.	0.6	Mike Gray	(59 Games)	1983-85
19.	0.6	Tiel Daniels	(66 Games)	2014-16
20.	0.6	Nico Carvacho	(132 Games)	2015-20

GENERAL

THE RAMS

2019-20 REVIEW

HISTORY

UNIVERSITY

OPPONENTS

Steals

1.	156	Pierce Hornung	2009-13
2.	147	Milt Palacio	1996-99
3.	128	Brian Greene	1999-03
4.	121	Adam Nigon	2007-11
5.	118	David Evans	1994-96
6.	110	J.D. Paige	2015-19
7.	109	Eddie Hughes	1978-82
8.	108	Cory Lewis	2005-07
	108	Damon Crawford	1990-94
10.	106	Ryan Yoder	1990-94
11.	105	Dorian Green	2009-13
12.	97	J.J. Avila	2013-15
13.	96	Travis Franklin	2008-11
14.	95	Micheal Morris	2002-06
15.	94	Gian Clavell	2014-17
16.	93	Bobby Sellers	1992-96
17.	92	Delmonte Madison	1994-96
18.	88	Andre Mckanstry	1997-99
19.	87	Matt Barnett	1994-98
20.	84	Andy Birley	1999-03
	84	Kendle Moore	2018-20

Steals Average (Minimum 35 Games)

1.	2.1	David Evans	(55 Games)	1994-96
2.	1.8	Cory Lewis	(60 Games)	2005-07
3.	1.7	Milt Palacio	(88 Games)	1996-99
4.	1.5	J.J. Avila	(63 Games)	2013-15
5.	1.5	Delmonte Madison	(61 Games)	1994-96
6.	1.5	Andre Mckanstry	(58 Games)	1997-99
7.	1.3	Gian Clavell	(70 Games)	2014-17
8.	1.3	Kendle Moore	(64 Games)	2018-20
9.	1.3	Mark Meredith	(59 Games)	1989-91
10.	1.3	Aki Palmer	(54 Games)	1999-01
11.	1.3	Pierce Hornung	(123 Games)	2009-13
12.	1.2	Hyron Edwards	(52 Games)	2018-20
13.	1.1	Keith Bonds	(59 Games)	1991-93
14.	1.1	Marcus Walker	(59 Games)	2007-09
15.	1.1	Brian Greene	(120 Games)	1999-03
16.	1.0	Ryan Yoder	(101 Games)	1990-94
17.	1.0	Travis Franklin	(92 Games)	2008-11
18.	1.0	Eddie Hughes	(106 Games)	1978-82
19.	1.0	Sean Morris	(50 Games)	2004-06
20.	1.0	Adam Nigon	(122 Games)	2007-11

Games Played

1.	132	Nico Carvacho	2015-20
2.	130	Dorian Green	2009-13
3.	125	Pat Durham	1985-89
4.	124	J.D. Paige	2015-19
5.	123	David Turcotte	1984-88
	123	Joe De Ciman	2012-16
	123	Pierce Hornung	2009-13
8.	122	Barry Bailey	1984-88
	122	Adam Nigon	2007-11
10.	121	Greg Smith	2009-13
	121	Andy Birley	1999-03
12.	120	Brian Greene	1999-03
13.	119	Matt Barnett	1994-98
	119	Ryan Chilton	1993-98
15.	117	Rich Strong	1982-86
16.	116	John Dudley	1982-86
17.	115	Joe Vogel	1992-96
	115	Lynn Tryon	1988-92
	115	Lorenzo Johnson	1994-98
20.	114	Andre McFarland	2007-11

Games Started

1.	130	Dorian Green	2009-13
2.	129	Nico Carvacho	2015-20
3.	117	Rich Strong	1982-86
4.	113	Pat Durham	1985-89
5.	107	David Turcotte	1984-88
6.	100	Eddie Hughes	1978-82
7.	98	Matt Barnett	1994-98
8.	92	Andy Ogide	2007-11
	92	Todd Benn	1981-85
	92	Lynn Tryon	1988-92
11.	90	Joe De Ciman	2012-16
12.	89	J.D. Paige	2015-19
13.	88	John Sivesind	1997-01
	88	Wes Eikmeier	2009-13
	88	Milt Palacio	1996-99
16.	86	Eric Frieauf	1987-90
17.	84	Barry Bailey	1984-88
18.	81	Adam Nigon	2007-11
	81	Aaron Atkinson	1990-94
20.	80	Joe Vogel	1992-96

Minutes

1.	4247	Dorian Green	2009-13
2.	4063	Rich Strong	1982-86
3.	3648	Nico Carvacho	2015-20
4.	3510	J.D. Paige	2015-19
5.	3414	Todd Benn	1981-85
6.	3299	Andy Birley	1999-03
7.	3289	Matt Barnett	1994-98
8.	3192	John Sivesind	1997-01
9.	3038	Pierce Hornung	2009-13
10.	2987	Joe De Ciman	2012-16
11.	2964	Lynn Tryon	1988-92
12.	2913	Milt Palacio	1996-99
13.	2871	Wes Eikmeier	2009-13
14.	2870	Daniel Bejarano	2011-15
15.	2827	Ryan Yoder	1990-94
16.	2813	Micheal Morris	2002-06
17.	2807	Matt Nelson	2000-05
18.	2799	Eddie Hughes	1978-82
19.	2747	Brian Greene	1999-03
20.	2721	Bobby Sellers	1992-96

Minutes Average

1.	34.7	Rich Strong	(117 Games)	1982-86
2.	34.7	Lawrence Neal	(52 Games)	1976-78
3.	34.5	Mark Meredith	(59 Games)	1989-91
4.	34.2	Alan Cunningham	(51 Games)	1976-78
5.	33.7	David Evans	(55 Games)	1994-96
6.	32.9	Milt Palacio	(88 Games)	1996-99
7.	32.8	Marcus Walker	(59 Games)	2007-09
8.	32.8	J.J. Avila	(63 Games)	2013-15
9.	32.7	John Sivesind	(88 Games)	1997-01
10.	32.7	Dorian Green	(130 Games)	2009-13
11.	32.4	Barry Sabas	(48 Games)	1974-76
12.	32.4	Larry Paige	(52 Games)	1976-78
13.	31.7	Mark Steele	(51 Games)	1981-83
14.	31.0	Willis Gardner	(57 Games)	2007-09
15.	31.0	Gian Clavell	(70 Games)	2014-17
16.	31.0	Cory Lewis	(60 Games)	2005-07
17.	30.2	Todd Benn	(111 Games)	1981-85
18.	29.9	Wes Eikmeier	(96 Games)	2009-13
19.	29.7	Keith Bonds	(59 Games)	1991-93
20.	29.7	Kendle Moore	(64 Games)	2018-20

Starting with 1948-49 (breakdowns of rebounds vary by athlete, career stats are still being refined so corrections and additional information are appreciated - please send to john.a.martin@colostate.edu)

ABBOTT, Don

Year	Total					3-Point			F-Throw			Rebounds													
	GP	GS	Min	Avg	FG	FGA	Pct	FG	FGA	Pct	FT	FTA	Pct	Off	Def	Tot	Avg	PF	FO	Ast	TO	Blk	Stl	Pts	Avg
1961-62	17	0	0	0.0	7	30	.233	0	0	.000	0	2	.000	-	-	9	0.5	5	0	0	0	0	0	14	0.8

ABEYTA, Keith

Year	Total					3-Point			F-Throw			Rebounds													
	GP	GS	Min	Avg	FG	FGA	Pct	FG	FGA	Pct	FT	FTA	Pct	Off	Def	Tot	Avg	PF	FO	Ast	TO	Blk	Stl	Pts	Avg
1987-88	17	0	80	4.7	12	23	.522	2	8	.250	9	11	.818	-	-	6	0.4	11	0	2	2	0	3	35	2.1

ADAMO, Sam

Year	Total					3-Point			F-Throw			Rebounds													
	GP	GS	Min	Avg	FG	FGA	Pct	FG	FGA	Pct	FT	FTA	Pct	Off	Def	Tot	Avg	PF	FO	Ast	TO	Blk	Stl	Pts	Avg
1998-99	2	0	7	3.5	0	1	.000	0	1	.000	0	0	.000	0	0	0	0.0	0	0	1	0	0	0	0	0.0

AGUILAR, Ronnie

Year	Total					3-Point			F-Throw			Rebounds													
	GP	GS	Min	Avg	FG	FGA	Pct	FG	FGA	Pct	FT	FTA	Pct	Off	Def	Tot	Avg	PF	FO	Ast	TO	Blk	Stl	Pts	Avg
2006-07	11	0	19	1.7	1	3	.333	0	0	.000	0	0	.000	0	3	3	0.3	4	0	0	2	1	0	2	0.2
2007-08	26	8	441	17.0	38	87	.437	0	0	.000	25	41	.610	43	116	159	6.1	75	3	5	34	27	7	101	3.9
TOTAL	37	8	460	12.4	39	90	.433	0	0	.000	25	41	.610	43	119	162	4.4	79	3	5	36	28	7	103	2.8

ALBERT, Stan

Year	Total					3-Point			F-Throw			Rebounds													
	GP	GS	Min	Avg	FG	FGA	Pct	FG	FGA	Pct	FT	FTA	Pct	Off	Def	Tot	Avg	PF	FO	Ast	TO	Blk	Stl	Pts	Avg
1955-56	25	0	0	0.0	90	218	.413	0	0	.000	102	138	.739	-	-	142	5.7	65	2	0	0	0	0	282	11.3
1956-57	24	0	0	0.0	121	292	.414	0	0	.000	123	161	.764	-	-	123	5.1	54	1	0	0	0	0	365	15.2
1957-58	25	0	0	0.0	108	253	.427	0	0	.000	113	147	.769	-	-	110	4.4	70	1	0	0	0	0	329	13.2
TOTAL	74	0	0	0.0	319	763	.418	0	0	.000	338	446	.758	-	-	375	5.1	189	4	0	0	0	0	976	13.2

ALLEN, Ben

Year	Total					3-Point			F-Throw			Rebounds													
	GP	GS	Min	Avg	FG	FGA	Pct	FG	FGA	Pct	FT	FTA	Pct	Off	Def	Tot	Avg	PF	FO	Ast	TO	Blk	Stl	Pts	Avg
1948-49	34	0	0	0.0	153	474	.323	0	0	.000	53	84	.631	-	-	0	0.0	92	0	0	0	0	0	359	10.6
1949-50	26	0	0	0.0	29	104	.279	0	0	.000	28	40	.700	-	-	0	0.0	48	0	0	0	0	0	86	3.3
TOTAL	60	0	0	0.0	182	578	.315	0	0	.000	81	124	.653	-	-	0	0.0	140	0	0	0	0	0	445	7.4

ALLEN, Jim

Year	Total					3-Point			F-Throw			Rebounds													
	GP	GS	Min	Avg	FG	FGA	Pct	FG	FGA	Pct	FT	FTA	Pct	Off	Def	Tot	Avg	PF	FO	Ast	TO	Blk	Stl	Pts	Avg
1974-75	3	0	3	1.0	0	1	.000	0	0	.000	0	0	.000	-	1	0.3	0	0	0	0	0	0	0	0	0.0
1975-76	23	3	345	15.0	46	98	.469	0	0	.000	4	8	.500	-	-	25	1.1	32	1	15	0	0	0	96	4.2
1976-77	25	24	729	29.2	100	189	.529	0	0	.000	16	23	.696	-	-	73	2.9	56	2	35	0	3	0	216	8.6
1978-79	23	5	0	0.0	36	81	.444	0	0	.000	11	13	.846	-	-	31	1.3	32	0	19	0	0	0	83	3.6
TOTAL	74	32	1077	14.6	182	369	.493	0	0	.000	31	44	.705	-	-	130	1.8	120	3	69	0	3	0	395	5.3

ALLRED, Doug

Year	Total					3-Point			F-Throw			Rebounds													
	GP	GS	Min	Avg	FG	FGA	Pct	FG	FGA	Pct	FT	FTA	Pct	Off	Def	Tot	Avg	PF	FO	Ast	TO	Blk	Stl	Pts	Avg
1954-55	13	0	0	0.0	7	13	.538	0	0	.000	9	20	.450	-	-	13	1.0	13	1	0	0	0	0	23	1.8

ANDERSON, Andy

Year	Total					3-Point			F-Throw			Rebounds													
	GP	GS	Min	Avg	FG	FGA	Pct	FG	FGA	Pct	FT	FTA	Pct	Off	Def	Tot	Avg	PF	FO	Ast	TO	Blk	Stl	Pts	Avg
1988-89	32	19	0	0.0	90	171	.526	15	47	.319	46	61	.754	-	-	85	2.7	66	0	52	66	3	25	241	7.5
1989-90	26	24	720	27.7	98	172	.570	10	31	.323	81	109	.743	-	-	85	3.3	58	2	69	66	4	10	287	11.0
TOTAL	58	43	720	12.4	188	343	.548	25	78	.321	127	170	.747	-	-	170	2.9	124	2	121	132	7	35	528	9.1

ANDERSON, Gary

Year	Total					3-Point			F-Throw			Rebounds													
	GP	GS	Min	Avg	FG	FGA	Pct	FG	FGA	Pct	FT	FTA	Pct	Off	Def	Tot	Avg	PF	FO	Ast	TO	Blk	Stl	Pts	Avg
1961-62	24	0	0	0.0	39	108	.361	0	0	.000	24	31	.774	-	-	63	2.6	23	0	0	0	0	0	102	4.3
1962-63	23	0	0	0.0	67	148	.453	0	0	.000	20	28	.714	-	-	69	3.0	40	1	0	0	0	0	154	6.7
1963-64	25	0	0	0.0	86	187	.460	0	0	.000	37	47	.787	-	-	110	4.4	47	0	0	0	0	0	209	8.4
TOTAL	72	0	0	0.0	192	443	.433	0	0	.000	81	106	.764	-	-	242	3.4	110	1	0	0	0	0	465	6.5

ANDERSON, Glendon

Year	Total					3-Point			F-Throw			Rebounds													
	GP	GS	Min	Avg	FG	FGA	Pct	FG	FGA	Pct	FT	FTA	Pct	Off	Def	Tot	Avg	PF	FO	Ast	TO	Blk	Stl	Pts	Avg
1948-49	35	0	0	0.0	95	296	.321	0	0	.000	61	116	.526	-	0	0.0	87	0	0	0	0	0	0	251	7.2
1949-50	30	0	0	0.0	128	344	.372	0	0	.000	109	161	.677	-	-	0	0.0	90	0	0	0	0	0	365	12.2
1950-51	22	0	0	0.0	118	276	.428	0	0	.000	93	130	.715	-	-	158	7.2	55	1	44	0	0	0	329	15.0
TOTAL	87	0	0	0.0	341	916	.372	0	0	.000	263	407	.646	-	-	158	1.8	232	1	44	0	0	0	945	10.9

ANDERSON, Robert

Year	Total					3-Point			F-Throw			Rebounds													
	GP	GS	Min	Avg	FG	FGA	Pct	FG	FGA	Pct	FT	FTA	Pct	Off	Def	Tot	Avg	PF	FO	Ast	TO	Blk	Stl	Pts	Avg
1956-57	24	0	0	0.0	45	138	.326	0	0	.000	37	68	.544	-	-	72	3.0	50	1	0	0	0	0	127	5.3

ANDERSON, Kobe

Year	Total					3-Point			F-Throw			Rebounds													
	GP	GS	Min	Avg	FG	FGA	Pct	FG	FGA	Pct	FT	FTA	Pct	Off	Def	Tot	Avg	PF	FO	Ast	TO	Blk	Stl	Pts	Avg
1957-58	25	0	0	0.0	61	169	.361	0	0	.000	39	60	.650	-	-	77	3.1	67	3	0	0	0	0	161	6.4

ANDERSON, Waymon

Year	Total					3-Point			F-Throw			Rebounds												
	GP	GS	Min	Avg	FG	FGA	Pct	FG	FGA	Pct	FT	FTA	Pct	Off	Def	Tot	Avg	PF	FO	Ast	TO	Blk	Stl	Pts
1955-56	13	0	0	0.0	5	23	.217	0	0	.000	9	28	.321	-	0	30	2.3	10	0	0	0			

ANNESE, Mike

Year	GP	GS	Min	Avg	Total		3-Point			F-Throw			Rebounds				Ast	TO	Blk	Stl	Pts	Avg			
					FGA	Pct	FG	FGA	Pct	FT	FTA	Pct	Off	Def	Tot	Avg							PF	FO	
2008-09	6	0	13	2.2	2	4	500	1	1	1,000	0	2	.000	0	0	0	0.0	3	0	1	1	0	3	5	0.8
2009-10	20	0	103	5.2	10	29	.345	6	15	.400	20	25	.800	1	9	10	0.5	12	0	6	13	1	4	46	2.3
TOTAL	26	0	116	4.5	12	33	.364	7	16	.438	20	27	.741	1	9	10	0.4	15	0	7	14	1	7	51	2.0

ANZURES, Fred

Year	GP	GS	Min	Avg	Total		3-Point			F-Throw			Rebounds				Ast	TO	Blk	Stl	Pts	Avg			
					FGA	Pct	FG	FGA	Pct	FT	FTA	Pct	Off	Def	Tot	Avg							PF	FO	
1973-74	1	0	0	0.0	0	3	.000	0	0	.000	2	3	.667	-	-	1	1.0	2	0	0	0	0	0	2	2.0
1974-75	20	1	289	14.5	28	58	.483	0	0	.000	26	38	.684	-	-	39	2.0	34	1	47	0	0	0	82	4.1
1975-76	25	21	831	33.2	118	242	.488	0	0	.000	42	62	.677	-	-	99	4.0	72	6	114	0	0	0	278	11.1
1976-77	24	23	750	31.3	130	259	.502	0	0	.000	34	107	.318	-	-	85	3.5	70	4	100	0	0	0	294	12.3
TOTAL	70	45	1870	26.7	276	562	.491	0	0	.000	104	210	.495	-	-	224	3.2	178	11	261	0	0	0	656	9.4

ASH, Jeff

Year	GP	GS	Min	Avg	Total		3-Point			F-Throw			Rebounds				Ast	TO	Blk	Stl	Pts	Avg			
					FGA	Pct	FG	FGA	Pct	FT	FTA	Pct	Off	Def	Tot	Avg							PF	FO	
1967-68	23	0	0	0.0	33	78	.423	0	0	.000	22	32	.688	-	-	51	2.2	37	0	0	0	0	0	88	3.8
1968-69	13	0	0	0.0	11	34	.324	0	0	.000	2	4	.500	-	-	20	1.5	10	0	0	0	0	0	24	1.8
1969-70	17	0	0	0.0	39	81	.481	0	0	.000	10	14	.714	-	-	44	2.6	31	1	0	0	0	0	88	5.2
TOTAL	53	0	0	0.0	83	193	.430	0	0	.000	34	50	.680	-	-	115	2.2	78	1	0	0	0	0	200	3.8

ATKINSON, Aaron

Year	GP	GS	Min	Avg	Total		3-Point			F-Throw			Rebounds				Ast	TO	Blk	Stl	Pts	Avg			
					FGA	Pct	FG	FGA	Pct	FT	FTA	Pct	Off	Def	Tot	Avg							PF	FO	
1990-91	29	13	477	16.4	44	85	.518	0	2	.000	24	38	.632	33	60	93	3.2	51	1	19	20	2	3	112	3.9
1991-92	31	31	924	29.8	133	272	.489	10	32	.313	144	210	.686	67	105	172	5.5	107	3	29	61	11	15	420	13.5
1992-93	29	27	845	29.1	124	267	.464	13	36	.361	104	150	.693	49	85	134	4.6	82	4	48	72	5	14	365	12.6
1993-94	13	13	346	26.6	53	112	.473	4	15	.267	43	64	.672	28	43	71	5.5	37	1	24	26	4	4	153	11.8
TOTAL	102	84	2592	25.4	354	736	.481	27	85	.318	315	462	.682	177	293	470	4.6	277	9	120	179	22	36	1050	10.3

AVILA, J.J.

Year	GP	GS	Min	Avg	Total		3-Point			F-Throw			Rebounds				Ast	TO	Blk	Stl	Pts	Avg			
					FGA	Pct	FG	FGA	Pct	FT	FTA	Pct	Off	Def	Tot	Avg							PF	FO	
2013-14	32	32	1070	33.4	186	410	.454	24	76	.316	136	171	.795	82	155	237	7.4	84	4	110	78	16	35	532	16.6
2014-15	31	31	995	32.1	206	373	.552	9	37	.243	97	153	.634	91	140	231	7.5	81	3	88	84	11	62	518	16.7
TOTAL	63	63	2065	32.8	392	783	.501	33	113	.292	233	324	.719	173	295	468	7.4	165	7	198	162	27	97	1050	16.7

BAILEY, Barry

Year	GP	GS	Min	Avg	Total		3-Point			F-Throw			Rebounds				Ast	TO	Blk	Stl	Pts	Avg			
					FGA	Pct	FG	FGA	Pct	FT	FTA	Pct	Off	Def	Tot	Avg							PF	FO	
1984-85	29	0	323	11.1	25	71	.352	0	0	.000	17	39	.436	-	-	57	2.0	34	0	45	32	2	11	67	2.3
1985-86	29	22	725	25.0	48	135	.356	0	0	.000	22	49	.449	-	-	134	4.6	78	4	83	51	6	12	118	4.1
1986-87	29	27	644	22.2	92	223	.413	4	17	.235	72	106	.679	-	-	214	7.4	88	5	96	51	8	18	260	9.0
1987-88	35	35	934	26.7	107	222	.482	10	27	.370	75	115	.652	-	-	205	5.9	100	6	78	51	5	20	299	8.5
TOTAL	122	84	2626	21.5	272	651	.418	14	44	.318	186	309	.602	-	-	610	5.0	300	15	302	185	21	61	744	6.1

BAKER, Al

Year	GP	GS	Min	Avg	Total		3-Point			F-Throw			Rebounds				Ast	TO	Blk	Stl	Pts	Avg			
					FGA	Pct	FG	FGA	Pct	FT	FTA	Pct	Off	Def	Tot	Avg							PF	FO	
1974-75	1	0	2	2.0	0	0	.000	0	0	.000	0	0	.000	-	-	0	0.0	0	0	1	0	0	0	0	0.0
1975-76	4	0	45	11.3	10	13	.769	0	0	.000	0	1	.000	-	-	17	4.3	4	0	1	0	0	0	20	5.0
1977-78	15	4	191	12.7	23	55	.418	0	0	.000	15	23	.652	-	-	53	3.5	27	1	19	0	13	0	61	4.1
TOTAL	20	4	238	11.9	33	68	.485	0	0	.000	15	24	.625	-	-	70	3.5	31	1	21	0	13	0	81	4.1

BALL, Nick

Year	GP	GS	Min	Avg	Total		3-Point			F-Throw			Rebounds				Ast	TO	Blk	Stl	Pts	Avg			
					FGA	Pct	FG	FGA	Pct	FT	FTA	Pct	Off	Def	Tot	Avg							PF	FO	
2003-04	11	0	68	6.2	5	16	.313	3	13	.231	0	0	.000	0	5	5	0.5	8	0	5	6	0	0	13	1.2
2004-05	17	3	96	5.6	10	19	.526	8	16	.500	0	1	.000	2	3	5	0.3	9	0	8	7	0	2	28	1.6
TOTAL	28	3	164	5.9	15	35	.429	11	29	.379	0	1	.000	2	8	10	0.4	17	0	13	13	0	2	41	1.5

BALL, Paul

Year	GP	GS	Min	Avg	Total		3-Point			F-Throw			Rebounds				Ast	TO	Blk	Stl	Pts	Avg			
					FGA	Pct	FG	FGA	Pct	FT	FTA	Pct	Off	Def	Tot	Avg							PF	FO	
1970-71	13	0	0	0.0	11	32	.344	0	0	.000	9	12	.750	-	-	18	1.4	15	1	0	0	0	0	31	2.4
1971-72	24	0	0	0.0	119	278	.428	0	0	.000	43	55	.782	-	-	113	4.7	82	4	0	0	0	0	281	11.7
1972-73	28	0	0	0.0	100	259	.386	0	0	.000	41	56	.732	-	-	116	4.1	95	8	0	0	0	0	241	8.6
TOTAL	65	0	0	0.0	230	569	.404	0	0	.000	93	123	.756	-	-	247	3.8	192	13	0	0	0	0	553	8.5

BANNEC, Sam

Year	GP	GS	Min	Avg	Total		3-Point			F-Throw</		
------	----	----	-----	-----	-------	--	---------	--	--	-----------	--	--

BARNETT, Matt

Year	GP				FG	Total			3-Point			F-Throw			Rebounds						Pts	Avg			
	GS	Min	Avg	FG		FGA	Pct	FG	FGA	Pct	FT	FTA	Pct	Off	Def	Tot	Avg	PF	FO	Ast			TO	Blk	Stl
1994-95	31	14	554	17.9	43	98	.439	7	28	.250	25	38	.658	36	89	125	4.0	46	0	58	37	6	10	118	3.8
1995-96	30	26	841	28.0	93	168	.554	9	25	.360	57	77	.740	54	152	206	6.9	79	4	95	55	6	24	254	8.4
1996-97	29	29	957	33.0	106	221	.480	7	29	.241	75	105	.714	62	164	226	7.8	62	2	112	76	11	29	294	10.1
1997-98	29	29	937	32.3	97	182	.533	2	8	.250	61	79	.772	75	140	215	7.4	70	5	88	68	6	24	257	8.9
TOTAL	119	98	3289	27.6	339	669	.507	25	90	.278	218	299	.729	227	545	772	6.5	257	11	353	236	29	87	921	7.7

BARTLETT, Jim

Year	GP				FG	Total			3-Point			F-Throw			Rebounds						Pts	Avg			
	GS	Min	Avg	FG		FGA	Pct	FG	FGA	Pct	FT	FTA	Pct	Off	Def	Tot	Avg	PF	FO	Ast			TO	Blk	Stl
1962-63	4	0	0	0.0	0	2	.000	0	0	.000	2	2	1.000	-	-	5	1.3	5	0	0	0	0	0	2	0.5

BARTRAN, Bill

Year	GP				FG	Total			3-Point			F-Throw			Rebounds						Pts	Avg			
	GS	Min	Avg	FG		FGA	Pct	FG	FGA	Pct	FT	FTA	Pct	Off	Def	Tot	Avg	PF	FO	Ast			TO	Blk	Stl
1952-53	5	0	0	0.0	3	10	.300	0	0	.000	1	1	1.000	-	-	0	0.0	5	0	0	0	0	0	7	1.4
1953-54	25	0	0	0.0	17	50	.340	0	0	.000	25	40	.625	-	-	44	1.8	26	0	0	0	0	0	59	2.4
1954-55	14	0	0	0.0	8	23	.348	0	0	.000	21	30	.700	-	-	32	2.3	25	1	0	0	0	0	37	2.6
TOTAL	44	0	0	0.0	28	83	.337	0	0	.000	47	71	.662	-	-	76	1.7	56	1	0	0	0	0	103	2.3

BAUM, Brent

Year	GP				FG	Total			3-Point			F-Throw			Rebounds						Pts	Avg			
	GS	Min	Avg	FG		FGA	Pct	FG	FGA	Pct	FT	FTA	Pct	Off	Def	Tot	Avg	PF	FO	Ast			TO	Blk	Stl
1971-72	23	0	0	0.0	42	90	.467	0	0	.000	27	31	.871	-	-	103	4.5	29	0	0	0	0	0	111	4.8
1972-73	28	0	0	0.0	46	106	.434	0	0	.000	33	48	.688	-	-	121	4.3	38	0	0	0	0	0	125	4.5
TOTAL	51	0	0	0.0	88	196	.449	0	0	.000	60	79	.759	-	-	224	4.4	67	0	0	0	0	0	236	4.6

BAVARESCO, Adriano

Year	GP				FG	Total			3-Point			F-Throw			Rebounds						Pts	Avg			
	GS	Min	Avg	FG		FGA	Pct	FG	FGA	Pct	FT	FTA	Pct	Off	Def	Tot	Avg	PF	FO	Ast			TO	Blk	Stl
1990-91	8	3	85	10.6	9	15	.600	0	0	.000	4	4	1.000	6	9	15	1.9	9	0	5	9	0	1	22	2.8

BEJARANO, Daniel

Year	GP				FG	Total			3-Point			F-Throw			Rebounds						Pts	Avg			
	GS	Min	Avg	FG		FGA	Pct	FG	FGA	Pct	FT	FTA	Pct	Off	Def	Tot	Avg	PF	FO	Ast			TO	Blk	Stl
2012-13	35	2	774	22.1	82	208	.394	32	102	.314	23	33	.697	62	129	191	5.5	70	1	32	30	4	20	219	6.3
2013-14	32	32	1083	33.8	164	450	.364	61	190	.321	134	169	.793	73	194	267	8.3	59	2	105	58	18	35	523	16.3
2014-15	33	33	1013	30.7	127	359	.354	65	181	.359	58	84	.690	50	186	236	7.2	78	0	94	52	20	13	377	11.4
TOTAL	100	67	2870	28.7	373	1017	.367	158	473	.334	215	286	.752	185	509	694	6.9	207	3	231	140	42	68	1119	11.2

BELL, Will

Year	GP				FG	Total			3-Point			F-Throw			Rebounds						Pts	Avg			
	GS	Min	Avg	FG		FGA	Pct	FG	FGA	Pct	FT	FTA	Pct	Off	Def	Tot	Avg	PF	FO	Ast			TO	Blk	Stl
2010-11	30	0	230	7.7	30	57	.526	0	0	.000	26	40	.650	14	29	43	1.4	39	1	7	20	14	3	86	2.9
2011-12	31	28	769	24.8	90	174	.517	0	0	.000	77	92	.837	38	81	119	3.8	91	3	16	44	16	9	257	8.3
TOTAL	61	28	999	16.4	120	231	.519	0	0	.000	103	132	.780	52	110	162	2.7	130	4	23	64	30	12	343	5.6

BENN, Todd

Year	GP				FG	Total			3-Point			F-Throw			Rebounds						Pts	Avg			
	GS	Min	Avg	FG		FGA	Pct	FG	FGA	Pct	FT	FTA	Pct	Off	Def	Tot	Avg	PF	FO	Ast			TO	Blk	Stl
1981-82	23	5	402	17.5	46	97	.474	0	0	.000	8	12	.667	-	-	17	0.7	46	2	24	34	0	6	100	4.3
1982-83	28	28	932	33.3	93	205	.454	0	0	.000	32	37	.865	-	-	45	1.6	76	1	73	58	1	19	218	7.8
1983-84	30	30	1004	33.5	119	231	.515	0	0	.000	45	55	.818	-	-	83	2.8	72	1	76	48	3	24	283	9.4
1984-85	30	30	1076	35.9	149	282	.528	1	1	1.000	48	59	.814	-	-	91	3.0	80	1	78	45	0	33	347	11.6
TOTAL	111	93	3414	30.8	407	815	.499	1	1	1.000	133	163	.816	-	-	236	2.1	274	5	251	185	4	82	948	8.5

BENSON, Scott

Year	GP				FG	Total			3-Point			F-Throw			Rebounds						Pts	Avg			
	GS	Min	Avg	FG		FGA	Pct	FG	FGA	Pct	FT	FTA	Pct	Off	Def	Tot	Avg	PF	FO	Ast			TO	Blk	Stl
1996-97	29	0	380	13.1	44	112	.393	20	52	.385	33	50	.660	24	30	54	1.9	24	0	23	24	2	17	141	4.9

BERWICK, Robbie

Year	GP				FG	Total			3-Point			F-Throw			Rebounds						Pts	Avg			
	GS	Min	Avg	FG		FGA	Pct	FG	FGA	Pct	FT	FTA	Pct	Off	Def	Tot	Avg	PF	FO	Ast			TO	Blk	Stl
2017-18	21	0	203	9.7	17	45	.378	8	24	.333	10	14	.714	4	8	12	0.6	19	0	17	7	0	6	52	2.5
2018-19	14	1	104	7.4	6	23	.261	0	11	.000	5	7	.714	3	10	13	0.9	12	1	14	9	1	2	17	1.2
TOTAL	35	1	307	8.8	23	68	.338	8	35	.229	15	21	.714	7	18	25	0.7	31	1	31	16	1	8	69	2.0

BETZ, Bob

Year	GP				FG	Total			3-Point			F-Throw			Rebounds						Pts	Avg			
	GS	Min	Avg	FG		FGA	Pct	FG	FGA	Pct	FT	FTA	Pct	Off	Def	Tot	Avg	PF	FO	Ast			TO	Blk	Stl
1951-52	28	0	0	0.0	117	349	.335	0	0	.000	57	77	.740	-	-	84	3.0	79	3	32	0	0	0	291	10.4
1952-53	26	0	0	0.0	76	272	.279	0	0	.000	87	115	.757	-	-	0	0.0	65	0	0	0	0	0	239	9.2
1953-54	29	0	0	0.0	122	363	.336	0	0	.000	93	115	.809	-	-	74	2.6	68	2	0	0	0	0	337	11.6
TOTAL	83	0	0	0.0	315	984	.320	0	0	.000	237	307	.772	-	-	158	1.9	212	5	32	0	0	0	867	10.4

BIRLEY, Andy

Year	GP				FG	Total			3-Point			F-Throw			Rebounds						Pts	Avg			
	GS	Min	Avg	FG		FGA	Pct	FG	FGA	Pct	FT	FTA	Pct	Off	Def	Tot	Avg	PF	FO	Ast			TO	Blk	Stl
1999-00	30	4	508	16.9	58	122	.475	40	83	.482	14	20	.700	2	18	20	0.7	33	0	28	16	3	19	170	5.7
2000-01	28	10	662	24.7	50	128	.391	25	70	.357	35	44	.795	8	41	49	1.8	37	0	77	46	6	13	160	5.7
2001-02	30	30	1002	33.4	106	259	.409	77	184	.418	52	65	.800	6											

BLAND, Michael

Year	GP				Total			3-Point			F-Throw			Rebounds				PF	FO	Ast	TO	Blk	Stl	Pts	Avg
	GP	GS	Min	Avg	FG	FGA	Pct	FG	FGA	Pct	FT	FTA	Pct	Off	Def	Tot	Avg								
1978-79	20	0	0	0.0	29	68	.426	0	0	.000	8	17	.471	-	-	53	2.7	20	0	7	0	0	0	66	3.3
1979-80	22	1	234	10.6	25	69	.362	0	0	.000	13	22	.591	-	-	43	2.0	24	0	21	0	3	0	63	2.9
1980-81	11	0	113	10.3	24	38	.632	0	0	.000	14	14	1.000	-	-	16	1.5	14	0	8	9	0	3	62	5.6
1981-82	25	11	469	18.8	54	135	.400	0	0	.000	26	43	.605	-	-	78	3.1	55	4	28	27	5	11	134	5.4
TOTAL	78	12	816	10.5	132	310	.426	0	0	.000	61	96	.635	-	-	190	2.4	113	4	64	36	8	14	325	4.2

BLANTON, Sonny

Year	GP				Total			3-Point			F-Throw			Rebounds				PF	FO	Ast	TO	Blk	Stl	Pts	Avg
	GP	GS	Min	Avg	FG	FGA	Pct	FG	FGA	Pct	FT	FTA	Pct	Off	Def	Tot	Avg								
1956-57	24	0	0	0.0	66	173	.382	0	0	.000	77	106	.726	-	-	55	2.3	54	4	0	0	0	0	209	8.7
1957-58	25	0	0	0.0	43	102	.422	0	0	.000	50	71	.704	-	-	49	2.0	40	3	0	0	0	0	136	5.4
1958-59	22	0	0	0.0	81	216	.375	0	0	.000	61	93	.656	-	-	75	3.4	48	0	0	0	0	0	223	10.1
TOTAL	71	0	0	0.0	190	491	.387	0	0	.000	188	270	.696	-	-	179	2.5	142	7	0	0	0	0	568	8.0

BLESSMAN, Lyle

Year	GP				Total			3-Point			F-Throw			Rebounds				PF	FO	Ast	TO	Blk	Stl	Pts	Avg
	GP	GS	Min	Avg	FG	FGA	Pct	FG	FGA	Pct	FT	FTA	Pct	Off	Def	Tot	Avg								
1956-57	7	0	0	0.0	2	9	.222	0	0	.000	2	2	1.000	-	-	6	0.9	4	0	0	0	0	0	6	0.9
1957-58	15	0	0	0.0	8	23	.348	0	0	.000	2	9	.222	-	-	14	0.9	10	0	0	0	0	0	18	1.2
TOTAL	22	0	0	0.0	10	32	.313	0	0	.000	4	11	.364	-	-	20	0.9	14	0	0	0	0	0	24	1.1

BOATNER, Dwight

Year	GP				Total			3-Point			F-Throw			Rebounds				PF	FO	Ast	TO	Blk	Stl	Pts	Avg
	GP	GS	Min	Avg	FG	FGA	Pct	FG	FGA	Pct	FT	FTA	Pct	Off	Def	Tot	Avg								
2003-04	27	11	510	18.9	42	106	.396	14	34	.412	58	76	.763	10	35	45	1.7	54	0	40	45	1	30	156	5.8
2004-05	14	10	358	25.6	33	86	.384	7	26	.269	40	59	.678	2	26	28	2.0	24	0	31	29	0	9	113	8.1
TOTAL	41	21	868	21.2	75	192	.391	21	60	.350	98	135	.726	12	61	73	1.8	78	0	71	74	1	39	269	6.6

BOB, Che

Year	GP				Total			3-Point			F-Throw			Rebounds				PF	FO	Ast	TO	Blk	Stl	Pts	Avg
	GP	GS	Min	Avg	FG	FGA	Pct	FG	FGA	Pct	FT	FTA	Pct	Off	Def	Tot	Avg								
2016-17	16	2	292	18.3	47	95	.495	7	18	.389	35	51	.686	23	52	75	4.7	33	0	12	21	17	10	136	8.5
2017-18	32	28	807	25.2	105	244	.430	18	62	.290	90	133	.677	56	134	190	5.9	94	4	56	76	38	31	318	9.9
TOTAL	48	30	1099	22.9	152	339	.448	25	80	.313	125	184	.679	79	186	265	5.5	127	4	68	97	55	41	454	9.5

BOCARBA, Mame

Year	GP				Total			3-Point			F-Throw			Rebounds				PF	FO	Ast	TO	Blk	Stl	Pts	Avg
	GP	GS	Min	Avg	FG	FGA	Pct	FG	FGA	Pct	FT	FTA	Pct	Off	Def	Tot	Avg								
2008-09	22	4	256	11.6	11	38	.289	0	0	.000	21	33	.636	19	36	55	2.5	31	0	4	18	5	1	43	2.0
2009-10	31	1	313	10.1	32	55	.582	0	0	.000	20	32	.625	29	45	74	2.4	46	2	5	20	9	3	84	2.7
TOTAL	53	5	569	10.7	43	93	.462	0	0	.000	41	65	.631	48	81	129	2.4	77	2	9	38	14	4	127	2.4

BONDS, Keith

Year	GP				Total			3-Point			F-Throw			Rebounds				PF	FO	Ast	TO	Blk	Stl	Pts	Avg
	GP	GS	Min	Avg	FG	FGA	Pct	FG	FGA	Pct	FT	FTA	Pct	Off	Def	Tot	Avg								
1991-92	30	30	905	30.2	104	268	.388	42	115	.365	62	76	.816	28	59	87	2.9	68	2	65	72	6	29	312	10.4
1992-93	29	29	850	29.3	123	271	.454	72	172	.419	72	87	.828	15	52	67	2.3	56	1	55	41	8	36	390	13.4
TOTAL	59	59	1755	29.7	227	539	.421	114	287	.397	134	163	.822	43	111	154	2.6	124	3	120	113	14	65	702	11.9

BOOKER, Britt

Year	GP				Total			3-Point			F-Throw			Rebounds				PF	FO	Ast	TO	Blk	Stl	Pts	Avg
	GP	GS	Min	Avg	FG	FGA	Pct	FG	FGA	Pct	FT	FTA	Pct	Off	Def	Tot	Avg								
1995-96	17	0	64	3.8	5	11	.455	0	1	.000	0	2	.000	0	2	2	0.1	8	0	3	6	3	2	10	0.6
1996-97	18	0	105	5.8	6	15	.400	0	2	.000	10	18	.556	1	6	7	0.4	6	0	16	19	0	9	22	1.2
TOTAL	35	0	169	4.8	11	26	.423	0	3	.000	10	20	.500	1	8	9	0.3	14	0	19	25	3	11	32	0.9

BORFITZ, Jack

Year	GP				Total			3-Point			F-Throw			Rebounds				PF	FO	Ast	TO	Blk	Stl	Pts	Avg
	GP	GS	Min	Avg	FG	FGA	Pct	FG	FGA	Pct	FT	FTA	Pct	Off	Def	Tot	Avg								
1958-59	9	0	0	0.0	5	12	.417	0	0	.000	5	12	.417	-	-	14	1.6	12	0	0	0	0	0	15	1.7

BOULDIN, Ron

Year	GP				Total			3-Point			F-Throw			Rebounds				PF	FO	Ast	TO	Blk	Stl	Pts	Avg
	GP	GS	Min	Avg	FG	FGA	Pct	FG	FGA	Pct	FT	FTA	Pct	Off	Def	Tot	Avg								
1973-74	25	0	0	0.0	19	45	.422	0	0	.000	7	11	.636	-	-	47	1.9	12	0	2	0	0	0	45	1.8
1974-75	26	15	491	18.9	55	124	.444	0	0	.000	35	48	.729	-	-	105	4.0	61	4	41	0	0	0	145	5.6
1975-76	26	26	747	28.7	125	229	.546	0	0	.000	43	59	.729	-	-	157	6.0	82	6	37	0	0	0	293	11.3
TOTAL	77	41	1238	16.1	199	398	.500	0	0	.000	85	118	.720	-	-	309	4.0	155	10	80	0	0	0	483	6.3

BRANDENBURG, Jim

Year	GP				Total			3-Point			F-Throw			Rebounds				PF	FO	Ast	TO	Blk	Stl	Pts	Avg
	GP	GS	Min	Avg	FG	FGA	Pct	FG	FGA	Pct	FT	FTA	Pct	Off	Def	Tot	Avg								
1955-56	1	0	0	0.0	0	0	.000	0	0	.000	0	0	.000	-	-	0	0.0	0	0	0	0	0	0	0	0.0

BRANDON, Alton

Year	GP				Total			3-Point			F-Throw			Rebounds				PF	FO	Ast	TO	Blk	Stl	Pts	Avg
	GP	GS	Min	Avg	FG	FGA	Pct	FG	FGA	Pct	FT	FTA</													

INDIVIDUAL SEASON-BY-SEASON

CARR, Jesse

Year	Total				3-Point			F-Throw			Rebounds														
	GP	GS	Min	Avg	FG	FGA	Pct	FG	FGA	Pct	FT	FTA	Pct	Off	Def	Tot	Avg	PF	FO	Ast	TO	Blk	Stl	Pts	Avg
2008-09	25	18	666	26.6	74	167	.443	33	96	.344	38	54	.704	10	38	48	1.9	64	3	63	50	3	23	219	8.8
2009-10	4	0	36	9.0	4	11	.364	2	6	.333	5	8	.625	0	6	6	1.5	3	0	3	8	0	5	15	3.8
2010-11	32	0	486	15.2	44	105	.419	17	57	.298	28	39	.718	14	44	58	1.8	35	0	52	40	2	20	133	4.2
2011-12	32	5	822	25.7	78	168	.464	25	58	.431	50	69	.725	9	97	106	3.3	74	3	86	54	2	22	231	7.2
TOTAL	93	23	2010	21.6	200	451	.443	77	217	.355	121	170	.712	33	185	218	2.3	176	6	204	152	7	70	598	6.4

CARVACHO, Nico

Year	Total				3-Point			F-Throw			Rebounds														
	GP	GS	Min	Avg	FG	FGA	Pct	FG	FGA	Pct	FT	FTA	Pct	Off	Def	Tot	Avg	PF	FO	Ast	TO	Blk	Stl	Pts	Avg
2016-17	36	33	789	21.9	72	134	.537	1	3	.333	50	84	.595	85	120	205	5.7	99	3	44	42	18	15	195	5.4
2017-18	32	32	919	28.7	107	211	.507	6	16	.375	73	120	.608	125	206	331	10.3	107	6	71	64	22	23	293	9.2
2018-19	32	32	1010	31.6	216	365	.592	0	2	.000	82	167	.491	125	289	414	12.9	88	3	67	68	21	19	514	16.1
2019-20	32	32	930	29.1	158	281	.562	0	0	.000	96	196	.490	100	245	345	10.8	87	2	58	85	18	26	412	12.9
TOTAL	132	129	3648	27.6	553	991	.558	7	21	.333	301	567	.531	435	860	1295	9.8	381	14	240	259	79	83	1414	10.7

CASH, Lorenzo

Year	Total				3-Point			F-Throw			Rebounds														
	GP	GS	Min	Avg	FG	FGA	Pct	FG	FGA	Pct	FT	FTA	Pct	Off	Def	Tot	Avg	PF	FO	Ast	TO	Blk	Stl	Pts	Avg
1974-75	17	1	164	9.6	40	78	.513	0	0	.000	17	23	.739	-	-	50	2.9	30	1	8	0	0	0	47	5.7
1975-76	26	26	856	32.9	200	370	.541	0	0	.000	86	112	.768	-	-	157	6.0	83	3	56	0	0	0	986	18.7
TOTAL	43	27	1020	23.7	240	448	.536	0	0	.000	103	135	.763	-	-	207	4.8	113	4	64	0	0	0	583	13.6

CATES, Bob

Year	Total				3-Point			F-Throw			Rebounds														
	GP	GS	Min	Avg	FG	FGA	Pct	FG	FGA	Pct	FT	FTA	Pct	Off	Def	Tot	Avg	PF	FO	Ast	TO	Blk	Stl	Pts	Avg
1953-54	27	0	0	0.0	33	117	.282	0	0	.000	8	17	.471	-	-	60	2.2	26	1	0	0	0	0	74	2.7

CATON, Bob

Year	Total				3-Point			F-Throw			Rebounds														
	GP	GS	Min	Avg	FG	FGA	Pct	FG	FGA	Pct	FT	FTA	Pct	Off	Def	Tot	Avg	PF	FO	Ast	TO	Blk	Stl	Pts	Avg
1968-69	8	0	0	0.0	1	5	.200	0	0	.000	5	6	.833	-	-	7	0.9	5	0	0	0	0	0	7	0.9
1969-70	21	0	0	0.0	45	88	.511	0	0	.000	31	36	.861	-	-	29	1.4	45	2	0	0	0	0	121	5.8
1970-71	25	0	0	0.0	86	173	.497	0	0	.000	51	68	.750	-	-	74	3.0	60	2	0	0	0	0	223	8.9
TOTAL	54	0	0	0.0	132	266	.496	0	0	.000	87	110	.791	-	-	110	2.0	110	4	0	0	0	0	351	6.5

CAYLOR, Ron

Year	Total				3-Point			F-Throw			Rebounds														
	GP	GS	Min	Avg	FG	FGA	Pct	FG	FGA	Pct	FT	FTA	Pct	Off	Def	Tot	Avg	PF	FO	Ast	TO	Blk	Stl	Pts	Avg
1952-53	14	0	0	0.0	26	79	.329	0	0	.000	19	31	.613	-	-	0	0.0	34	0	0	0	0	0	71	5.1
1953-54	29	0	0	0.0	59	192	.307	0	0	.000	42	71	.592	-	-	140	4.8	74	2	0	0	0	0	160	5.5
1954-55	23	0	0	0.0	102	302	.338	0	0	.000	76	112	.679	-	-	222	9.7	57	2	0	0	0	0	280	12.2
TOTAL	66	0	0	0.0	187	573	.326	0	0	.000	137	214	.640	-	-	362	5.5	165	4	0	0	0	0	511	7.7

CHAPMAN, Todd

Year	Total				3-Point			F-Throw			Rebounds														
	GP	GS	Min	Avg	FG	FGA	Pct	FG	FGA	Pct	FT	FTA	Pct	Off	Def	Tot	Avg	PF	FO	Ast	TO	Blk	Stl	Pts	Avg
2001-02	9	0	12	1.3	2	6	.333	1	5	.200	0	0	.000	1	2	3	0.3	1	0	1	0	0	0	5	0.6

CHAVIS, Darien

Year	Total				3-Point			F-Throw			Rebounds														
	GP	GS	Min	Avg	FG	FGA	Pct	FG	FGA	Pct	FT	FTA	Pct	Off	Def	Tot	Avg	PF	FO	Ast	TO	Blk	Stl	Pts	Avg
2002-03	25	2	287	11.5	18	38	.474	2	8	.250	15	22	.682	9	31	40	1.6	59	4	32	37	1	26	53	2.1

CHILDRESS, Mike

Year	Total				3-Point			F-Throw			Rebounds														
	GP	GS	Min	Avg	FG	FGA	Pct	FG	FGA	Pct	FT	FTA	Pct	Off	Def	Tot	Avg	PF	FO	Ast	TO	Blk	Stl	Pts	Avg
1969-70	23	0	0	0.0	130	262	.496	0	0	.000	68	111	.613	-	-	392	17.0	65	6	0	0	0	0	328	14.3
1970-71	25	0	0	0.0	170	378	.450	0	0	.000	67	108	.620	-	-	349	14.0	63	0	0	0	0	0	407	16.3
TOTAL	48	0	0	0.0	300	640	.469	0	0	.000	135	219	.616	-	-	741	15.4	128	6	0	0	0	0	735	15.3

CHILTON, Ryan

Year	Total				3-Point			F-Throw			Rebounds														
	GP	GS	Min	Avg	FG	FGA	Pct	FG	FGA	Pct	FT	FTA	Pct	Off	Def	Tot	Avg	PF	FO	Ast	TO	Blk	Stl	Pts	Avg
1994-95	31	7	453	14.6	74	124	.597	0	1	.000	53	74	.716	30	54	84	2.7	88	6	7	19	24	7	201	6.5
1995-96	30	0	389	13.0	54	93	.581	0	0	.000	30	42	.714	32	71	103	3.4	76	5	4	35	26	7	138	4.6
1996-97	29	29	751	25.9	127	238	.534	4	14	.286	90	130	.692	50	84	134	4.6	106	9	14	42	63	16	348	12.0
1997-98	29	29	712	24.6	94	208	.452	1	7	.143	63	96	.656	55	81	136	4.7	104	5	19	25	70	12	252	8.7
TOTAL	119	65	2305	19.4	349	663	.526	5	22	.227	236	342	.690	167	290	457	3.8	374	25	44	121	183	42	939	7.9

CHRISTENSEN, Bert

Year	Total				3-Point			F-Throw			Rebounds														
	GP	GS	Min	Avg	FG	FGA	Pct	FG	FGA	Pct	FT	FTA	Pct	Off	Def	Tot	Avg	PF	FO	Ast	TO	Blk	Stl	Pts	Avg
1955-56	19	0	0	0.0	8	28	.286	0	0	.000	2	5	.400	-	-	26	1.4	10	0	0	0	0	0	18	0.9
1956-57	18	0	0	0.0	26	66	.394	0	0	.000	10	15	.667	-	-	30	1.7	14	0	0	0	0	0	62	3.4
1957-58	20	0	0	0.0	13	40	.325	0	0	.000	6	7	.857	-	-	17	0.9	12	0	0	0	0	0	32	1.6
TOTAL	57	0	0	0.0	47	134	.351	0	0	.000	18	27	.667	-	-	73	1.3	36	0	0	0	0	0	112	2.0

CHRISTIANSEN, Bryan

Year	Total				3-Point			F-Throw			Rebounds														
	GP	GS	Min	Avg	FG	FGA	Pct	FG	FGA	Pct	FT	FTA	Pct	Off	Def	Tot	Avg	PF	FO	Ast	TO	Blk	Stl	Pts	Avg
1995-96	28	0	281	10.0	49	102	.480	20	46	.435	14	18	.778	23	41	64	2.3	18	0	14	16	8	7	132	4.7
1996-97	29	28	879	30.3	154	347	.444	85	214	.397	58	72	.806	43	135	178	6.1	48	0	56	52	13	28	451	15.6
1997-98	22	19	583	26.5	90	223	.404	39	129	.302	29	39	.744	37	73	110	5.0	40	0						

CLARK, Ronnie

Year	GP	GS	Min	Avg	FG	Total			3-Point			F-Throw			Rebounds				PF	FO	Ast	TO	Blk	Stl	Pts	Avg
						FGA	Pct	FG	FGA	Pct	FT	FTA	Pct	Off	Def	Tot	Avg									
2001-02	15	4	317	21.1	39	74	.527	3	8	.375	39	57	.684	21	55	76	5.1	42	1	9	24	6	7	120	8.0	
2002-03	33	19	742	22.5	130	236	.551	0	1	.000	91	132	.689	64	85	149	4.5	94	2	34	52	15	13	351	10.6	
2003-04	29	21	656	22.6	111	219	.507	1	7	.143	67	101	.663	59	97	156	5.4	87	4	25	59	8	19	290	10.0	
TOTAL	77	44	1715	22.3	280	529	.529	4	16	.250	197	290	.679	144	237	381	4.9	223	7	68	135	29	39	761	9.9	

CLAVELL, Gian

Year	GP	GS	Min	Avg	FG	Total			3-Point			F-Throw			Rebounds				PF	FO	Ast	TO	Blk	Stl	Pts	Avg
						FGA	Pct	FG	FGA	Pct	FT	FTA	Pct	Off	Def	Tot	Avg									
2014-15	33	3	813	24.6	90	241	.373	44	146	.301	78	116	.672	10	112	122	3.7	72	0	41	37	14	33	302	9.2	
2015-16	10	10	369	36.9	66	145	.455	27	64	.422	49	65	.754	18	51	69	6.9	21	1	32	19	5	8	208	20.8	
2016-17	27	26	987	36.6	193	449	.430	78	202	.386	88	127	.693	37	133	170	6.3	58	1	47	53	20	53	552	20.4	
TOTAL	70	39	2169	31.0	349	835	.418	149	412	.362	215	308	.698	65	296	361	5.2	151	2	120	109	39	94	1062	15.2	

CLAYMAN, Flynn

Year	GP	GS	Min	Avg	FG	Total			3-Point			F-Throw			Rebounds				PF	FO	Ast	TO	Blk	Stl	Pts	Avg
						FGA	Pct	FG	FGA	Pct	FT	FTA	Pct	Off	Def	Tot	Avg									
2007-08	32	1	428	13.4	48	120	.400	17	48	.354	17	25	.680	20	41	61	1.9	64	3	16	27	9	4	130	4.1	
2008-09	4	0	5	1.3	0	0	.000	0	0	.000	0	0	.000	0	1	1	0.3	1	0	0	0	0	0	0	0.0	
TOTAL	36	1	433	12.0	48	120	.400	17	48	.354	17	25	.680	20	42	62	1.7	65	3	16	27	9	4	130	3.6	

CODD, Tim

Year	GP	GS	Min	Avg	FG	Total			3-Point			F-Throw			Rebounds				PF	FO	Ast	TO	Blk	Stl	Pts	Avg
						FGA	Pct	FG	FGA	Pct	FT	FTA	Pct	Off	Def	Tot	Avg									
1975-76	8	0	26	3.3	2	10	.200	0	0	.000	0	0	.000	-	-	4	0.5	5	0	4	0	0	0	4	0.5	

COHEN, David

Year	GP	GS	Min	Avg	FG	Total			3-Point			F-Throw			Rebounds				PF	FO	Ast	TO	Blk	Stl	Pts	Avg
						FGA	Pct	FG	FGA	Pct	FT	FTA	Pct	Off	Def	Tot	Avg									
2007-08	22	1	207	9.4	15	35	.429	8	16	.500	5	6	.833	5	7	12	0.5	19	1	10	8	0	6	43	2.0	

COHN, David

Year	GP	GS	Min	Avg	FG	Total			3-Point			F-Throw			Rebounds				PF	FO	Ast	TO	Blk	Stl	Pts	Avg
						FGA	Pct	FG	FGA	Pct	FT	FTA	Pct	Off	Def	Tot	Avg									
2013-14	31	5	464	15.0	31	81	.383	16	45	.356	42	53	.792	4	33	37	1.2	35	0	29	14	0	12	120	3.9	

COLLINS, Mark

Year	GP	GS	Min	Avg	FG	Total			3-Point			F-Throw			Rebounds				PF	FO	Ast	TO	Blk	Stl	Pts	Avg
						FGA	Pct	FG	FGA	Pct	FT	FTA	Pct	Off	Def	Tot	Avg									
2006-07	3	0	6	2.0	1	3	.333	0	0	.000	0	0	.000	0	0	0	0.0	1	0	0	1	0	0	2	0.7	

COMBS, Bob

Year	GP	GS	Min	Avg	FG	Total			3-Point			F-Throw			Rebounds				PF	FO	Ast	TO	Blk	Stl	Pts	Avg
						FGA	Pct	FG	FGA	Pct	FT	FTA	Pct	Off	Def	Tot	Avg									
1977-78	11	0	37	3.4	7	25	.280	0	0	.000	8	8	1.000	-	-	16	1.5	3	0	2	0	1	0	22	2.0	

CONGER, Kraig

Year	GP	GS	Min	Avg	FG	Total			3-Point			F-Throw			Rebounds				PF	FO	Ast	TO	Blk	Stl	Pts	Avg
						FGA	Pct	FG	FGA	Pct	FT	FTA	Pct	Off	Def	Tot	Avg									
1992-93	19	0	154	8.1	9	29	.310	0	0	.000	12	17	.706	12	26	38	2.0	22	0	5	8	6	2	30	1.6	
1993-94	28	1	454	16.2	31	87	.356	0	0	.000	29	42	.690	40	67	107	3.8	66	2	19	36	21	11	91	3.3	
TOTAL	47	1	608	12.9	40	116	.345	0	0	.000	41	59	.695	52	93	145	3.1	88	2	24	44	27	13	121	2.6	

COOK, Doug

Year	GP	GS	Min	Avg	FG	Total			3-Point			F-Throw			Rebounds				PF	FO	Ast	TO	Blk	Stl	Pts	Avg
						FGA	Pct	FG	FGA	Pct	FT	FTA	Pct	Off	Def	Tot	Avg									
1972-73	4	0	0	0.0	0	0	.000	0	0	.000	0	0	.000	-	-	1	0.3	0	0	0	0	0	0	0	0.0	
1974-75	2	0	11	5.5	0	1	.000	0	0	.000	0	1	.000	-	-	4	2.0	1	0	0	0	0	0	0	0.0	
1975-76	7	0	74	10.6	5	9	.556	0	0	.000	3	5	.600	-	-	12	1.7	7	0	3	0	0	0	13	1.9	
TOTAL	13	0	85	6.5	5	10	.500	0	0	.000	3	6	.500	-	-	17	1.3	8	0	3	0	0	0	13	1.0	

COOVER, Clarke

Year	GP	GS	Min	Avg	FG	Total			3-Point			F-Throw			Rebounds				PF	FO	Ast	TO	Blk	Stl	Pts	Avg
						FGA	Pct	FG	FGA	Pct	FT	FTA	Pct	Off	Def	Tot	Avg									
1951-52	2	0	0	0.0	1	3	.333	0	0	.000	0	0	.000	-	-	0	0.0	2	0	1	0	0	0	2	1.0	

CRAWFORD, Damon

Year	GP	GS	Min	Avg	FG	Total			3-Point			F-Throw			Rebounds				PF	FO	Ast	TO	Blk	Stl	Pts	Avg
						FGA	Pct	FG	FGA	Pct	FT	FTA	Pct	Off	Def	Tot	Avg									
1990-91	27	1	274	10.1	25	61	.410	2	6	.333	19	31	.613	25	27	52	1.9	25	0	11	13	0	9	71	2.6	
1991-92	31	17	576	18.6	55	137	.401	6	26	.231	28	42	.667	37	79	116	3.7	52	0	23	25	8	19	144	4.6	
1992-93	24	15	520	21.7	68	117	.581	11	25	.440	43	58	.741	46	76	122	5.1	48	0	26	23	6	14	190	7.9	
1993-94	28	28	869	31.0	169	338	.500	31	83	.373	100	145	.690	69	123	192	6.9	87	3	35	53	10	66	469	16.8	
TOTAL	110	61	2239	20.4	317	653	.485	50	140	.357	190	276	.688	177	305	482	4.4	212	3	95	114	24	108	874	7.9	

CREASON, Stuart

Year	GP	GS	Min	Avg	FG	Total			3-Point			F-Throw			Rebounds				PF	FO	Ast	TO	Blk	Stl	Pts	Avg
						FGA	Pct	FG	FGA	Pct	FT	FTA	Pct	Off	Def	Tot	Avg									
2004-05	26	14	464	17.8	41	84	.488	0	0	.000	26	39	.667	28	53	81	3.1	70	5	26	36	20	10	108	4.2	
2005-06	27	1	597	22.1	72	117	.615	0	0	.000	68	94	.723	32	71	103	3.8	77	3	28	50	38	6</			

CROSTHWAITE, Bob

Year	Total				3-Point			F-Throw			Rebounds			Other											
	GP	GS	Min	Avg	FG	FGA	Pct	FG	FGA	Pct	FT	FTA	Pct	Off	Def	Tot	Avg	PF	FO	Ast	TO	Blk	Stl	Pts	Avg
1955-56	2	0	0	0.0	2	5	.400	0	0	.000	1	2	.500	-	-	3	1.5	4	0	0	0	0	0	5	2.5

CUNNINGHAM, Alan

Year	Total				3-Point			F-Throw			Rebounds			Other											
	GP	GS	Min	Avg	FG	FGA	Pct	FG	FGA	Pct	FT	FTA	Pct	Off	Def	Tot	Avg	PF	FO	Ast	TO	Blk	Stl	Pts	Avg
1976-77	24	24	850	35.4	178	383	.465	0	0	.000	97	124	.782	-	-	216	9.0	75	3	38	0	23	0	453	18.9
1977-78	27	27	908	33.6	180	389	.463	0	0	.000	102	137	.745	-	-	246	9.1	84	4	44	0	57	0	462	17.1
TOTAL	51	51	1758	34.5	358	772	.464	0	0	.000	199	261	.762	-	-	462	9.1	159	7	82	0	80	0	915	17.9

DANIELS, David

Year	Total				3-Point			F-Throw			Rebounds			Other											
	GP	GS	Min	Avg	FG	FGA	Pct	FG	FGA	Pct	FT	FTA	Pct	Off	Def	Tot	Avg	PF	FO	Ast	TO	Blk	Stl	Pts	Avg
1972-73	2	0	0	0.0	0	1	.000	0	0	.000	0	0	.000	-	-	0	0.0	2	0	0	0	0	0	0	0.0

DANIELS, Tiel

Year	Total				3-Point			F-Throw			Rebounds			Other											
	GP	GS	Min	Avg	FG	FGA	Pct	FG	FGA	Pct	FT	FTA	Pct	Off	Def	Tot	Avg	PF	FO	Ast	TO	Blk	Stl	Pts	Avg
2014-15	32	32	659	20.6	66	105	.629	0	0	.000	51	117	.436	74	80	154	4.8	56	0	28	30	15	12	183	5.7
2015-16	34	34	952	28.0	120	194	.619	0	0	.000	81	142	.570	121	139	260	7.6	76	1	22	40	27	16	321	9.4
TOTAL	66	66	1611	24.4	186	299	.622	0	0	.000	132	259	.510	195	219	414	6.3	132	1	50	70	42	28	504	7.6

DAVEY, Joe

Year	Total				3-Point			F-Throw			Rebounds			Other											
	GP	GS	Min	Avg	FG	FGA	Pct	FG	FGA	Pct	FT	FTA	Pct	Off	Def	Tot	Avg	PF	FO	Ast	TO	Blk	Stl	Pts	Avg
1952-53	3	0	0	0.0	0	2	.000	0	0	.000	3	4	.750	-	-	0	0.0	3	0	0	0	0	0	3	1.0

DAVIDSON, Rusty

Year	Total				3-Point			F-Throw			Rebounds			Other											
	GP	GS	Min	Avg	FG	FGA	Pct	FG	FGA	Pct	FT	FTA	Pct	Off	Def	Tot	Avg	PF	FO	Ast	TO	Blk	Stl	Pts	Avg
1964-65	23	0	0	0.0	31	58	.534	0	0	.000	23	38	.605	-	-	76	3.3	40	0	0	0	0	0	85	3.7

DAVIS, Mike

Year	Total				3-Point			F-Throw			Rebounds			Other											
	GP	GS	Min	Avg	FG	FGA	Pct	FG	FGA	Pct	FT	FTA	Pct	Off	Def	Tot	Avg	PF	FO	Ast	TO	Blk	Stl	Pts	Avg
1966-67	16	0	0	0.0	15	32	.469	0	0	.000	9	15	.600	-	-	47	2.9	25	0	0	0	0	0	39	2.4
1967-68	24	0	0	0.0	76	185	.411	0	0	.000	58	95	.611	-	-	178	7.4	86	0	0	0	0	0	210	8.8
1968-69	24	0	0	0.0	73	153	.477	0	0	.000	42	72	.583	-	-	191	8.0	84	5	0	0	0	0	188	7.8
TOTAL	64	0	0	0.0	164	370	.443	0	0	.000	109	182	.599	-	-	416	6.5	195	5	0	0	0	0	437	6.8

DAVIS, Ted

Year	Total				3-Point			F-Throw			Rebounds			Other											
	GP	GS	Min	Avg	FG	FGA	Pct	FG	FGA	Pct	FT	FTA	Pct	Off	Def	Tot	Avg	PF	FO	Ast	TO	Blk	Stl	Pts	Avg
1956-57	17	0	0	0.0	6	21	.286	0	0	.000	9	16	.563	-	-	9	0.5	9	1	0	0	0	0	21	1.2
1957-58	18	0	0	0.0	7	16	.438	0	0	.000	9	12	.750	-	-	9	0.5	5	0	0	0	0	0	23	1.3
TOTAL	35	0	0	0.0	13	37	.351	0	0	.000	18	28	.643	-	-	18	0.5	14	1	0	0	0	0	44	1.3

DE CIMAN, Joe

Year	Total				3-Point			F-Throw			Rebounds			Other											
	GP	GS	Min	Avg	FG	FGA	Pct	FG	FGA	Pct	FT	FTA	Pct	Off	Def	Tot	Avg	PF	FO	Ast	TO	Blk	Stl	Pts	Avg
2012-13	23	0	117	5.1	7	21	.333	4	14	.286	5	7	.714	4	5	9	0.4	15	0	4	9	1	3	23	1.0
2013-14	32	22	815	25.5	94	213	.441	34	98	.347	52	76	.684	10	71	81	2.5	86	7	39	28	15	15	274	8.6
2014-15	34	34	943	27.7	85	213	.399	45	118	.381	54	63	.857	16	97	113	3.3	90	3	56	33	20	16	269	7.9
2015-16	34	34	1112	32.7	115	302	.381	67	172	.390	54	80	.675	47	129	176	5.2	103	6	59	49	11	23	351	10.3
TOTAL	123	90	2987	24.3	301	749	.402	150	402	.373	165	226	.730	77	302	379	3.1	294	16	158	119	47	57	917	7.5

DEL BENE, Johnny

Year	Total				3-Point			F-Throw			Rebounds			Other											
	GP	GS	Min	Avg	FG	FGA	Pct	FG	FGA	Pct	FT	FTA	Pct	Off	Def	Tot	Avg	PF	FO	Ast	TO	Blk	Stl	Pts	Avg
2009-10	6	0	14	2.3	2	4	.500	1	2	.500	0	0	.000	0	1	1	0.2	0	0	0	0	0	0	5	0.8

DeLAVALLEDE, Mick

Year	Total				3-Point			F-Throw			Rebounds			Other											
	GP	GS	Min	Avg	FG	FGA	Pct	FG	FGA	Pct	FT	FTA	Pct	Off	Def	Tot	Avg	PF	FO	Ast	TO	Blk	Stl	Pts	Avg
1981-82	24	5	276	11.5	23	65	.354	0	0	.000	10	16	.625	-	-	30	1.3	29	0	30	26	1	3	56	2.3
1982-83	28	13	555	19.8	62	137	.453	0	0	.000	40	56	.714	-	-	109	3.9	52	0	32	41	7	5	164	5.9
1983-84	10	2	178	17.8	22	36	.611	0	0	.000	10	18	.556	-	-	31	3.1	18	1	16	11	3	2	54	5.4
1984-85	29	16	459	15.8	52	117	.444	0	0	.000	55	72	.764	-	-	102	3.5	55	0	34	44	3	7	159	5.5
TOTAL	91	36	1468	16.1	159	355	.448	0	0	.000	115	162	.710	-	-	272	3.0	154	1	112	122	14	17	433	4.8

DENSON, Tim

Year	Total				3-Point			F-Throw			Rebounds			Other											
	GP	GS	Min	Avg	FG	FGA	Pct	FG	FGA	Pct	FT	FTA	Pct	Off	Def	Tot	Avg	PF	FO	Ast	TO	Blk	Stl	Pts	Avg
2006-07	30	29	813	27.1	74	192	.385	26	73	.356	78	103	.757	18	67	85	2.8	77	2	55	74	0	37	252	8.4

DOBLER, Donald

Year	Total				3-Point			F-Throw			Rebounds			Other											
	GP	GS	Min	Avg	FG	FGA	Pct	FG	FGA	Pct	FT	FTA	Pct	Off	Def	Tot	Avg	PF	FO	Ast	TO	Blk	Stl	Pts	Avg
1948-49	35	0	0	0.0	129	510	.253	0	0	.000	121	182	.665	-	-	0	0.0	85	0	0	0	0	0	379	10.8
1949-50	30	0	0	0.0	54	181	.298	0	0	.000	51	85	.600	-	-	0	0.0	57	0	0	0	0	0	159	5.3
TOTAL	65	0	0	0.0	183	691	.265	0	0	.000	172	267	.644	-	-	0	0.0	142	0	0 </					

DRAPER, Clint

Year	GP	GS	Min	Avg	Total			3-Point			F-Throw			Rebounds			PF	FO	Ast	TO	Blk	Stl	Pts	Avg
					FGA	Pct	FG	FGA	Pct	FT	FTA	Pct	Off	Def	Tot	Avg								
1950-51	16	0	0	0.0	5	19	.263	0	0	.000	6	10	.600	-	-	11	0.7	35	0	3	0	0	16	1.0
TOTAL	16	0	0	0.0	5	19	.263	0	0	.000	6	10	.600	-	-	11	0.7	35	0	3	0	0	16	1.0

DUDLEY, John

Year	GP	GS	Min	Avg	Total			3-Point			F-Throw			Rebounds			PF	FO	Ast	TO	Blk	Stl	Pts	Avg	
					FGA	Pct	FG	FGA	Pct	FT	FTA	Pct	Off	Def	Tot	Avg									
1982-83	28	0	317	11.3	31	88	.352	0	0	.000	18	33	.545	-	-	24	0.9	27	2	30	31	1	6	80	2.9
1983-84	29	22	861	29.7	82	178	.461	0	0	.000	47	81	.580	-	-	95	3.3	70	3	75	70	12	25	211	7.3
1984-85	30	13	527	17.6	55	120	.458	0	0	.000	55	70	.786	-	-	63	2.1	69	3	43	54	13	20	165	5.5
1985-86	29	26	834	28.8	88	239	.368	0	0	.000	72	96	.750	-	-	117	4.0	75	2	88	59	13	25	248	8.6
TOTAL	116	61	2539	21.9	256	625	.410	0	0	.000	192	280	.686	-	-	299	2.6	241	13	236	214	39	76	704	6.1

DUNN, Arin

Year	GP	GS	Min	Avg	Total			3-Point			F-Throw			Rebounds			PF	FO	Ast	TO	Blk	Stl	Pts	Avg	
					FGA	Pct	FG	FGA	Pct	FT	FTA	Pct	Off	Def	Tot	Avg									
2008-09	14	0	208	14.9	11	26	.423	9	15	.600	9	12	.750	1	19	20	1.4	17	0	10	10	0	8	40	2.9
2009-10	22	3	179	8.1	10	34	.294	2	13	.154	4	8	.500	0	18	18	0.8	11	0	8	9	0	9	26	1.2
TOTAL	36	3	387	10.8	21	60	.350	11	28	.393	13	20	.650	1	37	38	1.1	28	0	18	19	0	17	66	1.8

DUPREE, Dick

Year	GP	GS	Min	Avg	Total			3-Point			F-Throw			Rebounds			PF	FO	Ast	TO	Blk	Stl	Pts	Avg	
					FGA	Pct	FG	FGA	Pct	FT	FTA	Pct	Off	Def	Tot	Avg									
1952-53	2	0	0	0.0	0	0	.000	0	0	.000	4	5	.800	-	-	0	0.0	3	0	0	0	0	0	4	2.0

DURHAM, Pat

Year	GP	GS	Min	Avg	Total			3-Point			F-Throw			Rebounds			PF	FO	Ast	TO	Blk	Stl	Pts	Avg	
					FGA	Pct	FG	FGA	Pct	FT	FTA	Pct	Off	Def	Tot	Avg									
1985-86	28	17	499	17.8	64	146	.438	0	0	.000	39	71	.549	-	-	101	3.6	55	0	9	39	20	3	167	6.0
1986-87	29	28	713	24.6	193	351	.550	0	2	.000	140	206	.680	-	-	271	9.3	83	4	51	55	47	9	526	18.1
1987-88	35	35	0	0.0	252	502	.502	0	3	.000	172	249	.691	-	-	228	6.5	105	1	0	0	0	0	676	19.3
1988-89	33	33	0	0.0	196	374	.524	1	4	.250	218	290	.752	-	-	251	7.6	74	0	66	91	44	54	611	18.5
TOTAL	125	113	1212	9.7	705	1373	.513	1	9	.111	569	816	.697	-	-	851	6.8	317	5	126	185	111	66	1980	15.8

EDWARDS, Hyron

Year	GP	GS	Min	Avg	Total			3-Point			F-Throw			Rebounds			PF	FO	Ast	TO	Blk	Stl	Pts	Avg	
					FGA	Pct	FG	FGA	Pct	FT	FTA	Pct	Off	Def	Tot	Avg									
2018-19	20	1	421	21.1	42	123	.341	12	41	.293	40	49	.816	7	48	55	2.8	35	1	49	36	2	27	136	6.8
2019-20	32	0	569	17.8	50	115	.435	10	31	.323	18	23	.783	4	52	56	1.8	38	0	67	37	0	35	128	4.0
TOTAL	52	1	990	19.0	92	238	.387	22	72	.306	58	72	.806	11	100	111	2.1	73	1	116	73	2	62	264	5.1

EDWARDS, Willie

Year	GP	GS	Min	Avg	Total			3-Point			F-Throw			Rebounds			PF	FO	Ast	TO	Blk	Stl	Pts	Avg	
					FGA	Pct	FG	FGA	Pct	FT	FTA	Pct	Off	Def	Tot	Avg									
1969-70	16	0	0	0.0	7	29	.241	0	0	.000	2	5	.400	-	-	7	0.4	9	0	0	0	0	0	16	1.0
1970-71	20	0	0	0.0	32	81	.395	0	0	.000	23	32	.719	-	-	18	0.9	35	0	0	0	0	0	87	4.4
TOTAL	36	0	0	0.0	39	110	.355	0	0	.000	25	37	.676	-	-	25	0.7	44	0	0	0	0	0	103	2.9

EIKMEIER, Wes

Year	GP	GS	Min	Avg	Total			3-Point			F-Throw			Rebounds			PF	FO	Ast	TO	Blk	Stl	Pts	Avg	
					FGA	Pct	FG	FGA	Pct	FT	FTA	Pct	Off	Def	Tot	Avg									
2010-11	29	21	741	25.6	89	226	.394	39	109	.358	47	55	.855	9	34	43	1.5	48	3	62	50	0	19	264	9.1
2011-12	32	32	1046	32.7	166	412	.403	55	149	.369	108	123	.878	4	55	59	1.8	67	0	65	68	2	25	495	15.5
2012-13	35	35	1084	31.0	145	381	.381	54	149	.362	96	107	.897	3	56	59	1.7	97	1	75	59	2	19	440	12.6
TOTAL	96	88	2871	29.9	400	1019	.393	148	407	.364	251	285	.881	16	145	161	1.7	212	4	202	177	4	63	1199	12.5

ELLIS, Bill

Year	GP	GS	Min	Avg	Total			3-Point			F-Throw			Rebounds			PF	FO	Ast	TO	Blk	Stl	Pts	Avg	
					FGA	Pct	FG	FGA	Pct	FT	FTA	Pct	Off	Def	Tot	Avg									
1961-62	27	0	0	0.0	92	196	.469	0	0	.000	43	62	.694	-	-	139	5.1	72	0	0	0	0	0	227	8.4
1962-63	22	0	1	0.0	42	89	.472	0	0	.000	21	28	.750	-	-	48	2.2	23	0	0	0	0	0	105	4.8
1963-64	20	0	0	0.0	24	46	.522	0	0	.000	18	24	.750	-	-	40	2.0	14	0	0	0	0	0	66	3.3
TOTAL	69	0	1	0.0	158	331	.477	0	0	.000	82	114	.719	-	-	227	3.3	109	0	0	0	0	0	398	5.8

ELLIS, John

Year	GP	GS	Min	Avg	Total			3-Point			F-Throw			Rebounds			PF	FO	Ast	TO	Blk	Stl	Pts	Avg	
					FGA	Pct	FG	FGA	Pct	FT	FTA	Pct	Off	Def	Tot	Avg									
1979-80	25	3	431	17.2	81	164	.494	0	0	.000	75	106	.708	-	-	49	2.0	46	0	36	0	1	24	237	9.5

ELLIS, Smith

Year	GP	GS	Min	Avg	Total			3-Point			F-Throw			Rebounds			PF	FO	Ast	TO	Blk	Stl	Pts	Avg	
					FGA	Pct	FG	FGA	Pct	FT	FTA	Pct	Off	Def	Tot	Avg									
1958-59	18	0	0	0.0	13	43	.302	0	0	.000	26	44	.591	-	-	72	4.0	33	0	0	0	0	0	52	2.9

ETHERIDGE, Brian

Year	GP	GS	Min	Avg	Total			3-Point			F-Throw			Rebounds			PF	FO	Ast	TO	Blk	Stl	Pts	Avg	
					FGA	Pct	FG	FGA	Pct	FT	FTA	Pct	Off	Def	Tot	Avg									
1962-63	22	0	0	0.0	76	147	.517	0	0	.000	84	106	.792	-	-	159	7.2	73	3	0	0	0	0	236	10.7

EVANS, David

Year	GP	GS	Min
------	----	----	-----

FISHER, Chuck																											
Year	GP	GS	Min	Avg	FG	FGA	Pct	3-Point	3-Point	3-Point	F-Throw	F-Throw	F-Throw	F-Throw	F-Throw	F-Throw	F-Throw	Rebounds	Rebounds	Rebounds	Rebounds	Rebounds	Rebounds	Rebounds	Rebounds	Pts	Avg
								FG	FGA	Pct	FT	FTA	Pct	Off	Def	Tot	Avg	PF	FO	Ast	TO	Blk	Stl	Pts	Avg		
1962-63	4	0	0	0.0	1	3	.333	0	0	.000	0	0	.000	-	-	5	1.3	2	0	0	0	0	0	2	0.5		
FISHER, David																											
Year	GP	GS	Min	Avg	FG	FGA	Pct	3-Point	3-Point	3-Point	F-Throw	F-Throw	F-Throw	F-Throw	F-Throw	F-Throw	F-Throw	Rebounds	Rebounds	Rebounds	Rebounds	Rebounds	Rebounds	Rebounds	Rebounds	Pts	Avg
								FG	FGA	Pct	FT	FTA	Pct	Off	Def	Tot	Avg	PF	FO	Ast	TO	Blk	Stl	Pts	Avg		
1998-99	27	0	249	9.2	21	35	.600	0	0	.000	17	31	.548	20	39	59	2.2	55	0	8	16	0	5	59	2.2		
1999-00	29	0	263	9.1	20	48	.417	1	4	.250	21	35	.600	28	21	49	1.7	36	0	12	16	3	5	62	2.1		
2000-01	28	20	707	25.3	110	187	.588	2	3	.667	106	173	.613	45	61	106	3.8	69	3	29	55	2	9	328	11.7		
TOTAL	84	20	1219	14.5	151	270	.559	3	7	.429	144	239	.603	93	121	214	2.5	160	3	49	87	5	19	449	5.3		
FISHER, Jack																											
Year	GP	GS	Min	Avg	FG	FGA	Pct	3-Point	3-Point	3-Point	F-Throw	F-Throw	F-Throw	F-Throw	F-Throw	F-Throw	F-Throw	Rebounds	Rebounds	Rebounds	Rebounds	Rebounds	Rebounds	Rebounds	Rebounds	Pts	Avg
								FG	FGA	Pct	FT	FTA	Pct	Off	Def	Tot	Avg	PF	FO	Ast	TO	Blk	Stl	Pts	Avg		
1975-76	5	0	0	0.0	0	0	.000	0	0	.000	0	0	.000	-	-	0	0.0	1	0	0	0	0	0	0	0		
1976-77	7	0	41	5.9	7	14	.500	0	0	.000	3	8	.375	-	-	17	2.4	8	0	1	0	0	0	17	2.4		
TOTAL	12	0	41	3.4	7	14	.500	0	0	.000	3	8	.375	-	-	17	1.4	9	0	1	0	0	0	17	1.4		
FISHER, Rick																											
Year	GP	GS	Min	Avg	FG	FGA	Pct	3-Point	3-Point	3-Point	F-Throw	F-Throw	F-Throw	F-Throw	F-Throw	F-Throw	F-Throw	Rebounds	Rebounds	Rebounds	Rebounds	Rebounds	Rebounds	Rebounds	Rebounds	Pts	Avg
								FG	FGA	Pct	FT	FTA	Pct	Off	Def	Tot	Avg	PF	FO	Ast	TO	Blk	Stl	Pts	Avg		
1970-71	24	0	0	0.0	180	388	.464	0	0	.000	90	117	.769	-	-	232	9.7	43	0	0	0	0	0	450	18.8		
FORD, John																											
Year	GP	GS	Min	Avg	FG	FGA	Pct	3-Point	3-Point	3-Point	F-Throw	F-Throw	F-Throw	F-Throw	F-Throw	F-Throw	F-Throw	Rebounds	Rebounds	Rebounds	Rebounds	Rebounds	Rebounds	Rebounds	Rebounds	Pts	Avg
								FG	FGA	Pct	FT	FTA	Pct	Off	Def	Tot	Avg	PF	FO	Ast	TO	Blk	Stl	Pts	Avg		
1996-97	26	0	224	8.6	23	48	.479	0	0	.000	20	47	.426	13	24	37	1.4	21	0	4	10	6	7	66	2.5		
1997-98	28	0	280	10.0	26	42	.619	0	0	.000	15	50	.300	23	31	54	1.9	24	0	8	26	13	3	67	2.4		
1998-99	25	17	416	16.6	33	59	.559	0	0	.000	28	52	.538	37	52	89	3.6	72	2	15	19	33	7	94	3.8		
1999-00	28	15	498	17.8	72	121	.595	0	0	.000	44	74	.595	29	44	73	2.6	45	0	21	25	41	13	188	6.7		
TOTAL	107	32	1418	13.3	154	270	.570	0	0	.000	107	223	.480	102	151	253	2.4	162	2	48	80	93	30	415	3.9		
FOSTER, Dennis																											
Year	GP	GS	Min	Avg	FG	FGA	Pct	3-Point	3-Point	3-Point	F-Throw	F-Throw	F-Throw	F-Throw	F-Throw	F-Throw	F-Throw	Rebounds	Rebounds	Rebounds	Rebounds	Rebounds	Rebounds	Rebounds	Rebounds	Pts	Avg
								FG	FGA	Pct	FT	FTA	Pct	Off	Def	Tot	Avg	PF	FO	Ast	TO	Blk	Stl	Pts	Avg		
1962-63	23	0	0	0.0	27	81	.333	0	0	.000	31	46	.674	-	-	44	1.9	50	1	0	0	0	0	85	3.7		
1963-64	21	0	0	0.0	22	44	.500	0	0	.000	17	26	.654	-	-	32	1.5	24	0	0	0	0	0	61	2.9		
1964-65	22	0	0	0.0	55	111	.495	0	0	.000	38	63	.603	-	-	51	2.3	42	0	0	0	0	0	148	6.7		
TOTAL	66	0	0	0.0	104	236	.441	0	0	.000	86	135	.637	-	-	127	1.9	116	1	0	0	0	0	294	4.5		
FRANKLIN, Travis																											
Year	GP	GS	Min	Avg	FG	FGA	Pct	3-Point	3-Point	3-Point	F-Throw	F-Throw	F-Throw	F-Throw	F-Throw	F-Throw	F-Throw	Rebounds	Rebounds	Rebounds	Rebounds	Rebounds	Rebounds	Rebounds	Rebounds	Pts	Avg
								FG	FGA	Pct	FT	FTA	Pct	Off	Def	Tot	Avg	PF	FO	Ast	TO	Blk	Stl	Pts	Avg		
2008-09	28	2	504	18.0	53	119	.445	0	0	.000	75	110	.682	49	53	102	3.6	65	1	17	41	7	18	181	6.5		
2009-10	32	31	824	25.8	102	197	.518	0	0	.000	133	244	.545	68	93	161	5.0	81	2	42	72	9	35	337	10.5		
2010-11	32	32	763	23.8	120	220	.545	0	0	.000	137	211	.649	64	80	144	4.5	74	1	57	81	4	43	377	11.8		
TOTAL	92	65	2091	22.7	275	536	.513	0	0	.000	345	565	.611	181	226	407	4.4	220	4	116	194	20	96	895	9.7		
FRIEHAUF, Eric																											
Year	GP	GS	Min	Avg	FG	FGA	Pct	3-Point	3-Point	3-Point	F-Throw	F-Throw	F-Throw	F-Throw	F-Throw	F-Throw	F-Throw	Rebounds	Rebounds	Rebounds	Rebounds	Rebounds	Rebounds	Rebounds	Rebounds	Pts	Avg
								FG	FGA	Pct	FT	FTA	Pct	Off	Def	Tot	Avg	PF	FO	Ast	TO	Blk	Stl	Pts	Avg		
1987-88	35	35	0	0.0	70	130	.538	0	0	.000	32	56	.571	-	-	157	4.5	91	1	0	0	0	0	172	4.9		
1988-89	33	32	0	0.0	80	154	.519	0	1	.000	59	80	.738	-	-	125	3.8	83	2	48	37	4	34	219	6.6		
1989-90	30	19	661	22.0	45	89	.506	0	0	.000	26	41	.634	-	-	97	3.2	59	1	28	18	17	21	116	3.9		
TOTAL	98	86	661	6.7	195	373	.523	0	1	.000	117	177	.661	-	-	379	3.9	233	4	76	55	21	55	507	5.2		
GARDNER, Willis																											
Year	GP	GS	Min	Avg	FG	FGA	Pct	3-Point	3-Point	3-Point	F-Throw	F-Throw	F-Throw	F-Throw	F-Throw	F-Throw	F-Throw	Rebounds	Rebounds	Rebounds	Rebounds	Rebounds	Rebounds	Rebounds	Rebounds	Pts	Avg
								FG	FGA	Pct	FT	FTA	Pct	Off	Def	Tot	Avg	PF	FO	Ast	TO	Blk	Stl	Pts	Avg		
2007-08	30	28	918	30.6	100	223	.448	35	91	.385	60	67	.896	18	79	97	3.2	47	0	87	46	2	12	295	9.8		
2008-09	27	25	850	31.5	91	206	.442	18	64	.281	60	78	.769	22	45	67	2.5	52	0	58	36	8	20	260	9.6		
TOTAL	57	53	1768	31.0	191	429	.445	53	155	.382	120	145	.828	40	124	164	2.9	99	0	145	82	14	42	555	9.7		
GILLEN, John																											
Year	GP	GS	Min	Avg	FG	FGA	Pct	3-Point	3-Point	3-Point	F-Throw	F-Throw	F-Throw	F-Throw	F-Throw	F-Throw	F-Throw	Rebounds	Rebounds	Rebounds	Rebounds	Rebounds	Rebounds	Rebounds	Rebounds	Pts	Avg
								FG	FGA	Pct	FT	FTA	Pct	Off	Def	Tot	Avg	PF	FO	Ast	TO	Blk	Stl	Pts	Avg		
1957-58	14	0	0	0.0	4	11	.364	0	0	.000	3	8	.375	-	-	16	1.1	12	0	0	0	0	0	11	0.8		
1958-59	20	0	0	0.0	24	76	.316	0	0	.000	31	41	.756	-	-	103	5.2	30	0	0	0	0	0	79	4.0		
1959-60	23	0	0	0.0	21	55	.382	0	0	.000	34	48	.708	-	-	48	2.1	36	0	0	0	0	0	76	3.3		
TOTAL	57	0	0	0.0	49	142	.345	0	0	.000	68	97	.701	-	-	167	2.9	78	0								

GIPSON, Ron		Total					3-Point			F-Throw			Rebounds														
Year	GP	GS	Min	Avg	FG	FGA	Pct	FG	FGA	Pct	FT	FTA	Pct	Off	Def	Tot	Avg	PF	FO	Ast	TO	Blk	Stl	Pts	Avg		
1974-75	8	1	108	13.5	20	52	.385	0	0	.000	3	6	.500	-	-	18	2.3	9	0	11	0	0	0	43	5.4		
GIPSON, Wayne																											
Year	GP	GS	Min	Avg	FG	FGA	Pct	FG	FGA	Pct	FT	FTA	Pct	Off	Def	Tot	Avg	PF	FO	Ast	TO	Blk	Stl	Pts	Avg		
1990-91	29	27	784	27.0	74	171	.433	18	49	.367	34	58	.586	5	66	71	2.4	71	3	73	53	4	25	200	6.9		
GOLD, Ron																											
Year	GP	GS	Min	Avg	FG	FGA	Pct	FG	FGA	Pct	FT	FTA	Pct	Off	Def	Tot	Avg	PF	FO	Ast	TO	Blk	Stl	Pts	Avg		
1975-76	2	0	8	4.0	0	6	.000	0	0	.000	1	2	.500	-	-	1	0.5	1	0	0	0	0	0	1	0.5		
1977-78	27	2	459	17.0	42	133	.316	0	0	.000	25	45	.556	-	-	32	1.2	61	1	46	0	3	0	109	4.0		
TOTAL	29	2	467	16.1	42	139	.302	0	0	.000	26	47	.553	-	-	33	1.1	62	1	46	0	3	0	110	3.8		
GONDREZICK, George																											
Year	GP	GS	Min	Avg	FG	FGA	Pct	FG	FGA	Pct	FT	FTA	Pct	Off	Def	Tot	Avg	PF	FO	Ast	TO	Blk	Stl	Pts	Avg		
1976-77	2	0	3	1.5	0	1	.000	0	0	.000	0	1	.000	-	-	1	0.5	1	0	1	0	0	0	0	0		
1978-79	12	0	0	0.0	9	23	.391	0	0	.000	5	7	.714	-	-	11	0.9	14	0	10	0	0	0	23	1.9		
1979-80	8	1	44	5.5	7	20	.350	0	0	.000	8	10	.800	-	-	3	0.4	6	0	5	0	0	3	22	2.8		
TOTAL	22	1	47	2.1	16	44	.364	0	0	.000	13	18	.722	-	-	15	0.7	21	0	16	0	0	3	45	2.0		
GOOD, Mike																											
Year	GP	GS	Min	Avg	FG	FGA	Pct	FG	FGA	Pct	FT	FTA	Pct	Off	Def	Tot	Avg	PF	FO	Ast	TO	Blk	Stl	Pts	Avg		
1965-66	18	0	0	0.0	19	45	.422	0	0	.000	7	12	.583	-	-	15	0.8	13	0	0	0	0	0	45	2.5		
1966-67	23	0	0	0.0	36	111	.324	0	0	.000	12	18	.667	-	-	45	2.0	15	0	0	0	0	0	84	3.7		
TOTAL	41	0	0	0.0	55	156	.353	0	0	.000	19	30	.633	-	-	60	1.5	28	0	0	0	0	0	129	3.1		
GOODRUM, Anthony																											
Year	GP	GS	Min	Avg	FG	FGA	Pct	FG	FGA	Pct	FT	FTA	Pct	Off	Def	Tot	Avg	PF	FO	Ast	TO	Blk	Stl	Pts	Avg		
1985-86	18	0	68	3.8	6	25	.240	0	0	.000	1	3	.333	-	-	8	0.4	12	0	3	5	1	3	13	0.7		
1986-87	28	0	218	7.8	26	79	.329	5	17	.294	18	28	.643	-	-	32	1.1	15	0	17	16	1	3	75	2.7		
1987-88	13	0	0	0.0	2	9	.222	0	2	.000	9	12	.750	-	-	4	0.3	3	0	0	0	0	0	13	1.0		
TOTAL	59	0	286	4.8	34	113	.301	5	19	.263	28	43	.651	-	-	44	0.7	30	0	20	21	2	6	101	1.7		
GOODWYN, Ceedric																											
Year	GP	GS	Min	Avg	FG	FGA	Pct	FG	FGA	Pct	FT	FTA	Pct	Off	Def	Tot	Avg	PF	FO	Ast	TO	Blk	Stl	Pts	Avg		
1998-99	30	29	785	26.2	155	292	.531	18	42	.429	93	142	.655	39	93	132	4.4	102	5	48	74	29	24	421	14.0		
1999-00	30	29	826	27.5	197	384	.513	37	88	.420	102	146	.699	29	107	136	4.5	92	1	76	101	37	25	533	17.8		
TOTAL	60	58	1611	26.9	352	676	.521	55	130	.423	195	288	.677	68	200	268	4.5	194	6	124	175	66	49	954	15.9		
GOSSETT, Bill																											
Year	GP	GS	Min	Avg	FG	FGA	Pct	FG	FGA	Pct	FT	FTA	Pct	Off	Def	Tot	Avg	PF	FO	Ast	TO	Blk	Stl	Pts	Avg		
1948-49	17	0	0	0.0	23	88	.261	0	0	.000	17	30	.567	-	-	0	0.0	31	0	0	0	0	0	63	3.7		
1949-50	10	0	0	0.0	1	20	.050	0	0	.000	3	8	.375	-	-	0	0.0	5	0	0	0	0	0	5	0.5		
1950-51	33	0	0	0.0	167	433	.386	0	0	.000	130	175	.743	-	-	254	7.7	119	10	71	0	0	0	464	14.1		
TOTAL	60	0	0	0.0	191	541	.353	0	0	.000	150	213	.704	-	-	254	4.2	155	10	71	0	0	0	532	8.9		
GRADY, Ron																											
Year	GP	GS	Min	Avg	FG	FGA	Pct	FG	FGA	Pct	FT	FTA	Pct	Off	Def	Tot	Avg	PF	FO	Ast	TO	Blk	Stl	Pts	Avg		
1999-00	24	17	590	24.6	83	192	.432	20	58	.345	35	43	.814	15	62	77	3.2	74	4	39	54	4	14	221	9.2		
2000-01	27	19	718	26.6	110	268	.410	36	96	.375	55	70	.786	31	107	138	5.1	79	3	40	63	3	20	311	11.5		
TOTAL	51	36	1308	25.6	193	460	.420	56	154	.364	90	113	.796	46	169	215	4.2	153	7	79	117	7	34	532	10.4		
GRAF, Todd																											
Year	GP	GS	Min	Avg	FG	FGA	Pct	FG	FGA	Pct	FT	FTA	Pct	Off	Def	Tot	Avg	PF	FO	Ast	TO	Blk	Stl	Pts	Avg		
1985-86	27	4	279	10.3	27	70	.386	0	0	.000	21	33	.636	-	-	48	1.8	32	1	27	26	0	10	75	2.8		
1986-87	29	12	397	13.7	59	163	.362	2	13	.154	19	39	.487	-	-	110	3.8	50	2	36	29	5	8	139	4.8		
1987-88	28	0	0	0.0	27	44	.614	0	1	.000	8	15	.533	-	-	53	1.9	20	0	0	0	0	0	62	2.2		
TOTAL	84	16	676	8.0	113	277	.408	2	14	.143	48	87	.552	-	-	211	2.5	102	3	63	55	5	18	276	3.3		
GRANT, Boyd																											
Year	GP	GS	Min	Avg	FG	FGA	Pct	FG	FGA	Pct	FT	FTA	Pct	Off	Def	Tot	Avg	PF	FO	Ast	TO	Blk	Stl	Pts	Avg		
1954-55	15	0	0	0.0	11	49	.224	0	0	.000	3	6	.500	-	-	27	1.8	6	0	0	0	0	0	25	1.7		
1955-56	24	0	0	0.0	102	293	.348	0	0	.000	56	78	.718	-	-	135	5.6	52	2	0	0	0	0	260	10.8		
1956-57	24	0	0	0.0	128	338	.379	0	0	.000	45	61	.738	-	-	131	5.5	37	0	0	0	0	0	301	12.5		
TOTAL	63	0	0	0.0	241	680	.354	0	0	.000	104	145	.717	-	-	293	4.7	95	2	0	0	0	0	586	9.3		
GRAY, Mike																											
Year	GP	GS	Min	Avg	FG	FGA	Pct	FG	FGA	Pct	FT	FTA	Pct	Off	Def	Tot	Avg	PF	FO	Ast	TO	Blk	Stl	Pts	Avg		
1983-84	30	29	820	27.3	129	259	.498	0	0	.000	87	107	.813	-	-	155	5.2	88	5	29	51	12	14	345	11.5		
1984-85	29	29	855	29.5	140	258	.543	0	0	.000	103	140	.736	-	-	195	6.7	81	2	32	59	26	12	383	13.2		
TOTAL	59	58	1675	28.4	269	517	.520	0	0	.000	190	247	.769	-	-	350	5.9	169	7	61	110	38	26	728	12.3		
GREEN,Bill																											
Year	GP	GS	Min	Avg	FG	FGA	Pct	FG	FGA	Pct	FT	FTA	Pct	Off	Def	Tot	Avg	PF	FO	Ast	TO	Blk	Stl	Pts	Avg		
1960-61	26	0	0	0.0	160	312	.513	0	0	.000	140	213	.657	-	-	257	9.9	82	0	0	0	0	0	460	17.7		
1961-62	27	0	0	0.0	203	348	.583	0	0	.000	167	263	.635														

GREEN, Dorian

Year	Total					3-Point			F-Throw			Rebounds			PF	FO	Ast	TO	Blk	Stl	Pts	Avg			
	GP	GS	Min	Avg	FG	FGA	Pct	FG	FGA	Pct	FT	FTA	Pct	Off									Def	Tot	Avg
2009-10	32	32	1120	35.0	104	291	.357	59	152	.388	109	131	.832	11	67	78	2.4	82	2	80	74	9	29	376	11.8
2010-11	32	32	936	29.3	70	191	.366	33	111	.297	54	71	.761	7	89	96	3.0	73	1	91	58	2	22	227	7.1
2011-12	32	32	1076	33.6	132	274	.482	52	122	.426	103	124	.831	14	98	112	3.5	73	0	78	59	2	27	419	13.1
2012-13	34	34	1115	32.8	135	325	.415	53	147	.361	119	152	.783	6	81	87	2.6	59	0	124	60	4	27	442	13.0
TOTAL	130	130	4247	32.7	441	1081	.408	197	532	.370	385	478	.805	38	335	373	2.9	287	3	373	251	17	105	1464	11.3

GREENE, Brian

Year	Total					3-Point			F-Throw			Rebounds			PF	FO	Ast	TO	Blk	Stl	Pts	Avg			
	GP	GS	Min	Avg	FG	FGA	Pct	FG	FGA	Pct	FT	FTA	Pct	Off									Def	Tot	Avg
1999-00	30	2	338	11.3	33	65	.508	1	2	.500	37	49	.755	29	53	82	2.7	54	0	22	33	11	17	104	3.5
2000-01	27	18	540	20.0	85	167	.509	0	0	.000	41	58	.707	50	107	157	5.8	87	6	60	53	7	24	211	7.8
2001-02	30	29	910	30.3	182	356	.511	1	8	.125	110	151	.728	68	154	222	7.4	94	2	77	96	12	49	475	15.8
2002-03	33	30	964	29.2	173	343	.504	8	18	.444	105	129	.814	65	139	204	6.2	97	2	75	70	8	38	459	13.9
TOTAL	120	79	2752	22.9	473	931	.508	10	28	.357	293	387	.757	212	453	665	5.5	332	10	234	252	38	128	1249	10.4

GREENE, Darrell

Year	Total					3-Point			F-Throw			Rebounds			PF	FO	Ast	TO	Blk	Stl	Pts	Avg			
	GP	GS	Min	Avg	FG	FGA	Pct	FG	FGA	Pct	FT	FTA	Pct	Off									Def	Tot	Avg
1964-65	13	0	0	0.0	28	63	.444	0	0	.000	18	30	.600	-	-	14	1.1	16	0	0	0	0	0	74	5.7
1965-66	16	0	0	0.0	16	38	.421	0	0	.000	5	11	.455	-	-	11	0.7	14	0	0	0	0	0	37	2.3
TOTAL	29	0	0	0.0	44	101	.436	0	0	.000	23	41	.561	-	-	25	0.9	30	0	0	0	0	0	111	3.8

GREGORY, Leonard

Year	Total					3-Point			F-Throw			Rebounds			PF	FO	Ast	TO	Blk	Stl	Pts	Avg			
	GP	GS	Min	Avg	FG	FGA	Pct	FG	FGA	Pct	FT	FTA	Pct	Off									Def	Tot	Avg
1951-52	2	0	0	0.0	0	2	.000	0	0	.000	0	0	.000	-	-	2	1.0	1	0	0	0	0	0	0	0.0
1952-53	14	0	0	0.0	26	105	.248	0	0	.000	24	36	.667	-	-	0	0.0	37	0	0	0	0	0	76	5.4
1953-54	27	0	0	0.0	36	137	.263	0	0	.000	36	71	.507	-	-	109	4.0	51	1	0	0	0	0	108	4.0
1954-55	22	0	0	0.0	38	125	.304	0	0	.000	47	78	.603	-	-	82	3.7	56	3	0	0	0	0	123	5.6
TOTAL	65	0	0	0.0	100	369	.271	0	0	.000	107	185	.578	-	-	193	3.0	145	4	0	0	0	0	307	4.7

GREGORY, Richard

Year	Total					3-Point			F-Throw			Rebounds			PF	FO	Ast	TO	Blk	Stl	Pts	Avg			
	GP	GS	Min	Avg	FG	FGA	Pct	FG	FGA	Pct	FT	FTA	Pct	Off									Def	Tot	Avg
1955-56	25	0	0	0.0	64	188	.340	0	0	.000	80	141	.567	-	-	228	9.1	59	1	0	0	0	0	208	8.3
1956-57	25	0	0	0.0	80	221	.362	0	0	.000	50	82	.610	-	-	230	9.2	87	9	0	0	0	0	210	8.4
1957-58	25	0	0	0.0	90	229	.393	0	0	.000	46	79	.582	-	-	184	7.4	56	1	0	0	0	0	226	9.0
TOTAL	75	0	0	0.0	234	638	.367	0	0	.000	176	302	.583	-	-	642	8.6	202	11	0	0	0	0	644	8.6

GRIER, Barry

Year	Total					3-Point			F-Throw			Rebounds			PF	FO	Ast	TO	Blk	Stl	Pts	Avg			
	GP	GS	Min	Avg	FG	FGA	Pct	FG	FGA	Pct	FT	FTA	Pct	Off									Def	Tot	Avg
1976-77	13	0	78	6.0	11	19	.579	0	0	.000	3	9	.333	-	-	19	1.5	16	1	2	0	3	0	25	1.9
1977-78	20	0	186	9.3	23	52	.442	0	0	.000	10	21	.476	-	-	36	1.8	30	1	11	0	0	0	56	2.8
TOTAL	33	0	264	8.0	34	71	.479	0	0	.000	13	30	.433	-	-	55	1.7	46	2	13	0	0	0	81	2.5

GRONEWOLLER, Paul

Year	Total					3-Point			F-Throw			Rebounds			PF	FO	Ast	TO	Blk	Stl	Pts	Avg			
	GP	GS	Min	Avg	FG	FGA	Pct	FG	FGA	Pct	FT	FTA	Pct	Off									Def	Tot	Avg
1971-72	6	0	0	0.0	6	12	.500	0	0	.000	0	1	.000	-	-	7	1.2	2	0	0	0	0	0	12	2.0

GUSTAFSON, Carl

Year	Total					3-Point			F-Throw			Rebounds			PF	FO	Ast	TO	Blk	Stl	Pts	Avg			
	GP	GS	Min	Avg	FG	FGA	Pct	FG	FGA	Pct	FT	FTA	Pct	Off									Def	Tot	Avg
1948-49	25	0	0	0.0	15	78	.192	0	0	.000	10	16	.625	-	-	0	0.0	14	0	0	0	0	0	40	1.6
1949-50	20	0	0	0.0	47	140	.336	0	0	.000	24	30	.800	-	-	0	0.0	32	0	0	0	0	0	118	5.9
TOTAL	45	0	0	0.0	62	218	.284	0	0	.000	34	46	.739	-	-	0	0.0	46	0	0	0	0	0	158	3.5

HALL, Tim

Year	Total					3-Point			F-Throw			Rebounds			PF	FO	Ast	TO	Blk	Stl	Pts	Avg			
	GP	GS	Min	Avg	FG	FGA	Pct	FG	FGA	Pct	FT	FTA	Pct	Off									Def	Tot	Avg
1972-73	27	0	0	0.0	89	192	.464	0	0	.000	17	31	.548	-	-	203	7.5	81	4	0	0	0	0	195	7.2
1973-74	26	0	0	0.0	176	345	.510	0	0	.000	57	92	.620	-	-	269	10.3	86	6	19	0	0	0	409	15.7
1974-75	26	25	810	31.2	136	304	.447	0	0	.000	48	85	.565	-	-	191	7.3	65	1	31	0	0	0	320	12.3
TOTAL	79	25	810	10.3	401	841	.477	0	0	.000	122	208	.587	-	-	663	8.4	232	11	50	0	0	0	924	11.7

HAMLIN, Stafford

Year	Total					3-Point			F-Throw			Rebounds			PF	FO	Ast	TO	Blk	Stl	Pts	Avg			
	GP	GS	Min	Avg	FG	FGA	Pct	FG	FGA	Pct	FT	FTA	Pct	Off									Def	Tot	Avg
1982-83	12	0	23	1.9	1	2	.500	0	0	.000	1	5	.200	-	-	2	0.2	7	0	0	1	0	0	3	0.3

HAMLIN, Stephen

Year	Total					3-Point			F-Throw			Rebounds			PF	FO	Ast	TO	Blk	Stl	Pts	Avg
	GP	GS	Min	Avg	FG	FGA	Pct	FG	FGA	Pct	FT	FTA	Pct									

HARRISON, Michael			Total										3-Point			F-Throw			Rebounds						
Year	GP	GS	Min	Avg	FG	FGA	Pct	FG	FGA	Pct	FT	FTA	Pct	Off	Def	Tot	Avg	PF	FO	Ast	TO	Blk	Stl	Pts	Avg
2005-06	31	30	891	28.7	160	257	.623	2	4	.500	62	113	.549	57	100	157	5.1	77	3	49	62	66	28	384	12.4
TOTAL	31	30	891	28.7	160	257	.623	2	4	.500	62	113	.549	57	100	157	5.1	77	3	49	62	66	28	384	12.4

HAYES, Adrian "Buck"			Total										3-Point			F-Throw			Rebounds						
Year	GP	GS	Min	Avg	FG	FGA	Pct	FG	FGA	Pct	FT	FTA	Pct	Off	Def	Tot	Avg	PF	FO	Ast	TO	Blk	Stl	Pts	Avg
2000-01	12	0	60	5.0	6	15	.400	0	2	.000	3	7	.429	4	11	15	1.3	8	0	3	6	2	1	15	1.3

HEAD, Zelwoud			Total										3-Point			F-Throw			Rebounds						
Year	GP	GS	Min	Avg	FG	FGA	Pct	FG	FGA	Pct	FT	FTA	Pct	Off	Def	Tot	Avg	PF	FO	Ast	TO	Blk	Stl	Pts	Avg
1979-80	9	0	63	7.0	4	8	.500	0	0	.000	2	9	.222	-	-	19	2.1	10	0	2	0	0	0	10	1.1
1980-81	24	14	497	20.7	45	106	.425	0	0	.000	26	53	.491	-	-	65	2.7	67	2	5	51	4	4	116	4.8
TOTAL	33	14	560	17.0	49	114	.430	0	0	.000	28	62	.452	-	-	84	2.5	77	2	7	51	4	4	126	3.8

HENSLEIGH, Jim			Total										3-Point			F-Throw			Rebounds						
Year	GP	GS	Min	Avg	FG	FGA	Pct	FG	FGA	Pct	FT	FTA	Pct	Off	Def	Tot	Avg	PF	FO	Ast	TO	Blk	Stl	Pts	Avg
1970-71	3	0	0	0.0	1	4	.250	0	0	.000	1	2	.500	-	-	0	0.0	2	0	0	0	0	0	3	1.0

HESS, Martin			Total										3-Point			F-Throw			Rebounds						
Year	GP	GS	Min	Avg	FG	FGA	Pct	FG	FGA	Pct	FT	FTA	Pct	Off	Def	Tot	Avg	PF	FO	Ast	TO	Blk	Stl	Pts	Avg
1966-67	16	0	0	0.0	8	14	.571	0	0	.000	2	3	.667	-	-	22	1.4	24	0	0	0	0	0	18	1.1
1967-68	24	0	0	0.0	67	148	.453	0	0	.000	62	89	.697	-	-	160	6.7	75	0	0	0	0	0	196	8.2
1969-70	20	0	0	0.0	14	51	.275	0	0	.000	15	21	.714	-	-	60	3.0	29	2	0	0	0	0	43	2.2
TOTAL	60	0	0	0.0	89	213	.418	0	0	.000	79	113	.699	-	-	242	4.0	128	2	0	0	0	0	257	4.3

HESSEL, Dave			Total										3-Point			F-Throw			Rebounds						
Year	GP	GS	Min	Avg	FG	FGA	Pct	FG	FGA	Pct	FT	FTA	Pct	Off	Def	Tot	Avg	PF	FO	Ast	TO	Blk	Stl	Pts	Avg
1955-56	15	0	0	0.0	6	28	.214	0	0	.000	6	12	.500	-	-	3	0.2	6	0	0	0	0	0	18	1.2

HIBBARD, Gary			Total										3-Point			F-Throw			Rebounds						
Year	GP	GS	Min	Avg	FG	FGA	Pct	FG	FGA	Pct	FT	FTA	Pct	Off	Def	Tot	Avg	PF	FO	Ast	TO	Blk	Stl	Pts	Avg
1953-54	27	0	0	0.0	30	97	.309	0	0	.000	14	27	.519	-	-	79	2.9	52	2	0	0	0	0	74	2.7
1954-55	23	0	0	0.0	98	286	.343	0	0	.000	52	90	.578	-	-	188	8.2	58	1	0	0	0	0	248	10.8
1955-56	23	0	0	0.0	149	400	.373	0	0	.000	93	134	.694	-	-	288	12.5	49	0	0	0	0	0	391	17.0
TOTAL	73	0	0	0.0	277	783	.354	0	0	.000	159	251	.633	-	-	555	7.6	159	3	0	0	0	0	713	9.8

HINES, Jamie			Total										3-Point			F-Throw			Rebounds						
Year	GP	GS	Min	Avg	FG	FGA	Pct	FG	FGA	Pct	FT	FTA	Pct	Off	Def	Tot	Avg	PF	FO	Ast	TO	Blk	Stl	Pts	Avg
1988-89	32	11	0	0.0	49	104	.471	12	29	.414	35	49	.714	-	-	55	1.7	40	0	33	33	2	15	145	4.5
1989-90	29	7	518	17.9	53	107	.495	16	38	.421	27	41	.659	-	-	55	1.9	37	0	37	23	2	17	149	5.1
TOTAL	61	18	518	8.5	102	211	.483	28	67	.418	62	90	.689	-	-	110	1.8	77	0	70	56	4	32	294	4.8

HOFFMAN, Wynn			Total										3-Point			F-Throw			Rebounds						
Year	GP	GS	Min	Avg	FG	FGA	Pct	FG	FGA	Pct	FT	FTA	Pct	Off	Def	Tot	Avg	PF	FO	Ast	TO	Blk	Stl	Pts	Avg
1960-61	17	0	0	0.0	19	38	.500	0	0	.000	7	11	.636	-	-	37	2.2	12	0	0	0	0	0	45	2.6
1961-62	20	0	0	0.0	8	25	.320	0	0	.000	15	22	.682	-	-	29	1.5	10	0	0	0	0	0	31	1.6
1963-64	21	0	0	0.0	24	51	.471	0	0	.000	16	32	.500	-	-	78	3.7	29	0	0	0	0	0	64	3.0
TOTAL	58	0	0	0.0	51	114	.447	0	0	.000	38	65	.585	-	-	144	2.5	51	0	0	0	0	0	140	2.4

HOFFNER, Larry			Total										3-Point			F-Throw			Rebounds						
Year	GP	GS	Min	Avg	FG	FGA	Pct	FG	FGA	Pct	FT	FTA	Pct	Off	Def	Tot	Avg	PF	FO	Ast	TO	Blk	Stl	Pts	Avg
1957-58	25	0	0	0.0	117	323	.362	0	0	.000	82	125	.656	-	-	168	6.7	75	2	0	0	0	0	316	12.6
1958-59	22	0	0	0.0	113	303	.373	0	0	.000	98	162	.605	-	-	234	10.6	71	0	0	0	0	0	324	14.7
1959-60	23	0	0	0.0	153	385	.397	0	0	.000	79	130	.608	-	-	236	10.3	64	0	0	0	0	0	385	16.7
TOTAL	70	0	0	0.0	383	1011	.379	0	0	.000	259	417	.621	-	-	638	9.1	210	2	0	0	0	0	1025	14.6

HOLMES, Ray			Total										3-Point			F-Throw			Rebounds						
Year	GP	GS	Min	Avg	FG	FGA	Pct	FG	FGA	Pct	FT	FTA	Pct	Off	Def	Tot	Avg	PF	FO	Ast	TO	Blk	Stl	Pts	Avg
1980-81	27	7	370	13.7	48	108	.444	0	0	.000	9	28	.321	-	-	61	2.3	46	0	22	26	9	13	105	3.9

HOLT, Marcus			Total										3-Point			F-Throw			Rebounds						
Year	GP	GS	Min	Avg	FG	FGA	Pct	FG	FGA	Pct	FT	FTA	Pct	Off	Def	Tot	Avg	PF	FO	Ast	TO	Blk	Stl	Pts	Avg
2013-14	30	0	368	12.3	33	56	.589	0	0	.000	24	51	.471	38	44	82	2.7	60	3	0	12	21	5	90	3.0
2014-15	15	1	89	5.9	6	12	.500	3	9	.333	9	6	150	1.0	9	0	0	2	1	3	15	1.0	3	15	1.0
TOTAL	45	1	457	10.2	39	68	.574	0	3	.000	27	60	.450	47	50	97	2.2	69	3	0	14	22	8	105	2.3

HOPMAN, Tom			Total										3-Point			F-Throw			Rebounds						
Year	GP	GS	Min	Avg	FG	FGA	Pct	FG	FGA	Pct	FT	FTA	Pct	Off	Def	Tot	Avg	PF	FO	Ast	TO	Blk	Stl	Pts	Avg
1965-66	15	0	0	0.0	10	19	.526	0	0	.000	7	15	.467	-	-	49	3.3	12	0	0	0	0	0	27	1.8
1967-68	19	0	0	0.0	15	31	.484	0	0	.000	27	38	.711	-	-	58	3.1	30	0	0	0	0	0	57	3.0

HORNING, Pierce

Year	GP				FG	Total			3-Point			F-Throw			Rebounds			PF	FO	Ast	TO	Blk	Stl	Pts	Avg
	GP	GS	Min	Avg		FGA	Pct	FG	FGA	Pct	FT	FTA	Pct	Off	Def	Tot	Avg								
2009-10	32	0	648	20.3	36	68	.529	2	9	.222	9	17	529	57	76	133	4.2	110	9	42	30	12	32	83	2.6
2010-11	32	0	655	20.5	64	105	.610	2	13	.154	7	17	412	59	87	146	4.6	89	4	27	24	17	35	137	4.3
2011-12	26	17	708	27.2	96	147	.653	4	15	.267	33	59	559	93	134	227	8.7	79	6	45	36	12	49	229	8.8
2012-13	33	33	1027	31.1	108	198	.545	10	25	.400	52	80	650	133	160	293	8.9	76	3	74	44	16	40	278	8.4
TOTAL	123	60	3038	24.7	304	518	.587	18	62	.290	101	173	584	342	457	799	6.5	354	22	188	134	57	156	727	5.9

HOWARD, Dennis

Year	GP				FG	Total			3-Point			F-Throw			Rebounds			PF	FO	Ast	TO	Blk	Stl	Pts	Avg
	GP	GS	Min	Avg		FGA	Pct	FG	FGA	Pct	FT	FTA	Pct	Off	Def	Tot	Avg								
1967-68	10	0	0	0.0	3	9	.333	0	0	.000	3	6	.500	-	-	10	1.0	4	0	0	0	0	0	9	0.9

HOWE, Bill

Year	GP				FG	Total			3-Point			F-Throw			Rebounds			PF	FO	Ast	TO	Blk	Stl	Pts	Avg
	GP	GS	Min	Avg		FGA	Pct	FG	FGA	Pct	FT	FTA	Pct	Off	Def	Tot	Avg								
1951-52	12	0	0	0.0	68	194	.351	0	0	.000	32	49	.653	-	-	50	4.2	35	5	9	0	0	0	168	14.0

HUGHES, Eddie

Year	GP				FG	Total			3-Point			F-Throw			Rebounds			PF	FO	Ast	TO	Blk	Stl	Pts	Avg
	GP	GS	Min	Avg		FGA	Pct	FG	FGA	Pct	FT	FTA	Pct	Off	Def	Tot	Avg								
1978-79	27	27	0	0.0	175	342	.512	0	0	.000	66	89	.742	-	-	77	2.9	55	0	102	0	0	0	416	15.4
1979-80	27	26	1033	38.3	149	293	.509	0	0	.000	55	77	.714	-	-	90	3.3	53	1	77	0	3	42	353	13.1
1980-81	26	22	935	36.0	140	295	.475	0	0	.000	66	98	.673	-	-	79	3.0	63	1	93	62	2	38	346	13.3
1981-82	26	24	831	32.0	102	224	.455	0	0	.000	41	62	.661	-	-	102	3.9	77	6	94	55	5	32	245	9.4
TOTAL	106	99	2799	26.4	566	1154	.490	0	0	.000	228	326	.699	-	-	348	3.3	248	8	366	117	10	112	1360	12.8

HUNSAKER, Lyle

Year	GP				FG	Total			3-Point			F-Throw			Rebounds			PF	FO	Ast	TO	Blk	Stl	Pts	Avg
	GP	GS	Min	Avg		FGA	Pct	FG	FGA	Pct	FT	FTA	Pct	Off	Def	Tot	Avg								
1959-60	21	0	0	0.0	18	56	.321	0	0	.000	26	38	.684	-	-	79	3.8	33	0	0	0	0	0	62	3.0
1960-61	25	0	0	0.0	17	54	.315	0	0	.000	26	38	.684	-	-	79	3.2	33	0	0	0	0	0	60	2.4
TOTAL	46	0	0	0.0	35	110	.318	0	0	.000	52	76	.684	-	-	158	3.4	66	0	0	0	0	0	122	2.7

HURST, Carlton

Year	GP				FG	Total			3-Point			F-Throw			Rebounds			PF	FO	Ast	TO	Blk	Stl	Pts	Avg
	GP	GS	Min	Avg		FGA	Pct	FG	FGA	Pct	FT	FTA	Pct	Off	Def	Tot	Avg								
2013-14	30	5	491	16.4	40	91	.440	1	9	.111	44	68	.647	18	48	66	2.2	43	1	25	23	5	6	125	4.2
2014-15	31	1	283	9.1	24	47	.511	1	4	.250	8	16	.500	14	31	45	1.5	31	0	7	9	5	6	57	1.8
TOTAL	61	6	774	12.7	64	138	.464	2	13	.154	52	84	.619	32	79	111	1.8	74	1	32	32	10	12	182	3.0

HUSE, Delon

Year	GP				FG	Total			3-Point			F-Throw			Rebounds			PF	FO	Ast	TO	Blk	Stl	Pts	Avg
	GP	GS	Min	Avg		FGA	Pct	FG	FGA	Pct	FT	FTA	Pct	Off	Def	Tot	Avg								
1964-65	11	0	0	0.0	9	18	.500	0	0	.000	0	2	.000	-	-	17	1.5	12	0	0	0	0	0	18	1.6
1965-66	12	0	0	0.0	3	7	.429	0	0	.000	2	5	.400	-	-	10	0.8	4	0	0	0	0	0	8	0.7
TOTAL	23	0	0	0.0	12	25	.480	0	0	.000	2	7	.286	-	-	27	1.2	16	0	0	0	0	0	26	1.1

IRVIN, Lance

Year	GP				FG	Total			3-Point			F-Throw			Rebounds			PF	FO	Ast	TO	Blk	Stl	Pts	Avg
	GP	GS	Min	Avg		FGA	Pct	FG	FGA	Pct	FT	FTA	Pct	Off	Def	Tot	Avg								
1987-88	32	0	0	0.0	6	20	.300	0	1	.000	14	20	.700	-	-	17	0.5	23	0	0	0	0	0	26	0.8

IVERSON, Colton

Year	GP				FG	Total			3-Point			F-Throw			Rebounds			PF	FO	Ast	TO	Blk	Stl	Pts	Avg
	GP	GS	Min	Avg		FGA	Pct	FG	FGA	Pct	FT	FTA	Pct	Off	Def	Tot	Avg								
2012-13	35	35	1033	29.5	183	307	.596	0	0	.000	131	222	.590	117	225	342	9.8	91	1	46	69	25	20	497	14.2

JACKSON, Kimani

Year	GP				FG	Total			3-Point			F-Throw			Rebounds			PF	FO	Ast	TO	Blk	Stl	Pts	Avg
	GP	GS	Min	Avg		FGA	Pct	FG	FGA	Pct	FT	FTA	Pct	Off	Def	Tot	Avg								
2015-16	25	0	221	8.8	24	56	.429	0	2	.000	11	22	.500	28	24	52	2.1	43	0	9	27	10	1	59	2.4
2016-17	15	6	187	12.5	24	55	.436	1	6	.167	14	23	.609	21	24	45	3.0	30	0	6	13	9	1	63	4.2
TOTAL	40	6	408	10.2	48	111	.432	1	8	.125	25	45	.556	49	48	97	2.4	73	0	15	40	19	2	122	3.1

JAMES,Deion

Year	GP				FG	Total			3-Point			F-Throw			Rebounds			PF	FO	Ast	TO	Blk	Stl	Pts	Avg
	GP	GS	Min	Avg		FGA	Pct	FG	FGA	Pct	FT	FTA	Pct	Off	Def	Tot	Avg								
2017-18	31	21	800	25.8	125	276	.453	13	50	.260	58	82	.707	71	94	165	5.3	97	4	51	55	19	20	321	10.4

JANKOVICH, Bob

Year	GP				FG	Total			3-Point			F-Throw			Rebounds			PF	FO	Ast	TO	Blk	Stl	Pts	Avg
	GP	GS	Min	Avg		FGA	Pct	FG	FGA	Pct	FT	FTA	Pct	Off	Def	Tot	Avg								
1949-50	16	0	0	0.0	6	45	.133	0	0	.000	7	10	.700	-	-	0	0.0	26	0	0	0	0	0	19	1.2
1950-51	12	0	0	0.0	2	9	.222	0	0	.000	1	3	.333	-	-	5	0.4	14	0	2	0	0	0	5	0.4
TOTAL	28	0	0	0.0	8	54	.148	0	0	.000	8	13	.615	-	-	5	0.2	40	0	2	0	0	0	24	0.9

JANZEN, George

Year	GP				FG	Total			3-Point			F-Throw			Rebounds			PF	FO	Ast	TO	Blk	Stl	Pts	Avg
	GP	GS	Min	Avg		FGA	Pct	FG	FGA	Pct	FT	FTA	Pct	Off	Def	Tot	Avg								
1948-49	27	0</																							

JENSEN, Ren

Year	GP	GS	Min	Avg	FG	FGA	Pct	FG	FGA	Pct	FT	FTA	Pct	Off	Def	Tot	Avg	PF	FO	Ast	TO	Blk	Stl	Pts	Avg
------	----	----	-----	-----	----	-----	-----	----	-----	-----	----	-----	-----	-----	-----	-----	-----	----	----	-----	----	-----	-----	-----	-----

1955-56	11	0	0	0.0	2	7	.286	0	0	.000	4	5	.800	-	-	7	0.6	8	0	0	0	0	0	0	8	0.7
---------	----	---	---	-----	---	---	------	---	---	------	---	---	------	---	---	---	-----	---	---	---	---	---	---	---	---	-----

JOHANNSEN, Andy

Year	GP	GS	Min	Avg	FG	FGA	Pct	FG	FGA	Pct	FT	FTA	Pct	Off	Def	Tot	Avg	PF	FO	Ast	TO	Blk	Stl	Pts	Avg
------	----	----	-----	-----	----	-----	-----	----	-----	-----	----	-----	-----	-----	-----	-----	-----	----	----	-----	----	-----	-----	-----	-----

1983-84	30	6	542	18.1	55	101	.545	0	0	.000	23	44	.523	-	-	88	2.9	70	4	56	47	4	15	133	4.4
1984-85	30	15	643	21.4	76	147	.517	0	0	.000	28	49	.571	-	-	116	3.9	92	1	70	41	5	10	180	6.0
TOTAL	60	21	1185	19.8	131	248	.528	0	0	.000	51	93	.548	-	-	204	3.4	162	5	126	88	9	25	313	5.2

JOHNSON, Lorenzo

Year	GP	GS	Min	Avg	FG	FGA	Pct	FG	FGA	Pct	FT	FTA	Pct	Off	Def	Tot	Avg	PF	FO	Ast	TO	Blk	Stl	Pts	Avg
------	----	----	-----	-----	----	-----	-----	----	-----	-----	----	-----	-----	-----	-----	-----	-----	----	----	-----	----	-----	-----	-----	-----

1994-95	29	16	487	16.8	58	106	.547	1	7	.143	64	93	.688	50	69	119	4.1	46	0	17	33	7	7	181	6.2
1995-96	30	10	485	16.2	50	83	.602	3	6	.500	34	58	.586	53	76	129	4.3	66	1	19	37	11	9	137	4.6
1996-97	28	0	395	14.1	39	70	.557	1	6	.167	35	56	.625	32	58	90	3.2	44	0	23	41	17	4	114	4.1
1997-98	28	0	368	13.1	30	76	.395	0	1	.000	38	67	.567	50	57	107	3.8	52	0	12	17	16	4	98	3.5
TOTAL	115	26	1735	15.1	177	335	.528	5	20	.250	171	274	.624	185	260	445	3.9	208	1	71	128	51	24	530	4.6

JOHNSON, Shelton

Year	GP	GS	Min	Avg	FG	FGA	Pct	FG	FGA	Pct	FT	FTA	Pct	Off	Def	Tot	Avg	PF	FO	Ast	TO	Blk	Stl	Pts	Avg
------	----	----	-----	-----	----	-----	-----	----	-----	-----	----	-----	-----	-----	-----	-----	-----	----	----	-----	----	-----	-----	-----	-----

2002-03	33	13	556	16.8	35	78	.449	5	19	.263	11	23	.478	32	51	83	2.5	44	2	28	23	4	19	86	2.6
2003-04	23	15	616	26.8	40	92	.435	25	61	.410	6	13	.462	19	48	67	2.9	43	0	35	30	2	23	111	4.8
TOTAL	56	28	1172	20.9	75	170	.441	30	80	.375	17	36	.472	51	99	150	2.7	87	2	63	53	6	42	197	3.5

JORDAN, Tracy

Year	GP	GS	Min	Avg	FG	FGA	Pct	FG	FGA	Pct	FT	FTA	Pct	Off	Def	Tot	Avg	PF	FO	Ast	TO	Blk	Stl	Pts	Avg
------	----	----	-----	-----	----	-----	-----	----	-----	-----	----	-----	-----	-----	-----	-----	-----	----	----	-----	----	-----	-----	-----	-----

1989-90	29	0	257	8.9	36	80	.450	2	4	.500	11	25	.440	-	-	60	2.1	20	0	19	17	0	3	85	2.9
1990-91	25	4	385	15.4	49	96	.510	0	1	.000	14	36	.389	28	54	82	3.3	30	0	16	17	0	10	112	4.5
TOTAL	54	4	642	11.9	85	176	.483	2	5	.400	25	61	.410	-	-	142	2.6	50	0	35	34	0	13	197	3.6

JUNG, Mark

Year	GP	GS	Min	Avg	FG	FGA	Pct	FG	FGA	Pct	FT	FTA	Pct	Off	Def	Tot	Avg	PF	FO	Ast	TO	Blk	Stl	Pts	Avg
------	----	----	-----	-----	----	-----	-----	----	-----	-----	----	-----	-----	-----	-----	-----	-----	----	----	-----	----	-----	-----	-----	-----

1978-79	27	22	0	0.0	91	171	.532	0	0	.000	33	44	.750	-	-	128	4.7	47	0	28	0	0	0	215	8.0
1979-80	23	20	435	18.9	62	143	.434	0	0	.000	9	22	.409	-	-	59	2.6	41	3	11	0	10	8	133	5.8
TOTAL	50	42	435	8.7	153	314	.487	0	0	.000	42	66	.636	-	-	187	3.7	88	3	39	0	10	8	348	7.0

KELLY, Dick

Year	GP	GS	Min	Avg	FG	FGA	Pct	FG	FGA	Pct	FT	FTA	Pct	Off	Def	Tot	Avg	PF	FO	Ast	TO	Blk	Stl	Pts	Avg
------	----	----	-----	-----	----	-----	-----	----	-----	-----	----	-----	-----	-----	-----	-----	-----	----	----	-----	----	-----	-----	-----	-----

1962-63	3	0	0	0.0	0	5	.000	0	0	.000	0	0	.000	-	-	3	1.0	3	0	0	0	0	0	0	0	0.0
---------	---	---	---	-----	---	---	------	---	---	------	---	---	------	---	---	---	-----	---	---	---	---	---	---	---	---	-----

KEMMAN, John

Year	GP	GS	Min	Avg	FG	FGA	Pct	FG	FGA	Pct	FT	FTA	Pct	Off	Def	Tot	Avg	PF	FO	Ast	TO	Blk	Stl	Pts	Avg
------	----	----	-----	-----	----	-----	-----	----	-----	-----	----	-----	-----	-----	-----	-----	-----	----	----	-----	----	-----	-----	-----	-----

1956-57	11	0	0	0.0	2	12	.167	0	0	.000	0	0	.000	-	-	12	1.1	5	0	0	0	0	0	4	0.4
---------	----	---	---	-----	---	----	------	---	---	------	---	---	------	---	---	----	-----	---	---	---	---	---	---	---	-----

KERR, Floyd

Year	GP	GS	Min	Avg	FG	FGA	Pct	FG	FGA	Pct	FT	FTA	Pct	Off	Def	Tot	Avg	PF	FO	Ast	TO	Blk	Stl	Pts	Avg
------	----	----	-----	-----	----	-----	-----	----	-----	-----	----	-----	-----	-----	-----	-----	-----	----	----	-----	----	-----	-----	-----	-----

1966-67	23	0	0	0.0	90	226	.398	0	0	.000	44	72	.611	-	-	77	3.3	67	0	0	0	0	0	224	9.7
1967-68	19	0	0	0.0	121	305	.397	0	0	.000	60	92	.652	-	-	145	7.6	53	0	0	0	0	0	302	15.9
1968-69	24	0	0	0.0	126	316	.399	0	0	.000	83	114	.728	-	-	165	6.9	50	1	0	0	0	0	335	14.0
TOTAL	66	0	0	0.0	337	847	.398	0	0	.000	187	278	.673	-	-	387	5.9	170	1	0	0	0	0	861	13.0

KERR, Lloyd

Year	GP	GS	Min	Avg	FG	FGA	Pct	FG	FGA	Pct	FT	FTA	Pct	Off	Def	Tot	Avg	PF	FO	Ast	TO	Blk	Stl	Pts	Avg
------	----	----	-----	-----	----	-----	-----	----	-----	-----	----	-----	-----	-----	-----	-----	-----	----	----	-----	----	-----	-----	-----	-----

1966-67	21	0	0	0.0	72	164	.439	0	0	.000	43	65	.662	-	-	59	2.8	50	0	0	0	0	0	187	8.9
1967-68	24	0	0	0.0	115	307	.375	0	0	.000	120	159	.755	-	-	139	5.8	71	0	0	0	0	0	350	14.6
1968-69	24	0	0	0.0	142	320	.444	0	0	.000	95	129	.736	-	-	136	5.7	62	2	0	0	0	0	379	15.8
TOTAL	69	0	0	0.0	329	791	.416	0	0	.000	258	353	.731	-	-	334	4.8	183	2	0	0	0	0	916	13.3

KEY, Bill

Year	GP	GS	Min	Avg	FG	FGA	Pct	FG	FGA	Pct	FT	FTA	Pct	Off	Def	Tot	Avg	PF	FO	Ast	TO	Blk	Stl	Pts	Avg
------	----	----	-----	-----	----	-----	-----	----	-----	-----	----	-----	-----	-----	-----	-----	-----	----	----	-----	----	-----	-----	-----	-----

1964-65	22	0	0	0.0	40	79	.506	0	0	.000	20	31	.645	-	-	91	4.1	55	0	0	0	0	0	100	4.5
1965-66	10	0	0	0.0	25	60	.417	0	0	.000	21	30	.700	-	-	58	5.8	35	0	0	0	0	0	71	7.1
TOTAL	32	0	0	0.0	65	139	.468	0	0	.000	41	61	.672	-	-	149	4.7	90	0	0	0	0	0	171	5.3

KIDD, Stanton

Year	GP	GS	Min	Avg	FG	FGA	Pct	FG	FGA	Pct	FT	FTA	Pct	Off	Def	Tot	Avg	PF	FO	Ast	TO	Blk	Stl	Pts	Avg
------	----	----	-----	-----	----	-----	-----	----	-----	-----	----	-----	-----	-----	-----	-----	-----	----	----	-----	----	-----	-----	-----	-----

2014-15	34	34	1023	30.1	148	319	.464	37	92	.402	60	81	.741	76	96	172	5.1	82	2	62	50	28	28	393	11.6
---------	----	----	------	------	-----	-----	------	----	----	------	----	----	------	----	----	-----	-----	----	---	----	----	----	----	-----	------

KILBY, Xavier

Year	GP	GS	Min	Avg	FG	FGA	Pct	FG	FGA	Pct	FT	FTA	Pct	Off	Def	Tot	Avg	PF	FO	Ast	TO	Blk	Stl	Pts	Avg
------	----	----	-----	-----	----	-----	-----	----	-----	-----	----	-----	-----	-----	-----	-----	-----	----	----	-----	----	-----	-----	-----	-----

 **INDIVIDUAL SEASON-BY-SEASON**

KING, Charles

Year	GP	GS	Min	Avg	FG	Total			3-Point			F-Throw			Rebounds			Avg	PF	FO	Ast	TO	Blk	Stl	Pts	Avg
						FGA	Pct	FG	FGA	Pct	FT	FTA	Pct	Off	Def	Tot										
1948-49	25	0	0	0.0	12	63	.190	0	0	.000	7	15	.467	-	-	0	0.0	22	0	0	0	0	0	0	31	1.2
1949-50	30	0	0	0.0	57	188	.303	0	0	.000	51	90	.567	-	-	0	0.0	84	0	0	0	0	0	0	165	5.5
TOTAL	55	0	0	0.0	69	251	.275	0	0	.000	58	105	.552	-	-	0	0.0	106	0	0	0	0	0	0	196	3.6

KIRKLAND, Dennis

Year	GP	GS	Min	Avg	FG	Total			3-Point			F-Throw			Rebounds			Avg	PF	FO	Ast	TO	Blk	Stl	Pts	Avg
						FGA	Pct	FG	FGA	Pct	FT	FTA	Pct	Off	Def	Tot										
1973-74	2	0	0	0.0	2	6	.333	0	0	.000	1	2	.500	-	-	4	2.0	6	0	0	0	0	0	0	5	2.5
1974-75	15	1	165	11.0	32	65	.492	0	0	.000	9	16	.563	-	-	46	3.1	33	1	9	0	0	0	0	73	4.9
TOTAL	17	1	165	9.7	34	71	.479	0	0	.000	10	18	.556	-	-	50	2.9	39	1	9	0	0	0	0	78	4.6

KIRKMAN, John

Year	GP	GS	Min	Avg	FG	Total			3-Point			F-Throw			Rebounds			Avg	PF	FO	Ast	TO	Blk	Stl	Pts	Avg
						FGA	Pct	FG	FGA	Pct	FT	FTA	Pct	Off	Def	Tot										
1967-68	24	0	0	0.0	64	153	.418	0	0	.000	34	42	.810	-	-	62	2.6	35	0	0	0	0	0	0	162	6.8

KOELLIKER, Braden

Year	GP	GS	Min	Avg	FG	Total			3-Point			F-Throw			Rebounds			Avg	PF	FO	Ast	TO	Blk	Stl	Pts	Avg
						FGA	Pct	FG	FGA	Pct	FT	FTA	Pct	Off	Def	Tot										
2016-17	36	5	682	18.9	45	122	.369	10	44	.227	51	63	.810	66	80	146	4.1	66	0	32	24	8	12	151	4.2	

KOPSA, Brian

Year	GP	GS	Min	Avg	FG	Total			3-Point			F-Throw			Rebounds			Avg	PF	FO	Ast	TO	Blk	Stl	Pts	Avg
						FGA	Pct	FG	FGA	Pct	FT	FTA	Pct	Off	Def	Tot										
1975-76	25	17	648	25.9	33	60	.550	0	0	.000	33	41	.805	-	-	100	4.0	70	3	20	0	0	0	0	99	4.0

KUHN, Heiko

Year	GP	GS	Min	Avg	FG	Total			3-Point			F-Throw			Rebounds			Avg	PF	FO	Ast	TO	Blk	Stl	Pts	Avg
						FGA	Pct	FG	FGA	Pct	FT	FTA	Pct	Off	Def	Tot										
1950-51	21	0	0	0.0	12	41	.293	0	0	.000	4	7	.571	-	-	8	0.4	11	0	5	0	0	0	0	28	1.3
1951-52	26	0	0	0.0	55	177	.311	0	0	.000	13	32	.406	-	-	34	1.3	35	0	10	0	0	0	0	123	4.7
TOTAL	47	0	0	0.0	67	218	.307	0	0	.000	17	39	.436	-	-	42	0.9	46	0	15	0	0	0	0	151	3.2

LACKEY, Travis

Year	GP	GS	Min	Avg	FG	Total			3-Point			F-Throw			Rebounds			Avg	PF	FO	Ast	TO	Blk	Stl	Pts	Avg
						FGA	Pct	FG	FGA	Pct	FT	FTA	Pct	Off	Def	Tot										
1969-70	22	0	0	0.0	35	82	.427	0	0	.000	39	46	.848	-	-	101	4.6	40	2	0	0	0	0	0	109	5.0
1970-71	25	0	0	0.0	67	150	.447	0	0	.000	50	81	.617	-	-	145	5.8	59	0	0	0	0	0	0	184	7.4
1971-72	24	0	0	0.0	103	230	.448	0	0	.000	43	68	.632	-	-	267	11.1	65	2	0	0	0	0	0	249	10.4
TOTAL	71	0	0	0.0	205	462	.444	0	0	.000	132	195	.677	-	-	513	7.2	164	4	0	0	0	0	0	542	7.6

LANE, Roger

Year	GP	GS	Min	Avg	FG	Total			3-Point			F-Throw			Rebounds			Avg	PF	FO	Ast	TO	Blk	Stl	Pts	Avg
						FGA	Pct	FG	FGA	Pct	FT	FTA	Pct	Off	Def	Tot										
1951-52	23	0	0	0.0	7	43	.163	0	0	.000	20	20	1.000	-	-	21	0.9	18	0	0	0	0	0	0	34	1.5
1952-53	4	0	0	0.0	4	8	.500	0	0	.000	3	3	1.000	-	-	0	0.0	2	0	0	0	0	0	0	11	2.8
TOTAL	27	0	0	0.0	11	51	.216	0	0	.000	23	23	1.000	-	-	21	0.8	20	0	0	0	0	0	0	45	1.7

LARREW, Tery

Year	GP	GS	Min	Avg	FG	Total			3-Point			F-Throw			Rebounds			Avg	PF	FO	Ast	TO	Blk	Stl	Pts	Avg
						FGA	Pct	FG	FGA	Pct	FT	FTA	Pct	Off	Def	Tot										
1973-74	26	0	0	0.0	91	184	.495	0	0	.000	41	63	.651	-	-	132	5.1	54	1	27	0	0	0	0	223	8.6
1974-75	26	25	866	33.3	111	223	.498	0	0	.000	93	120	.775	-	-	111	4.3	66	1	41	0	0	0	0	315	12.1
1975-76	17	14	586	34.5	82	183	.448	0	0	.000	63	76	.829	-	-	98	5.8	49	1	39	0	0	0	0	227	13.4
TOTAL	69	39	1452	21.0	284	590	.481	0	0	.000	197	259	.761	-	-	341	4.9	169	3	107	0	0	0	0	765	11.1

LARSEN, Paco

Year	GP	GS	Min	Avg	FG	Total			3-Point			F-Throw			Rebounds			Avg	PF	FO	Ast	TO	Blk	Stl	Pts	Avg
						FGA	Pct	FG	FGA	Pct	FT	FTA	Pct	Off	Def	Tot										
1983-84	9	0	15	1.7	1	6	.167	0	0	.000	0	1	.000	-	-	6	0.7	5	0	1	3	0	0	0	2	0.2
1984-85	5	0	10	2.0	1	4	.250	0	0	.000	1	2	.500	-	-	3	0.6	6	0	1	3	0	0	0	3	0.6
1985-86	29	1	136	4.7	16	28	.571	0	0	.000	14	20	.700	-	-	28	1.0	31	0	2	11	1	2	46	1.6	
1986-87	28	17	265	9.5	47	107	.439	0	0	.000	26	36	.722	-	-	55	2.0	73	4	14	15	3	1	120	4.3	
TOTAL	71	18	426	6.0	65	145	.448	0	0	.000	41	59	.695	-	-	92	1.3	115	4	18	32	5	3	171	2.4	

LARSON, Doug

Year	GP	GS	Min	Avg	FG	Total			3-Point			F-Throw			Rebounds			Avg	PF	FO	Ast	TO	Blk	Stl	Pts	Avg
						FGA	Pct	FG	FGA	Pct	FT	FTA	Pct	Off	Def	Tot										
1988-89	9	0	0	0.0	4	7	.571	0	0	.000	0	2	.000	-	-	11	1.2	5	0	1	5	0	2	8	0.9	
1990-91	24	5	247	10.3	24	58	.414	0	1	.000	13	19	.684	17	28	45	1.9	40	1	15	10	3	6	61	2.5	
1991-92	31	31	876	28.3	111	250	.444	0	1	.000	86	118	.729	59	117	176	5.7	109	5	38	59	22	46	308	9.9	
1992-93	29	29	794	27.4	12																					

LEBSACK, Michael													3-Point			F-Throw			Rebounds							
Year	GP	GS	Min	Avg	FG	FGA	Pct	FG	FGA	Pct	FT	FTA	Pct	Off	Def	Tot	Avg	PF	FO	Ast	TO	Blk	Stl	Pts	Avg	
2008-09	2	0	2	1.0	0	0	.000	0	0	.000	0	0	.000	1	0	1	0.5	0	0	1	0	0	0	0	0.0	
LEDBETTER, John													3-Point			F-Throw			Rebounds							
Year	GP	GS	Min	Avg	FG	FGA	Pct	FG	FGA	Pct	FT	FTA	Pct	Off	Def	Tot	Avg	PF	FO	Ast	TO	Blk	Stl	Pts	Avg	
1991-92	26	0	249	9.6	23	55	.418	3	5	.600	14	16	.875	23	40	63	2.4	57	2	2	22	1	8	63	2.4	
LEE, Anthony													3-Point			F-Throw			Rebounds							
Year	GP	GS	Min	Avg	FG	FGA	Pct	FG	FGA	Pct	FT	FTA	Pct	Off	Def	Tot	Avg	PF	FO	Ast	TO	Blk	Stl	Pts	Avg	
1983-84	23	6	238	10.3	20	49	.408	0	0	.000	16	17	.941	-	-	18	0.8	14	0	22	16	1	10	56	2.4	
1984-85	11	0	86	7.8	9	23	.391	0	0	.000	0	0	.000	-	-	11	1.0	10	0	6	7	0	2	18	1.6	
1985-86	28	5	459	16.4	41	87	.471	0	0	.000	24	41	.585	-	-	60	2.1	44	0	34	37	4	9	106	3.8	
1986-87	29	28	650	22.4	78	175	.446	0	8	.000	49	63	.778	-	-	126	4.3	57	1	104	46	7	28	205	7.1	
TOTAL	91	39	1433	15.7	148	334	.443	0	8	.000	89	121	.736	-	-	215	2.4	125	1	166	106	12	49	385	4.2	
LEGO, Ray													3-Point			F-Throw			Rebounds							
Year	GP	GS	Min	Avg	FG	FGA	Pct	FG	FGA	Pct	FT	FTA	Pct	Off	Def	Tot	Avg	PF	FO	Ast	TO	Blk	Stl	Pts	Avg	
1979-80	19	3	306	16.1	36	81	.444	0	0	.000	11	14	.786	-	-	21	1.1	17	0	21	0	0	3	83	4.4	
1980-81	24	8	269	11.2	29	71	.408	0	0	.000	10	12	.833	-	-	32	1.3	12	0	16	19	0	2	68	2.8	
1981-82	26	12	592	22.8	71	139	.511	0	0	.000	28	32	.875	-	-	37	1.4	31	1	35	30	0	7	170	6.5	
1982-83	27	27	1008	37.3	119	236	.504	0	0	.000	33	42	.786	-	-	69	2.6	50	0	84	41	2	18	271	10.0	
TOTAL	96	50	2175	22.7	255	527	.484	0	0	.000	82	100	.820	-	-	159	1.7	110	1	156	90	2	30	592	6.2	
LeSATZ, George													3-Point			F-Throw			Rebounds							
Year	GP	GS	Min	Avg	FG	FGA	Pct	FG	FGA	Pct	FT	FTA	Pct	Off	Def	Tot	Avg	PF	FO	Ast	TO	Blk	Stl	Pts	Avg	
1951-52	1	0	0	0.0	0	1	.000	0	0	.000	0	0	.000	-	-	1	1.0	3	0	0	0	0	0	0	0.0	
1952-53	1	0	0	0.0	0	1	.000	0	0	.000	0	0	.000	-	-	0	0.0	1	0	0	0	0	0	0	0.0	
TOTAL	2	0	0	0.0	0	2	.000	0	0	.000	0	0	.000	-	-	1	0.5	4	0	0	0	0	0	0	0.0	
LEWIS, Cory													3-Point			F-Throw			Rebounds							
Year	GP	GS	Min	Avg	FG	FGA	Pct	FG	FGA	Pct	FT	FTA	Pct	Off	Def	Tot	Avg	PF	FO	Ast	TO	Blk	Stl	Pts	Avg	
2005-06	30	30	897	29.9	96	217	.442	26	66	.394	86	110	.782	18	90	108	3.6	90	3	136	102	3	47	304	10.1	
2006-07	30	25	961	32.0	106	245	.433	30	84	.357	60	82	.732	23	104	127	4.2	84	3	135	89	6	61	302	10.1	
TOTAL	60	55	1858	31.0	202	462	.437	56	150	.373	146	192	.760	41	194	235	3.9	174	6	271	191	9	108	606	10.1	
LEWIS, Kish													3-Point			F-Throw			Rebounds							
Year	GP	GS	Min	Avg	FG	FGA	Pct	FG	FGA	Pct	FT	FTA	Pct	Off	Def	Tot	Avg	PF	FO	Ast	TO	Blk	Stl	Pts	Avg	
1994-95	31	15	708	22.8	99	229	.432	2	10	.200	63	91	.692	76	100	176	5.7	70	1	18	39	34	19	263	8.5	
1995-96	3	0	34	11.3	2	12	.167	0	2	.000	1	1	.000	2	3	5	1.7	6	0	0	3	0	0	4	1.3	
TOTAL	34	15	742	21.8	101	241	.419	2	12	.167	63	92	.685	78	103	181	5.3	76	1	18	42	34	19	267	7.9	
LIND, Victor													3-Point			F-Throw			Rebounds							
Year	GP	GS	Min	Avg	FG	FGA	Pct	FG	FGA	Pct	FT	FTA	Pct	Off	Def	Tot	Avg	PF	FO	Ast	TO	Blk	Stl	Pts	Avg	
1948-49	21	0	0	0.0	21	62	.339	0	0	.000	13	29	.448	-	-	0	0.0	19	0	0	0	0	0	55	2.6	
1949-50	6	0	0	0.0	4	23	.174	0	0	.000	3	5	.600	-	-	0	0.0	8	0	0	0	0	0	11	1.8	
1950-51	10	0	0	0.0	11	35	.314	0	0	.000	2	3	.667	-	-	15	1.5	12	1	2	0	0	0	24	2.4	
TOTAL	37	0	0	0.0	36	120	.300	0	0	.000	18	37	.486	-	-	15	0.4	39	1	2	0	0	0	90	2.4	
LOHREY, Brian													3-Point			F-Throw			Rebounds							
Year	GP	GS	Min	Avg	FG	FGA	Pct	FG	FGA	Pct	FT	FTA	Pct	Off	Def	Tot	Avg	PF	FO	Ast	TO	Blk	Stl	Pts	Avg	
2002-03	8	0	11	1.4	1	4	.250	0	1	.000	1	3	.333	0	2	2	0.3	1	0	1	1	0	0	3	0.4	
2003-04	9	1	28	3.1	1	3	.333	1	1	1.000	2	4	.500	0	3	3	0.3	4	0	2	5	1	1	5	0.6	
2004-05	7	0	22	3.1	1	4	.250	0	2	.000	1	2	.500	2	2	4	0.6	2	0	2	1	0	0	3	0.4	
TOTAL	24	1	61	2.5	3	11	.273	1	4	.250	4	9	.444	2	7	9	0.4	7	0	5	7	1	1	11	0.5	
LUKASIEWICZ, Kyle													3-Point			F-Throw			Rebounds							
Year	GP	GS	Min	Avg	FG	FGA	Pct	FG	FGA	Pct	FT	FTA	Pct	Off	Def	Tot	Avg	PF	FO	Ast	TO	Blk	Stl	Pts	Avg	
2019-20	8	0	14	1.8	3	4	.750	1	2	.500	0	1	.000	0	0	0	0.0	1	0	1	0	0	1	7	0.9	
MABEY, Scott													3-Point			F-Throw			Rebounds							
Year	GP	GS	Min	Avg	FG	FGA	Pct	FG	FGA	Pct	FT	FTA	Pct	Off	Def	Tot	Avg	PF	FO	Ast	TO	Blk	Stl	Pts	Avg	
1986-87	25	0	116	4.6	14	44	.318	0	0	.000	15	21	.714	-	-	35	1.4	34	0	8	7	3	2	43	1.7	
1987-88	4	0	0	0.0	0	0	.000	0	0	.000	2	3	.667	-	-	2	0.5	2	0	0	0	0	0	2	0.5	
TOTAL	29	0	116	4.0	14	44	.318	0	0	.000	17	24	.708	-	-	37	1.3	36	0	8	7	3	2	45	1.6	
MacKAY, Hugh													3-Point			F-Throw			Rebounds							
Year	GP	GS	Min	Avg	FG	FGA	Pct	FG	FGA	Pct	FT	FTA	Pct	Off	Def	Tot	Avg	PF	FO	Ast	TO	Blk	Stl	Pts	Avg	
1970-71	7	0	0	0.0	10	24	.417	0	0	.000	13	17	.765	-	-	14	2.0	11	0	0	0	0	0	33	4.7	
MACKLIN, Joe													3-Point			F-Throw			Rebounds							
Year	GP	GS	Min	Avg	FG	FGA	Pct	FG	FGA	Pct	FT	FTA	Pct	Off	Def	Tot	Avg	PF	FO	Ast	TO	Blk	Stl	Pts	Avg	
2001-02	27	21	744	27.6	39	107	.364	7	28	.250	32	48	.667	26	61	87	3.2	69	1	88	61	6	25	117	4.3	
MADISON, Delmonte													3-Point			F-Throw			Rebounds							
Year	GP	GS	Min	Avg	FG	FGA	Pct	FG	FGA	Pct	FT	FTA	Pct	Off	Def	Tot	Avg	PF	FO	Ast	TO	Blk	Stl	Pts	Avg	
1994-95	31	22	779	25.1	108	233	.464	34	105	.324	75	92	.815	32	64	96	3.1	68	4	50	63	3	45	325		

INDIVIDUAL SEASON-BY-SEASON

MAHMUD, Jameel

Year	GP				FG				3-Point			F-Throw			Rebounds			PF			FO			Ast			TO			Blk			Stl			Pts			Avg	
	GP	GS	Min	Avg	FG	FGA	Pct	Pct	FG	FGA	Pct	FT	FTA	Pct	Off	Def	Tot	Avg	Pct	FO	Ast	TO	Blk	Stl	Pts	Avg	Pct	FO	Ast	TO	Blk	Stl	Pts							
1995-96	24	0	183	7.6	23	53	.434	2	14	.143	18	28	.643	7	13	20	0.8	20	0	33	31	3	4	66	2.8															
1996-97	29	27	769	26.5	126	251	.502	52	114	.456	54	70	.771	15	57	72	2.5	68	2	84	67	1	33	358	12.3															
1997-98	29	29	887	30.6	123	305	.403	63	169	.373	77	101	.762	17	68	85	2.9	58	1	58	58	4	37	386	13.3															
TOTAL	82	56	1839	22.4	272	609	.447	117	297	.394	149	199	.749	39	138	177	2.2	146	3	175	156	8	74	810	9.9															

MANAHAN, Pat

Year	GP				FG				3-Point			F-Throw			Rebounds			PF			FO			Ast			TO			Blk			Stl			Pts			Avg	
	GP	GS	Min	Avg	FG	FGA	Pct	Pct	FG	FGA	Pct	FT	FTA	Pct	Off	Def	Tot	Avg	Pct	FO	Ast	TO	Blk	Stl	Pts	Avg	Pct	FO	Ast	TO	Blk	Stl	Pts							
1976-77	20	0	173	8.7	25	65	.385	0	0	.000	11	15	.733	-	-	18	0.9	14	0	9	0	0	0	61	3.1															
1977-78	12	0	67	5.6	11	24	.458	0	0	.000	9	15	.600	-	-	8	0.7	5	0	5	0	1	0	31	2.6															
TOTAL	32	0	240	7.5	36	89	.404	0	0	.000	20	30	.667	-	-	26	0.8	19	0	14	0	1	0	92	2.9															

MANN, Cody

Year	GP				FG				3-Point			F-Throw			Rebounds			PF			FO			Ast			TO			Blk			Stl			Pts			Avg
	GP	GS	Min	Avg	FG	FGA	Pct	Pct	FG	FGA	Pct	FT	FTA	Pct	Off	Def	Tot	Avg	Pct	FO	Ast	TO	Blk	Stl	Pts	Avg	Pct	FO	Ast	TO	Blk	Stl	Pts						
2011-12	17	0	85	5.0	2	15	.133	0	2	.000	6	8	.750	2	7	9	0.5	10	0	8	4	0	2	10	0.6														

MANN, David

Year	GP				FG				3-Point			F-Throw			Rebounds			PF			FO			Ast			TO			Blk			Stl			Pts			Avg
	GP	GS	Min	Avg	FG	FGA	Pct	Pct	FG	FGA	Pct	FT	FTA	Pct	Off	Def	Tot	Avg	Pct	FO	Ast	TO	Blk	Stl	Pts	Avg	Pct	FO	Ast	TO	Blk	Stl	Pts						
1962-63	6	0	1	0.2	1	4	.250	0	0	.000	1	3	.333	-	-	2	0.3	3	0	0	0	0	0	3	0.5														

MANN, Scott

Year	GP				FG				3-Point			F-Throw			Rebounds			PF			FO			Ast			TO			Blk			Stl			Pts			Avg	
	GP	GS	Min	Avg	FG	FGA	Pct	Pct	FG	FGA	Pct	FT	FTA	Pct	Off	Def	Tot	Avg	Pct	FO	Ast	TO	Blk	Stl	Pts	Avg	Pct	FO	Ast	TO	Blk	Stl	Pts							
1980-81	27	20	724	26.8	67	166	.404	0	0	.000	44	58	.759	-	-	119	4.4	68	2	41	66	2	10	178	6.6															
1981-82	24	5	338	14.1	28	67	.418	0	0	.000	16	26	.615	-	-	52	2.2	35	1	17	41	2	4	72	3.0															
1982-83	19	3	162	8.5	13	24	.542	0	0	.000	13	23	.565	-	-	36	1.9	19	0	15	18	1	2	39	2.1															
1983-84	30	22	701	23.4	73	150	.487	0	0	.000	52	83	.627	-	-	123	4.1	80	1	46	49	2	20	198	6.6															
TOTAL	100	50	1925	19.3	181	407	.445	0	0	.000	125	190	.658	-	-	330	3.3	202	4	119	174	7	36	487	4.9															

MANNA, Wagner

Year	GP				FG				3-Point			F-Throw			Rebounds			PF			FO			Ast			TO			Blk			Stl			Pts			Avg
	GP	GS	Min	Avg	FG	FGA	Pct	Pct	FG	FGA	Pct	FT	FTA	Pct	Off	Def	Tot	Avg	Pct	FO	Ast	TO	Blk	Stl	Pts	Avg	Pct	FO	Ast	TO	Blk	Stl	Pts						
1988-89	6	1	0	0.0	2	4	.500	0	0	.000	3	4	.750	-	-	3	0.5	1	0	0	1	0	0	7	1.2														
1989-90	7	0	34	4.9	1	5	.200	0	0	.000	1	4	.250	-	-	7	1.0	3	0	1	2	0	0	3	0.4														
1990-91	22	6	288	13.1	34	76	.447	0	0	.000	14	23	.609	17	23	40	1.8	42	1	10	19	0	8	82	3.7														
TOTAL	35	7	322	9.2	37	85	.435	0	0	.000	18	31	.581	-	-	50	1.4	46	1	11	22	0	8	92	2.6														

MANSELL, Derrick

Year	GP				FG				3-Point			F-Throw			Rebounds			PF			FO			Ast			TO			Blk			Stl			Pts			Avg
	GP	GS	Min	Avg	FG	FGA	Pct	Pct	FG	FGA	Pct	FT	FTA	Pct	Off	Def	Tot	Avg	Pct	FO	Ast	TO	Blk	Stl	Pts	Avg	Pct	FO	Ast	TO	Blk	Stl	Pts						
1999-00	18	3	174	9.7	10	31	.323	1	3	.333	7	13	.538	5	16	21	1.2	17	0	18	26	2	5	28	1.6														

MARONEY, Tyson

Year	GP				FG				3-Point			F-Throw			Rebounds			PF			FO			Ast			TO			Blk			Stl			Pts			Avg
	GP	GS	Min	Avg	FG	FGA	Pct	Pct	FG	FGA	Pct	FT	FTA	Pct	Off	Def	Tot	Avg	Pct	FO	Ast	TO	Blk	Stl	Pts	Avg	Pct	FO	Ast	TO	Blk	Stl	Pts						
1991-92	28	0	431	15.4	60	141	.426	40	98	.408	16	24	.667	12	36	48	1.7	26	0	27	22	6	14	176	6.3														
1992-93	28	0	284	10.1	45	116	.388	33	86	.384	15	26	.577	8	29	37	1.3	30	0	20	14	1	6	138	4.9														
1993-94	1	1	0	0.0	0	0	.000	0	0	.000	0	0	.000	0	0	0	0.0	0	0	0	0	0	0	0	0.0														
TOTAL	57	1	715	12.5	105	257	.409	73	184	.397	31	50	.620	20	65	85	1.5	56	0	47	36	7	20	314	5.5														

MARTIN, Imani

Year	GP				FG				3-Point			F-Throw			Rebounds			PF			FO			Ast			TO			Blk			Stl			Pts			Avg
	GP	GS	Min	Avg	FG	FGA	Pct	Pct	FG	FGA	Pct	FT	FTA	Pct	Off	Def	Tot	Avg	Pct	FO	Ast	TO	Blk	Stl	Pts	Avg	Pct	FO	Ast	TO	Blk	Stl	Pts						
1974-75	13	1	203	15.6	41	76	.539	0	0	.000	10	14	.714	-	-	38	2.9	27	0	5	0	0	0	92	7.1														

MARTIN, Kris

Year	GP				FG				3-Point			F-Throw			Rebounds			PF			FO			Ast			TO			Blk			Stl			Pts			Avg
	GP	GS	Min	Avg	FG	FGA	Pct	Pct	FG	FGA	Pct	FT	FTA	Pct	Off	Def	Tot	Avg	Pct	FO	Ast	TO	Blk	Stl	Pts	Avg	Pct	FO	Ast	TO	Blk	Stl	Pts						
2018-19	27	16	796	29.5	88	214	.411	36	109	.330	37	61	.607	14	84	98	3.6	57	2	69	52	13	18	249	9.2														
2019-20	32	17	728	22.8	80	223	.359	43	133	.323	33	48	.688	11	96	107	3.3	48	0	49	46	11	26	236	7.4														
TOTAL	59	33	1524	25.8	168	437	.384	79	242	.326	70	109	.642	25	180	205	3.5	105	2	118	98	24	44	485	8.2														

MARTIN, Paul

Year	GP				FG				3-Point			F-Throw			Rebounds			PF			FO			Ast			TO			Blk			Stl			Pts			Avg

MAYER, Nick

Year	GP	GS	Min	Avg	FG	Total			3-Point			F-Throw			Rebounds				PF	FO	Ast	TO	Blk	Stl	Pts	Avg
						FGA	Pct	FG	FGA	Pct	FT	FTA	Pct	Off	Def	Tot	Avg									
1998-99	16	0	24	1.5	1	6	.167	1	6	.167	1	2	.500	0	2	2	0.1	2	0	2	0	0	0	0	4	0.3
TOTAL	25	0	0	0.0	3	17	.176	0	0	.000	7	15	.467	-	-	20	0.8	10	0	0	0	0	0	0	13	0.5

McBETH, Scott

Year	GP	GS	Min	Avg	FG	Total			3-Point			F-Throw			Rebounds				PF	FO	Ast	TO	Blk	Stl	Pts	Avg
						FGA	Pct	FG	FGA	Pct	FT	FTA	Pct	Off	Def	Tot	Avg									
1971-72	8	0	0	0.0	0	8	.000	0	0	.000	4	9	.444	-	-	12	1.5	5	0	0	0	0	0	0	4	0.5
1972-73	10	0	0	0.0	2	4	.500	0	0	.000	3	5	.600	-	-	5	0.5	2	0	0	0	0	0	0	7	0.7
1973-74	7	0	0	0.0	1	5	.200	0	0	.000	0	1	.000	-	-	3	0.4	3	0	0	0	0	0	0	2	0.3
TOTAL	25	0	0	0.0	3	17	.176	0	0	.000	7	15	.467	-	-	20	0.8	10	0	0	0	0	0	0	13	0.5

McCoy, Fred

Year	GP	GS	Min	Avg	FG	Total			3-Point			F-Throw			Rebounds				PF	FO	Ast	TO	Blk	Stl	Pts	Avg
						FGA	Pct	FG	FGA	Pct	FT	FTA	Pct	Off	Def	Tot	Avg									
1958-59	18	0	0	0.0	28	73	.384	0	0	.000	20	43	.465	-	-	26	1.4	25	0	0	0	0	0	0	76	4.2
TOTAL	18	0	0	0.0	28	73	.384	0	0	.000	20	43	.465	-	-	26	1.4	25	0	0	0	0	0	0	76	4.2

McCRARY, Ron

Year	GP	GS	Min	Avg	FG	Total			3-Point			F-Throw			Rebounds				PF	FO	Ast	TO	Blk	Stl	Pts	Avg
						FGA	Pct	FG	FGA	Pct	FT	FTA	Pct	Off	Def	Tot	Avg									
1984-85	27	0	313	11.6	39	88	.443	0	0	.000	15	28	.536	-	-	51	1.9	34	1	27	27	12	3	93	3.4	
1985-86	27	10	490	18.1	68	142	.479	0	0	.000	29	45	.644	-	-	89	3.3	53	0	33	49	15	11	165	6.1	
TOTAL	54	10	803	14.9	107	230	.465	0	0	.000	44	73	.603	-	-	140	2.6	87	1	60	76	27	14	258	4.8	

McFARLAND, Andre

Year	GP	GS	Min	Avg	FG	Total			3-Point			F-Throw			Rebounds				PF	FO	Ast	TO	Blk	Stl	Pts	Avg
						FGA	Pct	FG	FGA	Pct	FT	FTA	Pct	Off	Def	Tot	Avg									
2007-08	32	31	928	29.0	95	228	.417	40	94	.426	36	48	.750	39	106	145	4.5	56	1	31	51	11	8	266	8.3	
2008-09	31	31	878	28.3	83	208	.399	55	130	.423	38	47	.809	32	94	126	4.1	60	0	31	28	8	10	259	8.4	
2009-10	23	3	333	14.5	40	99	.404	30	74	.405	11	13	.846	9	22	31	1.3	18	0	7	16	1	5	121	5.3	
2010-11	28	8	250	8.9	27	80	.338	19	65	.292	7	10	.700	6	17	23	0.8	18	0	8	9	3	8	80	2.9	
TOTAL	114	73	2389	21.0	245	615	.398	144	363	.397	92	118	.780	86	239	325	2.9	152	1	77	104	23	31	726	6.4	

McFARLAND, Kay

Year	GP	GS	Min	Avg	FG	Total			3-Point			F-Throw			Rebounds				PF	FO	Ast	TO	Blk	Stl	Pts	Avg
						FGA	Pct	FG	FGA	Pct	FT	FTA	Pct	Off	Def	Tot	Avg									
1958-59	22	0	0	0.0	24	64	.375	0	0	.000	33	47	.702	-	-	86	3.9	48	0	0	0	0	0	0	81	3.7
1959-60	21	0	0	0.0	34	93	.366	0	0	.000	51	68	.750	-	-	78	3.7	46	0	0	0	0	0	0	119	5.7
1960-61	26	0	0	0.0	65	167	.389	0	0	.000	74	101	.733	-	-	113	4.3	81	0	0	0	0	0	0	204	7.8
TOTAL	69	0	0	0.0	123	324	.380	0	0	.000	158	216	.731	-	-	277	4.0	175	0	0	0	0	0	0	404	5.9

McGINLEY, Joshua

Year	GP	GS	Min	Avg	FG	Total			3-Point			F-Throw			Rebounds				PF	FO	Ast	TO	Blk	Stl	Pts	Avg
						FGA	Pct	FG	FGA	Pct	FT	FTA	Pct	Off	Def	Tot	Avg									
2007-08	11	0	35	3.2	1	6	.167	1	6	.167	0	1	.000	1	3	4	0.4	2	0	1	0	0	0	0	3	0.3
TOTAL	11	0	35	3.2	1	6	.167	1	6	.167	0	1	.000	1	3	4	0.4	2	0	1	0	0	0	0	3	0.3

McKANSTRY, Andre

Year	GP	GS	Min	Avg	FG	Total			3-Point			F-Throw			Rebounds				PF	FO	Ast	TO	Blk	Stl	Pts	Avg
						FGA	Pct	FG	FGA	Pct	FT	FTA	Pct	Off	Def	Tot	Avg									
1997-98	28	0	369	13.2	38	90	.422	6	24	.250	15	19	.789	4	23	27	1.0	40	0	35	21	1	20	97	3.5	
1998-99	30	27	975	32.5	144	329	.438	26	85	.306	92	124	.742	35	101	136	4.5	86	3	70	64	3	68	406	13.5	
TOTAL	58	27	1344	23.2	182	419	.434	32	109	.294	107	143	.748	39	124	163	2.8	126	3	105	85	4	88	503	8.7	

MEEKER, Tom

Year	GP	GS	Min	Avg	FG	Total			3-Point			F-Throw			Rebounds				PF	FO	Ast	TO	Blk	Stl	Pts	Avg
						FGA	Pct	FG	FGA	Pct	FT	FTA	Pct	Off	Def	Tot	Avg									
1967-68	9	0	0	0.0	1	7	.143	0	0	.000	3	4	.750	-	-	4	0.4	6	0	0	0	0	0	0	5	0.6
1968-69	15	0	0	0.0	12	28	.429	0	0	.000	5	13	.385	-	-	20	1.3	14	0	0	0	0	0	0	29	1.9
1969-70	10	0	0	0.0	3	12	.250	0	0	.000	2	9	.222	-	-	5	0.5	4	0	0	0	0	0	0	8	0.8
TOTAL	34	0	0	0.0	16	47	.340	0	0	.000	10	26	.385	-	-	29	0.9	24	0	0	0	0	0	0	42	1.2

MEREDITH, Mark

Year	GP	GS	Min	Avg	FG	Total			3-Point			F-Throw			Rebounds				PF	FO	Ast	TO	Blk	Stl	Pts	Avg
						FGA	Pct	FG	FGA	Pct	FT	FTA	Pct	Off	Def	Tot	Avg									
1989-90	30	30	966	32.2	108	224	.482	84	179	.469	64	69	.928	-	-	78	2.6	64	1	72	40	11	29	364	12.1	
1990-91	29	28	1068	36.8	104	232	.448	70	163	.429	54	73	.740	8	102	110	3.8	75	2	70	56	15	47	332	11.4	
TOTAL	59	58	2034	34.5	212	456	.465	154	342	.450	118	142	.831	-	-	188	3.2	139	3	142	96	26	76	696	11.8	

METSKER, Cliff

MITCHELL, Mike

Year	Total				3-Point			F-Throw			Rebounds														
	GP	GS	Min	Avg	FG	FGA	Pct	FG	FGA	Pct	FT	FTA	Pct	Off	Def	Tot	Avg	PF	FO	Ast	TO	Blk	Stl	Pts	Avg
1989-90	30	29	1032	34.4	209	398	.525	25	68	.368	143	196	.730	-	-	201	6.7	80	1	71	81	14	59	586	19.5

MITCHELL, Raquan

Year	Total				3-Point			F-Throw			Rebounds														
	GP	GS	Min	Avg	FG	FGA	Pct	FG	FGA	Pct	FT	FTA	Pct	Off	Def	Tot	Avg	PF	FO	Ast	TO	Blk	Stl	Pts	Avg
2017-18	30	9	692	23.1	83	203	.409	10	53	.189	33	45	.733	17	69	86	2.9	46	0	49	27	6	19	209	7.0

MOLYNEAUX, Dwayne

Year	Total				3-Point			F-Throw			Rebounds														
	GP	GS	Min	Avg	FG	FGA	Pct	FG	FGA	Pct	FT	FTA	Pct	Off	Def	Tot	Avg	PF	FO	Ast	TO	Blk	Stl	Pts	Avg
1988-89	11	0	0	0.0	3	7	.429	0	1	.000	3	8	.375	-	-	4	0.4	3	0	0	4	3	0	9	0.8
1989-90	15	1	83	5.5	5	13	.385	0	1	.000	12	24	.500	-	-	12	0.8	5	0	3	6	2	1	22	1.5
1990-91	5	1	47	9.4	8	11	.727	0	0	.000	2	3	.667	2	4	6	1.2	4	0	2	3	1	1	18	3.6
1991-92	23	1	173	7.5	15	35	.429	0	1	.000	8	11	.727	13	27	40	1.7	19	0	9	11	4	4	38	1.7
1992-93	29	14	545	18.8	84	143	.587	0	1	.000	43	56	.768	58	86	144	5.0	40	0	33	30	13	31	211	7.3
TOTAL	83	17	848	10.2	115	209	.550	0	4	.000	68	102	.667	-	-	206	2.5	71	0	47	54	23	37	298	3.6

MONTEL, Gary

Year	Total				3-Point			F-Throw			Rebounds														
	GP	GS	Min	Avg	FG	FGA	Pct	FG	FGA	Pct	FT	FTA	Pct	Off	Def	Tot	Avg	PF	FO	Ast	TO	Blk	Stl	Pts	Avg
1964-65	11	0	0	0.0	7	32	.219	0	0	.000	2	6	.333	-	-	6	0.5	14	0	0	0	0	0	16	1.5
1965-66	14	0	0	0.0	12	29	.414	0	0	.000	4	5	.800	-	-	16	1.1	9	0	0	0	0	0	28	2.0
1966-67	13	0	0	0.0	6	22	.273	0	0	.000	6	8	.750	-	-	9	0.7	8	0	0	0	0	0	18	1.4
TOTAL	38	0	0	0.0	25	83	.301	0	0	.000	12	19	.632	-	-	31	0.8	31	0	0	0	0	0	62	1.6

MOORE, Joe

Year	Total				3-Point			F-Throw			Rebounds														
	GP	GS	Min	Avg	FG	FGA	Pct	FG	FGA	Pct	FT	FTA	Pct	Off	Def	Tot	Avg	PF	FO	Ast	TO	Blk	Stl	Pts	Avg
1979-80	14	0	91	6.5	14	25	.560	0	0	.000	4	7	.571	-	-	22	1.6	11	0	0	0	0	1	32	2.3
1980-81	19	8	198	10.4	20	54	.370	0	0	.000	19	27	.704	-	-	36	1.9	25	0	4	16	1	1	59	3.1
TOTAL	33	8	289	8.8	34	79	.430	0	0	.000	23	34	.676	-	-	58	1.8	36	0	4	16	1	2	91	2.8

MOORE, Kendle

Year	Total				3-Point			F-Throw			Rebounds														
	GP	GS	Min	Avg	FG	FGA	Pct	FG	FGA	Pct	FT	FTA	Pct	Off	Def	Tot	Avg	PF	FO	Ast	TO	Blk	Stl	Pts	Avg
2018-19	32	31	934	29.2	98	205	.478	34	106	.321	45	57	.789	5	73	78	2.4	87	0	86	53	3	42	275	8.6
2019-20	32	32	968	30.3	93	203	.458	60	138	.435	42	58	.724	6	65	71	2.2	62	0	69	38	0	42	288	9.0
TOTAL	64	63	1902	29.7	191	408	.468	94	244	.385	87	115	.757	11	138	149	2.3	149	0	155	91	3	84	563	8.8

MORGAN, Josh

Year	Total				3-Point			F-Throw			Rebounds														
	GP	GS	Min	Avg	FG	FGA	Pct	FG	FGA	Pct	FT	FTA	Pct	Off	Def	Tot	Avg	PF	FO	Ast	TO	Blk	Stl	Pts	Avg
2012-13	8	0	18	2.3	2	4	.500	0	2	.000	2	2	1.000	0	2	2	0.3	1	0	0	2	0	0	6	0.8
2013-14	13	0	31	2.4	6	13	.462	3	8	.375	0	2	.000	0	0	0	0.0	3	0	2	2	0	2	15	1.2
TOTAL	21	0	49	2.3	8	17	.471	3	10	.300	2	4	.500	0	2	2	0.1	4	0	2	4	0	2	21	1.0

MORRIS, Micheal

Year	Total				3-Point			F-Throw			Rebounds														
	GP	GS	Min	Avg	FG	FGA	Pct	FG	FGA	Pct	FT	FTA	Pct	Off	Def	Tot	Avg	PF	FO	Ast	TO	Blk	Stl	Pts	Avg
2002-03	33	22	794	24.1	60	144	.417	18	52	.346	56	78	.718	20	71	91	2.8	71	0	121	112	44	23	194	5.9
2003-04	24	19	620	25.8	57	139	.410	12	48	.250	49	69	.710	11	69	80	3.3	49	1	96	75	39	18	175	7.3
2004-05	28	19	781	27.9	62	156	.397	22	61	.361	65	83	.783	16	83	99	3.5	47	0	87	66	28	36	211	7.5
2005-06	28	15	618	22.1	35	93	.376	5	32	.156	35	45	.778	44	83	127	4.5	37	0	63	32	20	18	110	3.9
TOTAL	113	75	2813	24.9	214	532	.402	57	193	.295	205	275	.745	91	306	397	3.5	204	1	367	285	131	95	690	6.1

MORRIS, Sean

Year	Total				3-Point			F-Throw			Rebounds														
	GP	GS	Min	Avg	FG	FGA	Pct	FG	FGA	Pct	FT	FTA	Pct	Off	Def	Tot	Avg	PF	FO	Ast	TO	Blk	Stl	Pts	Avg
2004-05	20	11	439	22.0	52	125	.416	39	86	.453	22	27	.815	9	43	52	2.6	42	0	40	43	1	19	165	8.3
2005-06	30	5	554	18.5	76	198	.384	50	133	.376	56	70	.800	8	33	41	1.4	43	0	44	38	1	31	258	8.6
TOTAL	50	16	993	19.9	128	323	.396	89	219	.406	78	97	.804	17	76	93	1.9	85	0	84	81	2	50	423	8.5

MOYER, Joe

Year	Total				3-Point			F-Throw			Rebounds														
	GP	GS	Min	Avg	FG	FGA	Pct	FG	FGA	Pct	FT	FTA	Pct	Off	Def	Tot	Avg	PF	FO	Ast	TO	Blk	Stl	Pts	Avg
1973-74	11	0	0	0.0	8	22	.364	0	0	.000	3	7	.429	-	-	10	0.9	8	0	1	0	0	0	19	1.7

MULLANEY, Ed

Year	Total				3-Point			F-Throw			Rebounds														
	GP	GS	Min	Avg	FG	FGA	Pct	FG	FGA	Pct	FT	FTA	Pct	Off	Def	Tot	Avg	PF	FO	Ast	TO	Blk	Stl	Pts	Avg
1973-74	25	0	0	0.0	52	126	.413	0	0	.000	20	36	.556	-	-	94	3.8	60	3	18	0	0	0	124	5.0
1974-75	24	4	317	13.2	54	120	.450	0	0	.000	18	29	.621	-	-	69	2.9	42	0	8	0	0	0	126	5.3
TOTAL	49	4	317	6.5	106	246	.431	0	0	.000	38	65	.585	-	-	163	3.3	102	3	26	0	0	0	250	5.1

MURPHY, Sean

Year	Total				3-Point			F-Throw			Rebounds													
	GP	GS	Min	Avg	FG	FGA	Pct	FG	FGA	Pct	FT	FTA	Pct	Off	Def	Tot	Avg	PF	FO	Ast	TO	Blk	Stl	Pts
1986-87	11	0	30	2.7	0	4	.000	0	0	.000	2	2	1.000	-	-	3								

MYLES, Curtis

Year	GP	GS	Min	Avg	Total			3-Point			F-Throw			Rebounds			PF	FO	Ast	TO	Blk	Stl	Pts	Avg	
					FG	FGA	Pct	FG	FGA	Pct	FT	FTA	Pct	Off	Def	Tot									Avg
1981-82	2	0	7	3.5	2	3	.667	0	0	.000	0	0	.000	-	-	0	0.0	0	0	0	0	0	4	2.0	
1983-84	24	2	292	12.2	25	63	.397	0	0	.000	7	18	.389	-	-	33	1.4	24	0	23	7	3	17	57	2.4
1984-85	6	0	28	4.7	1	7	.143	0	0	.000	2	6	.333	-	-	1	0.2	5	0	1	4	0	2	4	0.7
1985-86	22	3	229	10.4	10	41	.244	0	0	.000	8	8	1.000	-	-	29	1.3	37	0	8	11	0	3	28	1.3
TOTAL	54	5	556	10.3	38	114	.333	0	0	.000	17	32	.531	-	-	63	1.2	66	0	32	22	3	22	93	1.7

NASH, Veri

Year	GP	GS	Min	Avg	Total			3-Point			F-Throw			Rebounds			PF	FO	Ast	TO	Blk	Stl	Pts	Avg	
					FG	FGA	Pct	FG	FGA	Pct	FT	FTA	Pct	Off	Def	Tot									Avg
1950-51	4	0	0	0.0	2	5	.400	0	0	.000	1	1	1.000	-	-	7	1.8	6	0	0	0	0	0	5	1.3

NEAL, Lawrence

Year	GP	GS	Min	Avg	Total			3-Point			F-Throw			Rebounds			PF	FO	Ast	TO	Blk	Stl	Pts	Avg	
					FG	FGA	Pct	FG	FGA	Pct	FT	FTA	Pct	Off	Def	Tot									Avg
1976-77	25	25	972	38.9	100	216	.463	0	0	.000	32	51	.627	-	-	112	4.5	43	0	45	0	1	0	232	9.3
1977-78	27	26	829	30.7	74	180	.411	0	0	.000	42	62	.677	-	-	110	4.1	31	0	56	0	4	0	190	7.0
TOTAL	52	51	1801	34.6	174	396	.439	0	0	.000	74	113	.655	-	-	222	4.3	74	0	101	0	5	0	422	8.1

NELSON, Matt

Year	GP	GS	Min	Avg	Total			3-Point			F-Throw			Rebounds			PF	FO	Ast	TO	Blk	Stl	Pts	Avg	
					FG	FGA	Pct	FG	FGA	Pct	FT	FTA	Pct	Off	Def	Tot									Avg
2001-02	22	19	587	26.7	107	168	.637	6	8	.750	93	122	.762	30	76	106	4.8	47	1	16	39	38	7	313	14.2
2002-03	31	15	844	27.2	205	319	.643	0	0	.000	117	171	.684	55	120	175	5.6	66	0	38	59	44	8	527	17.0
2003-04	24	14	621	25.9	133	225	.591	0	0	.000	108	132	.818	36	101	137	5.7	55	0	31	47	39	12	374	15.6
2004-05	27	19	755	28.0	153	253	.605	0	0	.000	121	154	.786	31	128	159	5.9	59	2	35	70	34	8	427	15.8
TOTAL	104	67	2807	27.0	598	965	.620	6	8	.750	439	579	.758	152	425	577	5.5	227	3	120	215	155	35	1641	15.8

NEWCOMB, Chuck

Year	GP	GS	Min	Avg	Total			3-Point			F-Throw			Rebounds			PF	FO	Ast	TO	Blk	Stl	Pts	Avg	
					FG	FGA	Pct	FG	FGA	Pct	FT	FTA	Pct	Off	Def	Tot									Avg
1957-58	25	0	0	0.0	138	372	.371	0	0	.000	70	100	.700	-	-	189	7.6	77	3	0	0	0	0	346	13.8
1958-59	22	0	0	0.0	130	317	.410	0	0	.000	84	122	.689	-	-	167	7.6	83	0	0	0	0	0	344	15.6
1959-60	23	0	0	0.0	156	332	.470	0	0	.000	83	112	.741	-	-	156	6.8	67	0	0	0	0	0	395	17.2
TOTAL	70	0	0	0.0	424	1021	.415	0	0	.000	237	334	.710	-	-	512	7.3	227	3	0	0	0	0	1085	15.5

NICHOLLS, Russ

Year	GP	GS	Min	Avg	Total			3-Point			F-Throw			Rebounds			PF	FO	Ast	TO	Blk	Stl	Pts	Avg	
					FG	FGA	Pct	FG	FGA	Pct	FT	FTA	Pct	Off	Def	Tot									Avg
1993-94	7	0	21	3.0	1	7	.143	1	4	.250	1	2	.500	1	0	1	0.1	2	0	2	3	0	2	4	0.6

NICHOLSON, Max

Year	GP	GS	Min	Avg	Total			3-Point			F-Throw			Rebounds			PF	FO	Ast	TO	Blk	Stl	Pts	Avg	
					FG	FGA	Pct	FG	FGA	Pct	FT	FTA	Pct	Off	Def	Tot									Avg
1986-87	29	0	136	4.7	26	62	.419	5	14	.357	21	31	.677	-	-	37	1.3	22	0	9	13	1	0	78	2.7

NICKELL, Roger

Year	GP	GS	Min	Avg	Total			3-Point			F-Throw			Rebounds			PF	FO	Ast	TO	Blk	Stl	Pts	Avg	
					FG	FGA	Pct	FG	FGA	Pct	FT	FTA	Pct	Off	Def	Tot									Avg
1978-79	6	0	0	0.0	6	11	.545	0	0	.000	1	4	.250	-	-	13	2.2	3	0	5	0	0	0	13	2.2
1979-80	17	1	99	5.8	9	27	.333	0	0	.000	9	12	.750	-	-	19	1.1	16	0	4	0	1	2	27	1.6
1980-81	6	0	0	0.0	26	42	.619	0	0	.000	10	19	.526	-	-	21	3.5	12	2	2	17	4	1	62	10.3
TOTAL	29	7	99	3.4	41	80	.513	0	0	.000	20	35	.571	-	-	53	1.8	31	2	11	17	5	3	102	3.5

NIGON, Adam

Year	GP	GS	Min	Avg	Total			3-Point			F-Throw			Rebounds			PF	FO	Ast	TO	Blk	Stl	Pts	Avg	
					FG	FGA	Pct	FG	FGA	Pct	FT	FTA	Pct	Off	Def	Tot									Avg
2007-08	32	19	658	20.6	42	84	.500	5	12	.417	10	20	.500	24	64	88	2.8	56	0	35	37	4	19	99	3.1
2008-09	28	7	391	14.0	25	59	.424	6	24	.250	17	23	.739	9	31	40	1.4	36	1	23	26	2	27	73	2.6
2009-10	32	32	886	27.7	92	229	.402	59	153	.386	36	53	.679	14	78	92	2.9	75	1	54	62	9	43	279	8.7
2010-11	30	23	664	22.1	61	151	.404	54	131	.412	17	21	.810	5	64	69	2.3	52	0	51	38	3	32	193	6.4
TOTAL	122	81	2599	21.3	220	523	.421	124	320	.388	80	117	.684	52	237	289	2.4	219	2	163	163	18	121	644	5.3

NIXON, Prentiss

Year	GP	GS	Min	Avg	Total			3-Point			F-Throw			Rebounds			PF	FO	Ast	TO	Blk	Stl	Pts	Avg	
					FG	FGA	Pct	FG	FGA	Pct	FT	FTA	Pct	Off	Def	Tot									Avg
2015-16	31	7	488	15.7	49	126	.389	31	82	.378	19	29	.655	2	51	53	1.7	67	3	36	29	1	4	148	4.8
2016-17	36	36	1153	32.0	152	400	.380	55	175	.314	117	144	.813	11	91	102	2.8	93	2	72	60	4	30	476	13.2
2017-18	27	25	867	32.1	133	370	.359	66	200	.330	102	121	.843	8	78	86	3.2	71	2	53	56	3	40	434	16.1
TOTAL	94	68	2508	26.7	334	896	.373	152	457	.333	238	294	.810	21	220	241	2.6	231	7	161	145	8	74	1058	11.3

NORDIN, Mark

Year	GP	GS	Min	Avg	Total			3-Point			F-Throw			Rebounds			PF	FO	Ast	TO	Blk	Stl	Pts	Avg
					FG	FGA	Pct	FG	FGA	Pct	FT	FTA	Pct	Off	Def	T								

INDIVIDUAL SEASON-BY-SEASON

O'NEILL, Michael																										
Year	GP	GS	Min	Avg	FG	Total FGA	Pct	FG	Total FGA	Pct	FT	Total FTA	Pct	Off	Def	Total	Avg	PF	FO	Ast	TO	Blk	Stl	Pts	Avg	
1997-98	9	0	25	2.8	4	12	.333	0	1	.000	1	4	.250	3	2	5	0.6	1	0	1	2	1	3	9	1.0	
OCTEUS, Jon																										
Year	GP	GS	Min	Avg	FG	Total FGA	Pct	FG	Total FGA	Pct	FT	Total FTA	Pct	Off	Def	Total	Avg	PF	FO	Ast	TO	Blk	Stl	Pts	Avg	
2012-13	35	1	686	19.6	50	139	.360	7	35	.200	59	75	.787	13	77	90	2.6	74	0	45	37	3	14	166	4.7	
2013-14	32	32	1075	33.6	130	320	.406	27	76	.355	143	189	.757	33	117	150	4.7	85	3	73	39	5	28	430	13.4	
TOTAL	67	33	1761	26.3	180	459	.392	34	111	.306	202	264	.765	46	194	240	3.6	159	3	118	76	8	42	596	8.9	
OGIDE, Andy																										
Year	GP	GS	Min	Avg	FG	Total FGA	Pct	FG	Total FGA	Pct	FT	Total FTA	Pct	Off	Def	Total	Avg	PF	FO	Ast	TO	Blk	Stl	Pts	Avg	
2008-09	30	30	753	25.1	121	242	.500	0	2	.000	63	92	.685	48	125	173	5.8	85	4	17	72	19	18	305	10.2	
2009-10	32	30	802	25.1	150	275	.545	1	5	.200	74	102	.725	61	147	208	6.5	84	4	31	67	12	26	375	11.7	
2010-11	32	32	944	29.5	215	366	.587	9	24	.375	110	169	.651	76	170	246	7.7	90	2	21	75	18	26	549	17.2	
TOTAL	94	92	2499	26.6	486	883	.550	10	31	.323	247	363	.680	185	442	627	6.7	259	10	69	214	49	70	1229	13.1	
OLANDER, Jim																										
Year	GP	GS	Min	Avg	FG	Total FGA	Pct	FG	Total FGA	Pct	FT	Total FTA	Pct	Off	Def	Total	Avg	PF	FO	Ast	TO	Blk	Stl	Pts	Avg	
1959-60	22	0	0	0.0	20	63	.317	0	0	.000	16	23	.696	-	-	20	0.9	20	0	0	0	0	0	56	2.5	
1960-61	26	0	0	0.0	76	209	.364	0	0	.000	36	50	.720	-	-	56	2.2	63	0	0	0	0	0	188	7.2	
1961-62	27	0	0	0.0	152	387	.393	0	0	.000	64	91	.703	-	-	95	3.5	71	0	0	0	0	0	368	13.6	
TOTAL	75	0	0	0.0	248	659	.376	0	0	.000	116	164	.707	-	-	171	2.3	154	0	0	0	0	0	612	8.2	
OMDAHL, Jack																										
Year	GP	GS	Min	Avg	FG	Total FGA	Pct	FG	Total FGA	Pct	FT	Total FTA	Pct	Off	Def	Total	Avg	PF	FO	Ast	TO	Blk	Stl	Pts	Avg	
1959-60	14	0	0	0.0	7	21	.333	0	0	.000	13	18	.722	-	-	16	1.1	12	0	0	0	0	0	0	27	1.9
1960-61	21	0	0	0.0	14	48	.292	0	0	.000	25	31	.806	-	-	47	2.2	24	0	0	0	0	0	53	2.5	
1961-62	27	0	0	0.0	78	201	.388	0	0	.000	57	78	.731	-	-	185	6.9	92	0	0	0	0	0	213	7.9	
TOTAL	62	0	0	0.0	99	270	.367	0	0	.000	95	127	.748	-	-	248	4.0	128	0	0	0	0	0	293	4.7	
OMOGBO, Emmanuel																										
Year	GP	GS	Min	Avg	FG	Total FGA	Pct	FG	Total FGA	Pct	FT	Total FTA	Pct	Off	Def	Total	Avg	PF	FO	Ast	TO	Blk	Stl	Pts	Avg	
2015-16	33	29	808	24.5	130	284	.458	11	50	.220	88	131	.672	102	163	265	8.0	76	2	33	41	8	14	359	10.9	
2016-17	36	36	1095	30.4	171	355	.482	31	89	.348	117	176	.665	101	272	373	10.4	98	3	62	69	23	38	490	13.6	
TOTAL	69	65	1903	27.6	301	639	.471	42	139	.302	205	307	.668	203	435	638	9.2	174	5	95	110	31	52	849	12.3	
OSTROM, George																										
Year	GP	GS	Min	Avg	FG	Total FGA	Pct	FG	Total FGA	Pct	FT	Total FTA	Pct	Off	Def	Total	Avg	PF	FO	Ast	TO	Blk	Stl	Pts	Avg	
1960-61	12	0	0	0.0	7	19	.368	0	0	.000	2	6	.333	-	-	11	0.9	2	0	0	0	0	0	16	1.3	
PACK, Tom																										
Year	GP	GS	Min	Avg	FG	Total FGA	Pct	FG	Total FGA	Pct	FT	Total FTA	Pct	Off	Def	Total	Avg	PF	FO	Ast	TO	Blk	Stl	Pts	Avg	
1964-65	5	0	0	0.0	8	15	.533	0	0	.000	6	7	.857	-	-	16	3.2	9	0	0	0	0	0	22	4.4	
1965-66	19	0	0	0.0	17	32	.531	0	0	.000	9	24	.375	-	-	43	2.3	17	0	0	0	0	0	43	2.3	
TOTAL	24	0	0	0.0	25	47	.532	0	0	.000	15	31	.484	-	-	59	2.5	26	0	0	0	0	0	65	2.7	
PAIGE, J.D.																										
Year	GP	GS	Min	Avg	FG	Total FGA	Pct	FG	Total FGA	Pct	FT	Total FTA	Pct	Off	Def	Total	Avg	PF	FO	Ast	TO	Blk	Stl	Pts	Avg	
2015-16	34	1	573	16.9	53	157	.338	23	71	.324	39	52	.750	8	53	61	1.8	58	0	46	31	7	12	168	4.9	
2016-17	36	36	1171	32.5	101	272	.371	45	129	.349	71	90	.789	10	80	90	2.5	77	3	91	66	23	32	318	8.8	
2017-18	23	22	721	31.3	85	241	.353	34	114	.298	36	46	.783	16	52	68	3.0	51	0	58	57	6	27	240	10.4	
2018-19	31	30	1045	33.7	172	376	.457	65	167	.389	75	93	.806	11	97	108	3.5	52	1	95	51	7	39	484	15.6	
TOTAL	124	89	3510	28.3	411	1046	.393	167	481	.347	221	281	.786	45	282	327	2.6	238	4	290	205	43	110	1210	9.8	
PAIGE, Larry																										
Year	GP	GS	Min	Avg	FG	Total FGA	Pct	FG	Total FGA	Pct	FT	Total FTA	Pct	Off	Def	Total	Avg	PF	FO	Ast	TO	Blk	Stl	Pts	Avg	
1976-77	25	25	834	33.4	103	201	.512	0	0	.000	50	98	.510	-	-	218	8.7	86	6	18	0	23	0	256	10.2	
1977-78	27	27	856	31.7	136	250	.544	0	0	.000	69	106	.651	-	-	188	7.0	104	10	20	0	13	0	341	12.6	
TOTAL	52	52	1690	32.5	239	451	.530	0	0	.000	119	204	.583	-	-	406	7.8	190	16	38	0	36	0	597	11.5	
PALACIO, Milt																										
Year	GP	GS	Min	Avg	FG	Total FGA	Pct	FG	Total FGA	Pct	FT	Total FTA	Pct	Off	Def	Total	Avg	PF	FO	Ast	TO	Blk	Stl	Pts	Avg	
1996-97	29	29	898	31.0	75	151	.497	18	47	.383	62	89	.697	12	99	111	3.8	62	2	147	85	3	43	230	7.9	
1997-98	29	29	942	32.5	96	202	.475	23	61	.377	63	94	.670	12	88	100	3.4	63	0	140	61	1	45	278	9.6	
1998-99	30	30	1073	35.8	188	418	.450	41	119	.345	135	179	.754	47	110	157	5.2	72	2	130	118	4	60	552	18.4	
TOTAL	88	88	2913	33.1	359	771	.466	82	227	.361	260	362	.718	71	297	368	4.2	197	4	417	264	8	148	1060	12.0	
PALMER, Aki																										
Year	GP	GS	Min	Avg	FG	Total FGA	Pct	FG	Total FGA	Pct	FT	Total FTA	Pct	Off	Def	Total	Avg	PF	FO	Ast	TO	Blk	Stl	Pts	Avg	
1999-00	30	24	805	26.8	72	151	.477	70	143	.490	56	75	.747	6	49	55	1.8	51	2	78	39	0	29	270	9.0	
2000-01	24	18	655	27.3	39	104	.375	34	88	.386	32	52	.615	12	43	55	2.3	53	1	76	36	1	41	144	6.0	
TOTAL	54	42	1460	27.0	111	255	.435	104	231	.450	88	127	.693	18	92	110	2.0	104	3	154	75	1	70	414	7.7	
PATIK, Garrett																										
Year	GP	GS	Min	Avg	FG	Total FGA	Pct	FG	Total FGA	Pct	FT	Total FTA	Pct													



PATTERSON, Andrew

Year	GP				FG	Total			3-Point			F-Throw			Rebounds				PF	FO	Ast	TO	Blk	Stl	Pts	Avg
	GP	GS	Min	Avg		FGA	Pct	FG	FGA	Pct	FT	FTA	Pct	Off	Def	Tot	Avg									
2004-05	25	8	391	15.6	22	68	.324	15	50	.300	16	25	.640	18	32	50	2.0	51	1	24	24	3	11	75	3.0	
2005-06	31	2	379	12.2	34	69	.493	19	41	.463	8	15	.533	16	44	60	1.9	40	1	13	25	1	16	95	3.1	
TOTAL	56	10	770	13.8	56	137	.409	34	91	.374	24	40	.600	34	76	110	2.0	91	2	37	49	4	27	170	3.0	

PEDEN, Doug

Year	GP				FG	Total			3-Point			F-Throw			Rebounds				PF	FO	Ast	TO	Blk	Stl	Pts	Avg
	GP	GS	Min	Avg		FGA	Pct	FG	FGA	Pct	FT	FTA	Pct	Off	Def	Tot	Avg									
1968-69	19	0	0	0.0	26	55	.473	0	0	.000	18	23	.783	-	-	14	0.7	28	1	0	0	0	0	0	70	3.7
1969-70	15	0	0	0.0	12	35	.343	0	0	.000	16	19	.842	-	-	2	0.1	16	0	0	0	0	0	0	40	2.7
1970-71	5	0	0	0.0	4	10	.400	0	0	.000	2	2	1.000	-	-	1	0.2	2	0	0	0	0	0	10	2.0	
TOTAL	39	0	0	0.0	42	100	.420	0	0	.000	36	44	.818	-	-	17	0.4	46	1	0	0	0	0	0	120	3.1

PERRY, Harvey

Year	GP				FG	Total			3-Point			F-Throw			Rebounds				PF	FO	Ast	TO	Blk	Stl	Pts	Avg
	GP	GS	Min	Avg		FGA	Pct	FG	FGA	Pct	FT	FTA	Pct	Off	Def	Tot	Avg									
2008-09	23	11	397	17.3	39	117	.333	17	49	.347	22	34	.647	35	63	98	4.3	52	1	33	30	6	13	117	5.1	
2009-10	20	4	218	10.9	10	51	.196	4	23	.174	11	16	.688	5	24	29	1.5	39	2	8	20	5	9	35	1.8	
TOTAL	43	15	615	14.3	49	168	.292	21	72	.292	33	50	.660	40	87	127	3.0	91	3	41	50	11	22	152	3.5	

PETERSON, Fred

Year	GP				FG	Total			3-Point			F-Throw			Rebounds				PF	FO	Ast	TO	Blk	Stl	Pts	Avg
	GP	GS	Min	Avg		FGA	Pct	FG	FGA	Pct	FT	FTA	Pct	Off	Def	Tot	Avg									
1948-49	24	0	0	0.0	10	26	.385	0	0	.000	18	37	.486	-	-	0	0.0	21	0	0	0	0	0	0	38	1.6
1949-50	7	0	0	0.0	2	5	.400	0	0	.000	1	1	1.000	-	-	0	0.0	8	0	0	0	0	0	5	0.7	
TOTAL	31	0	0	0.0	12	31	.387	0	0	.000	19	38	.500	-	-	0	0.0	29	0	0	0	0	0	0	43	1.4

PFISTER, Tad

Year	GP				FG	Total			3-Point			F-Throw			Rebounds				PF	FO	Ast	TO	Blk	Stl	Pts	Avg
	GP	GS	Min	Avg		FGA	Pct	FG	FGA	Pct	FT	FTA	Pct	Off	Def	Tot	Avg									
1954-55	6	0	0	0.0	0	10	.000	0	0	.000	3	6	.500	-	-	3	0.5	6	0	0	0	0	0	0	3	0.5

PHILLIPS, Danny

Year	GP				FG	Total			3-Point			F-Throw			Rebounds				PF	FO	Ast	TO	Blk	Stl	Pts	Avg
	GP	GS	Min	Avg		FGA	Pct	FG	FGA	Pct	FT	FTA	Pct	Off	Def	Tot	Avg									
1971-72	15	0	0	0.0	8	31	.258	0	0	.000	8	8	1.000	-	-	20	1.3	5	0	0	0	0	0	24	1.6	
1972-73	28	0	0	0.0	73	178	.410	0	0	.000	12	12	1.000	-	-	39	1.4	29	0	0	0	0	0	158	5.6	
1973-74	26	0	0	0.0	134	311	.431	0	0	.000	21	33	.636	-	-	66	2.5	40	1	32	0	0	0	289	11.1	
TOTAL	69	0	0	0.0	215	520	.413	0	0	.000	41	53	.774	-	-	125	1.8	74	1	32	0	0	0	0	471	6.8

PIGFORD, Carl

Year	GP				FG	Total			3-Point			F-Throw			Rebounds				PF	FO	Ast	TO	Blk	Stl	Pts	Avg
	GP	GS	Min	Avg		FGA	Pct	FG	FGA	Pct	FT	FTA	Pct	Off	Def	Tot	Avg									
1956-57	13	0	0	0.0	16	48	.333	0	0	.000	12	14	.857	-	-	19	1.5	15	0	0	0	0	0	44	3.4	

PIVIC, Stan

Year	GP				FG	Total			3-Point			F-Throw			Rebounds				PF	FO	Ast	TO	Blk	Stl	Pts	Avg
	GP	GS	Min	Avg		FGA	Pct	FG	FGA	Pct	FT	FTA	Pct	Off	Def	Tot	Avg									
1951-52	22	0	0	0.0	47	136	.346	0	0	.000	24	42	.571	-	-	75	3.4	40	1	24	0	0	0	118	5.4	
1952-53	23	0	0	0.0	54	169	.320	0	0	.000	39	83	.470	-	-	0	0.0	64	0	0	0	0	0	147	6.4	
1953-54	26	0	0	0.0	31	88	.352	0	0	.000	16	30	.533	-	-	36	1.4	38	1	0	0	0	0	78	3.0	
TOTAL	71	0	0	0.0	132	393	.336	0	0	.000	79	155	.510	-	-	111	1.6	142	2	24	0	0	0	0	343	4.8

POLK, Dwayne

Year	GP				FG	Total			3-Point			F-Throw			Rebounds				PF	FO	Ast	TO	Blk	Stl	Pts	Avg
	GP	GS	Min	Avg		FGA	Pct	FG	FGA	Pct	FT	FTA	Pct	Off	Def	Tot	Avg									
1989-90	21	0	130	6.2	9	22	.409	7	17	.412	6	6	1.000	-	-	6	0.3	14	0	16	4	0	10	31	1.5	

PONTILANA, Como

Year	GP				FG	Total			3-Point			F-Throw			Rebounds				PF	FO	Ast	TO	Blk	Stl	Pts	Avg
	GP	GS	Min	Avg		FGA	Pct	FG	FGA	Pct	FT	FTA	Pct	Off	Def	Tot	Avg									
1972-73	28	0	0	0.0	89	220	.405	0	0	.000	42	54	.778	-	-	182	6.5	114	16	0	0	0	0	220	7.9	
1973-74	26	0	0	0.0	79	190	.416	0	0	.000	31	47	.660	-	-	159	6.1	102	10	16	0	0	0	189	7.3	
1974-75	26	15	646	24.8	79	186	.425	0	0	.000	30	42	.714	-	-	143	5.5	101	10	36	0	0	0	188	7.2	
TOTAL	80	15	646	8.1	247	596	.414	0	0	.000	103	143	.720	-	-	484	6.1	317	36	52	0	0	0	0	597	7.5

PRICE, George

Year	GP				FG	Total			3-Point			F-Throw			Rebounds				PF	FO	Ast	TO	Blk	Stl	Pts	Avg
	GP	GS	Min	Avg		FGA	Pct	FG	FGA	Pct	FT	FTA	Pct	Off	Def	Tot	Avg									
1969-70	23	0	0	0.0	115	291	.395	0	0	.000	53	72	.736	-	-	51	2.2	36	0	0	0	0	0	283	12.3	
1970-71	24	0	0	0.0	121	316	.383	0	0	.000	41	50	.820	-	-	51	2.1	22	0	0	0	0	0	283	11.8	
1971-72	24	0	0	0.0	202	459	.440	0	0	.000	61	79	.772	-	-	128	5.3	38	0	0	0	0	0	465	19.4	
TOTAL	71	0	0	0.0	438	1066	.411	0	0	.000	155	201	.771	-	-	230	3.2	96	0	0	0	0	0	1031	14.5	

PRINS, Ardell

Year	GP				FG	Total			3-Point			F-Throw			Rebounds				PF	FO	Ast	TO	Blk	Stl	Pts	
------	----	--	--	--	----	-------	--	--	---------	--	--	---------	--	--	----------	--	--	--	----	----	-----	----	-----	-----	-----	--

					Total		3-Point			F-Throw			Rebounds													
Year	GP	GS	Min	Avg	FG	FGA	Pct	FG	FGA	Pct	FT	FTA	Pct	Off	Def	Tot	Avg	PF	FO	Ast	TO	Blk	Stl	Pts	Avg	
RAKIECKI, Jon																										
2001-02	30	9	610	20.3	47	130	.362	38	98	.388	19	26	.731	12	70	82	2.7	83	6	61	52	1	22	151	5.0	
2002-03	4	0	12	3.0	1	4	.250	1	4	.250	0	0	.000	1	1	2	0.5	4	0	2	2	0	0	3	0.8	
2003-04	29	7	563	19.4	45	128	.352	41	112	.366	34	48	.708	16	57	73	2.5	71	1	44	24	2	15	165	5.7	
2004-05	28	8	616	22.0	57	183	.311	45	153	.294	33	49	.673	9	52	61	2.2	49	0	58	33	1	28	192	6.9	
TOTAL	91	24	1801	19.8	150	445	.337	125	367	.341	86	123	.699	38	180	218	2.4	207	7	165	111	4	65	511	5.6	

					Total		3-Point			F-Throw			Rebounds													
Year	GP	GS	Min	Avg	FG	FGA	Pct	FG	FGA	Pct	FT	FTA	Pct	Off	Def	Tot	Avg	PF	FO	Ast	TO	Blk	Stl	Pts	Avg	
RAMSTETTER, Kyle																										
2002-03	10	0	13	1.3	0	5	.000	0	3	.000	2	2	1.000	1	2	3	0.3	0	0	0	1	0	0	2	0.2	

					Total		3-Point			F-Throw			Rebounds													
Year	GP	GS	Min	Avg	FG	FGA	Pct	FG	FGA	Pct	FT	FTA	Pct	Off	Def	Tot	Avg	PF	FO	Ast	TO	Blk	Stl	Pts	Avg	
RANSON, James																										
1948-49	34	0	0	0.0	104	354	.294	0	0	.000	50	88	.568	-	-	0	0.0	96	0	0	0	0	0	258	7.6	
1949-50	25	0	0	0.0	55	158	.348	0	0	.000	34	58	.586	-	-	0	0.0	49	0	0	0	0	0	144	5.8	
TOTAL	59	0	0	0.0	159	512	.311	0	0	.000	84	146	.575	-	-	0	0.0	145	0	0	0	0	0	402	6.8	

					Total		3-Point			F-Throw			Rebounds													
Year	GP	GS	Min	Avg	FG	FGA	Pct	FG	FGA	Pct	FT	FTA	Pct	Off	Def	Tot	Avg	PF	FO	Ast	TO	Blk	Stl	Pts	Avg	
REALES, Tony																										
1959-60	23	0	0	0.0	20	63	.317	0	0	.000	19	53	.358	-	-	96	4.2	81	0	0	0	0	0	59	2.6	

					Total		3-Point			F-Throw			Rebounds													
Year	GP	GS	Min	Avg	FG	FGA	Pct	FG	FGA	Pct	FT	FTA	Pct	Off	Def	Tot	Avg	PF	FO	Ast	TO	Blk	Stl	Pts	Avg	
RERUCHA, Russ																										
1950-51	28	0	0	0.0	34	112	.304	0	0	.000	33	55	.600	-	-	75	2.7	48	2	29	0	0	0	101	3.6	
1951-52	28	0	0	0.0	76	217	.350	0	0	.000	76	95	.800	-	-	118	4.2	57	2	26	0	0	0	228	8.1	
1952-53	26	0	0	0.0	60	193	.311	0	0	.000	57	75	.760	-	-	0	0.0	43	0	0	0	0	0	177	6.8	
TOTAL	82	0	0	0.0	170	522	.326	0	0	.000	166	225	.738	-	-	193	2.4	148	4	55	0	0	0	506	6.2	

					Total		3-Point			F-Throw			Rebounds													
Year	GP	GS	Min	Avg	FG	FGA	Pct	FG	FGA	Pct	FT	FTA	Pct	Off	Def	Tot	Avg	PF	FO	Ast	TO	Blk	Stl	Pts	Avg	
RHOADES, Gary																										
1970-71	25	0	0	0.0	82	196	.418	0	0	.000	76	104	.731	-	-	127	5.1	30	0	0	0	0	0	240	9.6	
1971-72	24	0	0	0.0	154	358	.430	0	0	.000	148	203	.729	-	-	216	9.0	55	1	0	0	0	0	456	19.0	
1972-73	28	0	0	0.0	198	485	.408	0	0	.000	201	258	.779	-	-	221	7.9	68	0	0	0	0	0	597	21.3	
TOTAL	77	0	0	0.0	434	1039	.418	0	0	.000	425	565	.752	-	-	564	7.3	153	1	0	0	0	0	1293	16.8	

					Total		3-Point			F-Throw			Rebounds													
Year	GP	GS	Min	Avg	FG	FGA	Pct	FG	FGA	Pct	FT	FTA	Pct	Off	Def	Tot	Avg	PF	FO	Ast	TO	Blk	Stl	Pts	Avg	
RICHARDS, Toby																										
1958-59	22	0	0	0.0	64	137	.467	0	0	.000	34	45	.756	-	-	56	2.5	38	0	0	0	0	0	162	7.4	

					Total		3-Point			F-Throw			Rebounds													
Year	GP	GS	Min	Avg	FG	FGA	Pct	FG	FGA	Pct	FT	FTA	Pct	Off	Def	Tot	Avg	PF	FO	Ast	TO	Blk	Stl	Pts	Avg	
RICHARDSON III, Fred																										
2014-15	22	0	256	11.6	21	55	.382	9	27	.333	14	14	1.000	11	27	38	1.7	18	0	7	12	0	5	65	3.0	
2015-16	26	5	370	14.2	28	78	.359	11	41	.268	25	35	.714	21	48	69	2.7	41	1	18	16	1	5	92	3.5	
TOTAL	48	5	626	13.0	49	133	.368	20	68	.294	39	49	.796	32	75	107	2.2	59	1	25	28	1	10	157	3.3	

					Total		3-Point			F-Throw			Rebounds													
Year	GP	GS	Min	Avg	FG	FGA	Pct	FG	FGA	Pct	FT	FTA	Pct	Off	Def	Tot	Avg	PF	FO	Ast	TO	Blk	Stl	Pts	Avg	
RIDDLE, Bob																										
1972-73	25	0	0	0.0	28	94	.298	0	0	.000	10	18	.556	-	-	69	2.8	21	1	0	0	0	0	66	2.6	

					Total		3-Point			F-Throw			Rebounds													
Year	GP	GS	Min	Avg	FG	FGA	Pct	FG	FGA	Pct	FT	FTA	Pct	Off	Def	Tot	Avg	PF	FO	Ast	TO	Blk	Stl	Pts	Avg	
RIGGERS, Melvin																										
1951-52	1	0	0	0.0	1	4	.250	0	0	.000	2	3	.667	-	-	1	1.0	0	0	1	0	0	0	4	4.0	

					Total		3-Point			F-Throw			Rebounds													
Year	GP	GS	Min	Avg	FG	FGA	Pct	FG	FGA	Pct	FT	FTA	Pct	Off	Def	Tot	Avg	PF	FO	Ast	TO	Blk	Stl	Pts	Avg	
ROBINSON, Alton																										
2006-07	10	1	95	9.5	16	33	.485	0	0	.000	7	9	.778	10	7	17	1.7	13	0	6	15	6	6	39	3.9	

					Total		3-Point			F-Throw			Rebounds													
Year	GP	GS	Min	Avg	FG	FGA	Pct	FG	FGA	Pct	FT	FTA	Pct	Off	Def	Tot	Avg	PF	FO	Ast	TO	Blk	Stl	Pts	Avg	
ROBINSON, Freddy																										
2001-02	24	2	351	14.6	29	88	.330	9	31	.290	20	37	.541	9	33	42	1.8	40	1	13	28	4	10	87	3.6	
2002-03	6	0	45	7.5	2	10	.200	0	4	.000	4	6	.667	3	6	9	1.5	7	0	4	5	2	0	8	1.3	
2003-04	27	23	630	23.3	87	196	.444	27	74	.365	39	62	.629	32	50	82	3.0	76	2	28	37	7	18	240	8.9	
2005-06	25	15	419	16.8	51	100	.510	10	20	.500	30	43	.698	18	41	59	2.4	42	2	25	32	2	20	142	5.7	
2006-07	26	5	324	12.5	19	48	.396	2	12	.167	22	30	.													

RULE, Bob

Year	GP	GS	Min	Avg	Total		3-Point			F-Throw			Rebounds			PF	FO	Ast	TO	Blk	Stl	Pts	Avg
					FG	Pct	FG	FGA	Pct	FT	FTA	Pct	Off	Def	Tot								
1965-66	21	0	0	0.0	131	270	.485	0	0	.000	77	112	.688	-	-	206	9.8	60	0	0	0	339	16.1
1966-67	23	0	0	0.0	145	263	.551	0	0	.000	50	84	.595	-	-	197	8.6	62	0	0	0	340	14.8
TOTAL	44	0	0	0.0	276	533	.518	0	0	.000	127	196	.648	-	-	403	9.2	122	0	0	0	679	15.4

RYAN, Logan

Year	GP	GS	Min	Avg	Total		3-Point			F-Throw			Rebounds			PF	FO	Ast	TO	Blk	Stl	Pts	Avg		
					FG	Pct	FG	FGA	Pct	FT	FTA	Pct	Off	Def	Tot										
2017-18	21	1	173	8.2	17	30	.567	7	15	.467	8	14	.571	12	23	35	1.7	31	1	6	4	3	1	49	2.3
2018-19	27	0	215	8.0	24	38	.632	0	4	.000	16	19	.842	14	27	41	1.5	51	0	12	16	9	6	64	2.4
TOTAL	48	1	388	8.1	41	68	.603	7	19	.368	24	33	.727	26	50	76	1.6	82	1	18	20	12	7	113	2.4

SABAS, Barry

Year	GP	GS	Min	Avg	Total		3-Point			F-Throw			Rebounds			PF	FO	Ast	TO	Blk	Stl	Pts	Avg	
					FG	Pct	FG	FGA	Pct	FT	FTA	Pct	Off	Def	Tot									
1974-75	26	24	815	31.3	141	293	.481	0	0	.000	86	125	.688	-	-	79	3.0	73	3	42	0	0	368	14.2
1975-76	22	22	758	34.5	107	263	.407	0	0	.000	84	103	.816	-	-	65	3.0	52	4	47	0	0	298	13.5
TOTAL	48	46	1573	32.8	248	556	.446	0	0	.000	170	228	.746	-	-	144	3.0	125	7	89	0	0	666	13.9

SABAS, John

Year	GP	GS	Min	Avg	Total		3-Point			F-Throw			Rebounds			PF	FO	Ast	TO	Blk	Stl	Pts	Avg	
					FG	Pct	FG	FGA	Pct	FT	FTA	Pct	Off	Def	Tot									
1967-68	16	0	0	0.0	6	14	.429	0	0	.000	1	3	.333	-	-	3	0.2	10	0	0	0	0	13	0.8

SABAS, Kaipo

Year	GP	GS	Min	Avg	Total		3-Point			F-Throw			Rebounds			PF	FO	Ast	TO	Blk	Stl	Pts	Avg		
					FG	Pct	FG	FGA	Pct	FT	FTA	Pct	Off	Def	Tot										
2010-11	3	0	10	3.3	2	2	1.000	1	1	1.000	1	2	.500	1	2	3	1.0	0	0	0	0	1	6	2.0	
2011-12	29	18	671	23.1	44	94	.468	27	62	.435	19	23	.826	9	57	66	2.3	46	0	33	35	0	16	134	4.6
TOTAL	32	18	681	21.3	46	96	.479	28	63	.444	20	25	.800	10	59	69	2.2	46	0	33	35	0	17	140	4.4

SABINO II, Juan

Year	GP	GS	Min	Avg	Total		3-Point			F-Throw			Rebounds			PF	FO	Ast	TO	Blk	Stl	Pts	Avg		
					FG	Pct	FG	FGA	Pct	FT	FTA	Pct	Off	Def	Tot										
2016-17	4	0	6	1.5	0	3	.000	0	3	.000	0	0	.000	1	0	1	0.3	1	0	0	4	0	1	0	0.0
2017-18	2	0	5	2.5	1	3	.333	0	1	.000	0	0	.000	2	1	3	1.5	4	0	0	0	0	2	1.0	
2018-19	2	0	5	2.5	0	1	.000	0	1	.000	0	0	.000	0	1	1	0.5	0	0	1	0	0	0	0.0	
TOTAL	9	0	17	1.9	1	7	.143	0	5	.000	0	0	.000	3	2	5	0.6	5	0	1	4	0	1	2	0.2

SANDERS, Jonathan

Year	GP	GS	Min	Avg	Total		3-Point			F-Throw			Rebounds			PF	FO	Ast	TO	Blk	Stl	Pts	Avg		
					FG	Pct	FG	FGA	Pct	FT	FTA	Pct	Off	Def	Tot										
2000-01	27	0	214	7.9	10	30	.333	3	10	.300	12	17	.706	9	30	39	1.4	33	0	13	26	4	7	35	1.3

SANTO, GERSON

Year	GP	GS	Min	Avg	Total		3-Point			F-Throw			Rebounds			PF	FO	Ast	TO	Blk	Stl	Pts	Avg		
					FG	Pct	FG	FGA	Pct	FT	FTA	Pct	Off	Def	Tot										
2012-13	32	0	229	7.2	25	56	.446	0	0	.000	18	21	.857	19	22	41	1.3	28	0	3	8	3	3	68	2.1
2013-14	31	31	729	23.5	64	109	.587	0	0	.000	46	72	.639	61	67	128	4.1	79	6	13	22	17	15	174	5.6
TOTAL	63	31	958	15.2	89	165	.539	0	0	.000	64	93	.688	80	89	169	2.7	107	6	16	30	20	18	242	3.8

SAVOINI, Jim

Year	GP	GS	Min	Avg	Total		3-Point			F-Throw			Rebounds			PF	FO	Ast	TO	Blk	Stl	Pts	Avg	
					FG	Pct	FG	FGA	Pct	FT	FTA	Pct	Off	Def	Tot									
1953-54	19	0	0	0.0	16	48	.333	0	0	.000	13	21	.619	-	-	21	1.1	18	0	0	0	0	45	2.4
1954-55	21	0	0	0.0	44	183	.240	0	0	.000	36	67	.537	-	-	91	4.3	53	2	0	0	0	124	5.9
TOTAL	40	0	0	0.0	60	231	.260	0	0	.000	49	88	.557	-	-	112	2.8	71	2	0	0	0	169	4.2

SCHICK, Greg

Year	GP	GS	Min	Avg	Total		3-Point			F-Throw			Rebounds			PF	FO	Ast	TO	Blk	Stl	Pts	Avg	
					FG	Pct	FG	FGA	Pct	FT	FTA	Pct	Off	Def	Tot									
1971-72	9	0	0	0.0	4	14	.286	0	0	.000	0	0	.000	-	-	5	0.6	5	0	0	0	0	8	0.9

SCHLUETER, Dale

Year	GP	GS	Min	Avg	Total		3-Point			F-Throw			Rebounds			PF	FO	Ast	TO	Blk	Stl	Pts	Avg	
					FG	Pct	FG	FGA	Pct	FT	FTA	Pct	Off	Def	Tot									
1964-65	21	0	0	0.0	24	37	.649	0	0	.000	6	21	.286	-	-	70	3.3	33	0	0	0	0	54	2.6
1965-66	21	0	0	0.0	71	120	.592	0	0	.000	52	79	.658	-	-	168	8.0	68	0	0	0	0	194	9.2
1966-67	21	0	0	0.0	51	93	.548	0	0	.000	26	45	.578	-	-	117	5.6	58	0	0	0	0	128	6.1
TOTAL	63	0	0	0.0	146	250	.584	0	0	.000	84	145	.579	-	-	355	5.6	159	0	0	0	0	376	6.0

SCHOEMANN, Jack

Year	GP	GS	Min	Avg	Total		3-Point			F-Throw			Rebounds			PF	FO	Ast	TO	Blk	Stl	Pts	Avg	
					FG	Pct	FG	FGA	Pct	FT	FTA	Pct	Off	Def	Tot									
2018-19	8	0	21	2.6	1	4	.250	0	1	.000	2	2	1.000	0	0	0	0.0	1	0	0	2	0	4	0.5

SCOTHORN, Don

Year	GP	GS	Min	Avg	Total		3-Point			F-Throw			Rebounds			PF	FO	Ast	TO	Blk	Stl	Pts	Avg
					FG	Pct	FG	FGA	Pct	FT	FTA	Pct	Off	Def	Tot								
1950-51	33	0	0	0.0	86	253	.340	0	0	.000	46	70	.657	-	-	98							

INDIVIDUAL SEASON-BY-SEASON

SEDIVEC, Skip																										
Year	GP	GS	Min	Avg	FG	Total FGA	Pct	FG	3-Point FGA	Pct	FT	F-Throw FTA	Pct	Rebounds				Avg	PF	FO	Ast	TO	Blk	Stl	Pts	Avg
1961-62	16	0	0	0.0	5	25	.200	0	0	.000	3	6	.500	-	-	17	1.1	4	0	0	0	0	0	13	0.8	

SELCH, Ralph																										
Year	GP	GS	Min	Avg	FG	Total FGA	Pct	FG	3-Point FGA	Pct	FT	F-Throw FTA	Pct	Rebounds				Avg	PF	FO	Ast	TO	Blk	Stl	Pts	Avg
1948-49	26	0	0	0.0	18	87	.207	0	0	.000	23	33	.697	-	-	0	0.0	40	0	0	0	0	0	0	59	2.3
1949-50	8	0	0	0.0	2	29	.069	0	0	.000	4	5	.800	-	-	0	0.0	24	0	0	0	0	0	8	1.0	
TOTAL	34	0	0	0.0	20	116	.172	0	0	.000	27	38	.711	-	-	0	0.0	64	0	0	0	0	0	67	2.0	

SELLERS, Bobby																										
Year	GP	GS	Min	Avg	FG	Total FGA	Pct	FG	3-Point FGA	Pct	FT	F-Throw FTA	Pct	Rebounds				Avg	PF	FO	Ast	TO	Blk	Stl	Pts	Avg
1992-93	28	0	252	9.0	16	41	.390	6	19	.316	19	31	.613	4	7	11	0.4	24	0	49	32	1	10	57	2.0	
1993-94	28	28	797	28.5	63	167	.377	16	47	.340	62	83	.747	3	48	51	1.8	76	3	97	56	1	33	204	7.3	
1994-95	23	16	673	29.3	59	157	.376	13	52	.250	76	96	.792	12	49	61	2.7	49	0	109	76	0	26	207	9.0	
1995-96	30	30	999	33.3	102	217	.470	30	63	.476	49	66	.742	7	42	49	1.6	70	2	155	81	1	25	283	9.4	
TOTAL	109	74	2721	25.0	240	582	.412	65	181	.359	206	276	.746	26	146	172	1.6	219	5	410	245	3	94	751	6.9	

SEMIN, Rick																										
Year	GP	GS	Min	Avg	FG	Total FGA	Pct	FG	3-Point FGA	Pct	FT	F-Throw FTA	Pct	Rebounds				Avg	PF	FO	Ast	TO	Blk	Stl	Pts	Avg
1980-81	27	26	682	25.3	69	146	.473	0	0	.000	41	58	.707	-	-	126	4.7	60	2	46	73	6	14	179	6.6	
1981-82	26	8	462	17.8	45	84	.536	0	0	.000	12	17	.706	-	-	65	2.5	27	2	37	35	3	6	102	3.9	
TOTAL	53	34	1144	21.6	114	230	.496	0	0	.000	53	75	.707	-	-	191	3.6	87	4	83	108	9	20	281	5.3	

SHALLA, Tom																										
Year	GP	GS	Min	Avg	FG	Total FGA	Pct	FG	3-Point FGA	Pct	FT	F-Throw FTA	Pct	Rebounds				Avg	PF	FO	Ast	TO	Blk	Stl	Pts	Avg
1952-53	1	0	0	0.0	0	0	.000	0	0	.000	0	0	.000	-	-	0	0.0	0	0	0	0	0	0	0	0	0.0

SHARP, Matt																										
Year	GP	GS	Min	Avg	FG	Total FGA	Pct	FG	3-Point FGA	Pct	FT	F-Throw FTA	Pct	Rebounds				Avg	PF	FO	Ast	TO	Blk	Stl	Pts	Avg
1988-89	33	4	0	0.0	46	97	.474	0	0	.000	11	13	.846	-	-	73	2.2	45	0	20	20	4	20	103	3.1	
1989-90	30	10	439	14.6	44	95	.463	0	0	.000	13	19	.684	-	-	78	2.6	41	0	22	16	1	16	101	3.4	
TOTAL	63	14	439	7.0	90	192	.469	0	0	.000	24	32	.750	-	-	151	2.4	86	0	42	36	5	36	204	3.2	

SHEGOGG, Cliff																										
Year	GP	GS	Min	Avg	FG	Total FGA	Pct	FG	3-Point FGA	Pct	FT	F-Throw FTA	Pct	Rebounds				Avg	PF	FO	Ast	TO	Blk	Stl	Pts	Avg
1966-67	22	0	0	0.0	123	283	.435	0	0	.000	37	54	.685	-	-	110	5.0	70	0	0	0	0	0	283	12.9	
1967-68	3	0	0	0.0	19	45	.422	0	0	.000	4	7	.571	-	-	22	7.3	8	0	0	0	0	0	42	14.0	
1968-69	24	0	0	0.0	162	397	.408	0	0	.000	76	101	.752	-	-	162	6.8	77	2	0	0	0	0	400	16.7	
1969-70	23	0	0	0.0	161	375	.429	0	0	.000	113	134	.843	-	-	67	2.9	71	3	0	0	0	0	435	18.9	
TOTAL	72	0	0	0.0	465	1100	.423	0	0	.000	230	296	.777	-	-	361	5.0	226	5	0	0	0	0	1160	16.1	

SHELLEY, Jeff																										
Year	GP	GS	Min	Avg	FG	Total FGA	Pct	FG	3-Point FGA	Pct	FT	F-Throw FTA	Pct	Rebounds				Avg	PF	FO	Ast	TO	Blk	Stl	Pts	Avg
1992-93	7	0	59	8.4	9	31	.290	1	10	.100	6	8	.750	6	5	11	1.6	2	0	2	5	0	2	25	3.6	
1993-94	28	14	894	31.9	164	373	.440	79	202	.391	45	61	.738	81	140	221	7.9	61	0	40	44	2	17	452	16.1	
TOTAL	35	14	953	27.2	173	404	.428	80	212	.377	51	69	.739	87	145	232	6.6	63	0	42	49	2	19	477	13.6	

SHIPPEN, Trent																										
Year	GP	GS	Min	Avg	FG	Total FGA	Pct	FG	3-Point FGA	Pct	FT	F-Throw FTA	Pct	Rebounds				Avg	PF	FO	Ast	TO	Blk	Stl	Pts	Avg
1987-88	35	35	0	0.0	121	247	.490	59	113	.522	50	64	.781	-	-	81	2.3	63	1	0	0	0	0	351	10.0	
1988-89	33	31	0	0.0	74	159	.465	35	83	.422	68	89	.764	-	-	86	2.6	39	0	97	62	1	23	251	7.6	
TOTAL	68	66	0	0.0	195	406	.480	94	196	.480	118	153	.771	-	-	167	2.5	102	1	97	62	1	23	602	8.9	

SIGAFOOS, Dave																										
Year	GP	GS	Min	Avg	FG	Total FGA	Pct	FG	3-Point FGA	Pct	FT	F-Throw FTA	Pct	Rebounds				Avg	PF	FO	Ast	TO	Blk	Stl	Pts	Avg
1961-62	23	0	0	0.0	20	52	.385	0	0	.000	18	30	.600	-	-	64	2.8	41	0	0	0	0	0	58	2.5	
1962-63	23	0	0	0.0	92	170	.541	0	0	.000	35	44	.795	-	-	96	4.2	56	1	0	0	0	0	219	9.5	
1963-64	24	0	0	0.0	89	195	.456	0	0	.000	30	39	.769	-	-	143	6.0	40	0	0	0	0	0	208	8.7	
TOTAL	70	0	0	0.0	201	417	.482	0	0	.000	83	113	.735	-	-	303	4.3	137	1	0	0	0	0	485	6.9	

SIMMONS, Josh																										
Year	GP	GS	Min	Avg	FG	Total FGA	Pct	FG	3-Point FGA	Pct	FT	F-Throw FTA	Pct	Rebounds				Avg	PF	FO	Ast	TO	Blk	Stl	Pts	Avg
2007-08	32	19	651	20.3	49	144	.340	9	37	.243	51	83	.614	27	63	90	2.8	81	2	50	70	10	15	158	4.9	
2008-09	15	2	224	14.9	23	60	.383	2	9	.222	24	34	.706	15	28	43	2.9	30	0	15	16	5	5	72	4.8	
TOTAL	47	21	875	18.6	72	204	.353	11	46	.239	75	117	.641	42	91	133	2.8	111	2	65	86	15	20	230	4.9	

SISSON, Ron																										
Year	GP	GS	Min	Avg	FG	Total FGA	Pct	FG	3-Point FGA	Pct	FT	F-Throw FTA	Pct	Rebounds				Avg	PF	FO	Ast	TO	Blk	Stl	Pts	Avg
1951-52	6	0	0	0.0	2	8	.250	0	0	.000	0	0	.000	-	-	1	0.2	5	0	0	0	0	0	4	0.7	

SIVESIND, John																										
Year	GP	GS	Min	Avg	FG	Total FGA	Pct	FG	3-Point FGA	Pct	FT	F-Throw FTA	Pct	Rebounds				Avg	PF	FO	Ast	TO	Blk	Stl	Pts	Avg
1998-99	30	30	1009	33.6	98	248	.395	75	184	.408	39	53	.736	16	86	102	3.4	61	0	54	36	5	32	310	10.3	
1999-00	30	30	978	32.6	111	231	.481	69	146	.473	52	59	.881	18	73	91	3.0	62	0	63	45	3	28	343	11.4	
2000-01	28	28	888	31.7	113	227	.498	67	152	.441	59	65	.908	17	48	65	2.3	56	0	66	45	2	17	352	12.6	
TOTAL	88	88	2875	32.7	322	706	.456	211	482	.438	150	177	.847	51	207	258	2.9	179	0	183	126	10	77	1005	11.4	



Year	Total											3-Point			F-Throw			Rebounds													
	GP	GS	Min	Avg	FG	FGA	Pct	FG	FGA	Pct	FT	FTA	Pct	Off	Def	Tot	Avg	PF	FO	Ast	TO	Blk	Stl	Pts	Avg						
1991-92	31	0	454	14.6	55	111	.495	0	0	.000	21	43	.488	17	52	89	2.9	36	0	12	18	20	5	131	4.2						
1992-93	21	0	43	2.0	18	38	.474	0	0	.000	7	14	.500	13	26	39	1.9	17	0	5	8	4	2	43	2.0						
1993-94	26	0	210	8.1	18	46	.391	0	2	.000	28	41	.683	15	32	47	1.8	30	0	3	10	6	9	64	2.5						
TOTAL	78	0	707	9.1	91	195	.467	0	2	.000	56	98	.571	65	110	175	2.2	83	0	20	36	30	16	238	3.1						

Year	Total											3-Point			F-Throw			Rebounds													
	GP	GS	Min	Avg	FG	FGA	Pct	FG	FGA	Pct	FT	FTA	Pct	Off	Def	Tot	Avg	PF	FO	Ast	TO	Blk	Stl	Pts	Avg						
2010-11	20	0	148	7.4	10	22	.455	2	10	.200	5	8	.625	5	11	16	0.8	22	0	9	9	3	2	27	1.4						
2011-12	8	4	475	15.8	46	94	.489	7	19	.368	54	78	.692	15	45	60	2.0	74	4	29	26	10	12	153	5.1						
2013-14	18	1	242	13.4	21	48	.438	4	17	.235	11	18	.611	19	23	42	2.3	50	4	12	9	4	5	57	3.2						
TOTAL	68	9	865	12.7	77	164	.470	13	46	.283	70	104	.673	39	79	118	1.7	146	8	50	44	17	19	237	3.5						

Year	Total											3-Point			F-Throw			Rebounds													
	GP	GS	Min	Avg	FG	FGA	Pct	FG	FGA	Pct	FT	FTA	Pct	Off	Def	Tot	Avg	PF	FO	Ast	TO	Blk	Stl	Pts	Avg						
1998-99	29	0	307	10.6	17	62	.274	11	43	.256	4	10	.400	7	24	31	1.1	24	0	14	15	1	15	49	1.7						

Year	Total											3-Point			F-Throw			Rebounds													
	GP	GS	Min	Avg	FG	FGA	Pct	FG	FGA	Pct	FT	FTA	Pct	Off	Def	Tot	Avg	PF	FO	Ast	TO	Blk	Stl	Pts	Avg						
2009-10	28	0	508	18.1	62	168	.369	10	43	.233	64	86	.744	20	87	107	3.8	62	0	34	58	9	14	198	7.1						
2010-11	28	12	513	18.3	60	158	.380	11	32	.344	46	58	.793	21	72	93	3.3	56	0	33	31	15	18	177	6.3						
2011-12	30	19	679	22.6	97	221	.439	19	46	.413	70	97	.722	36	118	154	5.1	73	2	28	61	13	9	283	9.4						
2012-13	35	35	878	25.1	137	291	.471	17	42	.405	102	150	.680	79	98	177	5.1	83	1	38	63	13	14	393	11.2						
TOTAL	121	66	2578	21.3	356	838	.425	57	163	.350	282	391	.721	156	375	531	4.4	274	3	133	213	50	55	1051	8.7						

Year	Total											3-Point			F-Throw			Rebounds													
	GP	GS	Min	Avg	FG	FGA	Pct	FG	FGA	Pct	FT	FTA	Pct	Off	Def	Tot	Avg	PF	FO	Ast	TO	Blk	Stl	Pts	Avg						
1996-97	29	3	20	0.7	51	122	.418	4	16	.250	41	60	.683	27	35	62	2.1	43	0	30	3	0	15	147	5.1						
1997-98	23	10	590	25.7	76	159	.478	13	33	.394	67	91	.736	33	68	101	4.4	40	1	37	37	4	18	232	10.1						
TOTAL	52	13	610	11.7	127	281	.452	17	49	.347	108	151	.715	60	103	163	3.1	83	1	67	40	4	33	379	7.3						

Year	Total											3-Point			F-Throw			Rebounds													
	GP	GS	Min	Avg	FG	FGA	Pct	FG	FGA	Pct	FT	FTA	Pct	Off	Def	Tot	Avg	PF	FO	Ast	TO	Blk	Stl	Pts	Avg						
2006-07	11	0	99	9.0	12	18	.667	0	0	.000	2	4	.500	4	9	13	1.2	10	0	3	3	0	5	26	2.4						

Year	Total											3-Point			F-Throw			Rebounds													
	GP	GS	Min	Avg	FG	FGA	Pct	FG	FGA	Pct	FT	FTA	Pct	Off	Def	Tot	Avg	PF	FO	Ast	TO	Blk	Stl	Pts	Avg						
2004-05	26	11	635	24.4	103	186	.554	3	12	.250	65	95	.684	55	97	152	5.8	87	5	45	52	36	11	274	10.5						
2005-06	31	31	889	28.7	178	344	.517	5	11	.455	142	186	.763	70	157	227	7.3	102	6	70	112	66	20	503	16.2						
2006-07	30	28	905	30.2	175	302	.579	0	3	.000	154	200	.770	98	206	304	10.1	94	4	58	102	47	16	504	16.8						
TOTAL	87	70	2429	27.9	456	832	.548	8	26	.308	361	481	.751	223	460	683	7.9	283	15	173	266	149	47	1281	14.7						

Year	Total											3-Point			F-Throw			Rebounds													
	GP	GS	Min	Avg	FG	FGA	Pct	FG	FGA	Pct	FT	FTA	Pct	Off	Def	Tot	Avg	PF	FO	Ast	TO	Blk	Stl	Pts	Avg						
2001-02	30	7	344	11.5	48	103	.466	1	4	.250	23	45	.511	19	38	57	1.9	72	3	20	38	1	6	120	4.0						
2002-03	16	7	187	11.7	31	57	.544	0	1	.000	28	46	.609	18	24	42	2.6	37	1	5	15	0	2	90	5.6						
TOTAL	46	14	531	11.5	79	160	.494	1	5	.200	51	91	.560	37	62	99	2.2	109	4	25	53	1	8	210	4.6						

Year	Total											3-Point			F-Throw			Rebounds													
	GP	GS	Min	Avg	FG	FGA	Pct	FG	FGA	Pct	FT	FTA	Pct	Off	Def	Tot	Avg	PF	FO	Ast	TO	Blk	Stl	Pts	Avg						
2006-07	28	21	803	28.7	107	260	.412	35	103	.340	50	74	.676	25	68	93	3.3	51	2	61	77	3	36	299	10.7						

Year	Total											3-Point			F-Throw			Rebounds													
	GP	GS	Min	Avg	FG	FGA	Pct	FG	FGA	Pct	FT	FTA	Pct	Off	Def	Tot	Avg	PF	FO	Ast	TO	Blk	Stl	Pts	Avg						
1950-51	15	0	0	0.0	10	19	.526	0	0	.000	2	9	.222	-	-	6	0.4	14	0	2	0	0	0	22	1.5						
1951-52	27	0	0	0.0	79	214	.369	0	0	.000	60	106	.566	-	-	175	6.5	92	4	33	0	0	0	218	8.1						
1952-53	26	0	0	0.0	47	148	.318	0	0	.000	59	103	.573	-	-	0	0.0	59	0	0	0	0	0	153	5.9						
TOTAL	68	0	0	0.0	136	381	.357	0	0	.000	121	218	.555	-	-	181	2.7	165	4	35	0	0	0	393	5.8						

Year	Total											3-Point			F-Throw			Rebounds													
	GP	GS	Min	Avg	FG	FGA	Pct	FG	FGA	Pct	FT	FTA	Pct	Off	Def	Tot	Avg	PF	FO	Ast	TO	Blk	Stl	Pts	Avg						
1975-76	3	0	48	16.0	9	17	.529	0	0	.000	4	5	.800	-	-	15	5.0	4	0	2	0	0	0	22	7.3						

Year	Total											3-Point			F-Throw			Rebounds													
	GP	GS	Min	Avg	FG	FGA	Pct	FG	FGA	Pct	FT	FTA	Pct	Off	Def	Tot	Avg	PF	FO	Ast	TO	Blk	Stl	Pts	Avg						
1982-83	19	0	127	6.7	7	20	.350	0	0	.000	4	10	.400	-	-	22	1.2	9	0	9	8	5	3	18	0.9						
1983-84	24	0	108	4.5	11	24	.458	0	0	.000	0	4	.000	-	-	20	0.8	11	0	4	11	0	2	22	0.9						
TOTAL	43	0	235	5.5	18	44	.409	0	0	.000	4	14	.286	-	-	42	1.0	20	0	13	19	5	5	40	0.9						

Year	Total											3-Point			F-Throw			Rebounds													
	GP	GS	Min	Avg	FG	FGA	Pct	FG	FGA	Pct	FT	FTA	Pct	Off	Def	Tot	Avg	PF	FO	Ast	TO	Blk	Stl	Pts	Avg						
1981-82	25	25	748	29.9	114	224	.509	0	0	.000	64	78	.821	-	-	150	6.0	73	4	28	58	23	14	292	11.7						
1982-83	26	26	869	33.4	136	267	.509	0	0	.000	65	86	.756	-	-	184	7.1	83	5	40	49	19	25	337	13.0						
TOTAL	51	51	1617	31.7	250	491	.509	0	0	.000	129	164	.787	-	-	334	6.5	156	9	68	107	42	39	629	12.3						

Year	Total											3-Point			F-Throw			Rebounds													
	GP	GS	Min	Avg	FG	FGA	Pct	FG	FGA	Pct	FT	FTA	Pct	Off	Def	Tot	Avg	PF	FO	Ast	TO	Blk	Stl	Pts	Avg						
1973-74																															

THOMASSON, Phillip																									
Year	GP	GS	Min	Avg	FG	Total FGA	Pct	3-Point FGA	Pct	F-Throw FT	F-Throw FTA	Pct	Rebounds Off	Rebounds Def	Tot	Avg	PF	FO	Ast	TO	Blk	Stl	Pts	Avg	
2003-04	29	0	336	11.6	34	76	.447	2	9	.222	23	32	.719	12	34	46	1.6	40	0	21	44	4	3	93	3.2
2004-05	21	8	234	11.1	16	35	.457	0	1	.000	10	21	.476	19	30	49	2.3	31	0	13	22	6	6	42	2.0
TOTAL	50	8	570	11.4	50	111	.450	2	10	.200	33	53	.623	31	64	95	1.9	71	0	34	66	10	9	135	2.7

TONJE, John																									
Year	GP	GS	Min	Avg	FG	Total FGA	Pct	3-Point FGA	Pct	F-Throw FT	F-Throw FTA	Pct	Rebounds Off	Rebounds Def	Tot	Avg	PF	FO	Ast	TO	Blk	Stl	Pts	Avg	
2019-20	31	0	262	8.5	35	76	.461	20	46	.435	21	31	.677	5	27	32	1.0	28	0	10	15	0	5	111	3.6

TRIBELHORN, Joel																									
Year	GP	GS	Min	Avg	FG	Total FGA	Pct	3-Point FGA	Pct	F-Throw FT	F-Throw FTA	Pct	Rebounds Off	Rebounds Def	Tot	Avg	PF	FO	Ast	TO	Blk	Stl	Pts	Avg	
1988-89	33	25	0	0.0	160	297	.539	76	135	.563	59	68	.868	-	-	71	2.2	63	1	85	60	3	32	455	13.8

TRUMPER, Roger																									
Year	GP	GS	Min	Avg	FG	Total FGA	Pct	3-Point FGA	Pct	F-Throw FT	F-Throw FTA	Pct	Rebounds Off	Rebounds Def	Tot	Avg	PF	FO	Ast	TO	Blk	Stl	Pts	Avg	
1957-58	3	0	0	0.0	0	1	.000	0	0	.000	0	2	.000	-	-	1	0.3	1	0	0	0	0	0	0	0.0

TRYON, Lynn																									
Year	GP	GS	Min	Avg	FG	Total FGA	Pct	3-Point FGA	Pct	F-Throw FT	F-Throw FTA	Pct	Rebounds Off	Rebounds Def	Tot	Avg	PF	FO	Ast	TO	Blk	Stl	Pts	Avg	
1988-89	31	9	0	0.0	26	80	.325	2	5	.400	12	23	.522	-	-	38	1.2	29	0	20	33	0	9	66	2.1
1989-90	30	29	1054	35.1	98	232	.422	40	105	.381	29	41	.707	-	-	91	3.0	39	0	109	55	5	15	265	8.8
1990-91	29	29	1121	38.7	136	329	.413	55	154	.357	59	84	.702	31	78	109	3.8	51	0	77	49	0	32	386	13.3
1991-92	25	25	789	31.6	86	221	.389	33	86	.384	43	91	.473	30	72	102	4.1	57	1	50	56	2	27	248	9.9
TOTAL	115	92	2964	25.8	346	862	.401	130	350	.371	143	239	.598	-	-	340	3.0	176	1	256	193	7	83	965	8.4

TURCOTTE, David																									
Year	GP	GS	Min	Avg	FG	Total FGA	Pct	3-Point FGA	Pct	F-Throw FT	F-Throw FTA	Pct	Rebounds Off	Rebounds Def	Tot	Avg	PF	FO	Ast	TO	Blk	Stl	Pts	Avg	
1984-85	30	16	697	23.2	94	173	.543	0	0	.000	39	52	.750	-	-	72	2.4	50	1	65	54	2	12	227	7.6
1985-86	29	28	946	32.6	131	249	.526	0	0	.000	67	88	.761	-	-	104	3.6	63	1	91	64	2	23	329	11.3
1986-87	29	28	707	24.4	162	335	.484	57	128	.445	71	89	.798	-	-	115	4.0	63	1	73	45	6	18	452	15.6
1987-88	35	35	0	0.0	175	392	.446	64	154	.416	87	108	.806	-	-	111	3.2	54	0	0	0	0	0	501	14.3
TOTAL	123	107	2350	19.1	562	1149	.489	121	282	.429	264	337	.783	-	-	402	3.3	230	3	229	163	10	53	1509	12.3

TURNER, James																									
Year	GP	GS	Min	Avg	FG	Total FGA	Pct	3-Point FGA	Pct	F-Throw FT	F-Throw FTA	Pct	Rebounds Off	Rebounds Def	Tot	Avg	PF	FO	Ast	TO	Blk	Stl	Pts	Avg	
1958-59	17	0	0	0.0	15	36	.417	0	0	.000	8	12	.667	-	-	10	0.6	16	0	0	0	0	0	38	2.2
1959-60	23	0	0	0.0	63	156	.404	0	0	.000	35	44	.795	-	-	32	1.4	40	0	0	0	0	0	161	7.0
1960-61	13	0	0	0.0	39	114	.342	0	0	.000	32	49	.653	-	-	17	1.3	18	0	0	0	0	0	110	8.5
TOTAL	53	0	0	0.0	117	306	.382	0	0	.000	75	105	.714	-	-	59	1.1	74	0	0	0	0	0	309	5.8

TURNER, Jim																									
Year	GP	GS	Min	Avg	FG	Total FGA	Pct	3-Point FGA	Pct	F-Throw FT	F-Throw FTA	Pct	Rebounds Off	Rebounds Def	Tot	Avg	PF	FO	Ast	TO	Blk	Stl	Pts	Avg	
1979-80	2	0	8	4.0	1	5	.200	0	0	.000	2	2	1.000	-	-	0	0.0	1	0	0	0	0	0	4	2.0
1980-81	9	0	11	1.2	0	2	.000	0	0	.000	0	2	.000	-	-	3	0.3	0	0	3	1	0	0	0	0.0
TOTAL	11	0	19	1.7	1	7	.143	0	0	.000	2	4	.500	-	-	3	0.3	1	0	3	1	0	0	4	0.4

TWAY, Gary																									
Year	GP	GS	Min	Avg	FG	Total FGA	Pct	3-Point FGA	Pct	F-Throw FT	F-Throw FTA	Pct	Rebounds Off	Rebounds Def	Tot	Avg	PF	FO	Ast	TO	Blk	Stl	Pts	Avg	
1957-58	5	0	0	0.0	1	2	.500	0	0	.000	0	0	.000	-	-	3	0.6	0	0	0	0	0	0	2	0.4
1958-59	2	0	0	0.0	0	2	.000	0	0	.000	0	0	.000	-	-	1	0.5	1	0	0	0	0	0	0	0.0
TOTAL	7	0	0	0.0	1	4	.250	0	0	.000	0	0	.000	-	-	4	0.6	1	0	0	0	0	0	2	0.3

TYSON, Lonzia "Zo"																									
Year	GP	GS	Min	Avg	FG	Total FGA	Pct	3-Point FGA	Pct	F-Throw FT	F-Throw FTA	Pct	Rebounds Off	Rebounds Def	Tot	Avg	PF	FO	Ast	TO	Blk	Stl	Pts	Avg	
2018-19	13	0	63	4.8	3	6	.500	0	0	.000	5	9	.556	2	12	14	1.1	9	0	6	5	5	1	11	0.8

VAN RY, Toby																									
Year	GP	GS	Min	Avg	FG	Total FGA	Pct	3-Point FGA	Pct	F-Throw FT	F-Throw FTA	Pct	Rebounds Off	Rebounds Def	Tot	Avg	PF	FO	Ast	TO	Blk	Stl	Pts	Avg	
2015-16	9	0	19	2.1	1	8	.125	0	3	.000	1	2	.500	0	2	2	0.2	3	0	0	0	0	1	3	0.3

VANDERHOOF, Clark																									
Year	GP	GS	Min	Avg	FG	Total FGA	Pct	3-Point FGA	Pct	F-Throw FT	F-Throw FTA	Pct	Rebounds Off	Rebounds Def	Tot	Avg	PF	FO	Ast	TO	Blk	Stl	Pts	Avg	
1951-52	3	0	0	0.0	1	13	.077	0	0	.000	0	0	.000	-	-	4	1.3	3	0	0	0	0	0	2	0.7
1952-53	20	0	0	0.0	25	68	.368	0	0	.000	20	34	.588	-	-	0	0.0	34	0	0	0	0	0	70	3.5
1953-54	21	0	0	0.0	14	46	.304	0	0	.000	6	9	.667	-	-	23	1.1	14	0	0	0	0	0	34	1.6
1954-55	18	0	0	0.0	17	50	.340	0	0	.000	10	10	1.000	-	-	23	1.3	20	0	0	0	0	0	44	2.4
TOTAL	62	0	0	0.0	57	177	.322	0	0	.000	36	53	.679	-	-	50	0.8	71	0	0	0	0	0	150	2.4

VANDERVIEN, Dan																									
Year	GP	GS	Min	Avg	FG	Total FGA	Pct	3-Point FGA	Pct	F-Throw FT	F-Throw FTA	Pct	Rebounds Off	Rebounds Def	Tot	Avg	PF	FO	Ast	TO	Blk	Stl	Pts	Avg	
2008-09	17	7	260	15.3	41	79	.519	0	0	.000	24	37	.649	27	40	67	3.9	40	3	8	29	10	5	106	6.2

VANN, Leon																								
Year	GP	GS	Min	Avg	FG	Total FGA	Pct	3-Point FGA	Pct	F-Throw FT	F-Throw FTA	Pct	Rebounds Off	Rebounds Def	Tot	Avg	PF	FO	Ast	TO	Blk	Stl	Pts	Avg
1951-52	10	0	0	0.0	15	31	.484	0	0	.000	2	3	.667	-	-	8	0.8	16	0	1	0	0	0	32

VantASSEL, Jared

Year	Total				3-Point			F-Throw			Rebounds			Avg	PF	FO	Ast	TO	Blk	Stl	Pts	Avg			
	GP	GS	Min	Avg	FG	FGA	Pct	FG	FGA	Pct	FT	FTA	Pct										Off	Def	Tot
2007-08	7	0	13	1.9	2	4	.500	0	1	.000	0	0	.000	0	2	2	0.3	0	0	1	0	0	0	4	0.6

VERWERS, Stephen

Year	Total				3-Point			F-Throw			Rebounds			Avg	PF	FO	Ast	TO	Blk	Stl	Pts	Avg			
	GP	GS	Min	Avg	FG	FGA	Pct	FG	FGA	Pct	FT	FTA	Pct										Off	Def	Tot
2003-04	29	9	311	10.7	26	46	.565	0	0	.000	16	29	.552	16	42	58	2.0	66	3	8	16	15	7	68	2.3
2004-05	28	9	271	9.7	19	48	.396	0	0	.000	16	26	.615	24	31	55	2.0	38	0	14	18	8	5	54	1.9
TOTAL	57	18	582	10.2	45	94	.479	0	0	.000	32	55	.582	40	73	113	2.0	104	3	22	34	23	12	122	2.1

VICTOR, Spook

Year	Total				3-Point			F-Throw			Rebounds			Avg	PF	FO	Ast	TO	Blk	Stl	Pts	Avg			
	GP	GS	Min	Avg	FG	FGA	Pct	FG	FGA	Pct	FT	FTA	Pct										Off	Def	Tot
1994-95	26	8	299	11.5	25	62	.403	17	38	.447	27	42	.643	11	23	34	1.3	32	1	16	25	1	9	94	3.6
1995-96	28	2	231	8.3	22	60	.367	11	31	.355	14	23	.609	4	15	19	0.7	20	0	18	13	0	5	69	2.5
TOTAL	54	10	530	9.8	47	122	.385	28	69	.406	41	65	.631	15	38	53	1.0	52	1	34	38	1	14	163	3.0

VIDAKOVICH, Tom

Year	Total				3-Point			F-Throw			Rebounds			Avg	PF	FO	Ast	TO	Blk	Stl	Pts	Avg			
	GP	GS	Min	Avg	FG	FGA	Pct	FG	FGA	Pct	FT	FTA	Pct										Off	Def	Tot
1963-64	19	0	0	0.0	11	29	.379	0	0	.000	15	21	.714	-	-	8	0.4	14	0	0	0	0	0	37	1.9
1964-65	21	0	0	0.0	112	235	.477	0	0	.000	60	68	.882	-	-	33	1.6	48	0	0	0	0	0	284	13.5
1965-66	22	0	0	0.0	105	249	.422	0	0	.000	60	77	.779	-	-	74	3.4	65	0	0	0	0	0	270	12.3
TOTAL	62	0	0	0.0	228	513	.444	0	0	.000	135	166	.813	-	-	115	1.9	127	0	0	0	0	0	591	9.5

VOGEL, Joe

Year	Total				3-Point			F-Throw			Rebounds			Avg	PF	FO	Ast	TO	Blk	Stl	Pts	Avg			
	GP	GS	Min	Avg	FG	FGA	Pct	FG	FGA	Pct	FT	FTA	Pct										Off	Def	Tot
1992-93	29	2	378	13.0	53	120	.442	2	5	.400	25	41	.610	19	41	60	2.1	58	1	5	23	18	4	133	4.6
1993-94	28	28	650	23.2	99	222	.446	9	28	.321	32	58	.552	37	73	110	3.9	98	8	17	40	57	20	239	8.5
1994-95	31	24	721	23.3	113	251	.450	4	9	.444	71	101	.703	68	97	165	5.3	76	3	10	44	43	16	301	9.7
1995-96	27	26	754	27.9	111	227	.489	3	6	.500	60	83	.723	55	124	179	6.6	76	3	10	41	62	14	285	10.6
TOTAL	115	80	2503	21.8	376	820	.459	18	48	.375	188	283	.664	179	335	514	4.5	308	15	42	148	180	54	958	8.3

WALKER, David

Year	Total				3-Point			F-Throw			Rebounds			Avg	PF	FO	Ast	TO	Blk	Stl	Pts	Avg			
	GP	GS	Min	Avg	FG	FGA	Pct	FG	FGA	Pct	FT	FTA	Pct										Off	Def	Tot
1976-77	12	0	88	7.3	14	28	.500	0	0	.000	6	7	.857	-	-	25	2.1	9	1	1	0	5	0	34	2.8
1977-78	9	0	41	4.6	8	13	.615	0	0	.000	2	6	.333	-	-	7	0.8	7	0	0	0	0	0	18	2.0
TOTAL	21	0	129	6.1	22	41	.537	0	0	.000	8	13	.615	-	-	32	1.5	16	1	1	0	5	0	52	2.5

WALKER, Marcus

Year	Total				3-Point			F-Throw			Rebounds			Avg	PF	FO	Ast	TO	Blk	Stl	Pts	Avg			
	GP	GS	Min	Avg	FG	FGA	Pct	FG	FGA	Pct	FT	FTA	Pct										Off	Def	Tot
2007-08	32	32	1069	33.4	206	467	.441	58	195	.297	77	100	.770	16	76	92	2.9	75	0	84	72	3	35	547	17.1
2008-09	27	18	868	32.1	163	397	.411	52	152	.342	84	107	.785	17	53	70	2.6	64	0	58	61	1	29	462	17.1
TOTAL	59	50	1937	32.8	369	864	.427	110	347	.317	161	207	.778	33	129	162	2.7	139	0	142	133	4	64	1009	17.1

WALKER, Mike

Year	Total				3-Point			F-Throw			Rebounds			Avg	PF	FO	Ast	TO	Blk	Stl	Pts	Avg			
	GP	GS	Min	Avg	FG	FGA	Pct	FG	FGA	Pct	FT	FTA	Pct										Off	Def	Tot
1976-77	14	1	118	8.4	14	25	.560	0	0	.000	11	15	.733	-	-	18	1.3	23	0	2	0	2	0	39	2.8
1978-79	9	0	0	0.0	6	10	.600	0	0	.000	3	5	.600	-	-	8	0.9	8	0	3	0	0	0	15	1.7
TOTAL	23	1	118	5.1	20	35	.571	0	0	.000	14	20	.700	-	-	26	1.1	31	0	5	0	2	0	54	2.3

WALKER, Willie

Year	Total				3-Point			F-Throw			Rebounds			Avg	PF	FO	Ast	TO	Blk	Stl	Pts	Avg			
	GP	GS	Min	Avg	FG	FGA	Pct	FG	FGA	Pct	FT	FTA	Pct										Off	Def	Tot
1994-95	26	6	488	18.8	50	140	.357	31	97	.320	24	35	.686	27	74	101	3.9	23	0	38	34	3	9	155	6.0

WALLACE, Barry

Year	Total				3-Point			F-Throw			Rebounds			Avg	PF	FO	Ast	TO	Blk	Stl	Pts	Avg			
	GP	GS	Min	Avg	FG	FGA	Pct	FG	FGA	Pct	FT	FTA	Pct										Off	Def	Tot
1961-62	8	0	0	0.0	0	2	.000	0	0	.000	0	1	.000	-	-	4	0.5	0	0	0	0	0	0	0	0.0
1962-63	18	0	1	0.1	20	56	.357	0	0	.000	14	26	.538	-	-	32	1.8	20	0	0	0	0	0	54	3.0
1963-64	20	0	0	0.0	18	41	.439	0	0	.000	18	26	.692	-	-	51	2.6	35	0	0	0	0	0	54	2.7
TOTAL	46	0	1	0.0	38	99	.384	0	0	.000	32	53	.604	-	-	87	1.9	55	0	0	0	0	0	108	2.3

WARE, James

Year	Total				3-Point			F-Throw			Rebounds			Avg	PF	FO	Ast	TO	Blk	Stl	Pts	Avg			
	GP	GS	Min	Avg	FG	FGA	Pct	FG	FGA	Pct	FT	FTA	Pct										Off	Def	Tot
1996-97	10	0	34	3.4	4	15	.267	1	5	.200	0	0	.000	1	3	4	0.4	1	0	2	1	0	2	9	0.9

WARNER, Jim

Year	Total				3-Point			F-Throw			Rebounds			Avg	PF	FO	Ast	TO	Blk	Stl	Pts	Avg			
	GP	GS	Min	Avg	FG	FGA	Pct	FG	FGA	Pct	FT	FTA	Pct										Off	Def	Tot
1963-64	13	0	0	0.0	3	7	.429	0	0	.000	0	1	.000	-	-	6	0.5	6	0	0	0	0	0	6	0.5

WATLEY, Rudy

Year	Total				3-Point			F-Throw			Rebounds			Avg	PF	FO	Ast	TO	Blk	Stl	Pts	Avg
	GP	GS	Min	Avg	FG	FGA	Pct	FG	FGA	Pct	FT	FTA	Pct									
1976-77	13	0	30	2.3	5																	

WATTS, Ollie			Total			3-Point			F-Throw			Rebounds													
Year	GP	GS	Min	Avg	FG	FGA	Pct	FG	FGA	Pct	FT	FTA	Pct	Off	Def	Tot	Avg	PF	FO	Ast	TO	Blk	Stl	Pts	Avg
1958-59	10	0	0	0.0	2	12	.167	0	0	.000	6	11	.545	-	-	17	1.7	5	0	0	0	0	0	10	1.0
1959-60	13	0	0	0.0	17	43	.395	0	0	.000	8	13	.615	-	-	39	3.0	16	0	0	0	0	0	42	3.2
1960-61	26	0	0	0.0	59	160	.369	0	0	.000	46	66	.697	-	-	158	6.1	68	0	0	0	0	0	164	6.3
TOTAL	49	0	0	0.0	78	215	.363	0	0	.000	60	90	.667	-	-	214	4.4	89	0	0	0	0	0	216	4.4

WEEMS, Archie			Total			3-Point			F-Throw			Rebounds													
Year	GP	GS	Min	Avg	FG	FGA	Pct	FG	FGA	Pct	FT	FTA	Pct	Off	Def	Tot	Avg	PF	FO	Ast	TO	Blk	Stl	Pts	Avg
1968-69	24	0	0	0.0	67	127	.528	0	0	.000	29	49	.592	-	-	21	0.9	23	0	0	0	0	0	163	6.8
1969-70	23	0	0	0.0	134	302	.444	0	0	.000	50	72	.694	-	-	186	8.1	70	1	0	0	0	0	318	13.8
TOTAL	47	0	0	0.0	201	429	.469	0	0	.000	79	121	.653	-	-	207	4.4	93	1	0	0	0	0	481	10.2

WEIKEL, John			Total			3-Point			F-Throw			Rebounds													
Year	GP	GS	Min	Avg	FG	FGA	Pct	FG	FGA	Pct	FT	FTA	Pct	Off	Def	Tot	Avg	PF	FO	Ast	TO	Blk	Stl	Pts	Avg
1971-72	15	0	0	0.0	17	35	.486	0	0	.000	15	28	.536	-	-	34	2.3	12	0	0	0	0	0	49	3.3

WESTHOFF, Robert			Total			3-Point			F-Throw			Rebounds													
Year	GP	GS	Min	Avg	FG	FGA	Pct	FG	FGA	Pct	FT	FTA	Pct	Off	Def	Tot	Avg	PF	FO	Ast	TO	Blk	Stl	Pts	Avg
1949-50	8	0	0	0.0	4	7	.571	0	0	.000	5	6	.833	-	-	0	0.0	5	0	0	0	0	0	13	1.6

WESTOBY, Bill			Total			3-Point			F-Throw			Rebounds													
Year	GP	GS	Min	Avg	FG	FGA	Pct	FG	FGA	Pct	FT	FTA	Pct	Off	Def	Tot	Avg	PF	FO	Ast	TO	Blk	Stl	Pts	Avg
1963-64	15	0	0	0.0	14	26	.538	0	0	.000	4	9	.444	-	-	19	1.3	17	0	0	0	0	0	32	2.1
1964-65	18	0	0	0.0	46	102	.451	0	0	.000	8	14	.571	-	-	30	1.7	28	0	0	0	0	0	100	5.6
TOTAL	33	0	0	0.0	60	128	.469	0	0	.000	12	23	.522	-	-	49	1.5	45	0	0	0	0	0	132	4.0

WHALEN, Jim			Total			3-Point			F-Throw			Rebounds													
Year	GP	GS	Min	Avg	FG	FGA	Pct	FG	FGA	Pct	FT	FTA	Pct	Off	Def	Tot	Avg	PF	FO	Ast	TO	Blk	Stl	Pts	Avg
1959-60	12	0	0	0.0	7	21	.333	0	0	.000	12	18	.667	-	-	21	1.8	19	0	0	0	0	0	26	2.2

WHITE, Chuckie			Total			3-Point			F-Throw			Rebounds													
Year	GP	GS	Min	Avg	FG	FGA	Pct	FG	FGA	Pct	FT	FTA	Pct	Off	Def	Tot	Avg	PF	FO	Ast	TO	Blk	Stl	Pts	Avg
1990-91	27	27	916	33.9	163	312	.522	2	8	.250	64	112	.571	63	100	163	6.0	59	1	39	45	8	25	392	14.5

WILLIAMS, Dave			Total			3-Point			F-Throw			Rebounds													
Year	GP	GS	Min	Avg	FG	FGA	Pct	FG	FGA	Pct	FT	FTA	Pct	Off	Def	Tot	Avg	PF	FO	Ast	TO	Blk	Stl	Pts	Avg
1967-68	1	0	0	0.0	1	1	1.000	0	0	.000	0	0	.000	-	-	1	1.0	2	0	0	0	0	0	2	2.0

WILLIAMS, Mark			Total			3-Point			F-Throw			Rebounds													
Year	GP	GS	Min	Avg	FG	FGA	Pct	FG	FGA	Pct	FT	FTA	Pct	Off	Def	Tot	Avg	PF	FO	Ast	TO	Blk	Stl	Pts	Avg
1972-73	27	0	0	0.0	111	282	.394	0	0	.000	49	60	.817	-	-	37	1.4	53	1	0	0	0	0	271	10.0

WILLIAMS, Matt			Total			3-Point			F-Throw			Rebounds													
Year	GP	GS	Min	Avg	FG	FGA	Pct	FG	FGA	Pct	FT	FTA	Pct	Off	Def	Tot	Avg	PF	FO	Ast	TO	Blk	Stl	Pts	Avg
2001-02	28	10	514	18.4	62	102	.608	1	0.000	43	69	.623	43	70	113	4.0	68	1	17	41	10	15	167	6.0	
2002-03	33	13	662	20.1	75	140	.536	0	0.000	88	130	.677	48	80	128	3.9	87	4	41	56	20	15	238	7.2	
2003-04	29	22	711	24.5	95	204	.466	4	0.000	111	156	.712	48	111	159	5.5	106	8	47	81	19	17	301	10.4	
2004-05	23	20	612	26.6	102	184	.554	0	1.000	70	83	.843	37	67	104	4.5	55	3	40	44	13	15	274	11.9	
TOTAL	113	65	2499	22.1	334	630	.530	6	.000	312	438	.712	176	328	504	4.5	316	16	145	222	62	62	980	8.7	

WILLIAMS, Raymond			Total			3-Point			F-Throw			Rebounds													
Year	GP	GS	Min	Avg	FG	FGA	Pct	FG	FGA	Pct	FT	FTA	Pct	Off	Def	Tot	Avg	PF	FO	Ast	TO	Blk	Stl	Pts	Avg
1948-49	34	0	0	0.0	84	299	.281	0	0.000	46	91	.505	-	-	0	0.0	108	0	0	0	0	0	0	214	6.3
1949-50	9	0	0	0.0	3	21	.143	0	0.000	4	8	.500	-	-	0	0.0	10	0	0	0	0	0	0	10	1.1
1950-51	26	0	0	0.0	26	77	.338	0	0.000	15	22	.682	-	-	19	0.7	39	2	15	0	0	0	0	67	2.6
TOTAL	69	0	0	0.0	113	397	.285	0	0.000	65	121	.537	-	-	19	0.3	157	2	15	0	0	0	0	291	4.2

WILLIAMS, Solomon			Total			3-Point			F-Throw			Rebounds													
Year	GP	GS	Min	Avg	FG	FGA	Pct	FG	FGA	Pct	FT	FTA	Pct	Off	Def	Tot	Avg	PF	FO	Ast	TO	Blk	Stl	Pts	Avg
1979-80	18	0	234	13.0	36	83	.434	0	0.000	26	39	.667	-	-	52	2.9	31	1	16	0	3	2	98	5.4	
1980-81	24	0	325	13.5	49	101	.485	0	0.000	35	48	.729	-	-	64	2.7	44	1	9	41	3	11	133	5.5	
TOTAL	42	0	559	13.3	85	184	.462	0	0.000	61	87	.701	-	-	116	2.8	75	2	25	41	6	13	231	5.5	

WILLIAMS, Trevor			Total			3-Point			F-Throw			Rebounds													
Year	GP	GS	Min	Avg	FG	FGA	Pct	FG	FGA	Pct	FT	FTA	Pct	Off	Def	Tot	Avg	PF	FO	Ast	TO	Blk	Stl	Pts	Avg
2010-11	2	0	11	5.5	0	3	.000	0	0.000	1	4	.250	1	1	2	1.0	5	1	1	1	0	0	0	1	0.5
2011-12	14	1	92	6.6	5	11	.455	0	0.000	1	2	.500	6	9	15	1.1	12	0	0	7	2	0	11	0.8	
TOTAL	16	1	103	6.4	5	14	.357	0	0.000	2	6	.333	7	10	17	1.1	17	1	1	8	2	0	12	0.8	

WILLIAMSON, Kim			Total			3-Point			F-Throw			Rebounds													
Year	GP	GS	Min	Avg	FG	FGA	Pct	FG	FGA	Pct	FT	FTA	Pct	Off	Def	Tot	Avg	PF	FO	Ast	TO	Blk	Stl	Pts	Avg
1978-79	23	14	0	0.0	66	138	.478	0	0.000	29	43	.674	-	-	137	6.0	81	6	25	0	0	0	0	161	7.0
1979-80	24	19	587	24.5	113	221	.511	0	0.000	16	34	.471	-	-	129	5.4	70	3	33						

WILSON, Carren

Year	GP	GS	Min	Avg	Total			3-Point			F-Throw			Rebounds			PF	FO	Ast	TO	Blk	Stl	Pts	Avg	
					FG	FGA	Pct	FG	FGA	Pct	FT	FTA	Pct	Off	Def	Tot									
1989-90	14	0	106	7.6	8	16	.500	3	6	.500	1	2	.500	-	-	6	0.4	5	0	5	3	0	2	20	1.4

WILSON, David

Year	GP	GS	Min	Avg	Total			3-Point			F-Throw			Rebounds			PF	FO	Ast	TO	Blk	Stl	Pts	Avg
					FG	FGA	Pct	FG	FGA	Pct	FT	FTA	Pct	Off	Def	Tot								
1956-57	13	0	0	0.0	12	23	.522	0	0	.000	8	13	.615	-	-	9	0.7	4	0	0	0	0	32	2.5
1957-58	8	0	0	0.0	0	2	.000	0	0	.000	2	4	.500	-	-	5	0.6	3	0	0	0	0	2	0.3
1958-59	8	0	0	0.0	5	13	.385	0	0	.000	3	5	.600	-	-	9	1.1	7	0	0	0	0	13	1.6
TOTAL	29	0	0	0.0	17	38	.447	0	0	.000	13	22	.591	-	-	23	0.8	14	0	0	0	0	47	1.6

WILSON, Don

Year	GP	GS	Min	Avg	Total			3-Point			F-Throw			Rebounds			PF	FO	Ast	TO	Blk	Stl	Pts	Avg
					FG	FGA	Pct	FG	FGA	Pct	FT	FTA	Pct	Off	Def	Tot								
1954-55	6	0	0	0.0	0	5	.000	0	0	.000	3	4	.750	-	-	2	0.3	4	0	0	0	0	3	0.5

WILTZ, Moe

Year	GP	GS	Min	Avg	Total			3-Point			F-Throw			Rebounds			PF	FO	Ast	TO	Blk	Stl	Pts	Avg	
					FG	FGA	Pct	FG	FGA	Pct	FT	FTA	Pct	Off	Def	Tot									
2010-11	12	0	74	6.2	6	21	.286	0	8	.000	10	12	.833	1	9	10	0.8	6	0	5	9	1	3	22	1.8

WOODARD, Jesse

Year	GP	GS	Min	Avg	Total			3-Point			F-Throw			Rebounds			PF	FO	Ast	TO	Blk	Stl	Pts	Avg	
					FG	FGA	Pct	FG	FGA	Pct	FT	FTA	Pct	Off	Def	Tot									
2007-08	31	2	564	18.2	55	154	.357	23	77	.299	29	45	.644	8	36	44	1.4	63	2	43	48	0	17	162	5.2

WRIGHT, Benny

Year	GP	GS	Min	Avg	Total			3-Point			F-Throw			Rebounds			PF	FO	Ast	TO	Blk	Stl	Pts	Avg
					FG	FGA	Pct	FG	FGA	Pct	FT	FTA	Pct	Off	Def	Tot								
1978-79	7	0	0	0.0	2	4	.500	0	0	.000	1	2	.500	-	-	1	0.1	2	0	0	0	0	5	0.7
1980-81	5	0	6	1.2	0	2	.000	0	0	.000	0	0	.000	-	-	3	0.6	1	0	0	1	0	0	0.0
TOTAL	12	0	6	0.5	2	6	.333	0	0	.000	1	2	.500	-	-	4	0.3	3	0	0	1	0	5	0.4

WRIGHT, Lonnie

Year	GP	GS	Min	Avg	Total			3-Point			F-Throw			Rebounds			PF	FO	Ast	TO	Blk	Stl	Pts	Avg
					FG	FGA	Pct	FG	FGA	Pct	FT	FTA	Pct	Off	Def	Tot								
1963-64	25	0	0	0.0	140	332	.422	0	0	.000	73	105	.695	-	-	115	4.6	64	0	0	0	0	353	14.1
1964-65	22	0	0	0.0	168	364	.462	0	0	.000	98	122	.803	-	-	134	6.1	59	0	0	0	0	434	19.7
1965-66	22	0	0	0.0	193	411	.470	0	0	.000	73	101	.723	-	-	134	6.1	50	0	0	0	0	459	20.9
TOTAL	69	0	0	0.0	501	1107	.453	0	0	.000	244	328	.744	-	-	383	5.6	173	0	0	0	0	1246	18.1

WYNN, Stephon

Year	GP	GS	Min	Avg	Total			3-Point			F-Throw			Rebounds			PF	FO	Ast	TO	Blk	Stl	Pts	Avg
					FG	FGA	Pct	FG	FGA	Pct	FT	FTA	Pct	Off	Def	Tot								
2012-13	3	0	4	1.3	0	1	.000	0	0	.000	0	0	.000	0	0	0	0.0	0	0	0	0	0	1	0.0

YODER, Ryan

Year	GP	GS	Min	Avg	Total			3-Point			F-Throw			Rebounds			PF	FO	Ast	TO	Blk	Stl	Pts	Avg	
					FG	FGA	Pct	FG	FGA	Pct	FT	FTA	Pct	Off	Def	Tot									
1990-91	13	1	108	8.3	7	16	.438	2	7	.286	10	11	.909	1	5	6	0.5	12	0	13	9	0	5	26	2.0
1991-92	31	20	848	27.4	63	144	.438	30	74	.405	73	83	.880	9	54	63	2.0	56	1	126	55	2	23	229	7.4
1992-93	29	29	912	31.4	67	170	.394	36	97	.371	78	90	.867	14	56	70	2.4	57	0	204	49	0	39	248	8.6
1993-94	28	28	959	34.2	102	224	.455	55	131	.420	107	117	.915	18	51	69	2.5	55	0	187	62	0	39	366	13.1
TOTAL	101	78	2827	28.0	239	554	.431	123	309	.398	268	301	.890	42	166	208	2.1	180	1	530	175	2	106	869	8.6

YODER, Stan

Year	GP	GS	Min	Avg	Total			3-Point			F-Throw			Rebounds			PF	FO	Ast	TO	Blk	Stl	Pts	Avg
					FG	FGA	Pct	FG	FGA	Pct	FT	FTA	Pct	Off	Def	Tot								
1967-68	18	0	0	0.0	15	42	.357	0	0	.000	8	15	.533	-	-	17	0.9	13	0	0	0	0	38	2.1

YOUNG, Barry

Year	GP	GS	Min	Avg	Total			3-Point			F-Throw			Rebounds			PF	FO	Ast	TO	Blk	Stl	Pts	Avg	
					FG	FGA	Pct	FG	FGA	Pct	FT	FTA	Pct	Off	Def	Tot									
1977-78	27	27	920	34.1	212	409	.518	0	0	.000	124	193	.642	-	-	202	7.5	71	3	29	0	16	0	548	20.3
1978-79	27	21	0	0.0	182	380	.479	0	0	.000	104	150	.693	-	-	157	5.8	67	1	30	0	0	0	468	17.3
1979-80	27	25	711	26.3	142	327	.434	0	0	.000	113	167	.677	-	-	156	5.8	81	4	41	0	12	37	397	14.7
TOTAL	81	73	1631	20.1	536	1116	.480	0	0	.000	341	510	.669	-	-	515	6.4	219	8	100	0	28	37	1413	17.4

YOUNG, Delbert

Year	GP	GS	Min	Avg	Total			3-Point			F-Throw			Rebounds			PF	FO	Ast	TO	Blk	Stl	Pts	Avg	
					FG	FGA	Pct	FG	FGA	Pct	FT	FTA	Pct	Off	Def	Tot									
2001-02	7	0	16	2.3	3	3	1.000	0	0	.000	1	1	1.000	2	1	3	0.4	3	0	1	4	0	1	7	1.0



ZIMMERMAN, Tony

Year	GP	GS	Min	Avg	Total			3-Point			F-Throw			Rebounds			PF	FO	Ast	TO	Blk	Stl	Pts	Avg
					FG	FGA	Pct	FG	FGA	Pct	FT	FTA	Pct	Off	Def	Tot								
1987-88	3	0	0	0.0	0	0	.000	0	0	.000	1	3	.333	-	-	2	0.7	4	0	0	0	0	1	0.3

POINTS

Year	Player	Pts	Avg
1948-49	DOBLER, Donald	379	10.8
1949-50	ANDERSON, Glendon	365	12.2
1950-51	GOSSETT, Bill	464	14.1
	ANDERSON, Glendon	329	15.0
1951-52	BETZ, Bob	291	10.4
	HOWE, Bill	168	14.0
1952-53	STUEHM, Dennis	296	11.4
1953-54	STUEHM, Dennis	480	16.6
1954-55	KINARD, Harold	305	13.3
1955-56	HIBBARD, Gary	391	17.0
1956-57	ALBERT, Stan	365	15.2
1957-58	NEWCOMB, Chuck	346	13.8
1958-59	NEWCOMB, Chuck	344	15.6
1959-60	NEWCOMB, Chuck	395	17.2
1960-61	GREEN, Bill	460	17.7
1961-62	GREEN, Bill	573	21.2
1962-63	GREEN, Bill	649	28.2
1963-64	WRIGHT, Lonnie	353	14.1
1964-65	WRIGHT, Lonnie	434	19.7
1965-66	WRIGHT, Lonnie	459	20.9
1966-67	RULE, Bob	340	14.8
1967-68	KERR, Lloyd	350	14.6
	KERR, Floyd	302	15.9
1968-69	SHEGOGG, Cliff	400	16.7
1969-70	SHEGOGG, Cliff	435	18.9
1970-71	FISHER, Rick	450	18.8
1971-72	PRICE, George	465	19.4
1972-73	RHOADES, Gary	597	21.3
1973-74	HALL, Tim	409	15.7
1974-75	SABAS, Barry	368	14.2
1975-76	CASH, Lorenzo	486	18.7
1976-77	CUNNINGHAM, Alan	453	18.9
1977-78	YOUNG, Barry	548	20.3
1978-79	YOUNG, Barry	468	17.3
1979-80	YOUNG, Barry	397	14.7
1980-81	HUGHES, Eddie	346	13.3
1981-82	STEELE, Mark	292	11.7
1982-83	STEELE, Mark	337	13.0
1983-84	STRONG, Rich	399	13.3
1984-85	STRONG, Rich	400	13.3
1985-86	STRONG, Rich	490	16.9
1986-87	DURHAM, Pat	526	18.1
1987-88	DURHAM, Pat	676	19.3
1988-89	DURHAM, Pat	611	18.5
1989-90	MITCHELL, Mike	586	19.5
1990-91	WHITE, Chuckie	392	14.5
1991-92	ATKINSON, Aaron	420	13.5
1992-93	BONDS, Keith	390	13.4
1993-94	CRAWFORD, Damon	469	16.8
1994-95	EVANS, David	427	17.1
1995-96	EVANS, David	568	18.9
1996-97	CHRISTIENSEN, Bryan	451	15.6
1997-98	MAHMUD, Jameel	386	13.3
1998-99	PALACIO, Milt	552	18.4
1999-00	GOODWYN, Cedric	533	17.8
2000-01	SIVESIND, John	352	12.6
2001-02	GREENE, Brian	475	15.8
2002-03	NELSON, Matt	527	17.0
2003-04	NELSON, Matt	374	15.6
2004-05	NELSON, Matt	427	15.8
2005-06	SMITH, Jason	503	16.2
2006-07	SMITH, Jason	504	16.8
2007-08	WALKER, Marcus	547	17.1
2008-09	WALKER, Marcus	462	17.1
2009-10	GREEN, Dorian	376	11.8
2010-11	OGIDE, Andy	549	17.2
2011-12	EIKMEIER, Wes	495	15.5
2012-13	IVERSON, Colton	497	14.2

2013-14	AVILA, J.J.	532	16.6
2014-15	AVILA, J.J.	518	16.7
2015-16	SCOTT, Antwan	541	16.4
	CLAVELL, Gian	208	20.8
2016-17	CLAVELL, Gian	552	20.4
2017-18	NIXON, Prentiss	434	16.1
2018-19	CARVACHO, Nico	514	16.1
2019-20	STEVENS, Isaiiah	424	13.3

**Lonnie Wright****Barry Young****Matt Nelson**

GENERAL

THE RAMS

2019-20 REVIEW

HISTORY

UNIVERSITY

OPPONENTS

TOTAL REBOUNDS

Year	Player	Reb	Avg
1950-51	GOSSETT, Bill	254	7.7
1951-52	STUEHM, Dennis	207	7.4
1952-53	Not available		
1953-54	STUEHM, Dennis	268	9.2
1954-55	CAYLOR, Ron	222	9.7
1955-56	HIBBARD, Gary	288	12.5
1956-57	GREGORY, Richard	230	9.2
1957-58	NEWCOMB, Chuck	189	7.6
1958-59	HOFFNER, Larry	234	10.6
1959-60	HOFFNER, Larry	236	10.3
1960-61	GREEN, Bill	257	9.9
1961-62	GREEN, Bill	258	9.6
1962-63	GREEN, Bill	211	9.2
1963-64	BUSTION, Sonny	192	7.7
1964-65	BUSTION, Sonny	223	10.1
1965-66	RULE, Bob	206	9.8
1966-67	RULE, Bob	197	8.6
1967-68	Team	205	0.0
1968-69	DAVIS, Mike	191	8.0
1969-70	CHILDRESS, Mike	392	17.0
1970-71	CHILDRESS, Mike	349	14.0
1971-72	LACKEY, Travis	267	11.1
1972-73	RHOADES, Gary	221	7.9
1973-74	HALL, Tim	269	10.3
1974-75	HALL, Tim	191	7.3
1975-76	BOULDIN, Ron	157	6.0
1976-77	PAIGE, Larry	218	8.7
1977-78	CUNNINGHAM, Alan	246	9.1
1978-79	WATLEY, Rudy	168	6.2
1979-80	WATLEY, Rudy	189	7.0
1980-81	SEMIN, Rick	126	4.7
1981-82	STEELE, Mark	150	6.0
1982-83	STEELE, Mark	184	7.1
1983-84	STRONG, Rich	198	6.6
1984-85	STRONG, Rich	211	7.0
1985-86	STRONG, Rich	221	7.6
1986-87	DURHAM, Pat	271	9.3
1987-88	DURHAM, Pat	228	6.5
1988-89	DURHAM, Pat	251	7.6
1989-90	MITCHELL, Mike	201	6.7
1990-91	WHITE, Chuckie	163	6.0
1991-92	LARSON, Doug	176	5.7
1992-93	LARSON, Doug	148	5.1
1993-94	SHELLEY, Jeff	221	7.9
1994-95	LEWIS, Kish	176	5.7
1995-96	BARNETT, Matt	206	6.9
1996-97	BARNETT, Matt	226	7.8
1997-98	BARNETT, Matt	215	7.4
1998-99	PALACIO, Milt	157	5.2
1999-00	PATIK, Garrett	167	5.6
2000-01	PATIK, Garrett	167	6.0
2001-02	GREENE, Brian	222	7.4
2002-03	GREENE, Brian	204	6.2
2003-04	WILLIAMS, Matt	159	5.5
2004-05	NELSON, Matt	159	5.9
2005-06	SMITH, Jason	227	7.3
2006-07	SMITH, Jason	304	10.1
2007-08	AGUILAR, Ronnie	159	6.1
2008-09	OGIDE, Andy	173	5.8
2009-10	OGIDE, Andy	208	6.5
2010-11	OGIDE, Andy	246	7.7
2011-12	HORNUNG, Pierce	227	8.7
2012-13	IVERSON, Colton	342	9.8
2013-14	BEJARANO, Daniel	267	8.3
2014-15	BEJARANO, Daniel	236	7.2
2015-16	OMOGBO, Emmanuel	265	8.0
2016-17	OMOGBO, Emmanuel	373	10.4
2017-18	CARVACHO, Nico	331	10.3
2018-19	CARVACHO, Nico	414	12.9
2019-20	CARVACHO, Nico	345	10.8

FIELD GOAL PERCENTAGE (min. 50 made)

Year	Player	Pct	FG-ATT
1948-49	ALLEN, Ben	.323	153-474
1949-50	ANDERSON, Glendon	.372	128-344
1950-51	ANDERSON, Glendon	.428	118-276
1951-52	SNEATH, Bob	.369	79-214
1952-53	KINARD, Harold	.382	117-306
1953-54	STUEHM, Dennis	.398	162-407
1954-55	BRYANT, Jack	.405	77-190
1955-56	ALBERT, Stan	.413	90-218
1956-57	ALBERT, Stan	.414	121-292
1957-58	ALBERT, Stan	.427	108-253
1958-59	RICHARDS, Toby	.467	64-137
1959-60	NEWCOMB, Chuck	.470	156-332
1960-61	GREEN, Bill	.513	160-312
1961-62	GREEN, Bill	.583	203-348
1962-63	GREEN, Bill	.580	215-371
1963-64	BUSTION, Sonny	.585	110-188
1964-65	BUSTION, Sonny	.513	153-298
1965-66	SCHLUETER, Dale	.592	71-120
1966-67	RULE, Bob	.551	145-263
1967-68	NOWICKI, Tom	.513	120-234
1968-69	WEEMS, Archie	.528	67-127
1969-70	CHILDRESS, Mike	.496	130-262
1970-71	CATON, Bob	.497	86-173
1971-72	LACKEY, Travis	.448	103-230
1972-73	HALL, Tim	.464	89-192
1973-74	HALL, Tim	.510	176-345
1974-75	LARREW, Tery	.498	111-223
1975-76	BOULDIN, Ron	.546	125-229
1976-77	ALLEN, Jim	.529	100-189
1977-78	PAIGE, Larry	.544	136-250
1978-79	WATLEY, Rudy	.570	81-142
1979-80	WATLEY, Rudy	.559	57-102
1980-81	HUGHES, Eddie	.475	140-295
1981-82	LEGO, Ray	.511	71-139
1982-83	MURPHY, Tim	.520	64-123
1983-84	JOHANNSEN, Andy	.545	55-101
1984-85	TURCOTTE, David	.543	94-173
1985-86	STRONG, Rich	.552	200-362
1986-87	DURHAM, Pat	.550	193-351
1987-88	FRIEHAUF, Eric	.538	70-130
1988-89	TRIBELHORN, Joel	.539	160-297
1989-90	ANDERSON, Andy	.570	98-172
1990-91	WHITE, Chuckie	.522	163-312
1991-92	SMITH, Chris	.495	55-111
1992-93	MOLYNEAUX, Dwayne	.587	84-143
1993-94	CRAWFORD, Damon	.500	169-338
1994-95	CHILTON, Ryan	.597	74-124
1995-96	JOHNSON, Lorenzo	.602	50-83
1996-97	CHILTON, Ryan	.534	127-238
1997-98	BARNETT, Matt	.533	97-182
1998-99	GOODWYN, Cedric	.531	155-292
1999-00	FORD, John	.595	72-121
2000-01	FISHER, David	.588	110-187
2001-02	NELSON, Matt	.637	107-168
2002-03	NELSON, Matt	.643	205-319
2003-04	NELSON, Matt	.591	133-225
2004-05	NELSON, Matt	.605	153-253
2005-06	HARRISON, Michael	.623	160-257
2006-07	CREASON, Stuart	.670	118-176
2007-08	CREASON, Stuart	.577	97-168
2008-09	OGIDE, Andy	.500	121-242
2009-10	OGIDE, Andy	.545	150-275
2010-11	HORNUNG, Pierce	.610	64-105
2011-12	HORNUNG, Pierce	.653	96-147
2012-13	IVERSON, Colton	.596	183-307
2013-14	SANTO, Gerson	.587	64-109
2014-15	DANIELS, Tiel	.629	66-105
2015-16	DANIELS, Tiel	.619	120-194
2016-17	CARVACHO, Nico	.537	72-134
2017-18	CARVACHO, Nico	.507	107-211
2018-19	CARVACHO, Nico	.592	216-365
2019-20	CARVACHO, Nico	.562	158-281

3-POINT FG PERCENTAGE (min. 20 made)

Year	Player	Pct	3FG-ATT
1986-87	TURCOTTE, David	.445	57-128
1987-88	SHIPPEN, Trent	.522	59-113
1988-89	TRIBELHORN, Joel	.563	76-135
1989-90	MEREDITH, Mark	.469	84-179
1990-91	MEREDITH, Mark	.429	70-163
1991-92	MARONEY, Tyson	.408	40-98
1992-93	BONDS, Keith	.419	72-172
1993-94	YODER, Ryan	.420	55-131
1994-95	EVANS, David	.380	62-163
1995-96	SELLERS, Bobby	.476	30-63
1996-97	MAHMUD, Jameel	.456	52-114
1997-98	PALACIO, Milt	.377	23-61
1998-99	SIVESIND, John	.379	86-227
1999-00	PALMER, Aki	.490	70-143
2000-01	SIVESIND, John	.441	67-152
2001-02	BIRLEY, Andy	.418	77-184
2002-03	BIRLEY, Andy	.423	90-213
2003-04	JOHNSON, Shelton	.410	25-61
2004-05	MORRIS, Sean	.453	39-86
2005-06	GILLING, Stephan	.423	60-142
2006-07	GILLING, Stephan	.435	70-161
2007-08	McFARLAND, Andre	.426	40-94
2008-09	McFARLAND, Andre	.423	55-130
2009-10	McFARLAND, Andre	.405	30-74
2010-11	NIGON, Adam	.412	54-131
2011-12	SABAS, Kaipo	.435	27-62
2012-13	EIKMEIER, Wes	.362	54-149
2013-14	OCTEUS, Jon	.355	27-76
2014-15	KIDD, Stanton	.402	37-92
2015-16	CLAVELL, Gian	.422	27-64
2016-17	CLAVELL, Gian	.386	78-202
2017-18	BONNER, Anthony	.432	41-95
2018-19	MASINTON-BONNER, A.	.410	41-100
2019-20	MOORE, Kendle	.435	60-138
	TONJE, John	.435	20-46



Hal Kinard

FREE THROW PERCENTAGE (min. 50 made)

Year	Player	Pct	FT-ATT
1948-49	DOBLER, Donald	.665	121-182
1949-50	ANDERSON, Glendon	.677	109-161
1950-51	GOSSETT, Bill	.743	130-175
1951-52	RERUCHA, Russ	.800	76-95
1952-53	RERUCHA, Russ	.760	57-75
1953-54	BRYANT, Jack	.841	53-63
1954-55	BRYANT, Jack	.798	95-119
1955-56	BRYANT, Jack	.780	96-123
1956-57	ALBERT, Stan	.764	123-161
1957-58	ALBERT, Stan	.769	113-147
1958-59	NEWCOMB, Chuck	.689	84-122
1959-60	McFARLAND, Kay	.750	51-68
1960-61	LAWRENCE, Manny	.736	106-144
1961-62	OMDAHL, Jack	.731	57-78
1962-63	ETHERIDGE, Brian	.792	84-106
1963-64	MATTHEWS, Terry	.827	81-98
1964-65	VIDAKOVICH, Tom	.882	60-68
1965-66	VIDAKOVICH, Tom	.779	60-77
1966-67	RULE, Bob	.595	50-84
1967-68	KERR, Lloyd	.755	120-159
1968-69	SHEGOGG, Cliff	.752	76-101
1969-70	SHEGOGG, Cliff	.843	113-134
1970-71	FISHER, Rick	.769	90-117
1971-72	PRICE, George	.772	61-79
1972-73	RHOADES, Gary	.779	201-258
1973-74	CAREY, Rudy	.667	56-84
1974-75	LARREW, Tery	.775	93-120
1975-76	LARREW, Tery	.829	63-76
1976-77	CUNNINGHAM, Alan	.782	97-124
1977-78	CUNNINGHAM, Alan	.745	102-137
1978-79	BRANDON, Alton	.836	51-61
1979-80	HUGHES, Eddie	.714	55-77
1980-81	HUGHES, Eddie	.673	66-98
1981-82	MURPHY, Tim	.824	75-91
1982-83	STEELE, Mark	.756	65-86
1983-84	GRAY, Mike	.813	87-107
1984-85	DUDLEY, John	.786	55-70
1985-86	TURCOTTE, David	.761	67-88
1986-87	TURCOTTE, David	.798	71-89
1987-88	TURCOTTE, David	.806	87-108
1988-89	TRIBELHORN, Joel	.868	59-68
1989-90	MEREDITH, Mark	.928	64-69
1990-91	MEREDITH, Mark	.740	54-73
1991-92	YODER, Ryan	.880	73-83
1992-93	YODER, Ryan	.867	78-90
1993-94	YODER, Ryan	.915	107-117
1994-95	MADISON, Delmonte	.815	75-92
1995-96	MADISON, Delmonte	.750	111-148
1996-97	CHRISTIANSEN, Bryan	.806	58-72
1997-98	BARNETT, Matt	.772	61-79
1998-99	PALACIO, Milt	.754	135-179
1999-00	PALMER, Aki	.747	56-75
2000-01	SIVESIND, John	.908	59-65
2001-02	BIRLEY, Andy	.800	52-65
2002-03	GREENE, Brian	.814	105-129
2003-04	NELSON, Matt	.818	108-132
2004-05	WILLIAMS, Matt	.843	70-83
2005-06	MORRIS, Sean	.800	56-70
2006-07	SMITH, Jason	.770	154-200
2007-08	GARDNER, Willis	.896	60-67
2008-09	WALKER, Marcus	.785	84-107
2009-10	GREEN, Dorian	.832	109-131
2010-11	GREEN, Dorian	.761	54-71
2011-12	EIKMEIER, Wes	.878	108-123
2012-13	EIKMEIER, Wes	.897	96-107
2013-14	AVILA, J.J.	.795	136-171
2014-15	DE CIMAN, Joe	.857	54-63
2015-16	GILLON, John	.879	152-173
2016-17	NIXON, Prentiss	.813	117-144
2017-18	NIXON, Prentiss	.843	102-121
2018-19	PAIGE, J.D.	.806	75-93
2019-20	STEVENS, Isaiah	.816	84-103

GENERAL

THE RAMS

2019-20 REVIEW

HISTORY

UNIVERSITY

OPONENTS

ASSISTS

Year	Player	Ast	Avg
1950-51	GOSSETT, Bill	71	2.2
1951-52	STUEHM, Dennis	43	1.5
--- No data available from 1952-73 ---			
1973-74	CAREY, Rudy	140	5.4
1974-75	ANZURES, Fred	47	2.4
1975-76	ANZURES, Fred	114	4.6
1976-77	ANZURES, Fred	100	4.2
1977-78	NEAL, Lawrence	56	2.1
1978-79	BRANDON, Alton	110	4.1
1979-80	HUGHES, Eddie	77	2.9
1980-81	BROMLEY, Kevin	106	3.9
1981-82	HUGHES, Eddie	94	3.6
1982-83	LEGO, Ray	84	3.1
1983-84	STRONG, Rich	88	2.9
1984-85	STRONG, Rich	107	3.6
1985-86	TURCOTTE, David	91	3.1
1986-87	LEE, Anthony	104	3.6
1987-88	BAILEY, Barry	78	2.2
1988-89	SHIPPEN, Trent	97	2.9
1989-90	TRYON, Lynn	109	3.6
1990-91	TRYON, Lynn	77	2.7
1991-92	YODER, Ryan	126	4.1
1992-93	YODER, Ryan	204	7.0
1993-94	YODER, Ryan	187	6.7
1994-95	SELLERS, Bobby	109	4.7
1995-96	SELLERS, Bobby	155	5.2
1996-97	PALACIO, Milt	147	5.1
1997-98	PALACIO, Milt	140	4.8
1998-99	PALACIO, Milt	130	4.3
1999-00	PALMER, Aki	78	2.6
2000-01	BIRLEY, Andy	77	2.8
2001-02	BIRLEY, Andy	115	3.8
2002-03	MORRIS, Micheal	121	3.7
2003-04	MORRIS, Micheal	96	4.0
2004-05	MORRIS, Micheal	87	3.1
2005-06	LEWIS, Cory	136	4.5
2006-07	LEWIS, Cory	135	4.5
2007-08	GARDNER, Willis	87	2.9
2008-09	CARR, Jesse	63	2.5
2009-10	GREEN, Dorian	80	2.5
2010-11	GREEN, Dorian	91	2.8
2011-12	CARR, Jesse	86	2.7
2012-13	GREEN, Dorian	124	3.6
2013-14	AVILA, J.J.	110	3.4
2014-15	GILLON, John	110	3.2
2015-16	GILLON, John	130	3.8
2016-17	PAIGE, J.D.	91	2.7
2017-18	CARVACHO, Nico	71	2.3
2018-19	PAIGE, J.D.	95	3.1
2019-20	STEVENS, Isaiah	144	4.5

BLOCKED SHOTS

Year	Player	Blk	Avg
1976-77	CUNNINGHAM, Alan	23	1.0
	PAIGE, Larry	23	0.9
1977-78	CUNNINGHAM, Alan	57	2.1
1979-80	WATLEY, Rudy	16	0.6
1980-81	HOLMES, Ray	9	0.3
1981-82	STEELE, Mark	23	0.9
1982-83	STRONG, Rich	23	0.8
1983-84	STRONG, Rich	33	1.1
1984-85	GRAY, Mike	26	0.9
1985-86	STRONG, Rich	36	1.2
1986-87	DURHAM, Pat	47	1.6
1987-88	BAILEY, Barry	5	0.1
1988-89	DURHAM, Pat	44	1.3
1989-90	FRIEHAUF, Eric	17	0.6
1990-91	MEREDITH, Mark	15	0.5
1991-92	LARSON, Doug	22	0.7
1992-93	VOGEL, Joe	18	0.6
1993-94	VOGEL, Joe	57	2.0
1994-95	VOGEL, Joe	43	1.4
1995-96	VOGEL, Joe	62	2.3
1996-97	CHILTON, Ryan	63	2.2
1997-98	CHILTON, Ryan	70	2.4
1998-99	FORD, John	33	1.3
1999-00	FORD, John	41	1.5
2000-01	PATIK, Garrett	9	0.3
2001-02	NELSON, Matt	38	1.7
2002-03	MORRIS, Micheal	44	1.3
	NELSON, Matt	44	1.4
2003-04	NELSON, Matt	39	1.6
	MORRIS, Micheal	39	1.6
2004-05	SMITH, Jason	36	1.4
2005-06	HARRISON, Michael	66	2.1
	SMITH, Jason	66	2.1
2006-07	CREASON, Stuart	64	2.1
2007-08	CREASON, Stuart	31	1.6
2008-09	OGIDE, Andy	19	0.6
2009-10	HORNUNG, Pierce	12	0.4
	OGIDE, Andy	12	0.4
2010-11	OGIDE, Andy	18	0.6
2011-12	BELL, Will	16	0.5
2012-13	IVERSON, Colton	25	0.7
2013-14	HOLT, Marcus	21	0.7
2014-15	KIDD, Stanton	28	0.8
2015-16	DANIELS, Tiel	27	0.8
2016-17	OMOGBO, Emmanuel	23	0.6
	PAIGE, J.D.	23	0.6
2017-18	BOB, Che	38	1.2
2018-19	CARVACHO, Nico	21	0.7
2019-20	RODDY, David	24	0.8

STEALS

Year	Player	Stl	Avg
1979-80	HUGHES, Eddie	42	1.6
1980-81	HUGHES, Eddie	38	1.5
1981-82	HUGHES, Eddie	32	1.2
1982-83	STEELE, Mark	25	1.0
1983-84	DUDLEY, John	25	0.9
1984-85	BENN, Todd	33	1.1
1985-86	DUDLEY, John	25	0.9
1986-87	LEE, Anthony	28	1.0
1987-88	BAILEY, Barry	20	0.6
1988-89	DURHAM, Pat	54	1.6
1989-90	MITCHELL, Mike	59	2.0
1990-91	MEREDITH, Mark	47	1.6
1991-92	LARSON, Doug	46	1.5
1992-93	YODER, Ryan	39	1.3
1993-94	CRAWFORD, Damon	66	2.4
1994-95	EVANS, David	46	1.8
1995-96	EVANS, David	72	2.4
1996-97	PALACIO, Milt	43	1.5
1997-98	PALACIO, Milt	45	1.6
1998-99	McKANSTRY, Andre	68	2.3
1999-00	SIVESIND, John	30	1.0
2000-01	PALMER, Aki	41	1.7
2001-02	GREENE, Brian	49	1.6
2002-03	GREENE, Brian	38	1.2
2003-04	BOATNER, Dwight	30	1.1
2004-05	MORRIS, Micheal	36	1.3
2005-06	LEWIS, Cory	47	1.6
2006-07	LEWIS, Cory	61	2.0
2007-08	WALKER, Marcus	35	1.1
2008-09	WALKER, Marcus	29	1.1
2009-10	NIGON, Adam	43	1.3
2010-11	FRANKLIN, Travis	43	1.3
2011-12	HORNUNG, Pierce	49	1.9
2012-13	HORNUNG, Pierce	40	1.2
2013-14	AVILA, J.J.	35	1.1
	BEJARANO, Daniel	35	1.1
2014-15	AVILA, J.J.	62	2.0
2015-16	GILLON, John	26	0.8
2016-17	CLAVELL, Gian	53	2.0
2017-18	NIXON, Prentiss	40	1.5
2018-19	EDWARDS, Hyron	27	1.4
2019-20	MOORE, Kendle	42	1.3

MINUTES PLAYED

Year	Player	Minutes	Avg
1975-76	CASH, Lorenzo	856	32.9
1976-77	NEAL, Larry	727	36.3
1977-78	YOUNG, Barry	931	34.5
1978-79	HUGHES, Eddie	905	36.2
1979-80	HUGHES, Eddie	1031	38.2
1980-81	HUGHES, Eddie	917	35.3
1981-82	MURPHY, Tim	909	33.7
1982-83	LEGO, Ray	923	36.9
1983-84	BENN, Todd	854	34.2
1984-85	BENN, Todd	747	35.6
1985-86	not available		
1986-87	not available		
1987-88	TURCOTTE, David	1124	37.5
1988-89	DURHAM, Pat	1206	37.7
1989-90	not available		
1990-91	TRYON, Lynn	1121	38.7
1991-92	ATKINSON, Aaron	898	29.9
1992-93	not available		
1993-94	YODER, Ryan	959	34.2
1994-95	EVANS, David	844	33.8
1995-96	not available		
1996-97	not available		
1997-98	not available		
1998-99	PALACIO, Milt	1073	35.8
1999-00	SIVESIND, John	978	32.6
2000-01	SIVESIND, John	888	31.7
2001-02	BIRLEY, Andy	1002	33.4
2002-03	BIRLEY, Andy	1097	33.2
2003-04	WILLIAMS, Matt	711	24.5
2004-05	MORRIS, Micheal	781	27.9
2005-06	LEWIS, Cory	897	29.9
2006-07	LEWIS, Cory	961	32.0
2007-08	WALKER, Marcus	1069	33.4
2008-09	McFARLAND, Andre	878	28.3
2009-10	GREEN, Dorian	1120	35.0
2010-11	OGIDE, Andy	944	29.5
2011-12	GREEN, Dorian	1076	33.6
2012-13	GREEN, Dorian	1115	32.8
2013-14	BEJARANO, Daniel	1083	33.8
2014-15	KIDD, Stanton	1023	30.1
2015-16	DE CIMAN, Joe	1112	32.7
2016-17	PAIGE, J.D.	1171	32.5
2017-18	CARVACHO, Nico	919	28.7
2018-19	PAIGE, J.D.	1045	33.7
2019-20	STEVENS, Isaiah	1046	32.7

GENERAL


THE RAMS

2019-20 REVIEW


HISTORY

UNIVERSITY


OPPONENTS



Eddie Hughes



Mark Meredith



Micheal Morris

Year	Coach	Overall				Conference				FIN.
		W	L	PTS.	OPP.	W	L	PTS.	OPP.	
1901-02	None	2	0	73	19	-	-	-	-	—
1902-03	None	0	1	20	27	-	-	-	-	—
1903-04	None	1	0	19	17	-	-	-	-	—
1904-05	None	2	2	70	107	-	-	-	-	—
1905-06	Claude Rothgeb	2	2	109	123	-	-	-	-	—
1906-07	Claude Rothgeb	5	3	234	245	-	-	-	-	—
1907-08	Claude Rothgeb	2	3	131	157	-	-	-	-	—
1909-10	Claude Rothgeb	1	2	105	125	-	-	-	-	—
1910-11	George Cassidy	5	4	294	255	-	-	-	-	—
1911-12	Harry Hughes	3	5	198	178	-	-	-	-	—
1912-13	Harry Hughes	4	4	210	188	4	4	210	188	3rd
1913-14	Harry Hughes	5	3	286	199	5	3	286	199	2nd
1914-15	Harry Hughes	7	3	285	221	-	-	-	-	N/A
1915-16	Harry Hughes	6	6	317	297	6	6	317	297	3rd
1916-17	Harry Hughes	8	5	396	297	-	-	-	-	4th
1917-18	Harry Hughes	5	5	259	248	-	-	-	-	t-2nd
1918-19	Harry Hughes	1	13	262	414	-	-	-	-	—
1919-20	Harry Hughes	5	5	259	248	-	-	-	-	—
1920-21	Harry Hughes	4	7	229	273	-	-	-	-	—
1921-22	Harry Hughes	4	7	218	254	-	-	-	-	—
1922-23	Harry Hughes	0	1	13	26	-	-	-	-	—
1923-24	Harry Hughes	6	5	217	260	6	3	190	221	2nd
1924-25	Harry Hughes	2	10	208	356	2	10	208	356	7th
1925-26	P.E. Lavik	2	11	286	457	2	10	264	433	7th
1926-27	P.E. Lavik	4	8	310	366	4	8	310	366	6th
1927-28	P.E. Lavik	5	7	411	469	5	7	411	469	t-5th
1928-29	Joe Ryan	6	6	401	398	6	6	401	398	t-5th
1929-30	Joe Ryan	4	10	425	500	4	10	425	500	7th
1930-31	Joe Ryan	4	8	335	370	4	8	335	370	7th
1931-32	Joe Ryan	4	8	340	336	4	8	340	336	5th
1932-33	Joe Ryan	7	5	364	375	7	5	364	375	3rd
1933-34	Joe Ryan	5	7	283	351	5	7	283	351	6th
1934-35	Saaly Salwachter	6	6	302	295	6	6	302	295	5th
1935-36	Sam Campbell	3	9	484	612	3	9	484	612	6th
1936-37	Sam Campbell	7	6	482	504	7	5	457	462	4th
1937-38	John Davis	7	9	652	740	3	9	484	612	6th
1938-39	John Davis	2	14	519	764	2	10	410	602	7th
1939-40	John Davis	6	12	797	891	3	9	511	611	t-5th
1940-41	John Davis	10	9	699	695	4	8	418	484	t-5th
1941-42	John Davis	3	16	616	844	1	11	380	601	7th
1942-43	John Davis	7	9	622	637	0	4	139	237	2nd
1943-44	No team due to World War II									
1944-45	John Davis	7	11	712	819	-	-	-	-	—
1945-46	E.D. Taylor	15	9	1101	1005	6	6	510	534	t-4th
1946-47	E.D. Taylor	3	18	850	1089	1	11	488	654	7th
1947-48	E.D. Taylor	6	15	1085	1190	1	9	458	614	6th
1948-49	E.D. Taylor	14	21	1843	1935	3	17	980	1227	6th
1949-50	H.B. Lee	7	23	1410	1499	2	18	870	986	6th
1950-51	Bill Strannigan	13	20	1748	1862	6	14	994	1111	6th
1951-52	Bill Strannigan	13	15	1770	1759	3	11	798	880	7th
1952-53	Bill Strannigan	12	14	1652	1643	5	9	923	970	t-5th
1953-54	Bill Strannigan	22	7	1906	1689	12	2	905	813	1st
1954-55	Jim Williams	11	12	1464	1520	5	9	894	944	5th
1955-56	Jim Williams	12	13	1608	1651	7	7	933	945	t-3rd
1956-57	Jim Williams	9	16	1651	1739	6	8	927	939	6th
1957-58	Jim Williams	14	11	1641	1578	9	5	940	861	t-2nd
1958-59	Jim Williams	8	14	1431	1490	6	8	930	959	6th
1959-60	Jim Williams	13	10	1603	1445	10	4	1007	902	t-1st
1960-61	Jim Williams	17	9	1678	1506	12	2	926	759	t-1st
1961-62	Jim Williams	18	9	1766	1670	10	4	942	854	3rd
1962-63	Jim Williams	18	5	1650	1399	-	-	-	-	—
1963-64	Jim Williams	16	9	1712	1506	-	-	-	-	—
1964-65	Jim Williams	16	8	1780	1623	-	-	-	-	—
1965-66	Jim Williams	14	8	1667	1575	-	-	-	-	—
1966-67	Jim Williams	13	10	1653	1580	-	-	-	-	—
1967-68	Jim Williams	11	13	1766	1830	-	-	-	-	—
1968-69	Jim Williams	17	7	1715	1620	-	-	-	-	—
1969-70	Jim Williams	14	9	1799	1686	7	7	1096	1157	t-5th
1970-71	Jim Williams	15	10	1981	1833	7	7	1121	1071	5th
1971-72	Jim Williams	15	9	1901	1755	7	7	1136	1161	t-4th
1972-73	Jim Williams	13	15	1964	2006	5	9	957	1029	6th

Year	Coach	Overall				Conference				FIN.
		W	L	PTS.	OPP.	W	L	PTS.	OPP.	
1973-74	Jim Williams	12	14	1764	1684	5	9	922	911	7th
1974-75	Jim Williams	14	12	1990	1837	6	8	1051	1047	5th
1975-76	Jim Williams	10	16	1915	1992	6	8	1038	1087	t-5th
1976-77	Jim Williams	13	12	1770	1648	6	8	966	946	t-5th
1977-78	Jim Williams	18	9	2055	1972	8	6	1087	1092	3rd
1978-79	Jim Williams	11	16	1986	2006	3	9	837	919	t-6th
1979-80	Jim Williams	10	17	1969	2083	5	9	1032	1098	5th
1980-81	Tony McAndrews	3	24	1554	1911	1	15	880	1140	9th
1981-82	Tony McAndrews	8	19	1536	1655	2	14	843	949	9th
1982-83	Tony McAndrews	11	17	1611	1645	6	10	894	935	t-7th
1983-84	Tony McAndrews	16	14	1828	1794	9	7	962	961	t-4th
1984-85	Tony McAndrews	18	12	2077	2001	9	7	1067	1057	t-3rd
1985-86	Tony McAndrews	11	18	1816	1887	6	10	1044	1074	7th
1986-87	Tony McAndrews	13	16	1922	2020	7	9	1039	1092	6th
1987-88	Boyd Grant	22	13	2202	2007	8	8	1009	955	t-5th
1988-89	Boyd Grant	23	10	2125	2012	12	4	1046	972	1st
1989-90	Boyd Grant	21	9	2029	1778	11	5	1017	958	t-1st
1990-91	Boyd Grant	15	14	1814	1783	6	10	904	959	7th
1991-92	Stew Morrill	14	17	2004	2049	8	8	1049	1091	t-6th
1992-93	Stew Morrill	17	12	2170	2074	9	9	1282	1279	5th
1993-94	Stew Morrill	15	13	2153	2007	8	10	1314	1312	t-5th
1994-95	Stew Morrill	17	14	2321	2305	7	11	1305	1359	t-7th
1995-96	Stew Morrill	18	12	2355	2224	11	7	1377	1362	4th
1996-97	Stew Morrill	20	9	2180	2021	10	6	1169	1188	7th
1997-98	Stew Morrill	20	9	2011	1790	8	6	893	886	t-7th
1998-99	Ritchie McKay	19	11	2168	1991	7	7	1045	1010	t-8th
1999-00	Ritchie McKay	18	12	2105	1924	8	6	963	924	t-4th
2000-01	Dale Layer	15	13	1932	1774	6	8	896	875	t-5th
2001-02	Dale Layer	12	18	2064	2047	3	11	930	1015	t-7th
2002-03	Dale Layer	19	14	2450	2363	5	9	962	1011	6th
2003-04	Dale Layer	13	16	2036	2086	4	10	933	1026	t-7th
2004-05	Dale Layer	11	17	1966	1943	3	11	911	1002	t-7th
2005-06	Dale Layer	16	15	2294	2219	4	12	1167	1224	8th
2006-07	Dale Layer	17	13	2178	2130	6	10	1156	2130	t-6th
2007-08	Tim Miles	7	25	2051	2318	0	16	976	1206	9th
2008-09	Tim Miles	9	22	2142	2300	4	12	1149	1308	8th
2009-10	Tim Miles	16	16	2120	2134	7	9	1020	1098	t-5th
2010-11	Tim Miles	19	13	2279	2166	9	7	1089	1074	4th
2011-12	Tim Miles	20	12	2243	2177	8	6	943	942	4th
2012-13	Larry Eustachy	26	9	2553	2229	11	5	1157	1046	2nd
2013-14	Larry Eustachy	16	16	2347	2230	7	11	1237	1243	t-8th
2014-15	Larry Eustachy	27	7	2454	2181	13	5	1311	1159	3rd
2015-16	Larry Eustachy	18	16	2700	2626	8	10	1389	1414	t-6th
2016-17	Larry Eustachy	24	12	2611	2447	13	5	1320	1234	2nd
2017-18	Larry Eustachy	10	14	1730	1855	3	8	813	875	10th
	Steve Barnes	0	2	140	154	0	2	140	154	10th
	Jase Herl	1	5	444	528	1	4	379	452	10th
2018-19	Niko Medved	12	20	2393	2406	7	11	1359	1336	t-8th
2019-20	Niko Medved	20	12	2417	2307	11	7	1362	1308	t-5th
	Totals	1283	1284	158221	156360	548	755	77298	81440	

Conference Affiliations

Rocky Mountain Faculty Athletic Conference (RMAC): 1909-1937

Mountain States Conference/Skyline Conference: 1938-1946 / 1947-1962

Western Athletic Conference (WAC): 1968-1999

Mountain West Conference (MW): 1999-Present

CUMULATIVE COACHING RECORDS

Name	Years	Games	Won	Lost	Pct.
No Coach	4	8	5	3	.714
Claude Rothgeb (1905-08, 1909-10)	4	20	10	10	.500
George Cassidy (1911)	1	9	5	4	.556
Harry Hughes (1912-25)	14	139	60	79	.432
P.E. Lavik (1926-29)	3	37	11	26	.297
Joe Ryan (1929-34)	6	74	30	44	.405
Saaly Salwachter (1935)	1	12	6	6	.500
Sam Campbell (1936-37)	2	25	10	15	.400
John Davis (1938-43, 45)	7	122	42	80	.344
E.D. Taylor (1946-49)	4	101	38	63	.376
H.B. Lee (1950)	1	30	7	23	.233
Bill Strannigan (1951-54)	4	116	60	56	.517
Jim Williams (1955-80)	26	645	352	293	.546
Tony McAndrews (1981-87)	7	200	80	120	.400
Boyd Grant (1988-91)	4	127	81	46	.638
Stew Morrill (1992-98)	7	207	121	86	.585
Ritchie McKay (1999-2000)	2	60	37	23	.617
Dale Layer (2001-07)	7	209	103	106	.493
Tim Miles (2007-2012)	5	159	71	88	.447
Larry Eustachy (2012-18)	6	195	121	74	.621
Steve Barnes (2018)	1	2	0	2	.000
Jase Herl (2018)	1	6	1	5	.167
Niko Medved (2018-20)	2	64	32	32	.500
Totals	117	2567	1283	1284	.500

OVERALL WINNING STREAKS

Wins	Season(s)	Coach
14	2014-15	Larry Eustachy
11	1988-89	Boyd Grant
10	1997-98	Stew Morrill
8	2011-12	Tim Miles
8	2010-11	Tim Miles
8	1999-2000	Ritchie McKay
8	1962-63	Jim Williams
8	1945-46	E.D. Taylor
8	1953-54	Bill Strannigan
8	1968-69	Jim Williams
7	2016-17	Larry Eustachy
7	2012-13	Larry Eustachy
7	1977-78	Jim Williams
7	1960-61	Jim Williams
6	2012-13	Larry Eustachy
6	2012-13	Larry Eustachy
6	1984-85	Tony McAndrews
6	1989-90	Boyd Grant
6	1994-95	Stew Morrill

ROAD/NEUTRAL WIN STREAKS

Wins	Season(s)	Coach
6	2014-15	Larry Eustachy
6	1988-89	Boyd Grant
6	1963-64	Jim Williams
6	1945-46	E.D. Taylor
5	2016-17	Larry Eustachy
5	2010-11	Tim Miles
4	2014-15	Larry Eustachy
4	2010-11	Tim Miles
4	1990-91	Boyd Grant
4	1968-69	Jim Williams
4	1962-63	Jim Williams
4	1961-62	Jim Williams
4	1953-54	Bill Strannigan

SEASON VICTORIES

Wins	Season	Rec. (Postseason)
27	2014-15	27-7 (NIT)
26	2012-13	26-9 (NCAA)
24	2016-17	24-12 (NIT)
23	1988-89	23-10 (NCAA)
22	1953-54	22-7 (NCAA)
22	1987-88	22-13 (NIT)
21	1989-90	21-9 (NCAA)
20	2019-20	20-12 (CBI Invite/CoVID-19)
20	2011-12	20-12 (NCAA)
20	1996-97	20-9
20	1997-98	20-8
19	2010-11	19-13 (NIT)
19	2002-03	19-14 (NCAA)
18	2015-16	18-16 (Declined)
18	1999-00	18-12
18	1995-96	18-12 (NIT)
18	1962-63	18-5 (NCAA)
18	1977-78	18-9
18	1961-62	18-9 (NIT)
18	1984-85	18-12

SEASON WINNING PERCENTAGE

Pct.	Season	Record
.794	2014-15	27-7
.782	1962-63	18-5
.759	1953-54	22-7
.743	2012-13	26-7
.708	1968-69	17-7
.700	1989-90	21-9
.696	1988-89	23-10
.689	1996-97	20-9
.689	1997-98	20-9
.667	2016-17	24-12
.667	1961-62	18-9
.667	1977-78	18-9
.667	1964-65	16-8
.653	1960-61	17-9

Victories (1283)

No.	Date	Score	Opponent	Place
1	Jan. 25, 1902	64-15	Northern Colorado	Fort Collins, Colo.
50	Feb. 10, 1917	42-23	Wyoming	Fort Collins, Colo.
100	Feb. 22, 1930	28-25	Denver	Fort Collins, Colo.
150	Jan. 19, 1940	40-32	BYU	Fort Collins, Colo.
200	Dec. 13, 1947	74-31	Fort Warren	Cheyenne, Wyo.
250	Feb. 27, 1952	79-62	Denver	Denver, Colo.
300	Dec. 31, 1955	63-58	Idaho	Moscow, Idaho
350	Feb. 27, 1960	64-63	Wyoming	Laramie, Wyo.
400	Feb. 9, 1963	79-57	Denver	Fort Collins, Colo.
450	March 5, 1966	79-72	Air Force	Colorado Springs, Colo.
500	Feb. 5, 1970	94-71	BYU	Fort Collins, Colo.
550	Dec. 11, 1973	62-46	Air Force	Fort Collins, Colo.
600	Dec. 10, 1977	72-55	Air Force	Fort Collins, Colo.
650	Dec. 18, 1982	67-49	Idaho State	Pocatello, Idaho
700	Jan. 30, 1986	75-72	San Diego State	Fort Collins, Colo.
750	Feb. 2, 1989	67-47	San Diego State	Fort Collins, Colo.
800	Dec. 4, 1991	72-63	Metro State	Fort Collins, Colo.
850	Dec. 22, 1994	86-64	Arkansas State	Jonesboro, Ark.
900	Nov. 20, 1997	108-47	Northern Colorado	Fort Collins, Colo.
950	Feb. 3, 2000	71-52	Air Force	Fort Collins, Colo.
1000	March 14, 2003	86-80 (ot)	BYU	Las Vegas, Nev.
1050	Dec. 29, 2006	61-56	Alabama State	Chattanooga, Tenn.
1100	Dec. 30, 2010	94-50	Dominican	San Francisco, Calif.
1150	Feb. 16, 2013	89-86	Air Force	Colorado Springs, Colo.
1200	Nov. 19, 2015	83-75	Loyola Marymount	Fort Collins, Colo.
1250	Jan. 13, 2018	78-73	Wyoming	Laramie, Wyo.

Losses (1284)

No.	Date	Score	Opponent	Place
1	Feb. 13, 1903	20-27	Northern Colorado	Greeley, Colo.
50	Jan. 24, 1919	8-32	Wyoming	Laramie, Wyo.
100	Jan. 30, 1926	21-47	Denver	Fort Collins, Colo.
150	Feb. 1, 1932	20-21	Colorado	Fort Collins, Colo.
200	Dec. 20, 1938	28-45	Wichita State	Wichita, Kan.
250	Jan. 23, 1943	23-49	Wyoming	Laramie, Wyo.
300	Jan. 5, 1948	53-59	Denver	Denver, Colo.
350	Feb. 24, 1950	38-52	Utah	Salt Lake City, Utah
400	Feb. 14, 1953	66-68	Montana	Missoula, Mont.
450	March 1, 1957	64-74	Utah	Fort Collins, Colo.
500	Feb. 17, 1962	70-77	Utah State	Fort Collins, Colo.
550	Jan. 3, 1968	70-90	UTEP	Fort Collins, Colo.
600	Feb. 1, 1973	50-77	Arizona State	Tempe, Ariz.
650	Dec. 21, 1976	51-64	Fresno State	Fresno, Calif.
700	Feb. 21, 1980	86-111	BYU (#14)	Fort Collins, Colo.
750	Dec. 30, 1982	57-60	Northern Arizona	Billings, Mont.
800	Jan. 24, 1986	51-64	New Mexico	Albuquerque, N.M.
850	Jan. 29, 1990	37-44	Utah	Salt Lake City, Utah
900	Jan. 3, 1994	73-79	Fresno State	Fort Collins, Colo.
950	Feb. 14, 1998	48-60	Utah	Fort Collins, Colo.
1000	Jan. 28, 2002	64-70	New Mexico	Fort Collins, Colo.
1050	Feb. 7, 2005	47-59	Air Force	Fort Collins, Colo.
1100	Feb. 9, 2008	51-68	UNLV	Las Vegas, Nev.
1150	Jan. 1, 2011	75-77	Hampton	San Francisco, Calif.
1200	Feb. 4, 2015	48-59	Wyoming	Laramie, Wyo.
1250	Feb. 25, 2018	83-92	Nevada (#20/22)	Reno, Nev.

First game in Glenn Morris Field House: Jan. 8, 1924 vs. Northern Colorado, L, 16-21

First win in Glenn Morris Field House: Feb. 8, 1924 vs. Wyoming, W, 29-16

First game/win in CSU Auditorium/Moby Arena: Jan. 24, 1966 vs. New Mexico State, W, 109-70

ALL-AMERICAN

2017.....Gian Clavell (AP Honorable Mention)
 2013.....Colton Iverson (AP Honorable Mention)
 1965.....Lonnie Wright (AP Honorable Mention)
 1963.....Bill Green (Consensus Second Team, AP Third Team,
 USBWA First Team, NABC First Team,
 UPI Third Team, NEA First Team)

CONFERENCE PLAYER OF THE YEAR

2017 (MW).....Gian Clavell
 1990 (WAC).....Mike Mitchell

CONFERENCE INDIVIDUAL AWARDS

2020 (MW).....Isaiah Stevens (Freshman of the Year)
 2015 (MW).....John Gillon (Sixth Man of the Year)
 2013 (MW).....Daniel Bejarano (Sixth Man of the Year)
Colton Iverson (Newcomer of the Year)
 2011 (MW).....Pierce Hornung (Sixth Man of the Year)
 2008 (MW).....Marcus Walker (Newcomer of the Year)
 2005 (MW).....Jason Smith (Freshman of the Year)
 1989 (WAC).....Joel Tribelhorn (Newcomer of the Year)

CONFERENCE ALL-DEFENSIVE TEAM

2019 (MW).....Nico Carvacho, 6-11, C
J.D. Paige, 6-3, G
 2017 (MW).....Gian Clavell, 6-4, G
Emmanuel Omogbo, 6-8, F
 2013 (MW).....Pierce Hornung, 6-5, F
 2012 (MW).....Pierce Hornung, 6-5, F
 1996 (WAC).....Delmonte Madison, 6-5, G/F
 1994 (WAC).....Bobby Sellers

CONFERENCE SCHOLAR-ATHLETE OF THE YEAR

1986.....Rich Strong

CONFERENCE ALL-TOURNAMENT TEAM

2017 (MW).....Gian Clavell, 6-4, G
Prentiss Nixon, 6-1, G
 2003 (MW).....Matt Nelson, 7-0, C (MVP)
Brian Greene, 6-8, F
 1996 (WAC).....David Evans, 6-1, G
 1995 (WAC).....Delmonte Madison, 6-5, G/F
Joe Vogel, 6-10, C
 1989 (WAC).....Pat Durham, 6-8, F
 1988 (WAC).....Pat Durham, 6-8, F

POSTSEASON ALL-STAR GAMES

2003.....Matt Nelson, Pan-Am Trials
 1976.....Barry Sabas, Pizza Hut Classic; Aloha Classic
 1966.....Lonnie Wright, East-West Game
 1964.....Lonnie Wright, Olympic Trials
 1963.....Bill Green, East-West Hall of Fame Game
 1960.....Larry Hoffer, East-West Shrine Game
Chuck Newcomb, (MVP, 26 points), East-West Shrine Game
 1958.....Stan Albert, East-West Shrine Game

FIRST-TEAM ALL-WAC/ALL-MWC

2020 (MW).....Nico Carvacho, 6-11, C
 2019 (MW).....Nico Carvacho, 6-11, C
 2017 (MW).....Gian Clavell, 6-4, G
 2017 (MW).....Emmanuel Omogbo, 6-8, F
 2015 (MW).....J.J. Avila, 6-8, F
 2013 (MW).....Colton Iverson, 7-0, C
 2012 (MW).....Wes Eikmeier, 6-3, G
 2011 (MW).....Andy Ogide, 6-9, F
 2007 (MW).....Jason Smith, 7-0, F
 2006 (MW).....Jason Smith, 7-0, F
 1999 (WAC).....Milt Palacio, 6-3, G
 1996 (WAC).....David Evans, 6-1, G
 1994 (WAC).....Ryan Yoder, 5-10, G
 1993 (WAC).....Keith Bonds, 6-2, G

1990 (WAC).....Mike Mitchell, 6-8, F
 1989 (WAC).....Pat Durham, 6-8, F
 1988 (WAC).....Pat Durham, 6-8, F
 1986 (WAC).....Rich Strong, 6-9, C
 1979 (WAC).....Eddie Hughes, 5-10, G
 1977 (WAC).....Alan Cunningham, 6-8, F
 1973 (WAC).....Gary Rhoades, 6-3, G
 1972 (WAC).....George Price, 6-2, G

SECOND-TEAM ALL-WAC/ALL-MWC

2016 (MW).....Antwan Scott, 6-5, G
 2015 (MW).....Daniel Bejarano, 6-5, G
 2014 (MW).....Daniel Bejarano, 6-5, G
 2013 (MW).....Dorian Green, 6-2, G
 2010 (MW).....Andy Ogide, 6-9, F
 2008 (MW).....Marcus Walker, 6-0, G
 2005 (MW).....Matt Nelson, 7-0, C
 2002 (MW).....Brian Greene, 6-8, F
 2000 (MW).....Ceedric Goodwyn, 6-7, F
 1998 (WAC).....Jameel Mahmud, 5-11, G
 1997 (WAC).....Bryan Christiansen, 6-6, G/F
 1989 (WAC).....Joel Tribelhorn, 6-0, G
 1985 (WAC).....Mike Gray, 6-9, C
Rich Strong, 6-9, F
 1984 (WAC).....Rich Strong, 6-9, F
 1983 (WAC).....Mark Steele, 6-9, F
 1980 (WAC).....Eddie Hughes, 5-10, G
 1978 (WAC).....Alan Cunningham, 6-8, F
Barry Young, 6-5, F
 1976 (WAC).....Lorenzo Cash, 6-5, F
 1975 (WAC).....Tim Hall, 6-8, F
Barry Sabas, 6-3, G
 1974 (WAC).....Tim Hall, 6-8, F
 1972 (WAC).....Gary Rhoades, 6-3, G
 1971 (WAC).....Mike Childress, 6-9, C
Rick Fisher, 6-5, F
 1970 (WAC).....Cliff Shegogg, 6-5, F

THIRD-TEAM ALL-MW

2020.....Isaiah Stevens, 6-3, G (coaches)
 2014.....J.J. Avila, 6-8, F
 2013.....Pierce Hornung, 6-5, F
 2012.....Dorian Green, 6-2, G
 2012.....Pierce Hornung, 6-5, F
 2009.....Marcus Walker, 6-0, G
 2004.....Matt Nelson, 7-0, C
 2003.....Matt Nelson, 7-0, C

HONORABLE MENTION ALL-WAC/ALL-MWC

2020 (MW).....Isaiah Stevens, 6-3, G (media)
David Roddy, 6-5, G/F (media)
 2019 (MW).....J.D. Paige, 6-3, G (coaches)
 2018 (MW).....Nico Carvacho, 6-11, F/C (coaches & media)
 2017 (MW).....Prentiss Nixon, 6-1, G (media)
 2015 (MW).....Stanton Kidd, 6-8, F
 2013 (MW).....Wes Eikmeier, 6-3, G
 2011 (MW).....Travis Franklin, 6-7, F
 2006 (MW).....Michael Harrison, 6-9, F
 2005 (MW).....Jason Smith, 7-0, F
Matt Williams, 6-6, F
 2003 (MW).....Brian Greene, 6-8, F
Andy Birley, 6-3, G
 2002 (MW).....Andy Birley, 6-3, G
 1999 (WAC).....Andre McKanstry, 6-0, G
 1995 (WAC).....David Evans, 6-1, G
 1994 (WAC).....Damon Crawford, 6-5, F
Jeff Shelley, 6-5, F
 1993 (WAC).....Ryan Yoder, 5-10, G
 1992 (WAC).....Aaron Atkinson, 6-7, F
Keith Bonds, 6-1, G
 1990 (WAC).....Andy Anderson, 6-7, F

1988 (WAC).....	David Turcotte, 6-3, G
1987 (WAC).....	David Turcotte, 6-3, G
1985 (WAC).....	Todd Benn, 6-0, G
1984 (WAC).....	Todd Benn, 6-0, G
.....	Mike Gray, 6-9, C
.....	Scott Mann, 6-7, F
1983 (WAC).....	Ray Lego, 6-3, G
.....	Tim Murphy, 6-6, F
1982 (WAC).....	Eddie Hughes, 5-10, G
.....	Mark Steele, 6-9, F
.....	Tim Murphy, 6-6, F
.....	Ray Lego, 6-3, G

ALL-NEWCOMER TEAM

1995 (WAC).....	David Evans
-----------------	-------------

ACADEMIC ALL-CONFERENCE

2020 (MW).....	David Roddy, Isaiah Stevens, Adam Thistlewood, Dischon Thomas, JohnTonje
2019 (MW).....	Adam Thistlewood
2018 (MW).....	Logan Ryan
2017 (MW).....	Braeden Koelliker
2016 (MW).....	Joe De Ciman
2015 (MW).....	Joe De Ciman
2014 (MW).....	Joe De Ciman
2013 (MW).....	Joe De Ciman, Dorian Green, Pierce Hornung
2012 (MW).....	Jesse Carr, Dorian Green, Pierce Hornung
2011 (MW).....	Jesse Carr, Dorian Green, Pierce Hornung, Andy Ogide
2010 (MW).....	Travis Busch, Arin Dunn, Dorian Green, Pierce Hornung
2009 (MW).....	Jesse Carr, Arin Dunn
2008 (MW).....	David Cohen, Josh McGinley, Jared VanTassel
2006 (MW).....	Stuart Creason, Andrew Patterson
2005 (MW).....	Stuart Creason
2004 (MW).....	Phillip Thomasson
2003 (MW).....	Brian Greene, Andy Briley
2002 (MW).....	Brian Greene
2001 (MW).....	David Fisher, Brian Greene
2000 (MW).....	David Fisher, Brian Greene
1994 (WAC).....	Ryan Yoder
1993 (WAC).....	Doug Larson
1992 (WAC).....	Ryan Yoder
1989 (WAC).....	Trent Shippen

PLAYER OF THE WEEK

Feb. 3, 2020 (MW).....	Isaiah Stevens
Jan. 14, 2019 (MW).....	Nico Carvacho
Nov. 19, 2018 (MW).....	J.D. Paige
Jan. 30, 2017 (MW).....	Gian Clavell
Nov. 28, 2016 (MW).....	Emmanuel Omogbo
March 9, 2015 (MW).....	J.J. Avila
Jan. 26, 2015 (MW).....	J.J. Avila
Nov. 24, 2014 (MW).....	Daniel Bejarano
Dec. 30, 2013 (MW).....	Daniel Bejarano
March 11, 2012 (MW).....	Colton Iverson
Feb. 4, 2013 (MW).....	Pierce Hornung
Jan. 21, 2013 (MW).....	Dorian Green
Dec. 24, 2012 (MW).....	Pierce Hornung
Nov. 26, 2012 (MW).....	Colton Iverson
Nov. 12, 2012 (MW).....	Colton Iverson
Jan. 31, 2010 (MW).....	Andy Ogide (Co)
Dec. 27, 2010 (MW).....	Travis Franklin
Jan. 11, 2010 (MW).....	Andy Ogide (Co)
Nov. 19, 2007 (MW).....	Stuart Creason (Co)
Feb. 26, 2007 (MW).....	Jason Smith (Co)
Jan. 8, 2007 (MW).....	Jason Smith (Co)
Dec. 4, 2006 (MW).....	Jason Smith (Co)
Feb. 27, 2006 (MW).....	Michael Harrison (Co)
Dec. 26, 2005 (MW).....	Michael Harrison (Co)
Nov. 28, 2005 (MW).....	Jason Smith


Jan. 3, 2005 (MW).....	Matt Nelson
Jan. 20, 2003 (MW).....	Brian Greene
Dec. 23, 2002 (MW).....	Ronnie Clark
Nov. 25, 2002 (MW).....	Brian Greene
Jan. 28, 2002 (MW).....	Brian Greene
Feb. 28, 2000 (MW).....	Ceedric Goodwin
Jan. 17, 2000 (MW).....	Ceedric Goodwin
Dec. 15, 1998 (WAC Mountain).....	Ryan Chilton
Dec. 8, 1998 (WAC Mountain).....	Matt Barnett
Feb. 12, 1996 (WAC).....	Bobby Sellers
Jan. 24, 1994 (WAC).....	Damon Crawford
Dec. 13, 1993 (WAC).....	Jeff Shelley
Feb. 17, 1992 (WAC).....	Ryan Yoder
Dec. 3, 1990 (WAC).....	Lynn Tryon
Feb. 12, 1990 (WAC).....	Mike Mitchell
Dec. 4, 1989 (WAC).....	Mike Mitchell
March 6, 1989 (WAC).....	Pat Durham
Feb. 27, 1989 (WAC).....	Joel Tribelhorn
Dec. 19, 1988 (WAC).....	Pat Durham
March 7, 1988 (WAC).....	Pat Durham
Dec. 15, 1986 (WAC).....	Pat Durham
Feb. 25, 1985 (WAC).....	Todd Benn (Co)
Feb. 7, 1983 (WAC).....	Tim Murphy

Bill Green Honoring

The only men's basketball jersey that has been raised to the rafters in Moby Arena, Bill Green, the school's first basketball All-American, concluded his playing career in 1963 and was a first-round draft choice by the Boston Celtics.

During his CSU career, Green led CSU in scoring and rebounding all three varsity seasons (players then were ineligible to play varsity as a freshman). Despite only playing three years, he accumulated 1,682 points, which still ranks second all-time at CSU, while his 22.1 points per game are the top mark in history. He also ranks seventh in career rebounds with 726, with the 9.6 boards per game ranking fourth. He still holds the school's top two single-game scoring marks with 48 points against Denver and 44 points against Regis, just six days apart on Feb. 9 and 15, respectively. To culminate his collegiate career, he was selected to play in the East-West Hall of Fame Game.

Green, who despised air travel, passed on a pro career to chase his educational dreams. He earned a master's degree, then a doctorate and was a decorated teacher and administrator. Until his death in 1994, Green was regarded as one of the nation's foremost educators in his position at a middle school in The Bronx, N.Y.





Colton Iverson

In the history of Colorado State basketball, 26 players had the opportunity to continue their basketball careers in the NBA, and many more, including Brian Greene have found professional success overseas.

Jason Smith became the second first-round pick in Rams program history, in 2007. Smith was chosen with the 20th overall selection by the Miami Heat. Moments after the selection, the Heat traded the rights to Smith to the Philadelphia 76ers. When he retired, he was the longest current active NBA player from the Mountain West with his 12 years of service.

Dale Schlueter also had a better than 10-year career in the NBA, playing with six different franchises in his career. Originally drafted by the then-San Francisco Warriors (now Golden State), one of his highlights was being on the inaugural Portland Trail Blazers squad in 1970-71.




Jason Smith

Bill Green was selected No. 8 overall by the defending NBA champion Boston Celtics, becoming the school's initial first-round selection, and the highest player selected to date.


The Boston Celtics also landed the rights to Rams' big man Colton Iverson in a draft-night trade. Iverson was selected 53rd overall in the second round of the 2013 NBA Draft by the Indiana Pacers before being acquired by the Celtics via trade later that night.




Milt Palacio



Lonnie Wright



Dale Schlueter




Pat Durham



Brian Greene



Gian Clavell



Bill Green

RAMS IN THE ABA/NBA

Year	Name	Round	Pick	Draft Team	Played For (Alphabetically Listed)
1951	Glen Anderson	5	45	Syracuse Nationals	-
1951	Bill Gossett	2	12	Tri-Cities Blackhawks	-
1951	John O'Boyle	-	-	-	Milwaukee Hawks
1963	Bill Green	1	8	Boston Celtics	-
1966	Lonnie Wright	6	54	St. Louis Hawks	Denver Rockets, The Floridians
1967	Bob Rule	2	19	Seattle SuperSonics	Cleveland Cavaliers, Milwaukee Bucks, Philadelphia 76ers, Seattle SuperSonics
1967	Dale Schlueter	6	63	San Francisco Warriors	Atlanta Hawks, Buffalo Braves, San Francisco Warriors, Philadelphia 76ers, Phoenix Suns, Portland Trail Blazers
1967	Sonny Bustion	7	75	San Francisco Warriors	-
1969	Floyd Kerr	3	30	Phoenix Suns	-
1969	Lloyd Kerr	3	39	Phoenix Suns	-
1969	Mike Davis	12	162	Cincinnati Royals	-
1970	Cliff Shegogg	7	111	Buffalo Braves	-
1971	Rick Fisher	2	27	Portland Trail Blazers	Utah Stars, The Floridians
1971	Mike Childress	6	86	Cleveland Cavaliers	-
1973	Gary Rhoades	5	75	Houston Rockets	-
1978	Larry Paige	7	147	Los Angeles Lakers	-
1978	Alan Cunningham	8	169	Philadelphia 76ers	-
1980	Barry Young	9	185	New Jersey Nets	-
1982	Eddie Hughes	7	140	San Diego Clippers	Denver Nuggets, Utah Jazz
1983	Mark Steele	6	138	Los Angeles Lakers	-
1989	Pat Durham	2	35	Dallas Mavericks	Golden State Warriors, Minnesota Timberwolves
1996	Joe Vogel	2	45	Seattle SuperSonics	-
1999	Milt Palacio	-	-	-	Boston Celtics, Cleveland Cavaliers, Phoenix Suns, Toronto Raptors, Utah Jazz, Vancouver Grizzlies
2005	Brian Greene	-	-	-	Denver Nuggets
2005	Matt Nelson	-	-	-	Charlotte Bobcats
2007	Jason Smith	1	20	Miami Heat	Milwaukee Bucks, New Orleans Hornets, New Orleans Pelicans, New York Knicks, Orlando Magic, Philadelphia 76ers, Washington Wizards
2013	Colton Iverson	2	53	Indiana Pacers	-
2017	Gian Clavell	-	-	-	Dallas Mavericks
2019	Stanton Kidd	-	-	-	Utah Jazz

RECENT OTHER RAMS IN PROFESSIONAL BASKETBALL

Name	Grad Year	Team	Country	League
J.J. Avila	2015	Agua Caliente Clippers of Ontario	U.S.	NBA G League
Daniel Bejarano	2015	Fuerza Regia Monterrey	Mexico	Mexican LNBP
Che Bob	2018	E.Netanya	Israel	Israeli National League
Nico Carvacho	2020	Rilski Sportist Samokov	Bulgaria	Bulgarian NBL
Gian Clavell	2017	Avtodor	Russia	Russia VTB
John Gillon	2017	Darussafaka Tekfen Istanbul	Turkey	Turkey BSL
Colton Iverson	2013	New Zealand Breakers	New Zealand	Australian NBL
Stanton Kidd	2015	OGM OrmanGenclik Ankara	Turkey	Turkey BSL
Jon Octeus	2015	Shiga LakeStars	Japan	Japan B1 League
Andy Ogide	2011	Allianz Paziienza Cestistica San Severo	Italy	Italian Serie A2
Emmanuel Omogbo	2017	Levitec Huesca	Spain	Spanish LEB Gold
J.D. Paige	2019	Parnu	Estonia	EstLatBL
Fred Richardson III	2016	Rahoveci	Kosovo	Kosovan Superliga
Gerson Santo	2014	Sao Paulo FC	Brazil	Brazilian Paulista
Antwan Scott	2016	ALM Evreux Basket	France	French ProB
Greg Smith	2013	Mineros De Zacatecas	Mexico	Mexican LNBP

A

Abbott, Donald W.....	1962
Adams, Melvin.....	1936
Aguilar, Ronnie.....	2008
Aicher, Edward.....	1906-07
Aicher, Lou.....	1907
Albert, Stanley G.....	1956-58
Alford, "Sparks".....	1913-14
Allen, Ben.....	1946, 49-50
Allen, Jim.....	1975-77
Allen, Milton W.....	1917
Allred, Douglas V.....	1961-64
Anderson, Andy.....	1989-90
Anderson, George.....	1923
Anderson, Glendon.....	1948-51
Anderson, Tobe.....	1956-58
Anderson, Waymon.....	1956
Andrews, Emmett.....	1938-39
Andrews, Phillip.....	1948-49
Annese, Mike.....	2009-10
Anzures, Fred.....	1974-77
Ash, Jeffrey.....	1966-69
Atencio, John.....	1969
Atkins, Jay W.....	1915
Atkinson, Aaron.....	1991-93
Aurand, H. A.....	1906
Avila, J.J.....	2014-15
Ayres, Gordon.....	1934

B

Ba, Mame Bocar.....	2009-10
Bacon, --.....	1923
Bailey, Barry.....	1985-88
Baker, Dennis A.....	1965
Baker, Herbert.....	1933-34
Baker, John.....	1923
Ball, Nick.....	2004-05
Ball, Paul.....	1971-73
Ball, W.E.....	1928-31
Ball, Walter.....	1923-25
Balmer, Young R.....	1903
Bannec, Sam.....	2019
Barnes, Randall T.....	1968-71
Barnett, Matt.....	1995-97
Barrows, George.....	1928-31
Barrows, Jack.....	1934
Barry, Frank C.....	1922
Barton, Richard.....	1921-24
Bartran, William D.....	1951, 54-55
Bauer, Alan J.....	1965
Baum, Brent.....	1972-73
Beck, Myrl.....	1919
Beckley, James.....	1949
Beckman, Steven C.....	1964
Bejarano, Daniel.....	2013-15
Bell, Virgil.....	1939
Bell, Will.....	2011-12
Benedict, Walter, J.....	1964
Benn, Todd.....	1982-85
Benson, Scott.....	1997
Bergman, Walter F.....	1951-54
Berwick, Robbie.....	2018-19
Betz, Robert W.....	1951-54
Bever, Gary.....	1965
Bevka, John.....	1943, 46-48
Bice, Eugene.....	1907-08
Binder, Richard.....	1940-43
Binkley, A.M.....	1921-22
Birley, Andy.....	2000-03

Blackmon, Clarence.....	1963
Blake, Pershing.....	1937-40
Bland, Michael.....	1979-82
Blanton, Horace (Sonny).....	1956-59
Blessman, Lyle.....	1957-58
Bloomfield, Jack.....	1905
Boatner, Dwight.....	2004
Bob, Che.....	2018
Bonds, Keith.....	1992-93
Booker, Britt.....	1997
Boom, Fred L.....	1955
Borfitz, Jack.....	1958-59
Bouldin, Ronald.....	1974-76
Bouton, Garrett.....	1938-39
Brandon, Alton.....	1976-78
Brannamon, Bo.....	1912
Bresnahan, Charles.....	1918-20
Briggs, Joe.....	1945
Brill, Joe.....	1911-12
Broadhurst, Kenneth.....	1958
Bromley, Kevin.....	1981-82
Brookshire, Robert.....	1954
Brown, L. Vern.....	1967-68, 70
Brown, Matt.....	2001-02
Brown, --.....	1917
Brown, Robert L.....	1961
Brown, Ryan.....	2006
Brown, Stephen J.....	1960
Bryant, Jack.....	1953-56
Buffington, Gary.....	1970
Bunger, Alfred.....	1923
Burke, Darian.....	2002-03
Burke, Joe.....	1907
Burman, Milton.....	1927
Busch, Travis.....	2010
Bustion, Sonny.....	1963-66
Butz, Homer.....	1945

C

Cable, James.....	1936-37
Calcaterra, Chad.....	2012
Caldwell, R.....	1923, 25-27
Campbell, Malcolm.....	1956
Campbell, Sam.....	1933-35
Carey, Rudy.....	1971-74
Carlson, Lawrence.....	1927
Carlson, Rodney E.....	1970
Carr, Jesse.....	2009, 2011-13
Carruthers, Morris G.....	1965
Carvacho, Nico.....	2017-19
Cash, L. Lorenzo.....	1975-76
Cates, Robert G.....	1954
Caton, Robert L.....	1968-71
Cavanaugh, Richard.....	1939-40
Caylor, Ronald N.....	1952-54
Chase, A. E.....	1908
Chavis, Darien.....	2003
Cheeley, Ned.....	1908
Childress, Michael L.....	1970-71
Childs, John.....	1916
Chilton, Ryan.....	1995-97
Christensen, Bert H.....	1955-58
Christiansen, Bryan.....	1996-97
Chung, Norman.....	1969
Clark, C.J.....	2006
Clark, Ronnie.....	2002-04
Clavell, Gian.....	2015-17
Clay, Roy.....	1939-40
Clayman, Flynn.....	2008-09

Codd, Timothy.....	1976
Cohen, David.....	2008
Cohn, David.....	2014
Collins, Harold.....	1923
Collins, James.....	1931
Conger, Kraig.....	1993-94
Converse, Charles.....	1910-11
Cook, Douglas.....	1972-76
Corser, Elbert.....	1939
Crawford, Damon.....	1991-94
Creason, Stuart.....	2005-08
Cribari, Stephen.....	1973-74
Crider, Robert J.....	1958
Cunningham, Alan.....	1977-78
Cunningham, --.....	1903

D

Dalbey, Rolland.....	1947-48
Damke, Kenyth.....	1932-35
Damman, Julian.....	1933
Danforth, Ben.....	1935
Daniels, Tiel.....	2015-16
Davis, Glen.....	1927-29
Davis, Michael D.....	1966-69
Davis, Ralph.....	1931
Davis, Theodore R.....	1956-58
Day, Albert.....	1928-31
Day, Milo.....	1910-12
De Ciman, Joe.....	2013-16
Deason, Robert.....	1938-39
DeLavallade, Mick.....	1982-85
Denham, David.....	1974
Denson, Tim.....	2007
Dent, Lewis.....	1941-43
Devine, Jack.....	1924
Dick, Horace.....	1913-15
Dickinson, --.....	1924
Dimmitt, --.....	1912-14
Divilbliss, Edward.....	1912-14
Dobler, Donald.....	1947-50
Doherty, Ben.....	1969
Doke, Horace.....	1913-15
Donnelly, William.....	1957-59
Doleshaw, Davis.....	1942-43
Dotson, Harry L. (Hap).....	1916-17, 20
Doyle, James.....	1937-38
Duchels, Fred A.....	1958-60
Dudley, John.....	1983-86
Dunn, Arin.....	2009-10
Durham, Pat.....	1986-89



Joe De Ciman

E

Eastlack, Leon C.....1939-42
 Edwards, Alonzo 1912
 Edwards, -- 1906
 Edwards, Hyron.....2019
 Edwards, Willard.....1970-71
 Eikmeier, Wes2011-13
 Ellis, Harry W. (Bill)1961-64
 Ellis, John 1980
 Ellis, Smith 1959
 Erhler, -- 1906
 Estey, Harold.....1940-41
 Ethridge, Brian N..... 1963
 Evans, David 1995-96

F

Farnsworth, -- 1905
 Ferguson, Irvine1940-43
 Fines, Richard H.....1964-67
 Firth, David.....1940
 Fisher, David 1999-2001
 Fisher, Richard B. 1971
 Fitsimmons, -- 1922
 Folsom, George.....1923-24
 Folsom, Joe..... 1949
 Ford, John1997-2000
 Forman, Allison1933-34
 Foster, Dennis R.....1962-65
 Fox, Carroll W.....1940-43
 Frank, John.....1930
 Franklin, Travis2009-11
 French, Jack1933, 36-37
 French, Jasper1936-39
 French, John S.....1941-42
 Friehauf, Eric.....1988-90
 Frye, Richard D..... 1976

G

Gardner, Willis2008-09
 Garfield, Merle 1946
 Garfield, Wilbur1943-47
 Gausman, Claude1936-37
 Gausman, Clyde1937-38
 Gausman, Glen1936-39
 Gettman, Alan R.....1965, 67-68
 Gilbert, Bill M.....1938-39
 Gillen, John A.....1957-60
 Gillling, Stephan.....2006-07
 Gillon, John2015-16
 Giacomo, David.....1972-74
 Gipson, Wayne 1991
 Gondrezick, George.....1979
 Good, -- 1906
 Goodrum, Anthony.....1986-88
 Goodwyn, Ceedric.....1999-2000
 Godd, Michael B.1966-67
 Gordon, Jack.....1937
 Gossett, Billie P..... 1948-49, 51
 Grady, Ron2000-01
 Graf, Todd 1986
 Grant, John (Boyd).....1955-57
 Gray, Mike1984-85
 Green, Darrel J. 1966
 Green, Dorian.....2010-13
 Green, William E.1960-63
 Greene, Brian.....2000-03
 Gregory, Leonard P.....1952-55
 Gregory,Richard1955-58
 Grier, Barry 1977

Griffith, Clarence 1903
 Gustafson, Carl1949-50

H


Haigler, Doyle.....1938-41
 Hall, Timothy L.1972-75
 Harris, Chris2006
 Harris, R'Cell2001
 Harris, Roy T.1936
 Harris, Shawn1999-2000
 Harrison, Michael.....2006
 Hartman, James1934-36
 Hartshorn, Duane1919-20
 Haynes, Jasper 1948
 Hellbeck, Oscar1915-17
 Hemphill, Lester1920-21
 Henize, Wilson1936-37
 Hendricks, William L.....1976
 Hensleigh, James L.....1969
 Hensley, Frank.....1946-49
 Herigstad, Oscar.....1921-23
 Herrick, Robert1908
 Hess, Martin H.....1966-68
 Hessel, Davis L.1955-56
 Hibbard, Gary.....1953-56
 Hightower, Charles.....1906-07
 Hillyard, Coyle.....1927
 Hincken, A. H.....1908
 Hinds, Ervin.....1921-23
 Hines, Jamie.....1989-90
 Hitchcock, Orville1929-32
 Hoch, Carl1917
 Hoffman, Johnie.....1907
 Hoffman, Wynn R.....1960-62, 64
 Hoffner, Larry K.....1957-60
 Holmes, Ray1981
 Holt, Marcus.....2014-15
 Honstein, Henry1930
 Hopman, Thomas J.....1966-68
 Hopper, Robert.....1940,42, 46-47
 Hornung, Pierce2010-13
 Howard, Dennis L.1966-68
 Hughes, Eddie.....1979-82
 Humphrey, Foster1915-18
 Hunsaker, Lyle.....1958, 60-61
 Hunt, Kim1969
 Hurst, Carlton2014-15
 Huse, Delon A.1963, 65-66
 Hutchinson, -- 1905
 Hyde, Kenneth1923-26

I

Irvin, Lance.....1988
 Irwin, Robert.....1937-38
 Iverson, Colton2012-13

J

Jackson, Bernard 1945
 Jackson, Kimani2016-17
 James, Deion2018
 Jankovich, Robert.....1949-50
 Janzen, George.....1948-51
 Jeep, Fred 1937
 Jenkins, Lorenzo2018
 Jensen, Wade1955-56
 Johannsen, Andy.....1984-85
 Johnson, -- 1927
 Johnson, A. G.1913-14
 Johnson, Bice1923, 25-27



Leon Eastlack

Johnson, Fred.....1925-27
 Johnson, G.1926
 Johnson, Lorenzo1995-97
 Johnson, Shelton2003-04
 Jones, -- 1903
 Jones, George E. V.....1948
 Jordan, Tracy1990-91
 Jung, Mark.....1979-80

K

Karlipak, Harry1948
 Kerr, Floyd.....1966-69
 Kerr, Lloyd.....1966-69
 Key, William R.1964-65
 Kidd, Stanton2015
 Kilby, Xavier2007
 Kimbrough, Nelson1916
 Kinard, Harold G.....1952-55
 King, Charles1949-50
 Kirkman, John D.....1967-68, 70
 Kittel, Robert1937
 Klemmedson, Linne.....1915-18
 Kne, Andrew1946
 Koelliker, Braden2017
 Kopsa, Brian E.....1976
 Kristoff, -- 1922
 Kreutzer, -- 1908
 Kuhn, Heiko1952

L

Lackey, Travis.....1969-72
 Lamb, Cecil P.....1913-15
 Lambert, Harry1932-35
 Lanbom, -- 1908
 Lance, Joe.....1952
 Larimer, Dick.....1931-34
 Larrew, Tery R.1973-76
 Larsen, Paco.....1986-87
 Larson, Doug.....1991-93
 Laster, Jon.....1993-95
 Lebsack, Michael.....2009
 Ledbetter, John1992
 Lee, Anthony1984, 86-87
 Lego, Raymond J.....1980-83
 Leminger, Mark.....1969
 Lewis, Cory2006-07
 Lewis, Kish1995
 Lind, Victor J.1948-51
 Littler, Ralph1912
 Lohrey, Brian.....2004-05
 Lovitt, Roy.....1931-32



Andre McFarland

M

Mabey, Scott.....	1987
Mackay, Norman H.....	1969-71
Macklin, Joe.....	2002
Madison, Delmonte.....	1995-96
Maeda, Chester.....	1941-42
Maguire, James.....	1936-38
Mahmud, Jameel.....	1996-97
Manahan, Pat.....	1977-78
Mangrin, --.....	1905
Mangum, --.....	1905
Manhart, --.....	1906
Mann, Cody.....	2012
Mann, David R.....	1961-63
Mann, Scott.....	1981-84
Mansell, Derrick.....	2000
Maroney, Tyson.....	1992-93
Martin, Kris.....	2019
Martin, Paul.....	1999-2000
Masinton-Bonner, Anthony.....	2017-19
Matson, Siguard.....	1938-40
Matthews, Terry C.....	1961-64
Mayer, Nick.....	1999
McBeth, Scott H.....	1971-74
McCluskey, H. B.....	1913-16
McCoy, Frederick D.....	1959
McCrary, Ron.....	1985-86
McEwen, Gene.....	1938-40
McFarland, Andre.....	2008-11
McFarland, R. Kay.....	1958-61
McGinley.....	2008
McGinness, Arthur.....	1906, 08, 10
McIntyre, James.....	1932-33, 35
McKanstry, Andre.....	1998-99
McMillan, Charles.....	1905-07
McReynolds, Francis.....	1945
Meeker, Charles T.....	1957-60
Meredith, Mark.....	1990-91
Meyers, John.....	1940-42, 46
Michael, Matt.....	1988-89
Michalis, Herbert.....	1946-47
Mitchell, Mike.....	1990
Mitchell, Raquan.....	2018
Minor, Timothy R.....	1960-62
Molyneaux, Dwayne.....	1990, 92-93
Montel, Gary K.....	1963-66
Montgomery, Aylmer.....	1923-25
Moore, Joe.....	1980

Moore, Kendle.....	2019
Moorehead, Myron.....	1918-20
Moren, Paul.....	1935
Morris, Micheal.....	2003-06
Morris, Sean.....	2005-06
Morrison, James.....	1915-16
Moyer, Joe.....	1973
Murphy, Harry L.....	1912-13
Murphy, Tim.....	1982-83
Myles, Curtis.....	1984-86

N

Neal, Lawrence.....	1977-78
Nebeker, Irwin L.....	1918-20
Nelson, James C.....	1913
Nelson, Kent P.....	1963-64, 67
Nelson, Matt.....	2002-05
Nelson, Milton.....	1937
Newcomb, Charles C.....	1957-60
Newton, --.....	1910-11
Nicholl, Gerald.....	1936
Nicholson, Max.....	1987
Nickell, Roger.....	1980
Nigon, Adam.....	2008-11
Nix, Tom.....	1947-48
Nixon, Prentiss.....	2016-18
Nordon, Mark.....	1972
Northrup, Hobart.....	1916
Novak, John.....	1945-47
Nowicki, Thomas J.....	1966-69
Nye, William.....	1919

O

O'Boyle, John W.....	1936
O'Brien, Robert.....	1936
O'Brien, William.....	1936
O'Connell, Thomas.....	1972-75
Octeus, Jon.....	2013-14
Ogide, Andy.....	2009-11
Olander, James M.....	1959-62
Olson, Harvey C.....	1940-42
Omdahl, Jack L.....	1959-62
Omogbo, Emmanuel.....	2017-18
Osborn, Llewellyn.....	1912
Ostrom, George P.....	1960-61
Oyler, George.....	1935-37



Andy Ogide

P


Pack, Thomas F.....	1964-66
Paige, J.D.....	2016-19
Paige, Larry.....	1977-78
Palacio, Milton.....	1997-99
Palmer, Aki.....	2000-01
Parker, Maurice.....	1939-42
Partridge, --.....	1905
Patik, Garrett.....	1999-2001
Patterson, Andrew.....	2005-06
Peden, William D.....	1968-70
Penley, --.....	1905
Perry, Harvey.....	2009-10
Peters, Joe.....	1936-39
Peterson, Fred H.....	1948-49
Phelps, Guy.....	1907
Phelps, Harvey.....	1907
Phillips, Danny H.....	1971-74
Pigford, Carl.....	1957
Pinkerton, --.....	1927
Pivic, Stanley.....	1951-54
Polk, Dwayne.....	1990
Pontliana, Como T.....	1972-75
Price, George T.....	1969-71
Prins, Ardell.....	1982-85
Probst, Leon.....	1911-12
Prohs, Jack.....	1935

R

Rakiecki, Jon.....	2002-05
Ranson, James E.....	1947-50
Ratekin, John.....	1919
Rea, Charles.....	1933
Reales, Antonio.....	1960
Reid, A.....	1906
Rerucha, Russell.....	1950-53
Rhoades, Gary E.....	1970-73
Rhodes, William.....	1940-41
Richards, Toby D.....	1958-59
Richardson III, Fred.....	2015-16
Ricketts, Stanley.....	1916
Riddle, Robert R.....	1973
Riegal, Albert.....	1949
Rittencutter, --.....	1916
Robinson, Freddy.....	2004, 06-07
Roper, Vaughn.....	1974
Rougas, Dean J.....	1972-75
Rue, --.....	1924
Rule, Bobby.....	1966-67
Rulon, James.....	1974
Ryan, Logan.....	2018-19

S

Sabas, Barry L.....	1975-76
Sabas, John R.....	1966-68
Sabas, Kaipo.....	2012
Sabino, Juan II.....	2018
Sajevic, Peter.....	1942-43, 46
Samsa, Louis.....	1939-41, 46
Sanborne, Neal.....	1918
Sanders, Gary.....	1953
Sanders, Jonathan.....	2001
Sandstead, Morris.....	1930-32
Santo, Gerson.....	2013-14
Sargent, Homer.....	1929-30, 32
Savioni, James G.....	1953-55
Schick, Gregory.....	1970-72
Schlerodt, E.....	1923-25
Schleuter, Dale W.....	1964-67
Scott, Antwan.....	2016
Scott, Harry.....	1916-17
Scotthorn, Donald L.....	1951-52
Sedivic, Mathus.....	1961-62
Selch, Ralph.....	1948-49
Sellers, Bobby.....	1993-96
Semin, Rick.....	1982-83
Sharp, Matt.....	1989
Shegogg, Clifford.....	1966-69
Shelley, Jeff.....	1993-94
Shippen, Trent.....	1988-89
Sholine, Edwin.....	1942-43
Sigafoos, David.....	1961-64
Simmons, Josh.....	2008
Simpson, William.....	1945
Sinnard, --.....	1906
Sivesind, John.....	1999-2001
Smith, Chris.....	1992-94
Smith, James.....	1997
Smith, Don.....	1940
Smith, Dwight.....	2011-12, 2014
Smith, Erik.....	1999
Smith, Greg.....	2010-13
Smith, Jason.....	2005-07
Smith, Max.....	1945
Smith, Owen.....	1945
Smith, Quantone.....	2002
Smith, Tyler.....	2007
Sneath, Robert.....	1949, 52-53
Soden, Thomas.....	1933-34
Soukup, Brian.....	1973
Speas, John.....	1942-43
Staver, Steve.....	1983
Steele, Mark.....	1982-83
Stephens, Paul.....	1929-32
Stevens, Derrick.....	2003-04
Stinnett, James.....	1939-40
Stockham, James M.....	1969
Strickland, Charles.....	1920-22
Strong, Richard.....	1983-86
Stuehm, Dennis.....	1951-54
Stuehm, George M.....	1954-56
Stuver, Deane S.....	1910-11
Surratt, Jordan.....	2007
Swan, --.....	1908
Sweitzer, Richard B.....	1951-53

**Cliff Shegogg****T**

Talley, Reggie.....	1979-80
Talley, Terry.....	1986-88
Tanck, Douglas J. M.....	1969
Tate, Richard D.....	1970-71
Taylor, Richard (Dickey).....	1911
Thistlewood, Adam.....	2019
Thomas, --.....	1923
Thomas, John.....	1927
Thomas, Robert L.....	1946-48
Thomasson, Phillip.....	2004-05
Tiley, Bill.....	1947
Tomlin, Oliver B.....	1903
Toyne, Llewellyn.....	1926-27
Tribelhorn, Joel.....	1989
Trumper, Roger K.....	1957-58
Tryon, Lynn.....	1989-92
Tubbs, Howard.....	1903
Tucker, Orman.....	1934
Turcotte, David.....	1985-88
Turner, James T.....	1958-61
Tway, Gary M.....	1957-58
Tyson, Lonzia "Zo".....	2019

V

Vance, Alvin.....	1942
Vanderhoff, Clark D.....	1952, 54-55
Vanderhoff, L.....	1922-25
Vandervieren, Dan.....	2009
VanTassel, Jared.....	2008
Vaughn, Howard.....	1918
Verwers, Stephen.....	2004-05
Vickers, Carlyle.....	1926-28
Vickers, Charles.....	1939-40
Victor, Spook (Raymond).....	1995-96
Vidakovich, Dick.....	1974
Vidakovich, Thomas E.....	1963-66
Vogel, Joe.....	1993-96
Vorhees, Roy.....	1936-38

W


Wagner, William.....	1934-37
Waite, --.....	1923
Walker, David.....	1977
Walker, Marcus.....	2008-09
Walker, Mike.....	1977
Walker, Robert.....	1930
Walker, Willie.....	1995
Wallace, Barry K.....	1959, 62-64
Warner, James H.....	1963-64
Watley, Rudy.....	1977-80
Watts, Oliver E.....	1958-61
Weems, Joseph A.....	1969-70
Weikel, John.....	1971-72
Welsh, Everett.....	1936-37
Wennem Monk, Maurice.....	1924
West, Raymond.....	1913-16
Westhoff, Robert.....	1949-50
Westoby, William.....	1964-65
Whalen, James E.....	1960
Wheinberg, --.....	1924
White, Chuckie (John).....	1991
White, Wilbur.....	1932-35
Williams, Bernie.....	1926-28
Williams, Mark.....	1973
Williams, Matt.....	2002-05
Williams, Raymond.....	1948-49, 51
Williams, Solomon.....	1980
Williams, Trevor.....	2012-13
Williamson, Kim.....	1979-80
Wilmore, Joe.....	1930-33
Wilson, Brent.....	1974-75
Wilson, Carren.....	1990
Wilson, David K.....	1956-59
Wilson, Roland.....	1927-29
Wiltz, Maurice.....	2011
Wood, Harold.....	1941-42
Woodard, Jesse.....	2008
Woodbury, --.....	1910
Wright, Benny.....	1978-80
Wright, Lawrence.....	1963-66

Y

Yoder, Ryan.....	1991-94
Yoder, Stanley A.....	1966-68
Young, Barry.....	1978-80

Z

Zimdahl, Robert.....	1938
----------------------	------

**Lynn Tryon**

MOBY ARENA FACTS & FIGURES

Dedication Game: Jan. 24, 1966
Result: CSU vs. New Mexico St. (W, 109-70)
Longest Moby Win Streak: 27, 2011-13
All-Time Moby Record: 568-238 (.705)

Home Win Streaks

Wins	Season(s)	Ended By
27	2011-12 - 2012-13	New Mexico
22	1960-62	Utah State
15	1954-55	Brigham Young
14	2001-02 - 2002-03	Wyoming
14	1989-90	Wyoming
13	2011-12 - 2012-13	Present
11	1977-78	New Mexico
10	2013-14 - 2014-15	Wyoming

Moby Win Streaks

Wins	Season(s)	Ended By
27	2011-12 - 2012-13	New Mexico
14	2001-02 - 2002-03	Wyoming
14	1989-90	Wyoming
13	2011-12 - 2012-13	Present
11	1977-78	New Mexico
10	5 Times	

Largest Moby Crowds

1.	11,642	1978	New Mexico; L 82-91
2.	11,324	1969	Wyoming; L 74-76
3.	10,758	1970	Wyoming; L 87-88
4.	10,409	1988	Arkansas St.; W 64-49
5.	10,321	1973	Wyoming; W 61-59
6.	10,230	1972	New Mexico; W 92-65
7.	10,187	1988	Wyoming; W 54-49
8.	10,186	1972	UTEP; W 63-62
9.	10,001	1990	Wyoming; L 67-71
10.	9,990	1990	BYU; W 59-57

Moby Wins

Rank	Year	W-L
1.	2013	16-1
2.	2017	15-6
	2015	15-2
	1988	15-2
4.	2013	14-6
	2012	14-1
	2003	14-4
	1999	14-2
	1997	14-3
	1993	14-2
10.	1990	13-1
	1984	13-5

Moby Win Percentage

Rank	Year	W-L	Pct.
1.	2013	16-1	.941
2.	2012	14-1	.933
3.	1990	13-1	.929
4.	1978	12-1	.923
5.	1992	10-1	.909
6.	1969	10-1	.909
7.	2015	15-2	.882
	1988	15-2	.882
9.	1999	14-2	.875
10.	1993	14-2	.875

MOBY ARENA

Year-By-Year Attendance

Year	G	Record	Atten.	Avg.
2019-20	16	12-4	56,518	3,532
2018-19	17	8-9	48,604	2,859
2017-18	16	8-8	53,455	3,341
2016-17	20	15-5	82,449	3,926
2015-16	17	12-5	65,505	3,853
2014-15	17	15-2	82,415	4,854
2013-14	20	14-6	83,717	4,186
2012-13	17	16-1	92,488	5,440
2011-12	15	14-1	62,889	4,193
2010-11	14	9-5	68,305	4,879
2009-10	15	11-4	50,878	3,392
2008-09	15	6-9	48,858	3,257
2007-08	13	3-10	43,588	3,353
2006-07	14	10-4	64,687	4,620
2005-06	15	9-6	64,548	4,303
2004-05	15	11-4	51,788	3,453
2003-04	12	8-4	58,521	4,877
2002-03	18	14-4	70,498	3,917
2001-02	14	7-7	45,610	3,258
2000-01	13	10-3	51,775	3,983
1999-00	13	10-3	63,437	4,880
1998-99	16	14-2	70,719	4,420
1997-98	15	12-3	85,461	5,697
1996-97	17	14-3	94,646	5,567
1995-96	16	11-5	107,270	6,704
1994-95	16	12-4	92,962	5,810
1993-94	15	12-3	100,150	6,677
1992-93	16	14-2	94,801	5,925
1991-92	16	10-6	110,548	6,909
1990-91	14	8-6	112,576	8,028
1989-90	14	13-1	119,056	8,509
1988-89	14	12-2	117,186	8,370
1987-88	17	15-2	106,225	6,249
1986-87	15	9-6	59,502	3,976
1985-86	14	9-5	66,059	4,719
1984-85	15	12-3	102,170	6,811
1983-84	18	13-5	78,068	4,333
1982-83	14	8-6	73,016	5,215
1981-82	13	6-7	74,793	5,947
1980-81	12	2-10	52,361	4,363
1979-80	15	8-7	70,812	4,721
1978-79	15	9-6	86,212	5,747
1977-78	13	12-1	62,677	4,821
1976-77	13	9-4	64,153	4,935
1975-76	14	9-5	60,734	4,672
1974-75	15	11-4	76,283	5,086
1973-74	13	9-4	92,850	7,142
1972-73	13	9-4	84,861	6,528
1971-72	15	12-3	99,882	6,659
1970-71	12	8-4	88,915	6,409
1969-70	12	10-2	75,813	6,318
1968-69	11	10-1	80,638	7,331
1967-68	13	8-5	64,464	4,959
1966-67	12	10-2	85,619	7,135
1965-66	7	6-1	56,185	8,028

Moby Arena Records

CSU Individual Records

Points

1.	38	Gary Rhoades	Arizona State	3/3/73
2.	37	George Price	BYU	2/20/71
3.	35	Antwan Scott	Utah State	1/16/16
35		Lonnie Wright	Utah State	2/25/66
5.	34	Mike Mitchell	UTEP	2/10/90
34		Sean Morris	Colorado	11/21/05
34		Cliff Shegogg	Pacific	12/6/68
34		Rich Strong	Wis.-Green Bay	11/25/85
34		Barry Young	DePauw	1/4/78

Field Goals Made

1.	18	George Price	BYU	2/20/71
2.	16	Alan Cunningham	Arizona	2/25/78
	16	Cliff Shegogg	Pacific	12/6/68
4.	15	Lonnie Wright	Utah State	2/25/66
5.	14	J.J. Avila	Lamar	12/28/13
	14	Barry Young	DePauw	1/4/78
	14	Barry Young	New Mexico	2/4/78
8.	13	David Evans	San Diego State	2/29/96
	13	Mike Mitchell	UTEP	2/10/90
	13	George Price	TCU	12/21/71
	13	George Price	Arizona	2/19/72
	13	Cliff Shegogg	New Mexico	1/10/70
	13	Marcus Walker	Oklahoma Panhandle	1/8/08
	13	Lonnie Wright	Arizona State	12/11/65

Field Goals Attempted

1.	33	George Price	BYU	2/20/71
2.	29	Paul Ball	Arizona State	2/18/72
	29	George Price	Arizona	2/19/72
	29	Cliff Shegogg	Pacific	12/6/68
5.	28	George Price	Utah	1/29/72
	28	Lonnie Wright	Utah State	2/25/66
7.	27	Mike Childress	Arizona	1/7/71
	27	Rick Fisher	Arizona State	1/9/71
9.	26	Alan Cunningham	Arizona	2/25/78
	26	Marcus Walker	New Mexico	2/28/09

Field-Goal Percentage (min. of 8 attempts)

1.	1.000 (9-9)	Mike Gray	Wyoming	2/22/85
	1.000 (9-9)	Larry Paige	UTEP	3/3/77
	1.000 (8-8)	Jim Allen	UC San Diego	12/17/76
	1.000 (8-8)	Matt Nelson	San Diego State	3/3/03
5.	.917 (11-12)	Bobby Sellers	Utah	2/10/96
6.	.900 (9-10)	Tom Nowicki	Loyola Chicago	1/6/68
7.	.889 (8-9)	Andy Birley	Gardner-Webb	12/7/02
	.889 (8-9)	Che Bob	Ark.-Fort Smith	12/6/16
	.889 (8-9)	Tiel Daniels	Abilene Christian	11/24/15
	.889 (8-9)	Ray Lego	SIU-Edwardsville	3/3/838-9
	.889 (8-9)	A. Masinton-Bonner	Colorado Christian	11/7/18
	.889 (8-9)	Matt Nelson	Denver	12/11/02
	.889 (8-9)	Dale Schlueter	Wyoming	2/11/67
	.889 (8-9)	John Sivesind	Utah	1/22/01
	.889 (8-9)	Matt Williams	San Diego State	1/24/04

Three-Pointers Made

1.	9	Sean Morris	Colorado	11/21/05
2.	8	Antwan Scott	Utah State	1/16/16
3.	7	Andy Birley	Gardner-Webb	12/7/02
	7	Bryan Christiansen	Hawaii	2/15/97
	7	Cory Lewis	Kansas State	12/2/06
	7	Kendle Moore	Air Force	2/29/20
	7	Adam Nigon	Wyoming	1/4/11
	7	John Sivesind	South Alabama	12/30/98
	7	Willie Walker	Simon Fraser	11/26/94
10.	6	20 times		

Three-Pointers Attempted

1.	16	Sean Morris	Colorado	11/21/05
2.	15	Gian Clavell	San Diego State	2/25/17
3.	14	Bryan Christiansen	Hawaii	2/15/97
4.	13	David Evans	New Mexico	2/16/95
	13	Mark Meredith	UTEP	2/9/91
	13	Adam Nigon	New Mexico	2/23/10
	13	John Sivesind	South Alabama	12/30/98
8.	12	Bryan Christiansen	UNLV	3/1/97
	12	Gian Clavell	Utah State	2/7/17
	12	David Evans	Fresno State	1/25/96
	12	Willie Walker	Simon Fraser	11/26/94

Three-Point Percentage (Min. 4 Made)

1.	1.000 (6-6)	Jameel Mahmud	Northern Colorado	11/20/97
2.	1.000 (5-5)	Isaiah Stevens	UNLV	2/1/20
	1.000 (5-5)	John Sivesind	Utah	1/22/01
	1.000 (5-5)	Bobby Sellers	Utah	2/10/96
6.	1.000 (4-4)	Kendle Moore	New Mexico	1/15/20
	1.000 (4-4)	Prentiss Nixon	USC Upstate	12/21/15
	1.000 (4-4)	Fred Richardson III	Nevada	1/14/15
	1.000 (4-4)	John Gillon	Boise State	12/31/14
	1.000 (4-4)	Daniel Bejarano	Mercer	11/23/14
	1.000 (4-4)	Joe De Ciman	Wyoming	2/22/14
	1.000 (4-4)	Andre McFarland	Minnesota	11/22/08
	1.000 (4-4)	Stephan Gilling	IUPUI	12/3/05
	1.000 (4-4)	Micheal Morris	Nebraska-Omaha	11/24/04
	1.000 (4-4)	Aki Palmer	Alabama-Huntsville	1/2/01
	1.000 (4-4)	Delmonte Madison	Boise State	12/3/94
	1.000 (4-4)	Mark Meredith	New Mexico	2/7/91
	1.000 (4-4)	Joel Tribelhorn	Utah	1/19/89

Free Throws Made

1.	18	Lonnie Wright	Wyoming	2/6/65
	18	Bill Green	Denver	2/9/63
3.	16	Gary Rhoades	TCU	12/21/71
	16	Gary Rhoades	Arizona State	3/3/73
5.	14	Aaron Atkinson	Utah	2/15/92
	14	Matt Nelson	San Diego State	3/3/03
	14	Rich Strong	Wisconsin-Green Bay	11/25/85
8.	13	Ronnie Clark	Wyoming	2/9/02
	13	Pat Durham	New Mexico	1/12/89
	13	Pat Durham	Oral Roberts	12/17/88
	13	John Gillon	Abilene Christian	11/24/15
	13	Floyd Kerr	Loyola Chicago	1/6/68
	13	Braden Koelliker	New Mexico State	11/13/16
	13	Jason Smith	Wyoming	2/24/07

Free Throws Attempted

1.	21	Gary Rhoades	TCU	12/21/71
2.	19	Travis Franklin	Wyoming	2/6/10
	19	Floyd Kerr	Loyola Chicago	1/6/68
	19	Matt Nelson	San Diego State	3/3/03
	19	Gary Rhoades	Arizona State	3/3/73
6.	17	Aaron Atkinson	Utah	2/15/92
	17	Ronnie Clark	Wyoming	2/9/02
	17	Pat Durham	New Mexico	1/12/89
	17	Jason Smith	Northern Colorado	12/6/06
	17	Jason Smith	Wyoming	2/24/07

Free-Throw Percentage (Min. 10 Made)

1.	1.000 (12-12)	Brian Greene	Air Force	1/26/02
2.	1.000 (11-11)	Fred Anzures	New Mexico	3/5/77
	1.000 (11-11)	Eddie Hughes	Utah	2/23/80
	1.000 (11-11)	Jameel Mahmud	Eastern Washington	12/6/97
	1.000 (11-11)	Bobby Sellers	San Diego State	1/4/95
	1.000 (11-11)	Cliff Shegogg	Utah	2/7/70
7.	1.000 (10-10)	10 times - most recent: Prentiss Nixon	Texas State	12/17/17

GENERAL

THE RAMS

2019-20 REVIEW

HISTORY

UNIVERSITY

OPPONENTS

Rebounding

1.	26	Mike Childress	Rice	12/10/70
	26	Mike Childress	San Jose State	12/22/69
3.	24	Mike Childress	Utah State	1/22/70
	24	Mike Childress	Montana	12/4/69
	24	Mike Childress	Arizona	2/28/70
6.	22	Mike Childress	Denver	12/13/69
	22	Ronnie Clark	Wyoming	2/9/02
	22	Jason Smith	Wyoming	2/24/07
9.	21	Mike Childress	New Mexico	1/10/70
	21	Mike Childress	Arizona	1/7/71
	21	Alan Cunningham	Stanford	12/29/76

Assists

1.	12	Rudy Carey	Wis.-Milwaukee	2/11/74
	12	Ryan Yoder	Fort Lewis	12/30/93
3.	11	Fred Anzures	Portland State	1/8/77
	11	Fred Anzures	New Mexico	3/5/77
	11	Alton Brandon	BYU	1/25/79
	11	John Gillon	Nevada	1/14/15
	11	Micheal Morris	San Diego State	2/19/05
	11	Bobby Sellers	Fresno State	2/4/95
	11	Ryan Yoder	New Mexico	1/20/94
	11	Ryan Yoder	Hawaii	1/7/93
	11	Ryan Yoder	East Carolina	12/22/92
	11	Ryan Yoder	Rice	12/30/92
	11	Ryan Yoder	Colorado	12/6/93

Steals

1.	8	Milt Palacio	Nevada	1/2/99
2.	7	Damon Crawford	Southeast Missouri	12/21/93
	7	Eddie Hughes	San Diego State	1/23/82
4.	6	Damon Crawford	San Diego State	2/24/94
	6	Pierce Hornung	Chadron State	11/15/12
	6	Delmonte Madison	San Diego State	2/29/96
	6	Mark Meredith	Air Force	2/2/91
	6	Andre McKanstry	Air Force	2/27/99
	6	Milt Palacio	Wyoming	1/23/99
	6	Tyler Smith	Boise State	11/20/06
	6	Tyler Smith	TCU	2/13/07

Blocks

1.	7	Joe Vogel	Utah State	12/3/93
2.	6	Ryan Chilton	Utah State	1/3/98
	6	Ryan Chilton	Air Force	1/31/98
	6	Joe Vogel	San Diego State	2/29/96
5.	5	17 times - most recent:		
		Ronnie Aguilar	San Diego State	1/29/08

Turnovers

1.	9	Lorenzo Cash	Denver	12/6/75
	9	Fred Anzures	Denver	12/6/75
3.	8	Travis Franklin	San Diego State	1/30/10
	8	Jason Smith	BYU	1/28/06
	8	Micheal Morris	Wyoming	1/31/04
	8	Fred Anzures	UTEP	1/10/76
	8	Rudy Carey	Arizona State	1/3/74
8.	7	23 times - most recent:		
		Jesse Carr	Saint Martin's	11/24/08

Minutes

1.	55	Barry Bailey	Wyoming	2/14/87
2.	52	Anthony Lee	Wyoming	2/14/87
3.	51	Pat Durham	Wyoming	2/14/87
	51	David Turcotte	Wyoming	2/14/87
5.	50	A. Masinton-Bonner	Wyoming	1/31/18
	50	Gian Clavell	Abilene Christian	11/24/15
	50	Dorian Green	San Francisco	11/29/09
8.	49	Todd Benn	Nebraska	1/12/85
9.	48	Wes Eikmeier	TCU	1/14/12
	48	Willis Gardner	New Mexico	2/28/09
	48	Jason Smith	Baylor	11/14/06

Opponent Individual Records
Scoring

1.	46	Kendall Williams	vs New Mexico	2/23/13
2.	44	Freeman Williams	vs Portland State	11/29/75
3.	42	Jimmer Fredette	vs BYU	1/22/11
4.	41	Martayeous McKnight	vs Ark.-Pine Bluff	11/10/18
	41	Jay Straight	vs Wyoming	2/26/05
6.	40	Jordan Caroline	vs Nevada	2/6/19
7.	38	Sam Merrill	vs Utah State	3/5/19
8.	37	Seneca Knight	vs San Jose State	2/22/20
	37	Josh Adams	vs Wyoming	2/20/16
	36	Jimmer Fredette	vs BYU	2/17/10
	36	LaDrell Whitehead	vs Wyoming	1/11/97
	36	Tim Harris	vs Air Force	2/16/80
	36	Lawrence Butler	vs Idaho State	12/27/78
	36	Newlin	vs Utah	2/7/70

Field Goals Made

1.	19	Freeman Williams	vs Portland State	11/29/75
2.	16	Jay Straight	vs Wyoming	2/26/05
	16	Kresimir Cosic	vs BYU	2/10/73
	16	Hill	vs Arizona State	2/26/70
5.	15	Sam Merrill	vs Utah State	3/5/19
6.	14	Phil Taylor	vs Arizona	1/29/77
	14	Newlin	vs Utah	2/7/70
8.	13	11 times - most recent:		
		Martayeous McKnight	vs Ark.-Pine Bluff	11/10/18

Field Goals Attempted

1.	36	Freeman Williams	vs Portland State	11/29/75
2.	32	Freeman Williams	vs Portland State	1/8/77
3.	31	Willie Long	vs New Mexico	1/30/71
4.	30	Steve Bartek	vs Doane	11/25/83
5.	29	Ralph Houston	vs West Texas State	12/12/70
	29	Newlin	vs Utah	2/7/70
7.	28	Ken Banford	vs Cal State Hayward	12/2/75
	28	Long	vs New Mexico	1/10/70
	28	Dick Sherman	vs Wyoming	2/12/66
10.	27	Martayeous McKnight	vs Ark.-Pine Bluff	11/10/18
	27	Jay Straight	vs Wyoming	2/26/05
	27	Ray Golson	vs West Texas State	12/12/70
	27	Reist	vs Rice	12/10/70
	27	Shaler Halimon	vs Utah State	2/25/67

Field-Goal Percentage (min. of 8 attempts)

1.	1.000 (9-9)	Trent Plaisted	vs BYU	2/13/08
2.	.889 (8-9)	Walter Watts	vs Utah	2/21/91
	.889 (8-9)	Andy Fisher	vs Toledo	12/27/86
	.889 (8-9)	Mike Jackson	vs Wyoming	1/17/81
5.	.875 (7-8)	Kris Clyburn	vs UNLV	3/9/19
6.	.867 (13-15)	Devin Durrant	vs BYU	2/21/80
7.	.857 (12-14)	Hullman	vs Arizona State	2/18/72
8.	.857 (6-7)	20 times - most recent:		
		K.J. Hymes	vs Nevada	1/29/20

Three-Pointers Made

1.	10	Kendall Williams	vs New Mexico	2/23/13
2.	9	Josh Adams	vs Wyoming	2/20/16
3.	8	LaShay Page	vs Southern Miss	11/19/11
	8	Jeff Allen	vs Drake	12/10/92
5.	7	Tyler Hall	vs Montana State	11/14/18
	7	Montigo Alford	vs Boise State	2/10/16
	7	Matt Holland	vs Air Force	1/20/09
	7	Dave Dyck	vs Simon Fraser	11/26/94
9.	6	21 times - most recent:		
		Sam Merrill	vs Utah State	2/11/20

Three-Pointers Attempted

1.	16	Tyler Hall	vs Montana State	11/14/18
	16	Josh Adams	vs Wyoming	2/20/16
	16	Denarryl Rice	vs Arkansas Tech	12/30/05
4.	15	Reggie Minton	vs Air Force	1/27/96
	15	Greg Sutton	vs Oral Roberts	12/17/88
6.	14	Derrius Gilmore	vs Wyoming	2/2/13
	14	Dominick Young	vs Fresno State	1/25/96
8.	13	Seneca Knight	vs San Jose State	2/22/20
	13	Kendall Williams	vs New Mexico	2/23/13
	13	Eric Carey	vs Sacramento State	12/6/96
	13	Antoine Gillespie	vs UTEP	2/18/95
	13	Ray Schufford	vs North Texas	12/23/89
	13	Horace Chaney	vs Houston	3/22/88

Three-Point Percentage (Min. 4 Made)

1.	1.000 (6-6)	Kris Clyburn	vs UNLV	3/9/19
	1.000 (6-6)	DK Eldridge	vs New Mexico St.	11/30/13
	1.000 (6-6)	Kevin Olekaibe	vs Fresno State	2/27/13
4.	1.000 (5-5)	Nisre Zouzoua	vs Nevada	1/29/20
	1.000 (5-5)	Garrett Johnson	vs Fresno State	12/4/10
6.	1.000 (4-4)	Trevor Lyons	vs Air Force	1/17/18
	1.000 (4-4)	Malik Pope	vs San Diego State	1/24/15
	1.000 (4-4)	Tim Drisdorn	vs Utah	1/17/05
	1.000 (4-4)	Jay Straight	vs Wyoming	1/31/04
	1.000 (4-4)	Troy Bowe	vs Hawai'i	2/18/89

Free Throws Made

1.	17	Nate Archibald	vs UTEP	1/8/70
2.	16	Jimmer Fredette	vs BYU	1/22/11
3.	14	Seneca Knight	vs San Jose State	2/22/20
	14	Ben Woodside	vs North Dakota St.	11/23/05
	14	Danny Granger	vs New Mexico	3/6/04
	14	Tim Harris	vs Air Force	2/16/80
7.	13	Denzel Dulin	vs Alcorn State	11/27/16
	13	Russell Larson	vs BYU	2/5/94
	13	Michael Cage	vs San Diego State	2/4/84
	13	Gus Bailey	vs UTEP	2/23/74

Free Throws Attempted

1.	20	Nate Archibald	vs UTEP	1/8/70
2.	18	Danny Granger	vs New Mexico	3/6/04
	18	Tim Harris	vs Air Force	2/16/80
4.	17	Denzel Dulin	vs Alcorn State	11/27/16
	17	Kendall Williams	vs New Mexico	2/23/13
	17	Jimmer Fredette	vs BYU	1/22/11
7.	16	Roberto Colonette	vs Manhattan	11/22/11
	16	Gus Bailey	vs UTEP	2/23/74
	16	Simmie Hill	vs West Texas State	2/3/68
10.	15	Seneca Knight	vs San Jose State	2/22/20
	15	Tony Bland	vs San Diego State	3/3/03
	15	Russell Larson	vs BYU	2/5/94
	15	Reginald Slater	vs Wyoming	1/28/92
	15	Michael Cage	vs San Diego State	2/4/84
	15	Steve Bartek	vs Doane	11/25/83
	15	Carl Ashley	vs Wyoming	1/26/68

Free-Throw Percentage (Min. 10 Made)

1.	1.000 (14-14)	Ben Woodside	vs No. Dakota St.	11/23/05
2.	1.000 (12-12)	Keith Van Horn	vs Utah	2/8/97
	1.000 (12-12)	Lawrence Butler	vs Idaho State	12/27/78
4.	1.000 (11-11)	Spencer Dinwiddie	vs Colorado	12/3/13
	1.000 (11-11)	Oliver Saint-Jean	vs San Jose State	1/24/97
	1.000 (11-11)	Freddie Thompson	vs UNLV	1/12/79
7.	1.000 (10-10)	Joe Furstinger	vs New Mexico	2/28/18
	1.000 (10-10)	Paris Austin	vs Boise State	1/31/17
	1.000 (10-10)	Brian Stafford	vs Denver	1/11/12
	1.000 (10-10)	Dior Lowhorn	vs San Francisco	11/29/09
	1.000 (10-10)	George Furgis	vs Utah	1/9/82
	1.000 (10-10)	Kessem Grimes	vs Wis.-Milwaukee	2/11/74
	1.000 (10-10)	Stan Dodds	vs Wyoming	1/15/70

Rebounding

1.	20	Mike Sojourner	vs Utah	2/9/73
	20	Carl Ashley	vs Wyoming	1/15/70
3.	19	Darryl Minniefield	vs New Mexico	1/27/73
4.	18	Andrew Bogut	vs Utah	1/17/05
	18	Oliver Saint-Jean	vs San Jose State	1/24/97
	18	Earl Evans	vs UNLV	1/12/79
	18	Anthony Burns	vs UTEP	2/2/78
	18	Ken Clark	vs Wyoming	1/20/73
	18	Rich Kelley	vs Stanford	12/19/72
	18	Dabich	vs New Mexico State	1/24/66

Assists (10+ 49 times)

1.	12	Jalen Harris	vs Arkansas	12/5/18
	12	Gregory Burks	vs Prairie View A&M	12/27/02
	12	Frank Nardi	vs Wis.-Green Bay	11/25/85
	12	Phil Smith	vs New Mexico	1/9/81
5.	11	Anthony Carter	vs Hawai'i	2/15/97
	11	Marty Haws	vs BYU	1/21/89
7.	10	Jalen Little	vs Abilene Christian	11/24/15
	10	Kay Felder	vs Oakland	11/22/15
	10	Maik Mertens	vs San Jose State	1/21/98
	10	Craig Thames	vs Toledo	12/10/94
	10	Bryant Moore	vs Texas Tech	12/7/91
	10	Ronell Peters	vs Texas-Arlington	12/30/83

Steals

1.	6	Gregory Burks	vs Prairie View A&M	12/27/02
	6	Ben Handlogten	vs Western Michigan	12/29/94
	6	Donnie Boyce	vs Colorado	12/6/93
	6	DuWayne Futch	vs CSU-Pueblo	12/8/87
	6	Racky Sesler	vs Hawai'i	1/22/82
6.	5	26 times - most recent:		
		Patrick McCaw	vs UNLV	1/6/16

Blocks

1.	7	Luke Nevill	vs Utah	2/18/09
	7	Kenny Thomas	vs New Mexico	1/12/98
	7	Theo Ratliff	vs Wyoming	1/7/95
	7	David Van Dyke	vs UTEP	3/12/92
	7	Shawn Bradley	vs BYU	1/17/91
6.	6	Theo Ratliff	vs Wyoming	2/19/94
7.	5	Rahsaan Smith	vs Fresno State	1/23/97
	5	Tony Maroney	vs Hawaii	1/2/95
	5	John Coker	vs Boise State	12/3/94
	5	Queintonia Higgins	vs Wyoming	2/3/90
	5	Mike Higgins	vs Northern Colorado	12/2/86

Turnovers

1.	12	Rich Kelley	vs Stanford	12/19/72
	12	Cedric Reed	vs Cal Poly	12/2/72
3.	11	Eddie Trail	vs Utah	2/9/73
4.	10	Maurice Cheeks	vs West Texas State	12/17/77
5.	9	Hunter Maldonado	vs Wyoming	1/4/20
	9	Mike Gallagher	vs Denver	12/6/79
	9	Chris Cotton	vs Colorado Mesa	12/28/78
8.	8	10 times - most recent:		
		Jaquan Lyle	vs New Mexico	1/15/20

GENERAL

THE RAMS

2019-20 REVIEW

HISTORY

UNIVERSITY

OPPONENTS

CSU Team Records

Most Points (24 100+ games in Moby)

Rk.	No.	Opponent	Date
1.	119	Fort Lewis	12/28/92
2.	117	West Texas State	12/12/70
3.	113	Fort Lewis	12/20/91
4.	109	Southwest Oklahoma State	12/8/13
	109	TCU	12/21/71
	109	Air Force	12/11/71
	109	New Mexico State	1/24/66
8.	108	Abilene Christian	11/24/15
	108	Northern Colorado	11/20/97
10.	106	UC Colorado Springs	12/28/05
	106	Fort Lewis	12/30/93

Fewest Points

1.	30	UTEP	2/11/82
2.	40	Utah	1/14/88
3.	44	Denver	12/5/07
4.	45	UTEP	2/10/83
5.	46	UTEP	1/10/81
	46	UTEP	2/23/74
7.	47	Air Force	2/7/05
	47	New Mexico	2/5/05
	47	Cal State Northridge	11/23/85
	47	New Mexico	1/21/84

Largest Margin of Victory (44 of 30+ points)

1.	61 (108-47)	Northern Colorado	11/20/1997
2.	56 (98-42)	Nevada	1/14/2015
3.	54 (109-55)	Southwest Oklahoma St.	12/8/2013
4.	44 (89-45)	Cal State Sacramento	12/6/1996
5.	43 (93-50)	Chadron State	11/15/2012
	43 (101-58)	Southern Oregon	11/18/2000
	43 (74-31)	Seattle	11/20/1999
	43 (101-58)	UC San Diego	12/17/1976
9.	41 (106-65)	Fort Lewis	12/30/1993
10.	40 (87-47)	Western State	12/29/2007
	40 (102-62)	West Texas A&M	11/27/1993
	40 (119-79)	Fort Lewis	12/28/1992

Largest Margin of Loss (18 of 20+ points)

1.	33 (54-87)	Boise State	2/21/18
2.	31 (54-85)	Wyoming	1/17/81
3.	29 (46-75)	UTEP	1/10/81
4.	26 (60-86)	BYU	1/10/09
5.	25 (41-66)	East Carolina	12/22/92
	25 (86-111)	BYU	2/21/80
7.	24 (74-98)	Arkansas	12/5/18
8.	23 (52-75)	Utah	1/17/05
	23 (50-73)	Utah	2/26/81
10.	22 (57-79)	San Diego State	12/4/19
	22 (70-92)	BYU	2/17/10
	22 (69-91)	Colorado	12/20/80

Most Field Goals Made

1.	46	Air Force	12/11/71
2.	45	New Mexico State	1/24/66
3.	44	Cal State Hayward	12/2/75
4.	43	Southwestern (Texas)	12/20/74
	43	Ball State	12/29/73
	43	TCU	12/21/71
7.	42	Texas-Arlington	12/30/83
	42	Boise State	12/28/74
	42	Utah	2/19/71
	42	West Texas State	12/12/70
	42	San Jose State	12/22/69

Fewest Field Goals Made

1.	12	UTEP	2/11/82
2.	14	Denver	12/5/09
	14	New Mexico	3/8/08
4.	15	Boise State	2/21/18
	15	BYU	1/31/87
	15	BYU	1/7/82
	15	UTEP	1/10/81
8.	16	Denver	12/5/07
	16	Air Force	1/26/02
	16	Cal State Northridge	11/23/85
	16	Wyoming	1/17/81
	16	UTEP	2/23/74

Most Field Goals Attempted


1.	99	Cal State Fullerton	12/3/70
2.	95	West Texas State	12/12/70
3.	92	New Mexico State	1/24/66
4.	91	Air Force	12/11/71
	91	Montana	12/4/69
6.	90	BYU	1/27/72
	90	Cal Poly	12/2/72
8.	89	Cal State Fullerton	12/3/71
9.	88	BYU	2/20/71
10.	87	Arizona State	2/26/70

Fewest Field Goals Attempted

1.	31	Wyoming	2/4/89
2.	32	Air Force	1/26/02
3.	34	Washington State	12/30/99
	34	New Mexico	2/7/91
5.	35	Wisconsin-Green Bay	11/25/85
6.	36	Denver	12/5/07
7.	37	Wyoming	2/18/12
	37	Denver	12/5/09
	37	Air Force	2/7/05
	37	Air Force	1/18/03
	37	Air Force	2/20/89

Highest Field Goal Percentage (min. 20 made)

1.	.692 (36-52)	Southern Oregon	11/18/00
2.	.686 (24-35)	Wisconsin-Green Bay	11/25/85
	.686 (35-51)	DePauw	12/17/66
4.	.684 (39-57)	Denver	12/18/76
5.	.679 (38-56)	Air Force	1/27/96
	.679 (38-56)	Northern Colorado	11/20/97
7.	.667 (32-48)	Cal State Fullerton	12/18/89
8.	.661 (37-56)	UC Colorado Springs	12/28/05
9.	.655 (38-58)	Denver	12/6/75
10.	.653 (32-49)	West Texas A&M	12/29/95



Floyd Kerr

Lowest Field Goal Percentage

1. .283 (15-53)	Boise State	2/21/18	
2. .290 (18-62)	Colorado	12/13/19	
3. .296 (16-54)	UTEP	2/23/74	
4. .297 (19-64)	Montana	11/30/74	
5. .298 (17-57)	Utah State	2/11/14	
	.298 (17-57)	New Mexico	2/5/05
7. .300 (27-90)	BYU	1/27/72	
8. .308 (12-39)	UTEP	2/11/82	
9. .311 (14-45)	New Mexico	3/8/08	
10. .317 (19-60)	San Diego State	2/25/17	

Most Three-Pointers Made

1. 19	New Mexico	1/15/20	
2. 16	Colorado Christian	11/7/18	
3. 15	Utah State	1/16/16	
	15	Hawaii	2/15/97
5. 14	Air Force	1/7/17	
	14	Arkansas-Fort Smith	12/9/15
	14	Wyoming	1/4/11
	14	San Diego State	1/29/08
	14	UC Colorado Springs	12/28/05
10. 13	Nevada	1/14/15	
	13	Colorado	11/21/05
	13	Charleston Southern	12/22/14
	13	Utah	2/10/96
	13	Wyoming	2/23/19
	13	Air Force	2/29/20
	13	Utah State	2/7/17
	13	Air Force	3/5/16

Fewest Three-Pointers Made


1. 0	Baylor	1/2/02	
	0	San Diego State	1/10/87
	0	Colorado	12/11/86
	0	Baylor	12/8/86
	0	Denver	12/4/86
	0	CSU-Pueblo	11/29/86
7. 1	15 times - most recent:		
	New Mexico State	11/13/16	

Most Three-Pointers Attempted

1. 36	Utah State	1/16/16	
2. 33	San José State	2/10/18	
3. 32	Air Force	1/7/17	
	32	Long Beach State	12/3/15
	32	Oakland	11/22/15
6. 31	Air Force	2/29/20	
	31	Colorado Christian	11/7/18
	31	New Mexico	2/23/16
	31	Wyoming	2/20/16
	31	Boise State	2/10/16
	31	Arkansas-Fort Smith	12/9/15

Fewest Three-Pointers Attempted

1. 0	Denver	12/4/86	
	0	CSU-Pueblo	11/29/86
3. 1	Colorado	12/11/86	
	1	Baylor	12/8/86
5. 2	Utah	1/29/87	
6. 3	Wyoming	1/23/88	
	3	Wisconsin-Green Bay	1/9/88
	3	San Diego State	1/10/87
9. 4	Toledo	12/27/86	
10. 5	Utah	3/6/10	
	5	Arkansas State	3/25/88
	5	Utah	1/14/88
	5	New Mexico	2/21/87
	5	Northern Colorado	12/2/86



Charles Bresnahan

Highest Three-Point Field Goal Percentage (Min 10 Att.)

1. .733 (11-15)	Northern Colorado	11/20/97	
2. .706 (12-17)	Oklahoma City	1/28/91	
3. .679 (19-28)	New Mexico	1/15/20	
4. .667 (10-15)	Wyoming	2/6/10	
	.667 (12-18)	Colorado	12/22/07
6. .650 (13-20)	Utah	2/10/96	
7. .647 (11-17)	UNLV	2/1/20	
8. .625 (10-16)	San Diego State	2/2/89	
9. .609 (14-23)	UC Colorado Springs	12/28/05	
10. .600 (12-20)	Western State	12/29/07	
	.600 (12-20)	Hawaii	1/2/95

Lowest Three-Point Field Goal Percentage (min. 8 attempts)

1. .000 (0-9)	Baylor	1/2/02	
2. .071 (1-14)	New Mexico State	11/13/16	
3. .083 (1-12)	Northern Colorado	11/22/13	
4. .091 (2-22)	Colorado	12/13/19	
5. .111 (1-9)	Texas State	12/21/04	
	.111 (1-9)	Utah	2/8/03
7. .118 (2-17)	Air Force	2/27/97	
8. .125 (1-8)	Montana	11/9/12	
	.125 (1-8)	New Mexico	1/13/03
	.125 (1-8)	New Mexico	1/12/89

Most Free Throws Made

1. 43	Manhattan	11/22/11	
2. 39	Oral Roberts	12/17/88	
3. 37	San Diego State	1/24/04	
4. 34	TCU	2/22/06	
	34	UNLV	1/26/04
	34	West Texas A&M	11/27/93
7. 33	Prairie View A&M	11/25/13	
	33	BYU	1/19/95
	33	Fort Lewis	12/30/93
	33	West Texas State	12/12/70

Fewest Free Throws Made

1. 1	Purdue	11/30/79	
2. 2	Montana Tech	11/17/01	
3. 3	San Diego State	2/12/19	
	3	UTEP	2/10/83
5. 4	Utah State	2/11/20	
	4	Colorado	12/22/07
	4	Utah	2/10/96
	4	New Mexico	2/27/92
	4	Utah	1/16/86
	4	Utah	2/26/81

GENERAL

THE RAMS

2019-20 REVIEW

HISTORY

UNIVERSITY

OPPONENTS



Stanton Kidd

Most Free Throws Attempted

1.	56	UNLV	1/26/04
2.	54	Manhattan	11/22/11
3.	53	San Diego State	1/24/04
4.	49	Oral Roberts	12/17/88
5.	47	Washington State	12/14/02
6.	46	Loyola Chicago	1/6/68
7.	44	Prairie View A&M	11/25/13
	44	BYU	1/19/95
	44	Fort Lewis	12/30/93
	44	Fort Lewis	12/28/92

Fewest Free Throws Attempted

1.	3	Purdue	11/30/79
2.	5	BYU	1/20/83
3.	6	San Diego State	2/12/19
4.	6	Montana Tech	11/17/01
	6	Utah	2/10/96
6.	7	Colorado	12/22/07
7	7	Utah	1/17/05
7	7	UTEP	2/10/83
7	7	Drexel	12/16/78
10.	8	Utah State	2/11/20
	8	New Mexico	2/5/05
	8	UTEP	2/9/91
	8	San Diego State	1/12/91
	8	Hawai'i	1/22/82
	8	Utah	2/26/81
	8	San Diego State	2/5/81

Highest Free Throw Percentage (Min. 10 Att.)

1.	1.000 (23-23)	San Diego State	1/28/12
	1.000 (10-10)	Montana	11/30/74
3.	.944 (17-18)	BYU	1/31/87
4.	.941 (16-17)	Nevada	12/3/96
5.	.933 (14-15)	Wyoming	1/25/06
	.933 (14-15)	Fresno State	2/4/95
	.933 (14-15)	Northern Colorado	11/28/89
	.933 (14-15)	Northern Colorado	12/1/81
9.	.931 (27-29)	San Diego State	2/19/05
10.	.929 (13-14)	Montana Tech	11/21/98
	.929 (13-14)	Toledo	12/27/86
	.929 (13-14)	BYU	1/17/86

Lowest Free Throw Percentage (min. 8 attempts)

1.	.357 (5-14)	Utah	1/14/88
2.	.364 (4-11)	New Mexico	2/27/92
3.	.412 (7-17)	Sam Houston State	11/27/10
4.	.417 (5-12)	Ohio	12/22/90
5.	.429 (12-28)	UNLV	2/25/99
	.429 (6-14)	UNLV	1/28/80
7.	.438 (14-32)	Wyoming	2/16/74
8.	.444 (4-9)	Utah	1/16/86
9.	.450 (9-20)	Air Force	2/26/01
	.450 (9-20)	Colorado	12/2/97

Most Rebounds

1.	79	West Texas State	12/12/70
2.	77	Cal State Fullerton	12/3/70
3.	70	Denver	12/1/71
4.	69	Cal State Fullerton	12/3/71
	69	Sacramento State	12/5/67
6.	68	at Denver	2/5/69
	68	Montana	12/4/69
8.	67	Southern Indiana	11/29/74
9.	66	Fort Lewis	12/30/93
	66	Montana State	1/28/66

Fewest Rebounds

1.	16	New Mexico	2/7/91
2.	17	Southern Illinois	11/27/18
3.	18	Southern Miss	11/19/11
	18	New Mexico	12/8/90
	18	Utah	1/19/89
	18	Wyoming	1/17/81
7.	19	Utah	1/17/05
	19	Hawai'i	1/13/90
	19	Wyoming	2/4/89
	19	Utah	2/27/84

Most Assists

1.	30	Fort Lewis	12/28/92
2.	28	Air Force	1/27/96
3.	27	New Mexico	1/15/20
	27	Denver	12/11/02
	27	Colorado	12/6/93
	27	Gardner-Webb	12/7/02
	27	San Diego State	3/3/03
8.	26	Wyoming	1/11/97
	26	New Mexico	1/12/19
	26	BYU	1/25/79
	26	Stetson	12/28/04
	26	Doane	12/28/19
	26	West Alabama	12/3/02
	26	Southwest Oklahoma St.	12/8/13



Adam Nigon

Fewest Assists

1.	2	Montana	11/30/74
	2	BYU	2/10/73
3.	3	Utah	2/9/73
4.	4	Montana	11/11/11
	4	UTEP	2/15/75
	4	Arizona	3/2/73
	4	New Mexico	1/27/73
	4	Wyoming	1/20/73
	4	UTEP	1/8/72
10.	5	CSU Bakersfield	3/20/17
	5	BYU	1/10/09
	5	Utah	2/2/08
	5	Ohio	12/22/90

Most Steals

1.	21	Seattle	11/20/99
2.	18	Southeast Missouri	12/21/93
3.	17	Southern Oregon	11/18/00
	17	Idaho State	12/10/88
	17	Eastern Montana	12/3/92
6.	15	Nevada	1/2/99
	15	Air Force	1/8/19
	15	South Alabama	12/30/98
9.	14	Morris Brown	1/5/02
	14	San Diego State	2/29/96

Fewest Steals

1.	0	New Mexico	2/21/87
	0	Air Force	2/13/87
	0	BYU	1/31/87
	0	San Diego State	1/10/87
	0	TCU	12/6/86
	0	Colorado	12/8/82
	0	UTEP	1/10/81
	0	UTEP	3/3/77
	1	12 times - most recent: Long Beach State	12/3/15

Most Blocks


1.	12	Auburn	11/28/05
	12	Pepperdine	12/10/05
3.	11	New Mexico	1/13/03
	11	San Diego State	1/24/04
	11	Wyoming	1/28/92
	11	Texas A&M - Kingsville	11/25/02
	11	Drake	12/4/04
	11	San Diego State	2/29/96
9.	10	San Jose State	1/21/98
	10	Wyoming	1/31/04
	10	Northern Colorado	11/20/97
	10	Denver	12/28/96
	10	Nevada	12/3/96
	10	Metro State	12/8/94

Fewest Blocks

1.	0	48 times - most recent: Fresno State	1/22/20
----	---	---	---------

Most Turnovers

27	Weber State (12-02-95)
26	Sacramento State (11/28/00)
25	West Alabama (12-03-02)
25	Texas A&M-Kingsville (11-25-02)
25	Texas A&M (11/26/96)
24	BYU (1/28/06)
24	Florida Atlantic (11-18-02)
24	Arkansas-Little Rock (12/8/01)
24	Troy State (12/5/97)
24	West Texas A&M (12-29-95)



John Sivesind

Fewest Turnovers

1.	3	Utah State	2/11/14
	3	TCU	2/7/09
	3	Kent State	12/22/71
4.	4	USC Upstate	12/21/15
	4	Weber State	11/16/13
	4	New Mexico	1/21/84
	4	Wyoming	2/5/83
	4	West Texas State	2/8/69
9.	5	14 times - most recent: Fresno State	1/22/20

Most Fouls

32	Sam Houston State (11/27/10)
30	Arkansas-Little Rock (12/8/01)
29	IPFW (12-20-01)
29	Colorado (12/5/01)
28	Wyoming (2/6/10)
28	UNLV (1-26-04)
28	Air Force (1-12-04)
28	Colorado (12-10-03)
28	UNLV (2-18-02)
28	BYU (2/12/98)

Fewest Fouls

1.	6	Doane	12/28/19
	6	Wisconsin-Green Bay	1/9/88
	6	Rice	12/10/70
4.	7	New Mexico	1/12/89
	7	Air Force	1/27/67
6.	9	Southern Illinois	11/27/18
	9	Arkansas Tech	12/30/05
	9	Utah	1/20/90
	9	Louisiana Lafayette	12/14/68
	9	Utah	1/30/67
	9	Wyoming	2/11/67
	9	Seattle	2/20/67

GENERAL

THE RAMS

2019-20 REVIEW

HISTORY

UNIVERSITY

OPPONENTS

Opponent Team Records

Most Points

1.	111	BYU	2/21/80
2.	108	New Mexico	2/28/18
3.	100	Utah State	3/5/19
	100	Abilene Christian	11/24/15
	100	Idaho State	12/8/67
7.	98	Nevada	2/6/19
	98	Arkansas	12/5/18
	98	Utah	2/23/80
	98	BYU	1/25/79
	98	BYU	2/20/71

Fewest Points

1.	31	Seattle	11/20/99
2.	40	Air Force	1/16/13
	40	Denver	12/5/07
	40	BYU	1/7/82
5.	41	Air Force	2/11/84
6.	42	Nevada	1/14/15
	42	Mayville State	11/24/09
	42	Utah	1/14/88
9.	43	South Alabama	12/30/98
	43	Pacific	12/9/76

Most Field Goals Made

1.	46	BYU	2/21/80
2.	45	BYU	2/20/71
3.	44	BYU	1/25/79
4.	42	Colorado	12/20/80
5.	41	Arizona State	2/18/72
6.	39	Utah State	3/5/19
	39	Utah	2/19/71
	39	Idaho State	12/8/67
9.	38	Arkansas	12/5/18
	38	Arizona State	2/24/78

Fewest Field Goals Made

1.	12	Seattle	11/20/99
2.	13	Western State	12/29/07
3.	14	Chadron State	11/15/12
	14	Denver	12/5/07
	14	BYU	1/7/82
	14	UTEP	2/23/74
7.	15	West Alabama	12/3/02
	15	Montana Tech	11/17/01
	15	Air Force	2/11/84
10.	16	10 times - most recent: Wyoming	2/23/19

Most Field Goals Attempted

1.	115	West Texas State	12/12/70
2.	90	San Diego State	1/24/04
3.	89	Utah	2/19/71
4.	86	Arizona	1/7/71
	86	BYU	2/5/70
6.	85	Arizona State	1/24/75
	85	Montana	12/4/69
8.	83	Lamar	12/30/78
	83	Portland State	11/29/75
	83	Arizona State	1/3/74

Fewest Field Goals Attempted

1.	34	Wyoming	2/27/82
2.	35	Denver	1/11/12
	35	Air Force	2/20/89
4.	36	UTEP	2/10/83
5.	37	Air Force	1/12/04
	37	New Mexico	1/21/84
	37	UTEP	2/11/82
8.	38	Denver	12/5/09
	38	Air Force	2/2/91
	38	Ohio	12/22/90

Highest Field Goal Percentage

1.	.667 (34-51)	Wyoming	1/17/81
2.	.640 (32-50)	UTEP	2/29/92
3.	.638 (30-47)	San Diego State	2/4/06
4.	.638 (44-69)	BYU	1/25/79
5.	.629 (22-35)	Denver	1/11/12
6.	.625 (30-48)	Southern Cal	12/8/90
7.	.619 (39-63)	Idaho State	12/8/67
8.	.618 (21-34)	Wyoming	2/27/82
9.	.609 (28-46)	Utah	1/24/83
10.	.607 (37-61)	New Mexico	2/28/18

Lowest Field Goal Percentage

1.	.232 (13-56)	Western State	12/29/07
2.	.236 (17-72)	Pacific	12/9/76
3.	.246 (15-61)	West Alabama	12/3/02
4.	.250 (16-64)	Sacramento State	11/28/00
5.	.273 (12-44)	Seattle	11/20/99
	.273 (21-77)	Fort Lewis	12/30/93
7.	.276 (16-58)	Troy State	12/5/97
8.	.277 (18-65)	Arkansas-Pine Bluff	11/28/07
9.	.280 (14-50)	Chadron State	11/15/12
	.280 (14-50)	BYU	1/7/82

Most Three-Pointers Made

1.	18	Boise State	2/10/16
2.	17	Wyoming	2/20/16
3.	15	Winthrop	11/14/17
	15	Air Force	1/3/07
	15	BYU	1/27/9
6.	14	Nevada	1/29/20
	14	Arkansas	12/5/18
	14	Montana State	11/14/18
	14	Colorado Christian	11/7/18
	14	Wyoming	1/31/18
	14	Abilene Christian	11/24/15
	14	Oral Roberts	12/17/88

Fewest Three-Pointers Made

1.	0	Stetson	12/28/04
	0	Nebraska	12/12/98
	0	Texas-Rio Grande Valley	11/25/89
4.	1	Nevada	1/14/15
	1	UNLV	3/1/03
	1	BYU	1/20/01
	1	Texas-Rio Grande Valley	1/6/92
	1	BYU	1/17/91
	1	Northern Colorado	11/26/88
	1	Northern Colorado	11/28/87
	1	UTEP	1/16/87
	1	Toledo	12/27/86

Most Three-Pointers Attempted

1.	39	Air Force	1/17/18
2.	37	Wyoming	1/31/18
	37	Charleston	3/14/17
	37	Wyoming	2/20/16
	37	UNLV	1/5/08
6.	36	Winthrop	11/14/17
7.	35	Montana State	11/14/18
	35	Boise State	2/10/16
	35	Gardner-Webb	12/7/02
10.	34	New Mexico State	12/30/18
	34	Northern Colorado	12/10/16
	34	Arkansas Tech	12/30/05
	34	UTEP	2/18/95
	34	Oral Roberts	12/17/88

Fewest Three-Pointers Attempted

1.	2	Utah	1/19/89
	2	UTEP	1/16/87
3.	3	BYU	1/17/91
	3	Texas-Rio Grande Valley	11/25/89
	3	Northern Colorado	11/26/88
	3	Northern Colorado	11/28/87
7.	4	BYU	1/31/87
8.	5	Utah State	12/3/93
	5	Colorado	12/11/86
10.	6	UNLV	3/1/03
	6	Colorado	11/30/88
	6	Utah	1/14/88
	6	Hawai'i	2/19/87
	6	Northern Colorado	12/2/86

Highest Three-Point Field Goal Percentage (min. 10 att.)

1.	.667 (8-12)	UNLV	2/18/06
	.667 (10-15)	Utah	1/21/95
3.	.650 (13-20)	Arkansas State	11/20/19
4.	.625 (10-16)	Toledo	12/10/94
5.	.611 (11-18)	UNLV	2/18/02
6.	.600 (9-15)	San Diego State	2/4/06
	.600 (6-10)	BYU	1/21/89
8.	.591 (13-22)	Boise State	2/18/14
9.	.588 (10-17)	Wyoming	2/22/14
	.588 (10-17)	New Mexico State	11/30/13
	.588 (10-17)	New Mexico	3/8/08
	.588 (10-17)	Utah	1/9/07
	.588 (10-17)	Creighton	2/7/00
	.588 (10-17)	Nebraska	3/14/96
	.588 (10-17)	Air Force	2/2/91

Lowest Three-Point Field Goal Percentage (min. 8 attempts)

1.	.000 (0-10)	Stetson	12/28/04
2.	.000 (0-9)	Nebraska	12/12/98
3.	.063 (1-16)	BYU	1/20/01
4.	.083 (2-24)	Wyoming	2/23/19
	.083 (1-12)	Texas-Rio Grande Valley	1/6/92
6.	.100 (1-10)	Nevada	1/14/15
7.	.118 (2-17)	Hawaii	1/2/95
8.	.125 (2-16)	Boise State	11/20/06
	.125 (2-16)	San Diego State	1/12/91
	.125 (1-8)	Toledo	12/27/86

Most Free Throws Made

1.	34	Long Beach State	12/10/65
2.	31	UNLV	2/18/02
3.	30	Sam Houston State	11/27/10
	30	BYU	2/12/98
	30	BYU	2/5/94
	30	UNLV	1/12/79
	30	UTEP	2/23/74
8.	29	Wyoming	2/27/08
	29	UTEP	1/8/70
10.	28	Nevada	2/6/19
	28	UNLV	2/21/05
	28	IPFW	12/20/01
	28	Arkansas-Little Rock	12/8/01
	28	Utah	2/23/80
	28	Wyoming	1/26/68

Fewest Free Throws Made

1.	0	Arkansas Tech	12/30/05
2.	1	New Mexico	1/12/89
3.	2	Air Force	2/21/15
	2	Northern Colorado	11/20/97
	2	UTEP	2/9/91
	2	Idaho State	12/10/88
	2	Wisconsin-Green Bay	1/9/88
	2	Lamar	12/30/78
9.	3	Nine times - most recent: Utah State	2/7/17



Jesse Carr

Most Free Throws Attempted

1.	46	UTEP	2/23/74
2.	45	Arkansas-Little Rock	12/8/01
3.	44	Wyoming	1/26/68
4.	41	Sam Houston State	11/27/10
	41	Colorado	12/10/03
6.	40	Colorado	12/5/01
7.	39	IPFW	12/20/01
	39	Long Beach State	12/10/65
9.	38	Wyoming	2/27/08
	38	UNLV	2/21/05
	38	UNLV	2/18/02

Fewest Free Throws Attempted

1.	1	Arkansas Tech	12/30/05
2.	3	New Mexico	1/12/89
	3	Wisconsin-Green Bay	1/9/88
	3	Lamar	12/30/78
5.	4	Utah State	2/11/20
	4	Utah State	2/7/17
	4	Air Force	1/16/13
	4	South Alabama	12/30/98
	4	San Diego State	3/3/90
	4	Idaho State	12/10/88

Highest Free Throw Percentage (min. 12 att.)

1.	1.000 (14-14)	Wyoming	2/23/19
2.	1.000 (13-13)	Boise State	2/18/14
3.	1.000 (11-11)	Air Force	2/7/05
4.	.941 (16-17)	Utah State	2/11/14
5.	.938 (15-16)	Oakland	11/22/15
6.	.933 (14-15)	Wisconsin-Milwaukee	2/11/74
7.	.929 (26-28)	Utah	2/8/97
	.929 (13-14)	Iowa	12/2/78
9.	.923 (12-13)	Saint Martin's	11/24/08
	.923 (12-13)	Wyoming	1/31/04
	.923 (12-13)	Eastern Montana	12/3/92

Lowest Free Throw Percentage (min. 8 att.)

1.	.300 (3-10)	Northwestern State (La.)	12/7/89
2.	.313 (5-16)	New Mexico	2/24/01
3.	.333 (3-9)	SIU-Edwardsville	3/3/83
4.	.357 (5-14)	Montana	11/14/08
	.357 (5-14)	Air Force	3/5/92
	.357 (10-28)	UC San Diego	12/17/76
7.	.364 (4-11)	Air Force	1/9/10
8.	.375 (6-16)	Northern Colorado	12/7/14
	.375 (6-16)	Adams State	12/29/12
	.375 (6-16)	Arkansas-Pine Bluff	11/28/07

GENERAL

THE RAMS

2019-20 REVIEW

HISTORY

UNIVERSITY

OPPONENTS

Most Rebounds

1.	69	West Texas State	12/12/70
2.	61	Arizona	1/7/71
3.	59	UNLV	1/12/79
4.	58	BYU	2/21/80
5.	57	Utah	2/19/71
6.	56	Arizona State	1/24/75
	56	Arizona	3/2/73
	56	Utah State	2/25/67
9.	55	Montana	12/4/69
	55	Wyoming	1/26/68

Fewest Rebounds

1.	11	Wisconsin-Green Bay	11/25/85
2.	17	Air Force	1/26/02
	17	Alabama-Huntsville	1/2/01
	17	Wyoming	2/4/89
5.	18	Denver	1/11/12
	18	San Diego State	1/22/88
7.	19	Air Force	1/16/13
	19	Wyoming	2/18/12
	19	Air Force	1/12/04
	19	Idaho State	12/10/88
	19	Air Force	2/26/88

Most Assists

1.	28	Arkansas	12/5/18
2.	26	BYU	1/25/79
3.	25	Wisconsin-Green Bay	11/25/85
	25	BYU	2/21/80
5.	23	Southern Illinois	11/27/18
	23	Abilene Christian	11/24/15
7.	22	UTEP	1/10/81
8.	21	11 times - most recent: Boise State	2/18/14

Fewest Assists

1.	1	Ohio	12/22/90
	1	New Mexico	3/5/77
	1	Stanford	12/19/72
4.	2	New Mexico	2/14/75
	2	UTEP	2/23/74
	2	Denver	12/1/73
	2	Fresno State	12/23/72
	2	UTEP	1/8/72
	2	Utah State	12/30/71
10.	3	Eight times - most recent: Nevada	1/14/15

Most Steals

1.	17	BYU	1/28/06
	17	Sacramento State	11/28/00
3.	16	Texas A&M	11/26/96
4.	15	Florida Atlantic	11/18/02
5.	14	San Diego State	1/24/04
	14	BYU	2/10/03
7.	13	15 times - most recent: New Mexico	1/15/20

Fewest Steals

1.	0	New Mexico	2/21/87
	0	Air Force	2/13/87
	0	BYU	1/31/87
	0	San Diego State	1/10/87
	0	TCU	12/6/86
	0	New Mexico	1/21/84
	0	Colorado	12/8/82
	0	UTEP	1/10/80
	0	UTEP	3/3/77
	0	Stanford	12/29/76

Most Blocks

1.	10	Wyoming	1/7/95
2.	9	Arkansas	12/5/18
	9	Utah	2/18/09
	9	Fresno State	1/23/97
5.	8	New Mexico State	11/30/13
	8	Wyoming	1/25/03
	8	New Mexico	1/12/98
	8	Troy State	12/5/97
	8	Wyoming	2/19/94
	8	BYU	2/5/94
	8	UTEP	3/12/92
	8	Hawai'i	2/19/87
	8	San Diego State	2/4/84

Fewest Blocks

1.	0	65 times - most recent: Air Force	2/29/20
----	---	--------------------------------------	---------

Most Turnovers

1.	32	Utah	2/9/73
	32	Wyoming	2/5/72
3.	30	IPFW	11/16/02
	30	West Texas State	12/17/77
	30	Denver	1/4/75
6.	28	Seattle	11/20/99
	28	Chapman	12/6/74
8.	26	Southeast Missouri	12/21/93
	26	Northern Colorado	11/30/91
	26	Cal State Northridge	12/3/74

Fewest Turnovers

1.	4	South Dakota	12/16/18
	4	Colorado	12/8/82
3.	5	Nevada	2/6/19
	5	Wyoming	2/4/89
	5	Wisconsin-Green Bay	1/9/88
	5	UTEP	1/3/68
7.	6	10 times - most recent: Alcorn State	11/27/16

Most Fouls

1.	37	UNLV	1/26/04
2.	36	Florida Atlantic	11/18/02
	36	Oral Roberts	12/17/88
	36	Arizona State	2/24/78
5.	35	Manhattan	11/22/11
6.	33	Montana	11/9/12
	33	San Diego State	1/24/04
	33	Texas A&M-Kingsville	11/25/02
9.	32	CSU-Pueblo	2/4/86
	32	Portland State	11/29/75
	32	at TCU	12/22/73
	32	Loyola Chicago	1/6/68

Fewest Fouls

1.	8	Utah	1/16/86
	8	West Texas State	2/8/69
3.	9	San Jose State	1/21/98
	9	Arizona State	2/26/70
5.	10	UNLV	1/5/08
	10	San Diego State	2/10/07
	10	Seattle	11/20/99
	10	UTEP	2/9/91
9.	11	11 times - most recent: Utah State	2/11/20



Dorian Green scored 26 points to lead CSU to an 84-72 victory over Missouri in the 2013 NCAA Tournament

COLORADO STATE'S ALL-TIME POSTSEASON RESULTS

Tourney	Year	Opponent	Region	Round	Result	Site
NIT	2017	Charleston		First Round	W, 81-74	Fort Collins, Colo.
		CSU Bakersfield		Second Round	L, 63-81	Fort Collins, Colo.
NIT	2015	South Dakota State		First Round	L, 76-86	Fort Collins, Colo.
NCAA	2013	Missouri	Midwest (8)	Second Round	W, 84-72	Lexington, Ky.
		Louisville		Third Round	L, 56-82	Lexington, Ky.
NCAA	2012	Murray State	West (11)	Second Round	L, 41-58	Louisville, Ky.
NIT	2011	Fairfield		First Round	L, 60-62	Fort Collins, Colo.
CBI	2010	Morehead State		First Round	L, 60-74	Morehead, Ky.
NCAA	2003	Duke	West (14)	First Round	L, 57-67	Salt Lake City, Utah
NIT	1999	Mississippi State		First Round	W, 69-56	Fort Collins, Colo.
		Colorado		Second Round	W, 86-76	Fort Collins, Colo.
		Cal		Quarterfinals	L, 62-71	Oakland, Calif.
NIT	1998	Minnesota		First Round	L, 65-77	Minneapolis, Minn.
NIT	1996	Nebraska		First Round	L, 83-91	Fort Collins, Colo.
NCAA	1990	Alabama	West (10)	First Round	L, 54-71	Long Beach, Calif.
NCAA	1989	Florida	Midwest (10)	First Round	W, 68-46	Dallas, Texas
		Syracuse		Second Round	L, 50-65	Dallas, Texas
NIT	1988	New Orleans		First Round	W, 63-54	Fort Collins, Colo.
		Houston		Second Round	W, 71-61	Fort Collins, Colo.
		Arkansas State		Quarterfinals	W, 64-49	Fort Collins, Colo.
		Ohio State		Semifinals	L, 60-62	New York, N.Y.
		Boston College		Consolation	W, 58-57	New York, N.Y.
NCAA	1969	Dayton	Midwest	First Round	W, 52-50	Fort Worth, Texas
		Colorado		Regional Semifinals	W, 64-56	Manhattan, Kan.
		Drake		Elite Eight (Reg. Finals)	L, 77-84	Manhattan, Kan.
NCAA	1966	Houston	Midwest	First Round	L, 76-82	Wichita, Kan.
NCAA	1965	Oklahoma City	Midwest	First Round	L, 68-70	Lubbock, Texas
NCAA	1963	Oklahoma City	Midwest	First Round	L, 67-70	Lubbock, Texas
NIT	1962	Holy Cross		First Round	L, 71-72	New York, N.Y.
NIT	1961	St. Louis		First Round	L, 53-59	New York, N.Y.
NCAA	1954	Santa Clara	West	First Round	L, 50-73	Corvallis, Ore.
		Idaho State		Consolation	L, 57-62	Corvallis, Ore.

() - Denotes Seed | **Bold** indicates NCAA Tournament game

Santa Clara 73, Colorado State 50
1954 NCAA West Regional First Round • Corvallis, Ore.

Santa Clara	FG	FT	TP
Sears.....	5	1	11
Young.....	9	2	20
Boudrea.....	2	0	4
Robinson.....	0	0	0
Mount.....	0	1	1
Schoenstein.....	4	5	13
Benedetti.....	3	2	8
Gatzert.....	3	4	10
Simoni.....	2	0	4
Ball.....	0	2	2
Totals	28	17	73

Colorado St.	FG	FT	TP
Gregory.....	0	0	0
Kinard.....	1	2	4
Caylor.....	5	1	11
Vanderhoof.....	1	0	2
Bartran.....	0	0	0
Stuehm.....	6	6	18
Hibbard.....	0	0	0
Pivic.....	0	1	1
Betz.....	2	2	6
Bryant.....	2	2	6
Cates.....	0	0	0
Savoini.....	1	0	2
Totals	18	14	50

Halftime: Santa Clara 44, Colorado State 27

Idaho State 62, Colorado State 57
1954 NCAA West Regional Consolation Round • Corvallis, Ore.

Idaho State	FG	FT	TP
Beckham.....	9	3	21
Roh.....	3	9	15
Belkow.....	4	0	8
Bauer.....	1	4	6
Dakich.....	2	1	5
Connor.....	1	2	4
Hays.....	1	1	3
Totals	21	20	62

Colorado St.	FG	FT	TP
Pivic.....	5	3	13
Stuehm.....	4	3	11
Bartran.....	2	2	6
Caylor.....	3	0	6
Kinard.....	2	1	5
Betz.....	2	0	4
Bryant.....	2	0	4
Savoini.....	2	0	4
Hibbard.....	1	0	2
Vanderhoof.....	1	0	2
Cates.....	0	0	0
Totals	24	9	57

Halftime: Idaho State 26, Colorado State 21

Oklahoma City 70, Colorado State 67
1963 NCAA Midwest Regional First Round • Lubbock, Texas

Colorado St.	FG	FT	REB	PF	TP
Etheridge.....	1-8	2-2	15	4	4
Sigafoos.....	6-10	0-1	4	4	12
Green.....	6-15	7-8	12	5	19
Matthews.....	8-13	1-3	4	1	17
Anderson.....	5-10	0-1	3	1	10
Foster.....	0-0	0-1	1	2	0
Ellis.....	2-4	1-1	2	1	5
Team.....			7		
Totals	28-60	11-17	48	18	67

Okla. City	FG	FT	REB	PF	TP
Jackson.....	4-10	2-6	10	3	10
Miller.....	2-3	0-0	3	1	4
Johnston.....	4-12	3-5	9	3	11
Koper.....	8-21	1-1	6	1	17
Hill.....	8-13	3-7	0	4	19
Gibbson.....	0-0	1-2	1	0	1
Stephens.....	0-1	0-1	2	4	0
White.....	3-7	0-2	3	0	6
Heusman.....	1-3	0-0	0	2	2
Hopkins.....	0-0	0-0	0	0	0
Team.....			1		
Totals	30-70	10-24	44	18	70

Halftime: Colorado State 42, Oklahoma City 31.
Officials: Lawson and Watson.

Oklahoma City 70, Colorado State 68
1965 NCAA Midwest Regional First Round • Lubbock, Texas

Colorado St.	FG	FT	REB	PF	TP
Wright.....	4-14	0-0	4	4	8
Key.....	1-2	0-0	4	1	2
Bustion.....	13-26	4-6	20	2	30
Vidakovich.....	6-13	1-1	1	4	13
Foster.....	1-4	1-4	3	2	3
Davidson.....	0-2	0-0	3	1	0
Westoby.....	6-9	0-0	1	2	12
Totals	31-70	6-11	36	16	68

Okla. City	FG	FT	REB	PF	TP
Hopkins.....	1-7	5-7	9	4	7
Hunter.....	10-17	4-4	11	0	24
Ware.....	3-13	0-1	17	3	6
Gray.....	9-20	2-4	2	1	20
Wells.....	4-10	5-7	5	2	13
Totals	27-67	16-23	44	10	70

Halftime: Oklahoma City 36, Colorado State 32.
Officials: Elliott and Hagerty. Attendance: 4,500.

Houston 82, Colorado State 76
1966 NCAA Midwest Regional First Round • Wichita, Kan.

Colorado St.....	FG	FT	REB	PF	TP
Vidakovich.....	7-12	0-0	5	4	14
Wright.....	8-16	1-2	6	4	17
Rule.....	7-18	4-6	7	5	18
Schlueter.....	3-7	4-5	19	4	10
Fines.....	5-6	1-1	1	4	11
Greene.....	1-2	0-0	0	0	2
Good.....	1-2	0-0	2	0	2
Montel.....	1-5	0-0	1	0	2
Robinson.....	0-0	0-0	0	0	0
Team.....			2		
Totals	33-68	10-14	43	21	76

Houston	FG	FT	REB	PF	TP
Ballard.....	4-7	5-5	3	1	13
Hamood.....	9-17	5-7	1	1	23
Hayes.....	8-15	2-5	12	5	18
Chaney.....	3-12	1-2	11	1	7
Lentz.....	3-11	3-4	6	2	9
Grider.....	2-2	0-1	3	0	4
Kruse.....	4-9	0-0	5	1	8
Apolskis.....	0-1	0-3	2	0	0
Team.....			4		
Totals	33-74	16-27	47	11	82

Halftime: Houston 44, Colorado State 35.
Officials: Scott and Kortez. Attendance: 9,045.

Colorado State 52, Dayton 50
1969 NCAA Midwest Regional First Round • Fort Worth, Texas

Colorado St.....	FG	FT	REB	PF	TP
Shegogg.....	4-12	4-4	7	3	12
Weems.....	2-6	1-1	5	5	5
Davis.....	2-4	0-2	9	5	4
L. Kerr.....	6-16	5-4	4	0	17
F. Kerr.....	3-7	5-7	8	0	11
Meeker.....	0-0	0-0	1	0	0
Ash.....	1-3	0-0	1	2	2
Peden.....	0-0	0-0	0	0	0
Stockham.....	0-0	1-2	0	1	1
Team.....			3		
Totals	18-48	16-23	38	16	52

Dayton	FG	FT	REB	PF	TP
May.....	6-10	1-3	5	2	13
Sadler.....	6-14	2-4	6	3	14
Obrovac.....	5-6	2-7	9	4	12
Jim Gottschall.....	0-2	0-0	1	2	0
Jerry Gottschall.....	1-7	0-0	2	3	2
Janky.....	1-3	1-2	5	3	3
Turnwald.....	3-7	0-0	2	2	6
Crosswhite.....	0-1	0-0	1	0	0
Team.....			6		
Totals	22-50	6-16	37	19	50

Halftime: Colorado State 27, Dayton 23.
Officials: Lambert and Evans.

Colorado State 64, Colorado 56
1969 NCAA Midwest Regional Second Round • Manhattan, Kan.

Colorado St.....	FG	FT	REB	PF	TP
Weems.....	0-2	0-0	4	4	0
Shegogg.....	9-18	2-3	9	4	20
Davis.....	3-5	4-6	13	5	10
L. Kerr.....	4-17	4-8	9	1	12
F. Kerr.....	4-6	6-9	3	1	14
Meeker.....	1-3	1-3	3	1	3
Stockham.....	1-1	1-2	0	2	3
Peden.....	0-0	2-3	0	0	2
Team.....			9		
Totals	22-55	20-34	50	18	64

Colorado.....	FG	FT	REB	PF	TP
Wedgeworth.....	1-9	2-2	10	2	4
Coleman.....	0-5	1-7	9	0	1
Meely.....	11-26	10-14	11	4	32
Tope.....	1-6	1-1	0	5	3
Mitchell.....	5-16	0-0	2	3	10
Erfert.....	2-4	0-0	4	2	4
Richardson.....	1-3	0-0	3	3	2
Kern.....	0-0	0-0	1	4	0
Hutchinson.....	0-0	0-0	0	0	0
Jameson.....	0-1	0-0	0	0	0
Smith.....	0-0	0-0	0	1	0
Maulsby.....	0-0	0-0	0	0	0
Team.....			13		
Totals	21-70	14-24	53	24	56

Halftime: Colorado State 28, Colorado 27.
Officials: Honzo and DiTamasso. Attendance: 5,500.

Drake 84, Colorado State 77
1969 NCAA Midwest Regional Elite Eight • Manhattan, Kan.

Colorado St.....	FG	FT	REB	PF	TP
Weems.....	2-7	0-0	9	4	4
Shegogg.....	1-7	6-6	2	5	8
Davis.....	2-4	9-10	16	4	13
L. Kerr.....	5-15	2-2	8	2	12
F. Kerr.....	8-17	5-7	6	4	21
Stockham.....	0-0	0-0	0	0	0
Meeker.....	0-0	0-0	0	1	0
Peden.....	7-10	5-6	1	2	19
Team.....			10		
Totals	25-60	27-31	52	22	77

Drake.....	FG	FT	REB	PF	TP
Pulliam.....	5-14	3-4	3	4	13
Williamas.....	2-8	0-0	5	3	4
Wise.....	4-11	8-12	7	4	16
McCarter.....	9-23	3-3	5	4	21
Draper.....	5-11	1-1	4	4	11
Odom.....	4-5	2-3	6	1	10
Zeller.....	4-5	1-2	3	2	9
Gwin.....	0-1	0-0	1	0	0
Team.....			5		
Totals	33-78	18-25	39	22	84

Halftime: Drake 38, Colorado State 37.
Officials: Honzo and DiTomasso. Attendance: 7,000.

GENERAL

THE RAMS

2019-20 REVIEW

HISTORY

UNIVERSITY

OPPONENTS

Colorado State 68, Florida 46

1989 NCAA Midwest Regional First Round • Dallas, Texas

Colorado St.....	FG	3FG	FT	Reb	PF	AT	TP
Durham-f.....	7-13	0-0	2-4	4	1	1	16
Anderson-f.....	3-4	1-2	2-2	2	1	3	9
Friehauf-c.....	1-4	0-0	1-5	2	3	5	3
Tribelhorn-g.....	7-12	4-6	2-2	1	0	2	20
Shippen-g.....	2-3	2-2	2-2	4	0	3	8
Michael.....	0-0	0-0	0-0	0	0	1	0
Tryon.....	1-4	0-1	0-1	4	2	1	2
Molyneaux.....	0-0	0-0	0-1	0	0	0	0
Hines.....	0-1	0-0	2-2	1	0	0	2
Larson.....	1-1	0-0	0-0	1	0	0	2
Sharp.....	1-1	0-0	0-0	4	2	0	2
Manna.....	1-1	0-0	2-2	1	1	0	4
Totals	24-44	7-11	13-21	26	10	16	68

Florida	FG	3FG	FT	Reb	PF	AT	TP
Chatman-f.....	4-12	0-1	0-0	7	2	2	8
Kerr-f.....	1-4	0-1	0-0	2	4	0	2
Schintzius-c.....	7-13	0-0	0-0	8	3	3	14
Garcia-g.....	2-4	0-1	0-0	1	2	3	4
Lett-f.....	1-7	1-5	0-0	2	2	4	3
Ramirez.....	0-1	0-1	0-0	0	0	0	0
Turner.....	0-0	0-0	0-0	0	1	0	0
Hogan.....	1-4	0-3	0-0	2	2	2	2
McKinnon.....	1-4	0-1	2-2	0	1	0	4
Davis.....	4-5	0-0	1-2	6	3	0	9
Totals	21-54	1-13	3-4	31	20	14	46

Halftime: Colorado State 31, Florida 22.
Attendance: 8,711.

Syracuse 63, Colorado State 50

1989 NCAA Midwest Regional Second Round • Dallas, Texas

Syracuse.....	FG	3FG	FT	Reb	PF	AT	TP
Durham-f.....	3-6	0-1	1-4	6	4	4	7
Anderson-f.....	5-7	0-1	5-6	2	3	1	15
Friehauf-c.....	2-6	0-0	0-0	4	2	0	4
Tribelhorn-g.....	3-10	2-5	1-2	2	4	1	9
Shippen-g.....	2-3	1-2	0-0	3	3	1	5
Michael.....	0-0	0-0	0-0	1	1	0	0
Tryon.....	0-4	0-1	0-0	1	1	0	0
Hines.....	1-2	0-0	2-2	1	2	0	4
Sharp.....	3-5	0-0	0-0	5	2	3	6
Team				8			
Totals	19-43	3-10	9-14	32	23	10	50

Syracuse.....	FG	3FG	FT	Reb	PF	AT	TP
Owens-f.....	2-8	0-0	2-2	6	4	3	6
Thompson-f.....	9-11	0-0	3-8	3	2	0	21
Manning-c.....	0-1	0-0	0-0	3	1	0	0
Roe-g.....	4-9	2-5	1-2	2	1	1	11
Dougalas-g.....	3-7	0-2	5-6	2	2	8	11
Carey.....	0-0	0-0	0-0	0	0	0	0
Palmer.....	0-0	0-0	0-0	0	0	0	0
Bartelstein.....	0-0	0-0	0-0	0	0	0	0
Johnson.....	0-1	0-0	0-0	1	0	0	0
Harried.....	2-2	0-0	0-1	1	2	0	4
Coleman.....	6-8	0-0	0-2	7	2	2	12
Team				8			
Totals	26-47	2-7	11-21	33	14	14	65

Halftime: Syracuse 38, Colorado State 28.
Attendance: 10,683.

Alabama 71, Colorado State 54

1990 NCAA West Regional First Round • Long Beach, Calif.

Colorado St.....	FG	3FG	FT	Reb	PF	AT	TP
Mitchell-f.....	11-20	1-4	3-8	5	2	2	24
Anderson-f.....	0-1	0-0	0-0	1	4	1	0
Friehauf-c.....	0-3	0-0	1-2	4	2	3	1
Meredith-g.....	5-8	5-7	0-0	1	1	2	15
Tryon-g.....	4-11	0-3	0-0	4	2	0	8
Polk.....	0-1	0-1	0-0	0	0	4	0
Wilson.....	0-0	0-0	0-0	0	1	1	0
Jordan.....	1-2	0-0	2-2	3	2	2	4
Molyneaux.....	0-1	0-0	0-2	0	1	1	0
Hines.....	0-1	0-0	0-0	0	0	0	0
Sharp.....	1-1	0-0	0-0	1	1	2	2
Totals	22-49	6-15	4-9	23	19	18	54

Alabama	FG	3FG	FT	Reb	PF	AT	TP
Horry-f.....	10-14	6-8	1-3	3	2	1	27
Cheatum-f.....	3-5	0-0	0-0	1	1	2	6
Benoit-c.....	3-6	0-0	0-0	7	2	3	6
Waites-g.....	0-0	0-0	0-0	3	4	0	0
Sanders.....	7-10	2-3	2-3	4	5	0	18
Rice.....	0-0	0-0	2-2	1	0	0	2
Brown.....	1-1	0-0	0-0	0	0	1	2
Lancaster.....	1-1	0-0	0-0	0	0	0	2
Rich.....	0-0	0-0	0-0	0	0	0	0
Campbell.....	0-0	0-0	0-0	0	0	0	0
Lawrence.....	0-0	0-0	0-0	0	1	0	0
Askins.....	0-2	0-0	0-0	1	0	4	0
Webb.....	3-6	0-0	2-3	2	1	3	8
Totals	28-45	8-11	7-11	22	16	14	71

Halftime: Alabama 33, Colorado State 22.
Officials: Jody Silvester, TomLopes, Steve Weimer.

Duke 67, Colorado State 57

2003 NCAA West Regional First Round • Salt Lake City, Utah

Colorado St.....	FG	3FG	FT	O-D-T	PF	TP	A	T	O	B	S	Mn
Greene-f.....	3-15	0-0	8-8	3-7-10	5	14	1	0	0	3	35	
Williams-f.....	1-1	0-0	2-3	2-1-3	4	4	1	3	1	0	10	
Burke-c.....	0-1	0-0	0-0	0-0-0	2	0	0	1	1	0	6	
Birley-g.....	3-7	3-7	0-0	0-2-2	1	9	2	2	0	0	35	
Johnson-g.....	0-1	0-1	0-2	0-2-0	0	0	2	2	0	0	31	
Stevens.....	0-2	0-1	0-1	0-1-1	0	0	0	0	0	0	15	
Clark.....	0-1	0-0	0-0	0-1-1	4	0	0	4	1	1	7	
Morris.....	3-8	0-2	3-3	1-0-1	0	9	2	2	0	0	30	
Nelson.....	8-18	0-0	5-5	4-4-8	3	21	0	5	1	1	31	
Team				1-6-7								
Totals	18-54	3-11	18-22	11-24-35	19	57	8	19	4	5	200	

Duke.....	FG	3FG	FT	O-D-T	PF	TP	A	T	O	B	S	Mn
Redick-f.....	4-8	0-3	8-9	0-2-2	1	16	1	2	0	1	36	
Williams-f.....	2-8	0-0	5-6	6-6-12	3	9	0	5	3	1	16	
Jones-f.....	7-16	2-5	7-8	1-5-6	5	23	0	3	0	3	27	
Ewing-g.....	3-8	1-1	0-0	0-4-4	4	7	1	1	0	0	35	
Duhon-g.....	2-8	1-3	0-0	0-3-3	1	5	1	1	0	4	40	
Horvath.....	0-3	0-1	1-2	1-3-4	2	1	0	0	0	0	16	
Dockery.....	0-1	0-0	0-0	1-1-2	2	0	0	1	0	1	6	
Sanders.....	1-2	0-0	4-6	3-2-5	5	6	1	1	5	0	24	
Team				1-1-2								
Totals	19-54	4-13	25-31	13-27-40	23	67	4	16	8	10	200	

Officials: Reggie Greenwood, Mike Thibodeaux, Steven Skiles.
Technical fouls: CSU Bench. Attendance: 14,568

Score by Periods	1st	2nd	Total
Colorado State	30	27	57
Duke	36	31	67

Murray State 58, Colorado State 41
2012 NCAA West Regional Second Round • Louisville, Ky.

Colorado St.....	FG	3FG	FT	O-D-T	PF	TP	A	T	B	S	Mn
Eikmeier-G.....	4-12	1-5	1-1	1-2-3	2	10	0	1	0	2	35
Green-G.....	0-6	0-2	0-0	2-3-5	2	0	0	5	0	0	35
Hornung-F.....	6-7	0-1	0-0	7-10-17	5	12	0	3	0	2	31
Sabas-G.....	0-4	0-2	0-0	0-1-1	2	0	2	0	0	0	26
Bell-F.....	1-2	0-0	2-2	1-0-1	2	4	1	2	1	0	21
Carr.....	4-11	1-3	2-4	0-8-8	3	11	4	5	0	2	29
Smith, G.....	1-3	1-1	0-0	0-1-1	5	3	0	2	0	0	11
Smith, D.....	0-3	0-0	1-2	0-2-2	1	1	0	1	0	0	9
Mann.....	0-0	0-0	0-0	0-0-0	2	0	0	0	0	0	2
Calcaterra.....	0-0	0-0	0-0	0-0-0	0	0	0	0	0	0	1
Team.....				1-1-2							
Totals.....	16-48	3-14	6-9	12-28-40	22	41	7	22	1	6	200

Murray St.....	FG	3FG	FT	O-D-T	PF	TP	A	T	B	S	Mn
Canaan-G.....	4-13	1-6	6-8	3-4-7	1	15	2	2	0	1	36
Poole-G.....	5-11	2-6	1-2	0-2-2	1	13	1	2	1	1	32
Aska-F.....	1-7	0-0	4-6	2-6-8	2	6	1	0	1	1	31
Daniel-F.....	3-4	0-0	0-2	2-4-6	1	6	1	0	1	4	31
Long-G.....	2-5	0-1	2-4	3-1-4	2	6	2	2	1	1	26
Jackson.....	3-7	1-2	0-0	0-2-2	1	7	2	1	0	1	20
Mushatt.....	1-3	0-1	0-4	0-2-2	0	2	0	0	1	0	17
Wilson.....	1-1	1-1	0-0	0-1-1	0	3	0	0	0	0	7
Team.....				0-0-0							
Totals.....	20-51	5-17	13-26	10-22-32	8	58	9	8	5	9	200

Officials: Michael Stephens, Sean Corbin, Earl Watson
 Technical fouls: None. Attendance: 16,069

Score by Periods	1st	2nd	Total
Murray State	23	35	58
Colorado State	24	17	41

Colorado State 84, Missouri 72
2013 NCAA Midwest Regional Second Round • Lexington, Ky.

Missouri.....	FG	3FG	FT	O-D-T	PF	TP	A	T	B	S	Mn
Bowers-F.....	3-7	0-1	1-2	1-3-4	4	7	3	0	1	1	31
Oriakhi-F.....	6-6	0-0	4-4	1-1-2	4	16	0	1	2	1	33
Pressey-G.....	7-19	3-6	3-4	0-1-1	4	20	7	1	0	3	38
Bell-G.....	0-2	0-1	0-0	0-2-2	1	0	1	1	0	0	12
Brown-G.....	3-10	3-9	5-5	0-1-1	4	14	0	1	0	0	28
Criswell.....	0-1	0-1	0-0	0-4-4	2	0	1	0	0	0	15
Bull.....	0-0	0-0	0-0	0-0-0	0	0	0	0	0	0	0+
Webster-Chan.....	2-3	0-1	0-0	0-1-1	1	4	0	0	0	0	14
Ross.....	3-8	1-4	4-4	1-2-3	4	11	1	1	0	1	28
Jankovic.....	0-1	0-0	0-0	0-0-0	0	0	0	0	0	0	1
Team.....				0-1-1							
Totals.....	24-57	7-23	17-19	3-16-19	24	72	13	5	3	6	200

Colorado St.....	FG	3FG	FT	O-D-T	PF	TP	A	T	B	S	Mn
Hornung-F.....	2-2	0-0	2-2	4-4-8	0	6	2	4	0	0	39
Smith-F.....	5-10	1-1	1-4	0-0-0	3	12	2	2	1	0	26
Iverson-F.....	1-3	0-0	2-2	5-8-13	5	4	1	1	1	0	23
Eikmeier-G.....	3-8	2-4	3-3	0-3-3	4	11	2	4	0	0	30
Green-G.....	6-13	3-5	11-12	0-2-2	1	26	2	1	0	1	34
Bejarano.....	4-7	1-3	0-0	0-1-1	1	9	0	0	0	0	16
Octeus.....	3-7	0-1	6-8	0-6-6	1	12	1	2	1	0	24
Santo.....	1-1	0-0	2-2	1-2-3	2	4	0	0	0	0	8
Team.....				2-4-6							
Totals.....	25-51	7-14	27-33	12-30-42	17	84	10	14	3	1	200

Officials: Lamont Simpson, Brian O'Connell, Chris Beaver
 Technical fouls: None. Attendance: 16,632

Score by Periods	1st	2nd	Total
Missouri	38	34	72
Colorado State	47	37	84

Louisville 82, Colorado State 56
2013 NCAA Midwest Regional Third Round • Lexington, Ky.

Colorado St.....	FG	3FG	FT	O-D-T	PF	TP	A	T	B	S	Mn
Hornung-F.....	1-2	0-0	0-0	0-1-1	3	2	1	1	1	0	23
Smith-F.....	4-5	1-1	5-6	2-0-2	2	14	0	4	0	0	22
Iverson-F.....	3-5	0-0	3-6	2-5-7	3	9	2	2	2	0	31
Eikmeier-G.....	4-6	0-0	1-2	0-1-1	3	9	1	4	0	0	21
Green-G.....	2-13	2-5	0-1	0-3-3	3	6	0	3	1	0	37
Bejarano.....	4-6	2-4	0-0	3-4-7	3	10	0	3	0	0	29
Octeus.....	1-2	0-1	4-6	0-1-1	2	6	0	1	0	0	26
De Ciman.....	0-1	0-1	0-0	0-0-0	0	0	0	1	0	0	3
Santo.....	0-0	0-0	0-0	0-0-0	0	0	0	0	0	0	8
Team.....				0-2-2							
Totals.....	19-40	5-12	13-21	7-17-24	19	56	4	20	4	0	200

Louisville.....	FG	3FG	FT	O-D-T	PF	TP	A	T	B	S	Mn
Behanan-F.....	2-4	0-0	1-1	1-2-3	2	5	1	1	0	0	20
Dieng-C.....	6-6	0-0	0-0	2-1-3	3	12	0	2	1	2	25
Smith-G.....	7-15	4-7	9-10	0-3-3	3	27	2	1	0	2	32
Siva-G.....	5-14	0-1	0-0	0-3-3	1	10	5	2	0	2	32
Blackshear-G.....	2-2	1-1	1-2	1-3-4	4	6	0	0	0	0	20
Ware.....	1-4	0-0	2-2	0-2-2	1	4	5	0	0	2	17
Hancock.....	2-2	0-0	1-1	0-0-0	4	5	0	2	1	1	19
Henderson.....	0-0	0-0	0-0	0-0-0	0	0	0	0	0	0	0+
Harrell.....	5-7	0-0	1-2	3-1-4	2	11	1	0	0	0	20
Van Treese.....	1-1	0-0	0-0	2-1-3	4	2	0	1	0	2	15
Team.....				1-3-4							
Totals.....	31-55	5-9	15-18	10-19-29	24	82	14	9	2	11	200

Officials: Randall McCall, Les Jones, Brian O'Connell
 Technical fouls: None. Attendance: 20,601

Score by Periods	1st	2nd	Total
Colorado State	31	25	56
Louisville	45	37	82



Wes Eikmeier

Colorado State 100-Point Games – 31-0

(WAC: 2-0 / WAC Tourn: 1-0 / MW 2-0)

Home: 29-0 / Neutral: 2-0

5-0 Glenn Morris Field House / 24-0 Moby Arena / 2-0 Neutral Site

12/28/1953	PORTLAND	W	102-62
1/2/1960	ARIZONA	W	103-64
2/1/1963	MONTANA STATE	W	100-83
2/29/1964	IDAHO STATE	W	101-74
12/12/1964	CHAPMAN	W	101-66
1/24/1966	NEW MEXICO STATE	W	109-70
<i>First game at CSU Auditorium/Moby Arena</i>			
12/4/1969	MONTANA	W	100-77
12/12/1970	WEST TEXAS STATE	W	117-93
* 2/19/1971	UTAH	W	101-86
12/11/1971	AIR FORCE	W	109-75
12/21/1971	TCU	W	109-78
12/17/1976	UC SAN DIEGO	W	101-58
12/17/1977	WEST TEXAS STATE	W	101-70
* 2/24/1978	ARIZONA STATE	W	100-91
12/17/1988	ORAL ROBERTS	W	102-89
11/24/1990	CAL ST. NORTHRIDGE	W	104-79
12/20/1991	FORT LEWIS	W	113-80
12/28/1992	FORT LEWIS	W	119-79
11/27/1993	WEST TEXAS A&M	W	102-62
12/21/1993	SOUTHEAST MISSOURI	W	104-72
12/30/1993	FORT LEWIS	W	106-65
^ 3/7/1996	vs BYU	W	100-84
11/20/1997	NORTHERN COLORADO	W	108-47
11/18/2000	SOUTHERN OREGON	W	101-58
* 3/3/2003	SAN DIEGO STATE	W	102-89
12/28/2005	CU-COLO. SPRINGS	W	106-80
12/8/2013	SOUTHWEST OKLA. ST.	W	109-55
% 11/24/2015	ABILENE CHRISTIAN	W-2ot	108-100
@ 11/7/2018	COLORADO CHRISTIAN	W	100-66
# 12/21/2019	vs. Tulsa	W-3ot	111-104
* 1/15/2020	NEW MEXICO	W	105-72

* WAC/MW Conference Game

^ WAC Tournament

% Corpus Christi Coastal Classic (two home site games)

@ Gulf Coast Showcase (one home site game)

BOK Showcase (Tulsa, Ok.)

Opponent 100-Point Games – 2-15

(WAC: 0-6 / MW: 0-3)


Home: 1-4 / Away: 0-11 / Neutral: 1-0

3/8/1958	at Utah	L	79-105
12/8/1967	IDAHO STATE	L	89-100
2/12/1971	at Arizona State	L	85-103
* 2/26/1972	at #7 BYU	L	85-105
* 2/28/1975	at #19 Arizona	L	97-107
* 3/1/1975	at #9 Arizona State	L	80-104
* 3/2/1978	at #8 New Mexico	L	88-111
12/3/1979	at Iowa	L	66-113
* 1/19/1980	at #18 BYU	L	82-104
* 2/21/1980	#14 BYU	L	86-111
12/20/1986	at Oklahoma	L	62-108
12/23/2000	at Colorado	L	86-109
% 11/24/2015	ABILENE CHRISTIAN	W-2ot	108-100
* 2/28/2018	NEW MEXICO	L	87-108
* 1/23/2019	at #7 Nevada	L	60-100
* 3/5/2019	UTAH STATE	L-ot	96-100
# 12/21/2019	vs. Tulsa	W-3ot	111-104


* WAC/MW Conference Game

% Corpus Christi Coastal Classic (two home site games)


BOK Showcase (Tulsa, Ok.)



Gary Rhoades



Larry Paige



Damon Crawford

All-Time Overtime – 94 overtime games**Overall: 45-49**

	1-ot	2-ot	3-ot	Tot	MW
Home:	18-17	7-4	0-1	25-22	4-8
Road:	13-21	1-1	1-1	15-23	2-3
Neutral:	4-2	0-2	1-0	5-4	1-0 [^]
Totals	35-40	8-7	2-2	45-49	7-11

	Date	Oppt/Loc	Res.	Score
	2/10/1922	at Wyoming	L-ot	16-18
*	1/9/1953	MONTANA	W-ot	93-86
*	1/10/1953	UTAH STATE	W-ot	78-76
	2/24/1956	at New Mexico	W-ot	75-67
	12/12/1959	at Regis	L-ot	56-61
	12/8/1962	UCLA	W-ot	66-65
	12/21/1962	at UTEP	W-ot	64-62
	2/15/1964	UTAH STATE	L-ot	84-85
#	12/4/1964	vs Air Force	W-ot	68-66
	2/13/1965	at Denver	L-ot	60-65
	1/14/1967	at Wyoming	L-ot	72-75
##	12/2/1968	vs Denver	W-ot	71-66
	12/6/1968	PACIFIC	W-2ot	78-77
	1/24/1970	at Denver	W-3ot	82-80
*	2/20/1971	BYU	L-2ot	92-98
*	2/12/1972	at New Mexico	L-ot	75-77
	12/2/1972	CAL POLY	W-ot	87-79
*	1/5/1973	at #15 BYU	W-ot	93-86
*	2/9/1973	UTAH	L-ot	65-69
	2/18/1975	at Air Force	W-ot	72-71
	12/18/1975	FRESNO STATE	W-ot	73-70
*	1/15/1977	at Utah	L-ot	64-67
*	1/22/1977	WYOMING	L-ot	64-74
	12/23/1977	at Pacific	L-ot	86-90
&	12/30/1977	vs Oregon State	W-ot	49-44
	11/24/1978	at Portland State	W-ot	82-81
*	1/5/1980	at Hawaii	L-ot	78-80
*	1/10/1980	UTEP	L-ot	66-67
*	2/7/1980	at New Mexico	L-ot	79-80
*	3/3/1980	WYOMING	L-ot	64-67
	12/5/1981	at Oklahoma State	L-ot	71-73
	12/19/1981	at Colorado	L-ot	53-54
	12/23/1981	NEBRASKA	W-ot	58-51
*	1/16/1982	at Air Force	W-ot	57-49
*	1/8/1983	AIR FORCE	W-ot	56-52
	12/22/1983	IOWA STATE	L-ot	58-59
+	12/28/1984	vs Cal State Fullerton	L-ot	64-66
	1/12/1985	NEBRASKA	L-2ot	78-88
*	2/16/1985	at Utah	W-ot	90-87
^	3/4/1985	HAWAII	W-ot	73-68
	12/11/1986	COLORADO	W-ot	67-64
*	1/2/1987	at BYU	L-ot	67-75
*	1/22/1987	at UTEP	L-ot	70-74
*	2/14/1987	WYOMING	L-3ot	78-81
*	2/5/1988	at Air Force	L-3ot	67-71
	12/30/1988	MONTANA	W-ot	68-66
*	1/26/1989	at New Mexico	L-ot	62-65
*	1/25/1992	BYU	L-ot	74-79
*	1/21/1993	at New Mexico	W-ot	67-65
*	2/5/1994	BYU	L-ot	70-72
	11/26/1994	SIMON FRASER	W-2ot	94-90
	12/20/1995	at East Carolina	L-ot	72-80
*	1/18/1996	at #15 Utah	L-2ot	82-86
*	2/3/1996	at Air Force	W-2ot	91-89
*	1/18/1997	at San Diego State	W-ot	93-90

	Date	Oppt/Loc	Res.	Score
*	2/6/1997	at Wyoming	L-ot	65-67
	12/10/1997	at Texas A&M	W-ot	86-82
*	2/21/1998	WYOMING	L-ot	64-69
	11/28/1998	EASTERN MICHIGAN	W-ot	78-73
*	1/16/1999	#20 TCU	L-ot	89-92
*	1/13/2001	WYOMING	L-ot	69-70
*	1/27/2001	at New Mexico	L-ot	71-72
*	2/9/2002	WYOMING	L-ot	69-72
	2/11/2002	MICHIGAN	W-ot	70-66
*	2/18/2002	UNLV	L-ot	91-96
*	3/2/2002	BYU	W-ot	79-75
^	3/14/2003	vs BYU	W-ot	86-80
*	1/24/2004	SAN DIEGO STATE	W-2ot	92-82
*	1/26/2004	UNLV	W-ot	89-83
*	1/31/2004	WYOMING	W-ot	75-74
	11/30/2004	at Auburn	L-ot	76-79
*	2/19/2005	SAN DIEGO STATE	W-ot	93-88
*	2/26/2005	WYOMING	W-2ot	96-94
*	2/15/2006	at Utah	W-ot	69-61
	11/14/2006	vs Baylor	L-2ot	82-87
	1/8/2008	OKLA. PANHANDLE	L-ot	91-97
*	1/18/2009	UTAH	L-ot	79-89
*	2/28/2009	NEW MEXICO	L-2ot	79-81
	11/29/2009	SAN FRANCISCO	W-2ot	91-75
	12/8/2010	at Colorado	L-ot	83-90
%	11/22/2011	MANHATTAN	W-ot	91-86
*	1/14/2012	TCU	W-2ot	95-89
*	1/12/2013	at San Diego State	L-ot	72-79
	12/27/2014	at New Mexico State	W-ot	58-57
!	11/24/2015	ABILENE CHRISTIAN	W-2ot	108-100
!	11/28/2015	vs UTEP	L-2ot	90-99
*	1/9/2016	at San José State	W-ot	85-84
*	2/10/2016	BOISE STATE	W-2ot	97-93
*	2/28/2016	at Nevada	L-ot	80-87
*	1/6/2018	FRESNO STATE	L-ot	79-82
*	1/31/2018	WYOMING	L-2ot	85-91
*	3/5/2019	UTAH STATE	L-ot	96-100
@	11/25/2019	vs. New Mexico State	L-ot	70-78
#	12/21/2019	vs. Tulsa	W-3ot	111-104

* WAC/Mountain West Conference Game

^ WAC/Mountain West Tournament Game

Mile High Classic (Denver, Colo.)

Pan American Center Dedication Tournament (Las Cruces, N.M.)

& Far West Classic (Portland, Ore.)

+ Nevada-Reno Wolfpack Classic (Reno, Nev.)

% NIT Season Tip-off Consolations (Fort Collins, Colo.)

! Corpus Christi Coastal Classic (two home site games, two games Corpus Christi, Texas)

@ Cayman Islands Classic (Grand Cayman)

BOK Showcase (Tulsa, Okla.)

GENERAL

THE RAMS

2019-20 REVIEW

HISTORY

UNIVERSITY

OPPONENTS

Rallies and Losses since 1965-66 (of those where play-by-plays are available):

Trailed and Won: 630 games

Never Trailed: 167 games

Led and Lost: 547 games

Never Led: 152 games

Largest Margins Trailed By Before A Win (64 of 10+ points)

Rk	Opponent	Date	Result	Score	Trailing Margin, Time
1.	* at Wyoming	2/15/2020	W	77-70	trailed by 19, 2nd-14:06
2.	* UNLV	2/7/2015	W	83-82	trailed by 18, 1st-11:58
3.	FRESNO STATE	1/23/1997	W	80-79	trailed by 17, 1st-10:54
4.	# vs Hawaii	11/24/2001	W	61-59	trailed by 16, 2nd-16:53
	* UNLV	2/29/2012	W	66-59	trailed by 16, 2nd-16:28
	* UTEP	1/13/1996	W	66-62	trailed by 16, 1st-1:33
7.	* at San Jose State	12/30/2017	W	59-52	trailed by 15, 1st-3:49
	^ vs BYU	3/14/2003	W-ot	86-80	trailed by 15, 1st-3:03
9.	COLORADO	11/30/1988	W	73-72	trailed by 14, 2nd-18:41
	@ WINTHROP	11/14/2017	W	80-76	trailed by 14, 2nd-15:06
	* NEW MEXICO	1/12/1989	W	64-62	trailed by 14, 1st-4:54
	* BOISE STATE	12/31/2014	W	71-65	trailed by 14, 1st-13:04
	at Loyola Marymount	11/16/2019	W	74-64	trailed by 14, 1st-8:03
	* SAN DIEGO STATE	2/19/2005	W-ot	93-88	trailed by 14, 1st-7:04
	at South Florida	12/22/2003	W	66-65	trailed by 14, 1st-6:12
	* BYU	3/2/2002	W-ot	79-75	trailed by 14, 1st-4:54
	NORTHERN COLORADO	11/22/2004	W	76-68	trailed by 14, 1st-3:24
18.	at Texas A&M	12/10/1997	W-ot	86-82	trailed by 13, 2nd-5:44
	* at San Diego State	1/28/2017	W	78-77	trailed by 13, 2nd-18:37
	UTAH STATE	2/21/1977	W	75-67	trailed by 13, 1st-9:24
	^ vs San Diego State	3/10/2017	W	71-63	trailed by 13, 1st-14:41
	* SAN DIEGO STATE	2/25/2017	W	56-55	trailed by 13, 1st-6:23
	* WYOMING	1/4/2011	W	73-60	trailed by 13, 1st-5:10
24.	10 times -trailed by 12 - most recent: & vs Loyola Chicago	11/26/2019	W	61-60	trailed by 12, 2nd-9:28

Largest Margins Led By Before A Loss (72 of 10+ points)

1.	* WYOMING	2/9/2002	L-ot	69-72	lost 22, 2nd-0:48
2.	ARKANSAS STATE	11/20/2019	L	78-80	lost 17, 2nd-16:22
	* WYOMING	2/27/2008	L	67-77	lost 17, 1st-7:06
	% vs UTEP	11/28/2015	L-2ot	90-99	lost 17, 1st-1:36
5.	* WYOMING	1/31/2018	L-2ot	85-91	lost 16, 2nd-5:31
	* at Wyoming	1/17/1970	L	77-79	lost 16, 1st-7:45
7.	* BYU	1/28/1993	L	63-70	lost 15, 2nd-14:30
	^ vs. Utah State	3/7/2018	L	65-76	lost 15, 1st-11:22
9.	* at San Diego State	2/7/1985	L	72-75	lost 14, 2nd-15:46
	at North Texas	12/6/1988	L	50-52	lost 14, 2nd-15:46
	at East Carolina	12/20/1995	L-ot	72-80	lost 14, 2nd-15:26
	* WYOMING	1/15/1970	L	87-88	lost 14, 2nd-14:06
	* WYOMING	1/22/1977	L-ot	64-74	lost 14, 2nd-10:53
	CAL STATE LOS ANGELES	1/2/1971	L	75-77	lost 14, 1st-9:02
	* WYOMING	3/3/1980	L-ot	64-67	lost 14, 1st-6:55
	* UTAH	2/9/1973	L-ot	65-69	lost 14, 1st-2:35
	* at #18 UTEP	1/28/1988	L	51-53	lost 14, 1st-11:13
	SAM HOUSTON STATE	11/27/2010	L	81-92	lost 14, 1st-4:43
19.	* ARIZONA STATE	3/3/1973	L	87-89	lost 13, 2nd-15:31
	* UNLV	2/21/2005	L	79-81	lost 13, 1st-11:33
	* AIR FORCE	2/23/2008	L	59-61	lost 13, 1st-3:02
	COLORADO	12/6/2015	L	77-88	lost 13, 1st-1:26
	* NEW MEXICO	2/13/1982	L	62-64	lost 13, 1st-0:18
24.	8 times - led by 12 - most recent: * at Boise State	1/27/2015	L	78-82	lost 12, 2nd-16:11

* Western Athletic Conference (through 1998-99)/Mountain West Conference (1999-2000 to present) game

Big Island Invitational (Hilo, Hawai'i)

@ Jamaica Classic (home site game)

& Cayman Islands Classic (George Town, Grand Cayman)

% Corpus Christi Coastal Classic (Corpus Christi, Texas)

^ Mountain West Tournament

There was no head coach for the first four years.

1901-02: 2-0

Home: 2-0

1/25/1902	NORTHERN COLORADO	W	64-15
3/22/1902	BOULDER PREPS	W	9-4

1902-03: 0-1

Away: 0-1

2/13/1903	at Northern Colorado	L	20-27
-----------	----------------------	---	-------

1903-04: 1-0

Home: 1-0

2/18/1904	DENVER	W	19-17
-----------	--------	---	-------

1904-05: 2-2

Home: 2-1 / Away: 0-1

1/27/1905	NORTHERN COLORADO	W	29-28
2/3/1905	COLORADO MINES	W	15-9
2/10/1905	at Northern Colorado	L	12-46
2/17/1905	DENVER	L	14-24



Claude Rothgeb

First head coach in program history

1905-10 (Four Seasons)

Overall Record: 12-12 (.500)

1905-06: 2-2

Home: 2-1 / Away: 0-1

12/16/1905	NORTHERN COLORADO	W	24-23
2/2/1906	COLORADO MINES	W	35-25
2/23/1906	at Colorado Mines	L	27-33
3/2/1906	COLORADO	L	23-42

1906-07: 5-3

Home: 3-0 / Away: 2-3

12/9/1906	at Northern Colorado	W	24-23
1/11/1907	at Colorado	L	15-34
1/18/1907	DENVER	W	29-28
1/25/1907	at Colorado Mines	L	23-50
1/26/1907	at Arvada Athletics	W	50-37
2/1/1907	COLORADO	W	31-21
2/2/1907	COLORADO MINES	W	38-26
2/9/1907	at Denver	L	24-26

1907-08: 2-3

Home: 2-2 / Away: 0-1

12/12/1907	GREELEY ARROWS	W	36-24
1/10/1908	COLORADO	W	29-21
1/24/1908	COLORADO MINES	L	14-36
1/29/1908	MUSCATINE IOWA	L	25-33
2/7/1908	at Colorado	L	27-43

1908-09: No Team

1909-10: 1-2

Home: 1-1 / Away: 0-1

1/13/1910	GREELEY ARROWS	W	41-37
2/12/1910	at Colorado Mines	L	29-45
2/26/1910	COLORADO MINES	L	35-43



George Cassidy

Second head coach in program history

1910-11 (One Season)

Overall Record: 5-4 (.556)

Conference Record: 1-3 (.250)

1910-11: 5-4 (1-3)

Home: 3-1 / Away: 2-3

*	1/20/1911	DENVER	W	45-20
	1/26/1911	at Greeley Arrows	L	27-45
	1/27/1911	at Wyoming	W	20-17
*	2/4/1911	at Colorado	L	20-35
*	2/10/1911	COLORADO	L	21-37
	2/11/1911	at Northern Colorado	W	42-40
*	2/17/1911	at Denver	L	29-30
	2/21/1911	NORTHERN COLORADO	W	59-19
	2/24/1911	WYOMING	W	31-12

* Rocky Mountain Athletic Conference game



Harry Hughes

Third head coach in program history

1911-25 (14 Seasons)

Overall Record: 60-79 (.432)

Conference Record: 35-61 (.365)

1911-12: 3-5 (1-4)

Home: 2-3 / Away: 1-2

	1/26/1912	at Wyoming	W	19-16
*	2/2/1912	COLORADO	L	21-23
*	2/9/1912	COLORADO MINES	L	14-26
*	2/12/1912	at Colorado	L	26-32
*	2/16/1912	DENVER	W	24-12
	2/24/1912	WYOMING	L	13-16
	2/25/1912	NORTHERN COLORADO	W	54-24
*	3/8/1912	at Denver	L	27-29

* Rocky Mountain Athletic Conference game

1912-13: 4-4 (2-4, 3rd in RMAC)

Home: 2-2 / Away: 2-2

	1/18/1913	at Wyoming	W	23-21
*	1/25/1913	DENVER	L	20-21
*	2/8/1913	COLORADO	L	32-42
*	2/14/1913	at Colorado Mines	L	17-27
	2/18/1913	WYOMING	W	32-13
*	2/22/1913	at Colorado	L	17-22
*	2/28/1913	at Denver	W	30-21
*	3/8/1913	COLORADO MINES	W	39-21

* Rocky Mountain Athletic Conference game

GENERAL

THE RAMS

2019-20 REVIEW

HISTORY

UNIVERSITY

OPPONENTS

1913-14: 5-3 (3-3, 2nd in RMAC)

Home: 4-0 / Away: 1-3

1/23/1914	at Wyoming	W	34-10
* 1/30/1914	DENVER	W	53-34
* 2/7/1914	COLORADO MINES	W	39-27
* 2/14/1914	COLORADO	W	43-34
* 2/21/1914	at Colorado Mines	L	25-27
2/23/1914	WYOMING	W	45-16
* 2/28/1914	at Colorado	L	23-26
* 3/7/1914	at Denver	L	24-25

* Rocky Mountain Athletic Conference game

1914-15: 7-3 (5-3 in RMAC)

Home: 4-1 / Away: 3-2

1/16/1915	at Wyoming	W	21-19
* 1/23/1915	at Colorado	L	26-30
* 1/30/1915	COLORADO MINES	W	28-10
* 2/6/1915	at Denver	L	23-33
* 2/10/1915	COLORADO	W	39-12
* 2/13/1915	COLORADO COLLEGE	W	43-26
2/16/1915	WYOMING	W	26-16
* 2/19/1915	at Colorado Mines	W	39-36
* 2/20/1915	at Colorado College	W	21-19
* 2/26/1915	DENVER	L	19-20

* Rocky Mountain Athletic Conference game

1915-16: 6-6 (3-5, 3rd in RMAC)

Home: 3-3 / Away: 3-3

1/14/1916	at Northern Colorado	W	42-22
1/17/1916	at Wyoming	W	42-34
* 1/28/1916	DENVER	W	29-17
* 2/5/1916	at Colorado Mines	W	29-18
* 2/8/1916	COLORADO	L	23-27
* 2/12/1916	at Colorado College	L	17-25
2/19/1916	NORTHERN COLORADO	W	26-21
2/23/1916	WYOMING	L	26-34
* 2/26/1916	COLORADO MINES	W	26-6
* 3/3/1916	at Denver	L	18-30
* 3/6/1916	COLORADO COLLEGE	L	19-36
* 3/11/1916	at Colorado	L	20-27

* Rocky Mountain Athletic Conference game

1916-17: 8-5 (3-5, 4th in RMAC)

Home: 4-2 / Away: 4-3

1/12/1917	at Northern Colorado	W	49-20
1/19/1917	at Wyoming	W	18-12
1/20/1917	at Wyoming	W	34-5
1/26/1917	NORTHERN COLORADO	W	44-25
* 1/27/1917	COLORADO COLLEGE	L	14-37
* 2/2/1917	at Colorado	L	24-33
2/10/1917	WYOMING	W	42-23
* 2/13/1917	COLORADO	L	21-35
* 2/16/1917	at Denver	L	17-25
* 2/24/1917	COLORADO MINES	W	31-8
* 3/1/1917	DENVER	W	41-20
* 3/8/1917	at Colorado Mines	W	37-18
* 3/9/1917	at Colorado College	L	24-36

* Rocky Mountain Athletic Conference game

1917-18: 5-5 (2-3 in RMAC, T-2nd in RMAC)

Home: 4-1 / Away: 1-4

1/17/1918	WYOMING	W	29-18
1/19/1918	NORTHERN COLORADO	W	49-13
* 1/25/1918	DENVER	W	27-26
* 2/2/1918	at Colorado	L	21-34
2/8/1918	at Colorado Mines	W	33-28
2/9/1918	at Colorado College	L	16-40
* 2/16/1918	COLORADO	L	21-27
* 2/22/1918	COLORADO MINES	W	26-23
* 3/9/1918	at Denver	L	18-19
3/10/1918	at Northern Colorado	L	19-20

* Rocky Mountain Athletic Conference game

1918-19: 1-13 (0-8)

Home: 1-5 / Away: 0-8

1/20/1919	NORTHERN COLORADO	L	16-20
1/21/1919	NORTHERN COLORADO	W	18-12
1/24/1919	at Wyoming	L	8-32
1/25/1919	at Wyoming	L	17-23
* 1/31/1919	DENVER	L	14-29
* 2/8/1919	at Colorado College	L	15-22
2/14/1919	at Northern Colorado	L	27-31
2/15/1919	at Northern Colorado	L	17-30
* 2/21/1919	COLORADO	L	21-41
* 2/28/1919	at Denver	L	17-23
* 3/7/1919	COLORADO MINES	L	18-26
* 3/8/1919	at Colorado Mines	L	25-43
* 3/15/1919	COLORADO COLLEGE	L	17-34
* 3/21/1919	at Colorado	L	29-48

* Rocky Mountain Athletic Conference game

1919-20: 5-5 (4-3 in RMAC)

Home: 4-2 / Away: 1-3

1/17/1920	WYOMING	L	10-30
* 1/24/1920	COLORADO	L	21-28
* 2/1/1920	at Denver	W	35-16
2/6/1920	at Wyoming	L	9-16
* 2/13/1920	COLORADO MINES	W	20-18
* 2/21/1920	COLORADO COLLEGE	W	25-20
* 2/28/1920	at Colorado	L	18-36
* 3/7/1920	DENVER	W	21-12
3/14/1920	NORTHERN COLORADO	W	41-27
* 3/27/1920	at Colorado College	L	4-36

* Rocky Mountain Athletic Conference game

1920-21: 4-7 (2-4 in RMAC)

Home: 3-4 / Away: 1-3

* 1/28/1921	COLORADO	L	21-37
* 1/29/1921	at Colorado College	L	11-31
* 2/4/1921	DENVER	W	27-17
2/5/1921	COLORADO MINES	L	22-24
2/11/1921	WYOMING	W	16-12
2/12/1921	WYOMING	L	18-20
2/18/1921	at Colorado Mines	L	17-25
* 2/19/1921	at Denver	W	24-15
2/22/1921	NORTHERN COLORADO	W	29-24
* 2/25/1921	COLORADO COLLEGE	L	22-28
* 2/26/1921	at Colorado	L	22-40

* Rocky Mountain Athletic Conference game

1921-22: 4-7 (2-6 in RMAC)

Home: 2-3 / Away: 2-4

1/24/1922	NORTHERN COLORADO	W	28-22
* 1/27/1922	at Colorado	L	20-24
* 1/28/1922	at Colorado College	L	11-31
* 2/3/1922	DENVER	L	22-26
* 2/4/1922	COLORADO COLLEGE	L	24-31
2/10/1988	at Wyoming	L-ot	16-18
2/11/1922	at Wyoming	W	19-8
* 2/17/1922	at Colorado Mines	L	18-31
* 2/18/1922	at Denver	W	22-14
* 2/24/1922	COLORADO	L	8-22
* 3/3/1922	COLORADO MINES	W	30-27

* Rocky Mountain Athletic Conference game

1922-23: 0-1

Home: 0-1

1/19/1923	NORTHERN COLORADO	L	13-26
-----------	-------------------	---	-------

* Rocky Mountain Athletic Conference game

Only game played - basketball discontinued until larger gym built (1923-24)

1923-24: 6-5 (6-3 in RMAC)

Home: 4-3 / Away: 2-2

1/12/1924	at Northern Colorado	L	11-18
1/18/1924	NORTHERN COLORADO	L	16-21
* 1/25/1924	at Colorado	W	22-14
* 2/26/1924	at Colorado College	L	10-49
* 2/1/1924	DENVER	L	15-19
* 2/2/1924	COLORADO COLLEGE	L	17-40
* 2/8/1924	WYOMING	W	29-16
* 2/9/1924	WYOMING	W	28-21
* 2/15/1924	COLORADO MINES	W	21-18
* 2/16/1924	at Denver	W	18-16
* 2/22/1924	COLORADO	W	30-28

* Rocky Mountain Athletic Conference game

1924-25: 2-10 (2-10, 7th in RMAC)

Home: 1-4 / Away: 1-6

* 1/17/1925	at Colorado Mines	W	25-23
* 1/23/1925	at Denver	L	13-26
* 1/28/1925	at Northern Colorado	L	18-21
* 1/31/1925	DENVER	L	26-36
* 2/4/1925	COLORADO	L	19-30
* 2/7/1925	at Colorado College	L	14-34
* 2/18/1925	COLORADO MINES	W	24-21
* 2/20/1925	NORTHERN COLORADO	L	19-31
* 2/27/1925	at Wyoming	L	15-32
* 2/28/1925	at Wyoming	L	10-43
* 3/3/1925	at Colorado	L	16-19
* 3/10/1925	COLORADO COLLEGE	L	9-40

* Rocky Mountain Athletic Conference game



P.E. Lavik

Fourth head coach in program history

1925-28 (Three Seasons)

Overall Record: 11-26 (.297)

Conference Record: 11-25 (.306)

1925-26: 2-11 (2-10, 7th in RMAC)

Home: 2-5 / Away: 0-6

* 1/16/1926	at Colorado Mines	L	19-32
* 1/23/1926	at Denver	L	30-35
* 1/27/1926	at Northern Colorado	L	20-32
* 1/30/1926	DENVER	L	21-47
* 2/3/1926	at Colorado	L	20-56
* 2/6/1926	COLORADO COLLEGE	W	30-29
* 2/9/1926	at Wyoming	L	14-34
* 2/13/1926	at Colorado College	L	14-37
2/24/1926	PRATT KANSAS	L	22-24
* 2/27/1926	WYOMING	L	23-36
* 3/3/1926	COLORADO	L	18-25
* 3/5/1926	COLORADO MINES	W	36-35
* 3/8/1926	NORTHERN COLORADO	L	20-35

* Rocky Mountain Athletic Conference game

1926-27: 4-8 (4-8 in RMAC)

Home: 3-3 / Away: 1-5

* 1/15/1927	at Colorado Mines	W	31-26
* 1/22/1927	at Colorado College	L	18-35
* 1/28/1927	COLORADO	W	32-31
* 2/1/1927	at Northern Colorado	L	16-24
* 2/5/1927	WYOMING	L	31-37
* 2/11/1927	at Colorado	L	16-22
* 2/12/1927	COLORADO MINES	W	34-25
* 2/15/1927	COLORADO COLLEGE	L	23-49
* 2/19/1927	at Denver	L	27-28
* 2/23/1927	DENVER	L	21-26
* 2/26/1927	at Wyoming	L	25-34
* 3/2/1927	NORTHERN COLORADO	W	36-29

* Rocky Mountain Athletic Conference game

1927-28: 5-7 (5-7 in RMAC)

Home: 3-2 / Away: 2-5

* 1/23/1928	COLORADO MINES	W	48-26
* 1/28/1928	at Colorado	L	27-28
* 2/1/1928	NORTHERN COLORADO	L	14-52
* 2/4/1928	DENVER	W	46-39
* 2/11/1928	COLORADO COLLEGE	W	59-38
* 2/17/1928	at Colorado College	W	35-33
* 2/18/1928	at Colorado Mines	L	22-27
* 2/22/1928	at Northern Colorado	W	40-28
* 2/24/1928	at Wyoming	L	22-53
* 2/25/1928	at Wyoming	L	31-60
* 2/28/1928	COLORADO	L	37-45
* 3/3/1928	at Denver	L	30-40

* Rocky Mountain Athletic Conference game

GENERAL

THE RAMS

2019-20 REVIEW

HISTORY

UNIVERSITY

OPPONENTS



Joe Ryan

Fifth head coach in program history

1928-34 (Six Seasons)

Overall Record: 30-44 (.405)

Conference Record: 30-44 (.405)

1928-29: 6-6 (6-6 in RMAC)

Home: 4-4 / Away 2-2

* 1/19/1929	WESTERN STATE	W	35-30
* 1/21/1929	WESTERN STATE	W	42-28
* 1/28/1929	NORTHERN COLORADO	W	34-18
* 2/1/1929	at Denver	L	22-44
* 2/9/1929	COLORADO MINES	W	41-26
* 2/11/1929	at Colorado Mines	W	24-18
* 2/15/1929	COLORADO	L	21-31
* 2/16/1929	at Colorado	L	32-37
* 2/22/1929	WYOMING	L	34-44
* 2/23/1929	WYOMING	L	39-53
* 3/1/1929	at Northern Colorado	W	36-26
* 3/2/1929	DENVER	L	41-43

* Rocky Mountain Athletic Conference game

1929-30: 4-10 (4-10 in RMAC)

Home: 3-4 / Away: 1-6

* 1/10/1930	at Colorado Mines	L	35-40
* 1/18/1930	at Wyoming	L	28-46
* 1/19/1930	at Wyoming	L	36-56
* 1/20/1930	at Northern Colorado	W	30-19
* 1/31/1930	at Colorado College	L	38-50
* 2/1/1930	at Denver	L	20-40
* 2/10/1930	NORTHERN COLORADO	L	18-28
* 2/14/1930	at Colorado	L	28-29
* 2/15/1930	COLORADO	W	36-23
* 2/21/1930	COLORADO COLLEGE	L	22-32
* 2/22/1930	DENVER	W	28-25
* 2/25/1930	COLORADO MINES	W	43-20
* 3/1/1930	WESTERN STATE	L	23-40
* 3/3/1930	WESTERN STATE	L	40-52

* Rocky Mountain Athletic Conference game

1930-31: 4-8 (4-8 in RMAC)

Home: 2-4 / Away: 2-4

* 1/16/1931	NORTHERN COLORADO	L	25-31
* 1/19/1931	at Northern Colorado	L	20-25
* 1/30/1931	COLORADO	L	22-35
* 1/31/1931	at Colorado	L	23-26
* 2/6/1931	COLORADO COLLEGE	L	24-32
* 2/7/1931	COLORADO COLLEGE	L	24-35
* 2/13/1931	at Denver	W	39-27
* 2/14/1931	DENVER	W	31-28
* 2/20/1931	at Wyoming	L	41-43
* 2/21/1931	at Wyoming	L	22-43
* 2/27/1931	COLORADO MINES	W	31-23
* 2/28/1931	at Colorado Mines	W	33-22

* Rocky Mountain Athletic Conference game

1931-32: 4-8 (4-8, 5th in RMAC East, 9th Overall)

Home: 3-3 / Away: 1-5

* 1/15/1932	at Colorado Mines	L	16-19
* 1/16/1932	COLORADO MINES	W	36-22
* 1/22/1932	at Northern Colorado	L	29-41
* 1/23/1932	NORTHERN COLORADO	W	32-30
* 1/30/1932	at Colorado	L	20-26
* 2/1/1932	COLORADO	L	20-21
* 2/5/1932	at Colorado College	L	25-35
* 2/6/1932	at Colorado College	L	33-39
* 2/12/1932	DENVER	W	29-24
* 2/13/1932	at Denver	W	46-15
* 2/19/1932	WYOMING	L	29-34
* 2/20/1932	WYOMING	L	25-30

* Rocky Mountain Athletic Conference game

1932-33: 7-5 (7-5, 3rd in RMAC East, 5th Overall)

Home: 5-1 / Away: 2-4

* 1/13/1933	COLORADO MINES	W	23-21
* 1/14/1933	at Colorado Mines	W	39-22
* 1/23/1933	NORTHERN COLORADO	L	29-38
* 1/27/1933	at Northern Colorado	L	29-35
* 2/3/1933	COLORADO COLLEGE	W	35-24
* 2/4/1933	COLORADO COLLEGE	W	29-28
* 2/10/1933	at Colorado	L	20-25
* 2/13/1933	COLORADO	W	33-25
* 2/17/1933	at Denver	W	34-23
* 2/18/1933	DENVER	W	27-21
* 2/24/1933	at Wyoming	L	28-57
* 2/25/1933	at Wyoming	L	38-56

* Rocky Mountain Athletic Conference game

1933-34: 5-7 (5-7, 6th in RMAC East, 9th Overall)

Home: 4-2 / Away: 1-5

* 1/12/1934	at Colorado Mines	W	22-16
* 1/13/1934	COLORADO MINES	W	22-20
* 1/23/1934	at Northern Colorado	L	21-29
* 1/26/1934	NORTHERN COLORADO	W	27-26
* 2/2/1934	at Colorado College	L	27-32
* 2/3/1934	at Colorado College	L	22-27
* 2/9/1934	at Colorado	L	19-22
* 2/13/1934	COLORADO	W	21-16
* 2/16/1934	DENVER	W	39-36
* 2/17/1934	at Denver	L	27-47
* 2/23/1934	WYOMING	L	21-39
* 2/24/1934	WYOMING	L	15-41

* Rocky Mountain Athletic Conference game



Saaly Salwachter

Sixth head coach in program history
1934-35 (One Season)
Overall Record: 6-6 (.500)
Conference Record: 6-6 (.500)

1934-35: 6-6 (6-6, 5th in RMAC East, t-6th Overall)

Home: 4-2 / Away: 2-4

*	1/11/1935	COLORADO MINES	L	21-24
*	1/12/1935	at Colorado Mines	W	25-19
*	1/22/1935	NORTHERN COLORADO	W	22-19
*	1/25/1935	at Northern Colorado	L	21-25
*	2/1/1935	COLORADO COLLEGE	L	25-27
*	2/2/1935	COLORADO COLLEGE	W	22-14
*	2/8/1935	COLORADO	W	27-19
*	2/11/1935	at Colorado	W	32-27
*	2/15/1935	at Denver	L	30-39
*	2/16/1935	DENVER	W	25-22
*	2/22/1935	at Wyoming	L	20-26
*	2/23/1935	at Wyoming	L	32-34

* Rocky Mountain Athletic Conference game



Sam Campbell

Seventh head coach in program history
1935-37 (Two Seasons)
Overall Record: 10-15 (.400)
Conference Record: 10-15 (.400)

1935-36: 3-9 (3-9, 7th in RMAC East, 11th Overall)

Home: 2-4 / Away: 1-5

*	1/10/1936	at Colorado Mines	W	25-24
*	1/11/1936	COLORADO MINES	W	27-21
*	1/21/1936	at Northern Colorado	L	22-38
*	1/24/1936	NORTHERN COLORADO	L	31-58
*	1/31/1936	at Colorado College	L	23-50
*	2/2/1936	at Colorado College	L	32-40
*	2/7/1936	at Colorado	L	21-31
*	2/11/1936	COLORADO	W	31-28
*	2/14/1936	DENVER	L	22-51
*	2/15/1936	at Denver	L	28-48
*	2/21/1936	WYOMING	L	24-34
*	2/22/1936	WYOMING	L	21-31

* Rocky Mountain Athletic Conference game

1936-37: 7-6 (7-5, 4th in RMAC East, t-4th Overall)

Home: 6-2 / Away: 1-4

*	1/2/1937	UTAH	L	25-42
*	1/23/1937	COLORADO MINES	W	32-23
*	1/29/1937	COLORADO COLLEGE	W	52-38
*	1/30/1937	COLORADO COLLEGE	W	51-35
*	2/6/1937	at Colorado	L	22-50
*	2/9/1937	COLORADO	W	35-32
*	2/12/1937	at Denver	L	34-52
*	2/13/1937	DENVER	L	40-56
*	2/16/1937	COLORADO MINES	W	53-33
*	2/19/1937	at Wyoming	L	32-33
*	2/20/1937	at Wyoming	L	27-31
*	2/23/1937	at Northern Colorado	W	48-45
*	2/26/1937	NORTHERN COLORADO	W	41-34

* Rocky Mountain Athletic Conference game



John Davis

Eighth head coach in program history
1937-45 (Seven Seasons)
Overall Record: 42-80 (.344)
Conference Record: 14-56 (.200)

1937-38: 7-9 (3-9 MSC)

Home: 6-4 / Away: 1-5

	12/10/1937	COLORADO MINES	W	42-29
	12/11/1937	at Colorado Mines	W	39-27
	12/17/1937	HASTINGS COLLEGE	W	37-32
	12/30/1937	KANSAS STATE	W	50-40
*	1/15/1938	UTAH STATE	L	34-57
*	1/22/1938	COLORADO	L	32-49
*	1/28/1938	at BYU	L	46-50
*	1/29/1938	at Utah State	L	52-62
*	2/4/1938	UTAH	L	34-60
*	2/5/1938	DENVER	L	33-42
*	2/12/1938	BYU	W	45-39
*	2/18/1938	at Wyoming	L	30-45
*	2/19/1938	at Utah	L	46-64
*	2/25/1938	at Colorado	L	37-72
*	2/26/1938	WYOMING	W	46-37
*	3/4/1938	DENVER	W	49-35

* Mountain States Conference game

1938-39: 2-14 (2-10 MSAC)

Home: 1-5 / Away: 1-9

	12/16/1938	at Kansas State	L	32-44
	12/17/1938	at Kansas State	L	20-31
	12/19/1938	at Southwestern (Kan.)	L	29-42
	12/20/1938	at Wichita State	L	28-45
*	1/7/1939	COLORADO	L	21-42
*	1/13/1939	at Utah State	L	37-44
*	1/14/1939	at Utah	L	35-53
*	1/21/1939	UTAH STATE	L	34-52
*	1/27/1939	at Denver	L	40-46
*	2/3/1939	WYOMING	L	30-35
*	2/10/1939	BYU	W	44-43
*	2/11/1939	at Colorado	L	15-64
*	2/18/1939	UTAH	L	28-53
*	2/24/1939	at Wyoming	W	46-45
*	2/25/1939	at BYU	L	52-91
*	3/3/1939	DENVER	L	28-34

* Mountain States Conference game

GENERAL

THE RAMS

2019-20 REVIEW

HISTORY

UNIVERSITY

OPPONENTS

1939-40: 6-12 (3-9 MSC)

Home: 5-4 / Away: 0-6 / Neutral: 1-2

12/15/1939	KANSAS STATE	L	36-42
12/16/1939	KANSAS STATE	W	52-44
12/19/1939	WICHITA STATE	W	50-49
# 12/28/1939	vs Southwestern (Kan.)	L	36-54
# 12/29/1939	vs McPherson	W	61-34
# 12/30/1939	vs Emporia State (Kan.)	L	51-57
* 1/5/1940	at Denver	L	49-51
* 1/12/1940	WYOMING	L	35-39
* 1/19/1940	BYU	W	40-32
* 1/20/1940	at Colorado	L	41-47
* 1/27/1940	UTAH	L	41-49
* 2/2/1940	at Wyoming	L	40-53
* 2/3/1940	at BYU	L	42-62
* 2/9/1940	DENVER	W	38-33
* 2/17/1940	COLORADO	L	34-52
* 2/24/1940	UTAH STATE	W	56-52
* 3/1/1940	at Utah State	L	42-58
* 3/2/1940	at Utah	L	54-83

* Mountain States Conference game

Sunflower Tournament (Topeka, Kan.)

1940-41: 10-9 (4-8 MSC)

Home: 5-3 / Away: 3-5 / Neutral: 2-1

12/13/1940	at Adams State	W	48-32
12/14/1940	at Adams State	W	36-22
# 12/19/1940	vs Oregon State	L	31-33
# 12/20/1940	vs New Mexico	W	53-39
# 12/21/1940	vs Marshall	W	35-31
1/2/1941	WESTERN STATE	W	39-24
1/3/1941	WESTERN STATE	W	39-30
* 1/10/1941	COLORADO	W	41-39
* 1/17/1941	at Utah State	L	27-34
* 1/18/1941	at Utah	L	25-39
* 1/25/1941	UTAH STATE	W	40-31
* 1/31/1941	at Denver	W	41-38
* 2/7/1941	WYOMING	L	34-40
* 2/14/1941	BYU	L	36-40
* 2/15/1941	at Colorado	L	35-37
* 2/22/1941	UTAH	L	29-55
* 2/28/1941	at Wyoming	L	27-44
* 3/1/1941	at BYU	L	33-60
* 3/7/1941	DENVER	W	50-27

* Mountain States Conference game

Basketball Clinic Tournament (Denver, Colo.)

1941-42: 3-16 (1-11 MSC)

Home: 2-6 / Away: 0-10 / Neutral: 1-0

12/10/1941	at Kansas State	L	27-30
12/11/1941	at Kansas State	L	35-37
12/12/1941	at Emporia State (Kan.)	L	25-37
12/18/1941	WESTERN STATE	W	40-27
12/19/1941	WESTERN STATE	L	29-30
# 1/2/1942	vs Colorado Mines	W	43-38
# 1/3/1942	at Northern Colorado	L	37-44
* 1/9/1942	DENVER	W	31-30
* 1/17/1942	COLORADO	L	28-79
* 1/23/1942	at Utah	L	29-53
* 1/24/1942	at BYU	L	27-52
* 1/31/1942	at Utah State	L	34-47
* 2/6/1942	UTAH STATE	L	26-41
* 2/7/1942	at Colorado	L	27-63
* 2/14/1942	at Wyoming	L	37-61
* 2/21/1942	UTAH	L	27-38
* 2/27/1942	BYU	L	41-54
* 2/28/1942	at Denver	L	30-58
* 3/7/1942	WYOMING	L	43-45

* Mountain States Conference game

Greeley Tournament (Greeley, Colo.)

1942-43: 7-9 (0-4 MSC)

Home: 5-4 / Away: 2-5

1/8/1943	at Northern Colorado	L	33-35
1/9/1943	NORTHERN COLORADO	W	29-22
1/15/1943	COLORADO COLLEGE	W	47-35
1/16/1943	COLORADO COLLEGE	W	45-27
* 1/22/1943	WYOMING	L	42-66
* 1/23/1943	at Wyoming	L	23-49
1/29/1943	at Colorado Mines	W	47-30
1/30/1943	COLORADO MINES	W	43-35
2/5/1943	REGIS	W	67-24
2/6/1943	at Regis	W	38-32
* 2/12/1943	at Wyoming	L	34-57
* 2/13/1943	WYOMING	L	40-65
2/19/1943	at Fort Warren	L	29-48
2/20/1943	FORT WARREN	L	35-39
2/26/1943	NORTHERN COLORADO	L	33-35
2/27/1943	at Northern Colorado	L	37-38

* Mountain States Conference game

1943-44

No team due to World War II

1944-45: 7-11 (1-5 MSC)

Home: 4-5 / Away: 3-6

12/8/1944	at Buckley Field	L	21-55
12/9/1944	BUCKLEY FIELD	L	22-73
12/14/1944	at Fort Logan	W	48-41
12/15/1944	FORT LOGAN	L	35-42
1/5/1945	at Northern Colorado	W	57-23
1/6/1945	NORTHERN COLORADO	W	62-25
* 1/12/1945	COLORADO	L	35-51
1/19/1945	at Fort Warren	L	27-65
1/20/1945	FORT WARREN	W	47-44
1/27/1945	COLORADO COLLEGE	L	33-41
* 2/2/1945	at Denver	L	41-46
* 2/6/1945	at Colorado	L	34-67
* 2/9/1945	WYOMING	L	32-43
2/17/1945	at Colorado College	W	55-53
2/23/1945	at Fort Logan	L	24-30
2/24/1945	FORT LOGAN	W	43-41
* 3/2/1945	at Wyoming	L	32-45
* 3/9/1945	DENVER	W	64-34

* Mountain States Conference game



E.D. Taylor

Ninth head coach in program history

1945-49 (Four Seasons)

Overall Record: 38-63 (.376)

Conference Record: 11-49 (.183)

1945-46: 15-9 (6-6 MSC)

Home: 8-3 / Away: 6-5 / Neutral: 1-1

11/30/1945	at Glenwood Springs	W	64-40
12/1/1945	at Glenwood Springs	W	61-38
12/7/1945	LOWRY FIELD	L	49-51
12/8/1945	at Lowry Field	L	20-32
12/14/1945	at Northern Colorado	W	53-29
12/15/1945	NORTHERN COLORADO	W	40-25
12/20/1945	KANSAS STATE	W	52-43
12/21/1945	KANSAS STATE	W	60-37
1/4/1946	FORT WARREN	W	47-45
1/5/1946	at Fort Warren	W	40-39
* 1/11/1946	DENVER	W	45-40
* 1/19/1946	COLORADO	W	50-46
* 1/25/1946	at Utah	L	32-41
* 1/26/1946	at BYU	L	41-42
* 1/28/1946	at Utah State	W	43-36
* 2/8/1946	UTAH STATE	L	34-35
* 2/9/1946	at Colorado	L	35-49
* 2/16/1946	at Wyoming	L	43-64
* 2/23/1946	UTAH	W	49-46
* 3/1/1946	at Denver	W	50-40
* 3/2/1946	BYU	W	47-40
* 3/9/1946	WYOMING	L	41-55
# 3/17/1946	vs Idaho Simplots (AAU)	W	60-45
# 3/18/1946	vs Twentieth Century Fox	L	45-47

* Mountain States Conference game

Denver, Colo.

1946-47: 3-18 (1-11 MSC)

Home: 3-7 / Away: 0-8 / Neutral: 0-3

11/29/1946	LOWRY FIELD	W	58-45
11/30/1946	at Lowry Field	L	43-51
12/6/1946	DENVER NUGGETS (AAU)	L	40-50
12/7/1946	DENVER NUGGETS (AAU)	W	46-33
12/16/1946	WASHINGTON STATE	L	31-57
# 12/20/1946	at Nevada	L	32-42
# 12/21/1946	vs San Francisco	L	22-45
% 12/27/1946	vs Southern Illinois	L	48-58
% 12/28/1946	vs Dakota Wesleyan	L	42-54
* 1/11/1947	at Utah	L	37-58
* 1/14/1947	at Wyoming	L	30-60
* 1/17/1947	DENVER	L	39-47
* 1/24/1947	at Denver	L	44-57
* 1/31/1947	at BYU	L	47-69
* 2/1/1947	at Utah State	L	38-55
* 2/7/1947	UTAH STATE	L	35-43
* 2/14/1947	BYU	W	51-48
* 2/15/1947	COLORADO	L	45-48
* 2/25/1947	at Colorado	L	37-60
* 2/28/1947	UTAH	L	47-57
* 3/8/1947	WYOMING	L	38-52

* Mountain States Conference game

Nevada Invitational (Reno, Nev.)

% Christmas Tournament (Kansas City, Mo.)

1947-48: 6-15 (1-9 MSC)

Home: 5-7 / Away: 1-8

11/28/1947	LOWRY FIELD	W	70-50
11/29/1947	LOWRY FIELD	L	61-65
12/4/1947	at Colorado	L	40-60
12/8/1947	COLORADO	L	40-60
12/12/1947	FORT WARREN	W	82-29
12/13/1947	at Fort Warren	W	74-31
12/19/1947	NORTHWESTERN OKLAHOMA	W	60-40
12/20/1947	NORTHWESTERN OKLAHOMA	W	53-44
12/22/1947	at Drake	L	44-65
12/23/1947	at Nebraska	L	46-67
* 1/5/1948	at Denver	L	53-59
* 1/17/1948	WYOMING	L	34-52
* 1/24/1948	BYU	L	51-64
* 1/31/1948	UTAH	L	46-55
2/2/1948	NEVADA	L	57-65
* 2/13/1948	at Utah	L	33-57
* 2/14/1948	at Utah State	L	33-64
* 2/18/1948	at BYU	L	48-79
* 2/21/1948	UTAH STATE	W	65-51
* 2/28/1948	at Wyoming	L	37-62
* 3/5/1948	DENVER	L	58-71

* Mountain States Conference game

1948-49: 14-21 (3-17 MSC)

Home: 10-9 / Away: 2-11 / Neutral: 2-1

11/26/1948	FORT WARREN	W	65-30
11/27/1948	at Fort Warren	W	77-52
12/3/1948	PHILLIPS 66 (AAU)	W	62-29
12/4/1948	PHILLIPS 66 (AAU)	W	65-32
12/10/1948	at Northern Colorado	L	47-53
12/11/1948	NORTHERN COLORADO	W	62-57
12/16/1948	WICHITA STATE	L	42-50
12/23/1948	MICHIGAN	L	37-56
# 12/27/1948	vs Texas	L	47-56
# 12/28/1948	vs Auburn	W	54-51
# 12/29/1948	vs Texas Tech	W	59-58
12/30/1948	COLORADO COLLEGE	W	61-60
12/31/1948	COLORADO COLLEGE	W	56-32
* 1/7/1949	UTAH	L	51-54
* 1/8/1949	UTAH	L	35-58
* 1/14/1949	at Utah State	L	43-50
* 1/15/1949	at Utah State	L	52-64
* 1/17/1949	at Utah	L	37-69
1/21/1949	COLORADO MINES	W	69-39
1/22/1949	at Colorado Mines	W	60-43
* 1/28/1949	WYOMING	L	39-56
* 1/29/1949	WYOMING	L	41-53
* 1/31/1949	UTAH STATE	W	57-55
* 2/4/1949	BYU	L	54-66
* 2/5/1949	BYU	W	62-54
* 2/11/1949	at #19 Wyoming	L	43-56
* 2/12/1949	at #19 Wyoming	L	29-39
* 2/14/1949	DENVER	L	56-59
* 2/18/1949	DENVER	L	62-66
* 2/19/1949	at Denver	L	54-83
* 2/21/1949	at Denver	L	55-60
* 2/25/1949	at BYU	L	49-79
* 2/26/1949	at BYU	L	52-72
* 2/28/1949	at #16 Utah	L	46-72
* 3/4/1949	UTAH STATE	W	63-62

* Mountain States Conference game

All-College Tournament (Oklahoma City, Okla.)

GENERAL

THE RAMS

2019-20 REVIEW

HISTORY

UNIVERSITY

OPPONENTS



H.B. Lee

10th head coach in program history
1949-50 (One Season)
Overall Record: 7-23 (.233)
Conference Record: 2-18 (.100)

1949-50: 7-23 (2-18 MSC)

Home: 3-8 / Away: 3-14 / Neutral: 1-1

	12/2/1949	at Northern Colorado	L	48-56
	12/3/1949	NORTHERN COLORADO	W	48-42
#	12/8/1949	vs Wyoming	L	44-49
#	12/9/1949	at Regis	L	34-42
#	12/10/1949	vs Northern Colorado	W	79-63
	12/17/1949	at St. Mary's (Calif.)	W	67-58
	12/19/1949	at Nevada	L	62-79
	12/20/1949	at Nevada	W	61-44
	12/30/1949	at Colorado College	W	53-33
	12/31/1949	at Colorado College	L	44-47
*	1/3/1950	WYOMING	L	38-41
*	1/6/1950	UTAH	L	52-56
*	1/7/1950	UTAH	L	40-48
*	1/9/1950	UTAH STATE	L	33-38
*	1/13/1950	DENVER	L	53-55
*	1/14/1950	at Denver	L	43-56
*	1/20/1950	WYOMING	L	41-46
*	1/21/1950	at Wyoming	L	45-56
*	1/27/1950	at Denver	L	56-65
*	2/3/1950	at BYU	L	42-46
*	2/4/1950	at BYU	L	45-58
*	2/6/1950	at Utah State	L	46-48
*	2/11/1950	BYU	W	40-30
*	2/13/1950	BYU	W	55-46
*	2/17/1950	UTAH STATE	L	36-49
*	2/20/1950	DENVER	L	36-41
*	2/24/1950	at Utah	L	38-52
*	2/25/1950	at Utah	L	42-52
*	2/27/1950	at Utah State	L	48-53
*	3/7/1950	at Wyoming	L	41-50

* Mountain States Conference game
 # Conference Tournament (Denver, Colo.)



Bill Strannigan

11th head coach in program history
1950-54 (Four Seasons)
Overall Record: 60-56 (.517)
Conference Record: 26-36 (.419)

1950-51: 13-20 (6-14 MSC)

Home: 6-8 / Away: 5-10 / Neutral: 2-2

	12/1/1950	NORTHERN COLORADO	W	67-38
	12/2/1950	at Northern Colorado	W	60-46
	12/8/1950	COLORADO	L	41-51
	12/9/1950	at Colorado	W	48-42
	12/15/1950	COLORADO COLLEGE	W	58-56
	12/16/1950	COLORADO COLLEGE	L	82-85
	12/18/1950	at Eastern Washington	W	62-61
	12/19/1950	at Idaho	L	44-60
	12/20/1950	at Gonzaga	L	57-71
%	12/21/1950	vs Gonzaga	W	68-48
#	12/28/1950	vs #14 Wyoming	L	50-62

#	12/29/1950	vs Montana	W	65-54
#	12/30/1950	vs BYU	L	52-77
*	1/5/1951	at Utah	W	48-46
*	1/6/1951	at Utah	L	43-57
*	1/8/1951	at Utah State	L	14-23
*	1/12/1951	#10 WYOMING	L	47-56
*	1/13/1951	at #10 Wyoming	L	58-75
*	1/22/1951	UTAH STATE	W	60-59
*	1/26/1951	at #20 Wyoming	L	34-54
*	1/27/1951	#20 WYOMING	W	62-38
*	2/2/1951	UTAH	L	36-40
*	2/3/1951	UTAH	L	51-55
*	2/5/1951	DENVER	L	53-63
*	2/8/1951	at #14 BYU	L	42-70
*	2/9/1951	at #14 BYU	L	40-65
*	2/12/1951	at Utah State	L	49-50
*	2/16/1951	UTAH STATE	W	67-64
*	2/17/1951	DENVER	W	70-62
*	2/19/1951	at Denver	L	56-59
*	2/23/1951	#12 BYU	L	45-50
*	2/24/1951	#12 BYU	L	51-60
*	3/3/1951	at Denver	W	68-65

* Mountain States Conference game
 # Denver Tournament (Denver, Colo.)
 % Wallace, Idaho

1951-52: 13-15 (3-11, 7th in Skyline)

Home: 7-5 / Away: 6-8 / Neutral: 0-2

	11/30/1951	COLORADO MINES	W	72-40
	12/1/1951	at Colorado Mines	W	77-44
	12/7/1951	at Colorado	W	65-58
	12/8/1951	COLORADO	W	62-51
#	12/14/1951	vs Indiana	L	48-80
#	12/15/1951	vs St. Mary's (Calif.)	L	64-68
	12/18/1951	DRAKE	W	79-71
	12/21/1951	REGIS	W	85-80
	12/26/1951	at Whitworth	W	74-68
	12/27/1951	at Whitworth	L	69-71
	12/29/1951	at Lewis and Clark	W	87-77
	12/31/1951	at Portland	L	66-68
*	1/5/1952	at New Mexico	L	63-64
*	1/11/1952	UTAH STATE	L	41-46
*	1/12/1952	NEW MEXICO	W	85-60
*	1/18/1952	at Utah	L	54-58
*	1/19/1952	at BYU	L	43-68
*	1/25/1952	#17 UTAH	W	55-43
*	1/26/1952	MONTANA	L	51-54
*	1/31/1952	WYOMING	L	45-58
*	2/8/1952	DENVER	L	52-61
	2/9/1952	at Northern Colorado	W	60-56
*	2/14/1952	at Utah State	L	62-85
*	2/16/1952	at Montana	L	46-57
*	2/23/1952	NORTHERN COLORADO	W	64-47
*	2/27/1952	at Denver	W	79-62
*	2/29/1952	BYU	L	65-75
*	3/5/1952	at #16 Wyoming	L	57-89

* Skyline Conference game
 # Wyoming Tournament (Laramie, Wyo.) -- ?
 Seventh in Skyline Conference

1952-53: 12-14 (5-9, t-5th in Skyline)

Home: 10-3 / Away: 2-11

12/5/1952	COLORADO COLLEGE	W	60-40
12/6/1952	COLORADO COLLEGE	W	76-49
12/12/1952	NORTHERN COLORADO	W	63-47
12/15/1952	at Texas	L	46-63
12/17/1952	at SMU	L	62-63
12/18/1952	at Baylor	L	55-58
12/20/1952	at Rice	W	54-53
12/22/1952	at Texas A&M	W	65-52
12/30/1952	REGIS	W	66-54
* 1/3/1953	NEW MEXICO	W	85-66
* 1/9/1953	MONTANA	W-ot	93-86
* 1/10/1953	UTAH STATE	W-ot	78-76
1/13/1953	at Northern Colorado	L	61-64
* 1/16/1953	at New Mexico	L	56-72
* 1/23/1953	at Utah	L	64-71
* 1/24/1953	at BYU	L	47-75
* 1/29/1953	DENVER	L	59-66
2/2/1953	COLORADO	L	50-62
* 2/7/1953	at Wyoming	L	52-71
* 2/12/1953	at Utah State	L	61-74
* 2/14/1953	at Montana	L	66-68
2/20/1953	REGIS	W	71-68
* 2/27/1953	UTAH	W	67-54
* 2/28/1953	BYU	W	63-57
* 3/6/1953	WYOMING	L	53-54
* 3/10/1953	at Denver	L	77-80

* Skyline Conference game

1953-54: 22-7 (12-2, Skyline Champions)

Home: 12-1 / Away: 10-4 / Neutral: 0-2

12/4/1953	COLORADO COLLEGE	W	67-41
12/5/1953	COLORADO COLLEGE	W	66-28
12/7/1953	at Colorado	W	54-42
12/11/1953	REGIS	W	77-62
12/12/1953	NORTHERN COLORADO	W	76-55
12/15/1953	at Iowa	L	55-70
12/17/1953	at Drake	W	68-64
12/19/1953	at Iowa State	W	65-57
12/28/1953	PORTLAND	W	102-62
* 1/2/1954	NEW MEXICO	W	77-51
* 1/8/1954	MONTANA	W	73-50
* 1/9/1954	UTAH STATE	W	68-60
* 1/14/1954	at Denver	W	62-51
* 1/16/1954	at New Mexico	W	67-60
1/21/1954	at #16 Seattle	L	76-80
1/22/1954	at #16 Seattle	L	57-72
* 1/28/1954	at Montana	W	67-64
* 1/30/1954	UTAH STATE	L	58-64
* 2/5/1954	WYOMING	W	47-43
* 2/12/1954	UTAH	W	66-62
* 2/13/1954	BYU	W	77-76
* 2/16/1954	DENVER	W	58-45
2/18/1954	at Northern Colorado	W	68-56
2/20/1954	at Regis	W	63-52
* 2/26/1954	at Utah	W	70-66
* 2/27/1954	at BYU	W	71-69
* 3/5/1954	at Wyoming	L	44-52
\$ 3/12/1954	vs Santa Clara	L	50-73
\$ 3/13/1954	vs Idaho State	L	57-62

* Skyline Conference game

\$ NCAA Tournament - West 2 Region (Corvallis, Ore.) -- Semifinals (3/12); Third-Place Game (3/13)



Jim Williams

12th head coach in program history

1954-80 (26 Seasons)

Overall Record: 352-293 (.546)

Conference Record: 130-134 (.492)

Six Postseason Appearances

1954-55: 11-12 (5-9)

Home: 6-3 / Away: 4-9 / Neutral: 1-0

12/3/1954	REGIS	W	77-71
12/4/1954	at Northern Colorado	W	58-54
12/11/1954	at Colorado	L	47-66
12/17/1954	at Arizona	W	67-62
12/18/1954	at Arizona	L	59-81
12/20/1954	at Regis	W	61-54
# 12/29/1954	vs Southern Mississippi	W	66-50
# 12/30/1954	at Wichita State	L	59-81
* 1/6/1955	at Utah State	L	65-85
* 1/8/1955	at Montana	W	75-58
* 1/14/1955	NEW MEXICO	W	81-59
* 1/15/1955	DENVER	W	65-57
* 1/21/1955	BYU	L	68-74
* 1/22/1955	#10 UTAH	L	69-70
* 1/27/1955	at Denver	L	69-73
1/28/1955	NORTHERN COLORADO	W	76-57
* 2/5/1955	WYOMING	W	55-49
* 2/11/1955	UTAH STATE	L	66-72
* 2/12/1955	MONTANA	W	54-48
* 2/19/1955	at New Mexico	L	65-70
* 2/25/1955	at BYU	L	65-94
* 2/26/1955	at #8 Utah	L	51-66
* 3/5/1955	at Wyoming	L	46-69

* Skyline Conference game

Wichita Tournament (Wichita, Kan.)

1955-56: 12-13 (7-7, t-3rd in Skyline)

Home: 8-3 / Away: 4-10

12/2/1955	at Northern Colorado	W	67-50
12/3/1955	NORTHERN COLORADO	W	51-39
12/9/1955	at Idaho State	L	54-65
12/10/1955	at Idaho State	L	58-59
12/16/1955	REGIS	W	87-72
12/19/1955	IOWA STATE	L	60-72
12/22/1955	COLORADO	W	60-58
12/27/1955	at Oregon	L	56-86
12/28/1955	at Oregon	L	57-75
12/30/1955	at Idaho	L	64-74
12/31/1955	at Idaho	W	63-58
* 1/6/1956	NEW MEXICO	W	67-52
* 1/7/1956	DENVER	L	57-73
* 1/13/1956	at BYU	L	49-61
* 1/14/1956	at Utah State	L	58-79
* 1/28/1956	WYOMING	W	66-56
* 2/3/1956	UTAH	W	62-59
* 2/4/1956	MONTANA	W	96-76
* 2/11/1956	at Wyoming	W	66-55
* 2/17/1956	BYU	W	70-59
* 2/18/1956	UTAH STATE	L	80-84
* 2/24/1956	at New Mexico	W-ot	75-67
* 2/25/1956	at Denver	L	65-68
* 3/1/1956	at Utah	L	60-91
* 3/3/1956	at Montana	L	62-63

* Skyline Conference Game

GENERAL

THE RAMS

2019-20 REVIEW

HISTORY

UNIVERSITY

OPPONENTS

1956-57: 9-16 (6-8, 6th in Skyline)

Home: 5-4 / Away: 4-11 / Neutral: 0-1

11/30/1956	at Northern Colorado	W	88-77
12/1/1956	NORTHERN COLORADO	W	76-56
12/8/1956	COLORADO	L	53-65
12/10/1956	at Colorado	L	49-70
12/15/1956	at Regis	L	65-77
12/18/1956	at Arizona State	L	66-97
12/19/1956	at Arizona	L	63-73
12/20/1956	at UTEP	L	61-70
12/28/1956	at Idaho	W	63-57
12/29/1956	at Idaho	L	76-88
* 1/5/1957	at New Mexico	L	62-70
* 1/11/1957	BYU	L	61-66
* 1/12/1957	UTAH STATE	W	89-72
* 1/18/1957	at Denver	W	70-62
1/19/1957	vs Air Force	L	62-70
* 1/26/1957	WYOMING	W	64-49
* 1/31/1957	at Utah	L	60-86
* 2/2/1957	at Montana	L	63-74
* 2/9/1957	at Wyoming	L	56-65
* 2/15/1957	at BYU	L	66-81
* 2/16/1957	at Utah State	W	67-65
* 2/22/1957	DENVER	L	61-62
* 2/23/1957	NEW MEXICO	W	78-54
* 3/1/1957	UTAH	L	64-74
* 3/2/1957	MONTANA	W	66-59

* Skyline Conference

1957-58: 14-11 (9-5, t-2nd in Skyline)

Home: 8-3 / Away: 6-7 / Neutral: 0-1

12/2/1957	at Colorado	W	64-55
12/7/1957	REGIS	W	72-60
12/13/1957	AIR FORCE	W	70-59
12/14/1957	vs Air Force	L	50-54
12/17/1957	at Washington State	W	57-54
12/19/1957	at Idaho	L	61-75
12/20/1957	at Idaho	L	49-70
12/21/1957	at Montana State	W	69-49
12/27/1957	OREGON	L	69-75
12/28/1957	at Regis	L	71-83
1/4/1958	MONTANA STATE	L	69-83
* 1/10/1958	DENVER	W	62-56
* 1/11/1958	NEW MEXICO	W	77-58
* 1/17/1958	at BYU	L	80-90
* 1/18/1958	at Utah State	W	84-62
* 1/25/1958	at New Mexico	W	48-41
* 2/1/1958	WYOMING	L	61-67
* 2/7/1958	UTAH	W	62-44
* 2/8/1958	MONTANA	W	75-59
* 2/15/1958	at Denver	W	58-53
* 2/21/1958	UTAH STATE	W	74-56
* 2/22/1958	BYU	W	74-49
* 3/1/1958	at Wyoming	L	62-70
* 3/6/1958	at Montana	L	44-51
* 3/8/1958	at Utah	L	79-105

* Skyline Conference

1958-59: 8-14 (6-8, 6th in Skyline)

Home: 6-6 / Away: 2-8

12/5/1958	IDAHO	L	58-59
12/6/1958	IDAHO	W	74-67
12/13/1958	at Regis	L	55-58
12/17/1958	AIR FORCE	W	67-57
12/19/1958	at Iowa State	L	55-79
12/20/1958	at Drake	L	64-78
12/30/1958	REGIS	L	53-55
1/3/1959	MONTANA STATE	L	73-78
* 1/9/1959	at Denver	L	67-88
* 1/16/1959	BYU	W	72-62
* 1/17/1959	UTAH STATE	L	77-88
* 1/24/1959	at New Mexico	W	67-56
* 1/31/1959	WYOMING	W	78-60
* 2/5/1959	at Utah	L	48-68
* 2/7/1959	at Montana	L	43-49
* 2/13/1959	NEW MEXICO	W	74-55
* 2/14/1959	DENVER	W	60-52
* 2/20/1959	at Utah State	L	74-81
* 2/21/1959	at BYU	L	63-88
* 2/28/1959	at Wyoming	W	80-74
* 3/6/1959	MONTANA	L	66-70
* 3/7/1959	#16 UTAH	L	61-68

* Skyline Conference game

1959-60: 13-10 (10-4, 3rd in Skyline)

Home: 8-2 / Away: 5-7 / Neutral: 0-1

12/4/1959	COLORADO	L	55-66
12/5/1959	REGIS	W	86-53
12/12/1959	at Regis	L-ot	56-61
12/16/1959	at Idaho	W	62-46
12/17/1959	at Idaho	L	62-66
12/19/1959	at Oregon	L	66-72
# 12/28/1959	at Idaho State	L	51-58
# 12/29/1959	vs Gonzaga	L	55-57
1/2/1960	ARIZONA	W	103-64
* 1/8/1960	DENVER	W	88-70
* 1/9/1960	NEW MEXICO	W	88-67
* 1/15/1960	at BYU	W	53-51
* 1/16/1960	at #12 Utah State	L	65-73
* 1/23/1960	at New Mexico	W	77-63
* 1/30/1960	WYOMING	W	69-50
* 2/5/1960	#7 UTAH	L	76-86
* 2/6/1960	MONTANA	W	78-58
* 2/13/1960	at Denver	L	62-66
* 2/19/1960	#7 UTAH STATE	W	68-60
* 2/20/1960	BYU	W	65-53
* 2/27/1960	at Wyoming	W	64-63
* 3/3/1960	at Montana	W	71-55
* 3/5/1960	at #6 Utah	L	83-87

* Skyline Conference game
Idaho State College Invitational (Pocatello, Idaho)

1960-61: 17-9 (12-2, Skyline Co-Champions)

Home: 12-0 / Away: 4-7 / Neutral: 1-2

12/2/1960	IDAHO STATE	W	71-63
12/3/1960	IDAHO STATE	W	70-47
12/9/1960	AIR FORCE	W	63-46
12/10/1960	at Regis	L	57-68
12/16/1960	REGIS	W	77-62
12/19/1960	at Oklahoma	L	50-56
12/21/1960	at #12 Kansas State	L	56-63
# 12/27/1960	vs Xavier	W	71-65
# 12/28/1960	at Detroit	L	64-77
12/29/1960	at Toledo	L	69-86
* 1/7/1961	DENVER	W	72-59
* 1/13/1961	BYU	W	73-49
* 1/14/1961	UTAH STATE	W	81-44
* 1/21/1961	at New Mexico	W	60-53
* 1/28/1961	WYOMING	W	73-55
* 2/2/1961	at Utah	L	58-69
* 2/4/1961	at Montana	L	60-70
* 2/10/1961	NEW MEXICO	W	90-61
* 2/11/1961	DENVER	W	52-45
* 2/17/1961	at Utah State	W	64-60
* 2/18/1961	at BYU	W	65-58
* 2/25/1961	at Wyoming	W	61-38
* 3/3/1961	MONTANA	W	67-49
* 3/4/1961	UTAH	W	50-49
^ 3/11/1961	vs Utah	L	51-55
! 3/18/1961	vs Saint Louis	L	53-59

* Skyline Conference game

Motor City Tournament (Detroit, Mich.)

^ Skyline Conference Championship (Provo, Utah)

! National Invitation Tournament (Madison Square Garden - NYC)

1961-62: 18-9 (10-4, 3rd in Skyline)

Home: 7-1 / Away: 10-7 / Neutral: 1-1

12/1/1961	at Wichita State	L	36-64
12/2/1961	at Tulsa	W	85-72
12/9/1961	REGIS	W	78-56
12/15/1961	at #4 Southern Cal	L	52-67
12/16/1961	at UCLA	W	69-68
12/21/1961	at Oklahoma State	L	44-60
12/23/1961	at Oklahoma	W	52-47
12/28/1961	at Long Beach State	W	85-82
# 12/29/1961	vs Chapman	W	62-49
# 12/30/1961	at San Diego State	W	71-57
* 1/5/1962	NEW MEXICO	W	67-41
* 1/6/1962	DENVER	W	70-52
* 1/12/1962	at Utah State	L	59-69
* 1/13/1962	at BYU	W	75-69
* 1/20/1962	at New Mexico	W	74-58
* 1/26/1962	WYOMING	W	56-50
1/27/1962	at Air Force	L	57-58
* 2/2/1962	MONTANA	W	58-36
* 2/3/1962	UTAH	W	74-59
* 2/10/1962	at Denver	W	77-67
* 2/16/1962	BYU	W	73-65
* 2/17/1962	UTAH STATE	L	70-77
2/19/1962	at Regis	W	62-58
* 2/24/1962	at Wyoming	W	58-54
* 3/1/1962	at Utah	L	68-86
* 3/3/1962	at Montana	L	63-71
! 3/17/1962	vs Holy Cross	L	71-72

* Skyline Conference game

Aztec-Kiwanis Festival Tournament (San Diego, Calif.)

! National Invitational Tournament (Madison Square Garden - NYC)

1962-63: 18-5

Home: 9-0 / Away: 8-4 / Neutral: 1-1

11/30/1962	at Washington State	W	77-47
12/1/1962	at Washington	L	59-64
12/8/1962	UCLA	W-ot	66-65
12/14/1962	ARIZONA	W	75-65
12/17/1962	PEPPERDINE	W	69-67
12/20/1962	at New Mexico	L	46-56
12/21/1962	at UTEP	W-ot	64-62
# 12/26/1962	at Southern Cal	W	72-54
# 12/27/1962	vs Northwestern	W	75-50
# 12/28/1962	at UCLA	L	64-68
1/4/1963	WYOMING	W	91-70
1/5/1963	at Denver	W	76-65
1/12/1963	at Wyoming	W	75-69
1/19/1963	at Utah State	L	68-75
1/26/1963	at Utah	W	72-54
2/1/1963	MONTANA STATE	W	100-83
2/8/1963	at Air Force	W	59-41
2/9/1963	DENVER	W	79-57
2/15/1963	REGIS	W	81-56
2/16/1963	at Regis	W	63-50
2/23/1963	AIR FORCE	W	85-51
3/2/1963	UTAH STATE	W	67-60
\$p 3/9/1963	vs Oklahoma City	L	67-70

Los Angeles Classic (LA Sports Arena - Los Angeles, Calif.)

\$ NCAA Midwest Region (Lubbock Coliseum - Lubbock, Texas)

1963-64: 16-9

Home: 9-3 / Away: 6-4 / Neutral: 1-2

12/6/1963	NEW MEXICO	L	53-55
12/7/1963	ARIZONA	W	57-45
12/14/1963	OKLAHOMA STATE	W	58-49
12/21/1963	WASHINGTON STATE	W	96-60
12/23/1963	WASHINGTON	W	82-52
# 12/26/1963	vs Iowa	W	61-56
# 12/27/1963	vs #9 Oregon State	L	51-53
# 12/30/1963	vs Oregon	L	59-65
1/3/1964	NORTH DAKOTA	W	73-44
1/4/1964	at Denver	W	74-55
1/10/1964	at Arizona	L	55-57
1/11/1964	at Arizona State	L	62-76
1/17/1964	REGIS	W	93-61
1/18/1964	AIR FORCE	L	46-48
1/24/1964	at Utah State	L	70-85
1/25/1964	at Utah	L	68-78
1/31/1964	at Montana	W	59-47
2/1/1964	at Montana State	W	77-65
2/7/1964	at Wyoming	W	66-56
2/8/1964	WYOMING	W	73-68
2/15/1964	UTAH STATE	L-ot	84-85
2/22/1964	at Air Force	W	69-66
2/28/1964	DENVER	W	57-50
2/29/1964	IDAHO STATE	W	101-74
3/6/1964	at Regis	W	68-56

Far West Classic (Portland, Ore.)

GENERAL

THE RAMS

2019-20 REVIEW

HISTORY

UNIVERSITY

OPPONENTS

1964-65: 16-8

Home: 9-2 / Away: 6-5 / Neutral: 1-1

#	12/4/1964	vs Air Force	W-ot	68-66
#	12/5/1964	at Denver	W	79-65
	12/11/1964	UTEP	L	50-63
	12/12/1964	CHAPMAN	W	101-66
	12/16/1964	at Cornell	W	67-65
	12/17/1964	at Duquesne	L	56-75
	12/19/1964	at St. Bonaventure	W	86-81
	12/22/1964	at Detroit	L	73-75
	12/29/1964	FRESNO STATE	W	84-66
	12/30/1964	FRESNO STATE	W	76-56
	1/8/1965	DENVER	W	74-70
	1/15/1965	at Idaho State	W	64-57
	1/16/1965	at Utah State	W	89-78
	1/22/1965	REGIS	W	69-44
	1/23/1965	at Wyoming	L	68-77
	1/30/1965	SOUTHERN CAL	L	65-80
	2/6/1965	WYOMING	W	82-77
	2/13/1965	at Denver	L-ot	60-65
	2/20/1965	UTAH STATE	W	89-74
	2/26/1965	AIR FORCE	W	72-62
	2/27/1965	MONTANA STATE	W	91-71
	3/5/1965	at Regis	W	82-49
	3/6/1965	at Air Force	L	67-71
§	3/8/1965	vs Oklahoma City	L	68-70

Mile High Classic (Denver, Colo.)

§ NCAA West Region First Round (Lubbock, Texas)

1965-66: 14-8

Home: 9-1 / Away: 4-4 / Neutral: 1-3

#	12/3/1965	at Denver	W	64-61
#	12/4/1965	vs Wyoming	W	75-69
	12/10/1965	LONG BEACH STATE	W	93-84
	12/11/1965	ARIZONA STATE	W	84-63
	12/18/1965	at Montana State	W	82-68
	12/20/1965	at Seattle	L	78-83
	12/23/1965	IDAHO STATE	W	95-72
%	12/27/1965	vs Boston College	L	64-86
%	12/28/1965	vs Villanova	L	57-68
	1/8/1966	at Denver	L	65-82
	1/15/1966	at Utah State	W	72-63
	1/22/1966	at Wyoming	L	55-70
	1/24/1966	NEW MEXICO STATE	W	109-70
	First game at CSU Auditorium/Moby Arena			
	1/28/1966	MONTANA STATE	W	91-62
	2/4/1966	#6 UTEP	L	66-68
	2/5/1966	DENVER	W	67-65
	2/12/1966	WYOMING	W	75-68
	2/19/1966	SEATTLE	W	93-83
	2/25/1966	UTAH STATE	W	74-64
	2/26/1966	at #3 UTEP	L	55-72
	3/5/1966	at Air Force	W	79-72
\$p	3/7/1966	vs Houston	L	76-82

Mile High Classic (Denver, Colo.)

% ECAC Holiday Festival (New York City)

§ NCAA Tournament - West Region First Round (Wichita, Kan.)

1966-67: 13-10

Home: 10-2 / Away: 2-8 / Neutral: 1-0

	12/1/1966	MONTANA STATE	W	90-73
	12/2/1966	IDAHO	W	96-71
	12/9/1966	NEW MEXICO STATE	W	63-55
	12/10/1966	TULSA	L	64-77
	12/16/1966	DEPAUW	W	89-60
	12/22/1966	at #1 UCLA	L	74-84
	12/23/1966	at Loyola Marymount	L	73-82
#	12/29/1966	vs New York	W	55-53
#	12/30/1966	at New Mexico	L	49-64
	1/7/1967	WEST TEXAS STATE	W	90-72
	1/11/1967	DENVER	W	56-52
	1/14/1967	at Wyoming	L-ot	72-75
	1/20/1967	at Idaho State	W	70-58
	1/21/1967	at Utah State	L	70-83
	1/27/1967	AIR FORCE	W	81-62
	1/30/1967	UTAH	W	82-73
	2/2/1967	at Utah	L	68-78
	2/4/1967	at Montana State	L	69-70
	2/11/1967	WYOMING	W	69-57
	2/18/1967	at Denver	L	67-74
	2/20/1967	SEATTLE	L	64-72
	2/25/1967	UTAH STATE	W	80-75
	3/3/1967	at Air Force	W	62-60
#	Lobo Invitational Tournament (Albuquerque, N.M.)			

1967-68: 11-13

Home: 8-5 / Away: 3-7 / Neutral: 0-1

	12/1/1967	WEBER STATE	L	61-71
	12/2/1967	MONTANA STATE	W	68-64
	12/5/1967	SACRAMENTO STATE	W	82-66
	12/8/1967	IDAHO STATE	L	89-100
	12/15/1967	at Loyola Marymount	L	69-93
	12/16/1967	at Southern Cal	L	53-70
	12/21/1967	MISSOURI	W	64-52
#	12/29/1967	vs San Francisco	L	65-81
#	12/30/1967	at Seattle	L	69-75
	1/3/1968	UTEP	L	70-90
	1/6/1968	LOYOLA CHICAGO	W	81-73
	1/8/1968	at West Texas State	W	99-88
	1/10/1968	DENVER	L	59-65
	1/18/1968	SEATTLE	W	88-79
	1/20/1968	UTAH STATE	W	80-74
	1/22/1968	at Weber State	L	73-88
	1/26/1968	WYOMING	L	68-84
	1/30/1968	at Denver	W	71-70
	2/3/1968	WEST TEXAS STATE	W	90-72
	2/10/1968	at Wyoming	L	67-74
	2/17/1968	at Utah State	L	75-96
	2/24/1968	at Air Force	W	75-64
	3/1/1968	AIR FORCE	W	83-62
	3/2/1968	at UTEP	L	67-79
#	American Legion Invitational Tournament (Seattle, Wash.)			

1968-69: 17-7

Home: 10-1 / Away: 3-5 / Neutral: 4-1

#	11/30/1968	at New Mexico State	L	89-95
#	12/2/1968	vs Denver	W-ot	71-66
	12/6/1968	PACIFIC	W-2ot	78-77
	12/13/1968	FRESNO STATE	W	69-64
	12/14/1968	LOUISIANA-LAFAYETTE	W	78-68
	12/18/1968	LOYOLA MARYMOUNT	W	76-57
	12/21/1968	UC SANTA BARBARA	W	76-55
%	12/27/1968	vs Rutgers	W	67-66
%	12/28/1968	at Utah	W	70-58
	1/4/1969	at Utah State	L	73-83
	1/11/1969	UTEP	W	64-63
	1/16/1969	AIR FORCE	W	83-65
	1/25/1969	at Wyoming	W	78-68
	1/31/1969	WYOMING	L	74-76
	2/5/1969	at Denver	W	84-67
	2/8/1969	WEST TEXAS STATE	W	55-53
	2/15/1969	DENVER	W	79-62
	2/17/1969	UTAH STATE	W	70-60
	2/22/1969	at Loyola Chicago	L	64-75
	2/28/1969	at UTEP	L	58-78
	3/1/1969	at West Texas State	L	66-74
\$	3/8/1969	vs Dayton	W	52-50
\$	3/13/1969	vs Colorado	W	64-56
\$	3/15/1969	vs Drake	L	77-84
# Pan American Center Dedication Tournament (Las Cruces, N.M.)				
% Utah Classic (Salt Lake City, Utah)				
\$ NCAA Tournament (First Round: Fort Worth, Texas, Second Round & Elite Eight - Manhattan, Kan.)				

1969-70: 14-9 (7-7, t-5th in WAC)

Home: 10-2 / Away: 4-7

	12/4/1969	MONTANA	W	100-77
	12/5/1969	NORTH TEXAS	W	82-60
	12/13/1969	DENVER	W	68-54
	12/17/1969	at Missouri	L	55-81
	12/22/1969	SAN JOSE STATE	W	91-65
	12/29/1969	at Pacific	L	74-84
	1/3/1970	at Air Force	W	71-62
*	1/8/1970	UTEP	L	64-77
*	1/10/1970	NEW MEXICO	W	79-62
*	1/15/1970	WYOMING	L	87-88
*	1/17/1970	at Wyoming	L	77-79
*	1/22/1970	UTAH STATE	W	80-66
	1/24/1970	at Denver	W-3ot	82-80
*	1/29/1970	at Arizona	L	69-75
*	1/31/1970	at Arizona State	L	72-74
*	2/5/1970	BYU	W	94-71
*	2/7/1970	UTAH	W	89-77
*	2/12/1970	at New Mexico	W	64-57
*	2/14/1970	at UTEP	L	61-80
*	2/19/1970	at Utah	W	83-69
*	2/21/1970	at BYU	L	84-96
*	2/26/1970	ARIZONA STATE	W	79-72
*	2/28/1970	ARIZONA	W	94-80

* Western Athletic Conference game (first year)

1970-71: 15-10 (7-7, 5th in WAC)

Home: 8-4 / Away: 6-6 / Neutral: 1-0

	12/1/1970	DENVER	W	67-59
	12/3/1970	CAL STATE FULLERTON	W	98-74
	12/5/1970	at Air Force	W	79-63
	12/10/1970	RICE	W	73-57
	12/12/1970	WEST TEXAS STATE	W	117-93
#	12/18/1970	vs Oklahoma City	W	86-64
#	12/19/1970	at Nebraska	L	65-69
	12/22/1970	at Denver	W	63-58
	12/29/1970	at North Texas	W	74-68
	12/30/1970	at West Texas State	L	63-80
	1/2/1971	CAL STATE LOS ANGELES	L	75-77
*	1/7/1971	ARIZONA	W	90-65
*	1/9/1971	ARIZONA STATE	L	77-80
*	1/15/1971	at BYU	L	73-75
*	1/16/1971	at Utah	L	78-80
*	1/23/1971	WYOMING	W	74-51
*	1/29/1971	UTEP	L	68-69
*	1/30/1971	NEW MEXICO	W	79-71
*	2/6/1971	at Wyoming	W	88-78
*	2/12/1971	at Arizona State	L	85-103
*	2/13/1971	at Arizona	W	74-71
*	2/19/1971	UTAH	W	101-86
*	2/20/1971	BYU	L-2ot	92-98
*	2/25/1971	at New Mexico	W	68-67
*	2/27/1971	at UTEP	L	74-77

* Western Athletic Conference game

Cornhusker Classic (Lincoln, Neb.)

1971-72: 15-9 (7-7, t-4th in WAC)

Home: 11-2 / Away: 3-6 / Neutral: 1-1

	12/1/1971	DENVER	W	86-61
	12/3/1971	CAL STATE FULLERTON	W	96-67
	12/11/1971	AIR FORCE	W	109-75
#	12/17/1971	vs Michigan State	L	63-67
#	12/18/1971	vs Penn State	W	70-63
	12/21/1971	TCU	W	109-78
	12/22/1971	KENT STATE	W	83-70
	12/30/1971	UTAH STATE	W	81-68
*	1/7/1972	NEW MEXICO	W	93-65
*	1/8/1972	UTEP	W	63-62
*	1/14/1972	at Arizona	L	74-78
*	1/15/1972	at Arizona State	L	71-99
	1/18/1972	at Denver	W	47-45
*	1/22/1972	at Wyoming	W	68-66
*	1/27/1972	#7 BYU	L	68-75
*	1/29/1972	UTAH	W	91-73
*	2/5/1972	WYOMING	W	80-70
*	2/10/1972	at UTEP	L	70-77
*	2/12/1972	at New Mexico	L-ot	75-77
*	2/18/1972	ARIZONA STATE	L	80-88
*	2/19/1972	ARIZONA	W	87-67
*	2/25/1972	at Utah	W	68-66
*	2/26/1972	at #7 BYU	L	85-105
*	2/28/1972	at Utah State	L	84-93

* Western Athletic Conference game

Volunteer Classic (Knoxville, Tenn.)

GENERAL

THE RAMS

2019-20 REVIEW

HISTORY

UNIVERSITY

OPPONENTS

1972-73: 13-15 (5-9, 6th in WAC)

Home: 9-4 / Away: 3-8 / Neutral: 1-3

	11/24/1972	at Utah State	L	54-63
	11/29/1972	at Denver	W	83-67
	12/1/1972	CAL STATE FULLERTON	W	79-62
	12/2/1972	CAL POLY	W-ot	87-79
	12/12/1972	at Air Force	L	57-78
#	12/15/1972	vs Oregon	L	68-73
#	12/16/1972	vs Nebraska	W	57-51
	12/19/1972	STANFORD	W	77-72
	12/23/1972	FRESNO STATE	W	70-63
%	12/27/1972	at Hawaii	L	75-88
%	12/29/1972	vs Fordham	L	69-85
%	12/30/1972	vs Utah	L	63-67
*	1/5/1973	at #15 BYU	W-ot	93-86
*	1/6/1973	at Utah	L	60-63
	1/12/1973	DENVER	W	81-68
	1/13/1973	UTAH STATE	W	87-70
*	1/20/1973	WYOMING	W	61-59
*	1/26/1973	UTEP	L	49-57
*	1/27/1973	#19 NEW MEXICO	W	76-67
*	2/1/1973	at Arizona State	L	50-77
*	2/3/1973	at Arizona	L	87-94
*	2/9/1973	UTAH	L-ot	65-69
*	2/10/1973	BYU	L	74-78
*	2/17/1973	at Wyoming	W	60-54
*	2/22/1973	at #15 New Mexico	L	72-93
*	2/24/1973	at UTEP	L	44-62
*	3/2/1973	ARIZONA	W	79-72
*	3/3/1973	ARIZONA STATE	L	87-89

* Western Athletic Conference game

Kentucky Invitational (Lexington, Ky.)

% Rainbow Classic (Honolulu, Hawaii)

1973-74: 12-14 (5-9, 7th in WAC)

Home: 9-4 / Away: 3-10

	12/1/1973	DENVER	L	64-71
	12/8/1973	WEBER STATE	W	75-68
	12/11/1973	AIR FORCE	W	62-46
	12/13/1973	at Fresno State	L	55-57
	12/15/1973	at Stanford	L	45-56
	12/17/1973	at Utah State	L	67-74
	12/21/1973	at Rice	W	83-66
	12/22/1973	at TCU	L	65-70
	12/29/1973	BALL STATE	W	94-67
*	1/3/1974	ARIZONA STATE	W	74-72
*	1/5/1974	#15 ARIZONA	W	85-67
	1/9/1974	UTAH STATE	W	63-61
	1/15/1974	at Denver	W	71-65
*	1/19/1974	at Wyoming	W	57-46
*	1/25/1974	at UTEP	L	52-53
*	1/26/1974	at New Mexico	L	49-54
*	1/31/1974	BYU	W	69-52
*	2/1/1974	UTAH	L	68-76
*	2/8/1974	at Arizona	L	67-76
*	2/9/1974	at Arizona State	L	63-70
	2/11/1974	WISCONSIN-MILWAUKEE	W	98-72
*	2/16/1974	WYOMING	W	76-67
*	2/22/1974	NEW MEXICO	L	65-67
*	2/23/1974	UTEP	L	46-58
*	2/28/1974	at Utah	L	82-83
*	3/2/1974	at BYU	L	69-70

* Western Athletic Conference game

1974-75: 14-12 (6-8, 5th in WAC)

Home: 11-4 / Away: 3-8

	11/29/1974	SOUTHERN INDIANA	W	98-67
	11/30/1974	MONTANA	L	48-54
	12/3/1974	CAL STATE NORTHRIDGE	W	93-67
	12/6/1974	CHAPMAN	W	81-65
	12/7/1974	at Denver	W	65-61
	12/13/1974	at Utah State	L	70-71
	12/16/1974	at Weber State	L	58-67
	12/20/1974	SOUTHWESTERN (TEXAS)	W	97-59
	12/28/1974	BOISE STATE	W	96-65
	1/4/1975	DENVER	W	90-67
*	1/10/1975	at UTEP	W	62-44
*	1/11/1975	at New Mexico	L	70-85
	1/16/1975	UTAH STATE	L	71-76
*	1/18/1975	WYOMING	W	78-60
*	1/24/1975	#10 ARIZONA STATE	W	91-80
*	1/25/1975	#13 ARIZONA	L	82-85
*	2/7/1975	at BYU	L	75-88
*	2/8/1975	at Utah	L	63-71
*	2/14/1975	NEW MEXICO	W	58-53
*	2/15/1975	UTEP	L	57-60
*	2/18/1975	at Air Force	W-ot	72-71
*	2/22/1975	at Wyoming	L	61-65
*	2/28/1975	at #19 Arizona	L	97-107
*	3/1/1975	at #9 Arizona State	L	80-104
*	3/7/1975	UTAH	W	85-64
*	3/8/1975	BYU	W	92-81

* Western Athletic Conference game

1975-76: 10-16 (6-8, 5th in WAC)

Home: 8-5 / Away: 2-8 / Neutral: 0-3

	11/29/1975	PORTLAND STATE	W	98-90
	12/2/1975	CAL STATE HAYWARD	W	99-81
	12/6/1975	DENVER	W	92-81
	12/13/1975	AIR FORCE	L	70-71
	12/18/1975	FRESNO STATE	W-ot	73-70
	12/20/1975	at Utah State	L	81-87
#	12/27/1975	vs Texas Tech	L	55-59
#	12/29/1975	vs Oregon	L	66-70
#	12/30/1975	vs Florida State	L	54-84
*	1/9/1976	NEW MEXICO	L	71-80
*	1/10/1976	UTEP	W	63-62
	1/14/1976	UTAH STATE	L	62-72
	1/16/1976	at Denver	L	70-71
	1/17/1976	at Montana	L	57-69
*	1/24/1976	at Wyoming	W	51-41
*	1/30/1976	at Arizona	L	76-94
*	1/31/1976	at Arizona State	L	79-98
*	2/6/1976	UTAH	L	75-82
*	2/7/1976	BYU	W	93-84
*	2/13/1976	at UTEP	L	64-82
*	2/14/1976	at New Mexico	L	75-84
*	2/21/1976	WYOMING	W	61-57
*	2/27/1976	ARIZONA STATE	W	96-76
*	2/28/1976	ARIZONA	L	72-78
*	3/5/1976	at BYU	W	85-81
*	3/6/1976	at Utah	L	77-88

* Western Athletic Conference game

Far West Classic (Portland, Ore.)

1976-77: 13-12 (6-8, t-5th in WAC)

Home: 9-4 / Away: 4-8

11/27/1976	at Denver	W	77-68
11/29/1976	at Utah State	L	57-58
12/9/1976	PACIFIC	W	74-43
12/11/1976	at Air Force	W	66-63
12/17/1976	UC SAN DIEGO	W	101-58
12/18/1976	DENVER	W	88-71
12/21/1976	at Fresno State	L	51-64
12/23/1976	at Boise State	L	52-60
12/29/1976	STANFORD	L	76-83
1/8/1977	PORTLAND STATE	W	87-66
* 1/14/1977	at BYU	W	49-41
* 1/15/1977	at Utah	L-ot	64-67
* 1/22/1977	WYOMING	L-ot	64-74
* 1/28/1977	ARIZONA STATE	W	79-69
* 1/29/1977	#16 ARIZONA	L	72-77
* 2/3/1977	at New Mexico	L	64-73
* 2/5/1977	at UTEP	W	51-46
* 2/10/1977	UTAH	L	68-69
* 2/12/1977	BYU	W	78-67
* 2/19/1977	at Wyoming	L	63-65
* 2/21/1977	UTAH STATE	W	75-67
* 2/24/1977	at Arizona	L	86-91
* 2/26/1977	at Arizona State	L	68-86
* 3/4/1977	UTEP	W	82-57
* 3/5/1977	NEW MEXICO	W	78-64

* Western Athletic Conference game

1977-78: 18-9 (8-6, 3rd in WAC)

Home: 12-1 / Away: 3-8 / Neutral: 3-0

11/26/1977	at Portland State	W	97-93
11/28/1977	at Utah State	L	66-83
12/1/1977	BOISE STATE	W	90-79
12/10/1977	AIR FORCE	W	72-55
12/16/1977	EASTERN WASHINGTON	W	73-61
12/17/1977	WEST TEXAS STATE	W	101-70
12/20/1977	at Stanford	L	73-86
12/23/1977	at Pacific	L-ot	86-90
# 12/28/1977	vs Oregon	W	61-50
# 12/29/1977	vs Washington State	W	47-46
# 12/30/1977	vs Oregon State	W-ot	49-44
1/4/1978	DEPAUW	W	90-60
* 1/12/1978	UTAH	W	72-64
* 1/14/1978	BYU	W	76-66
* 1/21/1978	at Wyoming	W	79-63
* 1/27/1978	at Arizona	L	63-75
* 1/28/1978	at Arizona State	L	67-89
* 2/2/1978	UTEP	W	56-49
* 2/4/1978	#10 NEW MEXICO	L	82-91
* 2/10/1978	at BYU	L	81-98
* 2/11/1978	at Utah	L	67-76
* 2/18/1978	WYOMING	W	82-70
* 2/20/1978	UTAH STATE	W	63-62
* 2/24/1978	ARIZONA STATE	W	100-91
* 2/25/1978	ARIZONA	W	95-88
* 3/2/1978	at #8 New Mexico	L	88-111
* 3/4/1978	at UTEP	W	70-61

* Western Athletic Conference game

Far West Classic (Portland, Ore.)

1978-79: 11-16 (3-9, t-6th in WAC)

Home: 9-6 / Away: 2-10

11/24/1978	at Portland State	W-ot	82-81
11/27/1978	at Air Force	L	62-63
12/2/1978	IOWA	W	72-69
12/7/1978	at Texas Tech	L	67-79
12/9/1978	at West Texas State	W	69-65
12/15/1978	EASTERN WASHINGTON	W	81-65
12/16/1978	DREXEL	L	73-75
12/27/1978	IDAHO STATE	W	87-74
12/28/1978	COLORADO MESA	W	82-57
12/30/1978	LAMAR	W	72-62
1/4/1979	WISCONSIN-LA CROSSE	W	87-70
1/6/1979	DENVER	L	64-68
1/8/1979	at Idaho State	L	77-78
1/12/1979	UNLV	L	85-90
* 1/13/1979	SAN DIEGO STATE	W	82-76
* 1/18/1979	at New Mexico	L	76-94
* 1/20/1979	at UTEP	L	74-78
* 1/25/1979	BYU	L	83-98
* 1/27/1979	UTAH	L	75-96
* 2/2/1979	WYOMING	W	45-42
* 2/8/1979	at San Diego State	L	83-90
* 2/15/1979	UTEP	W	61-60
* 2/17/1979	NEW MEXICO	L	69-77
* 2/22/1979	at Utah	L	63-72
* 2/24/1979	at BYU	L	61-66
* 3/3/1979	at Wyoming	L	65-70
3/6/1979	at UNLV	L	89-91

* Western Athletic Conference

1979-80: 10-17 (5-9, 5th in WAC)

Home: 8-7 / Away: 2-10

11/30/1979	#11 PURDUE	L	55-65
12/2/1979	at Indiana State	L	65-72
12/3/1979	at Iowa	L	66-113
12/6/1979	DENVER	W	69-61
12/8/1979	TEXAS TECH	W	73-66
12/11/1979	U.S. INTERNATIONAL	W	84-77
12/12/1979	NORTHERN COLORADO	W	89-67
12/21/1979	at Colorado	L	82-96
12/22/1979	at #14 UCLA	L	63-86
12/28/1979	CAL STATE NORTHRIDGE	W	90-68
* 1/3/1980	at San Diego State	L	71-86
* 1/5/1980	at Hawaii	L-ot	78-80
* 1/10/1980	UTEP	L-ot	66-67
* 1/12/1980	NEW MEXICO	W	82-68
* 1/18/1980	at Utah	W	83-79
* 1/19/1980	at #18 BYU	L	82-104
* 1/28/1980	UNLV	L	62-66
* 1/31/1980	HAWAII	W	72-64
* 2/2/1980	SAN DIEGO STATE	W	68-66
* 2/7/1980	at New Mexico	L-ot	79-80
* 2/9/1980	at UTEP	L	66-79
2/14/1980	at UNLV	L	80-81
2/16/1980	AIR FORCE	L	59-67
* 2/21/1980	#14 BYU	L	86-111
* 2/23/1980	UTAH	L	84-98
* 3/1/1980	at Wyoming	W	51-49
* 3/3/1980	WYOMING	L-ot	64-67

* Western Athletic Conference game

GENERAL

THE RAMS

2019-20 REVIEW

HISTORY

UNIVERSITY

OPPONENTS



Tony McAndrews

13th head coach in program history

1980-87 (Seven Seasons)

Overall Record: 80-120 (.400)

Conference Record: 40-72 (.357)

1980-81: 3-24 (1-15, 9th in WAC)

Home: 2-10 / Away: 0-14 / Neutral: 1-0

11/29/1980	at Purdue	L	59-72
12/1/1980	at Northwestern	L	75-78
# 12/5/1980	vs Oklahoma City	W	47-45
# 12/6/1980	at Wichita State	L	34-53
12/8/1980	OKLAHOMA STATE	L	64-79
12/10/1980	at Idaho State	L	73-78
12/13/1980	NORTHERN COLORADO	W	68-60
12/20/1980	COLORADO	L	69-91
12/22/1980	at Nebraska	L	48-54
* 1/2/1981	at Hawaii	L	63-76
* 1/5/1981	at San Diego State	L	66-78
* 1/9/1981	NEW MEXICO	L	75-80
* 1/10/1981	UTEP	L	46-75
1/12/1981	UNLV	L	68-76
* 1/17/1981	WYOMING	L	54-85
* 1/23/1981	at #18 BYU	L	46-66
* 1/24/1981	at #14 Utah	L	56-86
* 1/30/1981	AIR FORCE	W	53-50
* 2/5/1981	SAN DIEGO STATE	L	51-53
* 2/7/1981	HAWAII	L	64-69
* 2/12/1981	at UTEP	L	53-63
* 2/14/1981	at New Mexico	L	51-68
* 2/21/1981	at Wyoming	L	40-68
* 2/26/1981	#7 UTAH	L	50-73
* 2/28/1981	#18 BYU	L	69-80
* 3/6/1981	at UNLV	L	69-85
* 3/7/1981	at Air Force	L	43-70

* Western Athletic Conference game
Shocker Classic (Wichita, Kan.)

1981-82: 8-19 (2-14, 9th in WAC)

Home: 6-7 / Away: 1-12 / Neutral: 1-0

11/28/1981	CSU-PUEBLO	W	73-62
12/1/1981	NORTHERN COLORADO	W	68-58
12/4/1981	at Oral Roberts	L	68-81
12/5/1981	at Oklahoma State	L-ot	71-73
# 12/11/1981	at #10 Indiana	L	41-82
# 12/12/1981	vs SMU	W	74-56
12/19/1981	at Colorado	L-ot	53-54
12/23/1981	NEBRASKA	W-ot	58-51
12/30/1981	INDIANA STATE	W	65-59
* 1/2/1982	at Wyoming	L	31-51
* 1/7/1982	BYU	W	50-40
* 1/9/1982	UTAH	L	55-64
1/14/1982	at UNLV	L	54-68
* 1/16/1982	at Air Force	W-ot	57-49
* 1/22/1982	HAWAII	L	53-56
* 1/23/1982	SAN DIEGO STATE	L	50-57
* 1/29/1982	at New Mexico	L	58-67
* 1/30/1982	at UTEP	L	52-56
* 2/5/1982	at Utah	L	57-67
* 2/6/1982	at BYU	L	54-60
* 2/11/1982	UTEP	L	30-49
* 2/13/1982	NEW MEXICO	L	62-64
* 2/19/1982	AIR FORCE	L	57-60
2/20/1982	IDAHO STATE	W	68-62
* 2/27/1982	WYOMING	L	57-63
* 3/4/1982	at San Diego State	L	62-68
* 3/6/1982	at Hawaii	L	58-78

* Western Athletic Conference game
Indiana Classic (Bloomington, Ind.)

1982-83: 11-17 (6-10, t-7th in WAC)

Home: 8-6 / Away: 3-10 / Neutral: 0-1

11/27/1982	NORTHERN COLORADO	W	71-49
12/2/1982	ORAL ROBERTS	W	61-46
12/4/1982	NORTHWESTERN	L	53-61
12/8/1982	COLORADO	L	55-57
12/18/1982	at Idaho State	W	67-49
12/20/1982	at Loyola Marymount	L	61-63
12/22/1982	at Southern Cal	L	65-72
# 12/29/1982	at Montana State-Billings	W	54-52
# 12/30/1982	vs Northern Arizona	L	57-60
1/3/1983	WISCONSIN-STEVENS POINT	L	56-67
* 1/8/1983	AIR FORCE	W-ot	56-52
1/10/1983	at Wichita State	L	48-72
* 1/13/1983	at New Mexico	L	58-68
* 1/15/1983	at UTEP	L	45-61
* 1/20/1983	BYU	L	63-77
* 1/24/1983	UTAH	L	58-79
* 1/27/1983	at San Diego State	L	45-59
* 1/31/1983	at Hawaii	L	57-60
* 2/3/1983	at Air Force	W	48-47
* 2/5/1983	WYOMING	W	50-48
* 2/10/1983	UTEP	L	45-46
* 2/12/1983	NEW MEXICO	W	85-70
* 2/17/1983	at BYU	L	58-69
* 2/19/1983	at Utah	L	49-57
* 2/24/1983	HAWAII	W	68-45
* 2/28/1983	SAN DIEGO STATE	W	70-55
3/3/1983	SIU-EDWARDSVILLE	W	69-55
* 3/5/1983	at Wyoming	L	39-49

* Western Athletic Conference
KOA Classic (Billings, Mont.)

1983-84: 16-14 (9-7, t-4th in WAC)

Home: 13-5 / Away: 3-9

11/25/1983	DOANE	W	83-67
11/26/1983	LOYOLA MARYMOUNT	L	71-73
11/29/1983	#18 WICHITA STATE	L	54-64
12/1/1983	NORTHERN COLORADO	W	78-62
12/7/1983	at Colorado	L	58-69
12/10/1983	NORTHERN ARIZONA	W	51-50
12/19/1983	EASTERN WASHINGTON	W	68-57
12/22/1983	IOWA STATE	L-ot	58-59
12/30/1983	TEXAS-ARLINGTON	W	96-68
1/2/1984	at Wisconsin-Green Bay	L	34-47
1/4/1984	at Nebraska	L	54-56
1/7/1984	MONTANA STATE	W	72-65
* 1/12/1984	at Air Force	W	54-46
* 1/14/1984	WYOMING	L	63-69
* 1/19/1984	#5 UTEP	W	63-51
* 1/21/1984	NEW MEXICO	L	47-55
* 1/26/1984	at Utah	W	56-54
* 1/30/1984	at BYU	L	57-73
* 2/4/1984	SAN DIEGO STATE	W	68-63
* 2/6/1984	HAWAII	W	70-67
* 2/9/1984	at Wyoming	L	51-67
* 2/11/1984	AIR FORCE	W	60-41
* 2/18/1984	at New Mexico	L	50-61
* 2/20/1984	at #10 UTEP	L	55-62
* 2/23/1984	BYU	W	70-65
* 2/27/1984	UTAH	W	66-59
* 2/29/1984	at San Diego State	W	61-59
* 3/2/1984	at Hawaii	L	63-69
^ 3/5/1984	AIR FORCE	W	61-56
% 3/7/1984	at Wyoming	L	36-40

* Western Athletic Conference game
^ WAC Tournament First Round (Fort Collins, Colo.)
% WAC Tournament Second Round (Laramie, Wyo.)

1984-85: 18-12 (9-7, t-3rd in WAC)

Home: 12-3 / Away: 5-8 / Neutral: 1-1

11/24/1984	CSU-PUEBLO	W	86-70
11/29/1984	U.S. INTERNATIONAL	W	86-48
11/30/1984	#20 UNLV	L	78-88
12/5/1984	COLORADO	W	70-64
12/8/1984	NORTHERN COLORADO	W	76-63
12/17/1984	at U.S. International	W	72-41
12/19/1984	at Texas-Arlington	W	89-77
12/22/1984	at Iowa State	L	49-85
# 12/28/1984	vs Cal State Fullerton	L-ot	64-66
# 12/29/1984	vs St. Mary's (Calif.)	W	61-60
* 1/3/1985	HAWAII	W	69-58
* 1/4/1985	AIR FORCE	W	67-58
1/6/1985	at Montana State	W	72-65
1/12/1985	NEBRASKA	L-2ot	78-88
* 1/17/1985	UTAH	W	77-69
* 1/19/1985	BYU	L	64-65
* 1/24/1985	at UTEP	L	45-79
* 1/28/1985	at New Mexico	L	42-44
* 1/31/1985	at Wyoming	L	53-54
* 2/2/1985	NEW MEXICO	W	61-52
* 2/7/1985	at Iowa State	L	72-75
* 2/9/1985	at Hawaii	L	59-66
* 2/14/1985	at BYU	L	69-77
* 2/16/1985	at Utah	W-ot	90-87
* 2/22/1985	WYOMING	W	83-68
* 2/23/1985	SAN DIEGO STATE	W	78-72
* 2/26/1985	at Air Force	W	65-63
* 3/2/1985	UTEP	W	73-69
^ 3/4/1985	HAWAII	W-ot	73-68
% 3/6/1985	at New Mexico	L	56-62

* Western Athletic Conference game

Nevada-Reno Wolfpack Classic (Reno, Nev.)

^ WAC Tournament First Round (Fort Collins, Colo.)

% WAC Tournament Second Round (Albuquerque, N.M.)

1985-86: 11-18 (6-10, 7th in WAC)

Home: 9-5 / Away: 2-11 / Neutral: 0-2

11/23/1985	CAL STATE NORTHRIDGE	W	47-46
11/25/1985	WISCONSIN-GREEN BAY	W	76-66
11/30/1985	at TCU	L	49-78
12/2/1985	NORTHERN COLORADO	W	74-60
12/4/1985	EASTERN ILLINOIS	W	83-62
12/7/1985	SOUTHERN CAL	L	53-66
12/11/1985	at Colorado	L	65-78
12/14/1985	at Minnesota	L	59-62
12/21/1985	at Northern Arizona	L	56-63
# 12/27/1985	at Chattanooga	L	55-58
# 12/28/1985	vs William & Mary	L	39-61
* 1/2/1986	at Hawaii	W	72-61
* 1/4/1986	at San Diego State	L	56-72
* 1/9/1986	at Air Force	W	57-51
* 1/11/1986	NEW MEXICO	W	65-58
* 1/16/1986	UTAH	L	54-59
* 1/17/1986	BYU	L	63-68
* 1/23/1986	at #19 UTEP	L	57-65
* 1/24/1986	at New Mexico	L	51-64
* 1/30/1986	SAN DIEGO STATE	W	75-72
* 2/1/1986	WYOMING	L	66-68
2/4/1986	CSU-PUEBLO	W	66-55
* 2/13/1986	HAWAII	W	91-71
* 2/14/1986	AIR FORCE	W	66-58
* 2/20/1986	UTEP	L	61-64
* 2/22/1986	at Wyoming	L	70-77
* 2/27/1986	at BYU	L	76-86
* 3/1/1986	at Utah	L	64-80
^ 3/6/1986	vs UTEP	L	50-58

* Western Athletic Conference game

Krystal Classic (Chattanooga, Tenn.)

^ WAC Tournament (Arena-Auditorium - Laramie, Wyo.)

1986-87: 13-16 (7-9, 6th in WAC)

Home: 9-6 / Away: 3-10 / Neutral: 1-0

11/29/1986	CSU-PUEBLO	W	64-59
12/2/1986	NORTHERN COLORADO	L	54-58
12/4/1986	DENVER	W	69-55
12/6/1986	TCU	L	77-80
12/8/1986	BAYLOR	W	69-64
12/11/1986	COLORADO	W-ot	67-64
12/13/1986	at North Texas	L	69-85
12/20/1986	at Oklahoma	L	62-108
12/27/1986	TOLEDO	W	81-62
# 12/29/1986	vs Drexel	W	87-81
# 12/30/1986	at Tulsa	L	61-68
* 1/2/1987	at BYU	L-ot	67-75
* 1/3/1987	at Utah	L	48-78
* 1/6/1987	at Wyoming	W	74-69
* 1/10/1987	SAN DIEGO STATE	W	84-79
* 1/14/1987	at Air Force	W	71-68
* 1/16/1987	UTEP	L	63-65
* 1/22/1987	at UTEP	L-ot	70-74
* 1/24/1987	at New Mexico	L	54-75
* 1/29/1987	UTAH	W	59-58
* 1/31/1997	BYU	L	49-51
* 2/5/1987	at San Diego State	W	64-62
* 2/7/1987	at Hawai'i	L	58-73
* 2/13/1987	AIR FORCE	W	70-58
* 2/14/1987	WYOMING	L-3ot	78-81
* 2/19/1987	HAWAI'I	W	69-62
* 2/21/1987	NEW MEXICO	L	61-62
2/25/1987	at Eastern Illinois	L	46-52
^ 3/5/1987	at New Mexico	L	77-92

* Western Athletic Conference game

Tulsa Classic (Tulsa, Okla.)

^ WAC Tournament (The Pit - Albuquerque, N.M.)

GENERAL

THE RAMS

2019-20 REVIEW

HISTORY

UNIVERSITY

OPPONENTS



Boyd Grant

14th head coach in program history

1987-91 (Four Seasons)

Overall Record: 81-46 (.638)

Conference Record: 37-31 (.544)

Two NCAA Appearances

One NIT Appearance

1987-88: 22-13 (8-8, 1-5th in WAC)

Home: 15-2 / Away: 4-8 / Neutral: 3-3

11/28/1987	NORTHERN COLORADO	W	61-49
12/1/1987	DENVER	W	86-61
12/3/1987	at Baylor	L	44-53
12/5/1987	MINNESOTA	W	80-61
12/8/1987	CSU-PUEBLO	W	79-59
12/12/1987	NORTH TEXAS	W	65-56
12/19/1987	at Toledo	W	57-50
# 12/28/1987	vs Pepperdine	L	62-66
# 12/29/1987	vs Army	W	61-36
1/4/1988	at Southern Cal	W	46-41
1/9/1988	WISCONSIN-GREEN BAY	W	55-47
1/11/1988	at Colorado	L	44-60
* 1/14/1988	UTAH	L	40-42
* 1/22/1988	SAN DIEGO STATE	W	78-54
* 1/23/1988	#17 WYOMING	W	54-49
* 1/28/1988	at #18 UTEP	L	51-53
* 2/1/1988	at New Mexico	L	51-60
* 2/5/1988	at Air Force	L-3ot	67-71
* 2/6/1988	UTEP	W	77-63
* 2/11/1988	at Utah	L	46-62
* 2/13/1988	at #8 BYU	L	80-86
* 2/18/1988	NEW MEXICO	W	61-60
* 2/20/1988	at #19 Wyoming	L	50-57
* 2/23/1988	#11 BYU	L	67-75
* 2/26/1988	AIR FORCE	W	73-50
* 2/27/1988	HAWAII	W	79-67
* 3/3/1988	at San Diego State	W	76-59
* 3/5/1988	at Hawaii	W	59-47
^ 3/10/1988	vs Utah	W	78-68
^ 3/11/1988	vs #14 Wyoming	L	58-60
! 3/18/1988	NEW ORLEANS	W	63-54
! 3/22/1988	HOUSTON	W	71-61
! 3/25/1988	ARKANSAS STATE	W	64-49
! 3/29/1988	vs Ohio State	L	62-64
! 3/30/1988	vs Boston College	W	58-57

* Western Athletic Conference game

Volunteer Classic (Knoxville, Tenn.)

^ WAC Tournament (Provo, Utah)

! National Invitation Tournament (Home sites / 3/29-30 - Madison Square Garden - NYC)

1988-89: 23-10 (12-4, WAC Regular Season Champions)

Home: 12-2 / Away: 8-6 / Neutral: 3-2

11/26/1988	NORTHERN COLORADO	W	70-50
11/30/1988	COLORADO	W	73-72
# 12/2/1988	vs Pacific	W	74-66
# 12/3/1988	at Stanford	L	49-63
12/6/1988	at North Texas	L	50-52
12/10/1988	IDAHO STATE	W	71-50
12/17/1988	ORAL ROBERTS	W	102-89
12/20/1988	at Baylor	W	62-53
12/27/1988	at Wisconsin-Green Bay	L	43-58
12/29/1988	TEXAS TECH	L	61-71
12/30/1988	MONTANA	W-ot	68-66
* 1/5/1989	at San Diego State	L	57-62
* 1/7/1989	at Hawaii	W	62-55
* 1/12/1989	NEW MEXICO	W	64-62
* 1/16/1989	at Air Force	W	69-59
* 1/19/1989	UTAH	W	63-49

* 1/21/1989	BYU	L	69-84
* 1/24/1989	at UTEP	L	53-69
* 1/26/1989	at New Mexico	L-ot	62-65
* 2/2/1989	SAN DIEGO STATE	W	67-47
* 2/4/1989	WYOMING	W	58-48
2/11/1989	at Oral Roberts	W	76-70
* 2/18/1989	HAWAII	W	57-56
* 2/20/1989	AIR FORCE	W	58-53
* 2/23/1989	UTEP	W	81-68
* 2/25/1989	at Wyoming	W	62-59
* 3/2/1989	at Utah	W	75-64
* 3/4/1989	at BYU	W	89-72
^ 3/9/1989	at Utah	W	52-50
^ 3/10/1989	vs Hawaii	W	50-46
^ 3/11/1989	vs UTEP	L	60-73
§ 3/17/1989	vs Florida	W	68-46
§p 3/19/1989	vs Syracuse	L	50-65

* Western Athletic Conference game

Stanford Apple Invitational (Maples Pavilion - Palo Alto, Calif.)

^ WAC Tournament (Huntsman Center - Salt Lake City, Utah)

§ NCAA Tournament (Reunion Arena - Dallas, Texas)

1989-90: 21-9 (11-5, WAC Regular Season Co-Champions)

Home: 13-1 / Away: 5-6 / Neutral: 3-2

11/25/1989	TEXAS RIO GRANDE VALLEY	W	77-53
11/28/1989	NORTHERN COLORADO	W	88-51
# 12/1/1989	vs Eastern Kentucky	W	75-66
# 12/2/1989	at Marshall	L	58-65
12/7/1989	NORTHWESTERN STATE (LA.)	W	94-61
12/9/1989	at Idaho State	W	62-47
12/16/1989	at Montana	L	47-50
12/18/1989	CAL STATE FULLERTON	W	84-55
12/20/1989	BAYLOR	W	74-55
12/23/1989	NORTH TEXAS	W	93-70
% 12/29/1989	vs #24 North Carolina	W	78-67
% 12/30/1989	vs Massachusetts	W	77-51
* 1/4/1990	at UTEP	W	62-50
* 1/6/1990	at New Mexico	L	61-63
* 1/13/1990	HAWAII	W	66-64
* 1/15/1990	at Wyoming	W	65-57
* 1/20/1990	UTAH	W	57-51
* 1/22/1990	AIR FORCE	W	60-47
* 1/27/1990	at BYU	L	52-67
* 1/29/1990	at Utah	L	37-44
* 2/1/1990	at Air Force	W	84-74
* 2/3/1990	WYOMING	L	67-71
* 2/8/1990	NEW MEXICO	W	75-71
* 2/10/1990	UTEP	W	86-68
* 2/15/1990	at Hawaii	L	60-72
* 2/18/1990	at San Diego State	W	64-57
* 3/1/1990	BYU	W	59-57
* 3/3/1990	SAN DIEGO STATE	W	62-45
^ 3/8/1990	vs Air Force	L	51-58
§ 3/16/1990	vs #23 Alabama	L	54-71

* Western Athletic Conference game

Key Centurion/Marshall Memorial Classic (Henderson Center - Huntington, W.Va.)

% Mile High Classic (McNichols Arena - Denver, Colo.)

^ WAC Tournament (Special Events Center - El Paso, Texas)

§ NCAA West Regional (Long Beach Arena - Long Beach, Calif.)

1990-91: 15-14 (6-10, t-7th in WAC)

Home: 8-6 / Away: 6-7 / Neutral: 1-1

	11/24/1990	CAL STATE NORTHRIDGE	W	104-79
	11/26/1990	MARSHALL	W	79-49
#	11/30/1990	vs Cleveland State	W	91-88
#	12/1/1990	at Jacksonville	W	59-56
	12/8/1990	SOUTHERN CAL	L	67-74
	12/15/1990	at Texas Rio Grande Valley	W	53-41
	12/17/1990	at Northwestern State (La.)	W	60-44
	12/19/1990	at Texas Tech	W	60-56
	12/22/1990	OHIO	L	51-62
	12/29/1990	at Cal State Fullerton	L	60-62
*	1/3/1991	at New Mexico	L	46-54
*	1/5/1991	at UTEP	L	53-63
*	1/8/1991	WYOMING	L	63-75
*	1/12/1991	SAN DIEGO STATE	W	61-51
*	1/17/1991	BYU	L	55-72
	1/21/1991	EASTERN KENTUCKY	W	72-68
*	1/24/1991	at Utah	L	51-55
	1/28/1991	OKLAHOMA CITY	W	98-76
*	1/31/1991	at BYU	L	52-69
*	2/2/1991	AIR FORCE	L	49-54
*	2/7/1991	NEW MEXICO	W	66-61
*	2/9/1991	UTEP	W	51-48
*	2/14/1991	at San Diego State	W	67-50
*	2/16/1991	at Hawai'i	L	46-54
*	2/21/1991	UTAH	L	56-67
*	2/23/1991	HAWAII	W	71-62
*	2/26/1991	at Wyoming	W	71-68
*	3/2/1991	at Air Force	L	46-56
^	3/7/1991	vs BYU	L	56-69

* Western Athletic Conference game

Gator Bowl Classic (Jacksonville, Fla.)

^ WAC Tournament (Arena-Auditorium - Laramie, Wyo.)



Stew Morrill

15th head coach in program history

1991-98 (Seven Seasons)

Overall Record: 121-86 (.585)

Conference Record: 53-57 (.482)

Two NIT Appearances

1991-92: 14-17 (8-8, t-6th in WAC)

Home: 10-6 / Away: 4-11

#	11/20/1991	at Boise State	W	80-67
#	11/22/1991	at #23 Georgia Tech	L	67-84
	11/30/1991	NORTHERN COLORADO	W	85-48
	12/2/1991	at Creighton	L	56-62
	12/4/1991	METRO STATE	W	72-63
	12/7/1991	TEXAS TECH	L	56-62
	12/14/1991	at Eastern Kentucky	L	66-80
	12/17/1991	at Ohio	L	54-70
	12/20/1991	FORT LEWIS	W	113-80
	12/28/1991	COLORADO	L	57-75
	12/30/1991	IDAHO STATE	W	81-77
	1/2/1992	at Drake	L	40-58
	1/6/1992	TEXAS RIO GRANDE VALLEY	W	71-56
*	1/9/1992	at Air Force	W	66-64
*	1/11/1992	at BYU	L	51-72
	1/15/1992	at Colorado	L	59-76
*	1/18/1992	at Utah	W	67-48
*	1/25/1992	BYU	L-ot	74-79
*	1/28/1992	WYOMING	W	68-67
*	1/30/1992	SAN DIEGO STATE	W	76-63

*	2/6/1992	at #25 UTEP	L	50-78
*	2/8/1992	at New Mexico	L	47-61
*	2/13/1992	HAWAII	W	69-59
*	2/15/1992	UTAH	W	81-72
*	2/20/1992	at Hawaii	L	65-79
*	2/22/1992	at San Diego State	W	74-66
*	2/27/1992	NEW MEXICO	L	56-60
*	2/29/1992	UTEP	L	68-86
*	3/5/1992	AIR FORCE	W	72-54
*	3/7/1992	at Wyoming	L	65-83
^	3/12/1992	UTEP	L	65-66

* Western Athletic Conference game

Preseason NIT (Home sites)

^ WAC Tournament (Moby Arena - Fort Collins, Colo.)

1992-93: 17-12 (9-9, 5th in WAC)

Home: 14-2 / Away: 3-9 / Neutral: 0-1

	11/19/1992	SIMON FRASER	W	96-79
	12/1/1992	at Colorado	L	63-72
	12/3/1992	MONTANA STATE-BILLINGS	W	87-75
	12/7/1992	CREIGHTON	W	77-59
	12/10/1992	DRAKE	W	96-86
	12/12/1992	at Texas Tech	L	62-72
	12/19/1992	at Idaho State	W	68-62
	12/22/1992	EAST CAROLINA	W	78-66
	12/28/1992	FORT LEWIS	W	119-79
	12/30/1992	RICE	W	79-75
*	1/2/1993	at Air Force	L	58-69
*	1/4/1993	at Fresno State	L	55-62
*	1/7/1993	HAWAII	W	82-66
*	1/9/1993	SAN DIEGO STATE	W	82-67
*	1/16/1993	WYOMING	W	92-77
*	1/21/1993	at New Mexico	W-ot	67-65
*	1/23/1993	at UTEP	L	61-63
*	1/28/1993	BYU	L	63-70
*	1/30/1993	#17 UTAH	W	78-69
*	2/4/1993	at BYU	L	57-81
*	2/6/1993	at #21 Utah	L	71-84
*	2/11/1993	NEW MEXICO	W	67-50
*	2/13/1993	UTEP	W	82-77
*	2/20/1993	at Wyoming	L	66-77
*	2/25/1993	at Hawaii	L	72-86
*	2/27/1993	at San Diego State	W	79-78
*	3/4/1993	AIR FORCE	W	72-55
*	3/6/1993	FRESNO STATE	L	78-83
^	3/11/1993	vs UTEP	L	65-70

* Western Athletic Conference game

^ WAC Tournament (Delta Center - Salt Lake City, Utah)

GENERAL

THE RAMS

2019-20 REVIEW

HISTORY

UNIVERSITY

OPPONENTS

1993-94: 15-13 (8-10, t-5th in WAC)

Home: 12-3 / Away: 3-9 / Neutral: 0-1

11/27/1993	WEST TEXAS A&M	W	102-62
12/3/1993	UTAH STATE	W	78-65
12/6/1993	COLORADO	W	97-85
12/9/1993	at #2 North Carolina	L	66-89
12/11/1993	at Toledo	W	75-58
12/18/1993	at Rice	L	63-64
12/21/1993	SOUTHEAST MISSOURI	W	104-72
12/23/1993	CAL STATE FULLERTON	W	87-70
12/30/1993	FORT LEWIS	W	106-65
* 1/3/1994	FRESNO STATE	L	73-79
* 1/5/1994	AIR FORCE	W	85-58
* 1/8/1994	at San Diego State	W	74-60
* 1/10/1994	at Hawaii	L	66-70
* 1/15/1994	at Wyoming	L	58-73
* 1/20/1994	NEW MEXICO	W	72-70
* 1/22/1994	UTEP	W	74-64
* 1/27/1994	at Utah	W	71-70
* 1/29/1994	at BYU	L	66-79
* 2/3/1994	UTAH	W	74-69
* 2/5/1994	BYU	L-ot	70-72
* 2/10/1994	at UTEP	L	78-81
* 2/12/1994	at New Mexico	L	59-82
* 2/19/1994	WYOMING	L	72-74
* 2/24/1994	SAN DIEGO STATE	W	98-83
* 2/26/1994	HAWAII	W	81-74
* 3/3/1994	at Fresno State	L	77-84
* 3/5/1994	at Air Force	L	66-70
^ 3/10/1994	vs Hawaii	L	61-65

* Western Athletic Conference game

^ WAC Tournament (Delta Center - Salt Lake City, Utah)

1994-95: 17-14 (7-11, t-7th in WAC)

Home: 12-4 / Away: 3-9 / Neutral: 2-1

11/26/1994	SIMON FRASER	W-2ot	94-90
11/29/1994	at Colorado	L	57-78
# 12/2/1994	AMERICAN	W	75-67
# 12/3/1994	BOISE STATE	W	89-75
12/8/1994	METRO STATE	W	88-84
12/10/1994	TOLEDO	L	64-79
12/17/1994	COLORADO MESA	W	71-50
12/20/1994	at Southeast Missouri	W	90-70
12/22/1994	at Arkansas State	W	86-64
12/29/1994	WESTERN MICHIGAN	W	79-75
* 1/2/1995	HAWAII	W	96-74
* 1/4/1995	SAN DIEGO STATE	W	80-64
* 1/7/1995	WYOMING	L	69-70
* 1/12/1995	at New Mexico	L	68-71
* 1/14/1995	at UTEP	L	72-85
* 1/19/1995	BYU	W	80-72
* 1/21/1995	UTAH	L	79-91
* 1/26/1995	at Air Force	W	77-70
* 1/28/1995	at Fresno State	L	52-71
* 2/2/1995	AIR FORCE	W	79-65
* 2/4/1995	FRESNO STATE	W	78-60
* 2/9/1995	at BYU	L	68-76
* 2/11/1995	at Utah	L	57-92
* 2/16/1995	NEW MEXICO	L	74-91
* 2/18/1995	UTEP	W	83-74
* 2/25/1995	at Wyoming	L	73-80
* 3/2/1995	at Hawaii	L	62-78
* 3/4/1995	at San Diego State	L	58-75
^ 3/8/1995	vs Air Force	W	84-75
^ 3/9/1995	vs BYU	W	75-73
^ 3/10/1995	vs Hawaii	L	64-66

* Western Athletic Conference game

Bank One-Foothills Dodge Classic (Fort Collins, Colo.)

^ WAC Tournament (The Pit - Albuquerque, N.M.)

1995-96: 18-12 (11-7, 4th in WAC)

Home: 11-5 / Away: 6-6 / Neutral: 1-1

11/25/1995	MONTANA TECH	W	89-55
11/28/1995	ARKANSAS STATE	W	91-67
# 12/1/1995	LOUISIANA MONROE	W	78-60
# 12/2/1995	WEBER STATE	L	58-66
12/6/1995	COLORADO	W	91-71
12/16/1995	at Nevada	L	75-76
12/20/1995	at East Carolina	L-ot	72-80
12/22/1995	at Western Michigan	W	78-77
12/29/1995	WEST TEXAS A&M	W	94-64
* 1/2/1996	at San Diego State	L	67-87
* 1/4/1996	at Hawaii	W	74-69
* 1/10/1996	at Wyoming	W	68-63
* 1/13/1996	UTEP	W	66-62
* 1/15/1996	NEW MEXICO	L	65-67
* 1/18/1996	at Utah	L-2ot	82-86
* 1/20/1996	at BYU	W	78-76
* 1/25/1996	FRESNO STATE	W	91-83
* 1/27/1996	AIR FORCE	W	94-71
* 2/1/1996	at Fresno State	L	72-86
* 2/3/1996	at Air Force	W-2ot	91-89
* 2/8/1996	BYU	W	81-76
* 2/10/1996	UTAH	L	73-78
* 2/17/1996	at UTEP	W	77-76
* 2/19/1996	at New Mexico	L	66-78
* 2/24/1996	WYOMING	W	80-66
* 2/29/1996	SAN DIEGO STATE	W	87-74
* 3/2/1996	HAWAII	L	65-75
^ 3/7/1996	vs BYU	W	100-84
^ 3/8/1996	vs Utah	L	69-71
! 3/14/1996	NEBRASKA	L	83-91

* Western Athletic Conference game

Bank One-Foothills Dodge Classic (Fort Collins, Colo.)

^ WAC Tournament (The Pit - Albuquerque, N.M.)

! National Invitation Tournament (Home sites)

1996-97: 20-9 (10-6, 4th in WAC Pacific, 7th in WAC)

Home: 14-3 / Away: 6-5 / Neutral: 0-1

11/15/1996	SIMON FRASER	W	83-55
11/22/1996	ADAMS STATE	W	81-61
11/26/1996	TEXAS A&M	L	58-59
11/30/1996	BUCKNELL	W	83-70
12/3/1996	NEVADA	W	86-64
# 12/6/1996	SACRAMENTO STATE	W	89-45
# 12/7/1996	GONZAGA	W	72-61
12/12/1996	at Colorado	L	69-76
12/14/1996	at Utah State	W	62-59
12/21/1996	CHICAGO STATE	W	89-66
12/28/1996	DENVER	W	79-57
12/30/1996	at Cleveland State	W	71-67
* 1/4/1997	at Utah	L	63-84
* 1/11/1997	WYOMING	W	78-71
* 1/16/1997	at Hawaii	L	65-85
* 1/18/1997	at San Diego State	W-ot	93-90
* 1/23/1997	FRESNO STATE	W	80-79
* 1/25/1997	SAN JOSE STATE	W	80-76
* 1/30/1997	at UNLV	W	76-68
* 2/1/1997	at Air Force	W	71-61
* 2/6/1997	at Wyoming	L-ot	65-67
* 2/8/1997	UTAH	L	67-82
* 2/13/1997	SAN DIEGO STATE	W	87-74
* 2/15/1997	HAWAII	L	79-83
* 2/20/1997	at San Jose State	W	66-64
* 2/22/1997	at Fresno State	L	72-84
* 2/27/1997	AIR FORCE	W	68-62
* 3/1/1997	UNLV	W	59-58
^ 3/4/1997	vs SMU	L	89-93

* Western Athletic Conference Pacific Division game

Bank One-Foothills Dodge Classic (Fort Collins, Colo.)

^ WAC Tournament (Thomas & Mack Center - Las Vegas, Nev.)

1997-98: 20-9 (8-6, 4th in WAC Mountain, t-7th in WAC)

Home: 12-3 / Away: 8-5 / Neutral: 0-1

11/15/1997	SIMON FRASER	W	85-61
11/20/1997	NORTHERN COLORADO	W	108-47
11/25/1997	at Nebraska	L	57-64
11/29/1997	at Nevada	W	63-60
12/2/1997	COLORADO	W	91-68
# 12/5/1997	TROY STATE	W	71-47
# 12/6/1997	EASTERN WASHINGTON	W	74-65
12/10/1997	at Texas A&M	W-ot	86-82
12/13/1997	CLEVELAND STATE	W	69-62
12/22/1997	at San Jose State	W	58-41
12/30/1997	at McNeese State	W	71-55
1/3/1998	UTAH STATE	W	68-59
* 1/10/1998	UTEP	W	80-67
* 1/12/1998	NEW MEXICO	L	64-78
* 1/15/1998	at Utah	L	51-65
* 1/17/1998	at BYU	W	55-44
1/21/1998	SAN JOSE STATE	W	81-52
* 1/24/1998	at Wyoming	W	53-46
* 1/29/1998	UNLV	W	60-57
* 1/31/1998	AIR FORCE	W	79-59
* 2/5/1998	at UTEP	W	64-58
* 2/7/1998	at New Mexico (#12)	L	62-77
* 2/12/1998	BYU	W	83-74
* 2/14/1998	UTAH	L	48-60
* 2/21/1998	WYOMING	L-ot	64-69
* 2/26/1998	at Air Force	W	64-54
* 2/28/1998	at UNLV	L	66-78
^ 3/3/1998	vs SMU	L	71-76
! 3/11/1998	at Minnesota	L	65-77

* Western Athletic Conference game

Jam Fest Tournament (Moby Arena - Fort Collins, Colo.)

^ WAC Tournament (Thomas & Mack Center - Las Vegas, Nev.)

! National Invitation Tournament (Home sites)



Ritchie McKay

16th head coach in program history

1998-2000 (Two Seasons)

Overall Record: 37-23 (.617)

Conference Record: 15-13 (.536)

One NIT Appearance

1998-99: 19-11 (7-7, t-4th WAC Mountain, t-8th in WAC)

Home: 14-2 / Away: 4-8 / Neutral: 1-1

11/14/1998	MCNEESE STATE	W	78-60
11/17/1998	at Colorado	L	67-75
11/21/1998	MONTANA TECH	W	69-55
11/25/1998	at Texas Rio Grande Valley	W	73-62
11/28/1998	EASTERN MICHIGAN	W-ot	78-73
12/1/1998	vs Oregon State	W	64-50
12/5/1998	at Utah State	W	64-61
12/9/1998	at South Alabama	L	40-43
12/12/1998	NEBRASKA	W	75-49
12/20/1998	DENVER	W	94-78
12/30/1998	SOUTH ALABAMA	W	79-43
1/2/1999	NEVADA	W	66-49
* 1/7/1999	at Tulsa	L	62-74
* 1/9/1999	at Rice	L	60-63
* 1/14/1999	SMU	W	73-62
* 1/16/1999	TCU	L-ot	89-92
* 1/23/1999	WYOMING	W	91-83
* 1/28/1999	at Air Force	W	93-76
* 1/30/1999	at UNLV	L	77-80

* 2/4/1999	RICE	W	64-55
* 2/6/1999	TULSA	W	71-64
* 2/11/1999	at SMU	L	68-72
* 2/13/1999	at TCU	L	79-84
* 2/20/1999	at Wyoming	W	80-75
* 2/25/1999	UNLV	L	61-64
* 2/27/1999	AIR FORCE	W	77-66
^ 3/2/1999	vs Fresno State	L	59-80
! 3/10/1999	MISSISSIPPI STATE	W	69-56
! 3/16/1999	COLORADO	W	86-76
! 3/18/1999	at California	L	62-71

* Western Athletic Conference game

^ WAC Tournament (Thomas & Mack Center - Las Vegas, Nev.)

! National Invitation Tournament (Home sites)

1999-00: 18-12 (8-6, t-4th in MW)

Home: 10-3 / Away: 5-7 / Neutral: 3-2

11/20/1999	SEATTLE	W	74-31
# 11/27/1999	vs St. Bonaventure	L	54-64
# 11/28/1999	at Pepperdine	L	57-67
12/1/1999	at Arizona State	L	57-72
12/4/1999	OREGON STATE	W	83-78
12/8/1999	COLORADO	W	79-57
12/18/1999	at Denver	W	85-51
% 12/21/1999	vs Florida A&M	W	90-46
% 12/22/1999	vs #18 UCLA	W	55-54
% 12/23/1999	vs San Jose State	W	61-57
12/27/1999	at Sacramento State	W	69-53
12/30/1999	WASHINGTON STATE	W	74-61
1/2/2000	at Michigan	L	80-87
1/6/2000	TEXAS RIO GRANDE VALLEY	W	89-70
* 1/10/2000	NEW MEXICO	L	70-71
* 1/15/2000	at Wyoming	W	77-71
* 1/22/2000	at BYU	L	47-68
* 1/24/2000	at Utah	L	70-76
* 1/27/2000	SAN DIEGO STATE	W	75-67
* 1/29/2000	UNLV	L	75-78
* 2/3/2000	AIR FORCE	W	71-52
2/7/2000	CREIGHTON	L	67-78
* 2/10/2000	at UNLV	L	63-74
* 2/12/2000	at San Diego State	W	74-46
* 2/19/2000	at Air Force	W	66-64
* 2/24/2000	BYU	W	68-54
* 2/26/2000	UTAH	W	60-49
* 3/2/2000	at New Mexico	L	68-76
* 3/4/2000	WYOMING	W	79-78
^ 3/9/2000	vs Wyoming	L	68-74

* Mountain West Conference game

Sparklett's Invitational (Pepperdine University - Malibu, Calif.)

% Pearl Harbor Classic (Honolulu, Hawaii)

^ MW Tournament (Thomas & Mack Center - Las Vegas, Nev.)

GENERAL

THE RAMS

2019-20 REVIEW

HISTORY

UNIVERSITY

OPPONENTS



Dale Layer

17th head coach in program history

2000-07 (Seven Seasons)

Overall Record: 103-106 (.493)

Conference Record: 31-71 (.304)

One NCAA Appearance

2000-01: 15-13 (6-8, t-5th in MW)

Home: 10-3 / Away: 3-8 / Neutral: 2-2

	11/18/2000	SOUTHERN OREGON	W	101-58
#	11/25/2000	at Washington State	W	78-64
	11/28/2000	SACRAMENTO STATE	W	73-46
%	11/30/2000	vs Yale	W	83-47
%	12/1/2000	at Central Connecticut	W	86-76
	12/6/2000	at Creighton	L	51-74
	12/18/2000	DENVER	W	80-53
	12/20/2000	AUSTIN PEAY	L	72-74
	12/23/2000	at Colorado	L	86-109
&	12/28/2000	vs Valparaiso	L	47-61
&	12/29/2000	vs Northeastern	W	63-52
	1/2/2001	ALABAMA-HUNTSVILLE	W	80-47
	1/4/2001	TEXAS RIO GRANDE VALLEY	W	71-62
*	1/13/2001	WYOMING	L-ot	69-70
*	1/20/2001	BYU	W	60-55
*	1/22/2001	UTAH	W	73-65
*	1/27/2001	at New Mexico	L-ot	71-72
*	1/29/2001	at Air Force	L	45-46
*	2/3/2001	UNLV	W	80-55
*	2/5/2001	SAN DIEGO STATE	W	77-56
*	2/10/2001	at WYOMING	L	70-72
*	2/17/2001	at BYU	L	51-68
*	2/19/2001	at Utah	L	45-67
*	2/24/2001	NEW MEXICO	L	51-54
*	2/26/2001	AIR FORCE	W	63-55
*	3/1/2001	at UNLV	W	68-62
*	3/3/2001	at San Diego State	L	73-78
^	3/8/2001	vs New Mexico	L	65-76

* Mountain West Conference game
 # Played at Spokane Arena - Spokane, Wash.
 % Phoenix Classic (Harford, Conn.)
 & Indiana Hoosier Classic (Conseco Fieldhouse - Indianapolis, Ind.)
 ^ MW Tournament (Thomas & Mack Center - Las Vegas, Nev.)

2001-02: 12-18 (3-11, t-7th in MW)

Home: 7-7 / Away: 3-9 / Neutral: 2-2

	11/17/2001	MONTANA TECH	W	80-50
	11/20/2001	at Washington State	W	79-75
#	11/23/2001	vs South Carolina State	W	66-48
#	11/24/2001	vs Hawaii	W	61-59
#	11/25/2001	vs Weber State	L	69-72
	11/29/2001	at Gardner-Webb	L	54-56
	12/1/2001	at South Carolina	L	58-66
	12/5/2001	COLORADO	L	70-75
	12/8/2001	ARKANSAS-LITTLE ROCK	L	79-88
	12/15/2001	at Denver	W	74-61
	12/18/2001	SOUTHERN ILLINOIS	W	80-62
	12/20/2001	IPFW	W	92-71
	1/2/2002	at Baylor	L	53-68
	1/5/2002	MORRIS BROWN	W	83-46
*	1/12/2002	at Wyoming	L	72-95
*	1/19/2002	at San Diego State	L	69-81
*	1/21/2002	at UNLV	L	68-75
*	1/26/2002	AIR FORCE	W	60-57
*	1/28/2002	NEW MEXICO	L	64-70
*	2/2/2002	at Utah	L	62-67
*	2/4/2002	at BYU	L	52-57

*	2/9/2002	WYOMING	L-ot	69-72
*	2/11/2002	MICHIGAN	W-ot	70-66
*	2/16/2002	SAN DIEGO STATE	L	63-75
*	2/18/2002	UNLV	L-ot	91-96
*	2/23/2002	at New Mexico	L	60-72
*	2/25/2002	at Air Force	W	59-51
*	2/28/2002	UTAH	L	62-72
*	3/2/2002	BYU	W-ot	79-75
^	3/7/2002	vs Utah	L	66-69

* Mountain West Conference game
 # Big Island Invitational (Hilo, Hawai'i)
 ^ MW Tournament (Thomas & Mack Center - Las Vegas, Nev.)

2002-03: 19-14 (5-9, 6th, MW Tournament Champions)

Home: 14-4 / Away: 3-9 / Neutral: 2-1

#	11/16/2002	IPFW	W	80-62
#	11/18/2002	FLORIDA ATLANTIC	W	81-56
#	11/19/2002	CLEVELAND STATE	W	77-63
	11/25/2002	TEXAS A&M - KINGSVILLE	W	91-66
	11/27/2002	at Southern Illinois	L	71-83
	11/30/2002	at Arkansas-Little Rock	L	75-84
	12/3/2002	WEST ALABAMA	W	82-50
	12/7/2002	GARDNER-WEBB	W	90-63
	12/11/2002	DENVER	W	96-80
	12/14/2002	WASHINGTON STATE	W	90-79
	12/22/2002	SOUTH CAROLINA	W	81-67
	12/27/2002	PRAIRIE VIEW A&M	W	85-73
	12/30/2002	at Purdue	L	56-84
	1/3/2003	SOUTH FLORIDA	W	82-70
	1/7/2003	at Colorado	L	72-93
*	1/13/2003	NEW MEXICO	W	74-58
*	1/18/2003	AIR FORCE	W	51-49
*	1/25/2003	WYOMING	L	77-79
*	2/1/2003	at San Diego State	W	72-69
*	2/3/2003	at UNLV	L	57-90
*	2/8/2003	UTAH	L	66-71
*	2/10/2003	BYU	L	68-77
*	2/15/2003	at Air Force	L	75-80
*	2/17/2003	at New Mexico	L	72-82
*	2/22/2003	at Wyoming	L	60-62
*	3/1/2003	UNLV	L	67-73
*	3/3/2003	SAN DIEGO STATE	W	102-89
*	3/6/2003	at Utah	W	66-65
*	3/8/2003	at BYU	L	55-67
^	3/13/2003	vs Wyoming	W	74-71
^	3/14/2003	vs BYU	W-ot	86-80
^	3/15/2003	at UNLV	W	62-61
\$	3/20/2003	vs Duke	L	57-67

* Mountain West Conference game
 # Dell BCA Invitational (Moby Arena - Fort Collins, Colo.)
 ^ MW Tournament (Thomas & Mack Center - Las Vegas, Nev.)
 \$ NCAA Tournament (Huntsman Center - Salt Lake City, Utah)

2003-04: 13-16 (4-10, t-7th in MW)

Home: 8-4 / Away: 3-10 / Neutral: 2-2

	11/22/2003	BYU-HAWAII	W	84-53
	11/26/2003	vs #24 Oklahoma State	L	49-82
	11/29/2003	at Drake	W	76-69
	12/1/2003	at Auburn	L	54-84
	12/4/2003	TEXAS SOUTHERN	W	91-66
	12/6/2003	GARDNER-WEBB	W	89-59
	12/10/2003	COLORADO	L	78-84
	12/13/2003	at Denver	L	67-84
	12/20/2003	at Stetson	W	79-70
	12/22/2003	at South Florida	W	66-65
	12/30/2003	#22 PURDUE	W	71-69
#	1/3/2004	vs Pepperdine	W	91-65
	1/5/2004	at Montana State	L	75-82
*	1/12/2004	AIR FORCE	L	57-65
*	1/17/2003	at BYU	L	53-82
*	1/19/2004	at Utah	L	49-67
*	1/24/2004	SAN DIEGO STATE	W-2ot	92-82
*	1/26/2004	UNLV	W-ot	89-83
*	1/31/2004	WYOMING	W-ot	75-74
*	2/7/2004	at New Mexico	L	51-63
*	2/9/2004	at Air Force	L	44-52
*	2/14/2004	UTAH	L	70-80
*	2/16/2004	BYU	L	73-79
*	2/21/2004	at UNLV	L	79-94
*	2/23/2004	at San Diego State	L	64-72
*	2/28/2004	at Wyoming	L	61-67
*	3/6/2004	NEW MEXICO	W	76-66
^	3/11/2004	vs Air Force	W	60-48
^	3/12/2004	vs UNLV	L	73-80

Pepsi Center - Denver, Colo.

* Mountain West Conference game

^ MW Tournament (Pepsi Center - Denver, Colo.)

2004-05: 11-17 (3-11, t-7th in MW)

Home: 11-4 / Away: 0-12 / Neutral: 0-1

	11/20/2004	REGIS	W	78-49
	11/22/2004	NORTHERN COLORADO	W	76-68
	11/24/2004	OMAHA	W	88-64
	11/27/2004	at IUPUI	L	67-77
	11/30/2004	at Auburn	L-ot	76-79
	12/4/2004	DRAKE	W	72-62
	12/7/2004	MONTANA STATE	W	78-53
	12/11/2004	at Purdue	L	68-69
	12/18/2004	at Colorado	L	83-89
	12/21/2004	TEXAS STATE	W	83-65
	12/28/2004	STETSON	W	93-57
	12/30/2004	DENVER	W	81-69
	1/3/2005	at Pepperdine	L	63-78
*	1/8/2005	at Air Force	L	53-58
*	1/15/2005	BYU	W	74-67
*	1/17/2005	UTAH	L	52-75
*	1/22/2005	at UNLV	L	77-86
*	1/24/2005	at San Diego State	L	77-84
*	1/29/2005	at Wyoming	L	56-69
*	2/5/2005	NEW MEXICO	L	47-55
*	2/7/2005	AIR FORCE	L	47-59
*	2/12/2005	at Utah	L	50-64
*	2/14/2005	at BYU	L	49-50
*	2/19/2005	SAN DIEGO STATE	W-ot	93-88
*	2/21/2005	UNLV	L	79-81
*	2/26/2005	WYOMING	W-ot	96-94
*	3/5/2005	at New Mexico	L	61-72
^	3/10/2005	vs Utah	L	49-62

* Mountain West Conference game

^ MW Tournament (Pepsi Center - Denver, Colo.)

2005-06: 16-15 (4-12, 8th in MW)

Home: 9-6 / Away: 4-7 / Neutral: 3-2

	11/18/2005	at Northern Colorado	W	70-57
	11/21/2005	COLORADO	W	83-82
	11/23/2005	NORTH DAKOTA STATE	W	79-62
#	11/26/2005	vs Denver	W	64-58
	11/28/2005	AUBURN	W	77-67
	12/3/2005	IUPUI	W	77-65
	12/7/2005	at Kansas State	L	67-71
	12/10/2005	PEPPERDINE	W	71-56
%	12/20/2005	vs Western Michigan	W	87-69
%	12/22/2005	at Hawaii	W	67-61
%	12/23/2005	vs Iowa State	L	80-87
	12/28/2005	COLO.-COLORADO SPRINGS	W	106-80
	12/30/2005	ARKANSAS TECH	W	83-56
*	1/4/2006	at San Diego State	L	75-83
*	1/7/2006	at New Mexico	L	75-83
*	1/14/2006	UTAH	W	84-78
*	1/18/2006	at UNLV	L	57-68
*	1/21/2006	at TCU	L	72-85
*	1/25/2006	WYOMING	L	67-72
*	1/28/2006	BYU	L	84-86
*	2/1/2006	at Air Force	L	56-71
*	2/4/2006	SAN DIEGO STATE	L	81-85
*	2/8/2006	NEW MEXICO	L	78-80
*	2/15/2006	at Utah	W-ot	69-61
*	2/18/2006	UNLV	L	72-80
*	2/22/2006	TCU	W	89-74
*	2/25/2006	at Wyoming	W	80-78
*	3/1/2006	at BYU	L	69-77
*	3/4/2006	AIR FORCE	L	59-63
^	3/7/2006	vs TCU	W	64-60
^	3/9/2006	vs San Diego State	L	52-64

* Mountain West Conference game

Colorado Classic (Pepsi Center - Denver, Colo.)

% Rainbow Classic (Stan Sheriff Center - Honolulu, Hawai'i)

^ MW Tournament (Pepsi Center - Denver, Colo.)

2006-07: 17-13 (6-10, t-6th in MW)

Home: 10-4 / Away: 5-7 / Neutral: 2-2

	11/10/2006	CSU-PUEBLO	W	76-67
#	11/14/2006	vs Baylor	L-2ot	82-87
#	11/15/2006	vs Rice	L	61-70
	11/18/2006	MONTANA ST NORTHERN	W	74-56
	11/20/2006	BOISE STATE	W	67-50
	11/29/2006	at Denver	W	81-73
	12/2/2006	KANSAS STATE	W	84-83
	12/6/2006	NORTHERN COLORADO	W	75-66
	12/9/2006	at Colorado	W	72-69
	12/18/2006	NORTH DAKOTA STATE	W	82-80
%	12/29/2006	vs Alabama State	W	61-56
%	1/30/2006	at Chattanooga	W	76-65
*	1/3/2007	AIR FORCE	L	75-81
*	1/6/2007	at New Mexico	W	88-79
*	1/9/2007	UTAH	W	73-57
*	1/13/2007	at San Diego State	L	76-81
*	1/17/2007	at TCU	W	66-54
*	1/20/2007	BYU	W	90-78
*	1/24/2007	at Wyoming	L	70-75
*	1/30/2007	UNLV	L	59-76
*	2/3/2007	NEW MEXICO	L	66-70
*	2/7/2006	at Utah	L	77-82
*	2/10/2007	SAN DIEGO STATE	L	66-81
*	2/13/2007	TCU	W	82-66
*	2/17/2007	at Air Force	L	58-67
*	2/21/2007	at BYU	L	67-76
*	2/24/2007	WYOMING	W	86-68
*	3/3/2007	at UNLV	L	47-65
^	3/8/2007	vs San Diego State	W	69-64
^	3/9/2007	at UNLV	L	72-88

* Mountain West Conference game

NIT Season Tip-Off (Spokane, Wash.)

% Dr. Pepper Classic (Chattanooga, Tenn.)

^ MW Tournament (Thomas & Mack Center - Las Vegas, Nev.)

GENERAL

THE RAMS

2019-20 REVIEW

HISTORY

UNIVERSITY

OPPONENTS



Tim Miles

18th head coach in program history

2007-12 (Five Seasons)

Overall Record: 71-88 (.447)

Conference Record: 28-50 (.359)

Two NCAA Appearances

One NIT, One CBI

2007-08: 7-25 (0-16, 9th in MW)

Home: 3-10 / Away: 0-14 / Neutral: 4-1

11/9/2007	at Montana	L	39-75
# 11/15/2007	vs Oregon State	W	69-56
# 11/17/2007	vs Tennessee State	W	87-68
# 11/18/2007	vs Portland State	W	64-63
11/24/2007	at Stanford	L	53-73
11/28/2007	ARKANSAS-PINE BLUFF	W	73-48
12/1/2007	at Northern Colorado	L	59-72
12/5/2007	DENVER	W	44-40
12/8/2007	at Minnesota	L	74-91
12/15/2007	at North Dakota State	L	69-83
12/19/2007	at Nevada	L	66-74
12/22/2007	COLORADO	L	70-73
12/29/2007	WESTERN STATE	W	87-47
* 1/5/2008	UNLV	L	62-65
* 1/8/2008	OKLAHOMA PANHANDLE	L-ot	91-97
* 1/12/2008	at BYU	L	73-92
* 1/19/2008	TCU	L	58-70
* 1/22/2008	at Air Force	L	59-75
* 1/26/2008	at Wyoming	L	58-73
* 1/29/2008	SAN DIEGO STATE	L	82-83
* 2/2/2008	UTAH	L	52-67
* 2/5/2008	at New Mexico	L	51-91
* 2/9/2008	at UNLV	L	51-68
* 2/13/2008	BYU	L	65-79
* 2/20/2008	at TCU	L	64-66
* 2/23/2008	AIR FORCE	L	59-61
* 2/27/2008	WYOMING	L	67-77
* 3/1/2008	at San Diego State	L	62-86
* 3/4/2008	at Utah	L	61-82
* 3/8/2008	NEW MEXICO	L	52-71
^ 3/12/2008	vs Wyoming	W	68-63
^ 3/13/2008	vs BYU	L	62-89

* Mountain West Conference game

BP Top of the World Classic (Fairbanks, Alaska)

^ MW Tournament (Thomas & Mack Center - Las Vegas, Nev.)

2008-09: 9-22 (4-12, 8th in MW)

Home: 6-9 / Away: 2-11 / Neutral: 1-2

11/14/2008	MONTANA	W	85-55
11/18/2008	NORTHERN COLORADO	W	85-74
11/22/2008	MINNESOTA	L	71-72
11/24/2008	SAINT MARTIN'S	L	76-83
11/26/2008	NEW ORLEANS	W	78-60
11/29/2008	at San Francisco	L	63-65
12/2/2008	NEVADA	L	76-82
12/6/2008	at Boise State	L	76-85
12/10/2008	at Colorado	L	56-75
12/14/2008	STANFORD	L	63-74
12/20/2008	at Denver	L	55-66
# 12/27/2008	at Hawai'i	W	74-58
# 12/29/2008	vs Vermont	W	82-76
# 12/30/2008	vs Buffalo	L	53-67
* 1/3/2009	at TCU	L	67-81
* 1/10/2009	BYU	L	60-86
* 1/14/2009	UNLV	W	71-69
* 1/17/2009	at Utah	L	66-82

* 1/20/2009	AIR FORCE	W	67-56
* 1/24/2009	at Wyoming	L	74-83
* 1/28/2009	at New Mexico	L	50-68
* 1/31/2009	SAN DIEGO STATE	L	59-78
* 2/7/2009	TCU	W	71-65
* 2/11/2009	at BYU	L	60-94
* 2/14/2009	at UNLV	L	70-89
* 1/18/2009	UTAH	L-ot	79-89
* 2/21/2009	at Air Force	W	71-66
* 2/25/2009	WYOMING	L	79-82
* 2/28/2009	NEW MEXICO	L-2ot	79-81
* 3/4/2009	at San Diego State	L	59-68
^ 3/11/2009	vs Air Force	L	67-71

* Mountain West Conference game

Outrigger Hotels & Resorts Rainbow Classic (Stan Sheriff Center - Honolulu, Hawai'i)

^ MW Tournament (Thomas & Mack Center - Las Vegas, Nev.)

2009-10: 16-16 (7-9, t-5th in MW)

Home: 11-4 / Away: 3-11 / Neutral: 2-1

# 11/13/2009	vs UC Davis	W	91-73
# 11/14/2009	vs Winston-Salem State	W	57-40
# 11/15/2009	at Oregon	L	55-68
% 11/20/2009	at Indiana State	L	60-65
11/24/2009	MAYVILLE STATE	W	79-42
11/29/2009	SAN FRANCISCO	W-2ot	91-75
12/1/2009	at Northern Colorado	L	63-70
12/5/2009	DENVER	W	64-59
12/10/2009	COLORADO	W	77-62
12/12/2009	MONTANA	W	62-61
12/20/2009	NORTHERN ARIZONA	W	64-56
12/22/2009	at UCLA	L	63-75
12/28/2009	at Fresno State	L	50-73
12/31/2009	YALE	W	93-71
* 1/6/2010	at Wyoming	W	83-73
* 1/9/2010	AIR FORCE	W	70-48
* 1/16/2010	at BYU	L	47-91
* 1/20/2010	UNLV	L	72-80
* 1/23/2010	at New Mexico	L	64-82
* 1/27/2010	TCU	W	63-57
* 1/30/2010	SAN DIEGO STATE	L	52-64
* 2/3/2010	at Utah	W	65-50
* 2/6/2010	WYOMING	W	80-64
* 2/9/2010	at Air Force	W	51-47
* 2/17/2010	BYU	L	70-92
* 2/20/2010	at UNLV	L	39-70
* 2/23/2010	NEW MEXICO	L	66-72
* 2/27/2010	at TCU	L	67-73
* 3/3/2010	at San Diego State	L	55-68
* 3/6/2010	UTAH	W	76-67
^ 3/11/2010	vs San Diego State	L	71-72
! 3/17/2010	at Morehead State	L	60-74

* Mountain West Conference game

BTI Tip-off Tournament (Eugene, Ore.)

% Mountain West/Missouri Valley Challenge (Home sites)

^ MW Tournament (Thomas & Mack Center - Las Vegas, Nev.)

! College Basketball Invitational (Home sites)

2010-11: 19-13 (9-7, 4th in MW)

Home: 9-5 / Away: 6-6 / Neutral: 4-2

11/13/2010	ARKANSAS-PINE BLUFF	W	82-51
11/18/2010	at Denver	W	77-66
11/27/2010	SAM HOUSTON STATE	L	81-92
12/1/2010	DRAKE	W	78-67
12/4/2010	FRESNO STATE	W	87-74
12/8/2010	at Colorado	L-ot	83-90
12/11/2010	at Kansas	L	55-76
12/20/2010	NORTHERN COLORADO	W	75-61
# 12/22/2010	vs Appalachian State	W	82-79
# 12/23/2010	vs Ole Miss	W	68-61
# 12/24/2010	vs Southern Mississippi	W	63-58
% 12/28/2010	at San Francisco	W	69-61
% 12/30/2010	vs Dominican	W	94-50
% 1/1/2011	vs Hampton	L	75-77
* 1/4/2011	WYOMING	W	73-60
* 1/12/2011	at New Mexico	L	61-68
* 1/15/2011	TCU	W	79-69
* 1/19/2011	at UNLV	W	78-63
* 1/22/2011	BYU	L	85-94
* 1/26/2011	AIR FORCE	W	69-66
* 1/29/2011	at Utah	W	74-68
* 2/2/2011	SAN DIEGO STATE	L	54-56
* 2/5/2011	at Wyoming	W	59-56
* 2/12/2011	NEW MEXICO	W	68-62
* 2/16/2011	at TCU	W	69-55
* 2/19/2011	UNLV	L	61-68
* 2/23/2011	at BYU	L	76-84
* 2/26/2011	at Air Force	L	57-74
* 3/2/2011	UTAH	W	78-65
* 3/5/2011	at San Diego State	L	48-66
^ 3/10/2011	vs New Mexico	L	61-67
! 3/15/2011	FAIRFIELD	L	60-62

* Mountain West Conference game
 # Cancun Governor's Cup (Poliforum Benito Juarez - Cancun, Mexico)
 % Hilltop Challenge (War Memorial Gym - San Francisco, Calif.)
 ^ MW Tournament (Thomas & Mack Center - Las Vegas, Nev.)
 ! National Invitation Tournament (Home sites)

2011-12: 20-12 (8-6, 4th in MW)

Home: 14-1 / Away: 3-9 / Neutral: 3-2

11/11/2011	MONTANA	W	64-58
# 11/14/2011	vs SMU	W	75-56
# 11/15/2011	at Stanford	L	52-64
11/19/2011	SOUTHERN MISS	L	58-79
% 11/21/2011	TEXAS-SAN ANTONIO	W	85-75
% 11/22/2011	MANHATTAN	W-ot	91-86
11/30/2011	COLORADO	W	65-64
12/3/2011	at Northern Iowa	L	77-83
12/7/2011	at Duke	L	64-87
12/19/2011	TEXAS SOUTHERN	W	85-61
12/22/2011	at Northern Colorado	W	92-78
& 12/28/2011	at UTEP	W	56-53
& 12/29/2011	vs Jacksonville State	W	79-56
1/7/2012	OMAHA	W	87-63
1/11/2012	DENVER	W	79-75
* 1/14/2012	TCU	W-tot	95-89
* 1/17/2012	BOISE STATE	W	66-55
* 1/21/2012	at Wyoming	L	51-70
* 1/25/2012	at New Mexico	L	52-85
* 1/28/2012	SAN DIEGO STATE	W	77-60
* 2/1/2012	at UNLV	L	63-82
* 2/4/2012	AIR FORCE	W	67-49
* 2/11/2012	at TCU	L	71-75
* 2/15/2012	at Boise State	L	69-70
* 2/18/2012	WYOMING	W	54-46
* 2/21/2012	NEW MEXICO	W	71-63

* 2/25/2012	at San Diego State	L	66-74
* 2/29/2012	UNLV	W	66-59
* 3/3/2012	at Air Force	W	75-65
^ 3/8/2012	vs TCU	W	81-60
^ 3/9/2012	vs San Diego State	L	69-79
\$ 3/15/2012	vs Murray State	L	41-58

* Mountain West Conference game
 # NIT Season Tip-off (Maples Pavilion - Stanford, Calif.)
 % NIT Season Tip-off Consolations (Fort Collins, Colo.)
 & Bank of the West Don Haskins Sun Bowl Invitational (El Paso, Texas)
 ^ MW Tournament (Thomas & Mack Center - Las Vegas, Nev.)
 \$ NCAA Tournament (KFC Yum! Center - Louisville, Ky.)



Larry Eustachy

19th head coach in program history

2012-18 (Six Seasons)

Overall Record: 121-74 (.621)

Conference Record: 55-42 (.567)

One NCAA Appearance

Two NIT Appearances

2012-13: 26-9 (11-5, 2nd in MW)

Home: 16-1 / Away: 6-7 / Neutral: 4-1

11/9/2012	MONTANA	W	72-65
11/15/2012	CHADRON STATE	W	93-50
11/21/2012	at Denver	W	60-53
11/24/2012	at Washington	W	73-55
11/26/2012	NORTHERN COLORADO	W	85-69
12/1/2012	EVANSVILLE	W	79-72
12/5/2012	at Colorado	L	61-70
12/8/2012	at Illinois-Chicago	L	55-64
# 12/17/2012	NORTH FLORIDA	W	83-55
# 12/19/2012	CAL STATE BAKERSFIELD	W	78-58
# 12/22/2012	vs Portland	W	70-53
# 12/23/2012	vs Virginia Tech	W	88-52
12/29/2012	ADAMS STATE	W	80-55
1/2/2013	UTEP	W	62-58
1/5/2013	ST. BONAVENTURE	W	85-64
* 1/12/2013	at San Diego State	L-ot	72-79
* 1/16/2013	AIR FORCE	W	79-40
* 1/19/2013	UNLV	W	66-61
* 1/23/2013	at New Mexico	L	61-66
* 1/26/2013	at Fresno State	W	74-63
* 1/30/2013	BOISE STATE	W	77-57
* 2/2/2013	WYOMING	W	65-46
* 2/6/2013	at Nevada	W	73-69
* 2/13/2013	SAN DIEGO STATE	W	66-60
* 2/16/2013	at Air Force	W	89-86
* 2/20/2013	at UNLV	L	59-61
* 2/23/2013	NEW MEXICO	L	82-91
* 2/27/2013	FRESNO STATE	W	74-67
* 3/2/2013	at Boise State	L	65-78
* 3/6/2013	at Wyoming	W	78-56
* 3/9/2013	NEVADA	W	77-66
^ 3/13/2013	vs Fresno State	W	67-61
^ 3/15/2013	at UNLV	L	65-75
\$ 3/21/2013	vs Missouri	W	84-72
\$ 3/23/2013	vs Louisville	L	56-82

* Mountain West Conference game
 # Continental Tires Las Vegas Classic (two home site games, final two Orleans Arena - Las Vegas, Nev.)
 ^ Mountain West Tournament
 \$ NCAA Tournament (Midwest Region-Lexington, Ky.)

GENERAL

THE RAMS

2019-20 REVIEW

HISTORY

UNIVERSITY

OPPONENTS

2013-14: 16-16 (7-11, t-8th in MW)

Home: 14-6 / Away: 2-9 / Neutral: 0-1

	11/8/2013	COLO.-COLORADO SPRINGS	W	99-70
#	11/11/2013	at #15 Gonzaga	L	61-93
	11/16/2013	WEBER STATE	W	88-67
	11/19/2013	at UTEP	W	74-82
%	11/22/2013	NORTHERN COLORADO	W	72-65
%	11/25/2013	PRAIRIE VIEW A&M	W	95-68
%	11/27/2013	BETHUNE-COOKMAN	W	66-52
%	11/30/2013	NEW MEXICO STATE	W	85-83
	12/3/2013	COLORADO	L	62-67
	12/8/2013	SOUTHWEST OKLAHOMA ST.	W	109-55
	12/11/2013	DENVER	L	70-80
	12/23/2013	ILLINOIS-CHICAGO	W	74-61
	12/28/2013	LAMAR	W	86-71
*	1/1/2014	SAN DIEGO STATE	L	61-71
*	1/4/2014	at New Mexico	L	73-80
*	1/8/2014	at San Jose State	W	66-64
*	1/11/2014	FRESNO STATE	W	76-57
*	1/15/2014	at Utah State	L	50-57
*	1/18/2014	AIR FORCE	W	74-68
*	1/25/2014	NEW MEXICO	L	66-68
*	1/29/2014	at Nevada	L	67-76
*	2/1/2014	at San Diego State	L	56-65
*	2/5/2014	UNLV	W	75-57
*	2/8/2014	at Air Force	W	68-56
*	2/11/2014	UTAH STATE	L	62-71
*	2/15/2014	at Fresno State	L	66-75
*	2/18/2014	BOISE STATE	L	72-84
*	2/22/2014	WYOMING	W	82-67
*	2/26/2014	at UNLV	L	70-78
*	3/5/2014	SAN JOSE STATE	W	78-66
*	3/8/2014	at Wyoming	L	75-83
^	3/12/2014	vs Utah State	L	69-73

* Mountain West Conference game
 # ESPN 24-Hour Hoops Marathon (Home sites)
 % Colorado State Challenge (Moby Arena - Fort Collins, Colo.)
 ^ MW Tournament (Thomas & Mack Center - Las Vegas, Nev.)

2014-15: 27-7 (13-5, 3rd in MW)

Home: 15-2 / Away: 8-4 / Neutral: 4-1

	11/15/2014	MONTANA	W	83-66
	11/21/2014	GEORGIA STATE	W	80-70
#	11/23/2014	MERCER	W	75-62
#	11/26/2014	vs Missouri State	W	76-61
#	11/28/2014	vs Pacific	W	75-64
#	11/29/2014	vs UC Santa Barbara	W	65-63
	12/3/2014	UTEP	W	65-62
	12/7/2014	NORTHERN COLORADO	W	66-58
	12/10/2014	at Colorado	W	62-60
	12/13/2014	ARKANSAS-FORT SMITH	W	88-60
	12/19/2014	at Denver	W	85-84
	12/22/2014	CHARLESTON SOUTHERN	W	75-54
	12/27/2014	at New Mexico State	W-ot	58-57
*	12/31/2014	BOISE STATE	W	71-65
*	1/3/2015	at New Mexico	L	53-66
*	1/7/2015	WYOMING	L	54-60
*	1/10/2015	at Air Force	W	92-87
*	1/14/2015	NEVADA	W	98-42
*	1/17/2015	at San Jose State	W	70-41
*	1/24/2015	SAN DIEGO STATE	W	79-73
*	1/27/2015	at Boise State	L	78-82
*	1/31/2015	FRESNO STATE	W	80-57
*	2/4/2015	at Wyoming	L	48-59
*	2/7/2015	UNLV	W	83-82
*	2/10/2015	NEW MEXICO	W	70-59
*	2/14/2015	at San Diego State	L	63-72
*	2/18/2015	at Fresno State	W	81-73
*	2/21/2015	AIR FORCE	W	66-53

*	2/25/2015	SAN JOSE STATE	W	72-56
*	3/4/2015	at Nevada	W	78-62
*	3/7/2015	at Utah State	W	75-70
^	3/12/2015	vs Fresno State	W	71-59
^	3/13/2015	vs San Diego State	L	43-56
!	3/18/2015	SOUTH DAKOTA STATE	L	76-86

* Mountain West Conference game
 # GCI Great Alaska Shootout (First game - home sites; last 3 - Anchorage, Alaska)
 ^ MW Tournament (Thomas & Mack Center - Las Vegas, Nev.)
 ! National Invitation Tournament (Home sites)

2015-16: 18-16 (8-10, t-6th in MW)

Home: 12-5 / Away: 3-9 / Neutral: 3-2

#	11/14/2015	at Northern Iowa	W	84-78
	11/19/2015	LOYOLA MARYMOUNT	W	83-75
%	11/22/2015	OAKLAND	W	95-89
%	11/24/2015	ABILENE CHRISTIAN	W-2ot	108-100
%	11/27/2015	vs Portland	W	90-74
%	11/28/2015	vs UTEP	L-2ot	90-99
	12/3/2015	LONG BEACH STATE	L	77-83
	12/6/2015	COLORADO	L	77-88
	12/9/2015	ARKANSAS-FORT SMITH	W	97-72
	12/13/2015	at Northern Colorado	L	64-73
	12/19/2015	at Kansas State	L	56-61
	12/21/2015	USC UPSTATE	W	89-61
	12/29/2015	REGIS	W	77-53
*	1/2/2016	at Boise State	L	80-84
*	1/6/2016	UNLV	W	66-65
*	1/9/2016	at San José State	W-ot	85-84
*	1/13/2016	SAN DIEGO STATE	L	62-69
*	1/16/2016	UTAH STATE	L	92-96
*	1/20/2016	at Air Force	W	83-79
*	1/27/2016	SAN JOSÉ STATE	W	74-66
*	1/30/2016	at Wyoming	L	76-83
*	2/2/2016	at San Diego State	L	67-69
*	2/6/2016	NEVADA	W	76-67
*	2/10/2016	BOISE STATE	W-2ot	97-93
*	2/13/2016	at UNLV	L	80-87
*	2/17/2016	at Utah State	L	59-72
*	2/20/2016	WYOMING	L	66-84
*	2/23/2016	NEW MEXICO	W	86-69
*	2/28/2016	at Nevada	L-ot	80-87
*	3/2/2016	at Fresno State	L	73-87
*	3/5/2016	AIR FORCE	W	87-73
^	3/9/2016	vs San José State	W	80-61
^	3/10/2016	vs Boise State	W	88-81
^	3/12/2016	vs Fresno State	L	56-64

* Mountain West Conference game
 # Mountain West-Missouri Valley Challenge
 % Corpus Christi Coastal Classic (two home site games, two in Corpus Christi, Texas)
 ^ MW Tournament (Thomas & Mack Center - Las Vegas, Nev.)

2016-17: 24-12 (13-5, 2nd in MW)

Home: 15-6 / Away: 7-5 / Neutral: 2-1

	11/13/16	NEW MEXICO STATE	W	64-61
	11/16/16	FORT LEWIS	W	84-75
	11/20/16	at Stanford	L	49-56
	11/23/16	MD EASTERN SHORE	W	76-65
	11/25/16	SOUTHEASTERN LOUISIANA	W	67-59
	11/27/16	ALCORN STATE	W	80-58
	11/30/16	at Colorado	W	72-58
#	12/3/16	WICHITA STATE	L	67-82
	12/6/16	ARKANSAS-FORT SMITH	W	93-69
	12/10/16	NORTHERN COLORADO	W	81-64
@	12/17/16	KANSAS STATE	L	70-89
	12/19/16	LOYOLA MARYMOUNT	L	66-69
	12/22/16	at Long Beach State	L	55-56
*	12/28/16	UNLV	W	91-77
*	12/31/16	at Boise State	L	73-74
*	1/4/17	at San Jose State	W	76-71
*	1/7/17	AIR FORCE	W	85-58
*	1/14/17	NEW MEXICO	L	71-84
*	1/18/17	at Fresno State	L	57-78
*	1/21/17	at Utah State	W	64-56
*	1/25/17	SAN JOSE STATE	W	81-72
*	1/28/17	at San Diego State	W	78-77
*	1/31/17	BOISE STATE	L	76-79
*	2/4/17	at UNLV	W	69-49
*	2/7/17	UTAH STATE	W	69-52
*	2/11/17	FRESNO STATE	W	78-62
*	2/14/17	at Wyoming	W	78-73
*	2/21/17	at New Mexico	W	68-56
*	2/25/17	SAN DIEGO STATE	W	56-55
*	2/28/17	WYOMING	W	78-76
*	3/4/17	at Nevada	L	72-85
^	3/9/17	vs Air Force	W	81-55
^	3/10/17	vs San Diego State	W	71-63
^	3/11/17	vs Nevada	L	71-79
!	3/14/17	CHARLESTON	W	81-74
!	3/20/17	CSU BAKERSFIELD	L	63-81

* Mountain West Conference game
 # Mountain West-Missouri Valley Challenge
 @ Pepsi Center - Denver, Colo.
 ^ MW Tournament (Thomas & Mack Center - Las Vegas, Nev.)
 ! National Invitation Tournament (home sites)

2017-18: 11-21 (4-12, 10th in MW)

Home: 8-8 / Away: 3-10 / Neutral: 0-3

	11/10/17	SACRAMENTO STATE	W	72-61
@	11/14/17	WINTHROP	W	80-76
@	11/17/17	vs. Tulane	L	53-80
@	11/19/17	vs Florida State	L	73-90
	11/22/17	at New Mexico State	L	76-89
@	11/24/17	NORTHWESTERN STATE	W	72-60
#	11/28/17	at Missouri State	L	67-77
	12/2/17	COLORADO	W	72-63
	12/5/17	at Arkansas	L	66-92
	12/8/17	at Oregon	L	65-95
	12/17/17	TEXAS STATE	W	66-58
	12/19/17	ARKANSAS-FORT SMITH	W	87-73
	12/23/17	LONG BEACH STATE	W	68-66
*	12/27/17	at Boise State	L	71-93
*	12/30/17	at San Jose State	W	59-52
*	1/2/18	SAN DIEGO STATE	L	68-77
*	1/6/18	FRESNO STATE	L-ot	79-82
*	1/10/18	at Utah State	W	84-75
*	1/13/18	at Wyoming	W	78-73
*	1/17/18	AIR FORCE	L	71-76
*	1/20/18	UNLV	L	74-79
*	1/24/18	at San Diego State	L	78-97
*	1/27/18	at New Mexico	L	65-80
*	1/31/18	WYOMING	L-2ot	85-91
*	2/3/18	NEVADA	L	67-76
*	2/6/18	at Air Force	L	73-78
*	2/10/18	SAN JOSE STATE	W	90-79
*	2/17/18	at Fresno State	L	65-86
*	2/21/18	BOISE STATE	L	54-87
*	2/25/18	at #20/22 Nevada	L	83-92
*	2/28/18	NEW MEXICO	L	87-108
^	3/7/18	vs. Utah State	L	65-76

* Mountain West Conference Games
 # Mountain West-Missouri Valley Challenge
 @ Jamaica Classic (two home site games, two games Montego Bay, Jamaica)
 ^ MW Tournament (Thomas & Mack Center - Las Vegas, Nev.)

** Coaching changes were made mid-season. Steve Barnes coached the Rams for two games starting 2/3 (0-2) and Jase Herl coached the team for its final six games starting 2/10 (1-5)

GENERAL

THE RAMS

2019-20 REVIEW

HISTORY

UNIVERSITY

OPPONENTS



Niko Medved

20th head coach in program history

2018-20 (Two Seasons)

Overall Record: 32-32 (.500)

Conference Record: 18-18 (.500)

2018-19: 12-20 (7-11, t-8th in MW)

Home: 8-9 / Away: 3-8 / Neutral: 1-3

@	11/7/18	COLORADO CHRISTIAN	W	100-66
	11/10/18	ARKANSAS-PINE BLUFF	W	92-67
	11/14/18	MONTANA STATE	W	81-77
@	11/19/18	vs. Louisiana	L	73-91
@	11/20/18	at Florida Gulf Coast	W	82-74
@	11/21/18	vs. South Dakota State	L	65-78
#	11/27/18	SOUTHERN ILLINOIS	L	67-82
	12/1/18	at Colorado	L	80-86
	12/5/18	ARKANSAS	L	74-98
	12/8/18	SAM HOUSTON STATE	W	71-65
	12/16/18	SOUTH DAKOTA	L	63-68
	12/22/18	at Long Beach State	L	61-64
	12/30/18	NEW MEXICO STATE	L	68-88
*	1/2/19	at UNLV	L	76-78
*	1/5/19	at Fresno State	L	67-78
*	1/8/19	AIR FORCE	W	87-64
*	1/12/19	NEW MEXICO	W	91-76
*	1/19/19	at Utah State	L	72-87
*	1/23/19	at Nevada (#7)	L	60-100
*	1/26/19	FRESNO STATE	W	74-65
*	1/29/19	BOISE STATE	L	68-70
*	2/2/19	at Air Force	W	85-53
*	2/6/19	NEVADA (#6)	L	82-98
*	2/9/19	at Wyoming	L	66-74
*	2/12/19	SAN DIEGO STATE	L	60-71
*	2/20/19	at San Jose State	W	91-70
*	2/23/19	WYOMING	W	83-48
*	2/27/19	at Boise State	W	76-62
*	3/2/19	at New Mexico	L	65-77
*	3/5/19	UTAH STATE	L-ot	96-100
*	3/9/19	UNLV	L	60-65
^	3/13/19	vs. Boise State	L	57-66

* Mountain West Conference Games

Mountain West-Missouri Valley Challenge

@ Gulf Coast Showcase (one home site game, three games Fort Myers, Florida)

^ MW Tournament (Thomas & Mack Center - Las Vegas, Nev.)

2019-20: 20-12 (11-7, t-5th in MW)

Home: 12-4 / Away: 5-6 / Neutral: 3-2

	11/5/19	DENVER	W	74-63
	11/8/19	at Duke (#4)	L	55-89
@	11/13/19	OMAHA	W	80-65
	11/16/19	at Loyola Marymount	W	74-64
	11/20/19	ARKANSAS STATE	L	78-80
@	11/25/19	vs New Mexico State	L-ot	70-78
@	11/26/19	vs Loyola Chicago	W	61-60
@	11/27/19	vs Washington State	W	79-69
	12/1/19	UTAH VALLEY	W	92-61
*	12/4/19	SAN DIEGO STATE (RV)	L	57-79
*	12/7/19	at Boise State	L	64-75
	12/10/19	SOUTH DAKOTA STATE	W	72-68
	12/13/19	COLORADO	L	48-56
%	12/21/19	vs Tulsa	W-3ot	111-104
	12/28/19	DOANE	W	87-62

*	1/1/20	at Nevada	L	61-67
*	1/4/20	WYOMING	W	72-61
*	1/11/20	at San Jose State	W	81-70
*	1/15/20	NEW MEXICO	W	105-72
*	1/18/20	at Air Force	W	78-65
*	1/22/20	FRESNO STATE	W	86-68
*	1/25/20	at Utah State	L	61-77
*	1/29/20	NEVADA	W	92-91
*	2/1/20	UNLV	W	95-77
*	2/4/20	at Fresno State	W	80-70
*	2/11/20	UTAH STATE	L	72-75
*	2/15/20	at Wyoming	W	77-70
*	2/18/20	at UNLV	L	56-80
*	2/22/20	SAN JOSE STATE	W	78-71
*	2/25/20	at San Diego State (#5)	L	60-66
*	2/29/20	AIR FORCE	W	87-74
^	3/4/20	vs Wyoming	L	74-80

* Mountain West Conference game

@ Cayman Islands Classic (one home game, three in George Town, Grand Cayman)

% BOK Showcase (Tulsa, Okla.)

^ Air Force Reserve Mountain West Championship (Las Vegas, Nev.)

RAMS WHEN RANKED (AP)

1953-54

<u>CSU Rank No. 18 (Jan. 12)</u>			
J14	at	Denver*	W 62-51
J16	at	New Mexico*	W 67-60
<u>CSU Rank No. 19 (Feb. 16)</u>			
F16		Denver*	W 58-45
F18	at	Northern Colorado	W 68-56
F20	at	Regis	W 63-52
<u>CSU Rank No. 18 (Feb. 23)</u>			
F26	at	Utah*	W 70-66
F27	at	BYU*	W 71-69
<u>CSU Rank No. 19 (March 9)</u>			
M12	vs	Santa Clara%	L 50-73
M13	vs	Idaho State%	L 57-62

2012-13

<u>CSU Rank No. 24 (Feb. 11)</u>			
F13		San Diego State*	W 66-60
F16	at	Air Force*	W 89-86
<u>CSU Rank No. 22 (Feb. 18)</u>			
F20	at	UNLV*	L 59-61
F23		New Mexico*	L 82-94

2014-15

<u>CSU Rank No. 24 (Dec. 22)</u>			
D22		Charleston Southern	W 75-54
D27	at	New Mexico State	W-o 58-57
<u>CSU Rank No. 24 (Dec. 29)</u>			
D31		Boise State*	W 71-65
J3	at	New Mexico*	L 53-66

RAMS VS. RANKED OPPONENTS (AP)

1948-49

F11	at	#19 Wyoming*	L 43-56
F12	at	#19 Wyoming*	L 29-39
F28	at	#16 Utah*	L 46-72

1950-51

D28	at	#14 Wyoming	L 50-62
J12		#10 Wyoming*	L 47-56
J13	at	#10 Wyoming*	L 58-75
J26	at	#20 Wyoming*	L 34-54
J27		#20 Wyoming*	W 62-38
F08		#14 BYU*	L 42-70
F09	at	#14 BYU*	L 40-65
F23		#12 BYU*	L 45-50
F24		#12 BYU*	L 51-60

1951-52

J25		#17 Utah*	W 55-43
M05	at	#16 Wyoming*	L 57-89

1953-54

J21	at	#16 Seattle	L 76-80
J22	at	#16 Seattle	L 57-72

1954-55

J22		#10 Utah*	L 69-70
F26	at	#8 Utah*	L 51-66

1958-59

F05	at	#16 Utah*	L 48-68
M07		#16 Utah*	L 61-68

1959-60

J16	at	#12 Utah State*	L 65-73
F05		#7 Utah*	L 76-86
F19		#7 Utah State*	W 68-60
M05	at	#6 Utah*	L 83-87

1960-61

D21	at	#12 Kansas State	L 56-63
-----	----	------------------	---------

1961-62

D15	at	#4 USC	L 52-67
-----	----	--------	---------

1962-63

D26	vs	#7 USC	W 72-54
-----	----	--------	---------

1963-64

D27	at	#9 Oregon State	L 51-53
-----	----	-----------------	---------

1965-66

F04		#6 UTEP	L 66-68
F26	at	#3 UTEP	L 55-72

1966-67

D22	at	#1 UCLA	L 74-84
-----	----	---------	---------

1971-72

J27		#7 BYU*	L 68-75
F26	at	#7 BYU*	L 85-105

1972-73

J05	at	#15 BYU*	W 93-86
J27		#19 New Mexico*	W 76-67
F22	at	#15 New Mexico*	L 72-93

1973-74

J05		#15 Arizona*	W 85-67
J26	at	#19 New Mexico*	L 49-54

1974-75

J24		#10 Arizona State*	W 91-80
J25		#13 Arizona*	L 82-85
F28	at	#19 Arizona*	L 97-107
M01	at	#9 Arizona State*	L 80-104

1976-77

J29		#16 Arizona*	L 72-77
-----	--	--------------	---------

1977-78

F04		#10 New Mexico*	L 82-91
M02	at	#8 New Mexico*	L 88-111

1979-80

N31	#11	Purdue	L 55-65
D22	at	#14 UCLA	L 63-86
J19	at	#18 BYU*	L 82-104
F21		#14 BYU*	L 86-111

1980-81

J23	at	#18 BYU*	L 46-66
J24	at	#14 Utah*	L 56-86
F26		#7 Utah*	L 50-73
F28		#18 BYU*	L 69-80

1981-82

D11	at	#10 Indiana	L 41-82
-----	----	-------------	---------

1983-84

N29		#18 Wichita State	L 54-64
J19		#5 UTEP*	W 63-51
F20	at	#10 UTEP*	L 55-62

1984-85

N30		#20 UNLV	L 78-88
-----	--	----------	---------

GENERAL

THE RAMS

2019-20 REVIEW

HISTORY

UNIVERSITY

OPPONENTS

1985-86

J23 at #19 UTEP* L 57-65

1986-87

D20 at #7 Oklahoma L 62-108

1987-88

J23 #17 Wyoming* W 54-49

J28 at #18 UTEP* L 51-53

F13 #8 BYU* L 80-86

F20 at #19 Wyoming* L 50-57

F23 at #11 BYU* L 67-75

M11 vs #14 Wyoming^ L 58-60

1988-89

M19 vs #5 Syracuse\$ L 50-65

1989-90

D29 at #24 North Carolina W 78-67

1990-91

F09 #20 UTEP W 51-48

1991-92

N22 at #23 Georgia Tech L 67-84

F06 at #25 UTEP* L 50-78

1992-93

J30 #17 Utah* W 78-69

F06 at #21 Utah* L 71-84

1993-94

D09 at #2 North Carolina L 66-89

1995-96

J18 at #15 Utah* L-2ot 82-86

F10 #7 Utah* L 73-78

M08 vs #10 Utah^ L 69-71

1996-97

J04 at #7 Utah* L 63-84

F08 #5 Utah* L 67-82

1997-98

J12 #12 New Mexico* L 64-78

J15 at #4 Utah* L 51-65

F07 at #12 New Mexico* L 62-77

F14 #5 Utah* L 48-60

1998-99

J16 #20 TCU* L-ot 89-92

1999-2000

D22 vs #18 UCLA W 55-54

J25 at #19 Utah* L 70-76

F26 #25 Utah* W 60-49

2002-03

M20 vs #12 Duke% L 57-67

2003-04

N26 at #24 Oklahoma State L 49-82

D30 #22 Purdue W 71-69

M11 vs #25 Air Force^ W 60-48

2004-05

F12 at #15 Utah* L 50-64

M10 #15 Utah^ L 49-62

2006-07

J03 #20 Air Force* L 75-81

F17 at #17 Air Force* L 58-67

F21 at #21 BYU* L 67-76

M09 vs #25 UNLV^ L 72-88

2007-08

N24 at #20 Standford L 53-73

M13 vs #24 BYU^ L 62-89

2009-10

J16 at #18 BYU* L 47-91

F17 #16 BYU* L 70-92

F23 #10 New Mexico* L 66-72

2010-11

D11 vs #4 Kansas& L 55-76

J22 #9 BYU* L 85-94

F02 #7 San Diego State* L 54-56

F23 at #7 BYU* L 76-84

M05 at #9 San Diego State* L 48-66

2011-12

D7 at #7 Duke L 64-87

J28 #13 San Diego State* W 77-60

F1 at #11 UNLV* L 63-82

F21 #18 New Mexico* W 71-63

F25 at #24 San Diego State* L 66-74

F29 #17 UNLV* W 66-59

M9 vs. #18 San Diego State^ L 69-79

M15 vs. #12 Murray State% L 41-58

2012-13

J12 at #16 San Diego State* L-ot 72-79

J23 at #15 New Mexico* L 61-66

F23 #16 New Mexico* L 82-91

M23 vs. #2 Louisville% L 56-82

2013-14

N11 at #15 Gonzaga L 61-93

J1 #21 San Diego State* L 61-71

F23 at #5 San Diego State* L 56-65

2017-18

F25 at #22 Nevada* L 83-92

2018-19

J23 at #7 Nevada* L 60-100

F6 #6 Nevada* L 82-98

2019-20


N9 at #2 Duke L 55-89

*Conference game

^Conference tournament game

%NCAA tournament game

CSU Rams have been represented on the international basketball stage, competing for their respective countries in FIBA competitions as well as the Olympics. Below are a few of those athletes in action. (if you have others, please submit to john.a.martin@colostate.edu).



David Turcotte (Canada)



Gian Clavell (Puerto Rico)



James Moors (New Zealand)



Andy Ogide (Nigeria)



Nico Carvacho (Chile)



GENERAL
THE RAMS
2019-20 REVIEW
HISTORY
UNIVERSITY
OPPONENTS

All-Time Record in Conference Tournaments - 22-36

Western Athletic Conference (8-16)

1984 (#5 Seed)

March 5 - 1st Round (Fort Collins, Colo.)

#5 Colorado State 61, #8 Air Force 56

2nd Round (Laramie, Wyo.)

#4 Wyoming 40, #5 Colorado State 36

1985 (#4 Seed)

1st Round (Fort Collins, Colo.)

#4 Colorado State 73, #8 Hawai'i 68 (OT)

Quarterfinals (Albuquerque, N.M.)

#3 New Mexico 62, #4 Colorado State 56

1986 (#7 Seed)

Quarterfinals (Laramie, Wyo.)

#2 UTEP 58, #7 Colorado State 50

1987 (#6 Seed)

Quarterfinals (Albuquerque, N.M.)

#3 New Mexico 92, #6 Colorado State 77

1988 (#6 Seed)

Quarterfinals (Provo, Utah)

#6 Colorado State 78, #3 Utah 68

Semifinals (Provo, Utah)

#2 Wyoming 60, #6 Colorado State 58

All-Tournament Team - Pat Durham

1989 (#1 Seed)

Quarterfinals (Salt Lake City, Utah)

#1 Colorado State 52, #8 Utah 50

Semifinals (Salt Lake City, Utah)

#1 Colorado State 50, #4 Hawai'i 46

Championship

#2 UTEP 73, #1 Colorado State 60

All-Tournament Team - Pat Durham

1990 (#1 Seed)

March 8 - Quarterfinals (El Paso, Texas)

#9 Air Force 58, #1 Colorado State 51

1991 (#7 Seed)

Quarterfinals (Laramie, Wyo.)

#2 Brigham Young 69, #7 Colorado State 56

1992 (#7 Seed)

Quarterfinals (Fort Collins, Colo.)

#2 UTEP 66, #7 Colorado State 65

1993 (#5 Seed)

Quarterfinals (Delta Center-Salt Lake City, Utah)

#4 UTEP 70, #5 Colorado State 65

1994 (#5 Seed)

Quarterfinals (Delta Center-Salt Lake City, Utah)

#4 Hawai'i 65, #5 Colorado State 61

1995 (#7 Seed)

March 8 - 1st Round (Albuquerque, N.M.)

#7 Colorado State 84, #10 Air Force 75

Quarterfinals (Albuquerque, N.M.)

#7 Colorado State 75, #2 Brigham Young 73

Semifinals (Albuquerque, N.M.)

#6 Hawai'i 66, #7 Colorado State 64

All-Tournament Team - Delmonte Madison, Joe Vogel

1996 (#4 Seed)

Quarterfinals (Albuquerque, N.M.)

#4 Colorado State 100, #5 Brigham Young 84

Semifinals (Albuquerque, N.M.)

#1 Utah 71, #4 Colorado State 69

All-Tournament Team - David Evans

1997 (#4 Seed Pacific Division)

Preliminary Round (Las Vegas, Nev.)

#M5 SMU 93, #P4 Colorado State 89

1998 (#4 Seed Mountain Division)

Preliminary Round (Las Vegas, Nev.)

#P5 SMU 76, #M4 Colorado State 71

1999 (#6 Seed Mountain Division)

Preliminary Round (Las Vegas, Nev.)

#P3 Fresno State 80, Colorado State 59

Mountain West Conference (14-20)**2000 (#4 Seed)**

[March 9 - Quarterfinals \(Las Vegas, Nev.\)](#)
5 Wyoming 74, # 4 Colorado State 68

2001 (#5 Seed)

[March 8 - Quarterfinals \(Las Vegas, Nev.\)](#)
#4 New Mexico 76, #5 Colorado State 65

2002 (#7 Seed)

[March 7 - Quarterfinals \(Las Vegas, Nev.\)](#)
#2 Utah 69, #7 Colorado State 66

2003 (#6 Seed)

[March 13 - Quarterfinals \(Las Vegas, Nev.\)](#)

#6 Colorado State 74, #3 Wyoming 71

[March 14 - Semifinals](#)

#6 Colorado State 86, #2 BYU 80 (OT)

[March 15 - Championship](#)

#6 Colorado State 62, #4 UNLV 61

All-Tournament Team - Brian Greene, Matt Nelson (MVP)

2004 (#8 Seed)

[March 11 - Quarterfinals \(Denver, Colo.\)](#)

#8 Colorado State 60, #1 Air Force 48

[March 12 - Semifinals \(Denver, Colo.\)](#)

#4 UNLV 80, #8 Colorado State 73

2005 (#8 Seed)

[March 9 - Quarterfinals \(Denver, Colo.\)](#)

#1 Utah 62, #8 Colorado State 49

2006 (#8 Seed)

[March 7 - Opening Round \(Denver, Colo.\)](#)

#8 Colorado State 64, #9 TCU 60

[March 9 - Quarterfinals \(Denver, Colo.\)](#)

#1 San Diego State 64, #8 Colorado State 52

2007 (#6 Seed)

[March 8 - Quarterfinals \(Las Vegas, Nev.\)](#)

#6 Colorado State 69, #3 San Diego State 64

[March 9 - Semifinals \(Las Vegas, Nev.\)](#)

#2 UNLV 88, #6 Colorado State 72

2008 (#9 Seed)

[March 12 - Opening Round \(Las Vegas, Nev.\)](#)

#9 Colorado State 68, #8 Wyoming 63

[March 13 - Quarterfinals \(Las Vegas, Nev.\)](#)

#1 BYU 89, #9 Colorado State 62

2009 (#8 Seed)

[March 11 - Opening Round \(Las Vegas, Nev.\)](#)

#9 Air Force 71, #8 Colorado State 67

2010 (#5 Seed)

[March 11 - Quarterfinals \(Las Vegas, Nev.\)](#)

#4 San Diego State 72, #5 Colorado State 71

2011 (#4 Seed)

[March 10 - Quarterfinals \(Las Vegas, Nev.\)](#)

#5 New Mexico 67, #4 Colorado State 61

2012 (#4 Seed)

[March 8 - Quarterfinals \(Las Vegas, Nev.\)](#)

#4 Colorado State 81, #5 TCU 60

[March 9 - Semifinals \(Las Vegas, Nev.\)](#)

#1 San Diego State 79, #4 Colorado State 69

2013 (#2 Seed)

[March 13 - Quarterfinals \(Las Vegas, Nev.\)](#)

#2 Colorado State 67, #7 Fresno State 61

[March 15 - Semifinals \(Las Vegas, Nev.\)](#)

#3 UNLV 75, #2 Colorado State 65

All-Tournament Team - Colton Iverson

2014 (#9 Seed)

[March 12 - First Round \(Las Vegas, Nev.\)](#)

#8 Utah State 73, #9 Colorado State 69

2015 (#3 Seed)

[March 12 - Quarterfinals \(Las Vegas, Nev.\)](#)

#3 Colorado State 71, #6 Fresno State 59

[March 13 - Semifinals \(Las Vegas, Nev.\)](#)

#2 San Diego State 56, #3 Colorado State 43

2016 (#6 Seed)

[March 9 - Opening Round \(Las Vegas, Nev.\)](#)

#6 Colorado State 80, #11 San Jose State 61

[March 10 - Quarterfinals \(Las Vegas, Nev.\)](#)

#6 Colorado State 88, #3 Boise State 81

[March 11 - Semifinals \(Las Vegas, Nev.\)](#)

#2 Fresno State 64, #6 Colorado State 56

2017 (#2 Seed)

[March 9 - Quarterfinals \(Las Vegas, Nev.\)](#)

#2 Colorado State 81, #10 Air Force 55

[March 10 - Semifinals \(Las Vegas, Nev.\)](#)

#2 Colorado State 71, #6 San Diego State 63

[March 11 - Championship \(Las Vegas, Nev.\)](#)

#1 Nevada 79, #2 Colorado State 71

2018 (#10 Seed)

[March 7 - Opening Round \(Las Vegas, Nev.\)](#)

#7 Utah State 76, #10 Colorado State 65

2019 (#9 Seed)

[March 13 - Opening Round \(Las Vegas, Nev.\)](#)

#8 Boise State 66, #9 Colorado State 57

2020 (#6 Seed)

[March 4 - Opening Round \(Las Vegas, Nev.\)](#)

#11 Wyoming 80, #6 Colorado State 74

GENERAL

THE RAMS

2019-20 REVIEW

HISTORY

UNIVERSITY

OPPONENTS

ABILENE CHRISTIAN - 1-0

Home: 1-0

Date	Loc.	W/L	Score	Att.
% 11/24/2015	Home	W-2ot	108-100	2801

% Corpus Christi Coastal Classic (Home Sites)

ADAMS STATE - 4-0

Home: 2-0 / Away 2-0

Date	Loc.	W/L	Score	Att.
12/13/1940	Away	W	48-32	
12/14/1940	Away	W	36-22	
11/22/1996	Home	W	81-61	4317
12/29/2012	Home	W	80-55	3669

AIR FORCE - 82-33

Conference: 57-22

Home: 44-11 / Away 34-18 / Neutral 4-4

Date	Loc.	W/L	Score	Att.
# 1/19/1957	Neutral	L	62-70	
12/13/1957	Home	W	70-59	
# 12/14/1957	Neutral	L	50-54	
12/17/1958	Home	W	67-57	
12/9/1960	Home	W	63-46	
1/27/1962	Away	L	57-58	
2/8/1963	Away	W	59-41	2500
2/23/1963	Home	W	85-51	3000
1/18/1964	Home	L	46-48	
2/22/1964	Away	W	69-66	
@ 12/4/1964	Neutral	W-ot	68-66	
2/26/1965	Home	W	72-62	
3/6/1965	Away	L	67-71	
3/5/1966	Away	W	79-72	
1/27/1967	Home	W	81-62	
3/3/1967	Away	W	62-60	
2/24/1968	Away	W	75-64	
3/1/1968	Home	W	83-62	
1/16/1969	Home	W	83-65	
1/3/1970	Away	W	71-62	
12/5/1970	Away	W	79-63	750
12/11/1971	Home	W	109-75	
12/12/1972	Away	L	57-78	
12/11/1973	Home	W	62-46	6742
2/18/1975	Away	W-ot	72-71	1033
12/13/1975	Home	L	70-71	5141
12/11/1976	Away	W	66-63	500
12/10/1977	Home	W	72-55	4233
11/27/1978	Away	L	62-63	1200
2/16/1980	Home	L	59-67	
* 1/30/1981	Home	W	53-50	4017
* 3/7/1981	Away	L	43-70	2500
* 1/16/1982	Away	W-ot	57-49	3000
* 2/19/1982	Home	L	57-60	4010
* 1/8/1983	Home	W-ot	56-52	7138
* 2/3/1983	Away	W	48-47	1300
* 1/12/1984	Away	W	54-46	1200
* 2/11/1984	Home	W	60-41	5704
^ 3/5/1984	Home	W	61-56	2514
* 1/4/1985	Home	W	67-58	5724
* 2/26/1985	Away	W	65-63	1800
* 1/9/1986	Away	W	57-51	4000
* 2/14/1986	Home	W	66-58	4107
* 1/14/1986	Away	W	71-68	3047
* 2/13/1987	Home	W	70-58	4681
* 2/5/1988	Away	L-3ot	67-71	2037
* 2/26/1988	Home	W	73-50	5148
* 1/16/1989	Away	W	69-59	5260
* 2/20/1989	Home	W	58-53	8701
* 1/22/1990	Home	W	60-47	9050
* 2/1/1990	Away	W	84-74	2441
% 3/8/1990	Neutral	L	51-58	1000
* 2/2/1991	Home	L	49-54	8336
* 3/2/1991	Away	L	46-56	2527
* 1/9/1992	Away	W	66-64	5722
* 3/5/1992	Home	W	72-54	7315
* 1/2/1993	Away	L	58-69	3312
* 3/4/1993	Home	W	72-55	6313
* 1/5/1994	Home	W	85-58	4892
* 3/5/1994	Away	L	66-70	3006
* 1/26/1995	Away	W	77-70	2139
* 2/2/1995	Home	W	79-65	5170
& 3/8/1995	Neutral	W	84-75	6586

Date	Loc.	W/L	Score	Att.
* 1/27/1996	Home	W	94-71	7349
* 2/3/1996	Away	W-2ot	91-89	2482
* 2/1/1997	Away	W	71-61	3500
* 2/27/1997	Home	W	68-62	5897
* 1/31/1998	Home	W	79-59	6074
* 2/26/1998	Away	W	64-54	2055
* 1/28/1999	Away	W	93-76	1825
* 2/27/1999	Home	W	77-66	4237
* 2/3/2000	Home	W	71-52	4019
* 2/19/2000	Away	W	66-64	2648
* 1/29/2001	Away	L	45-46	1231
* 2/26/2001	Home	W	63-55	4116
* 1/26/2002	Home	W	60-57	3452
* 2/25/2002	Away	W	59-51	1714
* 1/18/2003	Home	W	51-49	6131
* 2/15/2003	Away	L	75-80	3315
* 1/12/2004	Home	L	57-65	4012
* 2/9/2004	Away	L	44-52	5763
~ 3/11/2004	Neutral	W	60-48	9781
* 1/8/2005	Away	L	53-58	5429
* 2/7/2005	Home	L	47-59	3739
* 2/1/2006	Away	L	56-71	5769
* 3/4/2006	Home	L	59-63	5097
* 1/3/2007	Home	L	75-81	7280
* 2/17/2007	Away	L	58-67	5858
* 1/22/2008	Away	L	59-75	3677
* 2/23/2008	Home	L	59-61	3513
* 1/20/2009	Home	W	67-56	3266
* 2/21/2009	Away	W	71-66	3675
## 3/11/2009	Neutral	L	67-71	4809
* 1/9/2010	Home	W	70-48	3207
* 2/9/2010	Away	W	51-47	1709
* 1/26/2011	Home	W	69-66	4150
* 2/26/2011	Away	L	57-74	2429
* 2/4/2012	Home	W	67-49	4359
* 3/3/2012	Away	W	75-65	4858
* 1/16/2013	Home	W	79-40	4347
* 2/16/2013	Away	W	89-86	5862
* 1/18/2014	Home	W	74-68	4296
* 2/8/2014	Away	W	68-56	3781
* 1/10/2015	Away	W	92-87	3019
* 2/21/2015	Home	W	66-53	6312
* 1/20/2016	Away	W	83-79	2021
* 3/5/2016	Home	W	87-73	4226
* 1/7/2017	Home	W	85-58	3243
## 3/9/2017	Neutral	W	81-55	5057
* 1/17/2018	Home	L	71-76	3216
* 2/6/2018	Away	L	73-78	2556
* 1/8/2019	Home	W	87-64	2268
* 2/2/2019	Away	W	85-53	3215
* 1/18/2020	Away	W	78-65	2475
* 2/29/2020	Home	W	87-74	4862

Denver Auditorium Arena (Denver, Colo.)
 @ Mile High Classic (Denver, Colo.)
 ^ WAC Tournament First Round (Home Sites)
 % WAC Tournament (Special Events Center - El Paso, Texas)
 & WAC Tournament (The Pit - Albuquerque, N.M.)
 ~ Mountain West Tournament (Pepsi Center - Denver, Colo.)
 ~ Mountain West Tournament (Thomas & Mack Center - Las Vegas, Nev.)

CSU	Opp
Most Points Win:	109 81
Most Points Loss:	75 86
Fewest Points Win:	48 46
Fewest Points Loss:	43 40
Margin of Victory:	34 17
Winning Streak:	13 8
	(1995-00) (2005-08)

ALABAMA - 0-1

Neutral: 0-1

Date	Loc.	W/L	Score	Att.
\$ 3/16/1990	Neutral	L	54-71	12200

\$ NCAA West Regional First Round (Long Beach, Calif.)

ALABAMA STATE - 1-0

Neutral: 1-0

Date	Loc.	W/L	Score	Att.
% 12/29/2006	Neutral	W	61-56	3349

% Dr. Pepper Classic (Chattanooga, Tenn.)

ALABAMA-HUNTSVILLE - 1-0

Home: 1-0

Date	Loc.	W/L	Score	Att.
1/2/2001	Home	W	80-47	2017

ALCORN STATE - 1-0

Home: 1-0

Date	Loc.	W/L	Score	Att.
11/27/2016	Home	W	80-58	2023

AMERICAN - 1-0

Neutral: 1-0

Date	Loc.	W/L	Score	Att.
% 12/29/2006	Neutral	W	61-56	3349

% Dr. Pepper Classic (Chattanooga, Tenn.)

APPALACHIAN STATE - 1-0

Neutral: 1-0

Date	Loc.	W/L	Score	Att.
# 12/22/2010	Neutral	W	82-79	814

Cannon Governor's Cup (Cancun, Mexico)

ARIZONA - 11-14

Conference: 7-11

Home: 9-3 / Away: 2-11

Date	Loc.	W/L	Score	Att.
12/17/1954	Away	W	67-62	
12/18/1954	Away	L	59-81	
12/19/1956	Away	L	63-73	
1/2/1960	Home	W	103-64	
12/14/1962	Home	W	75-65	
12/7/1963	Home	W	57-45	
1/10/1964	Away	L	55-57	
* 1/29/1970	Away	L	69-75	
* 2/28/1970	Home	W	94-80	
* 1/7/1971	Home	W	90-65	9152
* 2/13/1971	Away	W	74-71	2000
* 1/14/1972	Away	L	74-78	
* 2/19/1972	Home	W	87-67	
* 2/3/1973	Away	L	87-94	
* 3/2/1973	Home	W	79-72	
* 1/5/1974	Home	W	85-67	7938
* 2/8/1974	Away	L	67-76	13658
* 1/25/1975	Home	L	82-85	7873
* 2/28/1975	Away	L	97-107	10228
* 1/30/1976	Away	L	76-94	11455
* 2/28/1976	Home	L	72-78	5995
* 1/29/1977	Home	L	72-77	7157
* 2/24/1977	Away	L	86-91	11175
* 1/27/1978	Away	L	63-75	11588
* 2/25/1978	Home	W	95-88	5798

* Western Athletic Conference game

CSU	Opp
Most Points Win:	103 107
Most Points Loss:	97 88
Fewest Points Win:	57 57
Fewest Points Loss:	55 45
Margin of Victory:	39 22
Winning Streak:	3 8
	(1970-71) (1974-78)

ARIZONA STATE - 7-15

Conference: 6-12

Home: 7-3 / Away: 0-12

Date	Loc.	W/L	Score	Att.
12/18/1956	Away	L	66-97	
1/11/1964	Away	L	62-76	
12/11/1965	Home	W	84-63	
* 1/31/1970	Away	L	72-74	
* 2/26/1970	Home	W	79-72	
* 1/9/1971	Home	L	77-80	9723
* 2/12/1971	Away	L	85-103	4500
* 1/15/1972	Away	L	71-99	
* 2/18/1972	Home	L	80-88	
* 2/1/1973	Away	L	50-77	
*				

Date	Loc.	W/L	Score	Att.
* 2/27/1976	Home	W	96-76	4286
* 1/28/1977	Home	W	79-69	5269
* 2/26/1977	Away	L	68-86	5242
* 1/28/1978	Away	L	67-89	6597
* 2/24/1978	Home	W	100-91	4675
12/1/1999	Away	L	57-72	5723

	CSU	Opp
Most Points Win:	100	104
Most Points Loss:	87	91
Fewest Points Win:	74	72
Fewest Points Loss:	50	63
Margin of Victory:	21	31
Winning Streak:	2	6
	(1976-77)	(1971-73)

ARKANSAS - 0-2

Home: 0-1 / Away: 0-1

Date	Loc.	W/L	Score	Att.
12/5/2017	Away	L	66-92	13634
12/5/2018	Home	L	74-98	3238

ARKANSAS STATE - 3-1

Home: 2-1 / Away: 1-0

Date	Loc.	W/L	Score	Att.
3/25/1988	Home	W	64-49	10409
12/22/1994	Away	W	86-64	4218
11/28/1995	Home	W	91-67	4723
11/20/2019	Home	L	78-80	2306

! NIT Quarterfinals

ARKANSAS TECH - 1-0

Home: 1-0

Date	Loc.	W/L	Score	Att.
12/30/2005	Home	W	83-56	3117

ARKANSAS FORT SMITH - 4-0

Home: 4-0

Date	Loc.	W/L	Score	Att.
12/13/2014	Home	W	88-60	3126
12/9/2015	Home	W	97-72	2523
12/6/2016	Home	W	93-69	3031
12/19/2017	Home	W	87-73	2370

ARKANSAS LITTLE ROCK - 0-2

Home: 0-1 / Away: 0-1

Date	Loc.	W/L	Score	Att.
12/8/2001	Home	L	79-88	2837
11/30/2002	Away	L	75-84	2866

ARKANSAS PINE BLUFF - 3-0

Home: 3-0

Date	Loc.	W/L	Score	Att.
11/28/2007	Home	W	73-48	2508
11/13/2010	Home	W	82-51	2833
11/10/18	Home	W	92-67	2208

ARMY - 1-0

Neutral: 1-0

Date	Loc.	W/L	Score	Att.
# 12/29/1987	Neutral	W	61-36	12000

Volunteer Classic (Knoxville, Tenn.)

ARVADA ATHLETICS - 1-0

Away: 1-0

Date	Loc.	W/L	Score	Att.
1/26/1907	Away	W	50-37	

AUBURN - 2-2

Home: 1-0 / Away: 0-2 / Neutral: 1-0

Date	Loc.	W/L	Score	Att.
# 12/28/1948	Neutral	W	54-51	
12/1/2003	Away	L	54-84	4774
11/30/2004	Away	L-ot	76-79	4487
11/28/2005	Home	W	77-67	4377

% All-College Tournament (Oklahoma City, Okla.)

AUSTIN PEAY - 0-1

Neutral: 0-1

Date	Loc.	W/L	Score	Att.
12/20/2000	Home	L	72-74	3209

BYU - 46-90

Conference: 43-87

Home: 33-32 / Away: 10-55 / Neutral: 3-3

Date	Loc.	W/L	Score	Att.
* 1/28/1938	Away	L	46-50	
* 2/12/1938	Home	W	45-39	
* 2/10/1939	Home	W	44-43	
* 2/25/1939	Away	L	52-91	
* 1/19/1940	Home	W	40-32	
* 2/3/1940	Away	L	42-62	
* 2/14/1941	Home	L	36-40	
* 3/1/1941	Away	L	33-60	
* 1/24/1942	Away	L	27-52	
* 2/27/1942	Home	L	41-54	
* 1/26/1946	Away	L	41-42	
* 3/2/1946	Home	W	47-40	
* 1/31/1947	Away	L	47-69	
* 2/14/1947	Home	W	51-48	
* 1/24/1948	Home	L	51-64	
* 2/18/1948	Away	L	48-79	
* 2/4/1949	Home	L	54-66	
* 2/5/1949	Home	W	62-54	
* 2/25/1949	Away	L	49-79	
* 2/26/1949	Away	L	52-72	
* 2/3/1950	Away	L	42-46	
* 2/4/1950	Away	L	45-58	
* 2/11/1950	Home	W	40-30	
* 2/13/1950	Home	W	55-46	
# 12/30/1950	Neutral	L	52-77	
* 2/8/1951	Away (#14)	L	42-70	
* 2/9/1951	Away (#14)	L	40-65	
* 2/23/1951	Home (#12)	L	45-50	
* 2/24/1951	Home (#12)	L	51-60	
* 1/19/1952	Away	L	43-68	
* 2/29/1952	Home	L	65-75	
* 1/24/1953	Away	L	47-75	
* 2/28/1953	Home	W	63-57	
* 2/13/1954	Home	W	77-76	
* 2/27/1954	Away	W	71-69	
* 1/21/1955	Home	L	68-74	
* 2/25/1955	Away	L	65-94	
* 1/13/1956	Away	L	49-61	
* 2/17/1956	Home	W	70-59	
* 1/11/1957	Home	L	61-66	
* 2/15/1957	Away	L	66-81	
* 1/17/1958	Away	L	80-90	
* 2/22/1958	Home	W	74-49	
* 1/16/1959	Home	W	72-62	
* 2/21/1959	Away	L	63-88	
* 1/15/1960	Away	W	53-51	
* 2/20/1960	Home	W	65-53	
* 1/13/1961	Home	W	73-49	
* 2/18/1961	Away	W	65-58	
* 1/13/1962	Away	W	75-69	
* 2/16/1962	Home	W	73-65	
* 2/5/1970	Home	W	94-71	
* 2/21/1970	Away	L	84-96	
* 1/15/1971	Away	L	73-75	10868
* 2/20/1971	Home	L-ot	92-98	9156
* 1/27/1972	Home (#7)	L	68-75	
* 2/26/1972	Away (#7)	L	85-105	
* 1/5/1973	Away (#15)	W-ot	93-86	
* 2/10/1973	Home	L	74-78	
* 1/31/1974	Home	W	69-52	7120
* 3/2/1974	Away	L	69-70	15152
* 2/7/1975	Away	L	75-88	10749
* 3/8/1975	Home	W	92-81	4987
* 2/7/1976	Home	W	93-84	4852
* 3/5/1976	Away	W	85-81	15261
* 1/14/1977	Away	W	49-41	15275
* 2/12/1977	Home	W	78-67	5345
* 1/14/1978	Home	W	76-66	5357
* 2/10/1978	Away	L	81-98	17331
* 1/25/1979	Home	L	83-98	7470
* 2/24/1979	Away	L	61-66	22953

* 1/19/1980	Away (#18)	L	82-104	
* 2/21/1980	Home (#14)	L	86-111	
* 1/23/1981	Away (#18)	L	46-66	22697
* 2/28/1981	Home (#18)	L	69-80	5107
* 1/7/1982	Home	W	50-40	6143
* 2/6/1982	Away	L	54-60	22184
* 1/20/1983	Home	L	63-77	8012
* 2/17/1983	Away	L	58-69	20232
* 1/30/1984	Away	L	57-73	20772
* 2/23/1984	Home	W	70-65	7589
* 1/19/1985	Home	L	64-65	7704
* 2/14/1985	Away	L	69-77	11515
* 1/17/1986	Home	L	63-68	5862
* 2/27/1986	Away	L	76-86	16140
* 1/21/1987	Away	L-ot	67-75	20553
* 1/31/1997	Home	L	49-51	6087
* 2/13/1988	Away (#8)	L	80-86	22064
* 2/23/1988	Home (#11)	L	67-75	7816
* 1/21/1989	Home	L	69-84	9882
* 3/4/1989	Away	W	89-72	21484
* 1/27/1990	Away	L	52-67	22682
* 3/1/1990	Home	W	59-57	9990
* 1/17/1991	Home	L	55-72	8236
* 1/31/1991	Away	L	52-69	19175
^ 3/7/1991	Neutral	L	56-69	7321
* 1/11/1992	Away	L	51-72	18478
* 2/25/1992	Home	L-ot	74-79	8571
* 1/28/1993	Home	L	63-70	7378
* 2/4/1993	Away	L	57-81	19762
* 1/29/1994	Away	L	66-79	20041
* 2/5/1994	Home	L-ot	70-72	8777
* 1/19/1995	Home	W	80-72	6513
* 2/9/1995	Away	L	68-76	18387
% 3/9/1995	Neutral	W	75-73	6816
* 1/20/1996	Away	W	78-76	18319
* 2/8/1996	Home	W	81-76	7003
% 3/7/1996	Neutral	W	100-84	5609
* 1/17/1998	Away	W	55-44	9602
* 2/12/1998	Home	W	83-74	5558
* 1/22/2000	Away	L	47-68	13182
* 2/24/2000	Home	W	68-54	4863
* 1/20/2001	Home	W	60-55	6254
* 2/17/2001	Away	L	51-68	17630
* 2/4/2002	Away	L	52-57	8325
* 3/2/2002	Home	W-ot	79-75	2587
* 2/10/2003	Home	L	68-77	5744
* 3/8/2003	Away	L	55-67	22702
& 3/14/2003	Neutral	W-ot	86-80	15635
* 1/17/2003	Away	L	53-82	17661
* 2/16/2004	Home	L	73-79	4526
* 1/15/2005	Home	W	74-67	3287
* 2/14/2005	Away	L	49-50	8481
* 1/28/2006	Home	L	84-86	4043
* 3/1/2006	Away	L	69-77	11535
* 1/20/2007	Home	W	90-78	5760
* 2/21/2007	Away	L	67-76	18767
* 1/12/2008	Away	L	73-92	13135
* 2/13/2008	Home	L	65-79	2728
& 3/13/2008	Neutral	L	62-89	N/A
* 1/10/2009	Home	L	60-86	2958
* 2/11/2009	Away	L	60-94	11772
* 1/16/2010	Away	L	47-91	20155
* 2/17/2010	Home	L	70-92	3738
* 1/22/2011	Home	L	85-94	8745
* 2/23/2011	Away	L	76-84	22700

Denver Tournament (Denver, Colo.)
 ^ WAC Tournament (Arena-Auditorium - Laramie, Wyo.)
 % WAC Tournament (The Pit - Albuquerque, N.M.)
 & Mountain West Tournament (Thomas & Mack Center - Las Vegas, Nev.)

	CSU	Opp
Most Points Win:	100	111
Most Points Loss:	92	86

BYU-HAWAII - 1-0

Home: 1-0

Date	Loc.	W/L	Score	Att.
11/22/2003	Home	W	84-53	3510

BALL STATE - 1-0

Home: 1-0

Date	Loc.	W/L	Score	Att.
12/29/1973	Home	W	94-67	5739

BAYLOR - 3-4

Home: 2-0 / Away: 1-3 / Neutral: 0-1

Date	Loc.	W/L	Score	Att.
12/18/1952	Away	L	55-58	
12/8/1986	Home	W	69-64	1837
12/3/1987	Away	L	44-53	2015
12/20/1988	Away	W	62-53	2085
12/20/1989	Home	W	74-55	7119
1/2/2002	Away	L	53-68	5727
# 11/14/2006	Neutral	L-2ot	82-87	6841

NIT Season Tip-Off (Spokane, Wash.)

BETHUNE-COOKMAN - 1-0

Home: 1-0

Date	Loc.	W/L	Score	Att.
# 11/27/2013	Home	W	66-52	2945

Colorado State Challenge (Moby Arena - Fort Collins, Colo.)

BOISE STATE - 11-14

Conference: 5-11

Home: 8-4 / Away: 2-9 / Neutral: 1-1

Date	Loc.	W/L	Score	Att.
12/28/1974	Home	W	96-65	3720
12/23/1976	Away	L	52-60	2911
12/1/1977	Home	W	90-79	3673
# 11/20/1991	Away	W	80-67	8103
% 12/3/1994	Home	W	89-75	5201
11/20/2006	Home	W	67-50	3080
12/6/2008	Away	L	76-85	3810
* 1/17/2012	Home	W	66-55	4753
* 2/15/2012	Away	L	69-70	3312
* 1/30/2013	Home	W	77-57	6059
* 3/2/2013	Away	L	65-78	11238
* 2/18/2014	Home	L	72-84	3659
* 12/31/2014	Home	W	71-65	5115
* 1/27/2015	Away	L	78-82	5682
* 1/2/2016	Away	L	80-84	6749
* 2/10/2016	Home	W-2ot	97-93	3067
^ 3/10/2016	Neutral	W	88-81	6325
* 12/31/2016	Away	L	73-74	5413
* 1/31/2017	Home	L	76-79	3926
* 12/27/2017	Away	L	71-93	7538
* 2/21/2018	Home	L	54-87	2850
* 1/29/2019	Home	L	68-70	2669
* 2/27/2019	Away	W	76-62	5152
^ 3/13/2019	Neutral	L	57-66	N/A
* 12/7/2019	Away	L	64-75	3577

Preseason NIT (Home Sites)

% Bank One-Foothills Dodge Classic (Moby Arena - Fort Collins, Colo.)

^ MW Tournament (Thomas & Mack Center - Las Vegas, Nev.)

	CSU	Opp
Most Points Win	97	85
Most Points Loss	80	93
Fewest Points Win	66	60
Fewest Points Loss	52	50
Margin of Victory	31	13
Winning Streak	4	5
	(1977-06)	(2017-19)

BOSTON COLLEGE - 1-1

Neutral: 1-1

Date	Loc.	W/L	Score	Att.
% 12/27/1965	Neutral	L	64-86	
lp 3/30/1988	Neutral	W	58-57	11000

% Holiday Festival (Madison Square Garden - New York, N.Y.)

! NIT Third Place Game (Madison Square Garden - New York, N.Y.)

BOULDER PREPS - 1-0

Home: 1-0

Date	Loc.	W/L	Score	Att.
3/22/1902	Home	W	9-4	

BUCKLEY FIELD - 0-2

Home: 0-1 / Away: 0-1

Date	Loc.	W/L	Score	Att.
12/8/1944	Away	L	21-55	
12/9/1944	Home	L	22-73	

BUCKNELL - 1-0

Home: 1-0

Date	Loc.	W/L	Score	Att.
11/30/1996	Home	W	83-70	4316

BUFFALO - 0-1

Neutral: 0-1

Date	Loc.	W/L	Score	Att.
# 12/30/2008	Neutral	L	53-67	5664

Outrigger Hotels Rainbow Classic (Honolulu, Hawai'i)

CSU-PUEBLO - 6-0

Home: 6-0

Date	Loc.	W/L	Score	Att.
11/28/1981	Home	W	73-62	4891
11/24/1984	Home	W	86-70	5216
2/4/1986	Home	W	66-55	2973
11/29/1986	Home	W	64-59	2891
12/8/1987	Home	W	79-59	2713
11/10/2006	Home	W	76-67	3696

CAL POLY - 1-0

Home: 1-0

Date	Loc.	W/L	Score	Att.
12/2/1972	Home	W-ot	87-79	

CAL STATE BAKERSFIELD - 1-1

Home: 1-1

Date	Loc.	W/L	Score	Att.
# 12/19/2012	Home	W	78-58	2896
! 3/20/2017	Home	L	63-81	4203

Continental Tires Las Vegas Classic (Home Sites)

! National Invitation Tournament (Home sites)

CAL STATE FULLERTON - 5-2

Home: 5-0 / Away: 0-1 / Neutral: 0-1

Date	Loc.	W/L	Score	Att.
12/3/1970	Home	W	98-74	7251
12/3/1971	Home	W	96-67	
12/1/1972	Home	W	79-62	
# 12/28/1984	Neutral	L-ot	64-66	6320
12/18/1989	Home	W	84-55	7004
12/29/1990	Away	L	60-62	3729
12/23/1993	Home	W	87-70	4793

Nevada-Reno Wolfpack Classic (Reno, Nev.)

CAL STATE HAYWARD - 1-0

Home: 1-0

Date	Loc.	W/L	Score	Att.
12/2/1975	Home	W	99-81	3811

CAL STATE LOS ANGELES - 0-1

Home: 0-1

Date	Loc.	W/L	Score	Att.
1/2/1971	Home	L	75-77	4638

CAL STATE NORTHRIDGE - 4-0

Home: 4-0

Date	Loc.	W/L	Score	Att.
12/3/1974	Home	W	93-67	3995
12/28/1979	Home	W	90-68	
11/23/1985	Home	W	47-46	3527
11/24/1990	Home	W	104-79	6472

CALIFORNIA - 0-1

Away: 0-1

Date	Loc.	W/L	Score	Att.
! 3/18/1999	Away	L	62-71	8392

! National Invitation Tournament (Home Sites)

CENTRAL CONNECTICUT STATE - 1-0

Away: 1-0

Date	Loc.	W/L	Score	Att.
# 12/1/2000	Away	W	86-76	7341

Phoenix Classic (Hartford, Conn.)

CHADRON STATE - 1-0

Home: 1-0

Date	Loc.	W/L	Score	Att.
11/15/2012	Home	W	93-50	3066

CHAPMAN - 3-0

Home: 2-0 / Neutral: 1-0

Date	Loc.	W/L	Score	Att.
# 12/29/1961	Neutral	W	62-49	
12/12/1964	Home	W	101-66	
12/6/1974	Home	W	81-65	2930

Aztec-Kiwanis Tournament (San Diego, Calif.)

CHARLESTON - 1-0

Home: 1-0

Date	Loc.	W/L	Score	Att.
! 3/14/2017	Home	W	81-74	2836

! National Invitation Tournament (Home sites)

CHARLESTON SOUTHERN - 1-0

Home: 1-0

Date	Loc.	W/L	Score	Att.
12/22/2014	Home	W	75-54	3392

CHATTANOOGA - 1-1

Away: 1-1

Date	Loc.	W/L	Score	Att.
# 12/27/1985	Away	L	55-58	7165
% 12/30/2006	Away	W	76-65	3417

Krystal Classic (Chattanooga, Tenn.)

% Dr. Pepper Classic (Chattanooga, Tenn.)

CHICAGO STATE - 1-0

Home: 1-0

Date	Loc.	W/L	Score	Att.
12/21/1996	Home	W	89-66	4271

CLEVELAND STATE - 4-0

Home: 2-0 / Away: 1-0 / Neutral: 1-0

Date	Loc.	W/L	Score	Att.
# 11/30/1990	Neutral	W	91-88	1500
12/30/1996	Away	W	71-67	4257
12/13/1997	Home	W	69-62	4107
# 11/19/2002	Home	W	77-63	2565

Gator Bowl Classic (Jacksonville, Fla.)

% CSU Tournament (Moby Arena - Fort Collins, Colo.)

CU-COLORADO SPRINGS - 2-0

Home: 2-0

Date	Loc.	W/L	Score	Att.
12/28/2005	Home	W	106-80	3087
11/8/2013	Home	W	99-70	4262

COLORADO - 38-91

Conference: 14-54

Home: 28-37 / Away: 9-54 / Neutral: 1-0

Date	Loc.	W/L	Score	Att.
3/23/1906	Home	L	23-42	
1/11/1907	Away	L	15-34	
2/1/1907	Home	W	31-21	
1/10/1908	Home	W	29-21	
2/7/1908	Away	L	27-43	
* 2/4/1911	Away	L	20-35	
* 2/10/1911	Home	L	21-37	
* 2/2/1912	Home	L	21-23	
* 2/12/1912	Away	L	26-32	
* 2/8/1913	Home	L	32-42	
* 2/22/1913	Away	L	17-22	
* 2/14/1914	Home	W	43-34	
* 2/28/1914	Away	L	23-26	
* 1/23/1915	Away	L	26-30	
* 2/10/1915	Home	W	39-12	
* 2/8/1916	Home	L	23-27	
* 3/11/1916	Away	L	20-27	
* 2/2/1917	Away	L	24-33	
* 2/13/1917	Home	L	21-35	
* 2/2/1918	Away	L	21-34	
* 2/16/1918	Home	L	21-27	
* 2/21/1919	Home	L	21-41	
* 3/21/1919	Away	L	32-48	
* 1/24/1920	Home	L	21-28	
* 2/28/1920	Away	L	18-36	
* 1/28/1921	Home	L	21-37	
* 2/26/1921	Away	L	22-40	
* 1/27/1922	Away	L	20-24	
* 2/24/1922	Home	L	8-22	
* 1/25/1924	Away	W	22-14	
* 2/22/1924	Home	W	30-28	
* 2/4/1925	Home	L	19-30	
* 3/3/1925	Away	L	16-19	
* 2/3/1926	Away	L	20-56	
* 3/3/1926	Home	L	18-25	
* 1/28/1927	Home	W	32-31	
* 2/11/1927	Away	L	16-22	
* 1/28/1928	Away	L	27-28	
* 2/28/1928	Home	L	37-45	
* 2/15/1929	Home	L	21-31	
* 2/16/1929	Away	L	32-37	
* 2/14/1930	Away	L	28-29	
* 2/15/1930	Home	W	36-23	
* 1/30/1931	Home	L	22-35	
* 1/31/1931	Away	L	23-26	
* 1/30/1932	Away	L	20-26	
* 2/1/1932	Home	L	20-21	
* 2/10/1933	Away	L	20-25	
* 2/13/1933	Home	W	33-25	
* 2/9/1934	Away	L	19-22	
* 2/13/1934	Home	W	21-16	
* 2/8/1935	Home	W	27-19	
* 2/11/1935	Away	W	32-27	
* 2/7/1936	Away	L	21-31	
* 2/11/1936	Home	W	31-28	
* 2/6/1937	Away	L	22-50	
* 2/9/1937	Home	W	35-32	
* 1/22/1938	Home	L	32-49	
* 2/25/1938	Away	L	37-72	
* 1/7/1939	Home	L	21-42	
* 2/11/1939	Away	L	15-64	
* 1/20/1940	Away	L	41-47	
* 2/17/1940	Home	L	34-52	
* 1/10/1941	Home	W	41-39	
* 2/15/1941	Away	L	35-37	
* 1/17/1942	Home	L	28-79	
* 2/7/1942	Away	L	27-63	
* 1/12/1945	Home	L	35-51	
* 2/6/1945	Away	L	34-67	
* 1/19/1946	Home	W	50-46	
* 2/9/1946	Away	L	35-49	
* 2/15/1947	Home	L	45-48	
* 2/25/1947	Away	L	37-60	
12/4/1947	Away	L	40-60	
12/8/1947	Home	L	40-60	
12/8/1950	Home	L	41-51	
12/9/1950	Away	W	48-42	

Date	Loc.	W/L	Score	Att.
12/7/1951	Away	W-3ot	65-58	
12/8/1951	Home	W	62-51	
2/2/1953	Home	L	50-62	
12/7/1953	Away	W	54-42	
12/11/1954	Away	L	47-66	
12/22/1955	Home	W	60-58	
12/8/1956	Home	L	53-65	
12/10/1956	Away	L	49-70	
12/2/1957	Away	W	64-55	
12/4/1959	Home	L	55-66	
\$ 3/13/1969	Neutral	W	64-56	5500
12/21/1979	Away	L	82-96	
12/20/1980	Home	L	69-91	7183
12/19/1981	Away	L-ot	53-54	7052
12/8/1982	Home	L	55-57	8977
12/7/1983	Away	L	58-69	7938
12/5/1984	Home	W	70-64	9548
12/11/1985	Away	L	65-78	5457
12/11/1986	Home	W-ot	67-64	5781
1/11/1988	Away	L	44-60	5685
11/30/1988	Home	W	73-72	9604
12/28/1991	Home	L	57-75	7913
1/15/1992	Away	L	59-76	7395
12/1/1992	Away	L	63-72	5121
12/6/1993	Home	W	97-85	8653
11/29/1994	Away	L	57-78	4296
12/6/1995	Home	W	91-71	9001
12/12/1996	Away	L	69-76	5219
12/2/1997	Home	W	91-68	6432
11/17/1998	Away	L	67-75	4662
! 3/16/1999	Home	W	86-76	8745
12/8/1999	Home	W	79-57	6289
12/23/2000	Away	L	86-109	6879
12/5/2001	Home	L	70-75	5571
1/7/2003	Away	L	72-93	8675
12/10/2003	Home	L	78-84	7791
12/18/2004	Away	L	83-89	6031
11/21/2005	Home	W	83-82	5868
12/9/2006	Away	W	72-69	4309
12/22/2007	Home	L	70-73	5377
12/10/2008	Away	L	56-75	5963
12/10/2009	Home	W	77-62	5293
12/8/2010	Away	L-ot	83-90	7219
11/30/2011	Home	W	65-64	6481
12/5/2012	Away	L	61-70	11708
12/3/2013	Home	L	62-67	8268
12/10/2014	Away	W	62-60	10966
12/6/2015	Home	L	77-88	8750
1/30/2016	Away	W	72-58	8715
12/2/2017	Home	W	72-63	5217
12/1/2018	Away	L	80-86	7887
12/13/2019	Home	L	48-56	6629

\$ NCAA Midwest Regional Semifinals (Manhattan, Kan.)
! National Invitation Tournament (Home Sites)

	CSU	Opp
Most Points Win:	97	109
Most Points Loss:	86	85
Fewest Points Win:	21	19
Fewest Points Loss:	8	12
Margin of Victory:	23	51
Winning Streak:	3	14
	(1935-51)	(1916-22)

COLORADO CHRISTIAN - 1-0

Home: 1-0

Date	Loc.	W/L	Score	Att.
@ 11/7/2018	Home	W	100-66	2220

@ Gulf Coast Showcase (one home site game, three games Fort Myers, Florida)

COLORADO COLLEGE - 22-33

Conference: 11-29

Home: 18-14 / Away: 4-19

Date	Loc.	W/L	Score	Att.
* 2/13/1915	Home	W	43-26	
* 2/20/1915	Away	W	21-19	
* 2/12/1916	Away	L	17-25	
* 3/6/1916	Home	L	19-36	
* 1/27/1917	Home	L	14-37	
* 3/9/1917	Away	W	24-36	
2/9/1918	Away	L	16-40	
* 2/8/1919	Away	L	15-22	
* 3/15/1919	Home	L	17-34	
* 2/21/1920	Home	W	25-20	
* 3/27/1920	Away	L	4-36	
* 1/29/1921	Away	L	11-31	
* 2/25/1921	Home	L	22-28	
* 1/28/1922	Away	L	11-31	
* 2/4/1922	Home	L	24-31	
* 2/26/1924	Away	L	10-49	
* 2/2/1924	Home	L	17-40	
* 2/7/1925	Away	L	14-34	
* 3/10/1925	Home	L	9-40	
* 2/6/1926	Home	W	30-29	
* 2/13/1926	Away	L	14-37	
* 1/22/1927	Away	L	18-35	
* 2/15/1927	Home	L	23-49	
* 2/11/1928	Home	W	59-38	
* 2/17/1928	Away	W	35-33	
* 1/31/1930	Away	L	38-50	
* 2/21/1930	Home	L	22-32	
* 2/6/1931	Home	L	24-32	
* 2/7/1931	Home	L	24-35	
* 2/5/1932	Away	L	25-35	
* 2/6/1932	Away	L	33-39	
* 2/3/1933	Home	W	35-24	
* 2/4/1933	Home	W	29-28	
* 2/2/1934	Away	L	27-32	
* 2/3/1934	Away	L	22-27	
* 2/1/1935	Home	L	25-27	
* 2/2/1935	Home	W	22-14	
* 1/31/1936	Away	L	23-50	
* 2/2/1936	Away	L	32-40	
* 1/29/1937	Home	W	52-38	
* 1/30/1937	Home	W	51-35	
1/15/1943	Home	W	47-35	
1/16/1943	Home	W	45-27	
1/27/1945	Home	L	33-41	
2/17/1945	Away	W	55-53	
12/30/1948	Home	W	61-60	
12/31/1948	Home	W	56-32	
12/30/1949	Away	W	53-33	
12/31/1949	Away	L	44-47	
12/15/1950	Home	W	58-56	
12/16/1950	Home	L	82-85	
12/5/1952	Home	W	60-40	
12/6/1952	Home	W	76-49	
12/4/1953	Home	W	67-41	
12/5/1953	Home	W	66-28	

	CSU	Opp
Most Points Win:	76	85
Most Points Loss:	82	14
Fewest Points Win:	21	22
Fewest Points Loss:	4	14
Margin of Victory:	27	27
Winning Streak:	4	9
	(1952-53)	(1920-25)

COLORADO MESA - 2-0

Home: 2-0

Date	Loc.	W/L	Score	Att.
12/28/1978	Home	W	82-57	3250
12/17/1994	Home	W	71-50	4407

GENERAL

THE RAMS

2019-20 REVIEW

HISTORY

UNIVERSITY

OPPONENTS

COLORADO MINES - 46-18

Conference: 33-11

Home: 29-6 / Away: 16-12 / Neutral: 1-0

Date	Loc.	W/L	Score	Att.
2/3/1905	Home	W	15-9	
2/2/1906	Home	W	35-25	
2/23/1906	Away	L	27-33	
1/25/1907	Away	L	23-50	
2/2/1907	Home	W	38-26	
1/24/1908	Home	L	14-36	
2/12/1910	Away	L	29-45	
2/26/1910	Home	L	35-43	
* 2/9/1912	Home	L	14-26	
* 2/14/1913	Away	L	17-27	
* 3/8/1913	Home	W	39-21	
* 2/7/1914	Home	W	39-27	
* 2/21/1914	Away	L	25-27	
* 1/30/1915	Home	W	28-10	
* 2/19/1915	Away	W	39-36	
* 2/5/1916	Away	W	29-18	
* 2/26/1916	Home	W	26-6	
* 2/24/1917	Home	W	31-8	
* 3/8/1917	Away	W	37-18	
* 2/8/1918	Away	W	33-28	
* 2/22/1918	Home	W	26-23	
* 3/7/1919	Home	L	18-26	
* 3/8/1919	Away	L	25-43	
* 2/13/1920	Home	W	20-18	
2/5/1921	Home	L	22-24	
2/18/1921	Away	L	17-25	
* 2/17/1922	Away	L	18-31	
* 3/3/1922	Home	W	30-27	
* 2/15/1924	Home	W	21-18	
* 1/17/1925	Away	W	25-23	
* 2/18/1925	Home	W	24-21	
* 1/16/1926	Away	L	19-32	
* 3/5/1926	Home	W	36-35	
* 1/15/1927	Away	W	31-26	
* 2/12/1927	Home	W	34-25	
* 1/23/1928	Home	W	48-26	
* 2/18/1928	Away	L	22-27	
* 2/9/1929	Home	W	41-26	
* 2/11/1929	Away	W	24-18	
* 1/10/1930	Away	L	35-40	
* 2/25/1930	Home	W	43-20	
* 2/27/1931	Home	W	31-23	
* 2/28/1931	Away	W	33-22	
* 1/15/1932	Away	L	16-19	
* 1/16/1932	Home	W	36-22	
* 1/13/1933	Home	W	23-21	
* 1/14/1933	Away	W	39-22	
* 1/12/1934	Away	W	22-16	
* 1/13/1934	Home	W	22-20	
* 1/11/1935	Home	L	21-24	
* 1/12/1935	Away	W	25-19	
* 1/10/1936	Away	W	25-24	
* 1/11/1936	Home	W	27-21	
* 1/23/1937	Home	W	32-23	
* 2/16/1937	Home	W	53-33	
12/10/1937	Home	W	42-29	
12/11/1937	Away	W	39-27	
# 1/2/1942	Neutral	W	43-38	
1/29/1943	Away	W	47-30	
1/30/1943	Home	W	43-35	
1/21/1949	Home	W	69-39	
1/22/1949	Away	W	60-43	
11/30/1951	Home	W	72-40	
12/1/1951	Away	W	77-44	

CSU	Opp
77	50
Most Points Loss:	35
Fewest Points Win:	15
Fewest Points Loss:	14
Margin of Victory:	33
Winning Streak:	14
(1935-51)	(2008-13)

CORNELL - 1-0

Away: 1-0

Date	Loc.	W/L	Score	Att.
12/16/1964	Away	W	67-65	

CREIGHTON - 1-3

Home: 1-1 / Away: 0-2

Date	Loc.	W/L	Score	Att.
12/2/1991	Away	L	56-62	5071
12/7/1992	Home	W	77-59	5985
2/7/2000	Home	L	67-78	4872
12/6/2000	Away	L	51-74	5932

DAKOTA WESLEYAN - 0-1

Neutral: 0-1

Date	Loc.	W/L	Score	Att.
# 12/28/1946	Neutral	L	42-54	

Christmas Tournament (Kansas City, Mo.)

DAYTON - 1-0

Neutral: 1-0

Date	Loc.	W/L	Score	Att.
\$ 3/8/1969	Neutral	W	52-50	

\$ NCAA Midwest Regional First Round (Fort Worth, Texas)

DEPAUW - 2-0

Home: 2-0

Date	Loc.	W/L	Score	Att.
12/16/1966	Home	W	89-60	
1/4/1978	Home	W	90-60	3965

DENVER - 94-70

Conference: 46-58

Home: 57-29 / Away: 35-41 / Neutral: 2-0

Date	Loc.	W/L	Score	Att.
2/18/1904	Home	W	19-17	
2/17/1905	Home	L	14-24	
1/18/1907	Home	W	29-28	
2/9/1907	Away	L	24-26	
1/20/1911	Home	W	45-20	
* 2/17/1911	Away	L	29-30	
* 2/16/1912	Home	W	24-12	
* 3/8/1912	Away	L	27-29	
1/25/1913	Home	L	20-21	
* 2/28/1913	Away	W	30-21	
* 1/30/1914	Home	W	53-34	
* 3/7/1914	Away	L	24-25	
* 2/6/1915	Away	L	23-33	
* 2/26/1915	Home	L	19-20	
1/28/1916	Home	W	29-17	
* 3/3/1916	Away	L	18-30	
* 2/16/1917	Away	L	17-25	
* 3/1/1917	Home	W	41-20	
1/25/1918	Home	W	27-26	
* 3/9/1918	Away	L	18-19	
* 1/31/1919	Home	L	14-29	
* 2/28/1919	Away	L	17-23	
* 2/1/1920	Away	W	35-16	
* 3/7/1920	Home	W	21-12	
* 2/4/1921	Home	W	27-17	
* 2/19/1921	Away	W	24-15	
* 2/3/1922	Home	L	22-26	
* 2/18/1922	Away	W	22-14	
* 2/1/1924	Home	L	15-19	
* 2/16/1924	Away	W	18-16	
* 1/23/1925	Away	L	13-26	
* 1/31/1925	Home	L	26-36	
* 1/23/1926	Away	L	30-35	
1/30/1926	Home	L	21-47	
* 2/19/1927	Away	L	27-28	
* 2/23/1927	Home	L	21-26	
* 2/4/1928	Home	W	46-39	
* 3/3/1928	Away	L	30-40	
* 2/1/1929	Away	L	22-44	
* 3/2/1929	Home	L	41-43	
* 2/1/1930	Away	L	20-40	
* 2/22/1930	Home	W	28-25	
* 2/13/1931	Away	W	39-27	
* 2/14/1931	Home	W	31-28	
* 2/12/1932	Home	W	29-24	
* 2/13/1932	Away	W	46-15	
* 2/17/1933	Away	W	34-23	
* 2/18/1933	Home	W	27-21	
* 2/16/1934	Home	W	39-36	
* 2/17/1934	Away	L	27-47	
* 2/15/1935	Away	L	30-39	

Date	Loc.	W/L	Score	Att.
* 2/16/1935	Home	W	25-22	
* 2/14/1936	Home	L	22-51	
* 2/15/1936	Away	L	28-48	
* 2/12/1937	Away	L	34-52	
* 2/13/1937	Home	L	40-56	
* 2/5/1938	Home	L	33-42	
* 3/4/1938	Home	W	49-35	
* 1/27/1939	Away	L	40-46	
* 3/13/1939	Home	L	28-34	
* 1/5/1940	Away	L	49-51	
* 2/9/1940	Home	W	38-33	
* 1/31/1941	Away	W	41-38	
* 3/7/1941	Home	W	50-27	
* 1/9/1942	Home	W	31-30	
* 2/28/1942	Away	L	30-58	
* 2/2/1945	Away	L	41-46	
* 3/9/1945	Home	W	64-34	
* 1/11/1946	Home	W	45-40	
* 3/1/1946	Away	W	50-40	
* 1/17/1947	Home	L	39-47	
* 1/24/1947	Away	L	44-57	
* 1/5/1948	Away	L	53-59	
* 3/5/1948	Home	L	58-71	
* 2/14/1949	Home	L	56-59	
* 2/18/1949	Home	L	62-66	
* 2/19/1949	Away	L	54-83	
* 2/21/1949	Away	L	55-60	
* 1/13/1950	Home	L	53-55	
* 1/14/1950	Away	L	43-56	
* 1/27/1950	Away	L	56-65	
* 2/20/1950	Home	L	36-41	
* 2/5/1951	Home	L	53-63	
* 2/17/1951	Home	W	70-62	
* 2/19/1951	Away	L	56-59	
* 3/3/1951	Away	W	68-65	
* 2/8/1952	Home	L	52-61	
* 2/27/1952	Away	W	79-62	
* 1/29/1953	Home	L	59-66	
* 3/10/1953	Away	L	77-80	
* 1/14/1954	Away	W	62-51	
* 2/16/1954	Home	W	58-45	
* 1/15/1955	Home	W	65-57	
* 1/27/1955	Away	L	69-73	
* 1/7/1956	Home	L	57-73	
* 2/25/1956	Away	L	65-68	
* 1/18/1957	Away	W	70-62	
* 2/22/1957	Home	L	61-62	
* 1/10/1958	Home	W	62-56	
* 2/15/1958	Away	W	58-53	
* 1/9/1959	Away	L	67-88	
* 2/14/1959	Home	W	60-52	
* 1/8/1960	Home	W	88-70	
* 2/13/1960	Away	L	62-66	
* 1/7/1961	Home	W	72-59	
* 2/11/1961	Home	W	52-45	
* 1/6/1962	Home	W	70-52	
* 2/10/1962	Away	W	77-67	
1/5/1963	Away	W	76-65	3624
2/9/1963	Home	W	79-57	2900
1/4/1964	Away	W	74-55	
2/28/1964	Home	W	57-50	
# 12/5/1964	Away	W	79-65	
1/8/1965	Home	W	74-70	
2/13/1965	Away	L-ot	60-65	
# 12/3/1965	Away	W	64-61	4537
1/8/1966	Away	L	65-82	
2/5/1966	Home	W	67-65	
1/11/1967	Home	W	56-52	
2/18/1967	Away	L	67-74	
1/10/1968	Home	L	59-65	
1/30/1968	Away	W	71-70	
% 12/2/1968	Neutral	W-ot	71-66	
2/5/1969	Away	W	84-67	
2/15/1969	Home	W	79-62	
12/13/1969	Home	W	68-54	
1/24/1970	Away	W-3ot	82-80	
12/1/1970	Home	W	67-59	7386
12/22/1970	Away	W	63-58	2927
12/1/1971	Home	W	86-61	
1/18/1972	Away	W	47-45	

Date	Loc.	W/L	Score	Att.
11/29/1972	Away	W	83-67	
1/12/1973	Home	W	81-68	
12/1/1973	Home	L	64-71	8434
11/5/1974	Away	W	71-65	1217
12/7/1974	Away	W	65-61	1075
1/4/1975	Home	W	90-67	4080
12/6/1975	Home	W	92-81	6593
1/16/1976	Away	L	70-71	1672
11/27/1976	Away	W	77-68	1472
12/18/1976	Home	W	88-71	2275
1/6/1979	Home	L	64-68	6382
12/6/1979	Home	W	69-61	
12/4/1986	Home	W	69-55	1243
12/11/1987	Home	W	86-61	3302
12/28/1996	Home	W	79-57	4379
12/20/1998	Home	W	94-78	3117
12/18/1999	Away	W	85-51	1587
12/18/2000	Home	W	80-53	2120
12/15/2001	Away	W	74-61	1641
12/11/2002	Home	W	96-80	3124
12/13/2003	Away	L	67-84	2595
12/30/2004	Home	W	81-69	3377
# 11/26/2005	Neutral	W	64-58	5035
11/29/2006	Away	W	81-73	6017
12/5/2007	Home	W	44-40	2497
12/20/2008	Away	L	55-66	3692
12/5/2009	Home	W	64-59	2569
11/18/2010	Away	W	77-66	4851
1/11/2012	Home	W	79-75	2946
11/21/2012	Away	W	60-53	4883
12/11/2013	Home	L	70-80	3968
12/19/2014	Away	W	85-84	4111
11/5/2019	Home	W	74-63	2322

Mile High Classic (Denver, Colo.)
 % Pan American Center Dedication Tour. (Las Cruces, N.M.)
 ^ Colorado Classic (Denver, Colo.)

	CSU	Opp
Most Points Win:	96	88
Most Points Loss:	77	84
Fewest Points Win:	18	19
Fewest Points Loss:	13	12
Margin of Victory:	34	29
Winning Streak:	12	13
	(1968-73)	(1947-51)

DENVER NUGGETS (AAU) - 1-1

Home: 1-1				
Date	Loc.	W/L	Score	Att.
12/6/1946	Home	L	40-50	
12/7/1946	Home	W	46-33	

DETROIT - 0-2

Away: 0-2				
Date	Loc.	W/L	Score	Att.
# 12/28/1960	Away	L	64-77	
12/22/1964	Away	L	73-75	

Motor City Tournament (Callihan Hall - Detroit, Mich.)

DOANE - 2-0

Home: 2-0				
Date	Loc.	W/L	Score	Att.
11/25/1983	Home	W	83-67	2422
12/28/2019	Home	W	87-62	3337

DOMINICAN - 1-0

Neutral: 1-0				
Date	Loc.	W/L	Score	Att.
# 12/30/2010	Neutral	W	94-50	211

Hilltop Challenge (San Francisco, Calif.)

DRAKE - 6-4

Home: 4-0 / Away: 2-3 / Neutral: 0-1

Date	Loc.	W/L	Score	Att.
12/22/1947	Away	L	44-65	
12/18/1951	Home	W	79-71	
12/17/1953	Away	W	68-64	
12/20/1958	Away	L	64-78	
\$ 3/15/1969	Neutral	L	77-84	
1/2/1992	Away	L	40-58	4536
12/10/1992	Home	W	96-86	5919
11/29/2003	Away	W	76-69	5669
12/4/2004	Home	W	72-62	2649
12/1/2010	Home	W	78-67	2215

NCAA Tournament Elite Eight (Manhattan, Kan.)

	CSU	Opp
Most Points Win:	96	84
Most Points Loss:	77	86
Fewest Points Win:	68	58
Fewest Points Loss:	40	62
Margin of Victory:	11	21
Winning Streak:	4	3
	(1992-10)	(1958-92)

DREXEL - 1-1

Home: 0-1 / Neutral: 1-0

Date	Loc.	W/L	Score	Att.
12/16/1978	Home	L	73-75	5976
# 12/29/1986	Neutral	W	87-81	8174

Tulsa Classic (Convention Center - Tulsa, Okla.)

DUKE - 0-3

Away: 0-2 / Neutral: 0-1

Date	Loc.	W/L	Score	Att.
\$ 3/20/2003	Neutral	L	57-67	14568
12/7/2011	Away	L	64-87	9314
11/8/2019	Away (#4)	L	55-89	9314

\$ NCAA Tournament (Salt Lake City, Utah)

DUQUESNE - 0-1

Away: 0-1

Date	Loc.	W/L	Score	Att.
12/17/1964	Away	L	56-75	

EAST CAROLINA - 1-1

Home: 1-0 / Away: 0-1

Date	Loc.	W/L	Score	Att.
12/22/1992	Home	W	78-66	3845
12/20/1995	Away	L-ot	72-80	3880

EASTERN ILLINOIS - 1-1

Home: 1-0 / Away: 0-1

Date	Loc.	W/L	Score	Att.
12/4/1985	Home	W	83-62	4103
2/25/1987	Away	L	46-52	1200

EASTERN KENTUCKY - 2-1

Home: 1-0 / Away: 0-1 / Neutral: 1-0

Date	Loc.	W/L	Score	Att.
# 12/1/1989	Neutral	W	75-66	6161
1/21/1991	Home	W	72-68	7411
12/14/1991	Away	L	66-80	3200

Key Centurion/Marshall Memorial Classic (Huntington, W.Va.)

EASTERN MICHIGAN - 1-0

Home: 1-0

Date	Loc.	W/L	Score	Att.
11/28/1998	Home	W-ot	78-73	3113

EASTERN WASHINGTON - 5-0

Home: 4-0 / Away 1-0

Date	Loc.	W/L	Score	Att.
12/18/1950	Away	W	62-61	
12/16/1977	Home	W	73-61	2233
12/15/1978	Home	W	81-65	7164
12/19/1983	Home	W	68-57	2279
# 12/6/1997	Home	W	74-65	3963

Jam Fest Tournament (Fort Collins, Colo.)

EMPORIA STATE (KAN.) - 0-2

Away: 0-1 / Neutral: 0-1

Date	Loc.	W/L	Score	Att.
# 12/30/1939	Neutral	L	51-57	
12/12/1941	Away	L	25-37	

Sunflower Tournament (Topeka, Kan.)

EVANSVILLE - 1-0

Home: 1-0

Date	Loc.	W/L	Score	Att.
12/1/2012	Home	W	79-72	3970

FAIRFIELD - 0-1

Home: 0-1

Date	Loc.	W/L	Score	Att.
! 3/15/2011	Home	L	60-62	3202

! National Invitation Tournament (Fort Collins, Colo.)

FLORIDA - 1-0

Home: 1-0

Date	Loc.	W/L	Score	Att.
\$ 3/17/1989	Neutral	W	68-46	8711

\$ NCAA Midwest Regional First Round (Dallas, Texas)

FLORIDA A&M - 1-0

Home: 1-0

Date	Loc.	W/L	Score	Att.
# 12/21/1999	Neutral	W	90-46	150

Pearl Harbor Classic (Honolulu, Hawaii)

FLORIDA ATLANTIC - 1-0

Home: 1-0

Date	Loc.	W/L	Score	Att.
# 11/18/2002	Home	W	81-56	2117

CSU Tournament (Fort Collins, Colo.)

FLORIDA GULF COAST - 1-0

Away: 1-0

Date	Loc.	W/L	Score	Att.
@ 11/20/2018	Away	W	82-74	1245

@ Gulf Coast Showcase (one home site game, three games Fort Myers, Florida)

FLORIDA STATE - 0-2

Neutral: 0-2

Date	Loc.	W/L	Score	Att.
# 12/30/1975	Neutral	L	54-84	12019
@ 11/19/2017	Neutral	L	73-90	N/A

Far West Classic (Portland, Ore.)
 @ Jamaica Classic (Montego Bay, Jamaica)

FORDHAM - 0-1

Neutral: 0-1

Date	Loc.	W/L	Score	Att.
# 12/29/1972	Neutral	L	69-85	

Rainbow Classic (Honolulu, Hawaii!)

FORT LEWIS - 4-0

Home: 4-0

Date	Loc.	W/L	Score	Att.
12/20/1991	Home	W	113-80	5007
12/28/1992	Home	W	119-79	4204
12/30/1993	Home	W	106-65	4543
11/16/2016	Home	W	84-75	2253

FORT LOGAN - 2-2

Home: 1-1 / Away: 1-1

Date	Loc.	W/L	Score	Att.
12/14/1944	Away	W	48-41	
12/15/1944	Home	L	35-42	
2/23/1945	Away	L	24-30	
2/24/1945	Home	W	43-41	

FORT WARREN - 7-3

Home: 4-1 / Away: 3-2

Date	Loc.	W/L	Score	Att.
2/19/1943	Away	L	29-48	
2/20/1943	Home	L	35-39	
1/19/1945	Away	L	27-65	
1/20/1945	Home	W	47-44	
1/4/1946	Home	W	47-45	
1/5/1946	Away	W	40-39	
12/12/1947	Home	W	82-29	
12/13/1947	Away	W	74-31	
11/26/1948	Home	W	65-30	
11/27/1948	Away	W	77-52	

FRESNO STATE - 20-18

Conference: 12-13

Home: 15-3 / Away: 3-13 / Neutral: 2-2

Date	Loc.	W/L	Score	Att.
12/29/1964	Home	W	84-66	
12/30/1964	Home	W	76-56	
12/13/1968	Home	W	69-64	
12/23/1972	Home	W	70-63	
12/13/1973	Away	L	55-57	4057
12/18/1975	Home	W-ot	73-70	3147
12/21/1976	Away	L	51-64	2128
* 1/4/1993	Away	L	55-62	8163
* 3/6/1993	Home	L	78-83	7221
* 1/3/1994	Home	L	73-79	5176
* 3/3/1994	Away	L	77-84	8299
* 1/28/1995	Away	L	52-71	8460
* 2/4/1995	Home	W	78-60	6807
* 1/25/1996	Home	W	91-83	7628
* 2/1/1996	Away	L	72-86	10006
* 1/23/1997	Home	W	80-79	7012
* 2/22/1997	Away	L	72-84	10182
% 3/2/1999	Neutral	L	59-80	5056
12/28/2009	Away	L	50-73	7425
12/4/2010	Home	W	87-74	3567
* 1/26/2013	Away	W	74-63	8103
* 2/27/2013	Home	W	74-67	5371
^ 3/13/2013	Neutral	W	67-61	9122
* 1/11/2014	Home	W	76-57	3345
* 2/15/2014	Away	L	66-75	6765
* 1/31/2015	Home	W	80-57	7043
* 2/18/2015	Away	W	81-73	5610
^ 3/12/2015	Neutral	W	71-59	8655
* 3/2/2016	Away	L	73-87	9948
^ 3/11/2016	Neutral	L	56-64	8036
* 1/17/2017	Away	L	57-78	6254
* 2/11/2017	Home	W	78-62	5233
* 1/6/2018	Home	L-ot	79-82	3541
* 2/17/2018	Away	L	65-86	6882
* 1/5/2019	Away	L	67-78	5481
* 1/26/2019	Home	W	74-65	2877
* 1/22/2020	Home	W	86-68	2931
* 2/4/2020	Away	W	80-70	5842

% WAC Tournament (Thomas & Mack Center - Las Vegas, Nev.)
 ^ MW Tournament (Thomas & Mack Center - Las Vegas, Nev.)

CSU Opp

Most Points Win:	91	87
Most Points Loss:	79	83
Fewest Points Win:	69	57
Fewest Points Loss:	50	56
Margin of Victory:	23	23
Winning Streak:	5	6
	(2010-14)	(1976-95)

GARDNER-WEBB - 2-1

Home: 2-0 / Away: 0-1

Date	Loc.	W/L	Score	Att.
11/29/2001	Away	L	54-56	4226
12/7/2002	Home	W	90-63	1773
12/6/2003	Home	W	89-59	3207

GEORGIA STATE - 1-0

Home: 1-0

Date	Loc.	W/L	Score	Att.
11/21/2014	Home	W	80-70	3056

GEORGIA TECH - 0-1

Home: 0-1

Date	Loc.	W/L	Score	Att.
# 11/22/1991	Away (#23)	L	67-84	8915

GLENWOOD SPRINGS - 2-0

Away: 2-0

Date	Loc.	W/L	Score	Att.
11/30/1945	Away	W	64-40	
12/1/1945	Away	W	61-38	

GONZAGA - 2-3

Home: 1-0 / Away: 0-2 / Neutral: 1-1

Date	Loc.	W/L	Score	Att.
12/20/1950	Away	L	57-71	
# 12/21/1950	Neutral	W	68-48	
% 12/29/1959	Neutral	L	55-57	
@ 12/7/1996	Home	W	72-61	5476
& 11/11/2013	Away (#15)	L	61-93	6000

Wallace, Idaho
 % Idaho State Invitational (Pocatello, Idaho)
 @ Bank One-Foothills Dodge Ram Classic (Fort Collins, Colo.)
 & ESPN 24-Hour Hoops Marathon

GREELEY ARROWS - 2-1

Home: 2-0 / Away: 0-1

Date	Loc.	W/L	Score	Att.
12/12/1907	Home	W	36-24	
1/13/1910	Home	W	41-37	
1/26/1911	Away	L	27-45	

HAMPTON - 0-1

Neutral: 0-1

Date	Loc.	W/L	Score	Att.
# 1/1/2011	Neutral	L	75-77	177

Hilltop Challenge (San Francisco, Calif.)

HASTINGS COLLEGE - 1-0

Home: 1-0

Date	Loc.	W/L	Score	Att.
12/17/1937	Home	W	37-32	

HAWAII'1 - 23-21

Conference: 18-18

Home: 15-4 / Away: 6-15 / Neutral: 2-2

Date	Loc.	W/L	Score	Att.
# 12/27/1972	Away	L	75-88	
* 1/5/1980	Away	L-ot	78-80	
* 1/31/1980	Home	W	72-64	
* 1/2/1981	Away	L	63-76	4691
* 2/7/1981	Home	L	64-69	3750
* 1/22/1982	Home	L	53-56	7318
* 3/6/1982	Away	L	58-78	3672
* 1/31/1983	Away	L	57-60	2926
* 2/24/1983	Home	W	68-45	3780
* 2/6/1984	Home	W	70-67	4439
* 3/2/1984	Away	L	63-69	4283
* 1/3/1985	Home	W	69-58	5239
* 2/9/1985	Away	L	59-66	2363
^ 3/4/1985	Home	W-ot	73-68	4997
* 1/2/1986	Away	W	72-61	2354
* 2/13/1986	Home	W	91-71	4001
* 2/7/1987	Away	L	58-73	1927
* 2/19/1987	Home	W	69-62	1732
* 2/27/1988	Home	W	79-67	4821
* 3/5/1988	Away	W	59-47	2597
* 1/7/1989	Away	W	62-55	3415
* 2/18/1989	Home	W	57-56	8887
@ 3/10/1989	Neutral	W	50-46	5477
* 1/13/1990	Home	W	66-64	8971
* 2/15/1990	Away	L	60-72	5330
* 2/16/1991	Away	L	46-54	5904
* 2/23/1991	Home	W	71-62	8211
* 2/13/1992	Home	W	69-59	7004
* 2/20/1992	Away	L	65-79	5166
* 1/7/1993	Home	W	82-66	4519
* 2/25/1993	Away	L	72-86	4396
* 1/10/1994	Away	L	66-70	5008
* 2/26/1994	Home	W	81-74	7135
@ 3/10/1994	Neutral	L	61-65	4496

Date	Loc.	W/L	Score	Att.
* 1/2/1995	Home	W	96-74	5313
* 3/2/1995	Away	L	62-78	7097
& 3/10/1995	Neutral	L	64-66	13202
* 1/4/1996	Away	W	74-69	6933
* 3/2/1996	Home	L	65-75	6721
* 1/16/1997	Away	L	65-85	6779
* 2/15/1997	Home	L	79-83	6156
~ 1/24/2001	Neutral	W	61-59	687
* 12/22/2005	Away	W	67-61	7007
* 12/27/2008	Away	W	74-58	6257

Rainbow Classic (Honolulu, Hawaii)
 ~ Big Island Invitational (Hilo, Hawaii)
 ^ WAC Tournament (Fort Collins, Colo.)
 @ WAC Tournament (Salt Lake City, Utah)
 & WAC Tournament (Albuquerque, N.M.)

	CSU	Opp
Most Points Win:	96	88
Most Points Loss:	79	74
Fewest Points Win:	50	54
Fewest Points Loss:	46	45
Margin of Victory:	23	20
Winning Streak:	7	5
	(1987-90)	(1981-83)

HOLY CROSS - 0-1

Neutral: 0-1

Date	Loc.	W/L	Score	Att.
! 3/17/1962	Neutral	L	71-72	

! National Invention Tournament 1st Rd (Madison Square Garden - New York, N.Y.)

HOUSTON - 1-1

Home: 1-0 / Neutral: 0-1

Date	Loc.	W/L	Score	Att.
\$p 3/7/1966	Neutral	L	76-82	
!p 3/22/1988	Home	W	71-61	9748

\$ NCAA West Region First Round (Wichita, Kan.)
 ! NIT Second Round (Fort Collins, Colo.)

IPFW - 2-0

Home: 2-0

Date	Loc.	W/L	Score	Att.
12/20/2001	Home	W	92-71	1938
# 11/16/2002	Home	W	80-62	1729

CSU Tournament (Fort Collins, Colo.)

IUPUI - 1-1

Home: 1-0 / Away: 0-1

Date	Loc.	W/L	Score	Att.
11/27/2004	Away	L	67-77	1219
12/3/2005	Home	W	77-65	3577

IDAHO - 5-7

Home: 2-1 / Away: 3-6

Date	Loc.	W/L	Score	Att.
12/19/1950	Away	L	44-60	
12/30/1955	Away	L	64-74	
12/31/1955	Away	W	63-58	
12/28/1956	Away	W	63-57	
12/29/1956	Away	L	76-88	
12/19/1957	Away	L	61-75	
12/20/1957	Away	L	49-70	
12/5/1958	Home	L	58-59	
12/6/1958	Home	W	74-67	
12/16/1959	Away	W	62-46	
12/17/1959	Away	L	62-66	
12/2/1966	Home	W	96-71	

	CSU	Opp
Most Points Win:	74	88
Most Points Loss:	76	67
Fewest Points Win:	62	59
Fewest Points Loss:	44	46
Margin of Victory:	16	21
Winning Streak:	2	4
	(1958-59)	(1956-58)

IDAHO SIMPLOTS (AAU) - 1-0

Neutral: 1-0

Date	Loc.	W/L	Score	Att.
# 3/17/1946	Neutral	W	60-45	

Denver, Colo.

IDAHO STATE - 13-7

Home: 8-1 / Away: 5-5 / Neutral: 0-1

Date	Loc.	W/L	Score	Att.
§ 3/13/1954	Neutral	L	57-62	
12/9/1955	Away	L	54-65	
12/10/1955	Away	L	58-59	
# 12/28/1959	Away	L	51-58	
12/2/1960	Home	W	71-63	
12/3/1960	Home	W	70-47	
2/29/1964	Home	W	101-74	
1/15/1965	Away	W	64-57	
12/23/1965	Home	W	95-72	
1/20/1967	Away	W	70-58	
12/8/1967	Home	L	89-100	
12/27/1978	Home	W	87-74	3913
1/8/1979	Away	L	77-78	
12/10/1980	Away	L	73-78	3156
2/20/1982	Home	W	68-62	4186
12/18/1982	Away	W	67-49	1737
12/10/1988	Home	W	71-50	7465
12/9/1989	Away	W	62-47	4381
12/30/1991	Home	W	81-77	5388
12/19/1992	Away	W	68-62	2833

§ NCAA West 2 Region-Third Place Game (Corvallis, Ore.)
Idaho State Invitational (Pocatello, Idaho)

	CSU	Opp
Most Points Win:	101	100
Most Points Loss:	89	77
Fewest Points Win:	62	58
Fewest Points Loss:	51	47
Margin of Victory:	27	11
Winning Streak:	6	4
	(1982-92)	(1954-59)

ILLINOIS-CHICAGO - 1-1

Home: 1-0 / Away: 0-1

Date	Loc.	W/L	Score	Att.
12/8/2012	Away	L	55-64	3380
12/23/2013	Home	W	74-61	3225

INDIANA - 0-2

Away: 0-1 / Neutral: 0-1

Date	Loc.	W/L	Score	Att.
# 12/14/1951	Neutral	L	48-80	
% 12/11/1981	Away (#10)	L	41-82	11823

Wyoming Tournament?? (Laramie, Wyo.)
% Indiana Classic (Bloomington, Ind.)

INDIANA STATE - 1-2

Home: 1-0 / Away: 0-2

Date	Loc.	W/L	Score	Att.
12/2/1979	Away	L	65-72	
12/30/1981	Home	W	65-59	5188
# 11/20/2009	Away	L	60-65	4308

Mountain West/Missouri Valley Challenge

IOWA - 2-2

Home: 1-0 / Away: 0-2 / Neutral: 1-0

Date	Loc.	W/L	Score	Att.
12/15/1953	Away	L	55-70	
# 12/26/1963	Neutral	W	61-56	
12/2/1978	Home	W	72-69	7981
12/3/1979	Away	L	66-113	

Far West Classic (Portland, Ore.)

IOWA STATE - 1-5

Home: 0-2 / Away: 1-2 / Neutral: 0-1

Date	Loc.	W/L	Score	Att.
12/19/1953	Away	W	65-57	
12/19/1955	Home	L	60-72	
12/19/1958	Away	L	55-79	
12/22/1983	Home	L-ot	58-59	2791
12/22/1984	Away	L	49-85	11712
# 12/23/2005	Neutral	L	80-87	6624

Rainbow Classic (Honolulu, Hawai'i)

JACKSONVILLE - 1-0

Away: 1-0

Date	Loc.	W/L	Score	Att.
# 12/1/1990	Away	W	59-56	2890

Gator Bowl Classic (Jacksonville, Fla.)

JACKSONVILLE STATE - 1-0

Home: 1-0

Date	Loc.	W/L	Score	Att.
# 12/29/2011	Neutral	W	79-56	6753

Don Haskins Sun Bowl Invitational (El Paso, Texas)

KANSAS - 0-1

Away: 0-1

Date	Loc.	W/L	Score	Att.
# 12/11/2010	Away	L	55-76	18756

Kansas City, Mo.

KANSAS STATE - 5-9

Home: 5-2 / Away: 0-7

Date	Loc.	W/L	Score	Att.
12/30/1937	Home	W	50-40	
12/16/1938	Away	L	32-44	
12/17/1938	Away	L	20-31	
12/15/1939	Home	L	36-42	
12/16/1939	Home	W	52-44	
12/10/1941	Away	L	27-30	
12/11/1941	Away	L	35-37	
12/20/1945	Home	W	52-43	
12/21/1945	Home	W	60-37	
12/21/1960	Away (#12)	L	56-63	
12/7/2005	Away	L	67-71	4702
12/2/2006	Home	W	84-83	3894
# 12/19/2015	Away	L	56-61	9367
% 12/17/2016	Home	L	70-89	7318

Wichita Coliseum (Wichita, Kan.)
% Pepsi Center (Denver, Colo.)

	CSU	Opp
Most Points Win:	84	89
Most Points Loss:	70	83
Fewest Points Win:	50	30
Fewest Points Loss:	20	37
Margin of Victory:	23	12
Winning Streak:	2	3
	(1945-45)	(1938-1939)

KENT STATE - 1-0

Home: 1-0

Date	Loc.	W/L	Score	Att.
12/22/1971	Home	W	83-70	

LAMAR - 2-0

Home: 2-0

Date	Loc.	W/L	Score	Att.
12/30/1978	Home	W	72-62	3522
12/28/2013	Home	W	86-71	3706

LEWIS AND CLARK - 1-0

Away: 1-0

Date	Loc.	W/L	Score	Att.
12/29/1951	Away	W	87-77	

LONG BEACH STATE - 3-3

Home: 2-1 / Away: 1-2

Date	Loc.	W/L	Score	Att.
12/28/1961	Away	W	85-82	
12/10/1965	Home	W	93-84	
12/3/2015	Home	L	77-83	3581
12/22/2016	Away	L	55-56	2247
12/23/2017	Home	W	68-66	2752
12/22/18	Away	L	61-64	1727

LOUISIANA-LAFAYETTE - 1-1

Home: 1-0 / Neutral: 0-1

Date	Loc.	W/L	Score	Att.
12/14/1968	Home	W	78-68	
@ 11/19/2018	Neutral	L	73-91	598

@ Gulf Coast Showcase (one home site game, three games Fort Myers, Florida)

LOUISIANA MONROE - 1-0

Home: 1-0

Date	Loc.	W/L	Score	Att.
# 12/1/1995	Home	W	78-60	5316

Bank One-Foothills Dodge Ram Classic (Fort Collins, Colo.)

LOUISVILLE - 0-1

Neutral: 0-1

Date	Loc.	W/L	Score	Att.
§ 3/23/2013	Neutral	L	56-82	20601

§ NCAA Tournament Third Round (Lexington, Ky.)

LOWRY FIELD - 2-4

Home: 2-2 / Away: 0-2

Date	Loc.	W/L	Score	Att.
12/7/1945	Home	L	49-51	
12/8/1945	Away	L	20-32	
11/29/1946	Home	W	58-45	
11/30/1946	Away	L	43-51	
11/28/1947	Home	W	70-50	
11/29/1947	Home	L	61-65	

LOYOLA CHICAGO - 2-1

Home: 1-0 / Away: 0-1 / Neutral: 1-0

Date	Loc.	W/L	Score	Att.
1/6/1968	Home	W	81-73	
2/22/1969	Away	L	64-75	
@ 11/26/2019	Neutral	W	61-60	1291

@ Cayman Islands Classic (George Town, Grand Cayman)

LOYOLA MARYMOUNT - 3-5

Home: 2-2 / Away: 1-3

Date	Loc.	W/L	Score	Att.
12/23/1966	Away	L	73-82	
12/15/1967	Away	L	69-93	
12/18/1968	Home	W	76-57	
12/20/1982	Away	L	61-63	
11/26/1983	Home	L	71-73	
11/19/2015	Home	W	83-75	
12/19/2016	Home	L	66-69	2476
11/16/2019	Away	W	74-64	989

MANHATTAN - 1-0

Home: 1-0

Date	Loc.	W/L	Score	Att.
% 11/22/2011	Home	W-ot	91-86	890

% NIT Season Tip-off Consolations (Fort Collins, Colo.)

MARSHALL - 2-1

Home: 1-0 / Away: 0-1 / Neutral: 1-0

Date	Loc.	W/L	Score	Att.
# 12/21/1940	Neutral	W	35-31	
% 12/2/1989	Away	L	58-65	7089
11/26/1990	Home	W	79-49	8123

Basketball Clinic Tournament (Denver, Colo.)
% Key Centurion/Marshall Memorial Classic (Huntington, W.Va.)

MARYLAND-EASTERN SHORE - 1-0

Home: 1-0

Date	Loc.	W/L	Score	Att.
11/23/2016	Home	W	76-65	3093

MASSACHUSETTS - 1-0

Neutral: 1-0

Date	Loc.	W/L	Score	Att.
# 12/30/1989	Neutral	W	77-51	9192

Mile High Classic (Denver, Colo.)

MAYVILLE STATE - 1-0

Home: 1-0

Date	Loc.	W/L	Score	Att.
11/24/2009	Home	W	79-42	1969

MCNEESE STATE - 2-0

Home: 1-0 / Away: 1-0

Date	Loc.	W/L	Score	Att.
12/30/1997	Away	W	71-55	500
11/4/1998	Home	W	78-60	2644

MCPHERSON (KAN.) - 1-0

Neutral: 1-0

Date	Loc.	W/L	Score	Att.
# 12/29/1939	Neutral	W	61-34	

Sunflower Tournament (Topeka, Kan.)

MERCER - 1-0

Home: 1-0

Date	Loc.	W/L	Score	Att.
# 11/23/2014	Home	W	75-62	2675

GCI Great Alaska Shootout (Home Sites portion)

METRO STATE - 2-0

Home: 2-0

Date	Loc.	W/L	Score	Att.
12/4/1991	Home	W	72-63	6308
12/8/1994	Home	W	88-84	5489

MICHIGAN - 1-2

Home: 1-1 / Away: 0-1

Date	Loc.	W/L	Score	Att.
12/23/1948	Home	L	37-56	
1/2/2000	Away	L	80-87	10033
2/11/2002	Home	W-ot	70-66	4007

MICHIGAN STATE - 0-1

Neutral: 0-1

Date	Loc.	W/L	Score	Att.
# 12/17/1971	Neutral	L	63-67	

Volunteer Classic (Knoxville, Tenn.)

MINNESOTA - 1-4

Home: 1-1 / Away: 0-3

Date	Loc.	W/L	Score	Att.
12/14/1985	Away	L	59-62	12263
12/5/1987	Home	W	80-61	5707
3/1/1998	Away	L	65-77	8058
12/8/2007	Away	L	74-91	12003
11/22/2008	Home	L	71-72	5956

! National Invitation Tournament (Home Sites)

MISSISSIPPI - 1-0

Neutral: 1-0

Date	Loc.	W/L	Score	Att.
# 12/23/2010	Neutral	W	68-61	896

Cancun Governor's Cup (Cancun, Mexico)

MISSISSIPPI STATE - 1-0

Home: 1-0

Date	Loc.	W/L	Score	Att.
! 3/10/1999	Home	W	69-56	5096

! National Invitation Tournament (Home Sites)

MISSOURI - 2-1

Home: 1-0 / Away: 0-1 / Neutral: 1-0

Date	Loc.	W/L	Score	Att.
12/21/1967	Home	W	64-52	
12/17/1969	Away	L	55-81	
\$ 3/21/2013	Neutral	W	84-72	16632

\$ NCAA Tournament Second Round (Lexington, Ky)

MISSOURI STATE - 1-1

Away: 0-1 / Neutral: 1-0

Date	Loc.	W/L	Score	Att.
# 11/26/2014	Neutral	W	76-61	3233
^ 11/28/2017	Away	L	67-77	4895

GCI Great Alaska Shootout (Anchorage, Alaska)
^ Mountain West-Missouri Valley Challenge

MONTANA - 21-14

Conference: 12-10

Home: 16-3 / Away: 4-11 / Neutral: 1-0

Date	Loc.	W/L	Score	Att.
# 12/29/1950	Neutral	W	65-54	
* 1/26/1952	Home	L	51-54	
* 2/16/1952	Away	L	46-57	
* 1/9/1953	Home	W-ot	93-86	
* 2/14/1953	Away	L	66-68	
* 1/8/1954	Home	W	73-50	
* 1/28/1954	Away	W	67-64	
* 1/8/1955	Away	W	75-58	
* 2/12/1955	Home	W	54-48	
* 2/4/1956	Home	W	96-76	
* 3/3/1956	Away	L	62-63	
* 2/2/1957	Away	L	63-74	
* 3/2/1957	Home	W	66-59	
* 2/8/1958	Home	W	75-59	

Date	Loc.	W/L	Score	Att.
* 3/6/1958	Away	L	44-51	
* 2/7/1959	Away	L	43-49	
* 3/6/1959	Home	L	66-70	
* 2/6/1960	Home	W	78-58	
* 3/3/1960	Away	W	71-55	
* 2/4/1961	Away	L	60-70	
* 3/3/1961	Home	W	67-49	
* 2/2/1962	Home	W	58-36	
* 3/3/1962	Away	L	63-71	
1/31/1964	Away	W	59-47	
12/4/1969	Home	W	100-77	
11/30/1974	Home	L	48-54	3576
1/17/1976	Away	L	57-69	7207
12/30/1988	Home	W-ot	68-66	6113
12/16/1989	Away	L	47-50	5092
11/9/2007	Away	L	39-75	6037
11/14/2008	Home	W	85-55	2964
12/12/2009	Home	W	62-61	2498
11/11/2011	Home	W	64-58	4666
11/9/2012	Home	W	72-65	5833
11/15/2014	Home	W	83-66	3602

Denver Tournament (Denver, Colo.)

CSU	Opp
Most Points Win:	100 75
Most Points Loss:	66 86
Fewest Points Win:	54 54
Fewest Points Loss:	39 47
Margin of Victory:	23 36
Winning Streak:	5 3
	(1954-56) (1958-59)

MONTANA STATE - 12-4

Home: 8-2 / Away: 4-2

Date	Loc.	W/L	Score	Att.
12/21/1957	Away	W	69-49	
1/4/1958	Home	L	69-83	
1/3/1959	Home	L	73-78	
2/1/1963	Home	W	100-83	3000
2/1/1964	Away	W	77-65	
2/27/1965	Home	W	91-71	
12/18/1965	Away	W	82-68	
1/28/1966	Home	W	91-62	
12/1/1966	Home	W	90-73	
2/4/1967	Away	L	69-70	
12/2/1967	Home	W	68-64	
1/7/1984	Home	W	72-65	3501
1/6/1985	Away	W	72-65	3277
1/5/2004	Away	L	75-82	3027
12/7/2004	Home	W	78-53	2470
11/14/2018	Home	W	81-77	2243

CSU	Opp
Most Points Win:	100 83
Most Points Loss:	75 83
Fewest Points Win:	68 70
Fewest Points Loss:	69 49
Margin of Victory:	25 14
Winning Streak:	6 2
	(1963-66) (1958-59)

MONTANA STATE NORTHERN - 1-0

Home: 1-0

Date	Loc.	W/L	Score	Att.
11/18/2006	Home	W	74-56	2801

MONTANA STATE-BILLINGS - 2-0

Home: 1-0 / Away: 1-0

Date	Loc.	W/L	Score	Att.
# 12/29/1982	Away	W	54-52	3087
12/3/1992	Home	W	87-75	5703

KOA Classic (Billings, Mont.)

MONTANA TECH - 3-0

Home: 3-0

Date	Loc.	W/L	Score	Att.
11/25/1995	Home	W	89-55	4482
11/21/1998	Home	W	69-55	2763
11/17/2001	Home	W	80-50	1197

MOREHEAD STATE - 0-1

Away: 0-1

Date	Loc.	W/L	Score	Att.
! 3/17/2010	Away	L	60-74	1612

! College Basketball Invitational (Home Sites)

MORRIS BROWN - 1-0

Home: 1-0

Date	Loc.	W/L	Score	Att.
1/5/2002	Home	W	83-46	2910

MURRAY STATE - 0-1

Neutral: 0-1

Date	Loc.	W/L	Score	Att.
\$ 3/15/2012	Neutral	L	41-58	16069

\$ NCAA Tournament First Round (Louisville, Ky)

MUSCATINE IOWA - 0-1

Home: 0-1

Date	Loc.	W/L	Score	Att.
1/29/1908	Home	L	25-33	

NEBRASKA - 3-7

Home: 2-2 / Away: 0-5 / Neutral: 1-0

Date	Loc.	W/L	Score	Att.
12/23/1947	Away	L	46-67	
# 12/19/1970	Away	L	65-69	6892
% 12/16/1972	Neutral	W	57-51	
12/22/1980	Away	L	48-54	6008
12/23/1981	Home	W-ot	58-51	5692
1/4/1984	Away	L	54-56	7809
1/12/1985	Home	L-2ot	78-88	7986
! 3/14/1996	Home	L	83-91	7261
11/25/1997	Away	L	57-64	8896
12/12/1998	Home	W	75-49	5233

Cornhusker Classic (Lincoln, Neb.)
% Kentucky Invitational (Lexington, Ky)
! National Invitation Tournament (Home Sites)

NEVADA - 10-15

Conference: 6-8

Home: 6-4 / Away: 4-10 / Neutral: 0-1

Date	Loc.	W/L	Score	Att.
# 12/20/1946	Away	L	32-42	
2/2/1948	Home	L	57-65	
12/19/1949	Away	L	62-79	
12/20/1949	Away	W	61-44	
12/16/1995	Away	L	75-76	5289
12/3/1996	Home	W	86-64	5006
11/29/1997	Away	W	63-60	7419
1/2/1999	Home	W	66-49	3756
12/19/2007	Away	L	66-74	7070
12/2/2008	Home	L	76-82	2556
* 2/6/2013	Away	W	73-69	6226
* 3/9/2013	Home	W	77-66	8745
* 1/29/2014	Away	L	67-76	6076
* 1/14/2015	Home	W	98-42	3667
* 3/4/2015	Away	W	78-62	5909
* 2/6/2016	Home	W	76-67	4018
* 2/28/2016	Away	L-ot	80-87	6633
* 3/4/2017	Away	L	72-85	11662
^ 3/11/2017	Neutral	L	71-79	5602
* 2/3/2018	Home	L	67-76	3978
* 2/25/2018	Away (#23)	L	83-92	10273
* 1/23/2019	Away (#7)	L	60-100	10931
* 2/6/2019	Home (#6)	L	82-98	3765
* 1/1/2020	Away	L	61-67	8659
* 1/29/2020	Home	W	92-91	3137

Nevada Invitational (Reno, Nev.)
^ MW Tournament (Thomas & Mack Center - Las Vegas, Nev.)

CSU	Opp
Most Points Win:	98 100
Most Points Loss:	83 91
Fewest Points Win:	61 65
Fewest Points Loss:	62 42
Margin of Victory:	56 40
Winning Streak:	3 7
	(2015-16) (2016-19)

NEW MEXICO - 48-78

Conference: 47-71

Home: 35-26 / Away: 12-50 / Neutral: 1-2

Date	Loc.	W/L	Score	Att.
# 12/20/1940	Neutral	W	53-39	
* 1/5/1952	Away	L	63-64	
* 1/12/1952	Home	W	85-60	
* 1/3/1953	Home	W	85-66	
* 1/16/1953	Away	L	56-72	
* 1/2/1954	Home	W	77-51	
* 1/16/1954	Away	W	67-60	
* 1/14/1955	Home	W	81-59	
* 2/19/1955	Away	L	65-70	
* 1/6/1956	Home	W	67-52	
* 2/24/1956	Away	W-ot	75-67	
* 1/5/1957	Away	L	62-70	
* 2/23/1957	Home	W	78-54	
* 1/11/1958	Home	W	77-58	
* 1/25/1958	Away	W	48-41	
* 1/24/1959	Away	W	67-56	
* 2/13/1959	Home	W	74-55	
* 1/9/1960	Home	W	88-67	
* 1/23/1960	Away	W	77-63	
* 1/21/1961	Away	W	60-53	
* 2/10/1961	Home	W	90-61	
* 1/5/1962	Home	W	67-41	
* 1/20/1962	Away	W	74-58	
12/20/1962	Away	L	46-56	
12/6/1963	Home	L	53-55	
% 12/30/1966	Away	L	49-64	
* 1/10/1970	Home	W	79-62	
* 2/12/1970	Away	W	64-57	
* 1/30/1971	Home	W	79-71	6965
* 2/25/1971	Away	W	68-67	12942
* 1/7/1972	Home	W	93-65	
* 2/12/1972	Away	L-ot	75-77	
* 1/27/1973	Home (#19)	W	76-67	
* 2/22/1973	Away (#15)	L	72-93	
* 1/26/1974	Away	L	49-54	14692
* 2/22/1974	Home	L	65-67	7250
* 1/11/1975	Away	L	70-85	14807
* 2/14/1975	Home	W	58-53	5948
* 1/9/1976	Home	L	71-80	7120
* 2/14/1976	Away	L	75-84	15741
* 2/3/1977	Away	L	64-73	15694
* 3/5/1977	Home	W	78-64	6185
* 2/4/1978	Home (#10)	L	82-91	11642
* 3/2/1978	Away (#8)	L	88-111	18101
* 1/18/1979	Away	L	76-94	14878
* 2/17/1979	Home	L	69-77	5245
* 1/12/1980	Home	W	82-68	
* 2/7/1980	Away	L-ot	79-80	
* 1/9/1981	Home	L	75-80	3341
* 2/14/1981	Away	L	51-68	16323
* 1/29/1982	Away	L	58-67	15752
* 2/13/1982	Home	L	62-64	5399
* 1/13/1983	Away	L	58-68	15831
* 2/12/1983	Home	W	85-70	4350
* 1/21/1984	Home	L	47-55	5064
* 2/18/1984	Away	L	50-61	17950
* 1/28/1985	Away	L	42-44	16584
* 2/2/1985	Home	W	61-52	6458
^ 3/6/1985	Away	L	56-62	12272
* 1/11/1986	Home	W	65-58	5071
* 1/24/1986	Away	L	51-64	17607
* 1/24/1987	Away	L	54-75	16161
* 2/21/1987	Home	L	61-62	4712
^ 3/5/1987	Away	L	77-92	12781
* 2/1/1988	Away	L	51-60	15700
* 2/18/1988	Home	W	61-60	5008
* 1/12/1989	Home	W	64-62	8667
* 1/26/1989	Away	L-ot	62-65	17970
* 1/6/1990	Away	L	61-63	17699
* 2/8/1990	Home	W	75-71	8671
* 1/3/1991	Away	L	46-54	17811
* 2/7/1991	Home	W	66-61	7114
* 2/8/1992	Away	L	47-61	16022
* 2/27/1992	Home	L	56-60	7122
* 1/21/1993	Away	W-ot	67-65	15307
* 2/11/1993	Home	W	67-50	6283
* 1/20/1994	Home	W	72-70	7569

Date	Loc.	W/L	Score	Att.
* 2/12/1994	Away	L	59-82	17964
* 1/12/1995	Away	L	68-71	16302
* 2/16/1995	Home	L	74-91	5727
* 1/15/1996	Home	L	65-67	7339
* 2/19/1996	Away	L	66-78	15897
* 1/12/1998	Home	L	64-78	6277
* 2/7/1998	Away	L	62-77	17914
* 1/10/2000	Home	L	70-71	4609
* 3/2/2000	Away	L	68-76	17497
* 1/27/2001	Away	L-ot	71-72	17229
* 2/24/2001	Home	L	51-54	4358
@ 3/8/2001	Neutral	L	65-76	7428
* 1/28/2002	Home	L	64-70	3718
* 2/23/2002	Away	L	60-72	16832
* 1/13/2003	Home	W	74-58	5389
* 2/17/2003	Away	L	72-82	14520
* 2/7/2004	Away	L	51-63	16101
* 3/6/2004	Home	W	76-66	4107
* 2/5/2005	Home	L	47-55	4434
* 3/5/2005	Away	L	61-72	18018
* 1/7/2006	Away	L	75-83	16201
* 2/8/2006	Home	L	78-80	3011
* 1/6/2007	Away	W	88-79	12788
* 2/3/2007	Home	L	66-70	5796
* 2/5/2008	Away	L	51-91	12422
* 3/8/2008	Home	L	52-71	3318
* 1/28/2009	Away	L	50-68	13157
* 2/28/2009	Home	L-2ot	79-81	3023
* 1/23/2010	Away	L	64-82	13707
* 2/23/2010	Home	L	66-72	4303
* 1/12/2011	Away	L	61-68	14303
* 2/12/2011	Home	W	68-62	6425
@ 3/10/2011	Neutral	L	61-67	14697
* 1/25/2012	Away	L	52-85	14089
* 2/21/2012	Home	W	71-63	4444
* 1/23/2013	Away	L	61-66	15411
* 2/23/2013	Home	L	82-91	8745
* 1/4/2014	Away	L	73-80	15411
* 1/25/2014	Home	L	66-68	5592
* 1/3/2015	Away	L	53-66	15225
* 2/10/2015	Home	W	70-59	5812
* 2/23/2016	Home	W	86-69	3148
* 1/14/2017	Home	W	71-84	3418
* 2/12/2017	Away	W	68-56	12078
* 1/27/2018	Away	L	65-80	12438
* 2/28/2018	Home	L	87-108	2917
* 1/12/2019	Home	W	91-76	3057
* 3/2/2019	Away	L	65-77	11207
* 1/15/2020	Home	W	105-72	2502

Basketball Clinic Tournament (Denver, Colo.)
 # Lobo Invitational Tournament (Albuquerque, N.M.)
 ^ WAC Tournament (Albuquerque, N.M.)
 @ MW Tournament (Thomas & Mack Center - Las Vegas, Nev.)

	CSU	Opp
Most Points Win:	105	111
Most Points Loss:	88	79
Fewest Points Win:	48	44
Fewest Points Loss:	42	39
Margin of Victory:	33	23
Winning Streak:	11	14
	(1957-62)	(1994-02)

NEW MEXICO STATE - 5-4

Home: 4-1 / Away: 1-2 / Neutral: 0-1

Date	Loc.	W/L	Score	Att.
** 1/24/1966	Home	W	109-70	
12/9/1966	Home	W	63-55	
# 11/30/1968	Away	L	89-95	
% 11/30/2013	Home	W	85-83	3693
12/27/2014	Away	W-ot	58-57	5589
11/13/2016	Home	W	64-61	2264
11/22/2017	Away	L	76-89	3883
12/30/2018	Home	L	68-88	3218
@ 11/25/2019	Neutral	L-ot	70-78	1251

** First game at CSU Auditorium/Moby Arena
 # Pan American Center Dedication Tournament. (Las Cruces, N.M.)
 % Colorado State Challenge (Fort Collins, Colo.)
 @ Cayman Islands Classic (George Town, Grand Cayman)

NEW ORLEANS - 2-0

Home: 2-0

Date	Loc.	W/L	Score	Att.
3/18/1988	Home	W	63-54	9467
11/26/2008	Home	W	78-60	2687

! National Invitation Tournament (Home Sites)

NEW YORK - 1-0

Neutral: 1-0

Date	Loc.	W/L	Score	Att.
# 12/29/1966	Neutral	W	55-53	

Lobo Invitational Tournament (Albuquerque, N.M.)

NORTH CAROLINA - 1-1

Away: 0-1 / Neutral: 1-0

Date	Loc.	W/L	Score	Att.
# 12/29/1989	Neutral (#24)	W	78-67	10254
12/9/1993	Away	L	66-89	19874

Mile High Classic (Denver, Colo.)

NORTH DAKOTA - 1-0

Home: 1-0

Date	Loc.	W/L	Score	Att.
1/3/1964	Home	W	73-44	

NORTH DAKOTA STATE - 2-1

Home: 2-0 / Away: 0-1

Date	Loc.	W/L	Score	Att.
11/23/2005	Home	W	79-62	2657
12/18/2006	Home	W	82-80	3130
12/15/2007	Away	L	69-83	5134

NORTH FLORIDA - 1-0

Home: 1-0

Date	Loc.	W/L	Score	Att.
# 12/17/2012	Home	W	83-55	3556

Continental Tires Las Vegas Classic (Home Sites)

NORTH TEXAS - 4-2

Home: 3-0 / Away: 1-2

Date	Loc.	W/L	Score	Att.
12/5/1969	Home	W	82-60	
12/29/1970	Away	W	74-68	3200
12/13/1986	Away	L	69-85	2900
12/12/1987	Home	W	65-56	4491
12/6/1988	Away	L	50-52	2980
12/23/1989	Home	W	93-70	7027

NORTHEASTERN - 1-0

Neutral: 1-0

Date	Loc.	W/L	Score	Att.
# 12/29/2000	Neutral	W	63-52	10000

Indiana Classic (Indianapolis, Ind.)

NORTHERN ARIZONA - 2-2

Home: 2-0 / Away: 0-1 / Neutral: 0-1

Date	Loc.	W/L	Score	Att.
# 12/30/1982	Neutral	L	57-60	2408
12/10/1983	Home	W	51-50	3371
12/21/1985	Away	L	56-63	3337
12/20/2009	Home	W	64-56	2419

KOA Classic (Billings, Mont.)

GENERAL

THE RAMS

2019-20 REVIEW

HISTORY

UNIVERSITY

OPPONENTS

NORTHERN COLORADO - 69-36

Conference: 10-16

Home: 50-12 / Away: 18-24 / Neutral: 1-0

Date	Loc.	W/L	Score	Att.
1/25/1902	Home	W	64-15	
2/13/1903	Away	L	20-27	
1/27/1905	Home	W	29-28	
2/10/1905	Away	L	12-46	
12/16/1905	Home	W	24-23	
12/9/1906	Away	W	24-23	
2/11/1911	Away	W	42-40	
2/21/1911	Home	W	59-19	
2/25/1912	Home	W	54-24	
1/14/1916	Away	W	42-22	
2/19/1916	Home	W	26-21	
1/12/1917	Away	W	49-20	
1/26/1917	Home	W	44-25	
1/19/1918	Home	W	49-13	
3/10/1918	Away	L	19-20	
1/20/1919	Home	L	16-20	
1/21/1919	Home	W	18-12	
2/14/1919	Away	L	27-31	
2/15/1919	Away	L	17-30	
3/14/1920	Home	W	41-27	
2/22/1921	Home	W	29-24	
1/24/1922	Home	W	28-22	
1/19/1923	Home	L	13-26	
1/12/1924	Away	L	11-18	
1/18/1924	Home	L	16-21	
* 1/28/1925	Away	L	18-21	
* 2/20/1925	Home	L	19-31	
* 1/27/1926	Away	L	20-32	
* 3/8/1926	Home	L	20-35	
* 2/1/1927	Away	L	16-24	
* 3/2/1927	Home	W	36-29	
* 2/1/1928	Home	L	14-52	
* 2/22/1928	Away	W	40-28	
* 1/28/1929	Home	W	34-18	
* 3/1/1929	Away	W	36-26	
* 1/20/1930	Away	W	30-19	
* 2/10/1930	Home	L	18-28	
* 1/16/1931	Home	L	25-31	
* 1/19/1931	Away	L	20-25	
* 1/22/1932	Away	L	29-41	
* 1/23/1932	Home	W	32-30	
* 1/23/1933	Home	L	29-38	
* 1/27/1933	Away	L	29-35	
* 1/23/1934	Away	L	21-29	
* 1/26/1934	Home	W	27-26	
* 1/22/1935	Home	W	22-19	
* 1/25/1935	Away	L	21-25	
* 1/21/1936	Away	L	22-38	
* 1/24/1936	Home	L	31-58	
* 2/23/1937	Away	W	48-45	
* 2/26/1937	Home	W	41-34	
# 1/3/1942	Away	L	37-44	
1/8/1943	Away	L	33-35	
1/9/1943	Home	W	29-22	
2/26/1943	Home	L	33-35	
2/27/1943	Away	L	37-38	
1/5/1945	Away	W	57-23	
1/6/1945	Home	W	62-25	
12/14/1945	Away	W	53-29	
12/15/1945	Home	W	40-25	
12/10/1948	Away	L	47-53	
12/11/1948	Home	W	62-57	
12/2/1949	Away	L	48-56	
12/3/1949	Home	W	48-42	
% 12/10/1949	Neutral	W	79-63	
12/1/1950	Home	W	67-38	
12/2/1950	Away	W	60-46	
2/9/1952	Away	W	60-56	
2/23/1952	Home	W	64-47	
12/12/1952	Home	W	63-47	
1/13/1953	Away	L	61-64	
12/12/1953	Home	W	76-55	
2/18/1954	Away	W	68-56	
12/4/1954	Away	W	58-54	
1/28/1955	Home	W	76-57	
12/2/1955	Away	W	67-50	
12/3/1955	Home	W	51-39	

Date	Loc.	W/L	Score	Att.
11/30/1956	Away	W	88-77	
12/1/1956	Home	W	76-56	
12/12/1979	Home	W	89-67	
12/13/1980	Home	W	68-60	4387
12/1/1981	Home	W	68-58	4953
11/27/1982	Home	W	71-49	4105
12/1/1983	Home	W	78-62	3313
12/8/1984	Home	W	76-63	6420
12/2/1985	Home	W	74-60	3701
12/2/1986	Home	L	54-58	2972
11/28/1987	Home	W	61-49	5117
11/26/1988	Home	W	70-50	8461
11/28/1989	Home	W	88-51	8377
11/30/1991	Home	W	85-48	8173
11/20/1997	Home	W	108-47	4709
11/22/2004	Home	W	76-68	2679
11/18/2005	Away	W	70-57	4351
12/6/2006	Home	W	75-66	3680
12/1/2007	Away	L	59-72	2759
11/18/2008	Home	W	85-74	3136
12/1/2009	Away	L	63-70	3192
12/20/2010	Home	W	75-61	4680
12/22/2011	Away	W	92-78	2148
11/26/2012	Home	W	85-69	3622
@ 11/22/2013	Home	W	72-65	4473
12/7/2014	Home	W	66-58	3043
12/13/2015	Away	L	64-73	1576
12/10/2016	Home	W	81-64	3114

Greeley Tournament (Greeley, Colo.)
% Conference Tournament (Denver, Colo.)
@ Colorado State Challenge (Moby Arena - Fort Collins, Colo.)

	CSU	Opp
Most Points Win:	108	73
Most Points Loss:	64	78
Fewest Points Win:	18	18
Fewest Points Loss:	11	12
Margin of Victory:	49	34
Winning Streak:	15	8
	(1953-85)	(1923-27)

NORTHERN IOWA - 1-1

Away: 1-1

Date	Loc.	W/L	Score	Att.
12/3/2011	Away	L	77-83	4015
# 11/14/2015	Away	W	84-78	4455

Mountain West-Missouri Valley Challenge (Home Sites)

NORTHWESTERN - 1-2

Home: 0-1 / Away: 0-1 / Neutral: 1-0

Date	Loc.	W/L	Score	Att.
# 12/27/1962	Neutral	W	75-50	1620
12/1/1980	Away	L	75-78	1878
12/4/1982	Home	L	53-61	6128

Los Angeles Classic (Los Angeles, Calif.)

NORTHWESTERN OKLAHOMA - 2-0

Home: 2-0

Date	Loc.	W/L	Score	Att.
12/19/1947	Home	W	60-40	
12/20/1947	Home	W	53-44	

NORTHWESTERN STATE (LA.) - 3-0

Home: 2-0 / Away: 1-0

Date	Loc.	W/L	Score	Att.
12/7/1989	Home	W	94-61	7247
12/17/1990	Away	W	60-44	1550
@ 11/24/2017	Home	W	72-60	2819

@ Jamaica Classic (Home site game)

OAKLAND - 1-0

Home: 1-0

Date	Loc.	W/L	Score	Att.
# 11/22/2015	Home	W	95-89	2638

Corpus Christi Coastal Classic (Home Sites)

OHIO - 0-2

Home: 0-1 / Away: 0-1

Date	Loc.	W/L	Score	Att.
12/22/1990	Home	L	51-62	7211
12/17/1991	Away	L	54-70	1525

OHIO STATE - 0-1

Neutral: 0-1

Date	Loc.	W/L	Score	Att.
! 3/29/1988	Neutral	L	62-64	10453

! NIT Semifinals (Madison Square Garden - New York, N.Y.)

OKLAHOMA - 1-2

Away: 1-2

Date	Loc.	W/L	Score	Att.
12/19/1960	Away	L	50-56	
12/23/1961	Away	W	52-47	
12/20/1986	Away	L	62-108	6732

OKLAHOMA CITY - 3-2

Home: 1-0 / Neutral: 2-2

Date	Loc.	W/L	Score	Att.
\$ 3/9/1963	Neutral	L	67-70	
\$ 3/8/1965	Neutral	L	68-70	
# 12/18/1970	Neutral	W	86-64	3500
# 12/5/1980	Neutral	W	47-45	13004
1/28/1991	Home	W	98-76	7305

\$ NCAA Tournament (Lubbock, Texas)

Cornhusker Classic (Lincoln, Neb.)

% Shocker Classic (Wichita, Kan.)

OKLAHOMA PANHANDLE - 0-1

Home: 0-1

Date	Loc.	W/L	Score	Att.
1/8/2008	Home	L-ot	91-97	2371

OKLAHOMA STATE - 1-4

Home: 1-1 / Away: 0-2 / Neutral: 0-1

Date	Loc.	W/L	Score	Att.
12/21/1961	Away	L	44-60	
12/14/1963	Home	W	58-49	
12/8/1980	Home	L	64-79	4721
12/5/1981	Away	L-ot	71-73	5100
11/26/2003	Neutral (#24)	L	49-82	7163

OMAHA - 3-0

Home: 3-0

Date	Loc.	W/L	Score	Att.
11/24/2004	Home	W	88-64	2533
1/7/2012	Home	W	87-63	3000
@ 11/13/2019	Home	W	80-65	2284

@ Cayman Islands Classic (one home game)

ORAL ROBERTS - 3-1

Home: 2-0 / Away: 1-1

Date	Loc.	W/L	Score	Att.
12/4/1981	Away	L	68-81	7161
12/2/1982	Home	W	61-46	4615
12/17/1988	Home	W	102-89	6520
2/11/1989	Away	W	76-70	6414

OREGON - 1-9

Home: 0-1 / Away: 0-5 / Neutral: 1-3

Date	Loc.	W/L	Score	Att.
12/27/1955	Away	L	56-86	
12/28/1955	Away	L	57-75	
12/27/1957	Home	L	69-75	
12/19/1959	Away	L	66-72	
# 12/30/1963	Neutral	L	59-65	
% 12/15/1972	Neutral	L	68-73	
# 12/29/1975	Neutral	L	66-70	8708
# 12/28/1977	Neutral	W	61-50	6704
@ 11/15/2009	Away	L	55-68	6769
12/8/2017	Away	L	65-95	7153

Far West Classic (Portland, Ore.)

% Kentucky Invitational (Lexington, Ky.)

@ BTI Tip-off Tournament

OREGON STATE - 4-2

Home: 1-0 / Neutral: 3-2

Date	Loc.	W/L	Score	Att.
@ 12/19/1940	Neutral	L	31-33	
# 12/27/1963	Neutral (#9)	L	51-53	12309
# 12/30/1977	Neutral	W-ot	49-44	8673
12/1/1998	Neutral	W	64-50	2735
12/4/1999	Home	W	83-78	3569
% 11/15/2007	Neutral	W	69-56	2833

@ Basketball Clinic Tournament (Denver, Colo.)
Far West Classic (Portland, Ore.)
% BP Top of the World Classic (Fairbanks, Alaska)

PACIFIC - 4-2

Home: 2-0 / Away: 0-2 / Neutral: 2-0

Date	Loc.	W/L	Score	Att.
12/6/1968	Home	W-2ot	78-77	
12/29/1969	Away	L	74-84	
12/9/1976	Home	W	74-43	3122
12/23/1977	Away	L-ot	86-90	1000
# 12/2/1988	Neutral	W	74-66	3000
% 11/28/2014	Neutral	W	75-64	2903

Stanford Apple Invitational (Palo Alto, Calif.)
% GCI Great Alaska Shootout (Anchorage, Alaska)

PENN STATE - 1-0

Neutral: 1-0

Date	Loc.	W/L	Score	Att.
# 12/18/1971	Neutral	W	70-63	

Volunteer Classic (Knoxville, Tenn.)

PEPPERDINE - 3-3

Home: 2-0 / Away: 0-2 / Neutral: 1-1

Date	Loc.	W/L	Score	Att.
12/17/1962	Home	W	69-67	
# 12/28/1987	Neutral	L	62-66	11649
% 11/28/1999	Away	L	57-67	600
@ 1/3/2004	Neutral	W	91-65	3417
1/3/2005	Away	L	63-78	1123
12/10/2005	Home	W	71-56	3843

Volunteer Classic (Knoxville, Tenn.)
% Sparklett's Invitational (Malibu, Calif.)
@ Pepsi Center - Denver, Colo.

PHILLIPS 66 (AAU) - 2-0

Home: 2-0

Date	Loc.	W/L	Score	Att.
12/3/1948	Home	W	62-29	
12/4/1948	Home	W	65-32	

PORTLAND - 3-1

Home: 1-0 / Away: 0-1 / Neutral: 2-0

Date	Loc.	W/L	Score	Att.
12/31/1951	Away	L	66-68	
12/28/1953	Home	W	102-62	
# 12/22/2012	Neutral	W	70-53	
% 11/27/2015	Neutral	W	90-74	183

Continental Tires Las Vegas Classic (Las Vegas, Nev.)
% Corpus Christi Coastal Classic (Corpus Christi, Texas)

PORTLAND STATE - 5-0

Home: 2-0 / Away: 2-0 / Neutral: 1-0

Date	Loc.	W/L	Score	Att.
11/29/1975	Home	W	98-90	3751
1/8/1977	Home	W	87-66	5875
11/26/1977	Away	W	97-93	2775
11/24/1978	Away	W-ot	82-81	2000
# 11/18/2007	Neutral	W	64-63	2116

BP Top of the World Classic (Fairbanks, Alaska)

PRAIRIE VIEW A&M - 2-0

Home: 2-0

Date	Loc.	W/L	Score	Att.
12/27/2002	Home	W	85-73	3521
# 11/25/2013	Home	W	95-68	2718

Colorado State Challenge (Fort Collins, Colo.)

PRATT KANSAS - 0-1

Home: 0-1

Date	Loc.	W/L	Score	Att.
2/24/1926	Home	L	22-24	

PURDUE - 1-4

Home: 1-1 / Away: 0-3

Date	Loc.	W/L	Score	Att.
11/30/1979	Home (#11)	L	55-65	
11/29/1980	Away	L	59-72	13236
12/30/2002	Away	L	56-84	8622
12/30/2003	Home (#22)	W	71-69	5335
12/11/2004	Away	L	68-69	12018

REGIS - 23-7

Home: 16-1 / Away: 7-6

Date	Loc.	W/L	Score	Att.
2/5/1943	Home	W	67-24	
2/6/1943	Away	W	38-32	
# 12/9/1949	Away	L	34-42	
12/21/1951	Home	W	85-80	
12/30/1952	Home	W	66-54	
2/20/1953	Home	W	71-68	
12/11/1953	Home	W	77-62	
2/20/1954	Away	W	63-52	
12/3/1954	Home	W	77-71	
12/20/1954	Away	W	61-54	
12/16/1955	Home	W	87-72	
12/15/1956	Away	L	65-77	
12/7/1957	Home	W	72-60	
12/28/1957	Away	L	71-83	
12/13/1958	Away	L	55-58	
12/30/1958	Home	L	53-55	
12/5/1959	Home	W	86-53	
12/12/1959	Away	L-ot	56-61	
12/10/1960	Away	L	57-68	
12/16/1960	Home	W	77-62	
12/9/1961	Home	W	78-56	
2/19/1962	Away	W	62-58	
2/15/1963	Home	W	81-56	3200
2/16/1963	Away	W	63-50	
1/17/1964	Home	W	93-61	
3/6/1964	Away	W	68-56	
1/22/1965	Home	W	69-64	
3/5/1965	Away	W	82-49	
11/20/2004	Home	W	78-49	2510
12/29/2015	Away	W	77-53	3103

Conference Tournament (Denver, Colo.)

	CSU	Opp
Most Points Win:	93	83
Most Points Loss:	71	80
Fewest Points Win:	38	42
Fewest Points Loss:	34	24
Margin of Victory:	43	12
Winning Streak:	11	3

(1960-15) (1957-58)

RICE - 5-3

Conference: 1-1

Home: 3-0 / Away: 2-2 / Neutral: 0-1

Date	Loc.	W/L	Score	Att.
12/20/1952	Away	W	54-53	
12/10/1970	Away	W	73-57	7593
12/21/1973	Away	W	83-66	502
12/30/1992	Away	W	79-75	4812
12/18/1993	Away	L	63-64	2837
* 1/9/1999	Away	L	60-63	3130
* 2/4/1999	Away	W	64-55	3142
# 11/15/2006	Neutral	L	61-70	8303

NIT Season Tip-Off (Spokane, Wash.)

RUTGERS - 1-0

Neutral: 1-0

Date	Loc.	W/L	Score	Att.
# 12/27/1968	Neutral	W	67-66	

Utah Classic (Salt Lake City, Utah)

SIU-EDWARDSVILLE - 1-0

Home: 1-0

Date	Loc.	W/L	Score	Att.
3/3/1983	Home	W	69-55	3265

SMU - 3-4

Conference: 1-1

Home: 1-0 / Away: 0-2 / Neutral: 2-2

Date	Loc.	W/L	Score	Att.
12/17/1952	Away	L	62-63	
# 12/12/1981	Neutral	W	74-56	13200
^ 3/4/1997	Neutral	L	89-93	6013
^ 3/3/1998	Neutral	L	71-76	3291
* 1/14/1999	Home	W	73-62	3427
* 2/11/1999	Away	L	68-72	2466
# 11/14/2011	Neutral	W	75-56	177

Indiana Classic (Bloomington, Ind.)
% NIT Season Tip-off (Stanford, Calif.)
^ WAC Tournament (Thomas & Mack Center - Las Vegas, Nev.)

SACRAMENTO STATE - 5-0

Home: 4-0 / Away: 1-0

Date	Loc.	W/L	Score	Att.
12/5/1967	Home	W	82-66	
# 12/6/1996	Home	W	89-45	5117
12/27/1999	Away	W	69-53	3340
11/28/2000	Home	W	73-46	2760
11/10/2017	Home	W	72-61	3797

Bank One-Foothills Dodge Ram Classic (Fort Collins, Colo.)

SAINT LOUIS - 0-1

Neutral: 0-1

Date	Loc.	W/L	Score	Att.
! 3/18/1961	Neutral	L	53-59	

! National Invitation Tournament Quarters (Madison Square Garden - New York, N.Y.)

SAINT MARTIN'S - 0-1


Home: 0-1

Date	Loc.	W/L	Score	Att.
11/24/2008	Home	L	76-83	2104

SAM HOUSTON STATE - 1-1

Home: 1-1

Date	Loc.	W/L	Score	Att.
11/27/2010	Home	L	81-92	2556
12/8/18	Home	W	71-65	2298



Mike Mitchell

SAN DIEGO STATE - 41-45

Conference: 38-41

Home: 26-14 / Away: 13-27 / Neutral: 2-4

Date	Loc.	W/L	Score	Att.
# 12/30/1961	Away	W	71-57	
* 1/13/1979	Home	W	82-76	5463
* 2/8/1979	Away	L	83-90	4558
* 1/3/1980	Away	L	71-86	
* 2/2/1980	Home	W	68-66	
* 1/5/1981	Away	L	66-78	2619
* 2/5/1981	Home	L	51-53	3008
* 1/23/1982	Home	L	50-57	6920
* 3/4/1982	Away	L	62-68	3635
* 1/27/1983	Away	L	45-59	2156
* 2/28/1983	Home	W	70-55	2175
* 2/4/1984	Home	W	68-63	5791
* 2/29/1984	Away	W	61-59	1461
* 2/7/1985	Away	L	72-75	2572
* 2/23/1985	Home	W	78-72	6102
* 1/4/1986	Away	L	56-72	1830
* 1/30/1986	Home	W	75-72	4017
* 1/10/1987	Home	W	84-79	4501
* 2/5/1987	Away	W	64-62	1199
* 1/22/1988	Home	W	78-54	5018
* 3/3/1988	Away	W	76-59	2521
* 1/5/1989	Away	L	57-62	3924
* 2/2/1989	Home	W	67-47	8781
* 2/18/1990	Away	W	64-57	3157
* 3/3/1990	Home	W	62-45	9871
* 1/12/1991	Home	W	61-51	8563
* 2/14/1991	Away	W	67-50	2017
* 1/30/1992	Home	W	76-63	7108
* 2/22/1992	Away	W	74-66	2122
* 1/9/1993	Home	W	82-67	4112
* 2/27/1993	Away	W	79-78	2160
* 1/8/1994	Away	W	74-60	1410
* 2/24/1994	Home	W	98-83	5671
* 1/4/1995	Home	W	80-64	5439
* 3/4/1995	Away	L	58-75	1241
* 1/2/1996	Away	L	67-87	1171
* 2/29/1996	Home	W	87-74	6704
* 1/18/1997	Away	W-ot	93-90	2182
* 2/13/1997	Home	W	87-74	5007
* 1/27/2000	Home	W	75-67	3844
* 2/12/2000	Away	W	74-46	3342
* 2/5/2001	Home	W	77-56	3214
* 3/3/2001	Away	L	73-78	5110
* 1/19/2002	Away	L	69-81	6553
* 2/16/2002	Home	L	63-75	3074
* 2/1/2003	Away	W	72-69	8554
* 3/3/2003	Home	W	102-89	3752
* 1/24/2004	Home	W-2ot	92-82	4516
* 2/23/2004	Away	L	64-72	6410
* 1/24/2005	Away	L	77-84	7295
* 2/19/2005	Home	W-ot	93-88	3177
* 1/4/2006	Away	L	75-83	2532
* 2/4/2006	Home	L	81-85	3972
^ 3/9/2006	Neutral	L	52-64	5625
* 1/13/2007	Away	L	76-81	6344
* 2/10/2007	Home	L	66-81	4757
% 3/8/2007	Neutral	W	69-64	10925
* 1/29/2008	Home	L	82-83	3073
* 3/1/2008	Away	L	62-86	7922
* 1/31/2009	Home	L	59-78	4009
* 3/4/2009	Away	L	59-68	5350
* 1/30/2010	Home	L	52-64	3809
* 3/3/2010	Away	L	55-68	8043
% 3/1/2010	Neutral	L	71-72	11031
* 2/2/2011	Home	L	54-56	7353
* 3/5/2011	Away	L	48-66	12414
* 1/28/2012	Home	W	77-60	6038
* 2/25/2012	Away	L	66-74	12414
% 3/9/2012	Neutral	L	69-79	16399
* 1/12/2013	Away	L-ot	72-79	12414
* 2/13/2013	Home	W	66-60	8745
* 1/1/2014	Home	L	61-71	4059
* 2/1/2014	Away	L	56-65	12414
* 1/24/2015	Home	W	79-73	8745
* 2/14/2015	Away	L	63-72	12414
% 3/13/2015	Neutral	L	43-56	9199
* 1/13/2016	Home	L	62-69	4018

Date	Loc.	W/L	Score	Att.
* 2/2/2016	Away	L	67-69	12414
* 1/28/2017	Away	W	78-77	11881
* 2/25/2017	Home	W	56-55	7856
% 3/10/2017	Neutral	W	71-63	6211
* 1/2/2018	Home	L	68-77	3020
* 1/24/2018	Away	L	78-97	11144
* 2/12/2019	Home	L	60-71	2596
* 12/4/2019	Home (RV)	L	57-79	3418
* 2/25/2020	Away (#5)	L	60-66	12414

^ Aztec-Kiwanis Tournament (San Diego, Calif.)
 ^ MW Tournament (Denver, Colo.)
 % MW Tournament (Thomas & Mack Center - Las Vegas, Nev.)
 CSU Opp
 Most Points Win: 102 90
 Most Points Loss: 83 97
 Fewest Points Win: 56 53
 Fewest Points Loss: 43 45
 Margin of Victory: 24 24
 Winning Streak: 12 9
 (1989-95) (2008-11)

SAN FRANCISCO - 2-3

Home: 1-0 / Away: 1-1 / Neutral: 0-2

Date	Loc.	W/L	Score	Att.
# 12/21/1946	Neutral	L	22-45	
@ 12/29/1967	Neutral	L	65-81	
11/29/2008	Away	L	63-65	2052
11/29/2009	Home	W-2ot	91-75	2203
% 12/28/2010	Away	W	69-61	1784

Nevada Invitational (Reno, Nev.)
 @ American Legion Invitational (Seattle, Wash.)
 % Hilltop Challenge (San Francisco, Calif.)

SAN JOSE STATE - 20-0

Conference: 15-0

Home: 9-0 / Away: 9-0 / Neutral: 2-0

Date	Loc.	W/L	Score	Att.
12/22/1969	Home	W	91-65	
* 1/25/1997	Home	W	80-76	5498
* 2/20/1997	Away	W	66-64	1959
12/22/1997	Away	W	58-41	769
1/21/1998	Home	W	81-52	4118
% 12/23/1999	Neutral	W	61-57	599
* 1/8/2014	Away	W	66-64	1513
* 3/5/2014	Home	W	78-66	4130
* 1/17/2015	Away	W	70-41	1226
* 2/25/2015	Home	W	72-56	4924
* 1/9/2016	Away	W-ot	85-84	1470
* 1/27/2016	Home	W	74-66	3582
^ 3/9/2016	Neutral	W	80-61	5970
* 1/4/2017	Away	W	76-71	1523
* 1/25/2017	Home	W	81-72	2753
* 12/30/2017	Away	W	59-52	1385
* 2/10/2018	Home	W	90-79	2984
* 2/20/2019	Away	W	91-70	1467
* 1/11/2020	Away	W	81-70	1363
* 2/22/2020	Home	W	78-71	4588

^ Pearl Harbor Classic (Honolulu, Hawaii)
 ^ MW Tournament (Thomas & Mack Center - Las Vegas, Nev.)

CSU Opp
 Most Points Win: 91 0
 Most Points Loss: 0 84
 Fewest Points Win: 58 0
 Fewest Points Loss: 0 41
 Margin of Victory: 29 0
 Winning Streak: 18 0
 (1969-2019)

SANTA CLARA - 0-1

Neutral: 0-1

Date	Loc.	W/L	Score	Att.
\$ 3/12/1954	Neutral	L	50-73	

\$ NCAA Tournament (Corvallis, Ore.)

SEATTLE - 3-5

Home: 3-1 / Away: 0-4

Date	Loc.	W/L	Score	Att.
1/21/1954	Away (#16)	L	76-80	
1/22/1954	Away (#16)	L	57-72	
12/20/1965	Away	L	78-83	
2/19/1966	Home	W	93-83	
2/20/1967	Home	L	64-72	
# 12/30/1967	Away	L	69-75	
1/18/1968	Home	W	88-79	
11/20/1999	Home	W	74-31	3412

American Legion Invitational (Seattle, Wash.)

SIMON FRASER - 4-0

Home: 4-0

Date	Loc.	W/L	Score	Att.
11/19/1992	Home	W	96-79	5683
11/26/1994	Home	W-2ot	94-90	4758
11/15/1996	Home	W	83-55	5040
11/15/1997	Home	W	85-61	4618

SOUTH ALABAMA - 1-1

Home: 1-0 / Away: 0-1

Date	Loc.	W/L	Score	Att.
12/9/1998	Away	L	40-43	780
12/30/1998	Home	W	79-43	3037

SOUTH CAROLINA - 1-1

Home: 1-0 / Away: 0-1

Date	Loc.	W/L	Score	Att.
12/1/2001	Away	L	58-66	5908
12/22/2002	Home	W	81-67	3823

SOUTH CAROLINA STATE - 1-0

Neutral: 1-0

Date	Loc.	W/L	Score	Att.
# 11/23/2001	Neutral	W	66-48	150

Big Island Invitational (Hilo, Hawaii)

SOUTH DAKOTA - 0-1

Home: 0-1

Date	Loc.	W/L	Score	Att.
12/16/2018	Home	L	63-68	2302

SOUTH DAKOTA STATE - 1-2

Home: 1-1 / Neutral 0-1

Date	Loc.	W/L	Score	Att.
! 3/18/2015	Home	L	76-86	3391
@ 11/21/2018	Neutral	L	65-78	657
12/10/2019	Home	W	72-68	2408

! National Invitation Tournament (Home Sites)
 @ Gulf Coast Showcase (one home site game, three games Fort Myers, Florida)

SOUTH FLORIDA - 2-0

Home: 1-0 / Away: 1-0

Date	Loc.	W/L	Score	Att.
1/3/2003	Home	W	82-70	3557
12/22/2003	Away	W	66-65	2883

SOUTHEAST MISSOURI - 2-0

Home: 1-0 / Away: 1-0

Date	Loc.	W/L	Score	Att.
12/21/1993	Home	W	104-72	4857
12/20/1994	Away	W	90-70	4774

SOUTHEASTERN LOUISIANA - 1-0

Home: 1-0

Date	Loc.	W/L	Score	Att.
11/25/16	Home	W	67-59	3381

SOUTHERN CAL - 2-6

Home: 0-3 / Away: 2-3

Date	Loc.	W/L	Score	Att.
12/15/1961	Away (#4)	L	52-67	
# 12/26/1962	Away	W	72-54	2972
1/30/1965	Home	L	65-80	
12/16/1967	Away	L	53-70	
12/22/1982	Away	L	65-72	1879
12/7/1985	Home	L	53-66	5682
1/4/1988	Away	W	46-41	1892
12/8/1990	Home	L	67-74	9386

Los Angeles Classic (Los Angeles, Calif.)

SOUTHERN ILLINOIS - 1-3

Home: 1-1 / Away: 0-1 / Neutral: 0-1

Date	Loc.	W/L	Score	Att.
# 12/27/1946	Neutral	L	48-58	
12/18/2001	Home	W	80-62	959
11/27/2002	Away	L	71-83	6933
@ 11/27/18	Home	L	67-82	2566

Christmas Tournament (Kansas City, Mo.)
@ Mountain West-Missouri Valley Challenge

SOUTHERN INDIANA - 1-0

Home: 1-0

Date	Loc.	W/L	Score	Att.
11/29/1974	Home	W	98-67	2950

SOUTHERN MISS - 2-1

Home: 0-1 / Neutral: 2-0

Date	Loc.	W/L	Score	Att.
# 12/29/1954	Neutral	W	66-50	
# 12/24/2010	Neutral	W	63-58	720
11/19/2011	Home	L	58-79	2275

Wichita Tournament (Wichita, Kan.)
% Cancun Governor's Cup (Cancun, Mexico)

SOUTHERN OREGON - 1-0

Home: 1-0

Date	Loc.	W/L	Score	Att.
11/18/2000	Home	W	101-58	2320

SOUTHWEST OKLAHOMA ST. - 1-0

Home: 1-0

Date	Loc.	W/L	Score	Att.
12/8/2013	Home	W	109-55	3044

SOUTHWESTERN (KAN.) - 0-2

Away: 0-1 / Neutral: 0-1

Date	Loc.	W/L	Score	Att.
12/19/1938	Away	L	29-42	
# 12/28/1939	Neutral	L	36-54	

Sunflower Tournament (Topeka, Kan.)

SOUTHWESTERN (TEXAS) - 1-0

Home: 1-0

Date	Loc.	W/L	Score	Att.
12/20/1974	Home	W	97-59	2147

ST. BONAVENTURE - 2-1

Home: 1-0 / Away: 1-0 / Neutral: 0-1

Date	Loc.	W/L	Score	Att.
12/19/1964	Away	W	86-81	
# 11/27/1999	Neutral	L	54-64	550
1/5/2013	Home	W	85-64	3922

Sparklett's Invitational (Malibu, Calif.)

ST. MARY'S (CALIF.) - 2-1

Away: 1-0 / Neutral: 1-1

Date	Loc.	W/L	Score	Att.
12/17/1949	Away	W	67-58	
# 12/15/1951	Neutral	L	64-68	
% 12/29/1984	Neutral	W	61-60	6432

Nevada-Reno Wolfpack Classic (Reno, Nev.)
Wyoming Tournament (Laramie, Wyo.)

STANFORD - 1-8

Home: 1-2 / Away: 0-6

Date	Loc.	W/L	Score	Att.
12/19/1972	Home	W	77-72	
12/15/1973	Away	L	45-56	3536
12/29/1976	Home	L	76-83	6198
12/20/1977	Away	L	73-86	6804
# 12/3/1988	Away	L	49-63	8000
11/24/2007	Away	L	53-73	7339
12/14/2008	Home	L	63-74	2933
% 11/15/2011	Away	L	52-64	4337
11/20/2016	Away	L	49-56	4661

Stanford Apple Invitational (Stanford, Calif.)
% NIT Season Tip-off Quarterfinals (Stanford, Calif.)

STETSON - 2-0

Home: 1-0 / Away: 1-0

Date	Loc.	W/L	Score	Att.
12/20/2003	Away	W	79-70	2234
12/28/2004	Home	W	93-57	2724

SYRACUSE - 0-1

Neutral: 0-1

Date	Loc.	W/L	Score	Att.
\$ 3/19/1989	Neutral	L	50-65	10683

\$ NCAA Midwest Regional (Dallas, Texas)

TCU - 11-11

Conference: 8-8

Home: 7-3 / Away: 2-8 / Neutral: 2-0

Date	Loc.	W/L	Score	Att.
12/21/1971	Home	W	109-78	
12/22/1973	Away	L	65-70	1583
11/30/1985	Away	L	49-78	3109
12/6/1986	Home	L	77-80	2511
* 1/16/1999	Home	L-ot	89-92	4692
* 2/13/1999	Away	L	79-84	6324
* 1/21/2006	Away	L	72-85	3931
* 2/22/2006	Home	W	89-74	2903
^ 3/7/2006	Neutral	W	64-60	3823
* 1/17/2007	Away	W	66-54	3842
* 2/13/2007	Home	W	82-66	3450
* 1/19/2008	Home	L	58-70	3349
* 2/20/2008	Away	L	64-66	3411
* 1/3/2009	Away	L	67-81	3101
* 2/7/2009	Home	W	71-65	2707
* 1/27/2010	Home	W	63-57	2910
* 2/27/2010	Away	L	67-73	4887
* 1/15/2011	Home	W	79-69	4193
* 2/16/2011	Away	W	69-55	4088
* 1/14/2012	Home	W-2ot	95-89	2577
* 2/1/2012	Away	L	71-75	4822
% 3/8/2012	Neutral	W	81-60	8601

^ MW Tournament (Denver, Colo.)
% MW Tournament (Thomas & Mack Center - Las Vegas, Nev.)

	CSU	Opp
Most Points Win:	109	92
Most Points Loss:	89	89
Fewest Points Win:	63	66
Fewest Points Loss:	49	54
Margin of Victory:	31	29
Winning Streak:	4	6
	(2006-07)	(1973-06)

TENNESSEE STATE - 1-0

Home: 1-0

Date	Loc.	W/L	Score	Att.
# 11/17/2007	Neutral	W	87-68	

BP Top of the World Classic (Fairbanks, Alaska)

TEXAS - 0-2

Away: 0-1 / Neutral: 0-1

Date	Loc.	W/L	Score	Att.
# 12/27/1948	Neutral	L	47-56	
12/15/1952	Away	L	46-63	

All-College Tournament (Oklahoma City, Okla.)

TEXAS A&M - 2-1

Home: 0-1 / Away: 2-0

Date	Loc.	W/L	Score	Att.
12/22/1952	Away	W	65-52	
11/26/1996	Home	L	58-59	5097
12/10/1997	Away	W-ot	86-82	2861

TEXAS A&M-KINGSVILLE - 1-0

Home: 1-0

Date	Loc.	W/L	Score	Att.
11/25/2002	Home	W	91-66	1432

TEXAS RIO GRANDE VALLEY - 6-0

Home: 4-0 / Away: 2-0

Date	Loc.	W/L	Score	Att.
11/25/1989	Home	W	77-53	7401
12/15/1990	Away	W	53-41	2873
1/6/1992	Home	W	71-56	5009
11/25/1998	Away	W	73-62	1889
1/6/2000	Home	W	89-70	3440
1/4/2001	Home	W	71-62	2111

TEXAS SOUTHERN - 2-0

Home: 2-0

Date	Loc.	W/L	Score	Att.
12/4/2003	Home	W	91-66	3017
12/19/2011	Home	W	85-61	2585

TEXAS STATE - 2-0

Home: 2-0

Date	Loc.	W/L	Score	Att.
12/21/2004	Home	W	83-65	2629
12/17/2017	Home	W	66-58	2737

TEXAS TECH - 3-5

Home: 1-2 / Away: 1-2 / Neutral: 1-1

Date	Loc.	W/L	Score	Att.
# 12/29/1948	Neutral	W	59-58	
% 12/27/1975	Neutral	L	55-59	11506
12/7/1978	Away	L	67-79	4498
12/8/1979	Home	W	73-66	
12/29/1988	Home	L	61-71	6017
12/19/1990	Away	W	60-56	1572
12/7/1991	Home	L	56-62	8019
12/12/1992	Away	L	62-72	4206

All-College Tournament (Oklahoma City, Okla.)
% Far West Classic (Portland, Ore.)

TEXAS-ARLINGTON - 2-0

Home: 1-0 / Away: 1-0

Date	Loc.	W/L	Score	Att.
12/30/1983	Home	W	96-68	2454
12/19/1984	Away	W	89-77	1000

TEXAS-SAN ANTONIO - 1-0

Home: 1-0

Date	Loc.	W/L	Score	Att.
# 11/21/2011	Home	W	85-75	759

NIT Season Tip-off Consolations (Fort Collins, Colo.)

TOLEDO - 3-2

Home: 1-1 / Away: 2-1

Date	Loc.	W/L	Score	Att.
12/29/1960	Away	L	69-86	
12/27/1986	Home	W	81-62	3015
12/19/1987	Away	W	57-50	7067
12/11/1993	Away	W	75-58	5739
12/10/1994	Home	L	64-79	5176

TROY - 1-0

Home: 1-0

Date	Loc.	W/L	Score	Att.
# 12/5/1997	Home	W	71-47	3891

Jam Fest Tournament (Fort Collins, Colo.)

TULANE - 0-1

Neutral: 0-1

Date	Loc.	W/L	Score	Att.
@ 11/17/2017	Neutral	L	53-80	N/A

@ Jamaica Classic (Montego Bay, Jamaica)

TULSA - 3-3

Conference: 1-1

Home: 1-1 / Away: 1-2 / Neutral: 1-0

Date	Loc.	W/L	Score	Att.
12/2/1961	Away	W	85-72	
12/10/1966	Home	L	64-77	
# 12/30/1986	Away	L	61-68	8504
* 1/7/1999	Away	L	62-74	8089
* 2/6/1999	Home	W	71-64	4791
@ 12/21/2019	Neutral	W-3ot	111-104	2422

Tulsa Classic (Tulsa, Okla.)

@ BOK Showcase (Tulsa, Okla.)

TWENTIETH CENTURY FOX - 0-1

Neutral: 0-1

Date	Loc.	W/L	Score	Att.
# 3/18/1946	Neutral	L	45-47	

Denver, Colo.

U.S. INTERNATIONAL - 3-0

Home: 2-0 / Away 1-0

Date	Loc.	W/L	Score	Att.
12/11/1979	Home	W	84-77	
11/29/1984	Home	W	86-48	4992
12/17/1984	Away	W	72-41	150

UC DAVIS - 1-0

Home: 1-0

Date	Loc.	W/L	Score	Att.
# 11/13/2009	Neutral	W	91-73	6872

BTT Tip-Off Tournament (Eugene, Ore.)

UC SAN DIEGO - 1-0

Home: 1-0

Date	Loc.	W/L	Score	Att.
12/17/1976	Home	W	101-58	2049

UC SANTA BARBARA - 2-0

Home: 1-0 / Neutral: 1-0

Date	Loc.	W/L	Score	Att.
12/21/1968	Home	W	76-55	
# 11/29/2014	Neutral	W	65-63	3363

GCI Great Alaska Shootout (Anchorage, Alaska)

UCLA - 3-4

Home: 1-0 / Away: 1-4 / Neutral: 1-0

Date	Loc.	W/L	Score	Att.
12/16/1961	Away	W	69-68	
12/8/1962	Home	W-ot	66-65	
# 12/28/1962	Away	L	64-68	11273
12/22/1966	Away (#1)	L	74-84	
12/22/1979	Away (#14)	L	63-86	
% 12/22/1999	Neutral (#18)	W	55-54	578
12/22/2009	Away	L	63-75	6755

Los Angeles Classic (Los Angeles, Calif.)

% Pearl Harbor Classic (Honolulu, Hawaii)

UNLV - 17-41

Conference: 16-30

Home: 12-16 / Away: 5-24 / Neutral: 0-1

Date	Loc.	W/L	Score	Att.
1/12/1979	Home	L	85-90	7132
3/6/1979	Away	L	89-91	6376
1/28/1980	Home	L	62-66	
2/14/1980	Away	L	80-81	
1/12/1981	Home	L	68-76	3267
3/6/1981	Away	L	69-85	3963
1/14/1982	Away	L	54-68	6380
12/1/1984	Home (#20)	L	78-88	9214
* 1/30/1997	Away	W	76-68	13170
* 3/1/1997	Home	W	59-58	7006
* 1/29/1998	Home	W	60-57	7172
* 2/28/1998	Away	L	66-78	14868
* 1/30/1999	Away	L	77-80	14458
* 2/25/1999	Home	L	61-64	4829
* 1/29/2000	Home	L	75-78	5208
* 2/10/2000	Away	L	63-74	11455
* 2/3/2001	Home	W	80-55	6270
* 3/1/2001	Away	W	68-62	10679
* 1/21/2002	Away	L	68-75	9998
* 2/18/2002	Home	L-ot	91-96	2211
* 2/3/2003	Away	L	57-90	10656

Date	Loc.	W/L	Score	Att.
* 3/1/2003	Home	L	67-73	4753
^ 3/15/2003	Away	W	62-61	13942
* 1/26/2004	Home	W-ot	89-83	4362
* 2/21/2004	Away	L	79-94	11300
% 3/12/2004	Neutral	L	73-80	9653
* 1/22/2005	Away	L	77-86	14701
* 2/21/2005	Home	L	79-81	3019
* 1/18/2006	Away	L	57-68	9016
* 2/18/2006	Home	L	72-80	4027
* 1/30/2007	Home	L	59-76	5124
* 3/3/2007	Away	L	47-65	18069
^ 3/9/2007	Away	L	72-88	13891
* 1/5/2008	Home	L	62-65	4023
* 2/9/2008	Away	L	51-68	12946
* 1/14/2009	Home	W	71-69	2757
* 2/14/2009	Away	L	70-89	13529
* 1/20/2010	Home	L	72-80	4353
* 2/20/2010	Away	L	39-70	13626
* 1/19/2011	Away	W	78-63	11266
* 2/9/2011	Home	L	61-68	8745
* 2/1/2012	Away	L	63-82	15053
* 2/29/2012	Home	W	66-59	8371
* 1/19/2013	Home	W	66-61	7626
* 2/20/2013	Away	L	59-61	15910
^ 3/15/2013	Away	L	65-75	18500
* 2/5/2014	Home	W	75-57	3702
* 2/26/2014	Away	L	70-78	13682
* 2/7/2015	Home	W	83-82	7113
* 1/6/2016	Home	W	66-65	3431
* 2/13/2016	Away	L	80-87	11753
* 12/28/16	Home	W	91-77	2464
* 2/4/2017	Away	W	69-49	12434
* 1/20/2018	Home	L	74-79	4383
* 1/2/2019	Away	L	76-78	7881
* 3/9/2019	Home	L	60-65	3505
* 2/1/2020	Home	W	95-77	5057
* 2/18/2020	Away	L	56-80	7509

% MW Tournament (Denver, Colo.)

^ MW Tournament (Thomas & Mack Center - Las Vegas, Nev.)

	CSU	Opp
Most Points Win:	95	96
Most Points Loss:	91	83
Fewest Points Win:	59	61
Fewest Points Loss:	39	49
Margin of Victory:	25	33
Winning Streak:	3	11

USC UPSTATE - 1-0

Home: 1-0

Date	Loc.	W/L	Score	Att.
12/21/2015	Home	W	89-61	2658

UTEP - 27-47

Conference: 22-34

Home: 19-16 / Away: 8-27 / Neutral: 0-4

Date	Loc.	W/L	Score	Att.
12/20/1956	Away	L	61-70	
12/21/1962	Away	W-ot	64-62	
12/11/1964	Home	L	50-63	
2/4/1966	Home (#6)	L	66-68	
2/26/1966	Away (#3)	L	55-72	
1/3/1968	Home	L	70-90	
3/2/1968	Away	L	67-79	
1/11/1969	Home	W	64-63	
2/28/1969	Away	L	58-78	
* 1/8/1970	Home	L	64-77	
* 2/14/1970	Away	L	61-80	
* 1/29/1971	Home	L	68-69	6509
* 2/27/1971	Away	L	74-77	6122
* 1/8/1972	Home	W	63-62	
* 2/10/1972	Away	L	70-77	
* 1/26/1973	Home	L	49-57	
* 2/24/1973	Away	L	44-62	
* 1/25/1974	Away	L	52-53	5000
* 2/23/1974	Home	L	46-58	6476
* 1/10/1975	Away	W	62-44	4950
* 2/15/1975	Home	L	57-60	5568
* 1/10/1976	Home	W	63-62	4096
* 2/13/1976	Away	L	64-82	4275
* 2/5/1977	Away	W	51-46	12100
* 3/4/1977	Home	W	82-57	2257

Date	Loc.	W/L	Score	Att.
* 2/2/1978	Home	W	56-49	4173
* 3/4/1978	Away	W	70-61	9150
* 1/20/1979	Away	L	74-78	6875
* 2/15/1979	Home	W	61-60	4109
* 1/10/1980	Home	L-ot	66-67	
* 2/9/1980	Away	L	66-79	
* 1/10/1981	Home	L	46-75	3287
* 2/12/1981	Away	L	53-63	7373
* 1/30/1982	Away	L	52-56	8175
* 2/11/1982	Home	L	30-49	4687
* 1/15/1983	Away	L	45-61	9216
* 2/10/1983	Home	L	45-46	3515
* 1/19/1984	Home (#5)	W	63-51	5287
* 2/20/1984	Away (#10)	L	55-62	12222
* 1/24/1985	Away	L	45-79	11576
* 3/2/1985	Home	W	73-69	7802
* 1/23/1986	Away (#19)	L	57-65	12222
* 2/20/1986	Home	L	61-64	4417
^ 3/6/1986	Neutral	L	50-58	6194
* 1/16/1987	Home	L	63-65	4713
* 1/22/1987	Away	L-ot	70-74	12222
* 1/28/1988	Away (#18)	L	51-53	11624
* 2/6/1988	Home	W	77-63	7219
* 1/24/1989	Away	L	53-69	12222
* 2/23/1989	Home	W	81-68	9314
@ 3/11/1989	Neutral	L	60-73	5401
* 1/4/1990	Away	W	62-50	11414
* 2/10/1990	Home	W	86-68	8914
* 1/5/1991	Away	L	53-63	8966
* 2/9/1991	Home	W	51-48	8010
* 2/6/1992	Away (#25)	L	50-78	8206
* 2/29/1992	Home	L	68-86	7325
% 3/12/1992	Home	L	65-66	4203
* 1/23/1993	Away	L	61-63	8368
* 2/13/1993	Home	W	82-77	7351
@ 3/11/1993	Neutral	L	65-70	9701
* 1/22/1994	Home	W	74-64	8810
* 2/10/1994	Away	L	78-81	8149
* 1/14/1995	Away	L	72-85	12222
* 2/18/1995	Home	W	83-74	6386
* 1/13/1996	Home	W	66-62	6314
* 2/17/1996	Away	W	77-76	8007
* 1/10/1998	Home	W	80-67	6491
* 2/5/1998	Away	W	64-58	7452
& 12/28/2011	Away	W	56-53	8534
1/2/2013	Home	W	62-58	3571
1/19/2013	Away	L	74-82	7137
12/3/2014	Home	W	65-62	3480
~ 11/28/2015	Neutral	L-2ot	90-99	274

^ WAC Tournament (Laramie, Wyo.)

@ WAC Championship (Salt Lake City, Utah)

% WAC Tournament (Fort Collins, Colo.)

& Don Haskins Sun Bowl Invitational (El Paso, Texas)

~ Corpus Christi Coastal Classic (Corpus Christi, Texas)

	CSU	Opp
Most Points Win:	86	99
Most Points Loss:	90	77
Fewest Points Win:	51	46
Fewest Points Loss:	30	44
Margin of Victory:	25	20
Winning Streak:	7	8

UTAH - 46-99

Conference: 41-91

Date	Loc.	W/L	Score	Att.
* 2/13/1948	Away	L	33-57	
* 1/7/1949	Home	L	51-54	
* 1/8/1949	Home	L	35-58	
* 1/17/1949	Away	L	37-69	
* 2/28/1949	Away (#16)	L	46-72	
* 1/6/1950	Home	L	52-56	
* 1/7/1950	Home	L	40-48	
* 2/24/1950	Away	L	38-52	
* 2/25/1950	Away	L	42-52	
* 1/5/1951	Away	W	48-46	
* 1/6/1951	Away	L	43-57	
* 2/2/1951	Home	L	36-40	
* 2/3/1951	Home	L	51-55	
* 1/18/1952	Away	L	54-58	
* 1/25/1952	Home (#17)	W	55-43	
* 1/23/1953	Away	L	64-71	
* 2/27/1953	Home	W	67-54	
* 2/12/1954	Home	W	66-62	
* 2/26/1954	Away	W	70-66	
* 1/22/1955	Home (#10)	L	69-70	
* 2/26/1955	Away (#8)	L	51-66	
* 2/3/1956	Home	W	62-59	
* 3/1/1956	Away	L	60-91	
* 1/31/1957	Away	L	60-86	
* 3/1/1957	Home	L	64-74	
* 2/7/1958	Home	W	62-44	
* 3/8/1958	Away	L	79-105	
* 2/5/1959	Away	L	48-68	
* 3/7/1959	Home (#16)	L	61-68	
* 2/5/1960	Home (#7)	L	76-86	
* 3/5/1960	Away (#6)	L	83-87	
* 2/2/1961	Away	L	58-69	
* 3/4/1961	Home	W	50-49	
^ 3/11/1961	Neutral	L	51-55	
* 2/3/1962	Home	W	74-59	
* 3/1/1962	Away	L	68-86	
1/26/1963	Away	W	72-54	4143
1/25/1964	Away	L	78-78	
1/30/1967	Home	W	82-73	
2/2/1967	Away	L	68-78	
% 12/28/1968	Away	W	70-58	
* 2/7/1970	Home	W	89-77	
* 2/19/1970	Away	W	83-69	
* 1/16/1971	Away	L	78-80	11806
* 2/19/1971	Home	W	101-86	7501
* 1/29/1972	Home	W	91-73	
* 2/25/1972	Away	W	68-66	
@ 12/30/1972	Neutral	L	63-67	
* 1/6/1973	Away	L	60-63	
* 2/9/1973	Home	L-ot	65-69	
* 2/1/1974	Home	L	68-76	7956
* 2/28/1974	Away	L	82-83	8421
* 2/8/1975	Away	L	63-71	10822
* 3/7/1975	Home	W	85-64	4385
* 2/6/1976	Home	L	75-82	4197
* 3/6/1976	Away	L	77-88	8431
* 1/15/1977	Away	L-ot	64-67	13126
* 2/10/1977	Home	L	68-69	5675
* 1/12/1978	Home	W	72-64	5470
* 2/11/1978	Away	L	67-76	14637
* 1/27/1979	Home	L	75-96	4407
* 2/22/1979	Away	L	63-72	11810
* 1/18/1980	Away	W	83-79	
* 2/23/1980	Home	L	84-98	4831
* 1/24/1981	Away (#14)	L	56-86	12429
* 2/26/1981	Home (#7)	L	50-73	3587
* 1/9/1982	Home	L	55-64	5917
* 2/5/1982	Away	L	57-67	11304
* 1/24/1983	Home	L	58-79	4816
* 2/19/1983	Away	L	49-57	12019
* 1/26/1984	Away	W	56-54	11073
* 2/27/1984	Home	W	66-59	5103
* 1/7/1985	Home	W	77-69	6186
* 2/16/1985	Away	W-ot	90-87	10312
* 1/16/1986	Home	L	54-59	4681
* 3/1/1986	Away	L	64-80	11477
* 1/3/1987	Away	L	48-78	9623
* 1/29/1987	Home	W	59-58	3112
* 1/14/1988	Home	L	40-42	4872
* 2/1/1988	Away	L	46-62	9490
# 3/10/1988	Neutral	W	78-68	8329
* 1/19/1989	Home	W	63-49	8793
* 3/2/1989	Away	W	75-64	10339
~ 3/9/1989	Away	W	52-50	7174
* 1/20/1990	Home	W	57-51	9170

Date	Loc.	W/L	Score	Att.
* 1/29/1990	Away	L	37-44	10304
* 1/24/1991	Away	L	51-55	12670
* 2/21/1991	Home	L	56-67	8691
* 1/18/1992	Away	W	67-48	15043
* 2/15/1992	Home	W	81-72	7482
* 1/30/1993	Home (#17)	W	78-69	7109
* 2/6/1993	Away (#21)	L	71-84	15610
* 1/27/1994	Away	W	71-70	11795
* 2/3/1994	Home	W	74-69	7113
* 1/21/1995	Home	L	79-91	8313
* 2/11/1995	Away	L	57-92	13824
* 1/18/1996	Away	L-ot	82-86	13802
* 2/10/1996	Home	L	73-78	8951
& 3/8/1996	Neutral	L	69-71	12222
* 1/4/1997	Away	L	63-84	14296
* 2/8/1997	Home	L	67-82	8417
* 1/5/1998	Away	L	51-65	13539
* 2/14/1998	Home	L	48-60	8268
* 1/24/2000	Away	L	70-76	12970
* 2/26/2000	Home	W	60-49	5628
* 1/22/2001	Home	W	73-65	4896
* 2/19/2001	Away	L	45-67	12973
* 2/2/2002	Away	L	62-67	12284
* 2/28/2002	Home	L	62-72	2532
+ 3/7/2002	Neutral	L	66-69	
* 2/8/2003	Home	L	66-71	7119
* 3/6/2003	Away	W	66-65	11594
* 1/19/2004	Away	L	49-67	10745
* 2/14/2004	Home	L	70-80	5519
* 1/17/2005	Home	L	52-75	4719
* 2/12/2005	Away	L	50-64	12428
^^ 3/10/2005	Neutral	L	49-62	7603
* 1/14/2006	Home	W	84-78	6680
* 2/15/2006	Away	W-ot	69-61	10978
* 1/9/2007	Home	W	73-57	3642
* 2/7/2006	Away	L	77-82	9185
* 2/2/2008	Home	L	52-67	3505
* 3/4/2008	Away	L	61-82	9075
* 1/17/2009	Away	L	66-82	10235
* 1/18/2009	Home	L-ot	79-89	2246
* 2/3/2010	Away	W	65-50	8110
* 3/6/2010	Home	W	76-67	3832
* 1/29/2011	Away	W	74-68	9132
* 3/2/2011	Home	W	78-65	5581

UTAH STATE - 39-58
Conference: 21-41
Home: 28-20 / Away: 11-36 / Neutral: 0-2

Date	Loc.	W/L	Score	Att.
* 1/15/1938	Home	L	34-57	
* 1/29/1938	Away	L	52-62	
* 1/13/1939	Away	L	37-44	
* 1/21/1939	Home	L	34-52	
* 2/24/1940	Home	W	56-52	
* 3/1/1940	Away	L	42-58	
* 1/17/1941	Away	L	27-34	
* 1/25/1941	Home	W	40-31	
* 1/31/1942	Away	L	34-47	
* 2/6/1942	Home	L	26-41	
* 1/28/1946	Away	W	43-36	
* 2/8/1946	Home	L	34-35	
* 2/1/1947	Away	L	38-55	
* 2/7/1947	Home	L	35-43	
* 2/14/1948	Away	L	33-64	
* 2/21/1948	Home	W	65-51	
* 1/14/1949	Away	L	43-50	
* 1/15/1949	Away	L	52-64	
* 1/31/1949	Home	W	57-55	
* 3/4/1949	Home	W	63-62	

Date	Loc.	W/L	Score	Att.
* 1/9/1950	Home	L	33-38	
* 2/6/1950	Away	L	46-48	
* 2/17/1950	Home	L	36-49	
* 2/27/1950	Away	L	48-53	
* 1/8/1951	Away	L	14-23	
* 1/22/1951	Home	W	60-59	
* 2/12/1951	Away	L	49-50	
* 2/16/1951	Home	W	67-64	
* 1/11/1952	Home	L	41-46	
* 2/14/1952	Away	L	62-85	
* 1/10/1953	Home	W-ot	78-76	
* 2/12/1953	Away	L	61-74	
* 1/9/1954	Home	W	68-60	
* 1/30/1954	Home	L	58-64	
* 1/6/1955	Away	L	65-85	
* 2/11/1955	Home	L	66-72	
* 1/14/1956	Away	L	58-79	
* 2/18/1956	Home	L	80-84	
* 1/12/1957	Home	W	89-72	
* 2/16/1957	Away	W	67-65	
* 1/18/1958	Away	W	84-62	
* 2/21/1958	Home	W	74-56	
* 1/17/1959	Home	L	77-88	
* 2/20/1959	Away	L	74-81	
* 1/16/1960	Away (#12)	L	65-73	
* 2/19/1960	Home (#7)	W	68-60	
* 1/14/1961	Home	W	81-44	
* 2/17/1961	Away	W	64-60	
* 1/12/1962	Away	L	59-69	
* 2/17/1962	Home	L	70-77	
1/19/1963	Away	L	68-75	
3/2/1963	Home	W	67-60	3319
1/24/1964	Away	L	70-85	
2/15/1964	Home	L-ot	84-85	
1/16/1965	Away	W	89-78	
2/20/1965	Home	W	89-74	
1/15/1966	Away	W	72-63	
2/25/1966	Home	W	74-64	
1/21/1967	Away	L	70-83	
2/25/1967	Home	W	80-75	
1/20/1968	Home	W	80-74	
2/17/1968	Away	L	75-96	
1/4/1969	Away	L	73-83	
2/17/1969	Home	W	70-60	
1/22/1970	Home	W	80-66	
12/30/1971	Home	W	81-68	
2/28/1972	Away	L	84-93	
1/24/1972	Away	L	54-63	
1/13/1973	Home	W	87-70	
12/17/1973	Away	L	67-74	7028
1/9/1974	Home	W	63-61	7453
12/13/1974	Away	L	70-71	4386
1/16/1975	Home	L	71-76	7500
12/20/1975	Away	L	81-87	6112
1/14/1976	Home	L	62-72	3652
1/19/1976	Away	L	57-58	8320
2/21/1977	Home	W	75-67	3875
1/18/1977	Away	L	66-83	9461
2/20/1978	Home	W	63-62	4150
12/3/1993	Home	W	78-65	7101
12/14/1996	Away	W	62-59	6198
1/3/1998	Home	W	68-59	5131
12/5/1998	Away	W	64-61	9184
* 1/15/2014	Away	L	50-57	9766
* 2/11/2014	Home	L	62-71	3909
^ 3/12/2014	Neutral	L	69-73	5824
* 3/7/2015	Away	W	75-70	10270
* 1/16/2016	Home	L	92-96	3752
* 2/17/2016	Away	L	59-72	9377
* 1/21/2017	Away	W	64-58	8854
* 2/7/2017	Home	W	69-52	2763
* 1/10/2018	Away	W	84-75	6144
^ 3/7/2018	Neutral	L	65-76	N/A
* 1/19/2019	Away	L	72-87	7509
* 3/5/2019	Home	L-ot	96-100	2548
* 1/25/2020	Away	L	61-77	9791
* 2/11/2020	Home	L	72-75	4038

	CSU	Opp
Most Points Win:	89	100
Most Points Loss:	96	78
Fewest Points Win:	40	23
Fewest Points Loss:	14	31
Margin of Victory:	37	23
Winning Streak:	5	5

(1978-98) (1974-76)

GENERAL
THE RAMS
2019-20 REVIEW
HISTORY
UNIVERSITY
OPPONENTS

UTAH VALLEY - 1-0

Home: 1-0

Date	Loc.	W/L	Score	Att.
12/11/2019	Home	W	92-61	3168

VALPARAISO - 0-1

Neutral: 0-1

Date	Loc.	W/L	Score	Att.
# 12/28/2000	Neutral	L	47-61	10020
# Indiana Classic (Indianapolis, Ind.)				

VERMONT - 1-0

Neutral: 1-0

Date	Loc.	W/L	Score	Att.
# 12/29/2008	Neutral	W	82-76	5549
# Outrigger Hotels Rainbow Classic (Honolulu, Hawaii)				

VILLANOVA - 0-1

Neutral: 0-1

Date	Loc.	W/L	Score	Att.
# 12/28/1965	Neutral	L	57-68	
# Holiday Festival (New York, N.Y.)				

VIRGINIA TECH - 1-0

Neutral: 1-0

Date	Loc.	W/L	Score	Att.
# 12/23/2012	Neutral	W	88-52	
# Continental Tires Las Vegas Classic (Las Vegas, Nev.)				

WASHINGTON - 2-1

Home: 1-0 / Away: 1-1

Date	Loc.	W/L	Score	Att.
12/11/1962	Away	L	59-64	
12/23/1963	Home	W	82-52	
11/24/2012	Away	W	73-55	7409

WASHINGTON STATE - 9-1

Home: 3-1 / Away: 4-0 / Neutral: 2-0

Date	Loc.	W/L	Score	Att.
12/16/1946	Home	L	31-57	
12/17/1957	Away	W	57-54	
11/30/1962	Away	W	77-47	
12/21/1963	Home	W	96-60	
# 12/29/1977	Neutral	W	47-46	7785
12/30/1999	Home	W	74-61	4972
@ 11/25/2000	Away	W	78-64	2846
11/20/2001	Away	W	79-75	1764
12/14/2002	Home	W	90-79	3615
11/27/2019	Neutral	W	79-69	1023
# Far West Classic (Portland, Ore.)				
@ Spokane, Wash.				
# Cayman Islands Classic (George Town, Grand Cayman)				

WEBER STATE - 2-5

Home: 2-2 / Away: 0-2 / Neutral: 0-1

Date	Loc.	W/L	Score	Att.
12/11/1967	Home	L	61-71	
1/22/1968	Away	L	73-88	
12/8/1973	Home	W	75-68	5843
12/16/1974	Away	L	58-67	3579
# 12/2/1995	Home	L	58-66	5740
% 11/25/2001	Neutral	L	69-72	347
11/16/2013	Home	W	88-67	4133
# Bank One-Foothills Dodge Ram Classic (Fort Collins, Colo.)				
% Big Island Invitational (Hilo, Hawaii)				

WEST ALABAMA - 1-0

Home: 1-0

Date	Loc.	W/L	Score	Att.
12/3/2002	Home	W	82-50	1609

WEST TEXAS A&M - 9-2

Home: 7-0 / Away: 2-2

Date	Loc.	W/L	Score	Att.
1/7/1967	Home	W	90-72	
1/8/1968	Away	W	99-88	
2/3/1968	Home	W	90-72	
2/8/1969	Home	W	55-53	
3/1/1969	Away	L	66-74	
12/12/1970	Home	W	117-93	5520

12/30/1970	Away	L	63-80	4000
12/17/1977	Home	W	101-70	2615
12/9/1978	Away	W	69-65	2932
11/27/1993	Home	W	102-62	5825
12/29/1995	Home	W	94-64	4527

WESTERN MICHIGAN - 3-0

Home: 1-0 / Away: 1-0 / Neutral: 1-0

Date	Loc.	W/L	Score	Att.
12/29/1994	Home	W	79-75	5111
12/22/1995	Away	W	78-77	1058
% 12/20/2005	Neutral	W	87-69	6957
% Rainbow Classic (Honolulu, Hawaii)				

WESTERN STATE - 6-3

Conference: 2-2

Home: 6-3

Date	Loc.	W/L	Score	Att.
* 1/19/1929	Home	W	35-30	
* 1/21/1929	Home	W	42-28	
* 3/1/1930	Home	L	23-40	
* 3/3/1930	Home	L	40-52	
1/2/1941	Home	W	39-24	
1/3/1941	Home	W	39-30	
12/18/1941	Home	W	40-27	
12/19/1941	Home	L	29-30	
12/29/2007	Home	W	87-47	2647

WHITWORTH - 1-1

Away: 1-1

Date	Loc.	W/L	Score	Att.
12/26/1951	Away	W	74-68	
12/27/1951	Away	L	69-71	

WICHITA STATE - 1-8

Home: 1-3 / Away: 0-5

Date	Loc.	W/L	Score	Att.
12/20/1938	Away	L	28-45	
12/19/1939	Home	W	50-49	
12/16/1948	Home	L	42-50	
# 12/30/1954	Away	L	59-81	
12/1/1961	Away	L	36-64	
# 12/6/1980	Away	L	34-53	10585
1/10/1983	Away	L	48-72	10534
11/29/1983	Home (#18)	L	54-64	4473
% 12/3/16	Home	L	67-82	6918
# Wichita Tournament/Shocker Classic (Wichita, Kan.)				
% Mountain West-Missouri Valley Challenge (Home sites)				

WILLIAM & MARY - 0-1

Neutral: 0-1

Date	Loc.	W/L	Score	Att.
# 12/28/1985	Neutral	L	39-61	8137
# Krystal Classic (Chattanooga, Tenn.)				

WINSTON-SALEM STATE - 1-0

Neutral: 1-0

Date	Loc.	W/L	Score	Att.
# 11/14/2009	Neutral	W	57-40	6748
# BTT Tip-off Tournament (Eugene, Ore.)				

WINTHROP - 1-0

Home: 1-0

Date	Loc.	W/L	Score	Att.
@ 11/14/2017	Home	W	80-76	2697
@ Jamaica Classic (Home site game)				

WISCONSIN-GREEN BAY - 2-2

Home: 2-0 / Away: 0-2

Date	Loc.	W/L	Score	Att.
1/2/1984	Away	L	34-47	892
11/25/1985	Home	W	76-66	4317
1/9/1988	Home	W	55-47	5182
12/27/1988	Away	L	43-58	5625

WISCONSIN-LA CROSSE - 1-0

Home: 1-0

Date	Loc.	W/L	Score	Att.
1/4/1979	Home	W	87-70	4869

WISCONSIN-MILWAUKEE - 1-0

Home: 1-0

Date	Loc.	W/L	Score	Att.
2/11/1974	Home	W	98-72	5114

WISCONSIN-STEVENS POINT - 0-1

Home: 0-1

Date	Loc.	W/L	Score	Att.
1/3/1983	Home	L	56-67	3317

WYOMING - 96-137

Conference: 69-117

Home: 53-56 / Away: 40-76 / Neutral: 3-5

Date	Loc.	W/L	Score	Att.
1/27/1911	Away	W	20-17	
2/24/1911	Home	W	31-12	
1/26/1912	Away	W	19-16	
2/24/1912	Home	L	13-16	
1/18/1913	Away	W	23-21	
2/18/1913	Home	W	32-13	
1/23/1914	Away	W	34-10	
2/23/1914	Home	W	45-16	
1/16/1915	Away	W	21-19	
2/16/1915	Home	W	26-16	
1/17/1916	Away	W	42-34	
2/23/1916	Home	L	26-34	
1/19/1917	Away	W	18-12	
1/20/1917	Away	W	34-5	
2/10/1917	Home	W	42-23	
1/17/1918	Home	W	29-18	
1/24/1919	Away	L	8-32	
1/25/1919	Away	L	17-23	
1/17/1920	Home	L	10-30	
2/6/1920	Away	L	9-16	
2/11/1921	Home	W	16-12	
2/12/1921	Home	L	18-20	
2/10/1988	Away	L	16-18	
2/11/1922	W	19-8		
* 2/8/1924	Home	W	29-16	
* 2/9/1924	Home	W	28-21	
* 2/27/1925	Away	L	15-32	
* 2/28/1925	Away	L	10-43	
* 2/9/1926	Away	L	14-34	
* 2/27/1926	Home	L	23-36	
* 2/5/1927	Home	L	31-37	
* 2/26/1927	Away	L	25-34	
* 2/24/1928	Away	L	22-53	
* 2/25/1928	Away	L	31-60	
* 2/22/1929	Home	L	34-44	
* 2/23/1929	Home	L	39-53	
* 1/18/1930	Away	L	28-46	
* 1/19/1930	Away	L	36-56	
* 2/20/1931	Away	L	41-43	
* 2/21/1931	Away	L	22-43	
* 2/19/1932	Home	L	29-34	
* 2/20/1932	Home	L	25-30	
* 2/24/1933	Away	L	28-57	
* 2/25/1933	Away	L	38-56	
* 2/23/1934	Home	L	21-39	
* 2/24/1934	Home	L	15-41	
* 2/22/1935	Away	L	20-26	
* 2/23/1935	Away	L	32-34	
* 2/21/1936	Home	L	24-34	
* 2/22/1936	Home	L	21-31	
* 2/19/1937	Away	L	32-33	
* 2/20/1937	Away	L	27-31	
* 2/18/1938	Away	L	30-45	
* 2/26/1938	Home	W	46-37	
* 2/3/1939	Home	L	30-35	
* 2/24/1939	Away	W	46-45	
* 1/12/1940	Home	L	35-39	
* 2/2/1940	Away	L	40-43	
* 2/7/1941	Home	L	34-50	
* 2/28/1941	Away	L	27-44	
* 2/14/1942	Away	L	37-61	
* 3/7/1942	Home	L	43-45	
* 1/22/1943	Home	L	42-66	
* 1/23/1943	Away	L	23-49	
* 2/12/1943	Away	L	34-57	
* 2/13/1943	Home	L	40-65	
* 2/9/1945	Home	L	32-43	

Date	Loc.	W/L	Score	Att.
* 3/2/1945	Away	L	32-45	
* 2/16/1946	Away	L	43-64	
* 3/9/1946	Home	L	41-55	
* 1/14/1947	Away	L	30-60	
* 3/8/1947	Home	L	38-52	
* 1/17/1948	Home	L	34-52	
* 2/28/1948	Away	L	37-62	
* 1/28/1949	Home	L	39-56	
* 2/9/1949	Home	L	41-53	
* 2/11/1949	Away (#19)	L	43-56	
* 2/12/1949	Away (#19)	L	29-39	
# 12/8/1949	Neutral	L	44-49	
* 1/3/1950	Home	L	38-41	
* 1/20/1950	Home	L	41-46	
* 1/21/1950	Away	L	45-56	
* 3/7/1950	Away	L	41-50	
~ 12/28/1950	Neutral (#14)	L	50-62	
* 1/12/1951	Home (#10)	L	47-56	
* 1/13/1951	Away (#10)	L	58-75	
* 1/26/1951	Away (#20)	L	34-54	
* 1/27/1951	Home (#20)	W	62-38	
* 1/31/1952	Home	L	45-58	
* 3/5/1952	Away (#16)	L	57-89	
* 2/7/1953	Away	L	52-71	
* 3/6/1953	Home	L	53-54	
* 2/5/1954	Home	W	47-43	
* 3/5/1954	Away	L	44-52	
* 2/5/1955	Home	W	55-49	
* 3/5/1955	Away	L	46-69	
* 1/28/1956	Home	W	66-56	
* 2/11/1956	Away	W	66-55	
* 1/26/1957	Home	W	64-49	
* 2/9/1957	Away	L	56-65	
* 2/1/1958	Home	L	61-67	
* 3/1/1958	Away	L	62-70	
* 1/31/1959	Home	W	78-60	
* 2/28/1959	Away	W	80-74	
* 1/30/1960	Home	W	69-50	
* 2/27/1960	Away	W	64-63	
* 1/28/1961	Home	W	73-55	
* 2/25/1961	Away	W	61-38	
* 1/26/1962	Home	W	56-50	
* 2/24/1962	Away	W	58-54	
* 1/4/1963	Home	W	91-70	3000
* 1/12/1963	Away	W	75-69	3837
* 2/7/1964	Away	W	66-56	
* 2/8/1964	Home	W	73-68	
* 1/23/1965	Away	L	68-77	
* 2/6/1965	Home	W	82-77	
+ 12/4/1965	Neutral	W	75-69	
* 1/22/1966	Away	L	55-70	
* 2/12/1966	Home	W	75-68	
* 1/14/1967	Away	L-ot	72-75	
* 2/11/1967	Home	W	69-57	
* 1/26/1968	Home	L	68-84	
* 2/10/1968	Away	L	67-74	
* 1/25/1969	Away	W	78-68	
* 1/31/1969	Home	L	74-76	11324
* 1/15/1970	Home	L	87-88	
* 1/17/1970	Away	L	77-79	
* 1/23/1971	Home	W	74-51	7521
* 2/6/1971	Away	W	88-78	7305
* 1/22/1972	Away	W	68-66	
* 2/5/1972	Home	W	80-70	
* 1/20/1973	Home	W	61-59	
* 2/17/1973	Away	W	60-54	
* 1/19/1974	Away	W	57-46	5219
* 2/16/1974	Home	W	76-67	8800
* 1/18/1975	Home	W	78-60	8500
* 2/22/1975	Away	L	61-65	5476
* 1/24/1976	Away	W	51-41	6109
* 2/21/1976	Home	W	61-57	4093
* 1/22/1977	Home	L-ot	64-74	8872
* 2/19/1977	Away	L	63-65	8199
* 1/21/1978	Away	W	79-63	8208
* 2/18/1978	Home	W	82-70	6660
* 2/2/1979	Home	W	45-42	9239
* 3/3/1979	Away	L	65-70	9135
* 3/1/1980	Away	W	51-49	
* 3/3/1980	Home	L-ot	64-67	

Date	Loc.	W/L	Score	Att.
* 1/17/1981	Home	L	54-85	8976
* 2/21/1981	Away	L	40-68	8665
* 1/2/1982	Away	L	31-51	7410
* 2/27/1982	Home	L	57-63	9489
* 2/5/1983	Home	W	50-48	8125
* 3/25/1983	Away	L	39-49	5109
* 1/14/1984	Home	L	63-69	7982
* 2/9/1984	Away	L	51-67	8186
@ 3/7/1984	Away	L	36-40	4186
* 1/31/1985	Away	L	53-54	7662
* 2/22/1985	Home	W	83-68	8582
* 2/1/1986	Home	L	66-68	9600
* 2/22/1986	Away	L	70-77	11533
* 1/6/1987	Away	W	74-69	9391
* 2/14/1987	Home	L-3ot	78-81	9814
* 1/23/1988	Home (#17)	W	54-49	10187
* 2/20/1988	Away (#19)	L	50-57	15208
% 3/1/1988	Neutral (#14)	L	58-60	16032
* 2/4/1989	Home	W	58-48	9981
* 2/25/1989	Away	W	62-59	11119
* 1/15/1990	Away	W	65-57	11381
* 2/3/1990	Home	L	67-71	10001
* 1/8/1991	Home	L	63-75	9507
* 2/26/1991	Away	W	71-68	8925
* 1/28/1992	Home	W	68-67	8601
* 3/7/1992	Away	L	65-83	8712
* 1/16/1993	Home	W	92-77	8364
* 2/20/1993	Away	L	66-77	8142
* 1/15/1994	Away	L	58-73	10258
* 2/19/1994	Home	L	72-74	9235
* 1/7/1995	Home	L	69-70	8016
* 2/25/1995	Away	L	73-80	10503
* 1/10/1996	Away	W	68-63	7042
* 2/24/1996	Home	W	80-66	8211
* 1/11/1997	Home	W	78-71	6634
* 2/6/1997	Away	L-ot	65-67	6701
* 1/24/1998	Away	W	53-46	11014
* 2/21/1998	Home	L-ot	64-69	8652
* 1/23/1999	Home	W	91-83	8097
* 2/20/1999	Away	W	80-75	12009
* 1/15/2000	Away	W	77-71	10211
* 3/4/2000	Home	W	79-78	8712
^ 3/9/2000	Neutral	L	68-74	7124
* 1/13/2001	Home	L-ot	69-70	8130
* 2/10/2001	Away	L	70-72	15456
* 1/12/2002	Away	L	72-95	13183
* 2/9/2002	Home	L-ot	69-72	8617
* 1/25/2003	Home	L	77-79	8745
* 2/22/2003	Away	L	60-62	15039
^ 3/13/2003	Neutral	W	74-71	13432
* 1/31/2004	Home	W-ot	75-74	8619
* 2/28/2004	Away	L	61-67	9812
* 1/29/2005	Away	L	56-69	10025
* 2/26/2005	Home	W-ot	96-94	7842
* 1/25/2006	Home	L	67-72	8289
* 2/25/2006	Away	W	80-78	7856
* 1/24/2007	Away	L	70-75	7558
* 2/24/2007	Home	W	86-68	8597
* 1/26/2008	Away	L	58-73	6024
* 2/27/2008	Home	L	67-77	4679
^ 3/12/2008	Neutral	W	68-63	4190
* 1/24/2009	Away	L	74-83	7014
* 2/25/2009	Home	L	79-82	5556
* 1/6/2010	Away	W	83-73	4397
* 2/6/2010	Home	W	80-64	5277
* 1/4/2011	Home	W	73-60	4060
* 2/5/2011	Away	W	59-56	5453
* 1/21/2012	Away	L	51-70	7901
* 2/18/2012	Home	W	54-46	8745
* 2/2/2013	Home	W	65-46	8745
* 3/6/2013	Away	W	78-56	6803
* 2/22/2014	Home	W	82-67	6590
* 3/8/2014	Away	L	75-83	6734
* 1/7/2015	Home	L	54-60	8018
* 2/4/2015	Away	L	48-59	8672
* 1/30/2016	Away	L	76-83	8148
* 2/20/2016	Home	L	66-84	7067
* 2/14/2017	Away	W	78-73	5812
* 2/28/2017	Home	W	78-78	7883
* 1/13/2018	Away	W	78-73	7014

Date	Loc.	W/L	Score	Att.
* 1/31/2018	Home	L-2ot	86-91	4177
* 2/9/2019	Away	L	66-74	5055
* 2/23/2019	Home	W	83-48	5026
* 1/4/2020	Home	W	72-61	3534
* 2/15/2020	Away	W	77-70	4135
^ 3/4/2020	Neutral	L	74-80	5198

Conference Tournament (Denver, Colo.)
 ~ Denver Tournament (Denver, Colo.)
 + Mile High Classic (Denver, Colo.)
 @ WAC Tournament (Laramie, Wyo.)
 % WAC Tournament (Provo, Utah)
 ^ MW Tournament (Thomas & Mack Center - Las Vegas, Nev.)

	CSU	Opp
Most Points Win:	96	95
Most Points Loss:	87	94
Fewest Points Win:	16	16
Fewest Points Loss:	8	5
Margin of Victory:	29	33
Winning Streak:	12	31
	(1959-64)	(1940-51)

XAVIER - 1-0

Neutral: 1-0

Date	Loc.	W/L	Score	Att.
# 12/27/1960	Neutral	W	71-65	

Motor City Tournament (Calihan Hall - Detroit, Mich.)

YALE - 2-0

Home: 1-0 / Neutral: 1-0

Date	Loc.	W/L	Score	Att.
# 11/30/2000	Neutral	W	83-47	3100
12/31/2009	Home	W	93-71	2498

Phoenix Classic (Hartford, Conn.)

GENERAL


THE RAMS

2019-20 REVIEW

HISTORY

UNIVERSITY

OPPONENTS



Martin Hess

America East Conference				
School	Overall	H	A	N
Vermont	1-0	-	-	1-0

American Athletic Conference				
School	Overall	H	A	N
East Carolina	1-1	1-0	0-1	-
Houston	1-1	1-0	-	0-1
South Florida	2-0	1-0	1-0	-
SMU	3-4	1-0	0-2	2-2
Tulane	0-1	-	-	0-1
Tulsa	3-3	1-1	1-2	1-0
Wichita State	1-8	1-3	0-5	-
Totals	11-18	6-4	2-10	3-4

Atlantic 10 Conference				
School	Overall	H	A	N
Dayton	1-0	-	-	1-0
Duquesne	0-1	-	0-1	-
Fordham	0-1	-	-	0-1
Massachusetts	1-0	-	-	1-0
St. Bonaventure	2-1	1-0	1-0	0-1
Saint Louis	0-1	-	-	0-1
Totals	4-4	1-0	1-1	2-3

Atlantic Coast Conference				
School	Overall	H	A	N
Boston College	1-1	-	-	1-1
Duke	0-3	-	0-2	0-1
Florida State	0-2	-	-	0-2
Georgia Tech	0-1	0-1	-	-
Louisville	0-1	-	-	0-1
North Carolina	1-1	-	0-1	1-0
Syracuse	0-1	-	-	0-1
Virginia Tech	1-0	-	-	1-0
Totals	3-10	0-1	0-3	3-6

Atlantic Sun Conference				
School	Overall	H	A	N
Florida Gulf Coast	1-0	-	1-0	-
Jacksonville	1-0	-	1-0	-
North Florida	1-0	1-0	-	-
Stetson	2-0	1-0	1-0	-
Totals	5-0	2-0	3-0	

Big 12 Conference				
School	Overall	H	A	N
Baylor	3-4	2-0	1-3	0-1
Iowa State	1-5	0-2	1-2	0-1
Kansas	0-1	-	0-1	-
Kansas State	5-9	5-2	0-7	-
Oklahoma	1-2	-	1-2	-
Oklahoma State	1-4	1-1	0-2	0-1
TCU	11-11	7-3	2-8	2-0
Texas	0-2	-	0-1	0-1
Texas Tech	3-5	1-2	1-2	1-1
Totals	25-43	16-10	6-28	3-5

Big East Conference				
School	Overall	H	A	N
Creighton	1-3	1-1	0-2	-
Villanova	0-1	-	-	0-1
Xavier	1-0	-	-	1-0
Totals	2-4	1-1	0-2	1-1

Big Sky Conference				
School	Overall	H	A	N
Eastern Washington	5-0	4-0	1-0	-
Idaho	5-7	2-1	3-6	-
Idaho State	13-7	8-1	5-5	0-1
Montana	21-14	16-3	4-11	1-0
Montana State	12-4	8-2	4-2	-
Northern Arizona	2-2	2-0	0-1	0-1
Northern Colorado	69-36	50-12	18-24	1-0
Portland State	5-0	2-0	2-0	1-0
Sacramento State	5-0	4-0	1-0	-
Weber State	2-5	2-2	0-2	0-1
Totals	139-75	98-21	38-51	3-3

Big South Conference				
School	Overall	H	A	N
Charleston Southern	1-0	1-0	-	-
Gardner-Webb	2-1	2-0	0-1	-
USC Upstate	1-0	1-0	-	-
Winthrop	1-0	1-0	-	-
Totals	5-1	5-0	0-1	-

Big Ten Conference				
School	Overall	H	A	N
Indiana	0-2	-	0-1	0-1
Iowa	2-2	1-0	0-2	1-0
Michigan	1-2	1-1	0-1	-
Michigan State	0-1	-	-	0-1
Minnesota	1-4	1-1	0-3	-
Nebraska	3-7	2-2	0-5	1-0
Northwestern	1-2	0-1	0-1	1-0
Ohio State	0-1	-	-	0-1
Penn State	1-0	-	-	1-0
Purdue	1-4	1-1	0-3	-
Rutgers	1-0	-	-	1-0
Totals	11-25	6-6	0-16	5-3

Big West Conference				
School	Overall	H	A	N
Cal Poly	1-0	1-0	-	-
Cal State Fullerton	5-2	5-0	0-1	0-1
Cal State Northridge	4-0	4-0	-	-
Hawai'i	23-21	15-4	6-15	2-2
Long Beach State	3-3	2-1	1-2	-
UC Davis	1-0	1-0	-	-
UC Santa Barbara	2-0	1-0	-	1-0
Totals	39-26	29-5	7-18	3-3

Colonial Athletic Association				
School	Overall	H	A	N
Charleston	1-0	1-0	-	-
Drexel	1-1	0-1	-	1-0
Northeastern	1-0	-	-	1-0
William & Mary	0-1	-	-	0-1
Totals	3-2	1-1	-	2-1

Conference USA				
School	Overall	H	A	N
Florida Atlantic	1-0	1-0	-	-
Marshall	2-1	1-0	0-1	1-0
North Texas	4-2	3-0	1-2	-
Rice	5-3	3-0	2-2	0-1
Southern Miss	2-1	0-1	-	2-0
Texas-San Antonio	1-0	1-0	-	-
UTEP	27-47	19-16	8-27	0-4
Totals	42-54	28-17	11-32	3-5

Horizon League

School	Overall	H	A	N
Cleveland State	4-0	2-0	1-0	1-0
Detroit Mercy	0-2	-	0-2	-
Illinois-Chicago	1-1	1-0	0-1	-
IUPUI	1-1	1-0	0-1	-
Oakland	1-0	1-0	-	-
Wisconsin-Green Bay	2-2	2-0	0-2	-
Wisconsin-Milwaukee	1-0	1-0	-	-
Totals	10-6	8-0	1-6	1-0

Ivy League

School	Overall	H	A	N
Cornell	1-0	-	1-0	-
Yale	2-0	1-0	-	1-0
Totals	3-0	1-0	1-0	1-0

Metro Atlantic Athletic Conference

School	Overall	H	A	N
Fairfield	0-1	0-1	-	-
Manhattan	1-0	1-0	-	-
Totals	1-1	1-1	-	-

Mid-American Conference

School	Overall	H	A	N
Ball State	1-0	1-0	-	-
Buffalo	0-1	-	-	0-1
Eastern Michigan	1-0	1-0	-	-
Kent State	1-0	1-0	-	-
Ohio	0-2	0-1	0-1	-
Toledo	3-2	1-1	2-1	-
Western Michigan	3-0	1-0	1-0	1-0
Totals	9-5	5-2	3-2	1-1

Mid-Eastern Athletic Conference

School	Overall	H	A	N
Bethune-Cookman	1-0	1-0	-	-
Florida A&M	1-0	1-0	-	-
Hampton	0-1	-	-	0-1
Md.-Eastern Shore	1-0	1-0	-	-
South Carolina State	1-0	-	-	1-0
Totals	4-1	3-0	-	1-1

Missouri Valley Conference

School	Overall	H	A	N
Drake	6-4	4-0	2-3	0-1
Evansville	1-0	1-0	-	-
Indiana State	1-2	1-0	0-2	-
Loyola Chicago	2-1	1-0	0-1	1-0
Missouri State	1-1	-	0-1	1-0
Northern Iowa	1-1	-	1-1	-
Southern Illinois	1-3	1-1	0-1	0-1
Valparaiso	0-1	-	-	0-1
Totals	13-13	8-1	3-9	2-3

Mountain West Conference

School	Overall	H	A	N
Air Force	82-33	44-11	34-18	4-4
Boise State	11-14	8-4	2-9	1-1
Fresno State	20-18	15-3	3-13	2-2
Nevada	10-15	6-4	4-10	0-1
New Mexico	48-78	35-26	12-50	1-2
San Diego State	41-45	26-14	13-27	2-4
San Jose State	20-0	9-0	9-0	2-0
UNLV	17-41	12-16	5-24	0-1
Utah State	39-58	28-20	11-36	0-2
Wyoming	96-137	53-56	40-76	3-5
Totals	384-439	236-154	133-263	15-22

Northeast Conference

School	Overall	H	A	N
Central Connecticut	1-0	-	1-0	-

Ohio Valley Conference

School	Overall	H	A	N
Austin Peay	0-1	-	-	0-1
Eastern Illinois	1-1	1-0	0-1	-
Eastern Kentucky	2-1	1-0	0-1	1-0
Jacksonville State	1-0	1-0	-	-
Morehead State	0-1	-	0-1	-
Murray State	0-1	-	-	0-1
Southeast Missouri	2-0	1-0	1-0	-
SIU-Edwardsville	1-0	1-0	-	-
Tennessee State	1-0	1-0	-	-
Totals	8-5	6-0	1-3	1-2

Pac-12 Conference

School	Overall	H	A	N
Arizona	11-14	9-3	2-11	-
Arizona State	7-15	7-3	0-12	-
California	0-1	-	0-1	-
Colorado	38-91	28-37	9-54	1-0
Oregon	1-9	0-1	0-5	1-3
Oregon State	4-2	1-0	-	3-2
Southern Cal	2-6	0-3	2-3	-
Stanford	1-8	1-2	0-6	-
UCLA	3-4	1-0	1-4	1-0
Utah	46-99	28-40	17-54	1-5
Washington	2-1	1-0	1-1	-
Washington State	9-1	3-1	4-0	2-0
Totals	124-251	79-90	36-151	9-10

Patriot League

School	Overall	H	A	N
American	1-0	-	-	1-0
Army	1-0	-	-	1-0
Bucknell	1-0	1-0	-	-
Holy Cross	0-1	-	-	0-1
Totals	3-1	1-0	-	2-1

Southeastern Conference

School	Overall	H	A	N
Alabama	0-1	-	-	0-1
Arkansas	0-2	0-1	0-1	-
Auburn	2-2	1-0	0-2	1-0
Florida	1-0	1-0	-	-
Mississippi	1-0	-	-	1-0
Mississippi State	1-0	1-0	-	-
Missouri	2-1	1-0	0-1	1-0
South Carolina	1-1	1-0	0-1	-
Texas A&M	2-1	0-1	2-0	-
Totals	10-8	5-2	2-5	3-1

Southern Conference

School	Overall	H	A	N
Chattanooga	1-1	-	1-1	-
Mercer	1-0	1-0	-	-
Totals	2-1	1-0	1-1	-

Southland Conference

School	Overall	H	A	N
Abilene Christian	1-0	1-0	-	-
Lamar	2-0	2-0	-	-
McNeese State	2-0	1-0	1-0	-
New Orleans	2-0	2-0	-	-
Northwestern State	3-0	2-0	1-0	-
Sam Houston State	1-1	1-1	-	-
SE Louisiana	1-0	1-0	-	-
Totals	12-1	10-1	2-0	-

Southwestern Athletic Conference				
School	Overall	H	A	N
Alabama State	1-0	-	-	1-0
Alcorn State	1-0	1-0	-	-
Arkansas-Pine Bluff	3-0	3-0	-	-
Prairie View A&M	2-0	2-0	-	-
Texas Southern	2-0	2-0	-	-
Totals	9-0	8-0	-	1-0

Sun Belt Conference				
School	Overall	H	A	N
Appalachian State	1-0	-	-	1-0
Arkansas State	3-1	2-1	1-0	-
Arkansas-Little Rock	0-2	0-1	0-1	-
Georgia State	1-0	1-0	-	-
Louisiana-Lafayette	1-1	1-0	-	0-1
Louisiana Monroe	1-0	1-0	-	-
South Alabama	1-1	1-0	0-1	-
Texas State	2-0	2-0	-	-
Texas-Arlington	2-0	1-0	1-0	-
Troy	1-0	1-0	-	-
Totals	13-5	10-2	2-2	1-1

The Summit League				
School	Overall	H	A	N
Denver	94-70	57-29	35-41	2-0
IPFW	2-0	2-0	-	-
North Dakota	1-0	1-0	-	-
North Dakota State	2-1	2-0	0-1	-
Omaha	3-0	3-0	-	-
Oral Roberts	3-1	2-0	1-1	-
South Dakota	0-1	0-1	-	-
South Dakota State	1-2	1-1	-	0-1
Totals	106-75	68-31	36-43	2-1

West Coast Conference				
School	Overall	H	A	N
BYU	46-90	33-32	10-55	3-3
Gonzaga	2-3	1-0	0-2	1-1
Loyola Marymount	3-5	2-2	1-3	-
Pacific	4-2	2-0	0-2	2-0
Pepperdine	3-3	2-0	0-2	1-1
Portland	3-1	1-0	0-1	2-0
St. Mary's (Calif.)	2-1	-	1-0	1-1
San Francisco	2-3	1-0	1-1	0-2
Santa Clara	0-1	-	-	0-1
Totals	65-109	42-34	13-66	10-9

Western Athletic Conference				
School	Overall	H	A	N
Cal State Bakersfield	1-1	1-1	-	-
Chicago State	1-0	1-0	-	-
New Mexico State	5-4	4-1	1-2	0-1
Seattle	3-5	3-1	0-4	-
UT Rio Grande Valley	6-0	4-0	2-0	-
Utah Valley	1-0	1-0	-	-
Totals	17-10	14-3	3-6	0-1

Independent				
School	Overall	H	A	N

Division II/Other				
School	Overall	H	A	N
Adams State	4-0	2-0	2-0	-
Alabama-Huntsville	1-0	1-0	-	-
Arkansas Tech	1-0	1-0	-	-
Arkansas-Fort Smith	4-0	4-0	-	-
Arvada Athletics	1-0	-	1-0	-
BYU-Hawaii	1-0	1-0	-	-
Boulder Preps	1-0	1-0	-	-
Buckley Field	0-2	0-1	0-1	-
CSU Pueblo	6-0	6-0	-	-
Cal State Hayward	1-0	1-0	-	-
Cal State Los Angeles	0-1	0-1	-	-
Chadron State	1-0	1-0	-	-
Chapman	3-0	2-0	-	1-0
UC-Colorado Springs	2-0	2-0	-	-
Colorado Christian	1-0	1-0	-	-
Colorado College	22-33	18-14	4-19	-
Colorado Mesa	2-0	2-0	-	-
Colorado Mines	46-18	29-6	16-12	1-0
Dakota Wesleyan	0-1	-	-	0-1
DePauw	2-0	2-0	-	-
Denver Nuggets (AAU)	1-1	1-1	-	-
Doane	2-0	2-0	-	-
Dominican	1-0	-	-	1-0
Emporia State (Kan.)	0-2	-	0-1	0-1
Fort Lewis	4-0	4-0	-	-
Fort Logan	2-2	1-1	1-1	-
Fort Warren	7-3	4-1	3-2	-
Glenwood Springs	2-0	-	2-0	-
Greeley Arrows	2-1	2-0	0-1	-
Hastings College	1-0	1-0	-	-
Idaho Simplots (AAU)	1-0	-	-	1-0
Lewis and Clark	1-0	-	1-0	-
Lowry Field	2-4	2-2	0-2	-
Mayville State	1-0	1-0	-	-
McPherson (Kan.)	1-0	-	-	1-0
Metro State	2-0	2-0	-	-
Montana St. Northern	1-0	1-0	-	-
Montana St.-Billings	2-0	1-0	1-0	-
Montana Tech	3-0	3-0	-	-
Morris Brown	1-0	1-0	-	-
Muscatine Iowa	0-1	0-1	-	-
New York	1-0	-	-	1-0
Northwestern Oklahoma	2-0	2-0	-	-
Oklahoma City	3-2	1-0	-	2-2
Oklahoma Panhandle	0-1	0-1	-	-
Phillips 66 (AAU)	2-0	2-0	-	-
Pratt Kansas	0-1	0-1	-	-
Regis	23-7	16-1	7-6	-
Saint Martin's	0-1	0-1	-	-
Simon Fraser	4-0	4-0	-	-
Southern Indiana	1-0	1-0	-	-
Southern Oregon	1-0	1-0	-	-
SW Oklahoma State	1-0	1-0	-	-
Southwestern (Kan.)	0-2	-	0-1	0-1
Southwestern (Texas)	1-0	1-0	-	-
Texas A&M-Kingsville	1-0	1-0	-	-
Twentieth Century Fox	0-1	-	-	0-1
U.S. International	3-0	2-0	1-0	-
UC San Diego	1-0	1-0	-	-
West Alabama	1-0	1-0	-	-
West Texas A&M	9-2	7-0	2-2	-
Western State	6-3	6-3	-	-
Whitworth	1-1	-	1-1	-
Winston-Salem State	1-0	-	-	1-0
Wisconsin-La Crosse	1-0	1-0	-	-
Wisc.-Stevens Point	0-1	0-1	-	-
Totals	199-91	148-36	42-49	9-6