



COLORADO STATE

BASKETBALL



TWITTER: @CSUWBasketball

FACEBOOK/INSTAGRAM: CSUWBasketball

CONTACT: ROB SLAMAN

970-632-0738 | ROBERT.SLAMAN@COLOSTATE.EDU

2018-19 SCHEDULE/RESULTS [8-12, 2-7 MW]

November

THURS., NOV. 1.....SD MINES (EXHIB. - W, 77-55)

FRI., NOV. 2..COLO. CHRISTIAN (EXHIB. - W, 73-60)

TUES., NOV. 6...EASTERN NEW MEXICO (W, 72-46)

Wed., Nov. 14.....at Colorado (L, 59-40)

TUES., NOV. 20..NORTHERN COLORADO (L, 53-47)

SUN., NOV. 25.....CORNELL (W, 56-53)

Wed., Nov. 28.....at Gonzaga (L, 50-39)

December

SUN., DEC. 2.....NORTH FLORIDA (W, 61-59)

WED., DEC. 5.....NORTHERN ARIZONA (W, 65-54)

SUN., DEC. 9...NO. 17/19 ARIZONA STATE (L, 70-39)

Sat., Dec. 15.....at BYU (L, 51-42)

FRI., DEC. 21.....DENVER (W, 84-79)

SAT., DEC. 29.....CHADRON STATE (W, 91-38)

January

WED., JAN. 2.....UNLV (W, 52-49)

SAT., JAN. 5.....FRESNO STATE (L, 66-55)

Wed., Jan. 9.....at Air Force (L, 63-48)

Sat., Jan. 12.....at New Mexico (L, 70-58)

SAT., JAN. 19.....UTAH STATE (L, 72-53)

WED., JAN. 23.....NEVADA (L, 62-38)

Sat., Jan. 26.....at Fresno State (L, 57-54)

Wed., Jan. 30.....at Boise State (L, 70-57)

February

SAT., FEB. 2.....AIR FORCE (2 P.M.)

Wed., Feb. 6.....at Nevada (7:30 p.m.)

SAT., FEB. 9.....WYOMING (2 P.M.)

Wed., Feb. 13.....at San Diego State (7:30 p.m.)

WED., FEB. 20.....SAN JOSE STATE (7 P.M.)

Sat., Feb. 23.....at Wyoming (2 p.m.)

WED., FEB. 27.....BOISE STATE (7 P.M.)

March

SAT., MARCH 2.....NEW MEXICO (2 P.M.)

Mon., March 4.....at Utah State (7 p.m.)

Thurs., March 7.....at UNLV (7 p.m.)

Sun., March 10.....MW First Round (TBA)

Mon., March 11.....MW Quarterfinal (TBA)

Tues., March 12.....MW Semifinal (TBA)

Wed., March 13.....MW Championship (TBA)

All times listed Mountain Time (MT).

BOLD AND ALL CAPS indicates home game.

COLORADO STATE RAMS AT NEVADA, VS. WYOMING

FEB. 6, 9 | RENO, NEV./FORT COLLINS, COLO.



**COLORADO STATE
RAMS**

Team Information

2018-19 Record 8-12, 2-7 MW

Head Coach..... Ryun Williams (South Dakota '92)

Overall Career Record..... 455-258 (20th Season)

Record at Colorado State..... 144-68 (Sixth Season)

Statistical Leaders

Points/Game..... Lore Devos (14.3)

Rebounds/Game..... Lore Devos (5.6)

Assists/Game..... Grace Colaivalu (4.8)

Blocks..... Tatum Neubert (25)

Steals..... Lore Devos (35)



**WYOMING
COWGIRLS**

Team Information

2018-19 Record 12-5, 5-3 MW

Head Coach..... Joe Legerski (Wyoming '88)

Overall Career Record..... 301-182 (16th Season)

Record at Wyoming 301-182 (16th Season)

Statistical Leaders

Points/Game..... Marta Gomez (12.4)

Rebounds/Game..... Bailee Cotton (6.6)

Assists/Game..... Clara Tapia (3.59)

Blocks..... Bailee Cotton (16)

Steals..... Karla Erjavec (23)



**NEVADA
WOLF PACK**

Team Information

2018-19 Record 7-13, 3-6 MW

Head Coach..... Amanda Levens (Arizona State '02)

Overall Career Record..... 68-106 (Sixth Season)

Record at Nevada 26-30 (Second Season)

Statistical Leaders

Points/Game..... Jade Redmon (15.0)

Rebounds/Game..... Terae Briggs (8.1)

Assists/Game..... Jade Redmon (2.4)

Blocks..... Terae Briggs (19)

Steals..... Terae Briggs (34)

GAME DAY INFORMATION

Wednesday, Feb. 6 at Nevada

Live Video..... CSURams.com/live (MW Network)

CSU Radio Network..... KMAX 94.3 FM (Fort Collins)

Play-by-Play..... Matthew Wozniak

Live Stats..... CSURams.com

Saturday, Feb. 9 vs. Wyoming

Live Video..... CSURams.com/live (MW Network)

CSU Radio Network..... KMAX 94.3 FM (Fort Collins)

Play-by-Play..... Matthew Wozniak

Live Stats..... CSURams.com

Twitter..... @CSUWBasketball

..... @CSURams

GAME DAY STORYLINES

- After finishing the 2017-18 season with its fifth straight 20-win season and fifth consecutive postseason appearance, Colorado State touts a new-look squad for 2018-19. The Rams return seven players from last year's roster, but welcome as many newcomers to the team.
- Colorado State finished nonconference play with a 6-5 record, marking its sixth consecutive season with a non-conference record of .500 or better.
- Among the returning players for Colorado State is sophomore guard Lore Devos, who finished nonconference play fourth in the Mountain West in points per game (15.8). Devos was the only player in the Mountain West to finish nonconference play ranked in the Mountain West's top 10 in scoring, rebounding (ninth - 6.2/game) and assists (10th - 2.8/game).
- Devos accounted for 27.3 percent of Colorado State's offense in nonconference play, a higher percentage of her team's scoring than any other player in the conference accounted for. She did it efficiently, ranking eighth in the league in field goal percentage (.503).
- Among the Rams' newcomers is junior guard Mollie Mounsey, who has been named the 2018-19 Mountain West Preseason Newcomer of the Year. Mounsey, who currently leads the MW in threes per game (3.0), is a two-time NJCAA First-Team All-American and led the nation (Division I, II, III, NAIA or NJCAA) in threes (143) in 2016-17 at Seward Country CC.
- Among Mounsey's early highlights at CSU was her performance at BYU, where she knocked down seven three-point field goals, the fifth-most in a single game in program history.
- Mounsey led the Mountain West in three categories through nonconference play. Those included three-point field goals made per game (3.2), defensive rebounds per game (6.0) and minutes played per game (35.7).
- Sophomore guard Grace Colaivalu is also among the returners for the Rams after earning the program's first Mountain West All-Freshman selection since 2013-14 (Ellen Nystrom, Elin Gustavsson) last season.
- Colaivalu finished nonconference play ranked fourth in each of assists per game (5.1) and assist/turnover ratio (2.0). No player in the conference ranked that high in both categories through nonconference play.
- Colorado State's coaching staff has also been retooled heading to the 2018-19 season, as the Rams welcomed Rico Burkett and Kellie Lewis to the staff. With those two additions, CSU has four coaches with NCAA head coaching experience on its staff this season, the most of any women's basketball program in the nation.

2018-19 ROSTER

NUMERICAL ROSTER

NO	NAME	POS	HT	YR	HOMETOWN (LAST SCHOOL)
0	Taylor Mole	6-2	Guard/Forward	Freshman	Hobart, Tasmania, Australia
2	Tori Williams	5-9	Guard	Sophomore	Boise, Idaho (Utah/Centennial HS)
3	Megan Jacobs	6-1	Guard/Forward	Junior	Las Vegas, Nev. (Utah/Bishop Gorman HS)
4	Roichelle Marble	5-7	Guard	RS Senior	Des Moines, Iowa (Wisconsin/East HS)
11	Lena Svanholm	6-6	Forward	Sophomore	Horsholm, Denmark
12	Jamie Bonnarens	6-0	Guard/Forward	Junior	Cache, Okla. (Cameron/Cache HS)
21	Myanne Hamm	5-11	Guard/Forward	RS Senior	Fort Collins, Colo. (Poudre HS)
22	Lauren Brocke	6-3	Guard/Forward	RS Freshman	Boise, Idaho (Centennial HS)
23	Grace Colaivalu	5-7	Guard	RS Sophomore	Sacramento, Calif. (Rosemont HS)
24	Mollie Mounsey	5-10	Guard	Junior	Follett, Texas (Seward County CC/Follett HS)
32	Andrea Brady	6-1	Forward	Senior	Salt Lake City, Utah (Salt Lake CC/Cottonwood HS)
34	Liah Davis	6-2	Center	RS Sophomore	Colorado Springs, Colo. (Sand Creek HS)
35	Lore Devos	6-0	Guard	Sophomore	Kortrijk, Belgium
44	Tatum Neubert	6-2	Forward	RS Senior	Elizabeth, Colo. (LSU/Oregon/Elizabeth HS)

ALPHABETICAL ROSTER

NO	NAME	POS	HT	YR	HOMETOWN (LAST SCHOOL)
12	Jamie Bonnarens	6-0	Guard/Forward	Junior	Cache, Okla. (Cameron/Cache HS)
32	Andrea Brady	6-1	Forward	Senior	Salt Lake City, Utah (Salt Lake CC/Cottonwood HS)
22	Lauren Brocke	6-3	Guard/Forward	Freshman (HS)	Boise, Idaho (Centennial HS)
23	Grace Colaivalu	5-7	Guard	RS Freshman (RS)	Sacramento, Calif. (Rosemont HS)
34	Liah Davis	6-2	Center	RS Freshman (RS)	Colorado Springs, Colo. (Sand Creek HS)
35	Lore Devos	6-0	Guard/Forward	Freshman (HS)	Kortrijk, Belgium
21	Myanne Hamm	5-11	Guard/Forward	RS Junior (2L)	Fort Collins, Colo. (Poudre HS)
3	Megan Jacobs	6-1	Guard/Forward	Junior	Las Vegas, Nev. (Utah/Bishop Gorman HS)
4	Roichelle Marble	5-7	Guard	RS Senior	Des Moines, Iowa (Wisconsin/East HS)
0	Taylor Mole	6-2	Guard/Forward	Freshman	Hobart, Tasmania, Australia
24	Mollie Mounsey	5-10	Guard	Junior	Follett, Texas (Seward County CC/Follett HS)
44	Tatum Neubert	6-2	Forward	RS Senior	Elizabeth, Colo. (LSU/Oregon/Elizabeth HS)
11	Lena Svanholm	6-6	Forward	Freshman (HS)	Horsholm, Denmark
2	Tori Williams	5-9	Guard	Sophomore	Boise, Idaho (Utah/Centennial HS)

Head Coach: Ryun Williams (Seventh Season/South Dakota '92)

Assistant Coach: Rico Burkett (North Dakota '93/First Season)

Assistant Coach: Kellie Lewis (Boise State '98/First Season)

Assistant Coach: Amber Cunningham (South Dakota '12/Third Season)

Director of Women's Basketball Administration: Chad Lavin (Seventh Season/South Dakota '78)

Director of Operations: Brooke Butkovsky (Second Season/Clarkson '15)

Director of Player Development: Stine Austgulen (First Season/Colorado State '17)

Pronunciation Guide

Stine Austgulen	STEEN-uh ahst-GOO-lehn
Jamie Bonnarens	bon-AIR-ens
Brooke Butkovsky	but-KOW-ski
Lauren Brocke	Brock-ee
Grace Colaivalu	THOLE-uh-valoo
Lore Devos	LOAR deh-VAAS
Roichelle Marble	ruh-SHELL
Taylor Mole	Mole, like the animal
Tatum Neubert	NEW-ber
Lena Svanholm	LEE-nuh zvan-HOLM

ROSTER BREAKDOWN

By Class

Seniors (4):	Andrea Brady
	Myanne Hamm
	Roichelle Marble
	Tatum Neubert
Juniors (3):	Jamie Bonnarens
	Megan Jacobs
	Mollie Mounsey
Sophomores (5):	Grace Colaivalu
	Liah Davis
	Lore Devos
	Lena Svanholm
	Tori Williams
Freshmen (2):	Lauren Brocke
	Taylor Mole

By Position

Guard (5):	Grace Colaivalu
	Lore Devos
	Roichelle Marble
	Mollie Mounsey
	Tori Williams
Forward (3):	Andrea Brady
	Tatum Neubert
	Lena Svanholm
Guard/Forward (5):	Jamie Bonnarens
	Lauren Brocke
	Myanne Hamm
	Megan Jacobs
	Taylor Mole
Center (1):	Liah Davis

By State/Country

California:	Grace Colaivalu
Colorado (3):	Liah Davis
	Myanne Hamm
	Tatum Neubert
Idaho (2):	Lauren Brocke
	Tori Williams
Iowa:	Roichelle Marble
Nevada:	Megan Jacobs
Oklahoma:	Jamie Bonnarens
Texas:	Mollie Mounsey
Utah:	Andrea Brady
Australia:	Taylor Mole
Belgium:	Lore Devos
Denmark:	Lena Svanholm

RAMS NOTEBOOK

Scouting the Nevada Wolf Pack

- Nevada is 7-13 overall and 3-6 in conference play to start 2018-19. Nevada won the first meeting against the Rams this season, as well as conference games against UNLV and San Jose State.
- Nevada was picked to finish seventh of the Mountain West's 11 teams in a preseason poll of league coaches. The Wolf Pack went 19-17 in 2017-18 and reached the final of the Mountain West Tournament before reaching the WBI Semifinals.
- Statistically, Nevada's highest national ranking is in turnovers forced (91st – 18.0). The Wolf Pack are 101st in the NCAA in steals per game (8.9) and 116th in fewest fouls (347).
- Individually, Terae Briggs ranks 46th nationally in double-doubles (eight). She leads the team with 15.0 points per game, with Jade Redmon adding 14.8 points per game. Briggs is also 44th in the nation in field goal percentage (.535) and 100th in free throws made (75).

Scouting the Wyoming Cowgirls

- Wyoming currently sits at 12-5 overall and 5-3 in conference play to this point in the season. The Cowgirls, which are fourth in the current conference standings, have notable wins against Boise State and Fresno State this season.
- Wyoming was projected by league coaches to finish fourth of 11 teams in the Mountain West this season. The Cowgirls were 22-11 with a 13-5 conference record last season.
- Marta Gomez leads the Cowgirls with 15.3 points per game. She ranks ninth nationally in three-point field goal percentage (.470) and 45th in three-point field goals made per game (2.8).
- As a team, Wyoming ranks third nationally in three-point field goal percentage (.414) and 18th in field goal percentage (.461). The Cowgirls commit the second-fewest turnovers per game (11.1) of any team in the NCAA, and are seventh nationally in assist/turnover ratio (1.4)

A Colorado State Win on Wednesday Would...

- Be the Rams' 14th-straight win in their last 15 played against Nevada.
- Move the Rams to 14-2 all-time against Nevada and 11-1 all-time against the Wolf Pack under seventh-year head coach Ryun Williams.
- Improve CSU's record to 20-3 against Mountain West schools from the state of Nevada during Williams' tenure.

Devos Among Most Impactful Players on Offense in the Mountain West in Nonconference Play

- Sophomore guard Lore Devos finished nonconference play as the No. 4 scorer in the Mountain West and team scoring leader, averaging 15.8 points per game this season.
- No player in the conference accounted for as much of their team's offense as Devos did through the nonconference schedule, as Devos' 15.8 points per game accounted for 27.3 percent of Colorado State's scoring offense (57.8/game), the most of any Mountain West player ranked in the top 10 in the league in scoring. She provided her offense for the Rams efficiently, shooting .503 from the floor, a mark that ranked eighth in the league through nonconference play.
- Devos finished nonconference play with just under a three-percent lead in this statistical category. See below for a breakdown of each of the Mountain West's scoring leaders and how much of their team's offense is accounted for by each of them.

Percentage of Team's Scoring Offense Per Game (in order of MW scoring leaders, nonconference only)

Candice White – 17.2 points per game, 23.6 percent of Fresno State's offense (72.8/game)

Marta Gomez – 16.2 points per game, 22.0 percent of Wyoming's offense (73.8/game)

Jaisa Nunn – 16.0 points per game, 20.2 percent of New Mexico's offense (79.4/game)

Lore Devos – 15.8 points per game, 27.3 percent of Colorado State's offense (57.8/game)

Terae Briggs – 15.6 points per game, 24.4 percent of Nevada's offense (64.0/game)

Sophia Ramos – 15.5 points per game, 22.6 percent of San Diego State's offense (68.5/game)

Aisia Robertson – 14.9 points per game, 18.8 percent of New Mexico's offense (79.4/game)

Shannon Dufficy – 14.2 points per game, 22.5 percent of Utah State's offense (63.2/game)

Naje Murray – 13.6 points per game, 19.9 percent of San Diego State's offense (68.5/game)

Jayla Everett – 13.0 points per game, 16.4 percent of New Mexico's offense (79.4/game)

Rams Continue Tradition of Strong Defensive Play

- Since taking over the program prior to the 2012-13 season, head coach Ryun Williams has made strong defense a cornerstone of his vision for the program's success. Over the past five years, CSU's defense has ranked among the nation's elite.
- Over the past five seasons, Colorado State has ranked no lower than 15th in the nation in field goal percentage defense. The Rams have ranked as high as second in the nation.
- See below for a breakdown of the Rams' national field goal percentage defense ranks over the past few years of Williams' tenure.

Colorado State's NCAA Rank in Field Goal Percentage Defense Under Ryun Williams (As of Jan. 5)

2018-19 – 10th (.344)

2017-18 – Fourth (.339)

2016-17 – Sixth (.339)

2015-16 – Second (.330)

2014-15 – 15th (.354)

QUICK FACTS

GENERAL INFORMATION

Location Fort Collins, Colo.
 Founded 1870
 Enrollment 33,877
 Nickname Rams
 Colors Green and Gold
 Elevation 5,004 feet
 Arena (Capacity) Moby Arena (8,745)
 Conference Mountain West
 President Dr. Anthony A. Frank
 Director of Athletics Joe Parker
 Senior Assoc. A.D./SWA Shalini Shanker
 Faculty Representative Kyle Saunders
 Athletic Department Phone 970-491-3350
 Ticket Office Phone 970-491-7267
 Athletic Website www.CSURams.com
 Twitter @CSUWBasketball
 @CSU_Williams
 @CSURams
 Instagram instagram.com/CSUWBasketball
 Facebook facebook.com/CSUWBasketball

STAFF INFORMATION

Position Name (Year at CSU)
 Head Coach Ryun Williams
 Alma Mater South Dakota, 1992
 Record at CSU 143-68 (Seventh Season)
 Career Record NCAA: 401-221 (21st Season)
 Juco: 54-38 (Three Seasons)
 Assistant Coach Rico Burkett (First Season)
 Alma Mater North Dakota, 1993
 Assistant Coach Kellie Lewis (First Season)
 Alma Mater Boise State, 1998
 Assistant Coach Amber Cunningham (Third Season)
 Alma Mater South Dakota, 2012
 Director of Ops. Brooke Butkovsky (Second Season)
 Alma Mater Clarkson, 2015
 Dir. of Admin. Chad Lavin (Seventh Season)
 Alma Mater South Dakota, 1978
 Dir. of Player Dev. Stine Austgulen (First Season)
 Alma Mater Colorado State, 2017

Women's Basketball Office 970-491-6569

TEAM INFORMATION

2017-18 Record 21-12
 2017-18 MW Record (Finish) 11-7 (T-4th)
 2017-18 Postseason Play WNIT, Round Two
 All-Time Record 674-597 (.528)
 NCAA Appearances (Record) 6 (5-6)
 Last NCAA Appearance 2016
 WNIT Appearances (Record) 7 (8-7)
 Last WNIT Appearance 2018
 Starters Returning/Lost 1/4
 Letterwinners Returning/Lost 6/8

MEDIA INFORMATION

Women's Basketball Contact Rob Slaman
 Phone 970-632-0738
 E-Mail Robert.Slaman@colostate.edu
 FAX 970-491-1348
 Mailing Address 311 McGraw Athletic Center
 Fort Collins, CO 80523

RAMS NOTEBOOK (CONT.)

Is 71 a Magic Number for the Rams?

- Under seventh-year coach Ryun Williams, the Colorado State women's basketball team has scored 71 points or more in a single game 59 times. When scoring at least 71 points in Williams' tenure, Colorado State is 59-1, with no losses in regulation.
- Colorado State has scored 71 points or more three times this season, and is 3-0 in those games. When scoring at least 71 points in a game last season, Colorado State was 6-0.
- The only loss ever suffered by CSU with a 71-point-plus offensive performance under Williams was on Nov. 29, 2014, an 87-81 double-overtime defeat at Colorado.

Lore Devos Named Mountain West Player of the Week on Dec. 24

- Following her performance in Colorado State's win over Denver on Dec. 21, sophomore guard Lore Devos was named Mountain West Player of the Week. The conference announced its weekly accolade on Monday, Dec. 24.
- This marks the first weekly conference honor of Devos' collegiate career, and is the first for a CSU player during the 2018-19 season. The Kortrijk, Belgium native registered the first double-double by a Ram in 2018-19, tallying 21 points, 10 rebounds, eight assists and six steals in Friday's 84-79 victory over the Pioneers.
- Devos shot 9-for-15 (.600) en route to her 21-point performance, her fourth of the season with 20 points or more. Her 10 rebounds, eight assists and six steals were all career highs. Additionally, Devos' six steals were the second-most in a single game by any player in the Mountain West to that point in the season.
- The sophomore's outing helped Colorado State score 84 points, a single-game team high for the season. CSU's .500 field goal percentage and .423 three-point field goal percentage against the Pioneers were also single-game team highs to that point.

Mollie Mounsey Named Mountain West Preseason Newcomer of the Year

- Junior guard Mollie Mounsey of the Colorado State women's basketball team was named the 2018-19 Mountain West Preseason Newcomer of the Year on Thursday, Nov. 1.
- Among the credentials for Mounsey in her junior college career were NJCAA First-Team All-America honors in each of her freshman and sophomore seasons. In 2016-17, Mounsey made 143 three-point field goals, the most of any women's basketball player in the nation among all Division I, II, III, NAIA or NJCAA schools.
- Mounsey, who joins the Rams from Seward County Community College, is the second CSU player to receive a superlative award from the Mountain West in the preseason in the past three seasons. Former CSU great Ellen Nystrom was named MW Preseason Player of the Year prior to the Rams' 2016-17 campaign.

CSU Coaching Staff Among the Nation's Most Experienced

- Entering this season, Colorado State women's basketball has four coaches on its staff with NCAA head coaching experience. No other women's basketball program in the nation has more than three.
- Along with current CSU head coach Ryun Williams, each of Kellie Lewis (Florida Atlantic), Rico Burkett (Wayne State) and Chad Lavin (South Dakota, Wyoming) have been head coaches at an NCAA institution in their careers.
- No other school has as many coaches with NCAA head coaching experience. Baylor, Texas Tech and UNCW each have three coaches on their respective staffs with NCAA head coaching experience.

Something About Season Openers for Devos

- Sophomore guard Lore Devos paced the Rams with 23 points on 10-for-16 shooting in their win over Eastern New Mexico on Nov. 6. That season-opening performance mirrored her debut in 2017-18.
- In the Rams' 2017-18 opener, Devos poured in a team-high 25 points on exactly the same 10-for-16 shooting from the floor. That remains Devos' career high, and is the most points scored by a player in their first game during the Ryun Williams era.
- Devos' two collegiate season openers remain her two best scoring outings to this point in her career.

Newcomers' Exhibition Play a Sign of Things to Come?

- Colorado State cruised to a pair of exhibition victories prior to the 2018-19 season, and the impact of a pair of their newcomers was one reason why.
- Mountain West Preseason Newcomer of the Year and junior guard Mollie Mounsey posted a 21.0 points per game average in the Rams' two exhibitions, a team high. Mounsey shot 10-for-14 (.714) from beyond the three-point arc over those two games.
- Senior forward Tatum Neubert was one of three Rams to average double-digit points in those two exhibitions, joining Mounsey and sophomore guard Lore Devos (17.5/game) with 13.5 points per game. More notably, Neubert averaged a double-double over those two games, averaging exactly 10 rebounds per game.

Rams Make Fifth Consecutive Postseason Appearance in 2017-18

- Among the many accomplishments of the 2017-18 Colorado State women's basketball team was its fifth consecutive postseason appearance. The Rams received an at-large bid to the Postseason WNIT, and advanced to the second round for the second straight season.
- Colorado State defeated Western Illinois, 67-64, last season, and took down Saint Mary's, 80-68, in overtime in the opening round two years ago for its most recent postseason victories. Before those two WNIT wins, CSU had not won in the postseason since 2003.
- CSU will be looking to make its sixth consecutive postseason berth in 2018-19. The Rams have only had one longer streak of consecutive postseason appearances, reaching the NCAA Tournament or the WNIT in seven consecutive seasons from 1998-04.

THE RAMS' RECORD WHEN...

	2018-19	WILLIAMS
At Home	8-5	89-24
On the Road	0-7	47-33
On Neutral Court	0-0	9-11
Playing on Monday	0-0	2-1
Playing on Tuesday	1-1	12-8
Playing on Wednesday	2-5	45-18
Playing on Thursday	0-0	10-6
Playing on Friday	1-0	15-2
Playing on Saturday	2-5	44-23
Playing on Sunday	2-1	16-10
Playing during the day	6-6	65-31
Playing at night	2-6	80-33
Playing in November	2-3	22-16
Playing in December	4-2	31-15
Playing in January	1-7	39-16
Playing in February	1-0	35-10
Playing in March	0-0	17-10
An overtime game	0-0	8-4
Leading at the half	3-1	109-10
Tied at the half	0-0	2-2
Trailing at the half	5-11	31-57
Scoring 60 or fewer points	3-12	37-58
Scoring 61-70 points	2-0	48-10
Scoring 71-80 points	1-0	31-0
Scoring 81-90 points	2-0	19-1
Scoring 91 or more points	0-0	9-0
Allowing 60 points or less	7-5	110-24
Allowing 61-70 points	0-5	22-21
Allowing 71-80 points	1-2	9-20
Allowing 81-90 points	0-0	2-3
Allowing 91 or more points	0-0	1-1
Shooting higher fg%	8-3	129-22
Shooting .350 or below	0-6	10-32
Shooting .351-400	5-4	39-24
Shooting .401-450	0-1	41-6
Shooting .451-500	2-1	32-5
Shooting above .500	0-0	21-0
Allowing less than .350	7-6	92-18
Allowing .351-400	1-1	31-19
Allowing .401-450	0-2	18-14
Allowing .451-500	0-3	3-11
Allowing above .500	0-0	0-4
Shooting higher 3-pt fg%	6-3	101-23
Shooting .300 or higher 3-pt %	5-4	97-29
Allowing .300 or higher 3-pt %	4-8	52-45
Shooting higher free-throw %	6-2	84-25
Making more free throws	7-4	81-24
Making less free throws	1-8	66-42
Free throws are equal	0-0	7-3
Outrebounding opponent	5-0	80-7
Being outrebounded	2-12	56-62
Rebounds are equal	1-0	7-0
Recording more assists	6-1	117-12
Recording more steals	5-3	93-26
Blocking more shots	6-4	108-36
Recording fewer turnovers	4-4	102-25
Win opening tip	5-2	64-25
Lose opening tip	3-10	78-44
When CSU scores first	5-7	83-33
When opponent scores first	3-5	59-36

THE LAST TIME...

Player scores 20 points:

- 20, Grace Colaivalu vs. Utah State, 1/19/19

Player scores 30 points:

- 32, Elin Gustavsson vs. San Diego State, 1/28/17

Player scores 40 points:

- 41, Sara Hunter vs. USF, 11/13/07

Two or more players score 20 points:

- 22, Elin Gustavsson, 20, Ellen Nystrom vs. Utah State; 1/21/17

Player grabs 15 rebounds:

- 17, Annie Brady vs. Morgan State, 12/21/17

Player grabs 20 rebounds:

- 20, Ellen Nystrom vs. San Jose State, 3/10/15

Player records a double-double:

- 18p-11r, Annie Brady; 12p-11r, Sofie Tryggedsson vs. Western Illinois, 3/15/18

Player records a triple-double:

- 11p-14r-10a, Ellen Nystrom vs. San José State, 1/8/14

Two players record double-doubles in game:

- 18p-11r, Annie Brady; 12p-11r, Sofie Tryggedsson vs. Western Illinois, 3/15/18

Three players record double-doubles in game:

- 17p-10r, Sam Martin; 16p-11r, Elin Gustavsson; 10p-14a, Gritt Ryder vs. Utah State, 1/15/14

Player records 10 assists:

- 12, Grace Colaivalu vs. Chadron State, 12/19/18

Player blocks five shots:

- 5, Lena Svanholm vs. Nevada, 1/24/19

Two players record 10 rebounds:

- 18p-11r, Annie Brady; 12p-11r, Sofie Tryggedsson vs. Western Illinois, 3/15/18

Three players record 10 rebounds:

- 11, Elle Queen; 11, Juanise Cornell; 10, Carine Reimink vs. USF, 11/13/07

Five players record double figures in scoring:

- 10, Myanne Hamm; 19, Mollie Mounsey; 18, Lore Devos; 11, Taylor Mole; 10, Lena Svanholm; vs. Chadron State, 12/19/18

Six players record double figures in scoring:

- 17 Ellen Nystrom; 14 Keyora Wharry; 12 Alana Arias; 12 Jamie Patrick; 11 Stine Austgulen; 10 Elin Gustavsson, at Navy, 11/28/15

100 points or more in a game:

- Feb. 12, 2014; Colorado State 100, Utah State 75

50 points or less in a game:

- Jan. 24, 2019; Colorado State 38, Nevada 62

Opponent scores 100+ points in a game:

- Nov. 14, 2016; Colorado State 68, No. 17/15 Washington 101

Opponent scores 35 or fewer points in a game:

- Nov. 16, 2017; Colorado State 75, Eastern New Mexico 35

Opponent shoots 25% or less from the field:

- Dec. 29, 2018; Colorado State 81, Chadron State 38

Game over 60% from the field as a team:

- Dec. 29, 2018; Colorado State 81, Chadron State 38

Overtime victory:

- Jan. 27, 2018; Colorado State 74, New Mexico 71 (OT)

Overtime loss:

- Feb. 17, 2018; Fresno State 75, Colorado State 64 (OT)

Double-overtime game:

- Nov. 28, 2015; CSU 82, Navy 73

Triple-overtime game:

- March 14, 2014; CSU 95, Wyoming 92

Game without a 3-pointer:

- Dec. 31, 2011 vs. Bowling Green

RAMS NOTEBOOK (CONT.)

Rams Win 20 Games for Fifth Straight Season

- Colorado State women's basketball went 21-12 in 2017-18, clinching its fifth straight season with at least 20 wins under now-seventh-year head coach Ryun Williams.
- Outside of those five seasons, Colorado State has only won 20 games or more in nine other seasons. That gives Williams 35.7 percent of the 20-plus-win seasons in program history.
- Former CSU head coaches Greg Williams, Tom Collen and Chris Denker combined for the only stretch with more consecutive seasons of 20 victories or more from 1995-2003. Ann Matlock coached the only other CSU team with 20 wins or more in 1981-82.

Williams Ranks Among CSU, Mountain West Coaching Greats

- Colorado State head coach Ryun Williams enters his seventh season at the helm of the program in 2018-19. Williams has won 136 games in his tenure to this point, making him the winningest coach in program history.
- In addition to that, Williams has won 81 conference games, by far the most in program history. Former CSU head coach Tom Collen is the closest with 56 conference wins.
- Williams also ranks as the third-winningest coach in Mountain West history in terms of win percentage in conference games (76.4 percent, 81-25). The only coaches with better records in conference play are former Utah head coach Elaine Elliott (.793, 130-34), as well as former Fresno State head coach and current TCU head coach Reagan Pebley (.778, 28-8).
- Ryun Williams' seventh season as CSU basketball coach makes him one of the two longest-tenured head coaches in program history. Greg Williams also served as head coach for seven seasons from 1990-97.

Dropping Knowledge

- Colorado State head coach Ryun Williams is one of 32 voters for the USA TODAY Sports Women's Basketball Coaches Poll. The panel, which is chosen by the Women's Basketball Coaches Association (WBCA), votes weekly throughout the regular season.
- The voters are chosen based upon the 32 conferences that receive an automatic bid to the NCAA Tournament. Each conference has one representative, and the names of the voters are published along with each week's poll.
- Williams is in his second season as a voter after completing his first year voting in the coaches' poll in 2017-18.

Newcomers in the Lineup for the Rams

- Among the storylines for Colorado State women's basketball this season will be the integration of seven newcomers into the 2018-19 lineup. The seven newcomers will mesh with the return of six letterwinners, along with one redshirt.
- Of those newcomers, two are graduate transfers and are eligible to contribute immediately. Those players are guard Roichelle Marble (Wisconsin) and forward Tatum Neubert (LSU/Oregon).
- Also among the newcomers are junior guard Mollie Mounsey (Seward County CC), a two-time NJCAA First-Team All-American, and freshman guard/forward Taylor Mole (Australia), who joins the Rams with international playing experience.
- Jamie Bonnarens (Cameron), Megan Jacobs (Utah) and Tori Williams (Utah) will redshirt per NCAA transfer rules before playing for the Rams next season.

Rams Return Mountain West All-Freshman Selection

- Among the returners for Colorado State in 2018-19 is sophomore guard Grace Colaivalu, who was named to the Mountain West All-Freshman Team last season.
- Upon receiving that distinction last season, Colaivalu became the first Ram to earn an all-conference freshman team selection since 2013-14 and the third all-time. The only other two Rams to be named to the MW All-Freshman Team were Ellen Nystrom and Elin Gustavsson, each in 2013-14.

Rams Among National Statistical Leaders (Games Played Through Feb. 2)

- Colorado State continues to rank among the nation's elite defensive teams, placing 10th nationally in field goal percentage defense (.344).
- The Rams are also second in the NCAA in personal fouls per game (12.3), 37th in free throw percentage (.744) and 33rd in turnovers per game (13.5).
- Individually, junior guard Mollie Mounsey ranks 86th in the nation in three-point field goals made per game (2.5). Mounsey is also 20th nationally in minutes played per game (37.5).
- Sophomore guard Grace Colaivalu is the NCAA's 66th-ranked player in assists per game, averaging 4.8 per contest.
- Sophomore guard Lore Devos averages 36.5 minutes per game, which ranks 33rd in the NCAA.

Rams Among Mountain West Statistical Leaders (Conference Games Only, Through Feb. 2)

- Sophomore guard Lore Devos is second in the Mountain West in minutes played per conference game (38.1). She also ranks in the top 10 in steals (sixth - 1.9) and free throw percentage (ninth - .794).
- Sophomore guard Grace Colaivalu ranks sixth in the Mountain West in assists per game in conference play, averaging 4.4.
- Junior guard Mollie Mounsey leads the Mountain West in minutes played per conference game (39.6).
- Sophomore forward Lena Svanholm ranks sixth in the conference in blocked shots per game in conference play, averaging 1.4.
- Senior forward Tatum Neubert also ranks among the Mountain West's blocks leader in league play, averaging 1.3.
- Senior guard Myanne Hamm ranks second in steals per conference game, averaging 2.6.

RAMS NOTEBOOK (CONT.)

Rams Among National Statistical Leaders (Through Nonconference Play)

- Only one team in the nation committed fewer personal fouls per game than Colorado State during non-conference play. The Rams average 12.3 personal fouls per game as a team, which ranks No. 2 among all 349 NCAA Division I programs.
- Defensively, Colorado State was fifth in the NCAA in field goal percentage defense (.317) and 31st in scoring defense (55.6). Additionally, the Rams were fifth nationally in free throw percentage (.798) and 10th in the NCAA for fewest turnovers per game (12.6) in nonconference games.
- Individually, junior guard Mollie Mounsey ranked among the NCAA leaders in minutes played per game (35.7), placing 47th individually, as did sophomore guard Lore Devos (35.3) at 73rd individually during nonconference play.
- Mounsey stacked up well nationally from beyond the three-point arc, ranking 21st in the NCAA in three-point field goals made per game (3.2) through the Rams' 11 nonconference games.
- Devos ranked as one of the nation's more efficient shooters, placing 87th individually in the NCAA in field goal percentage (.503) in nonconference action.
- From the point, sophomore guard Grace Colaivalu placed among the nation's leaders in two categories. The Sacramento, Calif., native was 52nd in assists/game (5.1) and 90th in assist/turnover ratio (2.0) prior to the Rams' conference schedule.

Rams Among Mountain West Statistical Leaders (Through Nonconference Play)

- As a team, Colorado State tops the Mountain West in scoring defense (55.6), free throw percentage (.798) and field goal percentage defense (.317).
- Sophomore guard Lore Devos ranked in the top 10 in five statistical categories through nonconference play, including scoring (fourth - 15.8), field goal percentage (eighth - .503), rebounding (ninth - 6.2), assists/game (10th - 2.8) and minutes played per game (second - 35.3).
- Devos finished nonconference play as the only player in the conference ranked in the league's top 10 in scoring, rebounding and assists.
- Devos registered a .727 (8-for-11) field goal percentage twice (at Gonzaga and vs. Chadron State), each ranked as the fifth-best in a single game by any player in the conference this season. Devos was the only player in the conference with multiple top-five performances in that category.
- Devos converted on 11 of her field goal attempts against Northern Arizona (Dec. 5), tied for the second-most in a single game by any player in the Mountain West this season.
- Devos tallied a career-high six steals in the Rams' win over Denver on Dec. 21, marking the second-most by an individual in the conference in 2018-19.
- Junior guard Mollie Mounsey finished nonconference play as the Mountain West leader in three different categories, including three-point field goals made per game (3.2), defensive rebounds per game (6.0) and minutes played per game (35.7). Additionally, Mounsey ranked eighth in rebounds per game (6.3).
- Mounsey's seven three-point field goals made at BYU (Dec. 15) rank as the second-most in a single game by an individual in the Mountain West this season.
- Mounsey shot .714 (5-for-7) from three-point range against Chadron State (Dec. 29), the second-best three-point field goal percentage in a single game in nonconference play by any player in the conference.
- Mounsey corralled 13 rebounds against North Florida on Dec. 2, the fifth-most in a single game by any player in the Mountain West in 2018-19.
- Sophomore guard Grace Colaivalu averaged 5.1 assists per game in nonconference play, good for fourth in the conference. Additionally, the Sacramento, Calif., native was fourth in assist/turnover ratio (2.0). Colaivalu was the only player in the conference to be ranked that high in each category.
- Colaivalu tallied 12 assists against Chadron State on Dec. 29, the third-most in a single nonconference game by any player in the Mountain West.
- Senior forward Tatum Neubert ranked third in the league through nonconference play in blocked shots per game (1.3).

RAMS STATISTICAL RANKS

NCAA LEADERS (ALL GAMES) RANK VALUE AS OF FEB. 2, 2019

Grace Colaivalu		
Assists/game	66	4.8
Lore Devos		
Minutes played/game	33	36.52
Mollie Mounsey		
Minutes played/game	10	37.46
3FG made/game	86	2.45

MW LEADERS (CONF. ONLY) RANK VALUE AS OF FEB. 2, 2019

Grace Colaivalu		
Assists/game	6	4.4
Lore Devos		
Minutes played	2	38.1
Steals/game	6	1.9
Free throw percentage	9	.794
Myanne Hamm		
Steals/game	2	2.6
Mollie Mounsey		
Minutes played	1	39.6
Tatum Neubert		
Blocks/game	9	1.2
Free throw percentage	10	.792
Lena Svanholm		
Blocks/game	6	1.4

NCAA LEADERS (NONCONF.) RANK VALUE

Lore Devos		
Minutes played	35	36.2
Mollie Mounsey		
Minutes played	20	36.8
3FG made/game	35	3.0

MW LEADERS (NONCONF.) RANK VALUE

Grace Colaivalu		
Assists/game	6	4.3
Assist/turnover ratio	6	1.7
Minutes played	10	31.4
Lore Devos		
Minutes played	2	36.3
Field goal percentage	9	.486
Rebounds/game	9	6.3
Mollie Mounsey		
3FG made/game	1	3.0
Def. rebounds/game	1	6.1
Minutes played	1	36.8
Rebounds/game	8	6.4
Tatum Neubert		
Blocks/game	5	1.2

2018-19 SEASON STATS - ALL GAMES

COLORADO STATE WOMEN'S BASKETBALL 2018-19 COMBINED TEAM STATISTICS

(AS OF FEB. 2, 2019)

RECORD:	OVERALL	HOME	AWAY	NEUTRAL
ALL GAMES	8-12	8-5	0-7	0-0
CONFERENCE	2-7	2-3	0-4	0-0
NON-CONFERENCE	6-5	6-2	0-3	0-0

#	Player	GP	GS	Min	Avg	TOTAL			3-PTS			REBOUNDS												Avg		
						FG	FGA	Pct	3FG	FGA	Pct	FT	FTA	Pct	Off	Def	Tot	Avg	PF	FO	A	TO	Blk		Stl	Pts
35	DEVOS, Lore	20	20	731	36.5	118	270	.437	6	20	.300	43	58	.741	44	68	112	5.6	35	1	59	64	6	35	285	14.3
24	MOUNSEY, Mollie	20	20	749	37.5	75	212	.354	49	150	.327	25	34	.735	4	101	105	5.3	31	0	20	33	3	11	224	11.2
11	SVANHOLM, Lena	20	3	336	16.8	53	126	.421	9	35	.257	14	17	.824	19	47	66	3.3	24	0	10	22	22	4	129	6.5
44	NEUBERT, Tatum	20	20	438	21.9	45	115	.391	4	12	.333	32	38	.842	26	51	77	3.9	22	0	12	13	25	7	126	6.3
23	COLAIVALU, Grace	18	16	524	29.1	37	103	.359	2	20	.100	31	46	.674	9	60	69	3.8	59	5	86	58	7	18	107	5.9
21	HAMM, Myanne	20	12	539	27.0	32	91	.352	16	60	.267	14	19	.737	8	50	58	2.9	33	1	13	29	3	34	94	4.7
22	BROCKE, Lauren	20	7	374	18.7	21	60	.350	16	46	.348	5	6	.833	2	43	45	2.3	19	0	16	23	1	21	63	3.2
34	DAVIS, Liah	14	0	123	8.8	19	44	.432	0	0	.000	5	10	.500	12	20	32	2.3	15	0	7	7	7	1	43	3.1
00	MOLE, Taylor	17	2	187	11.0	10	42	.238	7	28	.250	8	10	.800	2	30	32	1.9	7	0	8	13	2	6	35	2.1
TM	TEAM.....														28	51	79	4.0	0			7			0	
	Total.....	20				410	1063	.386	109	371	.294	177	238	.744	154	521	675	33.8	245	7	231	269	76	137	1106	55.3
	Opponents.....	20				423	1230	.344	165	535	.308	158	223	.709	305	517	822	41.1	270	-	268	273	52	131	1169	58.5

TEAM STATISTICS	Colorado State	Opponents	Date	Opponent	Score	Attend
SCORING	1106	1169	11/6/18	EASTERN N.M.	W 72-46	881
Points per game	55.3	58.5	11/14/18	at Colorado	L 40-59	1394
Scoring margin	-3.1	-	11/20/18	NORTHERN COLORADO	L 47-53	1145
FIELD GOALS-ATT	410-1063	423-1230	11/25/18	CORNELL	W 56-53	1401
Field goal pct	.386	.344	11/28/18	at Gonzaga	L 39-50	5065
3 POINT FG-ATT	109-371	165-535	12/2/18	NORTH FLORIDA	W 61-59	941
3-point FG pct	.294	.308	12/5/18	NORTHERN ARIZONA	W 65-54	2434
3-pt FG made per game	5.5	8.3	12/9/18	ARIZONA STATE	L 39-70	1120
FREE THROWS-ATT	177-238	158-223	12/15/18	at BYU	L 42-51	500
Free throw pct	.744	.709	12/21/18	DENVER	W 84-79	1069
F-Throws made per game	8.9	7.9	12/29/18	CHADRON STATE	W 91-38	1187
REBOUNDS	675	822	* 1/2/19	UNLV	W 52-49	987
Rebounds per game	33.8	41.1	* 1/5/19	FRESNO STATE	L 55-66	1235
Rebounding margin	-7.3	-	* 1/9/19	at Air Force	L 48-63	462
ASSISTS	231	268	* 1/12/19	at New Mexico	L 58-70	5809
Assists per game	11.6	13.4	* 1/19/19	UTAH STATE	L 53-72	1270
TURNOVERS	269	273	* 1/23/19	NEVADA	L 38-62	955
Turnovers per game	13.5	13.7	* 1/26/19	at Fresno State	L 54-57	2187
Turnover margin	+0.2	-	* 1/30/19	at Boise St.	L 57-70	1181
Assist/turnover ratio	0.9	1.0	* 2/2/19	AIR FORCE	W 55-48	1436
STEALS	137	131				
Steals per game	6.9	6.6				
BLOCKS	76	52				
Blocks per game	3.8	2.6				
ATTENDANCE	16061	16598				
Home games-Avg/Game	13-1235	7-2371				
Neutral site-Avg/Game	-	0-0				

SCORE BY PERIODS:	1st	2nd	3rd	4th	Total
Colorado State	260	247	281	318	1106
Opponents	291	308	290	280	1169

2018-19 SEASON STATS - MOUNTAIN WEST GAMES

COLORADO STATE WOMEN'S BASKETBALL 2018-19 COMBINED TEAM STATISTICS

(AS OF JAN. 26, 2019)

RECORD:	OVERALL	HOME	AWAY	NEUTRAL
ALL GAMES	2-7	2-3	0-4	0-0
CONFERENCE	2-7	2-3	0-4	0-0
NON-CONFERENCE	0-0	0-0	0-0	0-0

#	Player	GP	GS	Min	TOTAL			3-PTS			REBOUNDS												Avg			
					FG	FGA	Pct	3FG	FGA	Pct	FT	FTA	Pct	Off	Def	Tot	Avg	PF	FO	A	TO	Blk		Stl	Pts	
35	DEVOS, Lore	9	9	343	38.1	42	119	.353	0	5	.000	27	34	.794	20	24	44	4.9	15	0	28	31	1	17	111	12.3
24	MOUNSEY, Mollie	9	9	356	39.6	27	90	.300	14	56	.250	14	21	.667	1	35	36	4.0	14	0	6	19	1	7	82	9.1
44	NEUBERT, Tatum	9	9	204	22.7	25	56	.446	1	3	.333	19	24	.792	17	29	46	5.1	8	0	3	6	11	3	70	7.8
23	COLAIVALU, Grace	8	8	218	27.3	18	46	.391	2	10	.200	19	33	.576	5	25	30	3.8	30	2	35	32	2	7	57	7.1
21	HAMM, Myanne	9	9	301	33.4	18	48	.375	12	34	.353	7	10	.700	3	26	29	3.2	18	1	7	17	3	23	55	6.1
11	SVANHOLM, Lena	9	0	132	14.7	22	50	.440	3	13	.231	3	4	.750	6	13	19	2.1	10	0	4	5	13	1	50	5.6
22	BROCKE, Lauren	9	1	155	17.2	8	24	.333	5	16	.313	1	2	.500	1	11	12	1.3	10	0	4	11	1	8	22	2.4
34	DAVIS, Liah	7	0	58	8.3	7	13	.538	0	0	.000	3	4	.750	5	11	16	2.3	5	0	6	4	4	1	17	2.4
00	MOLE, Taylor	6	0	33	5.5	2	7	.286	1	4	.250	1	2	.500	0	5	5	0.8	0	0	1	4	1	1	6	1.0
TM	TEAM.....													12	22	34	3.8	0			2				0	
	Total.....	9				169	453	.373	38	141	.270	94	134	.701	70	201	271	30.1	110	3	94	131	37	68	470	52.2
	Opponents.....	9				203	537	.378	76	222	.342	75	98	.765	137	229	366	40.7	136	-	128	138	26	64	557	61.9

TEAM STATISTICS	Colorado State	Opponents	Date	Opponent	Score	Attend
SCORING	470	557	* 1/2/19	UNLV	W 52-49	987
Points per game	52.2	61.9	* 1/5/19	FRESNO STATE	L 55-66	1235
Scoring margin	-9.7	-	* 1/9/19	at Air Force	L 48-63	462
FIELD GOALS-ATT	169-453	203-537	* 1/12/19	at New Mexico	L 58-70	5809
Field goal pct	.373	.378	* 1/19/19	UTAH STATE	L 53-72	1270
3 POINT FG-ATT	38-141	76-222	* 1/23/19	NEVADA	L 38-62	955
3-point FG pct	.270	.342	* 1/26/19	at Fresno State	L 54-57	2187
3-pt FG made per game	4.2	8.4	* 1/30/19	at Boise St.	L 57-70	1181
FREE THROWS-ATT	94-134	75-98	* 2/2/19	AIR FORCE	W 55-48	1436
Free throw pct	.701	.765				
F-Throws made per game	10.4	8.3				
REBOUNDS	271	366				
Rebounds per game	30.1	40.7				
Rebounding margin	-10.6	-				
ASSISTS	94	128				
Assists per game	10.4	14.2				
TURNOVERS	131	138				
Turnovers per game	14.6	15.3				
Turnover margin	+0.8	-				
Assist/turnover ratio	0.7	0.9				
STEALS	68	64				
Steals per game	7.6	7.1				
BLOCKS	37	26				
Blocks per game	4.1	2.9				
ATTENDANCE	5883	9639				
Home games-Avg/Game	5-1177	4-2410				
Neutral site-Avg/Game	-	0-0				

SCORE BY PERIODS:	1st	2nd	3rd	4th	Total
Colorado State	100	94	131	145	470
Opponents	137	145	145	130	557

2018-19 SEASON STATS - NONCONFERENCE GAMES

COLORADO STATE WOMEN'S BASKETBALL 2018-19 COMBINED TEAM STATISTICS (AS OF DEC. 29, 2018)

RECORD:	OVERALL	HOME	AWAY	NEUTRAL
ALL GAMES	6-5	6-2	0-3	0-0
CONFERENCE	0-0	0-0	0-0	0-0
NON-CONFERENCE	6-5	6-2	0-3	0-0

#	Player	GP	GS	Min	Avg	TOTAL			3-PTS			REBOUNDS													Pts	Avg
						FG	FGA	Pct	3FG	FGA	Pct	FT	FTA	Pct	Off	Def	Tot	Avg	PF	FO	A	TO	Blk	Stl		
35	DEVOS, Lore	11	11	388	35.3	76	151	.503	6	15	.400	16	24	.667	24	44	68	6.2	20	1	31	33	5	18	174	15.8
24	MOUNSEY, Mollie	11	11	393	35.7	48	122	.393	35	94	.372	11	13	.846	3	66	69	6.3	17	0	14	14	2	4	142	12.9
11	SVANHOLM, Lena	11	3	204	18.5	31	76	.408	6	22	.273	11	13	.846	13	34	47	4.3	14	0	6	17	9	3	79	7.2
44	NEUBERT, Tatum	11	11	234	21.3	20	59	.339	3	9	.333	13	14	.929	9	22	31	2.8	14	0	9	7	14	4	56	5.1
23	COLAIVALU, Grace	10	8	306	30.6	19	57	.333	0	10	.000	12	13	.923	4	35	39	3.9	29	3	51	26	5	11	50	5.0
22	BROCKE, Lauren	11	6	219	19.9	13	36	.361	11	30	.367	4	4	1.000	1	32	33	3.0	9	0	12	12	0	13	41	3.7
34	DAVIS, Liah	7	0	65	9.3	12	31	.387	0	0	.000	2	6	.333	7	9	16	2.3	10	0	1	3	3	0	26	3.7
21	HAMM, Myanne	11	3	238	21.6	14	43	.326	4	26	.154	7	9	.778	5	24	29	2.6	15	0	6	12	0	11	39	3.5
00	MOLE, Taylor	11	2	154	14.0	8	35	.229	6	24	.250	7	8	.875	2	25	27	2.5	7	0	7	9	1	5	29	2.6
TM	TEAM.....														16	29	45	4.1	0			5			0	
	Total.....	11				241	610	.395	71	230	.309	83	104	.798	84	320	404	36.7	135	4	137	138	39	69	636	57.8
	Opponents.....	11				220	693	.317	89	313	.284	83	125	.664	168	288	456	41.5	134	-	140	135	26	67	612	55.6

TEAM STATISTICS	Colorado State	Opponents	Date	Opponent	Score	Attend
SCORING	636	612	11/6/18	EASTERN N.M.	W 72-46	881
Points per game	57.8	55.6	11/14/18	at Colorado	L 40-59	1394
Scoring margin	+2.2	-	11/20/18	NORTHERN COLORADO	L 47-53	1145
FIELD GOALS-ATT	241-610	220-693	11/25/18	CORNELL	W 56-53	1401
Field goal pct	.395	.317	11/28/18	at Gonzaga	L 39-50	5065
3 POINT FG-ATT	71-230	89-313	12/2/18	NORTH FLORIDA	W 61-59	941
3-point FG pct	.309	.284	12/5/18	NORTHERN ARIZONA	W 65-54	2434
3-pt FG made per game	6.5	8.1	12/9/18	ARIZONA STATE	L 39-70	1120
FREE THROWS-ATT	83-104	83-125	12/15/18	at BYU	L 42-51	500
Free throw pct	.798	.664	12/21/18	DENVER	W 84-79	1069
F-Throws made per game	7.5	7.5	12/29/18	CHADRON STATE	W 91-38	1187
REBOUNDS	404	456				
Rebounds per game	36.7	41.5				
Rebounding margin	-4.7	-				
ASSISTS	137	140				
Assists per game	12.5	12.7				
TURNOVERS	138	135				
Turnovers per game	12.5	12.3				
Turnover margin	-0.3	-				
Assist/turnover ratio	1.0	1.0				
STEALS	69	67				
Steals per game	6.3	6.1				
BLOCKS	39	26				
Blocks per game	3.5	2.4				
ATTENDANCE	10178	6959				
Home games-Avg/Game	8-1272	3-2320				
Neutral site-Avg/Game	-	0-0				

SCORE BY PERIODS:	1st	2nd	3rd	4th	Total
Colorado State	160	153	150	173	636
Opponents	154	163	145	150	612



RYUN WILLIAMS

Head Coach • Seventh Season • South Dakota (1992)

A two-time Mountain West Coach of the Year and the winningest coach in program history, Ryun Williams enters his seventh season at the helm of the Colorado State women's basketball program in 2018-19.

Under Williams' guidance, the CSU women's basketball team has enjoyed one of its most successful stretches in program history. In addition to his program-best 136 wins, Williams is one of only

three coaches in program history to win 100 games or more at CSU, while his 81 conference wins are by far the most in program history. Williams' conference winning percentage of .764 (81-25 record) is the best by any CSU head coach and is third-best in Mountain West history.

With a 21-12 record in 2017-18, Colorado State qualified for the WNIT to reach the postseason for the fifth consecutive year. The Rams won in the postseason for the second straight season, defeating Western Illinois in the opening round of WNIT action on Wednesday, March 15, 2018. Williams' team, which also registered its fifth-straight campaign with 20 or more wins, was the nation's 18th-youngest when measured by percentage of underclassmen (53.3 percent).

In 2016-17, CSU won its fourth straight outright regular-season Mountain West championship, becoming the first women's or men's basketball team in conference history to win as many consecutively. The Rams reached their fourth consecutive postseason tournament in 2016-17, and defeated Saint Mary's in round one of the WNIT for the program's first postseason win since 2003. The Rams clinched a program record for consecutive home wins in 2016-17, picking up their 22nd straight victory at Moby Arena with a victory over Seattle on Dec. 18, 2016.

Williams coached the Rams to an NCAA Tournament appearance and national ranking in 2015-16, which were each firsts for the program since 2002. CSU's NCAA Tournament bid in 2015-16 also marked the program's third consecutive postseason appearance, building upon selections to the WNIT in 2013-14 as well as in 2014-15. The Rams finished 31-2 (.939) in 2015-16, marking the second-highest single-season wins total in school history, as well as the most wins in a single season by any school in Mountain West history.

Additionally, Williams' 2015-16 squad finished Mountain West play with a perfect 18-0 record, marking only the third time in league history that a team has run the table in conference play and the only time a MW school has gone undefeated since the conference transitioned to an 18-game league schedule.

The Rams won a program-record 28 straight games in 2015-16, shattering the previous school record of 19 consecutive victories. CSU entered 2016-17 with 15 straight wins at Moby Arena, then the third-longest winning stretch at home in school history, as well as with a program-best 12 straight wins in true road contests. The Rams were undefeated at home for the entirety of the 2015-16 season, a feat that had only been accomplished previously by the Rams during the 1998-99 season.

Williams earned his second MW Coach of the Year award in 2015-16, while Ellen Nystrom was named MW Player of the Year that same season. Nystrom was Williams' second MW Player of the Year, joining Gritt Ryder, who earned the award in 2014-15. Nystrom was named MW Player of the Year again in 2016-17, becoming the first repeat winner of the award since 2005-06 (Kim Smith, Utah).

The Rams went 11-19 (.367) in Williams' first season, but quickly turned into a perennial contender, winning back-to-back Mountain West Championships with a 25-8 (.758) record in 2013-14 and a 23-8 (.741) mark in 2014-15. The improvement from Williams' first to second seasons ranked as the third-best turnaround in the country in 2013-14, and is the best in program history. Following the team's strides in his second season, Williams was awarded with the 2014 Russell Athletic/WBCA NCAA Division I Regional Coach of the Year award.

Tasked with repairing what had been nearly a decade of sub-par results, Williams brought eight new faces to the Rams' 2013-14 roster in his second season at the helm. That season, the Rams recorded win streaks of eight and 10 games, as well as a stretch of 17 wins in 18 games. CSU skyrocketed to the top of the 2013-14 Mountain West standings and won its first regular season championship in 12 years.

The Rams, who were picked to finish seventh in 2013-14 Mountain West preseason poll, more than doubled their win total from the previous season to produce their best record in 13 years as well as the third-most victories in program history.

The team earned a program-record 10 all-conference awards between six players, and Williams earned his first MW Coach of the Year honor. The Rams also received their first postseason invitation in 10 years with its first of two trips to the WNIT under Williams.

A native of Gillette, Wyo., Williams earned his associate's degree from Sheridan in 1990, his bachelor's degree from South Dakota in 1992 and his master's degree from South Dakota in 1997. Williams and his wife, Lyndy, have two daughters, Natalie and Emily.

HEAD COACHING EXPERIENCE

Year	School	Record (%)	Conf. Rec.	Conf. Finish	Postseason
1995-96	Sheridan College	7-21	N/A	N/A	--
1996-97	Sheridan College	19-12	N/A	N/A	--
1997-98	Sheridan College	28-5	N/A	N/A	--
Three seasons		54-38 (.587)	N/A		--
1998-99	Wayne State	15-12	N/A	N/A	--
1999-00	Wayne State	19-9	14-4	4th	--
2000-01	Wayne State	18-9	12-6	4th	--
2001-02	Wayne State	12-15	9-9	7th	--
2002-03	Wayne State	17-11	11-7	5th	--
2003-04	Wayne State	13-15	6-10	7th	--
2004-05	Wayne State	20-11	7-7	6th	--
2005-06	Wayne State	27-4	13-1	1st	NCAA DII First Round
2006-07	Wayne State	19-10	11-7	4th	--
2007-08	Wayne State	22-10	12-6	2nd	NCAA DII Regional Semifinal
10 seasons		182-106 (.632)	95-57		Two Appearances
2008-09	South Dakota	18-11	N/A	N/A	--
2009-10	South Dakota	15-16	6-6	4th	--
2010-11	South Dakota	20-12	10-2	2nd	WBI Second Round
2011-12	South Dakota	23-8	12-6	3rd	WNIT Second Round
Four seasons		76-47 (.618)	28-14		Two Appearances
2012-13	Colorado State	11-19	7-9	6th	--
2013-14	Colorado State	25-8	15-3	1st	WNIT First Round
2014-15	Colorado State	23-8	15-3	1st	WNIT First Round
2015-16	Colorado State	31-2	18-0	1st	NCAA First Round
2016-17	Colorado State	25-9	15-3	1st	WNIT Second Round
2017-18	Colorado State	21-12	11-7	T-4th	WNIT Second Round
2018-19	Colorado State	8-12	2-7	--	--
Seven seasons		144-69 (.701)	83-32		Five Appearances
TOTALS	24 seasons	455-259 (.643)			Nine Appearances



NO. 32 ANDREA BRADY

Sr. • Forward • 6-1 • Salt Lake City, Utah (Salt Lake CC/Cottonwood HS)

2017-18 (JUNIOR)

Named Mountain West Player of the Week on Dec. 26 ... appeared in all 33 games with 16 starts ... third on the team in scoring (7.5 points/game) ... tied for the team lead and 13th in the MW in rebounds (6.2/game) ... led the team and was ninth in the MW in field goal percentage (.466) ... 11th in the MW in offensive

rebounds (2.1/game) ... registered 17 rebounds against Morgan State (Dec. 21), the most by any CSU player in a single game in 2017-18 and the fifth-most by any player in the conference ... added 18 points on 9-for-13 shooting against Morgan State for a double-double ... corralled 16 rebounds at New Mexico (Feb. 27), the third-most in a single conference game by any player in the league in 2017-18 ... had 20-plus-point performances at Northern Colorado (Dec. 10) and against Nevada (Feb. 27).

JUNIOR COLLEGE (SALT LAKE CC)

Helped lead Salt Lake Community College to a final NJCAA ranking of No. 4 in 2016-17 ... a .467 (185-of-396) career shooter at SLCC ... led all 2016-17 Salt Lake CC starters with a .470 field goal percentage (111-of-236) ... shot .463 (74-of-160) from the floor in her freshman campaign at SLCC ... averaged 8.5 points per game and 5.4 rebounds per game for the 2016-17 season.

2017-18 SEASON HIGHS

POINTS.....	21	NEVADA (2/24/18)
.....	20	AT NORTHERN COLORADO (12/10/17)
.....	19	PRAIRIE VIEW A&M (12/18/17)
.....	18	WESTERN ILL. (3/15/18)
.....	18	MORGAN STATE (12/21/17)
FIELD GOALS MADE.....	10	AT NORTHERN COLORADO (12/10/17)
FIELD GOAL ATTEMPTS.....	18	PRAIRIE VIEW A&M (12/18/17)
FG PCT (MIN 5 MADE).....	.889 (8-9)	WESTERN ILL. (3/15/18)
3-POINT FIELD GOALS MADE.....	1	GONZAGA (11/13/17)
3-POINT FG ATTEMPTS.....	1	BYU (12/2/17)
FREE THROWS MADE.....	6	AIR FORCE (2/7/18)
FREE THROW ATTEMPTS.....	9	AIR FORCE (2/7/18)
FT PCT (MIN 3 MADE).....	1.000 (3-3)	AT UNLV (01/20/18)
REBOUNDS.....	17	MORGAN STATE (12/21/17)
.....	16	AT NEW MEXICO (2/27/18)
ASSISTS.....	3	VS FRESNO STATE (03/06/18)
.....	3	PRAIRIE VIEW A&M (12/18/17)
STEALS.....	4	UTAH STATE (1/10/18)
.....	2	VS FRESNO STATE (03/06/18)
BLOCKED SHOTS.....	4	WESTERN ILL. (3/15/18)
.....	3	AT NEW MEXICO (2/27/18)
TURNOVERS.....	7	WESTERN ILL. (3/15/18)
FOULS.....	5	WESTERN ILL. (3/15/18)
MINUTES.....	36	MORGAN STATE (12/21/17)

OPPONENT (2017-18)	DATE	GS	MIN	TOTAL			3-PTS			FT	FTA	REBOUNDS			AVG	PF	FO	A	TO	BLK	STL	PTS	AVG	
				FG	FGA	PCT	3FG	FGA	PCT			PCT	OFF	DEF										TOT
IDAHO	11/10/17		4	0	1	.000	0	0	.000	0	2	.000	1	0	1	1.0	0	0	0	0	0	0	0.0	
GONZAGA	11/13/17		19	4	6	.667	1	1	1.000	2	5	.400	4	11	15	8.0	3	0	0	3	0	1	5.5	
EASTERN N.M.	11/16/17		16	2	5	.400	0	0	.000	0	0	.000	1	6	7	7.7	3	0	1	0	1	0	4.0	
OKLAHOMA	11/21/17		7	0	2	.000	0	0	.000	1	2	.500	1	1	2	6.3	2	0	0	3	1	0	1	
N.C. CENTRAL	11/25/17		13	3	8	.375	0	0	.000	0	0	.000	3	6	9	6.8	0	0	0	1	0	0	6	
AT DENVER	11/30/17		10	3	5	.600	0	0	.000	0	0	.000	0	3	3	6.2	2	0	0	2	1	0	6	
BYU	12/2/17		16	5	7	.714	0	1	.000	0	0	.000	0	6	6	6.1	3	0	0	3	1	0	10	
COLORADO	12/6/17		16	4	11	.364	0	0	.000	0	0	.000	0	5	5	6.0	1	0	2	3	2	1	8	
AT NORTHERN COLORADO	12/10/17	*	21	10	14	.714	0	0	.000	0	0	.000	1	3	4	5.8	0	0	0	0	0	1	20	
PRAIRIE VIEW A&M	12/18/17	*	31	9	18	.500	0	0	.000	1	2	.500	7	7	14	6.6	2	0	3	0	2	0	19	
MORGAN STATE	12/21/17	*	36	9	13	.692	0	0	.000	0	1	.000	5	12	17	7.5	1	0	1	3	1	1	18	
BOISE STATE	12/28/17	*	21	3	8	.375	0	0	.000	1	2	.500	1	4	5	7.3	5	1	0	1	0	0	7	
SAN JOSE STATE	12/30/17	*	29	4	14	.286	0	0	.000	1	2	.500	3	9	12	7.7	1	0	1	1	1	1	9	
AT SAN DIEGO STATE	01-03-18	*	11	0	4	.000	0	0	.000	0	0	.000	1	1	2	7.3	0	0	0	0	1	0	8.5	
AT FRESNO STATE	1/6/17	*	10	1	3	.333	0	0	.000	0	0	.000	0	2	2	6.9	2	0	1	1	0	1	2	
UTAH STATE	1/10/18	*	24	0	2	.000	0	0	.000	0	2	.000	1	1	2	6.6	1	0	0	2	0	4	0	
WYOMING	1/13/18	*	15	1	5	.200	0	0	.000	2	2	1.000	1	2	3	6.4	2	0	1	1	1	0	4	
AT AIR FORCE	01/17/18		6	0	1	.000	0	0	.000	0	0	.000	0	0	0	6.1	4	0	0	2	0	1	0	
AT UNLV	01/20/18		16	4	8	.500	0	0	.000	3	3	1.000	2	2	4	5.9	3	0	1	1	0	0	11	
SAN DIEGO STATE	1/24/18		4	1	2	.500	0	0	.000	0	0	.000	0	0	0	5.7	0	0	0	0	0	0	2	
NEW MEXICO	1/27/18		5	1	3	.333	0	0	.000	0	0	.000	0	1	1	5.4	0	0	1	2	0	0	2	
AT WYOMING	1/31/18		3	1	1	1.000	0	0	.000	0	0	.000	0	0	0	5.2	0	0	0	1	0	1	2	
AT NEVADA	2/3/18		21	6	8	.750	0	0	.000	0	0	.000	3	4	7	5.3	2	0	0	1	3	1	12	
AIR FORCE	2/7/18		18	5	7	.714	0	0	.000	6	9	.667	3	4	7	5.3	3	0	0	0	0	0	16	
AT SAN JOSE STATE	02/10/18	*	18	2	8	.250	0	0	.000	0	0	.000	3	4	7	5.4	4	0	0	1	0	0	4	
FRESNO STATE	2/17/18		7	0	2	.000	0	0	.000	0	0	.000	1	1	2	5.3	1	0	0	0	0	0	0	
AT BOISE STATE	02/21/18	*	23	3	10	.300	0	0	.000	4	6	.667	4	2	6	5.3	4	0	0	2	1	1	10	
NEVADA	2/24/18		25	8	13	.615	0	0	.000	5	8	.625	6	4	10	5.5	1	0	1	2	0	0	21	
AT NEW MEXICO	2/27/18	*	24	2	15	.133	0	0	.000	0	0	.000	7	9	16	5.8	3	0	0	3	3	0	4	
VS FRESNO STATE	03/06/18	*	29	4	9	.444	0	0	.000	0	0	.000	3	5	8	5.9	1	0	3	2	0	2	8	
VS BOISE STATE	03/07/18	*	26	3	7	.429	0	0	.000	0	0	.000	4	4	8	6.0	5	1	0	4	0	1	6	
WESTERN ILL.	3/15/18	*	25	8	9	.889	0	0	.000	2	2	1.000	2	9	11	6.1	5	1	0	7	4	1	18	
AT SOUTH DAKOTA	03/18/18	*	15	4	7	.571	0	0	.000	0	0	.000	1	6	7	6.2	2	0	0	2	0	0	8	
TOTALS			16	564	110	.466	1	2	.500	28	48	.583	69	134	203	6.2	66	3	16	53	25	18	249	7.5

ANDREA BRADY'S CAREER STATS AT CSU

				TOTAL			3-POINT			F-THROW			REBOUNDS												
YEAR	GP	GS	MIN	AVG	FG	FGA	PCT	FG	FGA	PCT	FT	FTA	PCT	OFF	DEF	TOT	AVG	PF	FO	AST	TO	BLK	STL	PTS	AVG
2017-18	33	16	564	17.1	110	236	.466	1	2	.500	28	48	.583	69	134	203	6.2	66	3	16	53	25	18	249	7.5
TOTAL	33	16	564	17.1	110	236	.466	1	2	.500	28	48	.583	69	134	203	6.2	66	3	16	53	25	18	249	7.5



NO. 22 LAUREN BROCKE

RS Fr. • Guard/Forward • 6-1 • Boise, Idaho (Centennial HS)

FRESHMAN (2017-18)

Redshirted the season.

HIGH SCHOOL

Rated a three-star athlete by ESPN ... ESPN's No. 19-ranked wing for the class of 2017 ... helped Centennial High School to a state runner-up finish and a 21-4 overall record in her junior season ... helped

lead her team to its first state title in 11 years her senior season ... a two-time All-SIC selection, earning honors in her junior and senior seasons ... a second-team all-state selection as a senior ... invited to the Idaho Statewide Basketball All-Star Games following her senior season.

2018-19 SEASON HIGHS

POINTS.....	9	AT BYU (12/15/18)
.....	8	UNLV (1/2/19)
.....	8	CHADRON STATE (12/29/18)
.....	6	AT BOISE ST. (1/30/19)
.....	6	NORTHERN COLORADO (11/20/18)
FIELD GOALS MADE.....	3	UNLV (1/2/19)
FIELD GOAL ATTEMPTS.....	8	AT BYU (12/15/18)
3-POINT FIELD GOALS MADE.....	3	AT BYU (12/15/18)
3-POINT FG ATTEMPTS.....	8	AT BYU (12/15/18)
3-PT FG PCT (MIN 2 MADE).....	1.000 (2-2)	UNLV (1/2/19)
FREE THROWS MADE.....	4	DENVER (12/21/18)
FREE THROW ATTEMPTS.....	4	DENVER (12/21/18)
FT PCT (MIN 3 MADE).....	1.000 (4-4)	DENVER (12/21/18)
REBOUNDS.....	6	NORTHERN ARIZONA (12/5/18)
.....	6	AT GONZAGA (11/28/18)
ASSISTS.....	4	NORTH FLORIDA (12/2/18)
.....	2	FRESNO STATE (1/5/19)
.....	2	CHADRON STATE (12/29/18)
.....	2	AT COLORADO (11/14/18)
STEALS.....	4	AT BYU (12/15/18)
BLOCKED SHOTS.....	1	AT BOISE ST. (1/30/19)
TURNOVERS.....	4	FRESNO STATE (1/5/19)
FOULS.....	2	AT BOISE ST. (1/30/19)
MINUTES.....	28	FRESNO STATE (1/5/19)

OPPONENT	DATE	GS	MIN	TOTAL			3-PTS			FT	FTA	REBOUNDS												
				FG	FGA	PCT	3FG	FGA	PCT			PCT	OFF	DEF	TOT	AVG	PF	FO	A	TO	BLK	STL	PTS	AVG
EASTERN N.M.	11/6/18		12	1	3	.333	1	3	.333	0	0	.000	0	3	3	3.0	0	0	0	1	0	1	3	3.0
AT COLORADO	11/14/18		14	0	0	.000	0	0	.000	0	0	.000	0	2	2	2.5	2	0	2	1	0	0	0	1.5
NORTHERN COLORADO	11/20/18	*	23	2	2	1.000	2	2	1.000	0	0	.000	0	4	4	3.0	1	0	0	1	0	2	6	3.0
CORNELL	11/25/18	*	22	1	6	.167	1	6	.167	0	0	.000	0	4	4	3.3	1	0	0	1	0	1	3	3.0
AT GONZAGA	11/28/18	*	20	1	5	.200	0	3	.000	0	0	.000	0	6	6	3.8	0	0	0	3	0	0	2	2.8
NORTH FLORIDA	12/2/18	*	26	1	3	.333	1	1	1.000	0	0	.000	0	2	2	3.5	0	0	4	2	0	1	3	2.8
NORTHERN ARIZONA	12/5/18	*	20	1	5	.200	1	4	.250	0	0	.000	1	5	6	3.9	1	0	1	0	0	2	3	2.9
ARIZONA STATE	12/9/18	*	20	0	0	.000	0	0	.000	0	0	.000	0	0	0	3.4	0	0	1	1	0	0	0	2.5
AT BYU	12/15/18		21	3	8	.375	3	8	.375	0	0	.000	0	0	0	3.0	1	0	1	1	0	4	9	3.2
DENVER	12/21/18		17	0	1	.000	0	1	.000	4	4	1.000	0	2	2	2.9	1	0	1	1	0	0	4	3.3
CHADRON STATE	12/29/18		24	3	3	1.000	2	2	1.000	0	0	.000	0	4	4	3.0	2	0	2	0	0	2	8	3.7
UNLV	1/2/19		16	3	3	1.000	2	2	1.000	0	0	.000	0	2	2	2.9	0	0	0	1	0	0	8	4.1
FRESNO STATE	1/5/19		28	1	5	.200	1	4	.250	0	0	.000	1	2	3	2.9	2	0	2	4	0	3	3	4.0
AT AIR FORCE	1/9/19		20	0	0	.000	0	0	.000	0	0	.000	0	2	2	2.9	2	0	0	3	0	1	0	3.7
AT NEW MEXICO	1/12/19		19	1	5	.200	0	2	.000	0	0	.000	0	0	0	2.7	2	0	1	0	0	0	2	3.6
UTAH STATE	1/19/19		15	0	2	.000	0	1	.000	1	2	.500	0	2	2	2.6	1	0	0	0	0	1	1	3.4
NEVADA	1/23/19		14	1	3	.333	0	2	.000	0	0	.000	0	1	1	2.5	0	0	0	2	0	0	2	3.4
AT FRESNO STATE	1/26/19		3	0	0	.000	0	0	.000	0	0	.000	0	0	0	2.4	0	0	0	0	0	0	0	3.2
AT BOISE ST.	1/30/19		23	2	5	.400	2	4	.500	0	0	.000	0	1	1	2.3	2	0	1	1	1	3	6	3.3
AIR FORCE	2/2/19	*	17	0	1	.000	0	1	.000	0	0	.000	0	1	1	2.3	1	0	0	0	0	0	0	3.2
TOTALS			7	374	21	.350	16	46	.348	5	6	.833	2	43	45	2.3	19	0	16	23	1	21	63	3.2

LAUREN BROCKE'S CAREER STATS

YEAR	GP	GS	MIN	AVG	TOTAL			3-POINT			F-THROW			REBOUNDS			PF	FO	AST	TO	BLK	STL	PTS	AVG	
					FG	FGA	PCT	FG	FGA	PCT	FT	FTA	PCT	OFF	DEF	TOT									
2018-19	20	7	374	18.7	21	60	.350	16	46	.348	5	6	.833	2	43	45	2.3	19	0	16	23	1	21	63	3.2
TOTAL	20	7	374	18.7	21	60	.350	16	46	.348	5	6	.833	2	43	45	2.3	19	0	16	23	1	21	63	3.2



NO. 23 GRACE COLAIVALU

RS So. • Guard • 5-7 • Sacramento, Calif. (Rosemont HS)

2017-18 (REDSHIRT FRESHMAN)

Mountain West All-Freshman selection ... appeared in 32 games with 17 starts in 2017-18 ... fourth on the team in scoring for the season (7.3/game) and third in scoring in conference play (7.8/game) ... scored 22 points per game over her first four career Mountain West games, by far the most of any player during the

Ryun Williams era ... 13th in the conference in field goal percentage in league play (.464) ... scored 29 points with seven rebounds and made the game-winning shot to lift the Rams to a road win over San Diego State (Jan. 3) ... made 12 field goals in that game, tied for the fifth-most by any player in the conference in a single game this season ... scored 26 points on 8-for-13 shooting against Boise State on Dec. 28, her first career MW game.

CAREER HIGHS

POINTS:29, AT SAN DIEGO STATE -- 01-03-18
REBOUNDS:9, UNLV -- 1/2/19
ASSISTS:12, CHADRON STATE -- 12/29/18
STEALS:5, AT AIR FORCE -- 01/17/18
BLOCKS:2, VS FRESNO STATE -- 03/06/18 ; AT DENVER -- 11/30/17
FG MADE:12 , AT SAN DIEGO STATE -- 01-03-18
3FG MADE: 2, AT SAN DIEGO STATE -- 01-03-18 ; UTAH STATE -- 1/19/19
FT MADE:9, BOISE STATE -- 12/28/17

2018-19 SEASON HIGHS

POINTS.....20
.....17
.....9
.....8
.....7
FIELD GOALS MADE.....7
.....5
FIELD GOAL ATTEMPTS.....11
FG PCT (MIN 5 MADE)......833 (5-6)
3-POINT FIELD GOALS MADE.....2
3-POINT FG ATTEMPTS.....3
3-PT FG PCT (MIN 2 MADE)......667 (2-3)
FREE THROWS MADE.....7
FREE THROW ATTEMPTS.....9
FT PCT (MIN 3 MADE).....1.000 (7-7)
REBOUNDS.....9
.....7
ASSISTS.....12
.....9
STEALS.....4
BLOCKED SHOTS.....1
TURNOVERS.....7
FOULS.....5
MINUTES.....40

UTAH STATE (1/19/19)
DENVER (12/21/18)
AT NEW MEXICO (1/12/19)
AT BOISE ST. (1/30/19)
AT FRESNO STATE (1/26/19)
UTAH STATE (1/19/19)
DENVER (12/21/18)
UTAH STATE (1/19/19)
DENVER (12/21/18)
UTAH STATE (1/19/19)
UTAH STATE (1/19/19)
AT NEW MEXICO (1/12/19)
AT NEW MEXICO (1/12/19)
DENVER (12/21/18)
UNLV (1/2/19)
NORTHERN ARIZONA (12/5/18)
CHADRON STATE (12/29/18)
AT FRESNO STATE (1/26/19)
AT COLORADO (11/14/18)
AT AIR FORCE (1/9/19)
AT BOISE ST. (1/30/19)
NEVADA (1/23/19)
AT FRESNO STATE (1/26/19)

OPPONENT	DATE	GS	MIN	TOTAL			3-PTS			FT	FTA	REBOUNDS					AVG	PF	FO	A	TO	BLK	STL	PTS	AVG
				FG	FGA	PCT	3FG	FGA	PCT			PCT	OFF	DEF	TOT										
EASTERN N.M.	11/6/18	*	32	3	6	.500	0	0	.000	0	0	.000	1	2	3	3.0	5	1	7	0	1	0	6	6.0	
AT COLORADO	11/14/18	*	30	3	5	.600	0	0	.000	0	0	.000	0	1	1	2.0	5	1	1	3	0	4	6	6.0	
NORTHERN COLORADO	11/20/18	*	35	3	11	.273	0	2	.000	0	0	.000	0	1	1	1.7	3	0	4	4	1	2	6	6.0	
CORNELL	11/25/18	*	34	0	2	.000	0	1	.000	2	2	1.000	0	4	4	2.3	3	0	7	3	1	0	2	5.0	
AT GONZAGA	11/28/18	*	27	1	3	.333	0	0	.000	1	2	.500	0	3	3	2.4	3	0	2	5	0	0	3	4.6	
NORTH FLORIDA	12/2/18	*	37	1	10	.100	0	2	.000	0	0	.000	2	4	6	3.0	5	1	7	3	1	0	2	4.2	
NORTHERN ARIZONA	12/5/18	*	28	0	5	.000	0	3	.000	2	2	1.000	0	7	7	3.6	0	0	2	1	0	1	2	3.9	
ARIZONA STATE	12/9/18	DNP																							
AT BYU	12/15/18		31	1	5	.200	0	1	.000	0	0	.000	1	2	3	3.5	0	0	6	2	1	1	2	3.6	
DENVER	12/21/18		29	5	6	.833	0	0	.000	7	7	1.000	0	5	5	3.7	4	0	3	2	0	1	17	5.1	
CHADRON STATE	12/29/18	*	23	2	4	.500	0	1	.000	0	0	.000	0	6	6	3.9	1	0	12	3	0	2	4	5.0	
UNLV	1/2/19	*	38	2	5	.400	0	1	.000	0	0	.000	0	9	9	4.4	3	0	6	7	1	3	4	4.9	
FRESNO STATE	1/5/19	*	12	0	1	.000	0	0	.000	0	0	.000	0	2	2	4.2	4	0	0	2	0	0	0	4.5	
AT AIR FORCE	1/9/19	*	14	1	2	.500	0	1	.000	1	2	.500	0	2	2	4.0	4	0	1	3	1	1	3	4.4	
AT NEW MEXICO	1/12/19	*	24	1	5	.200	0	0	.000	7	9	.778	1	3	4	4.0	5	1	8	4	0	1	9	4.7	
UTAH STATE	1/19/19	*	35	7	11	.636	2	3	.667	4	6	.667	1	4	5	4.1	4	0	6	3	0	1	20	5.7	
NEVADA	1/23/19	*	26	2	7	.286	0	2	.000	2	5	.400	0	4	4	4.1	5	1	4	4	0	0	6	5.8	
AT FRESNO STATE	1/26/19	*	40	3	8	.375	0	1	.000	1	4	.250	2	1	3	4.0	1	0	9	2	0	1	7	5.8	
AT BOISE ST.	1/30/19	*	29	2	7	.286	0	2	.000	4	7	.571	1	0	1	3.8	4	0	1	7	0	0	8	5.9	
AIR FORCE	2/2/19	DNP																							
TOTALS			16	524	37	103	.359	2	20	.100	31	.674	9	60	69	3.8	59	5	86	58	7	18	107	5.9	

GRACE COLAIVALU'S CAREER STATS

YEAR	GP	GS	MIN	AVG	TOTAL			3-POINT			F-THROW			REBOUNDS			AVG	PF	FO	AST	TO	BLK	STL	PTS	AVG
					FG	FGA	PCT	FG	FGA	PCT	FT	FTA	PCT	OFF	DEF	TOT									
2017-18	32	17	598	18.7	89	193	.461	6	26	.231	50	78	.641	15	48	63	2.0	57	2	89	80	12	28	234	7.3
2018-19	18	16	524	29.1	37	103	.359	2	20	.100	31	46	.674	9	60	69	3.8	59	5	86	58	7	18	107	5.9
TOTAL	50	33	1122	22.4	126	296	.426	8	46	.174	81	124	.653	24	108	132	2.6	116	7	175	138	19	46	341	6.8



NO. 34 LIAH DAVIS

RS So. • Center • 6-2 • Colorado Springs, Colo. (Sand Creek HS)

2017-18 (REDSHIRT FRESHMAN)

Appeared in 21 games with three starts in 2017-18 ... averaged 3.3 points and 2.0 rebounds per game ... averages 4.0 points and 2.7 rebounds per game in conference play ... scored 10 or more points three times in 2017-18 ... averaged 11.5 points against Wyoming, scoring 12 on 6-for-7 shooting at Wyoming (Jan. 31)

and 11 on 5-for-9 shooting against the Cowgirls at home (Jan. 13) ... tallied 11 points and eight rebounds in the Rams' win at Air Force (Jan. 17).

2016-17 (FRESHMAN)

Redshirted the season.

CAREER HIGHS

POINTS:12, AT WYOMING – 1/31/18
 REBOUNDS:8, AT AIR FORCE – 01/17/18
 ASSISTS:1, 8 TIMES
 STEALS:1, AT NORTHERN COLORADO – 12/10/17
 BLOCKS:3, CORNELL – 11/25/18
 FG MADE:6, AT WYOMING – 1/31/18
 FT MADE:5, AT AIR FORCE – 01/17/18

2018-19 SEASON HIGHS

POINTS.....	9	CHADRON STATE (12/29/18)
.....	8	CORNELL (11/25/18)
.....	6	AIR FORCE (2/2/19)
.....	6	FRESNO STATE (1/5/19)
.....	4	ARIZONA STATE (12/9/18)
FIELD GOALS MADE.....	4	CHADRON STATE (12/29/18)
.....	4	CORNELL (11/25/18)
FIELD GOAL ATTEMPTS.....	9	ARIZONA STATE (12/9/18)
FREE THROWS MADE.....	3	UTAH STATE (1/19/19)
.....	1	CHADRON STATE (12/29/18)
.....	1	NORTHERN ARIZONA (12/5/18)
FREE THROW ATTEMPTS.....	4	UTAH STATE (1/19/19)
FT PCT (MIN 3 MADE).....	.750 (3-4)	UTAH STATE (1/19/19)
REBOUNDS.....	5	AIR FORCE (2/2/19)
.....	5	FRESNO STATE (1/5/19)
.....	5	ARIZONA STATE (12/9/18)
.....	5	CORNELL (11/25/18)
ASSISTS.....	3	AIR FORCE (2/2/19)
.....	2	FRESNO STATE (1/5/19)
STEALS.....	1	UTAH STATE (1/19/19)
BLOCKED SHOTS.....	3	CORNELL (11/25/18)
TURNOVERS.....	2	AIR FORCE (2/2/19)
FOULS.....	4	CHADRON STATE (12/29/18)
MINUTES.....	19	AIR FORCE (2/2/19)

OPPONENT	DATE	GS	MIN	TOTAL			3-PTS			FT	FTA	REBOUNDS			AVG	PF	FO	A	TO	BLK	STL	PTS	AVG
				FG	FGA	PCT	3FG	FGA	PCT			PCT	OFF	DEF	TOT								
EASTERN N.M.	11/6/18		DNP																				
NORTHERN COLORADO	11/20/18		DNP																				
CORNELL	11/25/18	10	4	7	.571	0	0	.000	0	0	.000	2	3	5	5.0	0	0	0	0	3	0	8	8.0
AT GONZAGA	11/28/18	5	0	2	.000	0	0	.000	0	0	.000	0	0	0	2.5	0	0	0	0	0	0	0	4.0
NORTH FLORIDA	12/2/18	3	1	2	.500	0	0	.000	0	0	.000	0	0	0	1.7	1	0	0	0	0	0	2	3.3
NORTHERN ARIZONA	12/5/18	12	1	4	.250	0	0	.000	1	2	.500	1	1	2	1.8	3	0	0	0	0	0	3	3.3
ARIZONA STATE	12/9/18	17	2	9	.222	0	0	.000	0	2	.000	2	3	5	2.4	1	0	0	1	0	0	4	3.4
AT BYU	12/15/18	5	0	1	.000	0	0	.000	0	0	.000	0	0	0	2.0	1	0	1	0	0	0	0	2.8
DENVER	12/21/18		DNP																				
CHADRON STATE	12/29/18	13	4	6	.667	0	0	.000	1	2	.500	2	2	4	2.3	4	0	0	2	0	0	9	3.7
UNLV	1/2/19	2	0	0	.000	0	0	.000	0	0	.000	0	0	0	2.0	1	0	0	1	0	0	0	3.3
FRESNO STATE	1/5/19	11	3	4	.750	0	0	.000	0	0	.000	2	3	5	2.3	0	0	2	0	1	0	6	3.6
AT AIR FORCE	1/9/19	7	1	3	.333	0	0	.000	0	0	.000	0	1	1	2.2	0	0	0	0	1	0	2	3.4
UTAH STATE	1/19/19	11	0	0	.000	0	0	.000	3	4	.750	1	1	2	2.2	1	0	1	0	0	1	3	3.4
NEVADA	1/23/19	4	0	1	.000	0	0	.000	0	0	.000	0	2	2	2.2	0	0	0	1	1	0	0	3.1
AT FRESNO STATE	1/26/19		DNP																				
AT BOISE ST.	1/30/19	4	0	1	.000	0	0	.000	0	0	.000	0	1	1	2.1	0	0	0	0	0	0	0	2.8
AIR FORCE	2/2/19	19	3	4	.750	0	0	.000	0	0	.000	2	3	5	2.3	3	0	3	2	1	0	6	3.1
TOTALS		0	123	19	44	.432	0	0	.000	5	10	.500	12	20	32	2.3	15	0	7	7	7	43	3.1

LIAH DAVIS' CAREER STATS

					TOTAL			3-POINT			F-THROW			REBOUNDS													
YEAR	GP	GS	MIN	AVG	FG	FGA	PCT	FG	FGA	PCT	FT	FTA	PCT	OFF	DEF	TOT	AVG	PF	FO	AST	TO	BLK	STL	PTS	AVG		
2017-18	21	3	187	8.9	30	75	.400	0	1	.000	10	13	.769	15	27	42	2.0	17	0	7	7	5	1	70	3.3		
2018-19	14	0	123	8.8	19	44	.432	0	0	.000	5	10	.500	12	20	32	2.3	15	0	7	7	1	43	3.1			
TOTAL	35	3	310	8.9	49	119	.412	0	1	.000	15	23	.652	27	47	74	2.1	32	0	14	14	2	113	3.2			



NO. 35 LORE DEVOS

So. • Guard • 6-0 • Kortrijk, Belgium

2017-18 (FRESHMAN)

Has appeared in 29 games with 11 starts in 2017-18 ... averaged 7.1 points and 3.1 rebounds per game for the season ... scored 25 points on 10-for-16 shooting against Idaho (Nov. 11), marking the most points scored by any player in her first collegiate game in the Ryun Williams era ... scored a team-high 15 points off the

bench on 7-for-10 shooting to lift the Rams to a win at Nevada (Feb. 3) ... scored 15 points on 6-for-11 shooting and grabbed eight rebounds in the Rams' win over North Carolina Central (Nov. 25).

CAREER HIGHS

POINTS: 25, IDAHO -- 11/10/17
 REBOUNDS: 10, DENVER -- 12/21/18 ; AIR FORCE -- 2/7/18
 ASSISTS: 8, DENVER -- 12/21/18
 STEALS: 6, DENVER -- 12/21/18
 BLOCKS: 2, 6 TIMES
 FG MADE: 11, NORTHERN ARIZONA -- 12/5/18
 3FG MADE: 1, 9 TIMES
 FT MADE: 6, VS FRESNO STATE -- 03/06/18

2018-19 SEASON HIGHS

POINTS	23	NORTHERN ARIZONA (12/5/18)
.....	23	NORTH FLORIDA (12/2/18)
.....	23	EASTERN N.M. (11/6/18)
.....	21	DENVER (12/21/18)
.....	19	AT BOISE ST. (1/30/19)
FIELD GOALS MADE	11	NORTHERN ARIZONA (12/5/18)
FIELD GOAL ATTEMPTS	21	AIR FORCE (2/2/19)
FG PCT (MIN 5 MADE)727 (8-11)	CHADRON STATE (12/29/18)
3-POINT FIELD GOALS MADE	1	CHADRON STATE (12/29/18)
3-POINT FG ATTEMPTS	3	AT COLORADO (11/14/18)
FREE THROWS MADE	9	UNLV (1/2/19)
FREE THROW ATTEMPTS	9	UNLV (1/2/19)
FT PCT (MIN 3 MADE)	1.000 (9-9)	UNLV (1/2/19)
REBOUNDS	10	DENVER (12/21/18)
.....	8	NORTHERN ARIZONA (12/5/18)
.....	8	NORTH FLORIDA (12/2/18)
.....	8	AT COLORADO (11/14/18)
ASSISTS	8	DENVER (12/21/18)
.....	6	AT FRESNO STATE (1/26/19)
STEALS	6	DENVER (12/21/18)
BLOCKED SHOTS	2	CHADRON STATE (12/29/18)
TURNOVERS	8	AIR FORCE (2/2/19)
FOULS	5	EASTERN N.M. (11/6/18)
MINUTES	40	AIR FORCE (2/2/19)

OPPONENT	DATE	GS	MIN	TOTAL			3-PTS			FT	FTA	REBOUNDS			PF	FO	A	TO	BLK	STL	PTS	AVG		
				FG	FGA	PCT	3FG	FGA	PCT			OFF	DEF	TOT									AVG	
EASTERN N.M.	11/6/18	*	33	10	16	.625	1	2	.500	2	2	1.000	2	6	8	8.0	5	1	2	3	0	0	23	23.0
AT COLORADO	11/14/18	*	35	4	16	.250	1	3	.333	0	3	.000	5	3	8	8.0	1	0	0	7	1	1	9	16.0
NORTHERN COLORADO	11/20/18	*	39	6	12	.500	0	2	.000	2	3	.667	1	6	7	7.7	1	0	2	5	0	2	14	15.3
CORNELL	11/25/18	*	37	5	11	.455	0	1	.000	4	5	.800	2	4	6	7.3	1	0	2	0	0	1	14	15.0
AT GONZAGA	11/28/18	*	38	8	11	.727	0	0	.000	1	1	1.000	2	1	3	6.4	1	0	2	4	0	4	17	15.4
NORTH FLORIDA	12/2/18	*	30	9	16	.563	1	2	.500	4	4	1.000	5	3	8	6.7	3	0	2	1	0	0	23	16.7
NORTHERN ARIZONA	12/5/18	*	38	11	21	.524	1	2	.500	0	1	.000	3	5	8	6.9	2	0	5	2	2	1	23	17.6
ARIZONA STATE	12/9/18	*	35	4	13	.308	0	0	.000	0	0	.000	0	0	0	6.0	1	0	2	2	0	0	8	16.4
AT BYU	12/15/18	*	38	2	9	.222	0	0	.000	0	0	.000	0	5	5	5.9	3	0	2	2	0	1	4	15.0
DENVER	12/21/18	*	40	9	15	.600	1	2	.500	2	3	.667	3	7	10	6.3	1	0	8	5	0	6	21	15.6
CHADRON STATE	12/29/18	*	25	8	11	.727	1	1	1.000	1	2	.500	1	4	5	6.2	1	0	4	2	2	2	18	15.8
UNLV	1/2/19	*	39	4	13	.308	0	0	.000	9	9	1.000	6	1	7	6.3	1	0	3	3	0	2	17	15.9
FRESNO STATE	1/5/19	*	36	1	9	.111	0	0	.000	2	2	1.000	1	1	2	5.9	1	0	2	5	0	2	4	15.0
AT AIR FORCE	1/9/19	*	40	6	12	.500	0	0	.000	4	6	.667	0	4	4	5.8	1	0	3	1	0	2	16	15.1
AT NEW MEXICO	1/12/19	*	40	4	12	.333	0	1	.000	2	4	.500	2	5	7	5.9	3	0	3	5	0	2	10	14.7
UTAH STATE	1/19/19	*	30	2	9	.222	0	1	.000	0	0	.000	0	1	1	5.6	2	0	4	1	0	1	4	14.1
NEVADA	1/23/19	*	38	5	14	.357	0	2	.000	2	2	1.000	2	1	3	5.4	1	0	3	3	0	3	12	13.9
AT FRESNO STATE	1/26/19	*	40	6	13	.462	0	0	.000	0	0	.000	3	4	7	5.5	2	0	6	2	0	0	12	13.8
AT BOISE ST.	1/30/19	*	40	8	16	.500	0	1	.000	3	4	.750	2	4	6	5.5	1	0	1	3	0	2	19	14.1
AIR FORCE	2/2/19	*	40	6	21	.286	0	0	.000	5	7	.714	4	3	7	5.6	3	0	3	8	1	3	17	14.3
TOTALS			20	731	118	.437	6	20	.300	43	58	.741	44	68	112	5.6	35	1	59	64	6	35	285	14.3

LORE DEVOS' CAREER STATS

	TOTAL							3-POINT			F-THROW			REBOUNDS													
YEAR	GP	GS	MIN	AVG	FG	FGA	PCT	FG	FGA	PCT	FT	FTA	PCT	OFF	DEF	TOT	AVG	PF	FO	AST	TO	BLK	STL	PTS	AVG		
2017-18	29	11	504	17.4	83	191	.435	3	16	.188	38	46	.826	31	58	89	3.1	38	0	27	56	17	18	207	7.1		
2018-19	20	20	731	36.5	118	270	.437	6	20	.300	43	58	.741	44	68	112	5.6	35	1	59	64	6	35	285	14.3		
TOTAL	49	31	1235	25.2	201	461	.436	9	36	.250	81	104	.779	75	126	201	4.1	73	1	86	120	23	53	492	10.0		



NO. 21 MYANNE HAMM

RS Sr. • Guard/Forward • 5-11 • Fort Collins, Colo. (Poudre HS)

2017-18 (RS JUNIOR)

Missed the season due to injury.

2016-17 (RS SOPHOMORE)

Averaged 5.0 points and 2.5 rebounds per game over 34 appearances and one start (at Wyoming, Feb. 28) ... ranked second on the team in steals (40) ... finished fourth on the team in three-point field

goals made (33) and free throws made (27) ... shot 4-of-7 from three-point range en route to 14 points in 20 minutes against Boise State (March 8) in the Mountain West Women's Basketball Championship semifinals ... tallied 12 points in CSU's overtime win at Fresno State (Feb. 11), including the game-tying three-pointer at the end of regulation ... scored a career high 16 points - including 10 over the final five minutes - to lift CSU to a win over New Mexico at The Pit (Jan. 14).

CAREER HIGHS

POINTS: 16, AT NEW MEXICO -- 1/14/17
 REBOUNDS: 9, FRESNO STATE -- 1/18/17
 ASSISTS: 4, CHADRON STATE -- 12/29/18
 STEALS: 4, CHADRON STATE -- 12/29/18
 BLOCKS: 1, 10 TIMES
 FG MADE: 6, AT NEW MEXICO -- 1/14/17
 3FG MADE: 4, AT NEW MEXICO -- 1/14/17 ; VS BOISE STATE -- 3/8/17
 FT MADE: 4, UNLV -- 2/4/17

2018-19 SEASON HIGHS

POINTS	10	CHADRON STATE (12/29/18)
.....	9	AIR FORCE (2/2/19)
.....	9	AT FRESNO STATE (1/26/19)
.....	8	NEVADA (1/23/19)
.....	8	NORTH FLORIDA (12/2/18)
FIELD GOALS MADE	3	AIR FORCE (2/2/19)
.....	3	AT FRESNO STATE (1/26/19)
FIELD GOAL ATTEMPTS	7	AIR FORCE (2/2/19)
3-POINT FIELD GOALS MADE	3	AT FRESNO STATE (1/26/19)
.....	2	NEVADA (1/23/19)
3-POINT FG ATTEMPTS	6	AT FRESNO STATE (1/26/19)
3-PT FG PCT (MIN 2 MADE)500 (3-6)	AT FRESNO STATE (1/26/19)
.....	.500 (2-4)	NEVADA (1/23/19)
FREE THROWS MADE	2	AIR FORCE (2/2/19)
FREE THROW ATTEMPTS	2	AIR FORCE (2/2/19)
REBOUNDS	7	EASTERN N.M. (11/6/18)
.....	5	AIR FORCE (2/2/19)
.....	5	ARIZONA STATE (12/9/18)
ASSISTS	4	CHADRON STATE (12/29/18)
.....	3	FRESNO STATE (1/5/19)
STEALS	8	AIR FORCE (2/2/19)
BLOCKED SHOTS	1	AIR FORCE (2/2/19)
TURNOVERS	4	AIR FORCE (2/2/19)
FOULS	5	AT AIR FORCE (1/9/19)
MINUTES	40	NEVADA (1/23/19)

OPPONENT	DATE	GS	MIN	TOTAL				3-PTS			REBOUNDS														PTS	AVG
				FG	FGA	PCT	3FG	FGA	PCT	FT	FTA	PCT	OFF	DEF	TOT	AVG	PF	FO	A	TO	BLK	STL				
EASTERN N.M.	11/6/18	*	28	1	5	.200	0	4	.000	0	0	.000	0	7	7	7.0	2	0	1	0	0	1	2	2.0		
AT COLORADO	11/14/18	*	23	1	4	.250	0	2	.000	1	2	.500	1	3	4	5.5	0	0	0	1	0	0	3	2.5		
NORTHERN COLORADO	11/20/18		5	0	0	.000	0	0	.000	0	0	.000	0	0	0	3.7	0	0	0	0	0	0	0	1.7		
CORNELL	11/25/18		22	2	6	.333	2	4	.500	0	0	.000	1	2	3	3.5	2	0	0	1	0	0	6	2.8		
AT GONZAGA	11/28/18		22	1	6	.167	0	3	.000	1	1	1.000	2	1	3	3.4	0	0	0	1	0	1	3	2.8		
NORTH FLORIDA	12/2/18		24	3	5	.600	0	2	.000	2	2	1.000	0	2	2	3.2	0	0	0	1	0	2	8	3.7		
NORTHERN ARIZONA	12/5/18		20	1	3	.333	0	2	.000	0	0	.000	0	2	2	3.0	3	0	0	2	0	1	2	3.4		
ARIZONA STATE	12/9/18		32	1	3	.333	0	0	.000	1	2	.500	1	4	5	3.3	3	0	0	2	0	1	3	3.4		
AT BYU	12/15/18		10	0	1	.000	0	1	.000	0	0	.000	0	0	0	2.9	2	0	0	1	0	0	0	3.0		
DENVER	12/21/18		21	1	5	.200	0	4	.000	0	0	.000	0	1	1	2.7	3	0	1	2	0	1	2	2.9		
CHADRON STATE	12/29/18	*	31	3	5	.600	2	4	.500	2	2	1.000	0	2	2	2.6	0	0	4	1	0	4	10	3.5		
UNLV	1/2/19	*	23	2	7	.286	2	5	.400	0	0	.000	1	2	3	2.7	1	0	0	2	1	0	6	3.8		
FRESNO STATE	1/5/19	*	33	2	4	.500	2	4	.500	0	2	.000	0	4	4	2.8	1	0	3	2	0	1	6	3.9		
AT AIR FORCE	1/9/19	*	37	1	4	.250	0	3	.000	2	2	1.000	0	0	0	2.6	5	1	0	0	0	4	4	3.9		
AT NEW MEXICO	1/12/19	*	36	2	3	.667	1	2	.500	2	2	1.000	1	3	4	2.7	4	0	2	1	0	2	7	4.1		
UTAH STATE	1/19/19	*	29	2	7	.286	1	6	.167	1	2	.500	0	3	3	2.7	0	0	0	0	1	0	6	4.3		
NEVADA	1/23/19	*	40	3	6	.500	2	4	.500	0	0	.000	1	3	4	2.8	2	0	0	3	0	2	8	4.5		
AT FRESNO STATE	1/26/19	*	36	3	7	.429	3	6	.500	0	0	.000	0	2	2	2.7	2	0	1	4	0	3	9	4.7		
AT BOISE ST.	1/30/19	*	28	0	3	.000	0	2	.000	0	0	.000	0	4	4	2.8	1	0	0	1	0	3	0	4.5		
AIR FORCE	2/2/19	*	39	3	7	.429	1	2	.500	2	2	1.000	0	5	5	2.9	2	0	1	4	1	8	9	4.7		
TOTALS			12	539	32	91	.352	16	60	.267	14	19	.737	8	50	58	2.9	33	1	13	29	3	34	94	4.7	

MYANNE HAMM'S CAREER STATS

YEAR	GP	GS	MIN	AVG	FG	FGA	PCT	3FG	FGA	PCT	FT	FTA	PCT	OFF	DEF	TOT	AVG	PF	FO	AST	TO	BLK	STL	PTS	AVG
2015-16	8	0	38	4.8	6	13	.462	0	1	.000	5	9	.556	7	6	13	1.6	10	0	2	3	1	1	17	2.1
2016-17	34	1	569	16.7	55	139	.396	33	98	.337	27	42	.643	21	65	86	2.5	67	1	12	30	9	40	170	5.0
2018-19	20	12	539	27.0	32	91	.352	16	60	.267	14	19	.737	8	50	58	2.9	33	1	13	29	3	34	94	4.7
TOTAL	62	13	1146	18.5	93	243	.383	49	159	.308	46	70	.657	36	121	157	2.5	110	2	27	62	13	75	281	4.5



NO. 0 TAYLOR MOLE

Fr. • Guard/Forward • 6-2 • Hobart, Tasmania, Australia

HIGH SCHOOL

Represented Tasmania at the U20, U18 and U16 Australia Junior Championships, averaging a double-double in U18 play (15.8 points per game, 13.7 rebounds per game) and U16 play (14.4 points per game, 10.3 rebounds per game) ... finished with a near double-double average for Tasmania in U20 play (11.5 points per game, 9.3 rebounds per game) ... averaged a double-double in the 2017 Australian College Championships, tallying 26.4 points per game and 14.0 rebounds per game for Lake Ginninderra ... member of the 2015 and 2016 U17 Australia World Championships squads ... helped Australia to a gold medal at the 2015 Oceania Championships ... earned additional experience at the prestigious Australian Institute of Sport Basketball Centre of Excellence, which chooses 12-15 athletes per year to develop for future international competition ... Examiner Newspaper's State Junior Female Sportsperson of the Year selection in 2015 ... Basketball Tasmania High Performance Athlete of the Year from 2013-17 ... first player from Australia to play for Colorado State since head coach Ryun Williams' tenure began in 2012.

2018-19 SEASON HIGHS

POINTS.....	11	CHADRON STATE (12/29/18)
.....	5	NORTHERN ARIZONA (12/5/18)
.....	4	UTAH STATE (1/19/19)
.....	4	NORTHERN COLORADO (11/20/18)
.....	3	DENVER (12/21/18)
.....	3	AT GONZAGA (11/28/18)
.....	3	EASTERN N.M. (11/6/18)
FIELD GOALS MADE.....	2	CHADRON STATE (12/29/18)
FIELD GOAL ATTEMPTS.....	7	CHADRON STATE (12/29/18)
3-POINT FIELD GOALS MADE.....	1	UTAH STATE (1/19/19)
3-POINT FG ATTEMPTS.....	5	CHADRON STATE (12/29/18)
FREE THROWS MADE.....	6	CHADRON STATE (12/29/18)
FREE THROW ATTEMPTS.....	6	CHADRON STATE (12/29/18)
FT PCT (MIN 3 MADE).....	1.000 (6-6)	CHADRON STATE (12/29/18)
REBOUNDS.....	7	CHADRON STATE (12/29/18)
.....	5	NORTHERN COLORADO (11/20/18)
ASSISTS.....	3	CHADRON STATE (12/29/18)
.....	1	FRESNO STATE (1/5/19)
.....	1	NORTH FLORIDA (12/2/18)
.....	1	CORNELL (11/25/18)
STEALS.....	2	NORTHERN COLORADO (11/20/18)
BLOCKED SHOTS.....	1	UTAH STATE (1/19/19)
TURNOVERS.....	2	NORTH FLORIDA (12/2/18)
FOULS.....	3	NORTHERN COLORADO (11/20/18)
MINUTES.....	24	CHADRON STATE (12/29/18)

OPPONENT	DATE	GS	TOTAL				3-PTS			FT	FTA	PCT	REBOUNDS				PF	FO	A	TO	BLK	STL	PTS	AVG
			MIN	FG	FGA	PCT	3FG	FGA	PCT				OFF	DEF	TOT	AVG								
EASTERN N.M.	11/6/18		12	1	3	.333	0	2	.500	0	0	.000	0	0	0	0.0	3	0	1	1	0	0	3	3.0
AT COLORADO	11/14/18		18	0	5	.000	0	2	.000	0	0	.000	1	3	4	2.0	0	0	1	1	1	0	0	1.5
NORTHERN COLORADO	11/20/18		18	1	4	.250	1	3	.333	1	2	.500	0	5	5	3.0	3	0	0	2	0	2	4	2.3
CORNELL	11/25/18		6	0	0	.000	0	0	.000	0	0	.000	0	1	1	2.5	0	0	1	0	0	1	0	1.8
AT GONZAGA	11/28/18		15	1	7	.143	1	5	.200	0	0	.000	0	2	2	2.4	1	0	0	1	0	1	3	2.0
NORTH FLORIDA	12/2/18		5	0	1	.000	0	1	.000	0	0	.000	0	1	1	2.2	0	0	1	2	0	0	0	1.7
NORTHERN ARIZONA	12/5/18		14	2	3	.667	1	1	1.000	0	0	.000	0	3	3	2.3	0	0	0	0	0	0	5	2.1
ARIZONA STATE	12/9/18		17	0	1	.000	0	1	.000	0	0	.000	0	1	1	2.1	0	0	0	1	0	0	0	1.9
AT BYU	12/15/18	*	12	0	2	.000	0	2	.000	0	0	.000	0	1	1	2.0	0	0	0	1	0	0	0	1.7
DENVER	12/21/18	*	13	1	2	.500	1	2	.500	0	0	.000	0	2	2	2.0	0	0	0	0	0	0	3	1.8
CHADRON STATE	12/29/18		24	2	7	.286	1	5	.200	6	6	1.000	1	6	7	2.5	0	0	3	0	0	1	11	2.6
UNLV	1/2/19		4	0	1	.000	0	0	.000	0	0	.000	0	1	1	2.3	0	0	0	1	0	0	0	2.4
FRESNO STATE	1/5/19		8	1	3	.333	0	1	.000	0	0	.000	0	2	2	2.3	0	0	1	1	0	0	2	2.4
AT AIR FORCE	1/9/19		7	0	0	.000	0	0	.000	0	0	.000	0	1	1	2.2	0	0	0	1	0	1	0	2.2
UTAH STATE	1/19/19		11	1	3	.333	1	3	.333	1	2	.500	0	1	1	2.1	0	0	0	1	1	0	4	2.3
NEVADA	1/23/19		2	0	0	.000	0	0	.000	0	0	.000	0	0	0	2.0	0	0	0	0	0	0	0	2.2
AT FRESNO STATE	1/26/19		1	0	0	.000	0	0	.000	0	0	.000	0	0	0	1.9	0	0	0	0	0	0	0	2.1
AIR FORCE	2/2/19		DNP																					
TOTALS			2	187	10	.238	7	28	.250	8	10	.800	2	30	32	1.9	7	0	8	13	2	6	35	2.1

TAYLOR MOLE'S CAREER STATS

NEW YORK KNICKS CAREER TOTALS																											
YEAR	GP	GS	MIN	AVG	TOTAL			3-POINT			F-THROW			REBOUNDS			PF	FO	AST	TO	BLK	STL	PTS	AVG			
					FG	FGA	PCT	FG	FGA	PCT	FT	FTA	PCT	OFF	DEF	TOT											
2018-19	17	2	187	11.0	10	42	.238	7	28	.250	8	10	.800	2	30	32	1.9	7	0	8	13	2	6	35	2.1		
TOTAL	17	2	187	11.0	10	42	.238	7	28	.250	8	10	.800	2	30	32	1.9	7	0	8	13	2	6	35	2.1		



NO. 24 MOLLIE MOUNSEY

Jr. • Guard • 5-10 • Follett, Texas (Seward County CC/Follett HS)

ACCOLADES

- 2018 Mountain West Preseason Newcomer of the Year

2016-18 (FRESHMAN/SOPHOMORE SEASONS AT SEWARD COUNTY CC)

Two-time NJCAA First-Team All-American ... named the NJCAA National Player of the Week three times and the Jay-

hawk Conference Player of the Week as many times in 2016-17 ... stacked up as one of the top long-range shooters in the nation in her freshman campaign at Seward County CC, as her 143 three-point field goals made were the most of any women's basketball player in the nation among any Division I, II, III, NAIA or NJCAA school ... averaged 19.9 points, 5.5 rebounds and 3.0 assists per game for the 2016-17 season en route to her NJCAA First-Team All-America honors ... scored in double digits 34 times as a freshman, including 18 performances with 20 or more points ... tallied a career-high 40 points against Garden City on Feb. 27, 2017, connecting on a career-best 10 three-pointers on 16 attempts (13-of-20 overall).

HIGH SCHOOL

A four-time district MVP and an all-state athlete in basketball at Follett High School ... also a top athlete in track & field and softball at Follett HS ... was a two-time state champion in throwing events and was a four-time all-district athlete in softball.

2018-19 SEASON HIGHS

POINTS	21	DENVER (12/21/18)
.....	21	AT BYU (12/15/18)
.....	19	CHADRON STATE (12/29/18)
.....	18	AT NEW MEXICO (1/12/19)
.....	14	FRESNO STATE (1/5/19)
.....	14	AT COLORADO (11/14/18)
FIELD GOALS MADE	7	DENVER (12/21/18)
FIELD GOAL ATTEMPTS	16	AT BYU (12/15/18)
FG PCT (MIN 5 MADE)750 (6-8)	CHADRON STATE (12/29/18)
3-POINT FIELD GOALS MADE	7	AT BYU (12/15/18)
3-POINT FG ATTEMPTS	15	AT BYU (12/15/18)
3-PT FG PCT (MIN 2 MADE)714 (5-7)	CHADRON STATE (12/29/18)
FREE THROWS MADE	4	AIR FORCE (2/2/19)
FREE THROW ATTEMPTS	8	AIR FORCE (2/2/19)
FT PCT (MIN 3 MADE)	1.000 (4-4)	NORTHERN ARIZONA (12/5/18)
REBOUNDS	13	NORTH FLORIDA (12/2/18)
.....	11	AT GONZAGA (11/28/18)
ASSISTS	4	EASTERN N.M. (11/6/18)
.....	3	AT BYU (12/15/18)
STEALS	2	AT AIR FORCE (1/9/19)
BLOCKED SHOTS	1	AIR FORCE (2/2/19)
TURNOVERS	6	AT NEW MEXICO (1/12/19)
FOULS	3	AT BOISE ST. (1/30/19)
MINUTES	40	AIR FORCE (2/2/19)

OPPONENT	DATE	GS	MIN	TOTAL			3-PTS			FT	FTA	REBOUNDS				AVG	PF	FO	A	TO	BLK	STL	PTS	AVG
				FG	FGA	PCT	3FG	FGA	PCT			PCT	OFF	DEF	TOT									
EASTERN N.M.	11/6/18	*	39	4	8	.500	4	8	.500	0	0	.000	0	3	3	3.0	1	0	4	0	0	1	12	12.0
AT COLORADO	11/14/18	*	37	5	11	.455	3	8	.375	1	2	.500	1	5	6	4.5	3	0	1	2	0	0	14	13.0
NORTHERN COLORADO	11/20/18	*	40	3	12	.250	1	5	.200	1	2	.500	1	1	2	3.7	0	0	1	2	0	1	8	11.3
CORNELL	11/25/18	*	40	3	11	.273	3	11	.273	0	0	.000	0	6	6	4.3	2	0	0	2	0	0	9	10.8
AT GONZAGA	11/28/18	*	38	3	11	.273	2	7	.286	0	0	.000	0	11	11	5.6	1	0	0	2	1	1	8	10.2
NORTH FLORIDA	12/2/18	*	38	2	9	.222	1	7	.143	1	1	1.000	1	12	13	6.8	1	0	1	1	0	0	6	9.5
NORTHERN ARIZONA	12/5/18	*	27	4	13	.308	1	8	.125	4	4	1.000	0	3	3	6.3	2	0	1	0	0	0	13	10.0
ARIZONA STATE	12/9/18	*	31	4	10	.400	3	7	.429	0	0	.000	0	5	5	6.1	1	0	1	3	1	0	11	10.1
AT BYU	12/15/18	*	40	7	16	.438	7	15	.467	0	0	.000	0	8	8	6.3	2	0	3	1	0	1	21	11.3
DENVER	12/21/18	*	38	7	13	.538	5	11	.455	2	2	1.000	0	7	7	6.4	3	0	0	1	0	0	21	12.3
CHADRON STATE	12/29/18	*	25	6	8	.750	5	7	.714	2	2	1.000	0	5	5	6.3	1	0	2	0	0	0	19	12.9
UNLV	1/2/19	*	40	3	10	.300	1	6	.167	0	0	.000	0	3	3	6.0	2	0	1	1	0	1	7	12.4
FRESNO STATE	1/5/19	*	40	5	13	.385	3	8	.375	1	2	.500	0	2	2	5.7	1	0	2	2	0	2	14	12.5
AT AIR FORCE	1/9/19	*	38	3	11	.273	0	5	.000	3	3	1.000	0	4	4	5.6	3	0	0	6	0	2	9	12.3
AT NEW MEXICO	1/12/19	*	40	5	9	.556	4	7	.571	4	5	.800	0	5	5	5.5	0	0	0	6	0	0	18	12.7
UTAH STATE	1/19/19	*	39	2	6	.333	0	1	.000	0	0	.000	0	0	0	5.2	0	0	1	1	0	0	4	12.1
NEVADA	1/23/19	*	40	1	12	.083	1	9	.111	1	2	.500	0	6	6	5.2	2	0	0	0	0	1	4	11.6
AT FRESNO STATE	1/26/19	*	40	2	11	.182	2	11	.182	0	0	.000	0	5	5	5.2	2	0	0	0	0	1	6	11.3
AT BOISE ST.	1/30/19	*	39	3	11	.273	2	7	.286	1	1	1.000	1	3	4	5.2	3	0	1	2	0	0	9	11.2
AIR FORCE	2/2/19	*	40	3	7	.429	1	2	.500	4	8	.500	0	7	7	5.3	1	0	1	1	1	0	11	11.2
TOTALS			20	749	75	.354	49	150	.327	25	34	.735	4	101	105	5.3	31	0	20	33	3	11	224	11.2

MOLLIE MOUNSEY'S CAREER STATS AT CSU

ROBERT HOOVER'S CHAMPIONSHIP																											
					TOTAL			3-POINT			F-THROW			REBOUNDS													
YEAR	GP	GS	MIN	AVG	FG	FGA	PCT	FG	FGA	PCT	FT	FTA	PCT	OFF	DEF	TOT	AVG	PF	FO	AST	TO	BLK	STL	PTS	AVG		
2018-19	20	20	749	37.5	75	212	.354	49	150	.327	25	34	.735	4	101	105	5.3	31	0	20	33	3	11	224	11.2		
TOTAL	20	20	749	37.5	75	212	.354	49	150	.327	25	34	.735	4	101	105	5.3	31	0	20	33	3	11	224	11.2		



NO. 44 TATUM NEUBERT

RS Sr. • Forward • 6-2 • Elizabeth, Colo. (LSU/Oregon/Elizabeth HS)

PRIOR TO COLORADO STATE

Gained previous collegiate playing experience at LSU (2015-18) and Oregon (2014-15) after graduating from Elizabeth High School ... was a nominee for McDonald's All-America status her senior year of high school ... as a high school senior, Neubert averaged 22.7 points per game, and was named Colorado 4A First-

Team All-State ... among her other high school accolades were a trio of conference player of the year selections and three first-team all-conference honors ... averaged 15.0 points and 7.2 rebounds as a high school junior ... tallied 10.5 points and 6.9 rebounds per game in her sophomore high school season ... began her collegiate career at Oregon, appearing in 23 games for the Ducks and starting in three in her freshman season ... following a redshirt season in 2015-16, appeared in 39 games in two seasons with the Lady Tigers.


2018-19 SEASON HIGHS

POINTS.....	18	AT FRESNO STATE (1/26/19)
.....	13	AT BOISE ST. (1/30/19)
.....	12	AIR FORCE (2/2/19)
.....	12	CORNELL (11/25/18)
.....	9	EASTERN N.M. (11/6/18)
FIELD GOALS MADE.....	8	AT FRESNO STATE (1/26/19)
FIELD GOAL ATTEMPTS.....	11	EASTERN N.M. (11/6/18)
FG PCT (MIN 5 MADE).....	800 (8-10)	AT FRESNO STATE (1/26/19)
3-POINT FIELD GOALS MADE.....	2	DENVER (12/21/18)
3-POINT FG ATTEMPTS.....	3	AT NEW MEXICO (1/12/19)
3-PT FG PCT (MIN 2 MADE).....	1.000 (2-2)	DENVER (12/21/18)
FREE THROWS MADE.....	9	AT BOISE ST. (1/30/19)
FREE THROW ATTEMPTS.....	11	AT BOISE ST. (1/30/19)
FT PCT (MIN 3 MADE).....	1.000 (6-6)	AIR FORCE (2/2/19)
REBOUNDS.....	11	AIR FORCE (2/2/19)
.....	9	EASTERN N.M. (11/6/18)
ASSISTS.....	2	AIR FORCE (2/2/19)
.....	2	ARIZONA STATE (12/9/18)
.....	2	NORTHERN ARIZONA (12/5/18)
STEALS.....	2	NORTH FLORIDA (12/2/18)
BLOCKED SHOTS.....	4	NORTHERN COLORADO (11/20/18)
TURNOVERS.....	3	AIR FORCE (2/2/19)
FOULS.....	2	AT FRESNO STATE (1/26/19)
MINUTES.....	38	AIR FORCE (2/2/19)

OPPONENT	DATE	GS	TOTAL				3-PTS			REBOUNDS													AVG	
			MIN	FG	FGA	PCT	3FG	FGA	PCT	FT	FTA	PCT	OFF	DEF	TOT	AVG	PF	FO	A	TO	BLK	STL		PTS
EASTERN N.M.	11/6/18	*	21	2	11	.182	0	2	.000	5	6	.833	3	6	9	9.0	1	0	1	0	0	1	9	9.0
AT COLORADO	11/14/18	*	26	1	6	.167	0	0	.000	0	0	.000	1	1	2	5.5	2	0	1	2	2	0	2	5.5
NORTHERN COLORADO	11/20/18	*	25	1	4	.250	0	1	.000	4	4	1.000	0	4	4	5.0	2	0	0	0	4	0	6	5.7
CORNELL	11/25/18	*	25	5	8	.625	0	0	.000	2	2	1.000	0	0	0	3.8	1	0	0	0	1	0	12	7.3
AT GONZAGA	11/28/18	*	18	0	3	.000	0	1	.000	0	0	.000	0	3	3	3.6	1	0	1	1	0	0	0	5.8
NORTH FLORIDA	12/2/18	*	21	3	8	.375	1	1	1.000	0	0	.000	1	2	3	3.5	2	0	1	0	1	2	7	6.0
NORTHERN ARIZONA	12/5/18	*	23	3	5	.600	0	0	.000	2	2	1.000	3	2	5	3.7	0	0	2	1	2	0	8	6.3
ARIZONA STATE	12/9/18	*	25	1	5	.200	0	2	.000	0	0	.000	1	0	1	3.4	0	0	2	1	0	1	2	5.8
AT BYU	12/15/18	*	9	0	1	.000	0	0	.000	0	0	.000	0	1	1	3.1	1	0	0	0	0	0	0	5.1
DENVER	12/21/18	*	25	3	6	.500	2	2	1.000	0	0	.000	0	1	1	2.9	2	0	1	1	2	0	8	5.4
CHADRON STATE	12/29/18	*	16	1	2	.500	0	0	.000	0	0	.000	0	2	2	2.8	2	0	0	1	2	0	2	5.1
UNLV	1/2/19	*	16	2	4	.500	0	0	.000	0	0	.000	1	3	4	2.9	2	0	0	0	0	0	4	5.0
FRESNO STATE	1/5/19	*	17	4	7	.571	0	0	.000	0	0	.000	4	3	7	3.2	0	0	0	0	1	0	8	5.2
AT AIR FORCE	1/9/19	*	16	2	6	.333	0	0	.000	0	0	.000	1	3	4	3.3	0	0	0	0	1	1	4	5.1
AT NEW MEXICO	1/12/19	*	22	2	9	.222	1	3	.333	1	2	.500	0	5	5	3.4	0	0	0	0	1	1	6	5.2
UTAH STATE	1/19/19	*	16	2	6	.333	0	0	.000	0	0	.000	0	2	2	3.3	0	0	0	0	1	0	4	5.1
NEVADA	1/23/19	*	18	0	5	.000	0	0	.000	1	2	.500	2	1	3	3.3	2	0	0	0	3	0	1	4.9
AT FRESNO STATE	1/26/19	*	34	8	10	.800	0	0	.000	2	3	.667	2	4	6	3.4	2	0	0	3	2	0	18	5.6
AT BOISE ST.	1/30/19	*	27	2	4	.500	0	0	.000	9	11	.818	2	2	4	3.5	1	0	1	0	1	1	13	6.0
AIR FORCE	2/2/19	*	38	3	5	.600	0	0	.000	6	6	1.000	5	6	11	3.9	1	0	2	3	1	0	12	6.3
TOTALS			20	438	45	.391	4	12	.333	32	38	.842	26	51	77	3.9	22	0	12	13	25	7	126	6.3

TATUM NEUBERT'S CAREER STATS AT CSU

FROM RECENT CAREER TOTAL																											
YEAR	GP	GS	MIN	AVG	TOTAL			3-POINT			F-THROW			REBOUNDS													
					FG	FGA	PCT	FG	FGA	PCT	FT	FTA	PCT	OFF	DEF	TOT	AVG	PF	FO	AST	TO	BLK	STL	PTS	AVG		
2018-19	20	20	438	21.9	45	115	.391	4	12	.333	32	38	.842	26	51	77	3.9	22	0	12	13	25	7	126	6.3		
TOTAL	20	20	438	21.9	45	115	.391	4	12	.333	32	38	.842	26	51	77	3.9	22	0	12	13	25	7	126	6.3		



NO. 11 LENA SVANHOLM

So. • Forward • 6-6 • Horsholt, Denmark

2017-19(FRESHMAN)

Appeared in 16 games in 2017-18 ... averaged 1.4 points and 0.6 rebounds per game ... scored eight points on 4-for-7 shooting and added three boards in 17 minutes during the Rams' win over Eastern New Mexico (Nov. 16) ... tallied five points on 2-for-4 shooting in seven minutes against North Carolina Central (Nov.

25) ... had four points in 14 minutes off the bench against Idaho (Nov. 10).

CAREER HIGHS

POINTS: 14, EASTERN N.M. – 11/6/18
 REBOUNDS: 7, EASTERN N.M. – 11/6/18
 ASSISTS: 2, AT BYU – 12/15/18
 STEALS: 1, 4 TIMES
 BLOCKS: 3, CHADRON STATE – 12/29/18
 FG MADE: 6, EASTERN N.M. – 11/6/18
 3FG MADE: 2, NORTH FLORIDA – 12/2/18 ; DENVER – 12/21/18
 FT MADE: 6, AT COLORADO – 11/14/18

2018-19SEASON HIGHS

POINTS 14
 12
 11
 10
 10
 10
 FIELD GOALS MADE 6
 FIELD GOAL ATTEMPTS 12
 FG PCT (MIN 5 MADE)667 (6-9)
 3-POINT FIELD GOALS MADE 2
 3-POINT FG ATTEMPTS 5
 3-PT FG PCT (MIN 2 MADE)667 (2-3)
 FREE THROWS MADE 6
 FREE THROW ATTEMPTS 8
 FT PCT (MIN 3 MADE)750 (6-8)
 REBOUNDS 7
 6
 ASSISTS 2
 2
 STEALS 1
 BLOCKED SHOTS 5
 TURNOVERS 6
 FOULS 3
 MINUTES 34

EASTERN N.M. (11/6/18)
 FRESNO STATE (1/5/19)
 ARIZONA STATE (12/9/18)
 AT AIR FORCE (1/9/19)
 CHADRON STATE (12/29/18)
 NORTH FLORIDA (12/2/18)
 EASTERN N.M. (11/6/18)
 AT AIR FORCE (1/9/19)
 EASTERN N.M. (11/6/18)
 DENVER (12/21/18)
 AT NEW MEXICO (1/12/19)
 NORTH FLORIDA (12/2/18)
 AT COLORADO (11/14/18)
 AT COLORADO (11/14/18)
 AT COLORADO (11/14/18)
 EASTERN N.M. (11/6/18)
 ARIZONA STATE (12/9/18)
 NEVADA (1/23/19)
 UNLV (1/2/19)
 NEVADA (1/23/19)
 NEVADA (1/23/19)
 AT BYU (12/15/18)
 AT NEW MEXICO (1/12/19)
 AT BYU (12/15/18)

OPPONENT	DATE	GS	MIN	TOTAL			3-PTS			FT	FTA	REBOUNDS			AVG	PF	FO	A	TO	BLK	STL	PTS	AVG	
				FG	FGA	PCT	3FG	FGA	PCT			PCT	OFF	DEF										TOT
EASTERN N.M.	11/6/18		23	6	9	.667	0	1	.000	2	2	1.000	0	7	7	7.0	1	0	0	4	0	0	14	14.0
AT COLORADO	11/14/18		17	0	5	.000	0	2	.000	6	8	.750	3	1	4	5.5	1	0	0	2	2	0	6	10.0
NORTHERN COLORADO	11/20/18		15	1	2	.500	1	2	.500	0	0	.000	1	5	6	5.7	1	0	1	1	0	0	3	7.7
CORNELL	11/25/18		5	1	4	.250	0	1	.000	0	0	.000	0	0	0	4.3	1	0	0	0	1	0	2	6.3
AT GONZAGA	11/28/18		17	1	4	.250	1	4	.250	0	0	.000	2	3	5	4.4	2	0	0	0	1	0	3	5.6
NORTH FLORIDA	12/2/18		17	4	6	.667	2	3	.667	0	0	.000	1	4	5	4.5	1	0	1	1	0	0	10	6.3
NORTHERN ARIZONA	12/5/18		18	3	7	.429	0	1	.000	0	0	.000	1	4	5	4.6	3	0	0	1	2	1	6	6.3
ARIZONA STATE	12/9/18	*	23	5	10	.500	0	0	.000	1	1	1.000	2	4	6	4.8	0	0	0	1	0	1	11	6.9
AT BYU	12/15/18	*	34	3	12	.250	0	3	.000	0	0	.000	3	2	5	4.8	0	0	2	6	0	1	6	6.8
DENVER	12/21/18	*	16	3	10	.300	2	4	.500	0	0	.000	0	1	1	4.4	1	0	1	0	0	0	8	6.9
CHADRON STATE	12/29/18		19	4	7	.571	0	1	.000	2	2	1.000	0	3	3	4.3	3	0	1	1	3	0	10	7.2
UNLV	1/2/19		22	3	9	.333	0	3	.000	0	0	.000	0	3	3	4.2	1	0	2	1	3	0	6	7.1
FRESNO STATE	1/5/19		15	5	8	.625	0	0	.000	2	2	1.000	1	2	3	4.1	2	0	0	0	0	0	12	7.5
AT AIR FORCE	1/9/19		21	4	12	.333	1	1	1.000	1	2	.500	3	2	5	4.1	1	0	0	1	3	0	10	7.6
AT NEW MEXICO	1/12/19		19	3	9	.333	0	5	.000	0	0	.000	1	2	3	4.1	3	0	0	1	1	0	6	7.5
UTAH STATE	1/19/19		14	3	5	.600	1	2	.500	0	0	.000	0	1	1	3.9	0	0	0	0	0	0	7	7.5
NEVADA	1/23/19		18	2	4	.500	1	1	1.000	0	0	.000	0	2	2	3.8	1	0	2	0	5	1	5	7.4
AT FRESNO STATE	1/26/19		6	1	1	1.000	0	0	.000	0	0	.000	0	0	0	3.6	0	0	0	1	1	0	2	7.1
AT BOISE ST.	1/30/19		10	1	2	.500	0	1	.000	0	0	.000	0	0	0	3.4	2	0	0	0	0	0	2	6.8
AIR FORCE	2/2/19		7	0	0	.000	0	0	.000	0	0	.000	1	1	2	3.3	0	0	0	1	0	0	0	6.5
TOTALS			3	336	53	.421	9	35	.257	14	17	.824	19	47	66	3.3	24	0	10	22	22	4	129	6.5

LENA SVANHOLM'S CAREER STATS

	TOTAL							3-POINT			F-THROW			REBOUNDS													
YEAR	GP	GS	MIN	AVG	FG	FGA	PCT	FG	FGA	PCT	FT	FTA	PCT	OFF	DEF	TOT	AVG	PF	FO	AST	TO	BLK	STL	PTS	AVG		
2017-18	16	0	85	5.3	10	30	.333	0	6	.000	2	5	.400	2	8	10	0.6	7	0	3	7	3	1	22	1.4		
2018-19	20	3	336	16.8	53	126	.421	9	35	.257	14	17	.824	19	47	66	3.3	24	0	10	22	22	4	129	6.5		
TOTAL	36	3	421	11.7	63	156	.404	9	41	.220	16	22	.727	21	55	76	2.1	31	0	13	29	25	5	151	4.2		

2018-19 COLORADO STATE STARTING LINEUPS

Opponent	Score	Guard	Guard	Guard	Guard	Forward	Points Scored	
							Starters	Bench
Eastern New Mexico	W, 72-46	Colaivalu	Devos	Hamm	Mounsey	Neubert	52	20
at Colorado	L, 59-40	Colaivalu	Devos	Hamm	Mounsey	Neubert	34	6
Northern Colorado	L, 53-47	Brocke	Colaivalu	Devos	Mounsey	Neubert	40	7
Cornell	W, 56-53	Brocke	Colaivalu	Devos	Mounsey	Neubert	40	16
at Gonzaga	L, 50-39	Brocke	Colaivalu	Devos	Mounsey	Neubert	30	9
North Florida	W, 61-59	Brocke	Colaivalu	Devos	Mounsey	Neubert	41	20
Northern Arizona	W, 65-54	Brocke	Colaivalu	Devos	Mounsey	Neubert	49	16
No. 17/19 Arizona State	L, 70-39	Brocke	Devos	Mounsey	Neubert	Svanholm	32	7
at BYU	L, 51-42	Devos	Mole	Mounsey	Neubert	Svanholm	31	11
Denver	W, 84-79	Devos	Mole	Mounsey	Neubert	Svanholm	61	23
Chadron State	W, 91-38	Colaivalu	Devos	Hamm	Mounsey	Neubert	53	38
UNLV	W, 52-49	Colaivalu	Devos	Hamm	Mounsey	Neubert	38	14
Fresno State	L, 66-55	Colaivalu	Devos	Hamm	Mounsey	Neubert	32	23
at Air Force	L, 63-48	Colaivalu	Devos	Hamm	Mounsey	Neubert	36	12
at New Mexico	L, 70-58	Colaivalu	Devos	Hamm	Mounsey	Neubert	50	8
Utah State	L, 72-53	Colaivalu	Devos	Hamm	Mounsey	Neubert	38	15
Nevada	L, 62-38	Colaivalu	Devos	Hamm	Mounsey	Neubert	31	7
at Fresno State	L, 57-54	Colaivalu	Devos	Hamm	Mounsey	Neubert	52	2
at Boise State	L, 70-57	Colaivalu	Devos	Hamm	Mounsey	Neubert	49	8
Air Force	W, 55-48	Brocke	Devos	Hamm	Mounsey	Neubert	49	6
Totals							817	267
							40.9 p/g	13.4 p/g

2018-19 COLORADO STATE GAME-BY-GAME STATS

Opponent	Date	W/L	Score	Atten.	Rec.	H	A	N	High Scorer	High Rebounder	High Assists
Eastern New Mexico	11/6/18	W	72-46	881	1-0	1-0	0-0	0-0	23 Devos	9 Neubert	7 Colaivalu
at Colorado	11/14/18	L	59-40	1394	1-1	1-0	0-1	0-0	14 Mounsey	8 Devos	2 Brocke
Northern Colorado	11/20/18	L	53-47	1145	1-2	1-1	0-1	0-0	14 Devos	7 Devos	4 Colaivalu
Cornell	11/25/18	W	56-53	1401	2-2	2-1	0-1	0-0	14 Devos	6 Devos/Neubert	7 Colaivalu
at Gonzaga	11/28/18	L	50-39	5065	2-3	2-1	0-2	0-0	17 Devos	11 Mounsey	2 Colaivalu
North Florida	12/2/18	W	61-59	941	3-3	3-1	0-2	0-0	23 Devos	13 Mounsey	7 Colaivalu
Northern Arizona	12/5/18	W	65-54	2434	4-3	4-1	0-2	0-0	23 Devos	8 Devos	5 Devos
No. 17/19 Arizona St	12/9/18	L	70-39	1,120	4-4	4-2	0-2	0-0	11 Mounsey/Svanholm	6 Svanholm	2 Devos/Neubert
at BYU	12/15/18	L	51-42	500	4-5	4-2	0-3	0-0	21 Mounsey	8 Mounsey	6 Colaivalu
Denver	12/21/18	W	84-79	1069	5-5	5-2	0-3	0-0	21 Devos/Mounsey	10 Devos	8 Devos
Chadron State	12/29/18	W	91-38	1,187	6-5	6-2	0-3	0-0	19 Mounsey	7 Mole	12 Colaivalu
UNLV	1/2/19	W	52-49	987	7-5	7-2	0-3	0-0	17 Devos	9 Colaivalu	6 Colaivalu
Fresno State	1/5/19	L	66-55	1,235	7-6	7-3	0-3	0-0	14 Mounsey	7 Neubert	3 Hamm
at Air Force	1/9/19	L	63-48	462	7-7	7-3	0-4	0-0	16 Devos	5 Svanholm	3 Devos
at New Mexico	1/12/19	L	70-58	5,809	7-8	7-3	0-5	0-0	18 Mounsey	7 Devos	8 Colaivalu
Utah State	1/19/19	L	72-53	1,270	7-9	7-4	0-5	0-0	20 Colaivalu	5 Colaivalu	6 Colaivalu
Nevada	1/23/19	L	62-38	955	7-10	7-5	0-5	0-0	12 Devos	6 Mounsey	4 Colaivalu
at Fresno State	1/26/19	L	57-54	2,187	7-11	7-5	0-6	0-0	18 Neubert	7 Devos	9 Colaivalu
at Boise State	1/30/19	L	70-57	1,181	7-12	7-5	0-7	0-0	19 Devos	6 Devos	1 Five players
Air Force	2/2/19	W	55-48	1,436	8-12	8-5	0-7	0-0	17 Devos	11 Neubert	3 Davis/Devos

COLORADO STATE'S RECORD BY STARTING LINEUP (IN ORDER OF APPEARANCE) - 2018-19

Guard	Guard	Guard	Guard	Forward	Record
Grace Colaivalu	Lore Devos	Myanne Hamm	Mollie Mounsey	Tatum Neubert	3-8
Lauren Brocke	Grace Colaivalu	Lore Devos	Mollie Mounsey	Tatum Neubert	2-2
Lauren Brocke	Lore Devos	Mollie Mounsey	Tatum Neubert	Lena Svanholm	1-1
Lore Devos	Taylor Mole	Mollie Mounsey	Tatum Neubert	Lena Svanholm	1-1
Lauren Brocke	Lore Devos	Myanne Hamm	Mollie Mounsey	Tatum Neubert	1-0

2018-19 COLORADO STATE STATS - TEAM GAME-BY-GAME

Opponent	Date	Score	W/L	TOTAL			3-PTS			FREE THROWS			REBOUNDS				PF	A	TO	Blk	Stl	Pts	Avg
				FG	FGA	Pct	3FG	FGA	Pct	FT	FTA	Pct	Off	Def	Tot	Avg							
EASTERN N.M.	11/6/18	72-46	W	28	61	.459	7	22	.318	9	10	.900	7	38	45	45.0	18	16	9	1	4	72	72.0
at Colorado	11/14/18	40-59	L	14	52	.269	4	17	.235	8	15	.533	15	25	40	42.5	14	6	20	6	5	40	56.0
NORTHERN COLO.	11/20/18	47-53	L	17	47	.362	5	17	.294	8	11	.727	3	27	30	38.3	11	8	17	5	9	47	53.0
CORNELL	11/25/18	56-53	W	21	55	.382	6	24	.250	8	9	.889	10	26	36	37.8	11	10	8	6	3	56	53.8
at Gonzaga	11/28/18	39-50	L	16	52	.308	4	23	.174	3	4	.750	6	31	37	37.6	9	5	17	2	7	39	50.8
NORTH FLORIDA	12/2/18	61-59	W	24	60	.400	6	19	.316	7	7	1.000	11	31	42	38.3	13	17	12	2	5	61	52.5
NORTHERN ARIZ.	12/5/18	65-54	W	26	66	.394	4	21	.190	9	11	.818	11	34	45	39.3	14	11	7	6	6	65	54.3
ARIZONA STATE	12/9/18	39-70	L	17	51	.333	3	10	.300	2	5	.400	6	18	24	37.4	6	6	12	1	3	39	52.4
at BYU	12/15/18	42-51	L	16	55	.291	10	30	.333	0	0	.000	7	26	33	36.9	10	15	14	1	8	42	51.2
DENVER	12/21/18	84-79	W	29	58	.500	11	26	.423	15	16	.938	4	28	32	36.4	15	15	12	2	8	84	54.5
CHADRON STATE	12/29/18	91-38	W	33	53	.623	11	21	.524	14	16	.875	4	36	40	36.7	14	28	10	7	11	91	57.8
UNLV	1/2/19	52-49	W	19	52	.365	5	17	.294	9	9	1.000	8	28	36	36.7	11	12	17	5	6	52	57.3
FRESNO STATE	1/5/19	55-66	L	22	54	.407	6	17	.353	5	8	.625	9	21	30	36.2	11	12	16	2	8	55	57.2
at Air Force	1/9/19	48-63	L	18	50	.360	1	10	.100	11	15	.733	8	25	33	35.9	16	4	17	6	12	48	56.5
at New Mexico	1/12/19	58-70	L	18	52	.346	6	20	.300	16	22	.727	6	27	33	35.7	17	14	17	2	6	58	56.6
UTAH STATE	1/19/19	53-72	L	19	49	.388	5	17	.294	10	16	.625	4	16	20	34.8	8	12	6	3	4	53	56.4
NEVADA	1/23/19	38-62	L	14	52	.269	4	20	.200	6	11	.545	6	21	27	34.3	13	9	13	9	7	38	55.3
at Fresno State	1/26/19	54-57	L	23	50	.460	5	18	.278	3	7	.429	9	19	28	33.9	9	16	12	3	5	54	55.2
at Boise St.	1/30/19	57-70	L	18	49	.367	4	17	.235	17	23	.739	8	17	25	33.5	14	5	14	2	9	57	55.3
AIR FORCE	2/2/19	55-48	W	18	45	.400	2	5	.400	17	23	.739	12	27	39	33.8	11	10	19	5	11	55	55.3
Colorado State		1106		410	1063	.386	109	371	.294	177	238	.744	154	521	675	33.8	245	231	269	76	137	1106	55.3
Opponents		1169		423	1230	.344	165	535	.308	158	223	.709	305	517	822	41.1	270	268	273	52	131	1169	58.5

2018-19 BOX SCORES



Official Basketball Box Score -- Game Totals -- Final Statistics
South Dakota Mines vs Colorado State
11/1/18 7 p.m. at Fort Collins, Colo. (Moby Arena)

South Dakota Mines 55 • 0-0

#	Player		Total		3-Ptr	Rebounds			PF	TP	A TO Blk Stl				Min
			FG-FGA	FG-FGA		Off	Def	Tot			A	TO	Blk	Stl	
20	Marissa Hirschert	c	0-3	0-0	0-0	0	3	3	1	0	1	0	0	0	16
02	Sami Steffek	g	5-15	4-10	0-0	1	3	4	3	14	0	4	0	1	29
04	Taylor Molstad	g	3-9	1-4	3-5	3	1	4	1	10	4	1	0	1	31
15	Cooper Courtney	g	3-11	2-7	0-0	0	0	0	1	8	2	0	0	0	26
22	Anna Haugen	g	2-4	0-0	0-0	2	4	6	1	4	2	2	0	1	30
03	Jessica Lohrenz		0-0	0-0	0-0	1	0	1	0	0	0	0	0	0	6
14	Anna Combalia		0-5	0-2	0-0	0	0	0	0	0	0	0	0	0	11
21	Michaela Shaklee		1-2	1-2	1-1	1	0	1	1	4	0	4	0	1	21
25	Molly McCabe		4-7	0-1	3-4	0	6	6	0	11	0	0	0	0	17
40	Melissa Johnstone		2-3	0-0	0-0	0	0	0	2	4	0	0	0	0	14
Team						4	2	6							
Totals			20-59	8-26	7-10	12	19	31	10	55	9	11	0	4	201
1st - FG %:			4-14	28.6%	2nd: 6-18	33.3%	3rd: 6-16	37.5%	4th: 4-11	36.4%	Game: 20-59	33.9%	Deadball		
3FG %:			2-9	22.2%	0-4	0.0%	4-9	44.4%	2-4	50.0%	8-26	30.8%	Rebounds		
FT %:			1-1	100.0%	0-2	0.0%	0-0	0.0%	6-7	85.7%	7-10	70.0%	1		

Colorado State 77 • 0-0

#	Player		Total		3-Ptr	Rebounds			PF	TP	A TO Blk Stl				Min
			FG-FGA	FG-FGA		Off	Def	Tot			A	TO	Blk	Stl	
44	NEUBERT, Tatum	f	5-5	0-0	1-1	2	4	6	0	11	0	2	2	0	23
04	MARBLE, Roichelle	g	0-1	0-0	1-2	0	2	2	1	1	1	1	0	1	8
21	HAMM, Myanne	g	1-5	1-5	0-0	0	3	3	3	3	1	2	0	1	27
24	MOUNSEY, Mollie	g	9-13	6-9	4-4	1	3	4	0	28	2	0	0	1	36
35	DEVOS, Lore	g	7-11	0-1	4-4	2	5	7	1	18	5	3	0	3	37
00	MOLE, Taylor		0-3	0-1	0-0	1	3	4	1	0	2	1	0	1	13
11	SVANHOLM, Lena		4-8	0-3	0-0	0	4	4	0	8	1	1	2	0	17
22	BROCKE, Lauren		2-6	1-4	0-0	0	3	3	1	5	0	0	1	0	17
23	COLAIVALU, Grace		1-3	0-0	1-1	1	0	1	4	3	1	2	0	0	22
Team						0	2	2							
Totals			29-55	8-23	11-12	7	29	36	11	77	13	12	5	7	200
1st - FG %:			7-13	53.8%	2nd: 9-16	56.3%	3rd: 6-10	60.0%	4th: 7-16	43.8%	Game: 29-55	52.7%	Deadball		
3FG %:			3-6	50.0%	4-9	44.4%	1-2	50.0%	0-6	0.0%	8-23	34.8%	Rebounds		
FT %:			1-2	50.0%	0-0	0.0%	5-5	100.0%	5-5	100.0%	11-12	91.7%	1		

Officials: Evan Sharples, Charisse Okamoto, Esther Hsu
 Technical fouls: South Dakota Mines-None. Colorado State-None.
 Attendance: 881

Score by periods	1st	2nd	3rd	4th	Total
South Dakota Mines	11	12	16	16	55
Colorado State	18	22	18	19	77



Official Basketball Box Score -- Game Totals -- 4th Period -- 00:07 Remaining
Colo. Christian vs Colorado State
11/2/18 7 p.m. at Fort Collins, Colo. (Moby Arena)

Colo. Christian 60

#	Player		Total		3-Ptr	Rebounds			PF	TP	A TO Blk Stl				Min
			FG-FGA	FG-FGA		Off	Def	Tot			A	TO	Blk	Stl	
12	Jordan Baer	f	2-7	0-2	0-0	2	8	10	3	4	1	1	0	1	30
02	Olivia Christy	g	0-5	0-4	1-2	0	2	2	2	1	2	2	0	1	17
23	Sarah McGinley	g	3-10	0-6	2-2	1	4	5	1	8	0	0	0	0	35
30	Marie Tsoungui	g	8-15	0-2	0-0	0	2	2	2	16	1	0	0	1	28
50	Lindsey Hearn	g	2-5	2-5	0-0	0	5	5	0	6	0	1	0	0	21
00	Charnai Anderson		0-2	0-1	0-0	0	0	0	0	0	1	1	0	0	3
01	Davenport Brantley		4-10	2-5	5-6	1	1	2	3	15	0	2	0	0	19
21	Brooklyn Hurlbut		1-2	0-0	0-0	0	1	1	0	2	3	0	0	0	7
24	Madison Price		2-6	2-4	0-0	0	1	1	0	6	0	1	0	0	14
33	Brianna Pribble		0-2	0-1	0-0	0	0	0	1	0	1	0	0	0	9
40	Brooke Zimmerman		1-1	0-0	0-0	4	4	8	1	2	0	0	0	0	16
Team						1	1	2							
Totals			23-65	6-30	8-10	9	29	38	13	60	9	8	0	3	199
1st - FG %:			6-17	35.3%	2nd: 3-13	23.1%	3rd: 8-20	40.0%	4th: 6-15	40.0%	Game: 23-65	35.4%	Deadball		
3FG %:			4-13	30.8%	0-7	0.0%	1-4	25.0%	1-6	16.7%	6-30	20.0%	Rebounds		
FT %:			2-2	100.0%	1-2	50.0%	2-2	100.0%	3-4	75.0%	8-10	80.0%	1		

Colorado State 73

#	Player		Total		3-Ptr	Rebounds			PF	TP	A TO Blk Stl				Min
			FG-FGA	FG-FGA		Off	Def	Tot			A	TO	Blk	Stl	
44	NEUBERT, Tatum	f	5-13	1-1	5-6	5	9	14	1	16	0	2	0	0	30
21	HAMM, Myanne	g	1-7	0-5	3-4	0	5	5	2	5	1	0	0	0	29
23	COLAIVALU, Grace	g	5-11	0-0	1-1	3	3	6	2	11	4	1	0	1	33
24	MOUNSEY, Mollie	g	5-7	4-5	0-0	0	5	5	2	14	1	1	0	2	36
35	DEVOS, Lore	g	6-15	1-3	4-4	3	7	10	1	17	3	3	0	0	35
00	MOLE, Taylor		0-1	0-1	0-0	0	0	0	0	0	0	0	0	0	11
11	SVANHOLM, Lena		3-9	2-4	0-0	0	3	3	0	8	0	1	0	0	15
22	BROCKE, Lauren		1-4	0-2	0-0	0	1	1	0	2	1	0	0	0	11
Team						1	1	2							
Totals			26-67	8-21	13-15	12	34	46	8	73	10	8	0	3	200
1st - FG %:			4-16	25.0%	2nd: 7-19	36.8%	3rd: 9-16	56.3%	4th: 6-16	37.5%	Game: 26-67	38.8%	Deadball		
3FG %:			2-6	33.3%	3-9	33.3%	2-4	50.0%	1-2	50.0%	8-21	38.1%	Rebounds		
FT %:			4-4	100.0%	3-4	75.0%	4-5	80.0%	2-2	100.0%	13-15	86.7%	2		

Officials: McCall Judd, Kristyne Esparza, Kelly Broomfield
 Technical fouls: Colo. Christian-None. Colorado State-None.
 Attendance: 881

Score by periods	1st	2nd	3rd	4th	Total
Colo. Christian	18	7	19	16	60
Colorado State	14	20	24	15	73



Official Basketball Box Score -- Game Totals -- Final Statistics
Eastern N.M. vs Colorado State
11/6/18 7 p.m. at Fort Collins, Colo. (Moby Arena)

Eastern N.M. 46 • 0-0

#	Player		Total		3-Ptr	Rebounds			PF	TP	A TO Blk Stl				Min
			FG-FGA	FG-FGA		FT-FTA	Off	Def			Tot	A	TO	Blk	
01	Clark, Sydney	*	1-2	0-1	0-0	1	2	3	1	2	0	1	0	1	22
05	Johnson, Dasia	*	2-14	1-10	0-2	2	3	5	2	5	3	1	0	0	30
11	Okey, Tilasha	*	2-11	1-8	1-2	1	4	5	1	6	0	1	0	1	24
22	Clay, Treyanna	*	2-4	0-1	7-11	1	1	2	4	11	0	3	1	1	27
32	Jones, Shelby	*	2-5	0-0	0-0	5	4	9	2	4	1	2	0	0	21
04	Slice, Natalie		0-2	0-2	0-2	0	0	0	0	0	0	0	0	0	3
10	McCaskill, Myra		0-1	0-1	1-2	0	0	0	0	1	0	0	0	1	3
12	Cox, Zamorye		2-13	1-8	0-0	1	1	2	1	5	1	3	0	1	21
15	Mehlbach, Jena		0-1	0-0	0-0	2	1	3	0	0	1	0	0	0	4
21	Lewis, Alivia		0-1	0-0	2-2	1	6	7	1	2	1	1	2	0	13
30	Rowe, Laura		3-6	2-5	0-0	0	1	1	0	8	0	0	0	0	10
33	Ross, Asha		0-2	0-1	0-0	0	0	0	0	0	0	0	0	0	3
35	Decker, Kamirah		1-4	0-1	0-0	1	3	4	1	2	0	1	0	0	19
Team						4	0	4							
Totals			15-66	5-38	11-21	19	26	45	13	46	7	13	3	5	200
1st - FG %:			4-16	25.0%	2nd: 6-17	35.3%	3rd: 2-17	11.8%	4th: 3-16	18.8%	Game: 15-66	22.7%	Deadball		
3FG %:			3-12	25.0%	1-8	12.5%	1-10	10.0%	0-8	0.0%	5-38	13.2%	Rebounds		
FT %:			2-4	50.0%	1-2	50.0%	0-0	0.0%	1-2	50.0%	11-21	52.4%			

2018-19 BOX SCORES



Official Basketball Box Score -- Game Totals -- Final Statistics Northern Colorado vs Colorado State 11/20/18 7 p.m. at Fort Collins, Colo. (Moby Arena)

Northern Colorado 53 • 2-2

##	Player	Total		3-Ptr	FT-FTA	Rebounds			PF	TP	A			Stl	Min
		FG-FGA	FG-FGA			Off	Def	Tot			TO	Bk	Stl		
24	MEYER, Ali	f	1-3	0-0	0-0	2	10	12	3	2	0	2	0	0	35
44	HINTZ, Bridget	c	1-4	0-0	4-6	2	6	8	1	6	0	3	0	2	35
01	LEGER-WALKER, Krystal	g	4-12	1-4	1-2	2	4	6	3	10	3	3	0	2	38
10	SMITH, Savannah	g	1-15	1-9	0-0	2	2	4	2	3	9	1	0	1	39
20	CHAPMAN, Alexis	g	5-14	3-9	0-0	2	3	5	0	13	0	4	0	1	25
15	FERNANDER, Shalise		1-2	0-0	0-0	0	1	1	2	2	0	0	0	1	7
22	ISENBART, Micayla		6-9	1-4	4-4	1	0	1	2	17	0	0	0	3	21
	Team					2	0	2							
Totals			19-59	6-26	9-12	13	26	39	13	53	12	13	0	10	200
1st - FG %:		4-18	22.2%	2nd: 5-15	33.3%	3rd: 5-15	33.3%	4th: 5-11	45.5%	Game: 19-59	32.2%	Deadball			
3FG %:		3-11	27.3%	0-5	0.0%	2-7	28.6%	1-3	33.3%	6-26	23.1%	Rebounds			
FT %:		2-4	50.0%	2-2	100.0%	0-0	0.0%	5-6	83.3%	9-12	75.0%	2,2			

Colorado State 47 • 1-2

##	Player	Total		3-Ptr	FT-FTA	Rebounds			PF	TP	A			Stl	Min
		FG-FGA	FG-FGA			Off	Def	Tot			TO	Bk	Stl		
44	NEUBERT, Tatum	f	1-4	0-1	4-4	0	4	4	2	6	0	0	4	0	25
22	BROCKE, Lauren	g	2-2	2-2	0-0	0	4	4	1	6	0	1	0	2	23
23	COLAIVALU, Grace	g	3-11	0-2	0-0	0	1	1	3	6	4	4	1	2	35
24	MOUNSEY, Mollie	g	3-12	1-5	1-2	1	1	2	0	8	1	2	0	1	40
35	DEVOS, Lore	g	6-12	0-2	2-3	1	6	7	1	14	2	5	0	2	39
00	MOLE, Taylor		1-4	1-3	1-2	0	5	5	3	4	0	2	0	2	18
11	SVANHOLM, Lena		1-2	1-2	0-0	1	5	6	1	3	1	1	0	0	15
21	HAMM, Myanne		0-0	0-0	0-0	0	0	0	0	0	0	0	0	0	5
	Team					0	1	1			2				
Totals			17-47	5-17	8-11	3	27	30	11	47	8	17	5	9	200
1st - FG %:		4-15	26.7%	2nd: 8-11	72.7%	3rd: 4-10	40.0%	4th: 1-11	9.1%	Game: 17-47	36.2%	Deadball			
3FG %:		2-8	25.0%	2-3	66.7%	1-4	25.0%	0-2	0.0%	5-17	29.4%	Rebounds			
FT %:		0-0	0.0%	6-7	85.7%	1-2	50.0%	1-2	50.0%	8-11	72.7%	2,1			

Officials: Lisa Jones, Chuck Gonzalez, Randy Campbell
Technical fouls: Northern Colorado-None. Colorado State-None.
Attendance: 1145

Score by periods	1st	2nd	3rd	4th	Total
Northern Colorado	13	12	12	16	53
Colorado State	10	24	10	3	47



Official Basketball Box Score -- Game Totals -- Final Statistics Cornell vs Colorado State 11/25/18 12 p.m. at Fort Collins, Colo. (Moby Arena)

Cornell 53 • 2-3

##	Player	Total		3-Ptr	FT-FTA	Rebounds			PF	TP	A			Stl	Min
		FG-FGA	FG-FGA			Off	Def	Tot			TO	Bk	Stl		
20	Miklos, Halley	f	0-4	0-0	0-0	1	3	4	0	0	0	0	1	0	20
24	Bagwell-Katalinich,	f	8-17	0-0	4-4	4	7	11	2	20	2	0	1	0	35
04	Jorgenson, Danielle	g	1-5	1-3	0-0	0	0	0	2	3	4	0	1	1	34
12	Widmann, Samantha	g	5-13	0-4	1-2	1	5	6	3	11	2	1	0	1	39
23	Clement, Samantha	g	5-11	5-11	0-0	0	3	3	0	15	3	3	0	1	27
03	Sramac, Kate		0-1	0-1	0-0	0	2	2	0	0	1	0	0	0	8
05	Higgins, Dylan		0-0	0-0	0-0	0	0	0	0	0	0	0	0	0	1
10	Smith, Caitlyn		1-6	0-4	0-0	0	1	1	1	2	1	0	0	0	16
11	Will, Samantha		0-1	0-1	0-0	0	0	0	0	0	0	0	0	0	6
15	Mbanefo, Theresa Gra		0-0	0-0	0-0	0	1	1	0	0	0	0	0	0	4
33	Willerson, Jessica		1-2	0-0	0-0	0	1	1	0	2	0	0	0	0	6
43	Hoff, Annika		0-0	0-0	0-0	0	0	0	0	0	0	0	0	0	3
	Team					4	1	5							
Totals			21-60	6-24	5-6	10	24	34	8	53	13	4	3	3	199
1st - FG %:		5-14	35.7%	2nd: 4-15	26.7%	3rd: 7-15	46.7%	4th: 5-16	31.3%	Game: 21-60	35.0%	Deadball			
3FG %:		2-8	25.0%	0-3	0.0%	3-5	60.0%	1-8	12.5%	6-24	25.0%	Rebounds			
FT %:		2-2	100.0%	0-0	0.0%	0-0	0.0%	3-4	75.0%	5-6	83.3%	1,1			

Colorado State 56 • 2-2

##	Player	Total		3-Ptr	FT-FTA	Rebounds			PF	TP	A			Stl	Min
		FG-FGA	FG-FGA			Off	Def	Tot			TO	Bk	Stl		
44	NEUBERT, Tatum	f	5-8	0-0	2-2	0	0	0	1	12	0	0	1	0	25
22	BROCKE, Lauren	g	1-6	1-6	0-0	0	4	4	1	3	0	1	0	1	22
23	COLAIVALU, Grace	g	0-2	0-1	2-2	0	4	4	3	2	7	3	1	0	34
24	MOUNSEY, Mollie	g	3-11	3-11	0-0	0	6	6	2	9	0	2	0	0	40
35	DEVOS, Lore	g	5-11	0-1	4-5	2	4	6	1	14	2	0	0	1	37
00	MOLE, Taylor		0-0	0-0	0-0	0	1	1	0	0	1	0	0	1	6
11	SVANHOLM, Lena		1-4	0-1	0-0	0	0	0	1	2	0	0	1	0	5
21	HAMM, Myanne		2-6	2-4	0-0	1	2	3	2	6	0	1	0	0	22
34	DAVIS, Liah		4-7	0-0	0-0	2	3	5	0	8	0	0	3	0	10
	Team					5	2	7			1				
Totals			21-55	6-24	8-9	10	26	36	11	56	10	8	6	3	201
1st - FG %:		3-14	21.4%	2nd: 6-17	35.3%	3rd: 7-14	50.0%	4th: 5-10	50.0%	Game: 21-55	38.2%	Deadball			
3FG %:		1-8	12.5%	2-8	25.0%	2-7	28.6%	1-1	100.0%	6-24	25.0%	Rebounds			
FT %:		0-0	0.0%	0-0	0.0%	0-0	0.0%	8-9	88.9%	8-9	88.9%	1,2			

Officials: Brenda Pantoja, Kaili Kimura, Ken Nash
Technical fouls: Cornell-None. Colorado State-None.
Attendance: 1401

Score by periods	1st	2nd	3rd	4th	Total
Cornell	14	8	17	14	53
Colorado State	7	14	16	19	56

Official Basketball Box Score -- Game Totals -- Final Statistics Colorado State vs Gonzaga 11/28/18 6:00 PM at Spokane, WA (McCarthy Athletic Center)

Colorado State 39 • 2-3

##	Player	Total		3-Ptr	FT-FTA	Rebounds			PF	TP	A			Stl	Min
		FG-FGA	FG-FGA			Off	Def	Tot			TO	Bk	Stl		
44	NEUBERT, Tatum	f	0-3	0-1	0-0	0	3	3	1	0	1	1	0	0	18
22	BROCKE, Lauren	g	1-5	0-3	0-0	0	6	6	0	2	0	3	0	0	20
23	COLAIVALU, Grace	g	1-3	0-0	1-2	0	3	3	3	3	2	5	0	0	27
24	MOUNSEY, Mollie	g	3-11	2-7	0-0	0	11	11	1	8	0	2	1	1	38
35	DEVOS, Lore	g	8-11	0-0	1-1	2	1	3	1	17	2	4	0	4	38
00	MOLE, Taylor		1-7	1-5	0-0	0	2	2	1	3	0	1	0	1	15
11	SVANHOLM, Lena		1-4	1-4	0-0	2	3	5	2	3	0	0	1	0	17
21	HAMM, Myanne		1-6	0-3	1-1	2	1	3	0	3	0	1	0	1	22
34	DAVIS, Liah		0-2	0-0	0-0	0	0	0	0	0	0	0	0	0	5
	Team					0	1	1							
Totals			16-52	4-23	3-4	6	31	37	9	39	5	17	2	7	200
1st - FG %:		6-15	40.0%	2nd: 4-9	44.4%	3rd: 1-16	6.3%	4th: 5-12	41.7%	Game: 16-52	30.8%	Deadball			
3FG %:		2-5	40.0%	0-3	0.0%	1-12	8.3%	1-3	33.3%	4-23	17.4%	Rebounds			
FT %:		1-1	100.0%	1-1	100.0%	0-0	0.0%	1-2	50.0%	3-4	75.0%	1			

Gonzaga 50 • 7-1

#	Player		Total		3-Ptr	Rebounds					PF	TP	A			Stl	Min
			FG-FGA	FG-FGA		FT-FTA	Off	Def	Tot	TO			Bk	Stl			
00	RICE, Zykeria	f	5-9	0-0	2-4	1	10	11	1	12	2	0	2	0	0	27	
04	WIRTH, LeeAnne	f	1-8	0-0	2-2	2	5	7	0	4	2	2	0	2	2	28	
11	STOCKTON, Laura	g	3-10	0-3	2-2	1	2	3	1	8	3	2	0	2	30		
15	LOERA, Jessie	g	2-8	2-7	0-0	0	2	2	1	6	1	3	0	0	23		
30	SMITH, Chandler	g	2-8	1-3	0-0	1	3	4	1	5	2	4	0	2	26		
03	WIRTH, Jenn		1-3	0-0	0-0	2	2	4	1	2	0	0	0	0	12		
05	FORSYTH, Louise		0-2	0-1	0-0	0	0	0	0	0	0	2	0	1	4		
24	CAMPBELL, Katie		3-7	3-7	0-0	0	1	1	1	9	0	0	0	0	19		
32	TOWNSEND, Jill		1-2	0-1	2-2	0	3	3	0	4	1	1	0	1	18		
33	KEMPTON, Melody		0-1	0-0	0-0	1	1	2	3	0	1	0	0	0	13		
Team						1	1	2									
Totals				18-58	6-22	8-10	9	30	39	9	50	12	14	2	8	200	
1st	FG%: 6-17 35.3%		2nd:	7-15 46.7%	3rd:	4-13 30.8%	4th:	1-13 7.7%	Game: 18-58 31.0%		Deadball						
	FT %: 4-9 44.4%			1-6 16.7%		0-2 0.0%		1-5 20.0%	3rd%: 8-10 80.0%		Rebounds						
	FT %: 2-2 100.0%			0-0 0.0%		4-4 100.0%		2-4 50.0%	8-10 80.0%								

2018-19 BOX SCORES



Official Basketball Box Score -- Game Totals -- Final Statistics
Northern Arizona vs Colorado State
 12/5/18 11:30 a.m. at Fort Collins, Colo. (Moby Arena)

Northern Arizona 54 • 4-3

#	Player	Total		3-Ptr		Rebounds		PF	TP	A	TO	Blk	Stl	Min
		FG-FGA	FG-FGA	FT-FTA	Off Def Tot	PF	TP							
15	RASHEED, Khirica	f	2-13	0-1	4-4	3	4	7	2	8	1	1	1	31
23	PAPLOW, Kaleigh	f	5-19	1-3	4-6	3	4	7	4	15	3	3	0	39
01	SCHENCK, Regan	g	4-7	3-5	0-0	0	7	7	1	11	2	4	0	33
03	MALVAR, Caitlin	g	2-6	2-5	0-0	0	5	5	2	6	2	1	0	33
20	ORNDORFF, Lauren	g	2-5	1-2	3-3	2	2	4	0	8	0	0	0	31
11	BAILEY, Jacey		1-6	0-1	1-2	0	5	5	1	3	0	1	0	14
21	TSINGINE, Tate		1-3	1-3	0-0	0	0	0	0	3	1	0	0	7
25	LEHEW, Brianna		0-0	0-0	0-0	0	2	2	0	0	1	0	0	6
33	CARROLL, Peyton		0-1	0-0	0-0	0	1	1	1	0	0	1	0	6
Team					3	0	3							
Totals			17-60	8-20	12-15	11	30	41	11	54	10	11	1	200

1st - FG %: 1-12 8.3% 2nd: 5-16 31.3% 3rd: 7-17 41.2% 4th: 4-15 26.7% Game: 17-60 28.3% Deadball
 3FG %: 0-3 0.0% 2-6 33.3% 3-4 75.0% 3-7 42.9% 8-20 40.0% Rebounds
 FT %: 5-7 71.4% 4-4 100.0% 1-2 50.0% 12-15 80.0%

Colorado State 65 • 4-3

#	Player	Total		3-Ptr		Rebounds		PF	TP	A	TO	Blk	Stl	Min
		FG-FGA	FG-FGA	FT-FTA	Off Def Tot	PF	TP							
44	NEUBERT, Tatum	f	3-5	0-0	2-2	3	2	5	0	8	2	1	2	23
22	BROCKE, Lauren	g	1-5	1-4	0-0	1	5	6	1	3	1	0	0	20
23	COLAIVALU, Grace	g	0-5	0-3	2-2	0	7	7	0	2	2	1	0	28
24	MOUNSEY, Mollie	g	4-13	1-8	4-4	0	3	3	2	13	1	0	0	27
35	DEVOS, Lore	g	11-21	1-2	0-1	3	5	8	2	23	5	2	2	38
00	MOLE, Taylor		2-3	1-1	0-0	0	3	3	0	5	0	0	0	14
11	SVANHOLM, Lena		3-7	0-1	0-0	1	4	5	3	6	0	1	2	18
21	HAMM, Myanne		1-3	0-2	0-0	0	2	2	3	2	0	2	0	20
34	DAVIS, Liah		1-4	0-0	1-2	1	1	2	3	3	0	0	0	12
Team					2	2	4							
Totals			26-66	4-21	9-11	11	34	45	14	65	11	7	6	200

1st - FG %: 6-19 31.6% 2nd: 7-17 41.2% 3rd: 6-15 40.0% 4th: 7-15 46.7% Game: 26-66 39.4% Deadball
 3FG %: 1-6 16.7% 2-5 40.0% 0-4 0.0% 1-6 16.7% 4-21 19.0% Rebounds
 FT %: 2-3 66.7% 0-0 0.0% 2-2 100.0% 5-6 83.3% 9-11 81.8%

Officials: Michael Price, Bart Baldwin, Katrina Lyles
 Technical fouls: Northern Arizona-None. Colorado State-None.
 Attendance: 2434

Score by periods	1st	2nd	3rd	4th	Total
Northern Arizona	7	16	19	12	54
Colorado State	15	16	14	20	65



Official Basketball Box Score -- Game Totals -- Final Statistics
Arizona State vs Colorado State
 12/9/18 2:05 p.m. at Fort Collins, Colo. (Moby Arena)

Arizona State 70 • 7-2

#	Player	Total		3-Ptr		Rebounds		PF	TP	A	TO	Blk	Stl	Min
		FG-FGA	FG-FGA	FT-FTA	Off Def Tot	PF	TP							
42	Ibis, Kianna	f	4-11	0-0	2-2	2	1	3	1	10	0	1	0	20
33	Johnson-Chapman, Cha	c	0-0	0-0	0-0	3	5	8	1	0	0	0	1	16
01	Richardson, Reili	g	1-2	1-1	0-0	1	1	2	0	3	11	1	0	19
11	Ryan, Robbi	g	2-7	1-4	0-0	1	3	4	0	5	1	0	0	17
22	Ekmark, Courtney	g	7-12	6-10	1-3	2	0	2	0	21	1	1	0	22
00	Hanson, Taya		2-4	0-1	0-0	0	2	2	1	4	4	0	0	20
04	Russell, Kiara		3-3	0-0	0-0	1	2	3	1	6	2	0	0	14
05	Loera, Jamie		1-3	1-3	0-0	0	1	1	0	3	2	2	1	10
21	Elenga, Sophia		1-3	0-0	0-0	1	6	7	1	2	1	1	0	14
23	Mbulito, Iris		0-2	0-1	0-0	0	3	3	1	0	3	1	1	2
24	Sanders, Bre'yanna		0-0	0-0	0-0	0	0	0	0	0	1	0	0	4
32	Van Hyfte, Jayde		1-1	0-0	0-0	0	1	1	1	2	0	0	0	12
44	Rubin, Eva		0-0	0-0	0-0	0	0	0	0	0	0	0	0	3
52	Ruden, Jamie		6-10	0-2	2-2	2	2	4	0	14	0	1	0	14
Team					0	1	1							
Totals			28-58	9-22	5-7	13	28	41	7	70	26	10	3	200

1st - FG %: 10-18 55.6% 2nd: 6-18 33.3% 3rd: 7-15 46.7% 4th: 5-7 71.4% Game: 28-58 48.3% Deadball
 3FG %: 4-8 50.0% 2-5 40.0% 2-6 33.3% 1-3 33.3% 9-22 40.9% Rebounds
 FT %: 0-0 0.0% 0-1 0.0% 4-4 100.0% 1-2 50.0%

Colorado State 39 • 4-4

#	Player	Total		3-Ptr		Rebounds		PF	TP	A	TO	Blk	Stl	Min
		FG-FGA	FG-FGA	FT-FTA	Off Def Tot	PF	TP							
44	NEUBERT, Tatum	f	1-5	0-2	0-0	1	0	1	0	2	2	1	0	25
11	SVANHOLM, Lena	c	5-10	0-0	1-1	2	4	6	0	11	0	1	0	23
22	BROCKE, Lauren	g	0-0	0-0	0-0	0	0	0	0	0	1	1	0	20
24	MOUNSEY, Mollie	g	4-10	3-7	0-0	0	5	5	1	11	1	3	1	31
35	DEVOS, Lore	g	4-13	0-0	0-0	0	0	0	1	8	2	2	0	35
00	MOLE, Taylor		0-1	0-1	0-0	0	1	1	0	0	0	1	0	17
21	HAMM, Myanne		1-3	0-0	1-2	1	4	5	3	3	0	2	0	13
34	DAVIS, Liah		2-9	0-0	0-2	2	3	5	1	4	0	1	0	17
Team					0	1	1							
Totals			17-51	3-10	2-5	6	18	24	6	39	6	12	1	200

1st - FG %: 5-14 35.7% 2nd: 3-10 30.0% 3rd: 3-12 25.0% 4th: 6-15 40.0% Game: 17-51 33.3% Deadball
 3FG %: 2-3 66.7% 0-1 0.0% 1-3 33.3% 0-3 0.0% 3-10 30.0% Rebounds
 FT %: 0-0 0.0% 2-5 40.0% 0-0 0.0% 0-0 0.0% 2-5 40.0%

Officials: Michol Murray, Melissa Barlow, Cheryl Flores
 Technical fouls: Arizona State-None. Colorado State-None.
 Attendance: 1120

Score by periods	1st	2nd	3rd	4th	Total
Arizona State	24	14	20	12	70
Colorado State	12	8	7	12	39



Official Basketball Box Score -- Game Totals -- Final Statistics
Colorado State vs BYU
 12/15/18 2:00 pm at Provo, Utah (Marriott Center)

Colorado State 42 • 4-5

#	Player	Total		3-Ptr		Rebounds		PF	TP	A	TO	Blk	Stl	Min
		FG-FGA	FG-FGA	FT-FTA	Off Def Tot	PF	TP							
00	MOLE, Taylor	f	0-2	0-2	0-0	0	1	1	0	0	0	1	0	12
44	NEUBERT, Tatum	f	0-1	0-0	0-0	0	1	1	0	0	0	0	0	9
11	SVANHOLM, Lena	c	3-12	0-3	0-0	3	2	5	0	6	2	6	0	34
24	MOUNSEY, Mollie	g	7-16	7-15	0-0	0	8	8	2	21	3	1	0	40
35	DEVOS, Lore	g	2-9	0-0	0-0	0	5	5	3	4	2	2	0	38
21	HAMM, Myanne		0-1	0-1	0-0	0	0	0	2	0	1	0	0	10
22	BROCKE, Lauren		3-8	3-8	0-0	0	0	0	1	9	1	1	0	21
23	COLAIVALU, Grace		1-5	0-1	0-0	1	2	3	0	2	6	2	1	31
34	DAVIS, Liah		0-1	0-0	0-0	0	0	0	1	0	1	0	0	5
Team					3	7	10							
Totals			16-55	10-30	0-0	7	26	33	10	42	15	14	1	200

1st - FG %: 4-12 33.3% 2nd: 3-14 21.4% 3rd: 4-15 26.7% 4th: 5-14 35.7% Game: 16-55 29.1% Deadball
 3FG %: 2-7 28.6% 2-8 25.0% 4-7 57.1% 2-8 25.0% 10-30 33.3% Rebounds
 FT %: 0-0 0.0% 0-0 0.0% 0-0 0.0% 0-0 0.0%

BYU 51 • 7-3

#	Player	Total		3-Ptr		Rebounds		PF	TP	A	TO	Blk	Stl	Min
		FG-FGA	FG-FGA	FT-FTA	Off Def Tot	PF	TP							
03	Shalae Salmon	f	0-3	0-0	0-0	2	2	4	1	0	1	0	0	22
14	Babalu Ugwu	f	0-2	0-0	0-0	0	5	5	0	0	0	1	1	11
01	Brenna Chase	g	0-8	0-7	0-0	0	2	2	1	0	2	6	2	31
02	Shaylee Gonzales	g	12-22	3-8	2-4	4	5	9	1	29	4	2	1	39
13	Paisley Johnson	g	3-13	2-8	1-2	3	8	11	1	9	1	2	0	38
05	Maria Albiero		4-8	2-3	0-0	0	1	1	1	10	2	2	0	23
15	Malli Valgardson		0-2	0-1	0-0	3	1	4	0	0	0	0	0	4
22	Sara Hamson		0-0	0-0	0-0	4	2	6	0	0	1	0	2	18
24	Ashley Beckstrand		0-1	0-1	0-0	0	0	0	0	0	0	0	0	1
33	Jasmine Moody		1-4	0-0	1-2	0	5	5	0	3	0	1	0	13
Team					3	1	4							
Totals			20-63	7-28	4-8	19	32	51	5	51	11	14	6	200

1st - FG %: 4-20 20.0% 2nd: 4-14 28.6% 3rd: 5-18 27.8% 4th: 7-11 63.6% Game: 20-63 31.7% Deadball

2018-19 BOX SCORES



Official Basketball Box Score -- Game Totals -- Final Statistics Chadron State vs Colorado State 12/29/18 2 p.m. at Fort Collins, Colo. (Moby Arena)

Chadron State 38 • 1-10

#	Player		Total		3-Ptr		Rebounds			PF	TP	A	TO	Blk	Stl	Min
			FG-FGA	FG-FGA	FT-FTA	Off	Def	Tot								
23	Jessica Lovitt	f	2-11	0-0	3-4	2	2	4	2	7	0	3	0	0	24	
31	McKenna McClintic	f	0-6	0-2	0-0	1	0	1	1	0	4	0	0	0	21	
50	Savannah Weidauer	c	0-4	0-0	0-0	1	5	6	1	0	0	0	0	0	13	
01	Taryn Foxen	g	3-9	1-5	0-0	2	2	4	1	7	1	3	0	1	21	
12	Jori Peters	g	3-7	2-4	0-0	1	1	2	0	8	2	1	0	1	25	
02	Mickenzie Brennan		1-3	0-2	0-0	1	0	1	1	2	0	1	0	0	17	
10	Haley Urbatsch		0-1	0-0	0-0	0	0	0	0	0	1	0	0	0	6	
13	Brittni McCully		0-0	0-0	0-0	0	0	0	0	0	0	0	0	0	6	
14	Tatum Peterson		1-1	0-0	0-0	0	0	0	0	2	0	0	0	0	1	
20	Jessica Harvey		3-10	3-7	0-2	1	2	3	2	9	0	3	0	0	30	
21	Bailey Brooks		0-0	0-0	0-0	0	0	0	0	0	0	0	0	0	3	
22	Rachel Henkle		0-1	0-0	0-0	0	0	0	0	0	0	1	0	0	6	
25	Angelique Gall		0-5	0-0	3-4	0	2	2	4	3	0	0	0	0	16	
30	Brook Jamison		0-0	0-0	0-0	0	0	0	0	0	0	0	0	0	2	
44	Rebecca Stevenson		0-5	0-0	0-0	4	1	5	4	0	1	2	0	0	9	
Team						2	2	4								
Totals				13-63	6-20	6-10	15	17	32	16	38	9	14	0	2	200

1st - FG %:	2-14	14.3%	2nd: 4-15	26.7%	3rd: 4-15	26.7%	4th: 3-19	15.8%	Game: 13-63	20.6%	Deadball	
3FG %:	1-5	20.0%	2-2	100.0%	2-7	28.6%	1-6	16.7%	6-20	30.0%	Rebounds	
FT %:	3-4	75.0%	0-2	0.0%	3-4	75.0%	0-0	0.0%	6-10	60.0%	1	

Colorado State 91 • 6-5

#	Player	Total			3-Ptr			Rebounds			PF	TP	A	TO	Blk	Stl	Min
		FG-FGA	FG-FGA	FT-FTA	Off	Def	Tot	Off	Def	Tot							
44	NEUBERT, Tatum	f	1-2	0-0	0-0	0	2	2	2	2	0	1	2	0		16	
21	HAMM, Myanne	g	3-5	2-4	2-2	0	2	2	0	10	4	1	0	4		31	
23	COLAIVALU, Grace	g	2-4	0-1	0-0	0	6	6	1	4	12	3	0	2		23	
24	MOUNSEY, Mollie	g	6-8	5-7	2-2	0	5	5	1	19	2	0	0	0		25	
35	DEVOS, Lore	g	8-11	1-1	1-2	1	4	5	1	18	4	2	2	2		25	
00	MOLE, Taylor		2-7	1-5	6-6	1	6	7	0	11	3	0	0	1		24	
11	SVANHOLM, Lena		4-7	0-1	2-2	0	3	3	3	10	1	1	3	0		19	
22	BROCKE, Lauren		3-3	2-2	0-0	0	4	4	2	8	2	0	0	2		24	
34	DAVIS, Liah		4-6	0-0	1-2	2	2	4	4	9	0	2	0	0		13	
Team						0	2	2									
Totals			33-53	11-21	14-16	4	36	40	14	91	28	10	7	11		200	

1st - FG %:	10-14	71.4%	2nd: 7-12	58.3%	3rd: 11-16	68.8%	4th: 5-11	45.5%	Game: 33-53	62.3%	Deadball	
3FG %:	3-5	60.0%	1-3	33.3%	5-7	71.4%	2-6	33.3%	11-21	52.4%	Rebounds	
FT %:	0-0	0.0%	0-2	0.0%	0-0	0.0%	0-0	0.0%	14-16	87.5%	1,2	

Officials: Penny Davis, Alecia Murray, Lorena Ahumada
Technical fouls: Chadron State-None. Colorado State-None.
Attendance: 1187
Ryun Williams picks up his 400th NCAA win

Score by periods	1st	2nd	3rd	4th	Total
Chadron State	8	10	13	7	38
Colorado State	23	21	27	20	91



Official Basketball Box Score -- Game Totals -- Final Statistics Fresno State vs Colorado State 1/5/19 2 p.m. at Fort Collins, Colo. (Moby Arena)

Fresno State 66 • 9-4, 2-0 MW

#	Player		Total		3-Ptr	Rebounds					PF	TP	A	TO	Blk	Stl	Min
			FG-FGA	FG-FGA	FT-FTA	Off	Def	Tot									
11	UTTI, Maddi	f	3-7	0-0	0-0	7	5	12	1	6	0	1	1	3	37		
12	OGIER, Genna	f	0-4	0-1	0-0	1	0	1	0	3	1	1	1	24			
10	WHITE, Candice	g	9-15	4-7	6-6	1	4	5	2	28	1	6	0	2	37		
22	GAMEZ, Aly	g	7-12	2-6	1-1	1	3	4	0	17	1	3	0	2	37		
30	CAVEY, Kristina	g	2-11	1-6	0-0	2	4	6	1	5	2	3	0	3	17		
13	KNISHKA, Breanne		3-4	1-2	0-0	0	0	0	0	7	2	2	0	1	13		
14	PORTER, Jordanna		0-4	0-4	0-0	0	6	6	0	0	1	0	0	1	20		
20	DELANEY, Bree		1-4	1-4	0-0	0	0	0	4	3	1	2	0	0	15		
Team						2	1	3									
Totals			25-61	9-30	7-7	14	23	37	9	66	11	18	2	13	200		

1st - FG %:	6-15	40.0%	2nd: 8-17	47.1%	3rd: 7-15	46.7%	4th: 4-14	28.6%	Game: 25-61	41.0%	Deadball	
3FG %:	4-12	33.3%	2-6	33.3%	0-4	0.0%	3-8	37.5%	9-30	30.0%	Rebounds	
FT %:	1-1	100.0%	1-1	100.0%	1-1	100.0%	4-4	100.0%	7-7	100.0%	0,1	

Colorado State 55 • 7-6, 1-1 MW

#	Player		Total		3-Ptr	Rebounds									
			FG-FGA	FG-FGA	FT-FTA	Off	Def	TP	PF	TP	A	TO	Blk	Stl	Min
44	NEUBERT, Tatum	f	4-7	0-0	0-0	4	3	7	0	8	0	0	1	0	17
21	HAMM, Myanne	g	2-4	2-4	0-2	0	4	4	1	6	3	2	0	1	33
23	COLAIVALU, Grace	g	0-1	0-0	0-0	0	2	2	4	0	2	0	0	0	12
24	MOUNSEY, Mollie	g	5-13	3-8	1-2	0	2	2	1	14	2	2	0	2	40
35	DEVOS, Lore	g	1-9	0-0	2-2	1	1	2	1	4	2	5	0	2	36
00	MOLE, Taylor		1-3	0-1	0-0	0	2	2	0	2	1	1	0	0	8
11	SVANHOLM, Lena		5-8	0-0	2-2	1	2	3	2	12	0	0	0	0	15
22	BROCKE, Lauren		1-5	1-4	0-0	1	2	3	2	3	2	4	0	3	28
34	DAVIS, Liah		3-4	0-0	0-0	2	3	5	0	6	2	0	1	0	11
	Team					0	0	0							
Totals			22-54	6-17	5-8	9	21	30	11	55	12	16	2	8	200

1st - FG %:	3-12	25.0%	2nd: 2-14	14.3%	3rd: 8-14	57.1%	4th: 9-14	64.3%	Game: 22-54	40.7%	Deadball	
3FG %:	0-1	0.0%	1-6	16.7%	4-8	50.0%	1-2	50.0%	6-17	35.3%	Rebounds	
FT %:	2-2	100.0%	0-0	0.0%	0-0	0.0%	3-6	50.0%	5-8	62.5%	2,1	

Officials: Melissa Barlow, Julie Krommenhoek, Peter Contreras
Technical fouls: Fresno State-None. Colorado State-None.
Attendance: 1235

Score by periods	1st	2nd	3rd	4th	Total
Fresno State	17	19	15	15	66
Colorado State	8	5	20	22	55



Official Basketball Box Score -- Game Totals -- Final Statistics UNLV vs Colorado State 1/2/19 7 p.m. at Fort Collins, Colo. (Moby Arena)

UNLV 49 • 2-10, 0-1 MW

		Total		3-Ptr		Rebounds									
##	Player	FG-FGA	FG-FGA	FT-FTA	Off	Def	Tot	PF	TP	A	TO	Blk	Stl	Min	
03	Strawther, Paris	f	2-5	0-0	1-1	3	5	8	3	5	2	3	1	3	29
23	Bell, Jordyn	f	1-7	1-5	0-0	2	3	5	0	3	1	1	0	0	24
21	Powell, Katie	c	4-16	0-4	1-2	1	3	4	1	9	0	2	1	0	33
10	Wheatley, Nikki	g	2-9	0-4	5-6	1	3	4	3	9	1	2	0	0	24
14	Thomas, Bailey	g	1-6	1-4	0-0	3	5	8	3	3	1	2	0	0	36
00	Smith, Latencia		2-7	0-3	0-0	2	2	4	2	4	3	2	0	1	19
01	Brown, Kavionnia		0-0	0-0	0-0	0	0	0	0	0	0	0	0	0	3
20	Anderson, Alyssa		3-5	3-5	0-0	1	2	3	0	9	0	0	0	0	15
24	Wade, Rodjanae		3-5	0-0	1-2	1	1	2	0	7	0	3	0	1	17
25	Jackman, Krista		0-0	0-0	0-0	0	0	0	0	0	0	0	0	0	1
Team						0	0	0							
Totals			18-60	5-25	8-11	14	24	38	12	49	8	15	2	5	201
1st - FG %: 5.15 33.3% 2nd: 3-12 25.0% 3rd: 5-18 27.8% 4th: 5-15 33.3% Game: 18-60 30.0% Deadball															
3rd: 3-12 25.0% 4th: 5-15 33.3% 5-25 20.0% 8-11 72.7%															
FT %: 2-4 50.0% 1-1 100.0% 2-2 100.0% 3-4 75.0% 8-11 72.7%															

1st - FG %:	5-15	33.3%	2nd: 3-12	25.0%	3rd: 5-18	27.8%	4th: 5-15	33.3%	Game: 18-60	30.0%	Deadball	
3FG %:	0-5	0.0%	0-3	0.0%	2-10	20.0%	3-7	42.9%	5-25	20.0%	Rebounds	
FT %:	2-4	50.0%	1-1	100.0%	2-2	100.0%	3-4	75.0%	8-11	72.7%	1,1	

Colorado State 52 • 7-5, 1-0 MW

2018-19 BOX SCORES



Official Basketball Box Score -- Game Totals -- Final Statistics
Colorado State vs New Mexico
01/12/19 2:00 pm at

Colorado State 58 • 7-8

#	Player		Total		3-Ptr		Rebounds			PF	TP	A	TO	Blk	Stl	Min
			FG-FGA	FG-FGA	FT-FTA	Off	Def	Total								
44	NEUBERT, Tatum	f	2-9	1-3	1-2	0	5	5	0	6	0	0	1	1	22	
21	HAMM, Myanne	g	2-3	1-2	2-2	1	3	4	4	7	2	1	0	2	36	
23	COLAIVALU, Grace	g	1-5	0-0	7-9	1	3	4	5	9	8	4	0	1	24	
24	MOUNSEY, Mollie	g	5-9	4-7	4-5	0	5	5	0	18	0	6	0	0	40	
35	DEVOS, Lore	g	4-12	0-1	2-4	2	5	7	3	10	3	5	0	2	40	
11	SVANHOLM, Lena	g	3-9	0-5	0-0	1	2	3	3	6	0	1	1	0	19	
22	BROCKE, Lauren	g	1-5	0-2	0-0	0	0	0	2	2	1	0	0	0	19	
Team						1	4	5								
Totals				18-52	6-20	16-22	6	27	33	17	58	14	17	2	6	200
1st FG %:			3-17	17.6%	2nd: 5-10	50.0%	3rd: 4-12	33.3%	4th: 6-13	46.2%	Game: 18-52	34.6%	Deadball			
3FG %:			1-8	12.5%	2-4	50.0%	2-5	40.0%	1-3	33.3%	6-20	30.0%	Rebounds			
FT %:			3-4	75.0%	4-6	66.7%	3-5	60.0%	6-7	85.7%	16-22	72.7%	4			

New Mexico 70 • 13-2

#	Player		Total		3-Ptr		Rebounds			PF	TP	A	TO	Blk	Stl	Min
			FG-FGA	FG-FGA	FT-FTA	Off	Def	Tot								
21	Nike McClure	f	2-6	0-0	2-4	4	8	12	0	6	3	2	3	1	28	
44	Jaisa Nunn	c	4-10	0-0	6-7	4	3	7	1	14	2	2	0	1	36	
03	Ahlise Hurst	g	3-11	1-7	0-0	1	2	3	3	7	1	1	0	1	24	
04	Jayla Everett	g	2-10	1-5	4-4	1	2	3	3	9	4	3	0	1	28	
15	Aisia Robertson	g	4-12	1-3	1-3	3	5	8	2	10	5	5	1	3	34	
13	Shaiquel McGruder		0-1	0-0	0-0	0	1	1	1	0	0	0	0	0	4	
23	Jaedyn De La Cerdia		2-5	2-4	0-0	0	0	0	0	6	1	2	0	0	10	
32	Antonia Anderson		1-3	1-1	0-0	2	2	4	3	3	2	1	0	0	11	
35	Madi Washington		5-8	5-8	0-0	0	6	6	2	15	0	2	0	0	25	
Team						4	1	5								
Totals				23-66	11-28	13-18	19	30	49	15	70	18	18	4	7	200
1st FG %:			5-16	31.3%	2nd: 6-11	54.5%	3rd: 2-3	66.7%	4th: 2-5	40.0%	Game: 23-66			34.8%		
3FG %:			1-9	11.1%	2-4	50.0%	4-6	66.7%	4-6	66.7%	11-28			39.3%		
FT %:			3-4	75.0%	2-4	50.0%	4-4	100.0%	4-6	66.7%	13-18			72.2%		
														Deadball Rebounds 2		

Officials: Cheryl Flores, Lisa Jones, Jack Jones

Technical fouls: Colorado State-None. New Mexico-None.

Attendance: 5809

2018-19 Women's Basketball. Round: 0. Colorado St. vs New Mexico. Played at .

Score by periods	1st	2nd	3rd	4th	Total
Colorado State	10	16	13	19	58
New Mexico	14	22	16	18	70



Official Basketball Box Score -- Game Totals -- Final Statistics
Utah State vs Colorado State
1/19/19 2 p.m. at Fort Collins, Colo. (Moby Arena)

Utah State 72 • 10-7, 5-1 MW

#	Player		Total		3-Ptr	Rebounds									
			FG-FGA	FG-FGA	FT-FTA	Off	Def	Tot	PF	TP	A	TO	Blk	Stl	Min
12	BASSETT, Hailey	f	9-13	0-0	0-0	5	7	12	1	18	1	0	0	0	23
01	WEST, Eliza	g	4-10	3-5	0-0	0	1	1	2	11	7	2	0	2	26
03	WEST, Olivia	g	0-3	0-3	0-0	0	2	2	2	0	2	2	0	0	19
05	DUFFICY, Shannon	g	6-9	1-2	1-3	2	10	12	1	14	0	1	0	0	28
22	BREWSTER, Rachel	g	4-10	0-2	1-2	1	2	3	0	9	4	1	2	0	29
04	GORMAN, Steph		2-5	2-4	0-0	0	0	0	2	6	4	2	0	1	25
11	JENSEN-BAKER, L.		0-1	0-1	2-2	0	0	0	0	2	1	0	0	0	5
24	ANIAMBOSOU, Marlen		1-4	0-0	0-0	2	5	7	3	2	0	2	1	0	12
32	HARRIS, Emmie		3-3	2-2	0-0	2	0	2	1	8	0	0	0	0	15
34	DUDLEY, Emma		0-0	0-0	0-0	0	0	0	1	0	0	1	0	0	4
44	MASON, Deja		0-0	0-0	2-2	2	1	3	3	2	1	0	1	0	14
Team						1	2	3			1				
Totals			29-58	8-19	6-9	15	30	45	16	72	20	12	4	3	200

Colorado State 53 • 7-9, 1-4 MW

#	Player		Total			3-Ptr		Rebounds			PF	TP	A	TO	Blk	Stl	Min
			FG-FGA	FG-FGA	FT-FTA	Off	Def	Tot	Off	Def							
44	NEUBERT, Tatum	f	2-6	0-0	0-0	0	2	2	0	4	0	0	1	0	0	16	
21	HAMM, Myanne	g	2-7	1-6	1-2	0	3	3	0	6	0	0	1	0	0	29	
23	COLAIVALU, Grace	g	7-11	2-3	4-6	1	4	5	4	20	6	3	0	1	1	35	
24	MOUNSEY, Mollie	g	2-6	0-1	0-0	0	0	0	0	4	1	1	0	0	0	39	
35	DEVOS, Lore	g	2-9	0-1	0-0	0	1	1	2	4	4	1	0	1	0	30	
00	MOLE, Taylor	g	1-3	1-3	1-2	0	1	1	0	4	0	1	1	0	1	11	
11	SVANHOLM, Lena	g	3-5	1-2	0-0	0	1	1	0	7	0	0	0	0	0	14	
22	BROCKE, Lauren	g	0-2	0-1	1-2	0	2	2	1	1	0	0	0	0	1	15	
34	DAVIS, Liah	g	0-0	0-0	3-4	1	1	2	1	3	1	0	0	1	1	11	
Team							2	1	3								
Totals				19-49	5-17	10-16	4	16	20	8	53	12	6	3	4	200	
1st - FG %:			5-14	35.7%	2nd: 4-10	40.0%	3rd: 5-12	41.7%	4th: 5-13	38.5%	Game: 19-49	38.8%	Deadball				
3FG %:			1-3	33.3%	0-4	0.0%	1-5	20.0%	3-5	60.0%	5-17	29.4%	Rebounds				
FT %:			0-0	0.0%	4-6	66.7%	3-5	60.0%	3-5	60.0%	10-16	62.5%	2				

Officials: Lisa Jones, Bart Baldwin, Peter Contreras

Technical fouls: Utah State-None. Colorado State-None.

Attendance: 1270

Score by periods	1st	2nd	3rd	4th	Total
Utah State	17	28	14	13	72
Colorado State	11	12	14	16	53




Official Basketball Box Score -- Game Totals -- Final Statistics
Air Force vs Colorado State
2/2/19 2 p.m. at Fort Collins, Colo. (Moby Arena)

Air Force 48 • 8-13, 4-6 MW

#	Player		Total		3-Ptr		Rebounds					PF	TP	A	T	Blk	Stl	Min	
			FG-FGA	FG-FGA	FT-FTA	Off	Def	Tot	Off	Def	Tot								
23	SNYDER, Riley	f	3-11	1-5	0-0	4	4	8	1	7	0	1	1	1	21				
00	JONES, Haley	g	0-4	0-1	2-2	0	1	1	5	2	2	2	0	1	24				
01	AUTREY, Briana	g	3-12	0-3	0-0	2	0	2	3	6	2	3	0	2	29				
13	CONROE, Emily	g	1-5	0-2	0-0	2	4	6	4	2	1	0	0	2	24				
32	IMMEL, Kaelin	g	7-19	2-6	4-4	2	2	4	1	20	0	1	0	2	33				
10	ITUGBU, Venessannah	g	0-0	0-0	0-0	3	2	5	4	0	0	2	3	2	27				
14	TOMES, Noelle	g	3-5	2-3	1-2	0	2	2	1	9	0	1	0	0	23				
15	ELBOURNE, Tanisha	g	1-4	0-1	0-0	0	1	1	0	2	0	5	0	1	11				
21	MCFALLS, Michaela	g	0-0	0-0	0-0	0	1	1	2	0	2	0	0	0	7				
Team						2	2	4											
Totals				18-60	5-21	7-8	15	19	34	21	48	7	15	4	11	199			
1st - FG %: 5-14 35.7% 2nd: 4-14 28.6% 3rd: 5-15 33.3% 4th: 4-17 23.5% Game: 18-60 30.0% Deadball																			
3FG %: 2-6 33.3% 1-3 33.3% 1-5 20.0% 1-2 14.3% 5-21 23.8% Rebounds																			
FT %: 2-2 100.0% 1-2 50.0% 2-2 100.0% 7-8 87.5% 0																			


TEAM PHOTO ROSTER



TAYLOR MOLE
Fr. • G/F • 6-2
Hobart, Tasmania, Australia



TORI WILLIAMS
So. • G • 5-9
Boise, Idaho
Utah/Centennial HS



MEGAN JACOBS
Jr. • G/F • 6-1
Las Vegas, Nev.
Utah/Bishop Gorman HS



ROICHELE MARBLE
RS Sr. • G • 5-7
Des Moines, Iowa
Wisconsin/East HS



LENA SVANHOLM
So. • F • 6-6
Horsholm, Denmark



JAMIE BONNARENS
Jr. • G/F • 6-0
Cache, Okla.
Cameron/Cache HS



MYANNE HAMM
RS Sr. • G/F • 5-11
Fort Collins, Colo.
Poudre HS



LAUREN BROCKE
RS Fr. • G/F • 6-3
Boise, Idaho
Centennial HS



GRACE COLAIVALU
RS So. • G • 5-7
Sacramento, Calif.
Rosemont HS



MOLLIE MOUNSEY
Jr. • G • 5-10
Follett, Texas
Seward County CC/Follett HS



ANDREA BRADY
Sr. • F • 6-1
Salt Lake City, Utah
Salt Lake CC/Cottonwood HS



LIAH DAVIS
RS So. • C • 6-2
Colorado Springs, Colo.
Sand Creek HS



LORE DEVOS
Fr. • G • 6-0
Kortrijk, Belgium



TATUM NEUBERT
RS Sr. • F • 6-2
Elizabeth, Colo.
LSU/Oregon/Elizabeth HS



RYUN WILLIAMS
Head Coach
Seventh Season
South Dakota '92



RICO BURKETT
Assistant Coach
First Season
North Dakota '93



KELLIE LEWIS
Assistant Coach
First Season
Boise State '98



AMBER CUNNINGHAM
Assistant Coach
Third Season
South Dakota '12



BROOKE BUTKOVSKY
Director of Operations
Second Season
Clarkson '15



CHAD LAVIN
Director of Administration
Seventh Season
South Dakota '78



STINE AUSTGULEN
Director of Development
First Season
Colorado State '17