



COLORADO STATE

BASKETBALL



Twitter: @CSUMBasketball
Facebook: csumbasketball

Contact: John A. Martin
(540) 476-1259 / John.A.Martin@colostate.edu

2018-19 SCHEDULE - 5-5, 0-0 Mountain West (4-2 Home, 1-1 Road, 0-2 Neutral)

| | | | |
|-------------------------|--|--|-------------|
| Nov. 7 Wed. | | Colorado Christian MW Network | W 100-66 |
| Nov. 10 Sat. | | Arkansas Pine Bluff MW Network | W 92-67 |
| Nov. 14 Fri. | | Montana State MW Network | W 81-77 |
| Nov. 19 Sun. | | vs. Louisiana % GulfCoastShowcase.com (\$) | L 73-91 |
| Nov. 20 Tue. | | at Florida Gulf Coast % GulfCoastShowcase.com (\$) | W 82-74 |
| Nov. 21 Wed. | | vs. South Dakota State % GulfCoastShowcase.com (\$) | L 65-78 |
| Nov. 27 Tue. | | Southern Illinois MW Network | L 67-82 |
| Dec. 1 Sat. | | at Colorado Pac-12 Network | L 80-86 |
| Dec. 5 Wed. | | Arkansas (White Out) CBS Sports Network | L 74-98 |
| Dec. 8 Sat. | | Sam Houston State MW Network | W 71-65 |
| Dec. 16 Sun. | | South Dakota MW Network | 2 p.m. |
| Dec. 22 Sat. | | at Long Beach State BigWest.TV | 3 p.m. |
| Dec. 30 Sun. | | New Mexico State AT&T SportsNet | 2 p.m. |
| Jan. 2 Wed. | | at UNLV* CBS Sports Network | 8:30 p.m. |
| Jan. 5 Sat. | | at Fresno State* AT&T SportsNet | 8 p.m. |
| Jan. 8 Tue. | | Air Force* AT&T SportsNet | 7 p.m. |
| Jan. 12 Sat. | | New Mexico* CBS Sports Network | 2 p.m. |
| Jan. 19 Sat. | | at Utah State* MW Network | 7 p.m. |
| Jan. 23 Wed. | | at Nevada* CBS Sports Network | 9 p.m. |
| Jan. 26 Sat. | | Fresno State* AT&T SportsNet | 2 p.m. |
| Jan. 29 Tue. | | Boise State* AT&T SportsNet | 7 p.m. |
| Feb. 2 Sat. | | at Air Force* MW Network | 2 p.m. |
| Feb. 6 Wed. | | Nevada* (State Pride) CBS Sports Network | 8 p.m. |
| Feb. 9 Sat. | | at Wyoming* AT&T SportsNet | 12 p.m. |
| Feb. 12 Tue. | | San Diego State* ESPN2 | 9 p.m. |
| Feb. 20 Wed. | | at San Jose State* MW Network | 8 p.m. |
| Feb. 23 Sat. | | Wyoming* (Orange Out) AT&T SportsNet | 12 p.m. |
| Feb. 27 Wed. | | at Boise State* Stadium | 7 p.m. |
| Mar. 2 Sat. | | at New Mexico* ESPN | 8 p.m. |
| Mar. 5 Tue. | | Utah State AT&T SportsNet | 7 p.m. |
| Mar. 9 Sat. | | UNLV (Senior Day) ESPN3 | 2 p.m. |
| Mar. 13-16 Wed.-Sat. | | MW Championships\$ MW Network/CBS SN/CBS | TBA |

Bold denotes Home games

* Mountain West Conference game

All game times are listed in Mountain Time

^ Mountain West-Missouri Valley Challenge

% Gulf Coast Showcase (1 game home site, 3 games Estero, Florida)

\$ MW Championship - Thomas & Mack Center - Las Vegas, Nev.

Game #11 - Colorado State (5-5) vs. South Dakota (5-5) December 16, 2018 • 2 p.m. • Moby Arena (8,083) - Fort Collins, Colo.



Colorado State
RAMS



South Dakota
COYOTES

Team Information

Record.....5-5, 0-0 MW
Last GameDec. 8 vs. Sam Houston State - W, 71-65
Rankings (AP | Coaches).....- | -
Head Coach.....Niko Medved (Minnesota, 1997)
Record at Colorado State.....5-5 (First Season)
Overall Record84-92 (Sixth Season)

Team Information

Record.....5-5
Last GameDec. 12 vs. Bellevue - W, 78-52
Rankings (AP | Coaches).....- | -
Head Coach.....Todd Lee (South Dakota, 1986)
Record at Sam Houston State.....5-5 (First Season)
Overall Collegiate Record.....159-86 (Ninth Season)

Statistical Leaders

Minutes/Game.....J.D. Paige (32.2)
Points/Game.....J.D. Paige (16.1)
Rebounds/Game.....Nico Carvacho (11.3)
Three-Pointers.....Anthony Masinton-Bonner (26)
Assists.....Kendle Moore (25)
Blocks.....Nico Carvacho (5)
Steals.....Kendle Moore (16)
Field-Goal %Nico Carvacho (.540)
Three-Point %Anthony Masinton-Bonner (.456)
Free-Throw %Anthony Masinton-Bonner, Kendle Moore (.833)

Statistical Leaders

Minutes/Game.....Triston Simpson (35.4)
Points/Game.....Trey Burch-Manning (13.9)
Rebounds/Game.....Trey Burch-Manning (7.1)
Three-Pointers.....Trey Burch-Manning (16)
Assists.....Triston Simpson (29)
Blocks.....Stanley Umude (10)
Steals.....Trey Burch-Manning (20)
Field-Goal %Trey Burch-Manning (.536)
Three-Point %Trey Burch-Manning (.552)
Free-Throw %Brandon Armstrong (.842)

TALE OF THE TAPE

| Category | Colorado State | South Dakota |
|--|----------------|--------------|
| Points Per Game | 78.5 | 67.3 |
| Points Allowed Per Game | 78.4 | 62.7 |
| Field-Goal Percentage | .471 | .438 |
| Opponent Field-Goal Percentage | .454 | .424 |
| Three-Point Field-Goal Percentage | .371 | .308 |
| Opponent Three-Point Field-Goal Percentage | .395 | .313 |
| Free-Throw Percentage | .714 | .719 |
| Rebounds Per Game | 34.8 | 31.6 |
| Rebounding Margin | +0.2 | -1.2 |
| Assists Per Game | 13.7 | 10.8 |
| Turnovers Per Game | 11.2 | 12.1 |
| Opponent Turnovers Per Game | 10.3 | 15.3 |
| Steals Per Game | 5.5 | 7.0 |
| Blocks Per Game | 1.7 | 2.1 |

BROADCAST INFORMATION

Video: MW Network

Play-by-Play: Brian Roth
Color Analyst: Adam Nigon
DirectTV: N/A
Dish Network: N/A
Comcast Digital: N/A
Streaming: CSURams.com/live
Colorado State Sports Network
Play-by-Play: Brian Roth
Color Analyst: Adam Nigon
Flagship: KARS 102.9 FM (Fort Collins)
Affiliates: 13 Across the state including
KDCO 104.7 FM (Denver)
Complete list at: https://csurams.com/documents/2018/8/8/2018_19_Basketball_Radio_Network.pdf
Live Stats: SIDEARM Sports
CSURams.com

About Today's Game

Opening Tip

- The Rams wrap up three straight home games on Sun., Dec. 16, hosting South Dakota at 2 p.m.
- The contest between the Rams and Coyotes will be televised on the Mountain West Network, including CSURams.com/live.
- Live audio is available on the Colorado State Sports Network, including KARS 102.9 FM (flagship). Brian Roth is on the play-by-play for the Rams, with Adam Nigon handling the analysis. Audio is also available via the TuneIn App on all smart phones and mobile devices.
- The game will also have live audio on CSURams.com in partnership with SIDEARM Sports and live stats on CSURams.com.

2018-19 Rams Quick Hits

- Colorado State is under new direction, as Niko Medved has taken over the helm of the Rams' program in 2018-19. In his sixth season as a head coach, Medved has a 84-92 record overall but improved on the previous season's record in each of his five years as a head coach.
- The 2018-19 season marks the 116th in the history of the Colorado State men's basketball program. The Rams are 1,257-1,257 (.500) in 2,514 games all-time.
- Colorado State basketball is hoping to earn its eighth invitation for postseason play in the last 10 years.
- CSU returns three starters and six letterwinners to this year's squad along with seven newcomers to the program.
- Overall, the Rams return three players with 23 or more starts from the 2017-18 campaign, led by Honorable Mention All-Mountain West selection Nico Carvacho. The redshirt-junior center will be expected to pace this squad along with senior guard J.D. Paige and redshirt-junior guard Anthony Masinton-Bonner.

• For broadcasting quick hits, current averages and career highs on individual players, go to the back page of the notes for a Radio/TV chart that includes that information.



GAME 11 - SOUTH DAKOTA

NUMERICAL ROSTER

| NO | NAME | POS | HT | WT | YR | EXP | HOMETOWN (HIGH SCHOOL/LAST SCHOOL) |
|----|---------------------------|-----|------|-----|-------|-----|---|
| 0 | Hyron Edwards # | G | 6-0 | 165 | R-Jr. | TR | East Chicago, Ind. (East Chicago Central HS/Trinity Valley (TX) CC) |
| 1 | Lonzia "Zo" Tyson | F | 6-10 | 195 | R-Jr. | SQ | Fayetteville, N.C. (Trinity Christian HS/Cape Fear CC) |
| 2 | Sam Bannec | G | 6-3 | 180 | Fr. | HS | Aurora, Colo. (Regis Jesuit HS) |
| 3 | Kendle Moore | G | 5-10 | 145 | Fr. | HS | Danville, Ill. (Danville HS) |
| 12 | Juan Sabino II* | G | 5-11 | 165 | R-Jr. | 1L | Fountain, Colo. (Fountain-Fort Carson HS) |
| 13 | Lorenzo Jenkins* | G/F | 6-7 | 210 | R-Jr. | 1L | Naples, Fla. (First Baptist Academy/Arkansas) |
| 14 | Robbie Berwick* | G | 6-5 | 195 | R-Sr. | 1L | Atascadero, Calif. (Atascadero HS/Florida State) |
| 15 | Anthony Masinton-Bonner** | G | 6-3 | 180 | R-Jr. | 2L | Lawrence, Kan. (Lawrence HS) |
| 20 | Deion James* | F | 6-6 | 220 | Sr. | 1L | Tucson, Ariz. (Empire HS/Pima JC) |
| 21 | Logan Ryan* | F | 6-7 | 215 | So. | 1L | Plymouth, Mich. (Canton HS/International Sports [Fla.] Acad.) |
| 22 | J.D. Paige*** | G | 6-3 | 180 | R-Sr. | 3L | Denver, Colo. (Rangeview HS) |
| 30 | Kris Martin | G | 6-4 | 190 | R-Jr. | SQ | Frisco, Texas (Kimball HS/Oral Roberts) |
| 31 | Adam Thistlewood | F | 6-6 | 200 | Fr. | HS | Golden, Colo. (Golden HS) |
| 32 | Nico Carvacho** | F/C | 6-11 | 245 | R-Jr. | 2L | Frisco, Texas (Sunrise Christian [Kan.] Academy) |
| 33 | Jack Schoemann | F | 6-7 | 190 | Fr. | HS | Prairie Village, Kan. (Shawnee Mission East HS) |

ALPHABETICAL ROSTER

| NO | NAME | POS | HT | WT | YR | EXP | HOMETOWN (HIGH SCHOOL/LAST SCHOOL) |
|----|---------------------------|-----|------|-----|-------|-----|---|
| 2 | Sam Bannec | G | 6-3 | 180 | Fr. | HS | Aurora, Colo. (Regis Jesuit HS) |
| 14 | Robbie Berwick* | G | 6-5 | 195 | R-Sr. | 1L | Atascadero, Calif. (Atascadero HS/Florida State) |
| 32 | Nico Carvacho** | F/C | 6-11 | 245 | R-Jr. | 2L | Frisco, Texas (Sunrise Christian [Kan.] Academy) |
| 0 | Hyron Edwards # | G | 6-0 | 165 | R-Jr. | TR | East Chicago, Ind. (East Chicago Central HS/Trinity Valley (TX) CC) |
| 20 | Deion James* | F | 6-6 | 220 | Sr. | 1L | Tucson, Ariz. (Empire HS/Pima JC) |
| 13 | Lorenzo Jenkins* | G/F | 6-7 | 210 | R-Jr. | 1L | Naples, Fla. (First Baptist Academy/Arkansas) |
| 30 | Kris Martin | G | 6-4 | 190 | R-Jr. | SQ | Frisco, Texas (Kimball HS/Oral Roberts) |
| 15 | Anthony Masinton-Bonner** | G | 6-3 | 180 | R-Jr. | 2L | Lawrence, Kan. (Lawrence HS) |
| 3 | Kendle Moore | G | 5-10 | 145 | Fr. | HS | Danville, Ill. (Danville HS) |
| 22 | J.D. Paige*** | G | 6-3 | 180 | R-Sr. | 3L | Denver, Colo. (Rangeview HS) |
| 21 | Logan Ryan* | F | 6-7 | 215 | So. | 1L | Plymouth, Mich. (Canton HS/International Sports [Fla.] Acad.) |
| 12 | Juan Sabino II* | G | 5-11 | 165 | R-Jr. | 1L | Fountain, Colo. (Fountain-Fort Carson HS) |
| 33 | Jack Schoemann | F | 6-7 | 190 | Fr. | HS | Prairie Village, Kan. (Shawnee Mission East HS) |
| 31 | Adam Thistlewood | F | 6-6 | 200 | Fr. | HS | Golden, Colo. (Golden HS) |
| 1 | Lonzia "Zo" Tyson | F | 6-10 | 195 | R-Jr. | SQ | Fayetteville, N.C. (Trinity Christian HS/Cape Fear CC) |

Sitting out the fall 2018 portion of the season due to NCAA Division I transfer rules

Head Coach: Niko Medved (First Year at CSU)

Assistant Coach: Dave Thorson (First Year at CSU)

Assistant Coach: Ali Farokhmanesh (First Year at CSU)

Assistant Coach: JR Blount (First Year at CSU)

Director of Player Development: Pierce Hornung (Fourth Year at CSU)

Director of Basketball Operations: Aaron Katsuma (First Year at CSU)

Director of Basketball Administration: Emma Montie (First Year at CSU)

Graduate Assistant: Joe De Ciman (First Year at CSU)

PRONUNCIATION GUIDE

Anthony Masinton-Bonner.....

Juan Sabino II.....suh-BEE-no

Ali Farokhmanesh

.....MASS-in-ton

Jack SchoemannSHOW-man

.....fuh-ROAK-muh-nesh

Nico Carvacho.....car-VAH-cho

ROSTER BREAKDOWN

By Class

Senior (3):.....Robbie Berwick

.....Deion James

.....J.D. Paige

Juniors (7):.....Nico Carvacho

.....Hyron Edwards

.....Lorenzo Jenkins

.....Kris Martin

.....Anthony Masinton-Bonner

.....Juan Sabino II

.....Lonzia "Zo" Tyson

Sophomore (1):.....Logan Ryan

Freshman (4):.....Sam Bannec

.....Kendle Moore

.....Jack Schoemann

.....Adam Thistlewood

Position

Guard (8):.....Sam Bannec

.....Robbie Berwick

.....Hyron Edwards

.....Lorenzo Jenkins

.....Kris Martin

.....Anthony Masinton-Bonner

.....Kendle Moore

.....J.D. Paige

.....Juan Sabino II

Forward (5):.....Deion James

.....Logan Ryan

.....Jack Schoemann

.....Adam Thistlewood

.....Lonzia "Zo" Tyson

Center (1):.....Nico Carvacho

By State/Country

Arizona.....Deion James

California.....Robbie Berwick

Colorado.....Sam Bannec

.....J.D. Paige

.....Juan Sabino II

.....Adam Thistlewood

Florida.....Lorenzo Jenkins

Illinois.....Kendle Moore

Indiana.....Hyron Edwards

Kansas.....Anthony Masinton-Bonner

.....Jack Schoemann

Michigan.....Logan Ryan

North Carolina.....Lonzia "Zo" Tyson

Texas.....Nico Carvacho

.....Kris Martin

The Leaders

- Colorado State Head Coach **Niko Medved** (Minnesota, '97) is in his first season at CSU as head coach and has a 84-92 overall record as he starts his sixth season as a head coach.
- South Dakota Head Coach **Todd Lee** (South Dakota, '86) is in his first season as leader of the Coyotes with a 5-5 mark and as a head coach overall with a 161-119 record.

A Quick Look at South Dakota

- Returning currently three starters from last season's 26-9 squad that finished second in the Summit League and advanced to the College Basketball Invitational, the Coyotes were picked to again finish second in the league's Preseason Poll as selected by the coaches, SIDs and select media.
- Two Coyotes were preseason picks as Trey Burch-Manning and Tyler Hagedorn earned preseason first and second-team honors, respectively. Hagedorn is out for the year, but Burch-Manning, a second-team all-Summit League pick last season, currently leads his squad in scoring, rebounds, threes, steals, field goal percentage and three-point percentage.

History Versus South Dakota

- This is the first meeting between the two programs.
- CSU has an 103-75 lifetime record against current Summit League opponents, including 65-29 in home contests. The vast majority of the games have come against Denver (163 of the 178).
- Head Coach Niko Medved has faced South Dakota once last season when he was at Drake. In that contest, USD came away with a home win.

SOUTH DAKOTA - FIRST MEETING

THE SUMMIT LEAGUE

| School | Overall | Home | Away | Neut. |
|--------------------|---------------|--------------|--------------|------------|
| Denver | 93-70 | 56-29 | 35-41 | 2-0 |
| IPFW | 2-0 | 2-0 | - | - |
| IUPUI | 1-1 | 1-0 | 0-1 | - |
| North Dakota State | 2-1 | 2-0 | 0-1 | - |
| Omaha | 2-0 | 2-0 | - | - |
| Oral Roberts | 3-1 | 2-0 | 1-1 | - |
| South Dakota State | 0-2 | - | 0-1 | 0-1 |
| Totals | 103-75 | 65-29 | 36-45 | 2-1 |

A New Leader But Familiar Face

- While he may be in his first season in charge of the program, head coach Medved is already a familiar face around Fort Collins and to Rams' fans. Medved previously was on the coaching staff from 2007-13 under two different coaches. He was a key part of recruiting players that helped the Rams to four consecutive postseason appearances, the last two in the NCAA Tournament that included a win over Missouri in 2013.

Postseason Experience

- Head coach Niko Medved has had extensive success wherever he has coached, both as a head and an assistant.
- As an assistant coach, he helped turn around the CSU program to improving its win totals from his first year in each successive year, ending in four straight postseason appearances.
- He continued that trend at Furman and Drake, improving both programs' win totals from the previous year in each of his five seasons as a head coach, finishing his last three years in postseason play.

Medved vs. 2018-19 Opponents

| School | Overall | Home | Away | Neut. |
|---------------------|-------------|---------------|------------|------------|
| Air Force | | First Meeting | | |
| Arkansas | 0-1 | 0-1 | - | - |
| Arkansas-Pine Bluff | 1-0 | 1-0 | - | - |
| Boise State | | First Meeting | | |
| Colorado | 0-2 | - | 0-1 | 0-1 |
| Colorado Christian | 1-0 | 1-0 | - | - |
| Florida Gulf Coast | 1-2 | 0-1 | 1-1 | - |
| Fresno State | | First Meeting | | |
| Long Beach State | | First Meeting | | |
| Louisiana | 0-2 | 0-1 | - | 0-1 |
| Montana State | 1-0 | 1-0 | - | - |
| Nevada | | First Meeting | | |
| New Mexico | | First Meeting | | |
| New Mexico State | | First Meeting | | |
| Sam Houston State | 1-0 | 1-0 | - | - |
| San Diego State | | First Meeting | | |
| San Jose State | | First Meeting | | |
| South Dakota | 0-1 | - | 0-1 | - |
| South Dakota St. | 0-2 | - | 0-1 | 0-1 |
| Southern Illinois | 1-2 | 0-2 | 1-0 | - |
| UNLV | | First Meeting | | |
| Utah State | | First Meeting | | |
| Wyoming | 0-1 | - | 0-1 | - |
| Totals | 6-13 | 4-5 | 2-5 | 0-3 |

Basketball Staff

- Head coach Niko Medved brought four members of his staff from Drake with him. Dave Thorson, JR Blount and Ali Farokhmanesh were assistant coaches with Medved, while Aaron Katsuma joined him again as Director of Basketball Operations. Thorson has extensive experience as a high school coach and had previously worked with Medved at the University of Minnesota. Blount and Farokhmanesh also bring extensive recent playing experience with them as Blount played at Loyola Chicago, graduating in 2009, and Farokhmanesh was a key part of a Northern Iowa squad that knocked off No. 1 Kansas in the NCAA Tournament in his senior year in 2010.

Coors Light Coaches Show Is Back

- The Coors Light Basketball Head Coaches Show returns to Lucky Joe's Sidewalk Saloon in Old Town Fort Collins this year. Join men's head coach Niko Medved and women's head coach Ryan Williams starting at 6 p.m. on the Mondays listed below to hear their thoughts on the previous week and look forward to upcoming action
- January: 7, 14, 21 & 28
- February: 4, 11, 18 & 25

2018-19 Schedule Is Home Laden

- The Rams will play a good schedule in head coach Niko Medved's first season as the leader in Fort Collins.
- Of the 13 non-conference games on the schedule, eight of them are in the friendly confines of Moby Arena, including the first three to start the season, with the Rams currently 4-2 in those games.
- The program first played away from home on Nov. 19-21 at the Gulf Coast Showcase, a three-game tournament that had two neutral games and one against co-host Florida Gulf Coast.
- CSU is scheduled for just a pair of true road games and only a single plane trip for those. The Rams played their first true road contest at Colorado on Sat. Dec. 1, with the flight trip to Long Beach to take on the 49ers on Dec. 22.
- The Rams welcomed a Southeastern Conference team to Moby Arena on Dec. 5, as Arkansas made the return trip after last year's meeting in Fayetteville. This was just the third meeting with a SEC foe since 2010 and the first time a squad from that league has come to Moby since Nov. 28, 2005, when the Rams defeated Auburn, 77-67. Versus the SEC, CSU is 5-1 all-time at home and 10-7 overall.
- Non-conference play wraps up on Dec. 30, with CSU hosting New Mexico State.

GENERAL INFORMATION

| | |
|----------------------------------|--|
| Location | Fort Collins, Colo. |
| Founded | 1870 |
| Enrollment | 33,877 |
| Nickname | Rams |
| Colors | Green and Gold |
| Elevation | 5,004 feet |
| Arena (Capacity) | Moby Arena (8,745) |
| Conference | Mountain West |
| President | Dr. Anthony A. Frank (Wartburg College, '81) |
| Director of Athletics | Joe Parker (Michigan, '87) |
| Faculty Representative | Dr. Jim Francis |
| Athletic Department Phone | (970) 491-3350 |
| Ticket Office Phone | (970) 491-7267 |
| Men's Basketball Office | (970) 491-6232 |
| Moby Arena Press Row Phone | (970) 491-3981 |
| Athletics Website | www.CSURams.com |

STAFF INFORMATION

| | |
|----------------------------------|--------------------------------------|
| Head Coach | Niko Medved (First Year at CSU) |
| Alma Mater | Minnesota, 1997 |
| Record at CSU | 5-5 (First Season) |
| Career Record | 84-92 (Sixth Season) |
| Assistant Coaches | Dave Thorson (First Year at CSU) |
| Alma Mater | Hamline, 1989 |
| | JR Blount (First Year at CSU) |
| Alma Mater | Loyola Chicago, 2009 |
| | Ali Farokhmanesh (First Year at CSU) |
| Alma Mater | Northern Iowa, 2010 |
| Dir. of Player Development | Pierce Hornung (Fourth Year at CSU) |
| Dir. of BB Operations | Aaron Katsuma (First Year at CSU) |
| Dir. of BB Administration | Emma Montie (First Year at CSU) |
| Athletic Trainer | Mike Schiavone (Second Year at CSU) |
| Strength & Conditioning | Jason Phillips (10th Year at CSU) |
| Academic Coordinator | Joy Benefiel (Seventh Year at CSU) |
| Equipment Manager | Matt Lesser (Third Year at CSU) |

TEAM INFORMATION

| | |
|--|--------------------------------------|
| 2017-18 Overall Record | 11-21 |
| | (8-8 Home / 3-10 Away / 0-3 Neutral) |
| 2017-18 MW Record | 4-14 (1-8 Home / 3-6 Away) |
| 2017-18 Conference Finish | 10th (11) |
| 2017-18 Conference Tournament Finish | First Round |
| 2017-18 Postseason Play | N/A |
| Letterwinners Returning/Lost | 7/3 |
| Starters Returning/Lost | 4/2 |
| Newcomers | 6 |

CSU HISTORY

| | |
|--|--|
| First Year of Basketball | 1901-02 |
| Overall Record | 1,257-1,257 (.500) |
| Conference Championships | 5 |
| | 1954 (Skyline), 1961 (Skyline), 1989 (WAC), 1990 (WAC), 2003 (MW Tournament) |
| NCAA Tournament Appearances (Record) | 10 (4-11) |
| Last Appearance | 2013 |
| Result | Lost to Louisville in third round |
| NIT Appearances (Record) | 9 (7-9) |
| Last Appearance | 2017 |
| Result | Lost to CSU Bakersfield in second round |
| CBI Appearances (Record) | 1 (0-1) |
| Last Appearance | 2010 |
| Result | Lost at Morehead State in first round |

ATHLETICS COMMUNICATIONS

| | |
|--------------------------------------|--|
| Assistant Director/MBB Contact | John A. Martin (Fourth Year at CSU) |
| Cell | (540) 476-1259 |
| E-Mail | John.A.Martin@colostate.edu |
| FAX | (970) 491-1348 |
| Mailing Address | 224 McGraw Athletic Center Fort Collins, CO 80523 |



2018-19 MW Preseason Poll/Awards



MW Preseason Poll

| Rank | Team | Points (1st Place Votes) |
|------|-----------------|--------------------------|
| 1. | Nevada | 207 (18) |
| 2. | San Diego State | 188 (1) |
| 3. | New Mexico | 153 |
| 4. | Boise State | 139 |
| 5. | Fresno State | 138 |
| 6. | UNLV | 122 |
| 7. | Wyoming | 88 |
| 8. | Colorado State | 80 |
| 9. | Utah State | 78 |
| 10. | Air Force | 42 |
| 11. | San Jose State | 19 |

MW Preseason Awards

Jordan Caroline, Nevada
Deshon Taylor, Fresno State
Caleb Martin, Nevada
Justin James, Wyoming
Cody Martin, Nevada

Preseason Player of the Year

Caleb Martin, Nevada

Preseason Freshman of the Year

Jordan Brown, Nevada

Preseason Newcomer of the Year

Vance Jackson, New Mexico

2018 All-MW Selections

First-Team All-MW

| | | | |
|--------------------|-----|-----|---------------|
| Chandler Hutchison | Sr. | G | Boise State* |
| Deshon Taylor | Jr. | G | Fresno State* |
| Jordan Caroline | Jr. | G/F | Nevada* |
| Caleb Martin | Jr. | F | Nevada |
| Justin James | Jr. | G | Wyoming* |

Second-Team All-MW

| | | | |
|----------------|-----|-----|-----------------|
| Cody Martin | Jr. | F | Nevada |
| Malik Pope | Sr. | F | San Diego State |
| Shakur Juiston | Jr. | F | UNLV |
| Brandon McCoy | Fr. | F/C | UNLV |
| Hayden Dalton | Sr. | F | Wyoming |

Third-Team All-MW

| | | | |
|------------------|-----|---|--------------|
| Bryson Williams | So. | F | Fresno State |
| Kendall Stephens | Sr. | G | Nevada |
| Anthony Mathis | Jr. | G | New Mexico |
| Koby McEwen | So. | G | Utah State |
| Sam Merrill | So. | G | Utah State |

Honorable Mention All-MW

| | | | |
|-----------------|-----|-----|-----------------|
| Nico Carvacho | So. | F/C | Colorado State |
| Antino Jackson | Sr. | G | New Mexico |
| Jalen McDaniels | Fr. | F | San Diego State |
| Ryan Welage | Jr. | F | San José State |

All-Defensive Team

| | | | |
|--------------------|-----|---|--------------|
| Chandler Hutchison | Sr. | G | Boise State |
| Deshon Taylor | Jr. | G | Fresno State |
| Lindsey Drew | Jr. | G | Nevada |
| Cody Martin | Jr. | F | Nevada |
| Antino Jackson | Sr. | G | New Mexico |
| Alan Herndon | Sr. | F | Wyoming |

Individual Awards

Player of the Year:Caleb Martin, Jr., F, Nevada
Defensive Player of the Year:Cody Martin, Jr., F, Nevada
Newcomer of the Year:Caleb Martin, Jr., F, Nevada
Sixth Man of the Year:Alex Hobbs, So., G, Boise State
Freshman of the Year:Brandon McCoy, F, UNLV
Steve Fisher Coach of the Year:Eric Musselman, Nevada

Roster Size... But Inexperienced

- The Rams started the year with 14 eligible players on the roster, one of the largest opening day rosters in recent history. CSU had 11 players available to start the 2017-18 season. Of those 14 this season, a total of 11 were part of the program last season, with seven having played, with four returners who did play and also four newcomers to the lineup this year.
- Last year's Rams combined for just 7.5 seasons of NCAA Division I experience to start the season, but this year's squad comes in with 17 combined Division I seasons, a marked improvement.

Returning/Lost...By the Numbers

- The Rams added several key newcomers for 2018-19 as Colorado State looked to fill some gaps from last year's production on the floor, though CSU returns a significant portion on all categories.
- Here is a quick look at what the Rams returned in major statistical categories:

| Category | Total (R/L) | % Returning |
|--------------|--------------------|-------------|
| > Scoring | 2314 (1353 / 961) | 58.5% |
| > Rebounding | 1126 (764 / 362) | 67.9% |
| > Assists | 409 (251 / 158) | 61.4% |
| > Blocks | 102 (55 / 47) | 53.9% |
| > Steals | 190 (100 / 90) | 52.6% |
| > Minutes | 6475 (4110 / 2365) | 63.5% |

Newcomers (Lots of)

- The Rams have a strong group of newcomers to the floor this year, made up of three transfers and four freshmen.
- The class distribution among those that could see the floor for CSU the first time this season is:
 - Juniors (Hyron Edwards, Kris Martin, Zo Tyson)
 - Freshmen (Sam Bannec, Kendle Moore, Jack Schoemann, Adam Thistlewood)

Moby Arena Home Court Advantage

- CSU has a record of 550-228 (.707) record all-time at Moby Arena.
- The Rams have finished at least .500 in each of the last nine years, dating back to the 2008-09 season when the program was 6-9.
- Current head coach Niko Medved was part of a coaching staff at CSU that posted two of the top records in program history at home, as the 2012-13 team set the best mark at 16-1 with the 2011-12 team going 14-1. Overall as an assistant at CSU, he was part of a team that went 97-97 overall and 59-30 in Moby Arena and improved their overall record in each successive season.

Moby & Record Improvement With Medved (CSU Asst.)

| | Overall | Moby | Total Attend. | Avg Att. |
|---------------|--------------|--------------|---------------|----------|
| 2012-13 | 26-9 | 16-1 | 92,488 | 5,440 |
| 2011-12 | 20-12 | 14-1 | 62,889 | 4,193 |
| 2010-11 | 19-13 | 9-5 | 68,305 | 4,879 |
| 2009-10 | 16-16 | 11-4 | 50,878 | 3,392 |
| 2008-09 | 9-22 | 6-9 | 48,858 | 3,257 |
| 2007-08 | 7-25 | 3-10 | 43,588 | 3,353 |
| Totals | 97-97 | 59-30 | | |

Last Time Out...

- Keyed by a second half comeback, Colorado State defeated Sam Houston State, 71-65 in Moby Arena Dec. 8. With the win, the Rams improved to 5-5 on the season, while the Bearcats dropped to 3-7.
- CSU trailed by as many as 11 points in the game and for a majority of the second half, as the Rams tried to claw back. CSU's defense was the theme of the second stanza, with each team opening on just 1-of-7 shooting. Sam Houston State built a seven-point lead with 13:27 remaining, but it was the Rams who attacked back, taking a 55-54 lead behind redshirt-senior guard J.D. Paige's contested layup with 6:24 left to play, a key part of a 12-2 run that pushed the lead to 60-54 with 3:33 remaining. Though it got down to a one-possession game on three occasions in the closing minutes, Colorado State wouldn't look back, taking advantage of 12-of-14 made free throws in

the final minutes to seal the victory.

- Redshirt-junior Nico Carvacho matched each of the Bearcats' first six points in a closely-contested first half of play. Following redshirt-junior Lorenzo Jenkins' four-point play to put CSU up 12-6, Sam Houston State would go onto a 10-0 run over the next 3:04 to take a 16-12. The Bearcats, behind a big 12-2 run would build their largest lead of the afternoon at 33-22 advantage with 5:38 remaining in the first half. CSU closed out the half strong, going a 11-3 run, capped off by freshman Kendle Moore taking the steal coast-to-coast, to enter the break down, 36-33.
- Colorado State finished the game shooting 42.3 percent (22-of-52) from the field but just 23.8 percent (5-of-21) from beyond the three-point line. The Rams' stellar defensive play held the Bearcats to just 36.4 percent (24-of-66) from the field and 37.0 percent (10-of-27) from deep. CSU won the battle of the boards, outrebounding Sam Houston State, 42-34, converting that to an 11-4 advantage on second-chance points.
- Led by Paige's 23, the Rams had three players score in double figures on the contest. Carvacho was dominant in the paint en route to 20 points and 19 rebounds, each season highs. Redshirt-junior Anthony Masinton-Bonner added another 10 points, while Moore totaled eight points and three steals. Chad Bowie led Sam Houston State in scoring with 14.
(See page 18 for complete box score)

National Rankings (Team/Players)

(through Dec. 12, 2018)

Team (Top 60 of 351 Division I teams)

| | | |
|----------------------------|------|------|
| Turnovers (Fewest) | 11.2 | 31st |
| 3-Pt. Field Goals Per Game | 9.3 | 58th |

Players (top 100 nationally)

| | | |
|-------------------------------|------|------|
| Anthony Masinton-Bonner | | |
| 3-Point Field Goal Percentage | 45.6 | 43rd |
| Nico Carvacho | | |
| Double Doubles | 6 | 7th |
| Rebounds Per Game | 11.2 | 7th |
| Defensive Rebounds Per Game | 7.60 | 14th |
| Offensive Rebounds Per Game | 3.60 | 22nd |
| Free Throw Attempts | 62 | 59th |

Sharing the Load

- Through 10 games, seven different Rams have either led or tied for the team-high points in a game.
- Redshirt-senior J.D. Paige (3), redshirt-juniors Anthony Masinton-Bonner (3) and Kris Martin (2) and freshman Kendle Moore (3) are the only CSU players with more than one game leading in scoring.

Carvacho Growing On the Floor

- Redshirt-junior center Nico Carvacho showed his increased comfort level on the floor, growing extensively as a sophomore in 2017-18.
- In the 2017-18 season, Carvacho was the leader on the glass for CSU with 331 boards (125 offensive) in 32 games (the only Ram to start all 32 last year). His 10.3 boards per game average ranked second in the Mountain West, as he had double-digit boards in the last 16 games (averaging 13.6 per game in that span). He also just had the sixth-ever individual 300-rebound season in CSU history, surpassing the mark at Nevada, Feb. 25.
- Last year, he averaged 11.1 points and 12.3 rebounds in Mountain West play, leading by a wide margin in rebounding for league games only (next was 9.6 per game). He also had seven of the top 14 single-game totals in MW action.
- He has had double-doubles in 10 of the last 16 games he played in 2017-18 and had a higher rebound average in MW league contests than Emmanuel Omogbo had in 2016-17 (10.9).
- Carvacho posted a career-high 26 points and tied a career best with 20 rebounds in the win over San Jose State, Feb. 10, 2018. The last Ram to have a 20-point/20-rebound game prior to that one was current Washington Wizards' Jason Smith, with 27 & 22 in a win over Wyoming on Feb. 24, 2007.
- He finished the season in fifth with 331 boards, surpass-



ing former standout and current Washington Wizard Jason Smith in sixth.

- For his play in '17-18, Carvacho was named Honorable Mention All-Mountain West by both the league's coaches and media members in two separate votes.
- This season, Carvacho has started out effectively, recording double-doubles in six games and is currently averaging 12.8 points and 11.3 rebounds while shooting 54.0 percent from the floor.
- He had CSU game highs of 18 points and 11 rebounds in the win over Arkansas-Pine Bluff, Nov. 10.
- Most recently, he barely missed his second career 20-20 game when he finished with 20 points and 19 rebounds in the win over Sam Houston State, Dec. 8.
- Carvacho started the season No. 20 on the CSU career rebounding chart and moved up to 11th after his play against Sam Houston State as he now stands at 649, just passing recent grad Emmanuel Omogbo (2015-17) and Larry Hoffner (1957-60) at 638 and Richard Gregory (1955-58) at 642. Two more are in sight, as Tim Hall (1972-75) is currently 10th at 663 and Brian Greene (1999-03) is ninth at 665.

| Carvacho's '17-18 MW/Nat'l Rankings Stat | MW | NCAA |
|--|------|------|
| Rebounds Per Game | 10.3 | 2nd |
| Offensive Rebounds Per Game | 3.91 | 1st |
| Defensive Rebounds Per Game | 6.44 | 5th |
| Double-Doubles | 11 | 4th |
| Total Rebounds | 331 | 2nd |

| Carvacho's Career Double-Doubles | Date | Pts | Reb |
|----------------------------------|----------|-----|-----|
| Northern Colorado | 12/10/16 | 13 | 11 |
| Wyoming | 2/28/17 | 10 | 10 |
| Sacramento State | 11/10/17 | 11 | 20 |
| Fresno State | 1/6/18 | 10 | 19 |
| at Utah State | 1/10/18 | 10 | 15 |
| Air Force | 1/17/18 | 12 | 13 |
| at San Diego State | 1/24/18 | 14 | 12 |
| at New Mexico | 1/27/18 | 14 | 15 |
| Wyoming | 1/31/18 | 10 | 13 |
| at Air Force | 2/6/18 | 16 | 12 |
| San Jose State | 2/10/18 | 26 | 20 |
| at Fresno State | 2/17/18 | 14 | 11 |
| at Nevada | 2/25/18 | 13 | 14 |
| Colorado Christian | 11/7/18 | 14 | 15 |
| Arkansas-Pine Bluff | 11/10/18 | 18 | 11 |
| Montana State | 11/14/18 | 15 | 13 |
| at Colorado | 12/1/18 | 15 | 12 |
| Arkansas | 12/5/18 | 12 | 11 |
| Sam Houston State | 12/8/18 | 20 | 19 |

CSU Career Rebounding Ranks

| | | | |
|-----|------------|---------------------------------|----------------|
| 1. | 851 | Pat Durham (520-799D) | 1985-89 |
| 6. | 726 | Bill Green (76 Games) | 1960-63 |
| 7. | 694 | Daniel Bejarano (1850-509D) | 2011-15 |
| 8. | 683 | Jason Smith (2230-460D) | 2004-07 |
| 9. | 665 | Brian Greene (2120-453D) | 1999-03 |
| 10. | 663 | Tim Hall (79 Games) | 1972-75 |
| 11. | 649 | Nico Carvacho (76 Games) | 2016-19 |
| 12. | 642 | Richard Gregory (75 Games) | 1955-58 |
| 13. | 638 | Larry Hoffner (70 Games) | 1957-60 |
| | 638 | Emmanuel Omogbo (2030-435D) | 2015-17 |
| 15. | 627 | Andy Ogide (1850-442D) | 2007-11 |

Paige Wheels & Deals

- Redshirt-senior J.D. Paige adjusted well to his new role within CSU's offense the last two years.
- In 2016-17, Paige led CSU assists (2.5 apg), was third in steals (0.9 spg) and blocked shots (0.7) and fourth in scoring (8.8 ppg).
- The Denver, Colo., native had a solid outing against Alcorn State (11/23/16), recording career bests of 23 points and six assists in the home victory.
- Paige tied his career high with 23 points, including a career-best five three-pointers in the win over Fresno State, Feb. 11, 2017.
- Last season, Paige picked up a season-high 22 points versus San Diego State (1/2/18), making a career-high field goals.

- Paige scored in double figures in five of his last six games in 2017-18, including the performance at San Diego State and a 14-point, six-rebound outing in the win at Wyoming, Jan. 13. He also had 19 points against UNLV, Jan. 20.
- After missing six games with a broken hand suffered at San Diego State on Jan. 24, Paige returned to the lineup against Boise State (Feb. 21) with 12 points and averaged 10.4 points per game, third on the team, and had a team-high 2.6 assists per game.
- Paige missed the season opener but returned with 14 points (4-of-5 3-pointers) and a career-high tying six assists in the win against Arkansas-Pine Bluff, Nov. 10.
- He tied his career high against Montana State, Nov. 14, tallying a team-high 23 points on 9-of-15 shooting from the field in the win.
- Recently, he again tied his career best with a game-high 23 points in the home win over Sam Houston State, Dec. 8.
- Paige currently leads CSU at 16.1 points per game, connecting on 50.0 percent from the floor, including 40.9 percent from the arc, as well as 80.8 percent (21-of-26) from the free throw line.
- Currently with 871 career points, if Paige stays healthy and averages 15.0 points per game for the next nine games, he would reach the career 1,000-point plateau at Nevada on Jan. 23. He would be the 29th Ram in history to accomplish the feat.

A Little Different Name, Same Face

- Redshirt-junior guard Anthony Masinton-Bonner (the guard previously known as Anthony Bonner but always "AB") is expected to take up more of the scoring load this season.
- Last year, Masinton-Bonner started in 21 of the 32 games he played in, averaging 8.9 points per contest in 27.1 minutes per game.
- He was the team leader at the three-point arc at 43.2 percent and was second from the charity stripe, connecting on 82.1 percent of his attempts.
- In the season opener against Colorado Christian, Masinton-Bonner was not only effective but efficient. He tallied a career-high tying 22 points on 8-of-9 shooting from the field, including 6-of-7 from the three-point arc. He also chipped in five rebounds and four assists.
- Against Montana State Nov. 14, Masinton-Bonner was inspired after suffering an ankle injury late in the first half, as he returned in the second half to score 12 of his 14 points in the win.
- In the first 10 contests, he is second on the team in scoring at 14.6 points along with 2.8 rebounds and 1.7 assists a game while shooting 52.6 percent from the field, 45.6 percent from the three-point line and 83.3 percent from the charity stripe.

Colorado State Policy on Injury Reports

Due to circumstances surrounding the Family Educational Rights and Privacy Act (FERPA) and the Health Insurance Portability and Accountability Act (HIPAA), Colorado State University has developed a policy regarding the release of injury information.

CSU student-athletes have the right to hold all injury information, except body part and playing status, confidential and private. As a standard operating procedure, coaches, athletic communications staff, and other athletic department personnel should refrain from sharing specific injury information with the media. However, in certain occasions, injury information could be released at the discretion of the athletic communications department after authorization is obtained from the student-athlete.

It is the policy of the CSU athletic training staff to not address the media unless it is absolutely necessary. Therefore, inquiries by the media regarding medical situations should be addressed to the Athletic Communications office.

Thank you for your cooperation in this matter.

AP Top 25 (Dec. 10)

| Rank | Team | Record | Points | Last |
|------|-------------------|-------------|-------------|----------|
| 1. | Kansas (57) | 8-0 | 1583 | 2 |
| 2. | Duke (4) | 9-1 | 1454 | 3 |
| 3. | Tennessee (1) | 7-1 | 1421 | 7 |
| 4. | Gonzaga (1) | 9-1 | 1412 | 1 |
| 5. | Michigan (1) | 10-0 | 1398 | 5 |
| 6. | Virginia (1) | 9-0 | 1384 | 4 |
| 7. | Nevada | 10-0 | 1283 | 6 |
| 8. | Auburn | 8-1 | 1151 | 8 |
| 9. | Michigan State | 8-2 | 1066 | 10 |
| 10. | Florida State | 8-1 | 991 | 11 |
| 11. | Texas Tech | 8-0 | 914 | 13 |
| 12. | North Carolina | 7-2 | 890 | 14 |
| 13. | Virginia Tech | 8-1 | 833 | 15 |
| 14. | Buffalo | 9-0 | 664 | 17 |
| 15. | Ohio State | 8-1 | 621 | 19 |
| 16. | Wisconsin | 8-2 | 599 | 12 |
| 17. | Villanova | 8-2 | 532 | 21 |
| 18. | Mississippi State | 8-1 | 441 | 22 |
| 19. | Kentucky | 7-2 | 385 | 9 |
| 20. | Arizona State | 7-1 | 351 | 20 |
| 21. | Marquette | 8-2 | 281 | NR |
| 22. | Iowa | 7-2 | 208 | 18 |
| 23. | Furman | 10-0 | 189 | 25 |
| 24. | Houston | 8-0 | 173 | NR |
| 25. | Syracuse | 7-2 | 118 | NR |

Others receiving votes: Nebraska 115, Maryland 105, Oklahoma 82, Cincinnati 73, St. John's 57, Purdue 40, North Carolina State 26, Iowa State 19, TCU 13, San Francisco 5, UCLA 3, Minnesota 2, Butler 2, Davidson 1, Florida 1, NJIT 1, Seton Hall 1, Texas 1.

USA Today Coaches Top 25 (Dec. 3)

| Rank | Team | Record | Points | Last |
|------|-------------------|-------------|------------|----------|
| 1. | Kansas (26) | 8-0 | 791 | 2 |
| 2. | Duke (1) | 9-1 | 711 | 3 |
| 3. | Virginia (1) | 9-0 | 710 | 4 |
| 4. | Tennessee | 7-1 | 696 | 7 |
| 5. | Michigan (3) | 10-0 | 694 | 5 |
| 6. | Gonzaga (1) | 9-1 | 693 | 1 |
| 7. | Nevada | 10-0 | 605 | 6 |
| 8. | Auburn | 8-1 | 549 | 9 |
| 9. | Michigan State | 8-2 | 538 | 10 |
| 10. | Florida State | 8-1 | 472 | 11 |
| 11. | Texas Tech | 8-0 | 463 | 13 |
| 12. | North Carolina | 7-2 | 446 | 12 |
| 13. | Virginia Tech | 8-1 | 427 | 12 |
| 14. | Ohio State | 8-1 | 350 | 17 |
| 15. | Buffalo | 9-0 | 306 | 18 |
| 16. | Villanova | 8-2 | 238 | 21 |
| 17. | Mississippi State | 8-1 | 234 | 22 |
| 18. | Kentucky | 7-2 | 226 | 8 |
| 19. | Wisconsin | 8-2 | 206 | 16 |
| 20. | Arizona State | 7-1 | 149 | 20 |
| 21. | Iowa | 7-2 | 112 | 19 |
| 22. | Houston | 8-0 | 102 | NR |
| 23. | Maryland | 8-2 | 87 | 23 |
| 24. | Kansas State | 6-2 | 82 | 15 |
| 25. | Nebraska | 8-2 | 79 | 25 |

Others receiving votes: Marquette 66; Cincinnati 51; St. John's 48; Furman 47; Purdue 45; Indiana 42; Syracuse 36; Oklahoma 27; TCU 14; UCLA 13; Iowa State 11; North Texas 7; UCF 7; NC State 7; Creighton 6; Florida 4; Arizona 2; Texas 1.

2018-19 CSU opponents in **bold italics**



GAME 11 - SOUTH DAKOTA

Newcomers Jumping In Early

- Five Rams made their debut in the Green and Gold in season-opening win over Colorado Christian.
- Freshman Kendle Moore started and scored a game-high 26 points in 32 minutes of action. He was solid, going 9-of-11 from the floor, 4-of-5 from the arc and 4-of-5 at the charity stripe. He also added four rebounds, four assists and one steal.
- Freshman Adam Thistlewood had 10 points in starting his first collegiate game, while also grabbing five rebounds in 26 minutes of play.
- Also seeing time were redshirt-junior Zo Tyson and freshmen Jack Schoemann and Sam Bannec. Tyson had six points and four rebounds, while Bannec hit a three-point-er late.
- Redshirt-junior Kris Martin made his season debut against South Dakota State, Nov. 21, and tallied 11 points in 30 minutes of action. He has at least tied for the team lead in scoring over the next two games, including 21 points at Colorado, Dec. 1. Recently, he recorded a collegiate career-best eight assists against Arkansas, Dec. 5.
- Moore is fourth at 11.4 point per game, Martin is fifth at 10.8 points per game with and Thistlewood sixth at 8.7 points a contest. Moore has scored in double figures in six contests, with Thistlewood having scored 10 or more in five while making 27 of 34 free throw attempts (79.4 percent).

Looking Ahead

- The Rams take to the skies for their final non-conference road trip, traveling to Long Beach State to take on the 49ers Sat., Dec. 22 at 2 p.m. PT/3 p.m. MT
- The contest between will be streamed on BigWest.TV.
- The game will air across the Colorado State Sports Network (along with online at CSURams.com), with Brian Roth and Adam Nigon on the call.
- CSU Sports Network broadcasts can be also accessed on mobile devices through the TuneIn app (free on all Apple, Android, Windows, Blackberry and Amazon Kindle devices) – once downloaded, search “Colorado St. Rams Sports Network” in the app for the games and coaches’ show broadcasts.

Mountain West Record

- Colorado State - a charter member of the Mountain West - is now 123-171 (.418) in regular-season action against MW foes since the formation of the league in 1999-2000.

CSU vs. Mountain West Conference

| School | Overall | Home | Away | Neut. |
|-----------------|----------------|----------------|----------------|--------------|
| Air Force | 78-33 | 42-11 | 32-18 | 4-4 |
| Boise State | 10-10 | 8-2 | 1-8 | 1-0 |
| Fresno State | 17-17 | 13-3 | 2-12 | 2-2 |
| Nevada | 9-11 | 5-3 | 4-7 | 0-1 |
| New Mexico | 46-77 | 33-26 | 12-49 | 1-2 |
| San Diego State | 41-42 | 26-12 | 13-26 | 2-4 |
| San Jose State | 17-0 | 8-0 | 7-0 | 2-0 |
| UNLV | 16-38 | 11-15 | 5-22 | 0-1 |
| Utah State | 39-54 | 28-18 | 11-34 | 0-2 |
| Wyoming | 93-135 | 51-56 | 39-75 | 3-4 |
| Totals | 366-417 | 225-146 | 126-251 | 15-20 |

CSU All-Time Vs. 2018-19 Opponents

| | Overall | Home | Road | Neutral |
|---------------------|----------------|----------------|----------------|--------------|
| Air Force | 78-33 | 42-11 | 32-18 | 4-4 |
| Arkansas | 0-2 | 0-1 | 0-1 | - |
| Arkansas-Pine Bluff | 3-0 | 3-0 | - | - |
| Boise State | 10-11 | 8-3 | 1-8 | 1-0 |
| Colorado | 38-89 | 28-36 | 9-53 | 1-0 |
| Colorado Christian | 1-0 | 1-0 | - | - |
| Florida Gulf Coast | 1-0 | - | 1-0 | - |
| Fresno State | 17-17 | 13-3 | 2-12 | 2-2 |
| Long Beach State | 3-2 | 2-1 | 1-1 | - |
| Louisiana | 1-1 | 1-0 | - | 0-1 |
| Montana State | 12-4 | 8-2 | 4-2 | - |
| Nevada | 9-12 | 5-3 | 4-8 | 0-1 |
| New Mexico | 46-77 | 33-26 | 12-49 | 1-2 |
| New Mexico State | 5-2 | 4-0 | 1-2 | - |
| Sam Houston State | 0-1 | 0-1 | - | - |
| San Diego State | 41-42 | 26-12 | 13-26 | 2-4 |
| San Jose State | 17-0 | 8-0 | 7-0 | 2-0 |
| South Dakota | First Meeting | | | |
| South Dakota State | 0-2 | 0-1 | - | 0-1 |
| Southern Illinois | 1-3 | 1-1 | 0-1 | 0-1 |
| UNLV | 16-38 | 11-15 | 5-22 | 0-1 |
| Utah State | 39-54 | 28-18 | 11-34 | 0-2 |
| Wyoming | 93-135 | 51-56 | 39-75 | 3-4 |
| Totals | 431-525 | 273-190 | 142-312 | 16-23 |

MOUNTAIN WEST STANDINGS: (through Dec. 12, 2018)

| School | MW | | Overall | |
|-----------------|-----|------|---------|-------|
| | W-L | Pct | W-L | Pct |
| Nevada (7/7) | 0-0 | .000 | 10-0 | 1.000 |
| Utah State | 0-0 | .000 | 8-2 | .800 |
| Fresno State | 0-0 | .000 | 7-2 | .778 |
| San Diego State | 0-0 | .000 | 6-4 | .600 |
| Colorado State | 0-0 | .000 | 5-5 | .500 |
| New Mexico | 0-0 | .000 | 4-4 | .500 |
| UNLV | 0-0 | .000 | 4-4 | .500 |
| Boise State | 0-0 | .000 | 4-5 | .444 |
| Air Force | 0-0 | .000 | 4-6 | .400 |
| Wyoming | 0-0 | .000 | 3-7 | .300 |
| San José State | 0-0 | .000 | 2-6 | .250 |

RANKING IN THE MOUNTAIN WEST: Here are the Rams' team and individual rankings in the Mountain West and NCAA (through Dec. 12, 2018)

| CSU's Team Rankings | MW | Avg. | NCAA |
|----------------------------------|------|------|-------|
| Scoring Offense | 5th | 78.5 | 97th |
| Scoring Defense | 9th | 78.4 | 298th |
| Scoring Margin | 7th | +0.1 | 238th |
| Field Goal Percentage | 5th | 47.1 | 96th |
| Field Goal Percentage Def. | 8th | 45.4 | 272nd |
| Free Throw Percentage | 6th | 71.4 | 122nd |
| Free Throws Made | 5th | 152 | 90th |
| Free Throw Attempts | 5th | 213 | 99th |
| 3-Pt. Field Goal Percentage | 4th | 37.1 | 81st |
| 3-Pt. Field Goal Percentage Def. | 11th | 39.5 | 334th |
| 3-Pt. Field Goals Per Game | 3rd | 9.3 | 58th |
| 3-Pt. Field Goals Attempted | 1st | 251 | 67th |
| Rebounding Offense | 7th | 34.8 | 255th |
| Rebounding Defense | 7th | 34.6 | N/A |
| Rebounding Margin | 9th | +0.2 | 216th |
| Blocked Shots | 11th | 1.7 | 336th |
| Assists | 6th | 13.7 | 187th |
| Steals | 7th | 5.5 | 269th |
| Turnovers (Fewest) | 2nd | 11.2 | 31st |
| Turnovers Forced | 11th | 10.4 | 347th |
| Turnover Margin | 6th | -0.8 | 234th |
| Assist/Turnover Ratio | 3rd | 1.22 | 80th |
| Offensive Rebounds | 7th | 9.00 | 267th |
| Defensive Rebounds | 8th | 25.8 | 195th |
| Offensive Rebounding Pct | 6th | 26.9 | N/A |
| Defensive Rebounding Pct | 7th | 71.9 | N/A |

INDIVIDUAL MOUNTAIN WEST RANKINGS (CSU only)

| | | | |
|-----------------------|------|----------------------|-------------|
| Scoring | 7. | J.D. Paige | 16.1 |
| | 11. | A. Masinton-Bonner | 14.6 |
| Rebounding | 1. | Nico Carvacho | 11.2 |
| Field Goal Percentage | 2. | A. Masinton-Bonner | .526 |
| | t-4. | J.D. Paige | .500 |
| Free Throw Percentage | 9. | Adam Thistlewood | .794 |
| 3-Pt Percentage | 3. | A. Masinton-Bonner | .456 |
| | 10. | J.D. Paige | .409 |
| 3-Point FG Made | 7. | A. Masinton-Bonner | 2.6 |
| Steals | 4. | Kendle Moore | 1.4 |
| | 10. | A. Masinton-Bonner | 1.2 |
| Offensive Rebounds | 1. | Nico Carvacho | 3.6 |
| Defensive Rebounds | 4. | Nico Carvacho | 7.6 |
| Minutes Played | 11. | J.D. Paige | 32.2 |
| | 12. | A. Masinton-Bonner | 31.4 |
| | 13. | Kendle Moore | 30.8 |



CSU SEASON AND CAREER TOTALS

| Double-Digit Scoring Games2018-19 (Record).....Career (Record) | | |
|--|---------------|------------|
| Anthony Masinton-Bonner | 9 (5-4) | 23 (10-13) |
| J.D. Paige | 8 (3-5) | 38 (22-16) |
| Nico Carvacho | 7 (5-2) | 28 (15-13) |
| Kendle Moore | 6 (4-2) | 6 (4-2) |
| Lorenzo Jenkins | 5 (4-1) | 7 (4-3) |
| Adam Thistlewood | 5 (3-2) | 5 (3-2) |
| Kris Martin | 3 (0-3) | 3 (0-3) |
| Deion James | 0 (0-0) | 18 (6-12) |
| Logan Ryan | 0 (0-0) | 1 (0-1) |

| 20+-Point Games2018-19 (Record).....Career (Record) | | |
|---|---------------|---------|
| J.D. Paige | 2 (2-0) | 5 (4-1) |
| Anthony Masinton-Bonner | 2 (1-1) | 3 (1-2) |
| Nico Carvacho | 1 (1-0) | 2 (2-0) |
| Kendle Moore | 1 (1-0) | 1 (1-0) |
| Kris Martin | 1 (0-1) | 1 (0-1) |
| Deion James | 0 (0-0) | 1 (0-1) |

| 10+-Rebound Games2018-19 (Record).....Career (Record) | | |
|---|---------------|------------|
| Nico Carvacho | 7 (4-3) | 31 (14-17) |
| Lorenzo Jenkins | 1 (0-1) | 1 (0-1) |
| Deion James | 0 (0-0) | 4 (1-3) |
| Logan Ryan | 0 (0-0) | 1 (0-1) |

| 5+-Assist Games2018-19 (Record).....Career (Record) | | |
|---|---------------|---------|
| J.D. Paige | 1 (1-0) | 4 (3-1) |
| Robbie Berwick | 1 (1-0) | 1 (1-0) |
| Kris Martin | 1 (0-1) | 1 (0-1) |
| Nico Carvacho | 0 (0-0) | 1 (0-1) |
| Deion James | 0 (0-0) | 1 (0-1) |

| Double-Doubles2018-19 (Record).....Career (Record) | | |
|--|---------------|-----------|
| Nico Carvacho | 6 (4-2) | 19 (9-10) |
| Lorenzo Jenkins | 1 (0-1) | 1 (0-1) |
| Deion James | 0 (0-0) | 2 (0-2) |

| 3+-Steal Games2018-19 (Record).....Career (Record) | | |
|--|---------------|---------|
| Kendle Moore | 3 (2-1) | 3 (2-1) |
| Anthony Masinton-Bonner | 1 (1-0) | 1 (1-0) |
| J.D. Paige | 0 (0-0) | 6 (4-2) |
| Nico Carvacho | 0 (0-0) | 3 (2-1) |
| Deion James | 0 (0-0) | 1 (1-0) |

| 3+-Three-Pointer Games2018-19 (Record).....Career (Record) | | |
|--|---------------|----------|
| Lorenzo Jenkins | 4 (3-1) | 5 (3-2) |
| Anthony Masinton-Bonner | 4 (2-2) | 11 (5-6) |
| J.D. Paige | 3 (1-2) | 14 (9-5) |
| Kris Martin | 2 (0-2) | 2 (0-2) |
| Kendle Moore | 1 (1-0) | 1 (1-0) |
| Logan Ryan | 0 (0-0) | 1 (0-1) |

| Scoring Leaders (Including Ties)2018-19 (Record).....Career (Record) | | |
|--|---------------|----------|
| J.D. Paige | 3 (2-1) | 12 (7-5) |
| Kendle Moore | 3 (2-1) | 3 (2-1) |
| Anthony Masinton-Bonner | 3 (1-2) | 8 (2-6) |
| Kris Martin | 2 (0-2) | 2 (0-2) |
| Nico Carvacho | 1 (1-0) | 4 (2-2) |
| Lorenzo Jenkins | 1 (0-1) | 1 (0-1) |
| Adam Thistlewood | 1 (0-1) | 1 (0-1) |
| Deion James | 0 (0-0) | 5 (2-3) |

| Rebounding Leaders (Including Ties) 2018-19 (Record).....Career (Record) | | |
|--|---------------|------------|
| Nico Carvacho | 9 (5-4) | 34 (14-20) |
| Lorenzo Jenkins | 1 (0-1) | 1 (0-1) |
| J.D. Paige | 1 (0-1) | 1 (0-1) |
| Deion James | 0 (0-0) | 4 (1-3) |

| Assist Leaders (Including Ties)2018-19 (Record).....Career (Record) | | |
|---|---------------|------------|
| J.D. Paige | 3 (2-1) | 38 (20-18) |
| Anthony Masinton-Bonner | 3 (1-2) | 6 (2-4) |
| Kendle Moore | 3 (1-2) | 3 (1-2) |
| Kris Martin | 2 (1-1) | 2 (1-1) |
| Robbie Berwick | 1 (1-0) | 2 (1-1) |
| Adam Thistlewood | 1 (1-0) | 1 (1-0) |
| Nico Carvacho | 0 (0-0) | 11 (4-7) |
| Deion James | 0 (0-0) | 9 (2-7) |

STREAKS

| | |
|-----------------------------------|-------|
| Overall | W, 1 |
| Unranked teams anywhere | W, 1 |
| Ranked teams anywhere | L, 7 |
| Mountain West Opponent | L, 5 |
| Home | W, 1 |
| Home MW | L, 2 |
| Home Nonconference | W, 1 |
| Home unranked nonconference | W, 1 |
| Home unranked teams | W, 1 |
| Home ranked teams | L, 2 |
| Road | L, 1 |
| Road MW | L, 5 |
| Road unranked teams | L, 1 |
| Road ranked teams | L, 25 |
| Neutral | L, 1 |
| Neutral unranked teams | L, 1 |
| Neutral ranked teams | L, 8 |

| Consecutive Games with a Three-Pointer Curr. Streak.....Career Streak | | |
|---|----------|----|
| Anthony Masinton-Bonner | 19 | 19 |
| J.D. Paige | 9 | 12 |
| Adam Thistlewood | 4 | 4 |
| Lorenzo Jenkins | 1 | 7 |
| Kendle Moore | - | 4 |
| Deion James | - | 4 |
| Kris Martin | - | 3 |
| Robbie Berwick | - | 2 |
| Nico Carvacho | - | 2 |
| Sam Bannec | - | 1 |
| Logan Ryan | - | 1 |

| Games Played2018-19 (Record).....Career (Record) | | |
|--|----------------|-------------|
| Nico Carvacho | 10 (5-5) | 78 (40-38) |
| Anthony Masinton-Bonner | 10 (4-5) | 78 (40-38) |
| Lorenzo Jenkins | 10 (5-5) | 41 (16-25) |
| Kendle Moore | 10 (5-5) | 10 (5-5) |
| Adam Thistlewood | 10 (5-5) | 10 (5-5) |
| J.D. Paige | 9 (4-5) | 102 (56-46) |
| Logan Ryan | 6 (4-2) | 26 (10-16) |
| Zo Tyson | 6 (2-4) | 6 (2-4) |
| Robbie Berwick | 5 (4-1) | 26 (12-14) |
| Kris Martin | 5 (1-4) | 5 (1-4) |
| Juan Sabino II | 2 (2-0) | 8 (6-2) |
| Sam Bannec | 2 (2-0) | 2 (2-0) |
| Jack Schoemann | 2 (2-0) | 2 (2-0) |
| Deion James | 0 (0-0) | 31 (10-21) |

| StartsConsecutive (Record).....Career (Record) | | |
|--|------------------|------------|
| Nico Carvacho | 75 (38-37) | 75 (38-37) |
| Anthony Masinton-Bonner | 12 (5-7) | 31 (14-17) |
| Kendle Moore | 10 (5-5) | 10 (5-5) |
| J.D. Paige | 9 (4-5) | 68 (38-30) |
| Adam Thistlewood | 2 (1-1) | 3 (2-1) |
| Deion James | - | 21 (3-18) |
| Lorenzo Jenkins | - | 8 (4-4) |
| Logan Ryan | - | 1 (0-1) |



2018-19 RAMS' MISCELLANEOUS STATISTICS

| | 2018-19 | | 2018-19 | | | | 2018-19 | | 2018-19 | | |
|---------------------------------|---------|-----|---------|------|---------|------------------------------------|---------|-----|---------|------|---------|
| | Overall | MW | Home | Road | Neutral | | Overall | MW | Home | Road | Neutral |
| Outscore their opponents | 5-0 | 0-0 | 4-0 | 1-0 | 0-0 | When CSU shoots 45%+ FG | 3-2 | 0-0 | 2-1 | 1-1 | 0-0 |
| Outscored by their opponents | 0-5 | 0-0 | 0-2 | 0-1 | 0-2 | When CSU shoots below 45% FG | 2-3 | 0-0 | 2-1 | 0-0 | 0-2 |
| Leading at halftime | 4-1 | 0-0 | 3-0 | 1-1 | 0-0 | When oppts shoot 45%+ FG | 2-5 | 0-0 | 1-2 | 1-1 | 0-2 |
| Trailing at halftime | 1-4 | 0-0 | 1-2 | 0-0 | 0-2 | When oppts shoot below 45% FG | 3-0 | 0-0 | 3-0 | 0-0 | 0-0 |
| Tied at halftime | 0-0 | 0-0 | 0-0 | 0-0 | 0-0 | When CSU leads in FG% | 4-1 | 0-0 | 3-0 | 1-1 | 0-0 |
| Leading with five minutes left | 4-0 | 0-0 | 3-0 | 1-0 | 0-0 | When opponent leads in FG% | 1-4 | 0-0 | 1-2 | 0-0 | 0-2 |
| Trailing with five minutes left | 1-5 | 0-0 | 1-2 | 0-1 | 0-2 | When game ends tied in FG% | 0-0 | 0-0 | 0-0 | 0-0 | 0-0 |
| Tied with five minutes left | 0-0 | 0-0 | 0-0 | 0-0 | 0-0 | When CSU leads in 3FG% | 3-2 | 0-0 | 2-1 | 1-1 | 0-0 |
| Leading with two minutes left | 4-0 | 0-0 | 3-0 | 1-0 | 0-0 | When opponent leads in 3FG% | 2-3 | 0-0 | 2-1 | 0-0 | 0-2 |
| Trailing with two minutes left | 1-5 | 0-0 | 1-2 | 0-1 | 0-2 | When game ends tied in 3FG% | 0-0 | 0-0 | 0-0 | 0-0 | 0-0 |
| Tied with two minutes left | 0-0 | 0-0 | 0-0 | 0-0 | 0-0 | When CSU shoots 70%+ FT | 4-1 | 0-0 | 4-1 | 0-0 | 0-0 |
| BY OFFENSE | | | | | | When CSU shoots below 70% FT | 1-4 | 0-0 | 0-1 | 1-1 | 0-2 |
| CSU scores 90+ points | 2-0 | 0-0 | 2-0 | 0-0 | 0-0 | CSU leads in FT% | 3-1 | 0-0 | 3-1 | 0-0 | 0-0 |
| CSU scores 80-89 points | 2-1 | 0-0 | 1-0 | 1-1 | 0-0 | Opponent leads in FT% | 1-4 | 0-0 | 0-1 | 1-1 | 0-2 |
| CSU scores 70-79 points | 1-2 | 0-0 | 1-1 | 0-0 | 0-1 | Game ends tied in FT% | 1-0 | 0-0 | 1-0 | 0-0 | 0-0 |
| CSU scores 60-69 points | 0-2 | 0-0 | 0-1 | 0-0 | 0-1 | CSU shoots more free throws | 5-3 | 0-0 | 4-2 | 1-0 | 0-1 |
| CSU scores 50-59 points | 0-0 | 0-0 | 0-0 | 0-0 | 0-0 | CSU shoots fewer free throws | 0-2 | 0-0 | 0-0 | 0-1 | 0-1 |
| CSU scores less than 50 points | 0-0 | 0-0 | 0-0 | 0-0 | 0-0 | Same number of free throws | 0-0 | 0-0 | 0-0 | 0-0 | 0-0 |
| BY DEFENSE | | | | | | CSU outrebounds the opponent | 4-2 | 0-0 | 3-0 | 1-0 | 0-2 |
| Opp. scores 90+ points | 0-2 | 0-0 | 0-1 | 0-0 | 0-1 | CSU is outrebounded | 1-3 | 0-0 | 1-2 | 0-1 | 0-0 |
| Opp. scores 80-89 points | 0-2 | 0-0 | 0-1 | 0-1 | 0-0 | Same number of rebounds | 0-0 | 0-0 | 0-0 | 0-0 | 0-0 |
| Opp. scores 70-79 points | 2-1 | 0-0 | 1-0 | 1-0 | 0-1 | CSU leads in assists | 3-0 | 0-0 | 2-0 | 1-0 | 0-0 |
| Opp. scores 60-69 points | 3-0 | 0-0 | 3-0 | 0-0 | 0-0 | Opponent leads in assists | 2-5 | 0-0 | 2-2 | 0-1 | 0-2 |
| Opp. scores 50-59 points | 0-0 | 0-0 | 0-0 | 0-0 | 0-0 | Game ends tied in assists | 0-0 | 0-0 | 0-0 | 0-0 | 0-0 |
| Opp. scores less than 50 points | 0-0 | 0-0 | 0-0 | 0-0 | 0-0 | CSU leads in blocks | 2-2 | 0-0 | 2-1 | 0-0 | 0-1 |
| BY POINT DIFFERENTIAL | | | | | | Opponent leads in blocks | 0-3 | 0-0 | 0-1 | 0-1 | 0-1 |
| Games decided by 1-5 | 1-0 | 0-0 | 1-0 | 0-0 | 0-0 | Game ends tied in blocks | 3-0 | 0-0 | 2-0 | 1-0 | 0-0 |
| Games decided by 6-10 | 2-1 | 0-0 | 1-0 | 1-1 | 0-0 | CSU leads in steals | 3-1 | 0-0 | 2-0 | 1-1 | 0-0 |
| Games decided by 11-15 | 0-2 | 0-0 | 0-1 | 0-0 | 0-1 | Opponent leads in steals | 1-4 | 0-0 | 1-2 | 0-0 | 0-2 |
| Games decided by 16+ | 2-2 | 0-0 | 2-1 | 0-0 | 0-1 | Game ends tied in steals | 1-0 | 0-0 | 1-0 | 0-0 | 0-0 |
| BY OVERTIME | | | | | | CSU commits less than 12 turnovers | 3-3 | 0-0 | 3-2 | 0-0 | 0-1 |
| Overtime | 0-0 | 0-0 | 0-0 | 0-0 | 0-0 | CSU commits 12 or more turnovers | 2-2 | 0-0 | 1-0 | 1-1 | 0-1 |
| Double Overtime | 0-0 | 0-0 | 0-0 | 0-0 | 0-0 | CSU forces 12 or more turnovers | 3-1 | 0-0 | 2-0 | 1-0 | 0-1 |
| Triple Overtime | 0-0 | 0-0 | 0-0 | 0-0 | 0-0 | CSU forces less than 12 turnovers | 2-4 | 0-0 | 2-2 | 0-1 | 0-1 |
| BY MONTH | | | | | | Opponent has more turnovers | 2-0 | 0-0 | 2-0 | 0-0 | 0-0 |
| November | 4-3 | 0-0 | 3-1 | 1-0 | 0-2 | CSU has more turnovers | 2-5 | 0-0 | 1-2 | 1-1 | 0-2 |
| December | 1-2 | 0-0 | 1-1 | 0-1 | 0-0 | Game ends tied in turnovers | 1-0 | 0-0 | 1-0 | 0-0 | 0-0 |
| January | | | | | | Opponent has more fouls | 4-2 | 0-0 | 4-2 | 0-0 | 0-0 |
| February | | | | | | CSU has more fouls | 1-2 | 0-0 | 0-0 | 1-1 | 0-1 |
| March | | | | | | Game ends tied in fouls | 0-1 | 0-0 | 0-0 | 0-0 | 0-1 |

INSIDE THE GAME

Largest Victory: 34, vs. Colorado Christian (11/7/18)

Smallest Victory: 4, vs. Montana State (11/14/18)

Largest Defeat: 24, vs. Arkansas (12/5/18)

Smallest Defeat: 6, at Colorado (12/1/18)

Largest Halftime Lead: 24, vs. Colorado Christian (11/7/18)

Largest Halftime Deficit:
16, vs. South Dakota State at GCS (11/21/18)

Most Points in 1st Half: 53, vs. Colorado Christian (11/7/18)

Lowest Points in 1st Half: 26, vs. Louisiana at GCS (11/19/18)

Most Points in 2nd Half: 48, at Colorado (12/1/18)

Lowest Points in 2nd Half: 27, vs. Southern Illinois (11/27/18)

Most Points Allowed in 1st Half:

48, vs. South Dakota State at GCS (11/21/18)

Lowest Points Allowed in 1st Half:

28, vs. Arkansas-Pine Bluff (11/10/18)

Most Points Allowed in 2nd Half: 57, at Colorado (12/1/18)

Lowest Points Allowed in 2nd Half:
29, vs. Sam Houston State (12/8/18)

Most Points in Overtime:

Lowest Points in Overtime:

Most Points Allowed in Overtime:

Lowest Points Allowed in Overtime:

Largest Lead in a game won: 39, vs. Colorado Christian (11/7/18)

Largest Oppt lead in a game won:

11, vs. Sam Houston State (12/8/18)

Largest Lead in a game lost:

8, vs. South Dakota State at GCS (11/21/18)

Largest Oppt lead in a game lost:

28, vs. Louisiana at GCS (11/19/18)

Most Lead Changes: 14, vs. Montana State (11/14/18)

Most Ties In a Game: 9, vs. Montana State (11/14/18)

Games Led Start to Finish (never trailed):

- CSU 100, Colorado Christian 66 (11/7/18)

2018-19 COLORADO STATE STARTING LINEUPS (AS OF DEC. 10, 2018)

| Opponent | Score | Guard | Guard | Forward | Forward | Center | Points Scored | |
|--------------------------|-----------|-------|-----------------|----------|-------------|----------|----------------|----------------|
| | | | | | | | Starters | Bench |
| Colorado Christian | W, 100-66 | Moore | Masinton-Bonner | Jenkins* | Thistlewood | Carvacho | 87 | 13 |
| Arkansas-Pine Bluff | W, 92-67 | Moore | Masinton-Bonner | Jenkins* | Paige* | Carvacho | 65 | 27 |
| Montana State | W, 81-77 | Moore | Masinton-Bonner | Jenkins* | Paige* | Carvacho | 75 | 6 |
| vs. Louisiana ^ | L, 73-91 | Moore | Masinton-Bonner | Jenkins* | Paige* | Carvacho | 54 | 19 |
| at Florida Gulf Coast ^ | W, 82-74 | Moore | Masinton-Bonner | Jenkins* | Paige* | Carvacho | 70 | 12 |
| vs. South Dakota State ^ | L, 65-78 | Moore | Masinton-Bonner | Jenkins* | Paige* | Carvacho | 50 | 15 |
| Southern Illinois | L, 67-82 | Moore | Masinton-Bonner | Jenkins* | Paige* | Carvacho | 45 | 22 |
| at Colorado | L, 80-86 | Moore | Masinton-Bonner | Jenkins* | Paige* | Carvacho | 53 | 27 |
| Arkansas | L, 74-98 | Moore | Masinton-Bonner | Paige* | Thistlewood | Carvacho | 67 | 7 |
| Sam Houston State | W, 71-65 | Moore | Masinton-Bonner | Paige* | Thistlewood | Carvacho | 67 | 4 |
| South Dakota | | | | | | | | |
| at Long Beach State | | | | | | | | |
| at UNLV* | | | | | | | | |
| at Fresno State* | | | | | | | | |
| Air Force* | | | | | | | | |
| New Mexico* | | | | | | | | |
| at Utah State* | | | | | | | | |
| at Nevada* | | | | | | | | |
| Fresno State* | | | | | | | | |
| Boise State* | | | | | | | | |
| at Air Force* | | | | | | | | |
| Nevada* | | | | | | | | |
| at Wyoming* | | | | | | | | |
| San Diego State* | | | | | | | | |
| at San Jose State* | | | | | | | | |
| Wyoming* | | | | | | | | |
| at Boise State* | | | | | | | | |
| at New Mexico* | | | | | | | | |
| Utah State* | | | | | | | | |
| UNLV* | | | | | | | | |
| MW Tournament | | | | | | | | |
| Totals | | | | | | | 633 (80.6%) | 152 (19.4%) |

* Started an additional guard

2018-19 Rams Starting Lineups

| PG | SG | SF | PF | C | Record |
|-------|-----------------|---------|-------------|----------|--------|
| Moore | Masinton-Bonner | Paige | Thistlewood | Carvacho | 1-1 |
| Moore | Masinton-Bonner | Paige | Jenkins | Caracho | 3-4 |
| Moore | Masinton-Bonner | Jenkins | Thistlewood | Carvacho | 1-0 |

*Most recent starting lineup listed first



GAME 11 - SOUTH DAKOTA

2018-19 SEASON BOX SCORE | ALL/CONFERENCE GAMES

(AS OF DEC. 10, 2018)

| | | | | |
|-----------------------|----------------|--------------|--------------|----------------|
| RECORD: | OVERALL | HOME | AWAY | NEUTRAL |
| ALL GAMES | (5-5) | (4-2) | (1-1) | (0-2) |
| MOUNTAIN WEST | (0-0) | (0-0) | (0-0) | (0-0) |
| NON-CONFERENCE | (5-5) | (4-2) | (1-1) | (0-2) |

| # | Player | GP | GS | Min | Avg | TOTAL | | | 3-PTS | | | FT | FTA | REBOUNDS | | | | Avg | PF | FO | A | TO | Blk | Stl | Pts | Avg |
|----|-------------------|----|----|-----|------|-------|-----|-------|-------|-----|-------|-----|-----|----------|-----|-----|-----|------|-----|----|-----|-----|-----|-----|-----|------|
| | | | | | | FG | FGA | Pct | 3FG | FGA | Pct | | | Pct | Off | Def | Tot | | | | | | | | | |
| 22 | PAIGE,J.D. | 9 | 9 | 290 | 32.2 | 53 | 106 | .500 | 18 | 44 | .409 | 21 | 26 | .808 | 2 | 40 | 42 | 4.7 | 12 | 0 | 23 | 13 | 0 | 5 | 145 | 16.1 |
| 15 | MASINTON-BONNER,A | 10 | 10 | 314 | 31.4 | 50 | 95 | .526 | 26 | 57 | .456 | 20 | 24 | .833 | 6 | 22 | 28 | 2.8 | 22 | 0 | 17 | 13 | 0 | 12 | 146 | 14.6 |
| 32 | CARVACHO,Nico | 10 | 10 | 287 | 28.7 | 47 | 87 | .540 | 0 | 2 | .000 | 34 | 62 | .548 | 36 | 77 | 113 | 11.3 | 32 | 2 | 16 | 22 | 5 | 6 | 128 | 12.8 |
| 03 | MOORE,Kendle | 10 | 10 | 308 | 30.8 | 41 | 77 | .532 | 12 | 35 | .343 | 20 | 24 | .833 | 1 | 24 | 25 | 2.5 | 24 | 0 | 25 | 18 | 0 | 16 | 114 | 11.4 |
| 30 | MARTIN,Kris | 5 | 0 | 140 | 28.0 | 19 | 47 | .404 | 7 | 20 | .350 | 9 | 16 | .563 | 3 | 15 | 18 | 3.6 | 12 | 0 | 13 | 11 | 1 | 2 | 54 | 10.8 |
| 31 | THISTLEWOOD,Adam | 10 | 3 | 262 | 26.2 | 24 | 61 | .393 | 12 | 40 | .300 | 27 | 34 | .794 | 12 | 23 | 35 | 3.5 | 22 | 0 | 11 | 12 | 3 | 5 | 87 | 8.7 |
| 13 | JENKINS,Lorenzo | 10 | 8 | 198 | 19.8 | 27 | 69 | .391 | 17 | 41 | .415 | 7 | 8 | .875 | 8 | 20 | 28 | 2.8 | 10 | 0 | 7 | 8 | 4 | 7 | 78 | 7.8 |
| 21 | RYAN,Logan | 6 | 0 | 69 | 11.5 | 6 | 10 | .600 | 0 | 1 | .000 | 4 | 5 | .800 | 4 | 12 | 16 | 2.7 | 13 | 0 | 8 | 7 | 0 | 1 | 16 | 2.7 |
| 02 | BANNEC,Sam | 2 | 0 | 6 | 3.0 | 1 | 1 | 1.000 | 1 | 1 | 1.000 | 0 | 0 | .000 | 0 | 1 | 1 | 0.5 | 0 | 0 | 1 | 0 | 0 | 0 | 3 | 1.5 |
| 01 | TYSON,Zo | 6 | 0 | 46 | 7.7 | 2 | 5 | .400 | 0 | 0 | .000 | 4 | 8 | .500 | 2 | 8 | 10 | 1.7 | 4 | 0 | 5 | 3 | 4 | 1 | 8 | 1.3 |
| 33 | SCHOEMANN,Jack | 2 | 0 | 10 | 5.0 | 0 | 2 | .000 | 0 | 1 | .000 | 2 | 2 | 1.000 | 0 | 0 | 0 | 0.0 | 0 | 0 | 0 | 0 | 0 | 0 | 2 | 1.0 |
| 14 | BERWICK,Robbie | 5 | 0 | 65 | 13.0 | 0 | 12 | .000 | 0 | 8 | .000 | 4 | 4 | 1.000 | 3 | 5 | 8 | 1.6 | 4 | 0 | 10 | 5 | 0 | 0 | 4 | 0.8 |
| 12 | SABINO,Juan | 2 | 0 | 5 | 2.5 | 0 | 1 | .000 | 0 | 1 | .000 | 0 | 0 | .000 | 0 | 1 | 1 | 0.5 | 0 | 0 | 1 | 0 | 0 | 0 | 0 | 0.0 |
| TM | TEAM..... | | | | | | | | | | | | | | 13 | 10 | 23 | 2.3 | 1 | | 0 | | | | 0 | |
| | Total..... | 10 | | | | 270 | 573 | .471 | 93 | 251 | .371 | 152 | 213 | .714 | 90 | 258 | 348 | 34.8 | 156 | 2 | 137 | 112 | 17 | 55 | 785 | 78.5 |
| | Opponents..... | 10 | | | | 281 | 619 | .454 | 103 | 261 | .395 | 119 | 163 | .730 | 101 | 245 | 346 | 34.6 | 195 | 7 | 150 | 103 | 19 | 55 | 784 | 78.4 |

| | | | |
|--------------------|-----|-----|-------|
| DEADBALL REBOUNDS: | OFF | DEF | TOTAL |
| Colorado State | 27 | 2 | 29 |
| Opponents | 21 | 2 | 23 |

| TEAM STATISTICS | Colorado State | Opponents |
|------------------------|----------------|-----------|
| SCORING | 785 | 784 |
| Points per game | 78.5 | 78.4 |
| Scoring margin | +0.1 | - |
| FIELD GOALS-ATT | 270-573 | 281-619 |
| Field goal pct | .471 | .454 |
| 3 POINT FG-ATT | 93-251 | 103-261 |
| 3-point FG pct | .371 | .395 |
| 3-pt FG made per game | 9.3 | 10.3 |
| FREE THROWS-ATT | 152-213 | 119-163 |
| Free throw pct | .714 | .730 |
| F-Throws made per game | 15.2 | 11.9 |
| REBOUNDS | 348 | 346 |
| Rebounds per game | 34.8 | 34.6 |
| Rebounding margin | +0.2 | - |
| ASSISTS | 137 | 150 |
| Assists per game | 13.7 | 15.0 |
| TURNOVERS | 112 | 103 |
| Turnovers per game | 11.2 | 10.3 |
| Turnover margin | -0.9 | - |
| Assist/turnover ratio | 1.2 | 1.5 |
| STEALS | 55 | 55 |
| Steals per game | 5.5 | 5.5 |
| BLOCKS | 17 | 19 |
| Blocks per game | 1.7 | 1.9 |
| WINNING STREAK | 1 | - |
| Home win streak | 1 | - |
| ATTENDANCE | 14773 | 10387 |
| Home games-Avg/Game | 6-2462 | 2-4566 |
| Neutral site-Avg/Game | - | 2-628 |

| | | | |
|-------------------|-----|-----|-------|
| SCORE BY PERIODS: | 1st | 2nd | Total |
| Colorado State | 370 | 415 | 785 |
| Opponents | 363 | 421 | 784 |

| Date | Opponent | Score | Attend |
|------------|------------------------|----------|--------|
| @ 11/7/18 | COLORADO CHRISTIAN | W 100-66 | 2220 |
| 11/10/18 | ARKANSAS-PINE BLUFF | W 92-67 | 2208 |
| 11/14/18 | MONTANA STATE | W 81-77 | 2243 |
| @ 11/19/18 | vs. Louisiana | L 73-91 | 598 |
| @ 11/20/18 | at Florida Gulf Coast | W 82-74 | 1245 |
| @ 11/21/18 | vs. South Dakota State | L 65-78 | 657 |
| # 11/27/18 | SOUTHERN ILLINOIS | L 67-82 | 2566 |
| 12/1/18 | at Colorado | L 80-86 | 7887 |
| 12/5/18 | ARKANSAS | L 74-98 | 3238 |
| 12/8/18 | SAM HOUSTON STATE | W 71-65 | 2298 |

* Mountain West Conference Games # Mountain West-Missouri Valley Challenge
 @ Gulf Coast Showcase (one home site game, three games Fort Myers, Florida)
 ^ Mountain West Tournament (Thomas & Mack Center - Las Vegas, Nev.)

2018-19 SEASON BOX SCORE | HOME GAMES (4-2, 0-0 MW)

| # | Player | TOTAL | | | | | | 3-PTS | | | REBOUNDS | | | | | | | | | | | Avg | PF | FO | A | TO | Blk | Stl | Pts | Avg |
|----|---------------------|-------|----|-----|------|-----|-----|-------|-----|-----|----------|-----|-----|-------|-----|-----|-----|------|-----|---|----|-----|----|----|-----|------|-----|-----|-----|-----|
| | | GP | GS | Min | Avg | FG | FGA | Pct | 3FG | FGA | Pct | FT | FTA | Pct | Off | Def | Tot | | | | | | | | | | | | | |
| 22 | PAIGE,J.D. | 5 | 5 | 161 | 32.2 | 30 | 59 | .508 | 12 | 27 | .444 | 16 | 19 | .842 | 0 | 21 | 21 | 4.2 | 4 | 0 | 13 | 6 | 0 | 2 | 88 | 17.6 | | | | |
| 32 | CARVACHO,Nico | 6 | 6 | 168 | 28.0 | 30 | 51 | .588 | 0 | 0 | .000 | 27 | 43 | .628 | 26 | 46 | 72 | 12.0 | 17 | 1 | 11 | 10 | 4 | 2 | 87 | 14.5 | | | | |
| 15 | MASINTON-BONNER,A.6 | 6 | 6 | 192 | 32.0 | 30 | 59 | .508 | 17 | 37 | .459 | 10 | 12 | .833 | 4 | 16 | 20 | 3.3 | 10 | 0 | 14 | 7 | 0 | 9 | 87 | 14.5 | | | | |
| 03 | MOORE,Kendle | 6 | 6 | 193 | 32.2 | 26 | 42 | .619 | 10 | 20 | .500 | 19 | 22 | .864 | 1 | 13 | 14 | 2.3 | 15 | 0 | 13 | 7 | 0 | 7 | 81 | 13.5 | | | | |
| 31 | THISTLEWOOD,Adam | 6 | 3 | 154 | 25.7 | 13 | 34 | .382 | 7 | 21 | .333 | 17 | 21 | .810 | 8 | 15 | 23 | 3.8 | 13 | 0 | 8 | 5 | 0 | 4 | 50 | 8.3 | | | | |
| 30 | MARTIN,Kris | 3 | 0 | 80 | 26.7 | 6 | 21 | .286 | 3 | 11 | .273 | 7 | 12 | .583 | 0 | 8 | 8 | 2.7 | 6 | 0 | 12 | 8 | 0 | 1 | 22 | 7.3 | | | | |
| 13 | JENKINS,Lorenzo | 6 | 4 | 109 | 18.2 | 14 | 40 | .350 | 10 | 24 | .417 | 3 | 3 | 1.000 | 4 | 6 | 10 | 1.7 | 5 | 0 | 3 | 3 | 2 | 4 | 41 | 6.8 | | | | |
| 01 | RYAN,Logan | 3 | 0 | 36 | 12.0 | 4 | 7 | .571 | 0 | 1 | .000 | 4 | 5 | .800 | 3 | 6 | 9 | 3.0 | 5 | 0 | 5 | 4 | 0 | 1 | 12 | 4.0 | | | | |
| 01 | TYSON,Zo | 4 | 0 | 37 | 9.3 | 2 | 5 | .400 | 0 | 0 | .000 | 4 | 6 | .667 | 2 | 8 | 10 | 2.5 | 3 | 0 | 3 | 3 | 2 | 0 | 8 | 2.0 | | | | |
| 02 | BANNEC,Sam | 2 | 0 | 6 | 3.0 | 1 | 1 | 1.000 | 1 | 1 | 1.000 | 0 | 0 | .000 | 0 | 1 | 1 | 0.5 | 0 | 0 | 1 | 0 | 0 | 0 | 3 | 1.5 | | | | |
| 14 | BERWICK,Robbie | 3 | 0 | 49 | 16.3 | 0 | 10 | .000 | 0 | 7 | .000 | 4 | 4 | 1.000 | 1 | 4 | 5 | 1.7 | 2 | 0 | 7 | 4 | 0 | 0 | 4 | 1.3 | | | | |
| 33 | SCHOEMANN,Jack | 2 | 0 | 10 | 5.0 | 0 | 2 | .000 | 0 | 1 | .000 | 2 | 2 | 1.000 | 0 | 0 | 0 | 0.0 | 0 | 0 | 0 | 0 | 0 | 0 | 2 | 1.0 | | | | |
| 12 | SABINO,Juan | 2 | 0 | 5 | 2.5 | 0 | 1 | .000 | 0 | 1 | .000 | 0 | 0 | .000 | 0 | 1 | 1 | 0.5 | 0 | 0 | 1 | 0 | 0 | 0 | 0 | 0.0 | | | | |
| TM | TEAM..... | | | | | | | | | | | | | 8 | 6 | 14 | 2.3 | 0 | | | 0 | | | | 0 | | | | | |
| | Total..... | 6 | | | | 156 | 332 | .470 | 60 | 151 | .397 | 113 | 149 | .758 | 57 | 151 | 208 | 34.7 | 80 | 1 | 91 | 57 | 8 | 30 | 485 | 80.8 | | | | |
| | Opponents..... | 6 | | | | 165 | 372 | .444 | 66 | 161 | .410 | 59 | 85 | .694 | 69 | 137 | 206 | 34.3 | 129 | 5 | 96 | 59 | 9 | 32 | 455 | 75.8 | | | | |

| | | | |
|-------------------|-----|-----|-------|
| SCORE BY PERIODS: | 1st | 2nd | Total |
| Colorado State | 240 | 245 | 485 |
| Opponents | 214 | 241 | 455 |

| | | | |
|--------------------|-----|-----|-------|
| DEADBALL REBOUNDS: | OFF | DEF | TOTAL |
| Colorado State | 16 | 2 | 18 |
| Opponents | 11 | 2 | 13 |

2018-19 SEASON BOX SCORE | ROAD GAMES (1-1, 0-0 MW)

| # | Player | GP | GS | Min | TOTAL | | | 3-PTS | | | REBOUNDS | | | | | | | | | | | PF | FO | A | TO | Blk | Stl | Pts | Avg |
|----|---------------------|----|----|-----|-------|-----|-----|-------|-----|-----|----------|-----|-----|-------|-----|-----|-----|------|----|---|----|----|----|----|-----|------|-----|-----|-----|
| | | | | | FG | FGA | Pct | 3FG | FGA | Pct | FT | FTA | Pct | Off | Def | Tot | Avg | | | | | | | | | | | | |
| 30 | MARTIN,Kris | 1 | 0 | 30 | 30.0 | 8 | 14 | .571 | 3 | 6 | .500 | 2 | 2 | 1.000 | 1 | 2 | 3 | 3.0 | 4 | 0 | 1 | 1 | 0 | 0 | 21 | 21.0 | | | |
| 15 | MASINTON-BONNER,A.2 | 2 | 2 | 64 | 32.0 | 10 | 15 | .667 | 5 | 8 | .625 | 6 | 7 | .857 | 0 | 4 | 4 | 2.0 | 7 | 0 | 1 | 5 | 0 | 1 | 31 | 15.5 | | | |
| 32 | CARVACHO,Nico | 2 | 2 | 62 | 31.0 | 14 | 23 | .609 | 0 | 0 | .000 | 3 | 11 | .273 | 4 | 17 | 21 | 10.5 | 9 | 1 | 4 | 6 | 1 | 2 | 31 | 15.5 | | | |
| 22 | PAIGE,J.D. | 2 | 2 | 65 | 32.5 | 10 | 22 | .455 | 2 | 7 | .286 | 4 | 5 | .800 | 0 | 13 | 13 | 6.5 | 3 | 0 | 7 | 4 | 0 | 1 | 26 | 13.0 | | | |
| 03 | MOORE,Kendle | 2 | 2 | 61 | 30.5 | 9 | 15 | .600 | 1 | 4 | .250 | 1 | 2 | .500 | 0 | 5 | 5 | 2.5 | 7 | 0 | 8 | 5 | 0 | 8 | 20 | 10.0 | | | |
| 31 | THISTLEWOOD,Adam | 2 | 0 | 55 | 27.5 | 5 | 11 | .455 | 3 | 8 | .375 | 5 | 8 | .625 | 1 | 5 | 6 | 3.0 | 4 | 0 | 2 | 2 | 1 | 0 | 18 | 9.0 | | | |
| 13 | JENKINS,Lorenzo | 2 | 2 | 37 | 18.5 | 5 | 8 | .625 | 3 | 6 | .500 | 2 | 2 | 1.000 | 0 | 2 | 2 | 1.0 | 2 | 0 | 1 | 2 | 1 | 2 | 15 | 7.5 | | | |
| 14 | BERWICK,Robbie | 1 | 0 | 7 | 7.0 | 0 | 2 | .000 | 0 | 1 | .000 | 0 | 0 | .000 | 1 | 1 | 2 | 2.0 | 1 | 0 | 1 | 0 | 0 | 0 | 0 | 0.0 | | | |
| 21 | RYAN,Logan | 1 | 0 | 14 | 14.0 | 0 | 0 | .000 | 0 | 0 | .000 | 0 | 0 | .000 | 0 | 2 | 2 | 2.0 | 4 | 0 | 1 | 2 | 0 | 0 | 0 | 0.0 | | | |
| 01 | TYSON,Zo | 1 | 0 | 5 | 5.0 | 0 | 0 | .000 | 0 | 0 | .000 | 0 | 0 | .000 | 0 | 0 | 0 | 0.0 | 0 | 0 | 0 | 0 | 0 | 1 | 0 | 0.0 | | | |
| TM | TEAM..... | | | | | | | | | | | | | | 0 | 2 | 2 | 1.0 | 0 | | | 0 | | | | | | | |
| | Total..... | 2 | | | | 61 | 110 | .555 | 17 | 40 | .425 | 23 | 37 | .622 | 7 | 53 | 60 | 30.0 | 41 | 1 | 26 | 27 | 3 | 15 | 162 | 81.0 | | | |
| | Opponents..... | 2 | | | | 60 | 129 | .465 | 13 | 49 | .265 | 27 | 38 | .711 | 21 | 49 | 70 | 35.0 | 33 | 2 | 27 | 22 | 4 | 9 | 160 | 80.0 | | | |

| | | | |
|-------------------|-----|-----|-------|
| SCORE BY PERIODS: | 1st | 2nd | Total |
| Colorado State | 72 | 90 | 162 |
| Opponents | 61 | 99 | 160 |

| | | | |
|--------------------|-----|-----|-------|
| DEADBALL REBOUNDS: | OFF | DEF | TOTAL |
| Colorado State | 7 | 0 | 7 |
| Opponents | 6 | 0 | 6 |

2018-19 SEASON BOX SCORE | NEUTRAL GAMES (0-2)

| # | Player | GP | GS | Min | TOTAL | | | 3-PTS | | | REBOUNDS | | | | | | | | | | | | | | | |
|----|---------------------|----|----|-----|-------|-----|-----|-------|-----|-----|----------|-----|-----|-------|-----|-----|-----|------|----|---|----|-----|-----|-----|-----|------|
| | | | | | FG | FGA | Pct | 3FG | FGA | Pct | FT | FTA | Pct | Off | Def | Tot | Avg | PF | FO | A | TO | Blk | Stl | Pts | Avg | |
| 22 | PAIGE,J.D. | 2 | 2 | 64 | 32.0 | 13 | 25 | .520 | 4 | 10 | .400 | 1 | 2 | .500 | 2 | 6 | 8 | 4.0 | 5 | 0 | 3 | 3 | 0 | 2 | 31 | 15.5 |
| 15 | MASINTON-BONNER,A.2 | 2 | 2 | 58 | 29.0 | 10 | 21 | .476 | 4 | 12 | .333 | 4 | 5 | .800 | 2 | 2 | 4 | 2.0 | 5 | 0 | 2 | 1 | 0 | 2 | 28 | 14.0 |
| 30 | MARTIN,Kris | 1 | 0 | 30 | 30.0 | 5 | 12 | .417 | 1 | 3 | .333 | 0 | 2 | .000 | 2 | 5 | 7 | 7.0 | 2 | 0 | 0 | 2 | 1 | 1 | 11 | 11.0 |
| 13 | JENKINS,Lorenzo | 2 | 2 | 52 | 26.0 | 8 | 21 | .381 | 4 | 11 | .364 | 2 | 3 | .667 | 4 | 12 | 16 | 8.0 | 3 | 0 | 3 | 3 | 1 | 1 | 22 | 11.0 |
| 31 | THISTLEWOOD,Adam | 2 | 0 | 53 | 26.5 | 6 | 16 | .375 | 2 | 11 | .182 | 5 | 5 | 1.000 | 3 | 3 | 6 | 3.0 | 5 | 0 | 1 | 5 | 2 | 1 | 19 | 9.5 |
| 03 | MOORE,Kendle | 2 | 2 | 54 | 27.0 | 6 | 20 | .300 | 1 | 11 | .091 | 0 | 0 | .000 | 0 | 6 | 6 | 3.0 | 2 | 0 | 4 | 6 | 0 | 1 | 13 | 6.5 |
| 32 | CARVACHO,Nico | 2 | 2 | 57 | 28.5 | 3 | 13 | .231 | 0 | 2 | .000 | 4 | 8 | .500 | 6 | 14 | 20 | 10.0 | 6 | 0 | 1 | 6 | 0 | 2 | 10 | 5.0 |
| 21 | RYAN,Logan | 2 | 0 | 19 | 9.5 | 2 | 3 | .667 | 0 | 0 | .000 | 0 | 0 | .000 | 1 | 4 | 5 | 2.5 | 4 | 0 | 2 | 1 | 0 | 0 | 4 | 2.0 |
| 01 | TYSON,Zo | 1 | 0 | 4 | 4.0 | 0 | 0 | .000 | 0 | 0 | .000 | 0 | 2 | .000 | 0 | 0 | 0 | 0.0 | 1 | 0 | 2 | 0 | 2 | 0 | 0 | 0.0 |
| 14 | BERWICK,Robbie | 1 | 0 | 9 | 9.0 | 0 | 0 | .000 | 0 | 0 | .000 | 0 | 0 | .000 | 1 | 0 | 1 | 1.0 | 1 | 0 | 2 | 1 | 0 | 0 | 0 | 0.0 |
| TM | TEAM..... | | | | | | | | | | | | | | 5 | 2 | 7 | 3.5 | 1 | | 0 | | | | 0 | |
| | Total..... | 2 | | | | 53 | 131 | .405 | 16 | 60 | .267 | 16 | 27 | .593 | 26 | 54 | 80 | 40.0 | 35 | 0 | 20 | 28 | 6 | 10 | 138 | 69.0 |
| | Opponents..... | 2 | | | | 56 | 118 | .475 | 24 | 51 | .471 | 33 | 40 | .825 | 11 | 59 | 70 | 35.0 | 33 | 0 | 27 | 22 | 6 | 14 | 169 | 84.5 |

| | | | |
|-------------------|-----|-----|-------|
| SCORE BY PERIODS: | 1st | 2nd | Total |
| Colorado State | 58 | 80 | 138 |
| Opponents | 88 | 81 | 169 |

| | | | |
|--------------------|-----|-----|-------|
| DEADBALL REBOUNDS: | OFF | DEF | TOTAL |
| Colorado State | 4 | 0 | 4 |
| Opponents | 4 | 0 | 4 |



GAME 11 - SOUTH DAKOTA

2018-19 GAME-BY-GAME RESULTS/LEADERS

| Opponent | Date | W/L | Score | Atten. | Rec. | H | A | N | High Scorer | High Rebounder | High Assists |
|--------------------------|----------|-----|--------|--------|------|-----|-----|-----|--------------------|----------------|-------------------|
| Colorado Christian ^ | 11/7/18 | W | 100-66 | 2220 | 1-0 | 1-0 | 0-0 | 0-0 | 26 Moore | 15 Carvacho | 6 Berwick |
| Arkansas-Pine Bluff | 11/10/18 | W | 92-67 | 2208 | 2-0 | 2-0 | 0-0 | 0-0 | 18 Carvacho | 11 Carvacho | 6 Paige |
| Montana State | 11/14/18 | W | 81-77 | 2243 | 3-0 | 3-0 | 0-0 | 0-0 | 23 Paige | 13 Carvacho | 3 Thistlewood |
| vs. Louisiana ^ | 11/19/18 | L | 73-91 | 598 | 3-1 | 3-0 | 0-0 | 0-1 | 17 Jenkins | 10 Jenkins | 4 Moore |
| at Florida Gulf Coast ^ | 11/20/18 | W | 82-74 | 1245 | 4-1 | 3-0 | 1-0 | 0-1 | 17 Moore | 9 Carvacho | 4 Moore, Paige |
| vs. South Dakota State ^ | 11/21/18 | L | 65-78 | 657 | 4-2 | 3-0 | 1-0 | 0-2 | 17 Masinton-Bonner | | |
| Southern Illinois | 11/27/18 | L | 67-82 | 2566 | 4-3 | 3-1 | 1-0 | 0-2 | 20 Masinton-Bonner | 11 Carvacho | 2 Masinton-Bonner |
| at Colorado | 12/1/18 | L | 80-86 | 7887 | 4-4 | 3-1 | 1-1 | 0-2 | 3 Martin | 12 Carvacho | 4 Moore |
| Arkansas | 12/5/18 | L | 74-98 | 3238 | 4-5 | 3-2 | 1-1 | 0-2 | 11 Moore, Paige | 11 Carvacho | 8 Martin |
| Sam Houston State | 12/8/18 | W | 71-65 | 2298 | 5-5 | 4-2 | 1-1 | 0-2 | 19 Paige | 19 Carvacho | 2 Masinton-Bonner |
| South Dakota | 12/16/18 | | | | | | | | | | |
| at Long Beach State | 12/30/18 | | | | | | | | | | |
| at UNLV* | 1/2/19 | | | | | | | | | | |
| at Fresno State* | 1/5/19 | | | | | | | | | | |
| Air Force* | 1/8/19 | | | | | | | | | | |
| New Mexico* | 1/12/19 | | | | | | | | | | |
| at Utah State* | 1/19/19 | | | | | | | | | | |
| at Nevada* | 1/23/19 | | | | | | | | | | |
| Fresno State* | 1/26/19 | | | | | | | | | | |
| Boise State* | 1/29/19 | | | | | | | | | | |
| at Air Force* | 2/2/19 | | | | | | | | | | |
| Nevada* | 2/6/19 | | | | | | | | | | |
| at Wyoming* | 2/9/19 | | | | | | | | | | |
| San Diego State* | 2/12/19 | | | | | | | | | | |
| at San Jose State* | 2/20/19 | | | | | | | | | | |
| Wyoming* | 2/23/19 | | | | | | | | | | |
| at Boise State* | 2/27/19 | | | | | | | | | | |
| at New Mexico* | 3/2/19 | | | | | | | | | | |
| Utah State* | 3/5/19 | | | | | | | | | | |
| UNLV* | 3/9/19 | | | | | | | | | | |
| MW Tournament | 3/13/19 | | | | | | | | | | |

2018-19 INDIVIDUAL GAME-BY-GAME POINTS-REBOUNDS-ASSISTS

| Opponent (Date) | 0 | 1 | 2 | 3 | 12 | 13 | 14 | 15 | 21 | 22 | 30 | 31 | 32 | 33 |
|----------------------------------|--------------|-------|--------|--------|-----------|---------|----------|-----------------|-------|-----------|-----------|-------------|----------|-----------|
| Colorado Christian^ (11/17/18) | Edwards | Tyson | Bannec | Moore | Sabino II | Jenkins | Berwick | Masinton-Bonner | Ryan | Paige | Martin | Thistlewood | Carvacho | Schoemann |
| Ark.-Pine Bluff (11/10/18) | DND-Transfer | 6-3-0 | 3-1-0 | 26-4-4 | 0-0-1 | 15-6-1 | 0-4-6 | 22-5-4 | 4-4-2 | DND-Susp. | DND-Susp. | 10-5-0 | 14-15-3 | 0-0-0 |
| Montana State (11/14/18) | DND-Transfer | DNP | DNP | 11-1-2 | DNP | 12-1-0 | 0-1-0 | 14-3-1 | 1-4-1 | 23-5-2 | DND-Susp. | 5-4-3 | 15-13-0 | DNP |
| vs. Louisiana ^ (11/19/18) | DND-Transfer | 0-0-2 | DNP | 8-2-4 | DNP | 17-10-3 | 0-1-2 | 8-0-0 | 2-4-2 | 14-4-1 | DND-Susp. | 17-5-0 | 7-9-0 | DNP |
| at Fla. Gulf Coast ^ (11/20/18) | DND-Transfer | DNP | DNP | 17-4-4 | DNP | 11-1-1 | 0-2-1 | 17-1-1 | 0-2-1 | 9-7-4 | DND-Susp. | 12-4-1 | 16-9-2 | DNP |
| vs. South Dakota St.^ (11/21/18) | DND-Transfer | DNP | DNP | 5-4-0 | DNP | 5-6-0 | DNP | 20-4-2 | 2-1-0 | 17-4-2 | 11-7-0 | 2-1-1 | 3-11-1 | DNP |
| Southern Illinois (11/27/18) | DND-Transfer | 2-1-1 | DNP | 10-1-1 | DNP | 0-1-0 | DND-Inj. | 15-1-4 | DNP | 12-3-3 | 15-2-2 | 5-2-2 | 8-3-2 | DNP |
| at Colorado (12/1/18) | DND-Transfer | 0-0-0 | DNP | 3-1-4 | DNP | 4-1-0 | DNP | 14-3-0 | DNP | 17-6-3 | 21-3-1 | 6-2-1 | 15-12-2 | DNP |
| Arkansas (12/5/18) | DND-Transfer | 0-4-1 | DNP | 16-2-2 | DNP | 0-0-0 | DNP | 13-2-0 | DNP | 16-5-1 | 7-3-8 | 10-2-1 | 12-11-3 | DNP |
| Sam Houston St. (12/8/18) | DND-Transfer | 0-2-1 | DNP | 8-3-1 | DNP | 4-1-1 | DND-Inj. | 10-6-2 | DNP | 23-4-1 | 0-3-2 | 6-3-0 | 20-19-1 | DNP |
| South Dakota (12/16/18) | | | | | | | | | | | | | | |
| at Long Beach St. (12/30/18) | | | | | | | | | | | | | | |
| at UNLV* (1/2/19) | | | | | | | | | | | | | | |
| at Fresno State* (1/5/19) | | | | | | | | | | | | | | |
| Air Force* (1/8/19) | | | | | | | | | | | | | | |
| New Mexico* (1/12/19) | | | | | | | | | | | | | | |
| at Utah State* (1/19/19) | | | | | | | | | | | | | | |
| at Nevada* (1/23/19) | | | | | | | | | | | | | | |
| Fresno State* (1/26/19) | | | | | | | | | | | | | | |
| Boise State* (1/29/19) | | | | | | | | | | | | | | |
| at Air Force* (2/2/19) | | | | | | | | | | | | | | |
| Nevada* (2/6/19) | | | | | | | | | | | | | | |
| at Wyoming* (2/9/19) | | | | | | | | | | | | | | |
| San Diego State* (2/12/19) | | | | | | | | | | | | | | |
| at San Jose State* (2/20/19) | | | | | | | | | | | | | | |
| Wyoming* (2/23/19) | | | | | | | | | | | | | | |
| at Boise State* (2/27/19) | | | | | | | | | | | | | | |
| at New Mexico* (3/2/19) | | | | | | | | | | | | | | |
| Utah State* (3/5/19) | | | | | | | | | | | | | | |
| UNLV* (3/9/19) | | | | | | | | | | | | | | |
| MW Tournament (3/13/19) | | | | | | | | | | | | | | |



2017-18 TEAM GAME-BY-GAME STATISTICS

| Opponent | Date | Score | W/L | TOTAL | | | 3-PTS | | | FREE THROWS | | | REBOUNDS | | | | | | | | | | | |
|-------------------------|----------|--------|-----|-------|-----|------|-------|-----|------|-------------|-----|------|----------|-----|-----|------|----|----|----|-----|-----|-----|-------|--|
| | | | | FG | FGA | Pct | 3FG | FGA | Pct | FT | FTA | Pct | Off | Def | Tot | Avg | PF | A | TO | Blk | Stl | Pts | Avg | |
| Colorado State | 11/7/18 | 100-66 | W | 34 | 65 | .523 | 16 | 31 | .516 | 16 | 20 | .800 | 15 | 34 | 49 | 49.0 | 10 | 21 | 7 | 2 | 5 | 100 | 100.0 | |
| Colorado Christian^ | | | | 20 | 58 | .345 | 14 | 28 | .500 | 12 | 15 | .800 | 7 | 18 | 25 | 25.0 | 14 | 11 | 8 | 0 | 3 | 66 | 66.0 | |
| Colorado State | 11/10/18 | 92-67 | W | 27 | 50 | .540 | 12 | 23 | .522 | 26 | 30 | .867 | 8 | 27 | 35 | 42.0 | 18 | 21 | 8 | 1 | 3 | 92 | 96.0 | |
| Ark.-Pine Bluff | | | | 22 | 58 | .379 | 5 | 19 | .263 | 18 | 27 | .667 | 14 | 18 | 32 | 28.5 | 26 | 9 | 8 | 0 | 3 | 67 | 66.5 | |
| Colorado State | 11/14/18 | 81-77 | W | 27 | 62 | .435 | 6 | 30 | .200 | 21 | 28 | .750 | 11 | 22 | 33 | 39.0 | 16 | 9 | 7 | 1 | 8 | 81 | 91.0 | |
| Montana State | | | | 27 | 58 | .466 | 14 | 35 | .400 | 9 | 13 | .692 | 9 | 26 | 35 | 30.7 | 26 | 14 | 15 | 1 | 3 | 77 | 70.0 | |
| Colorado State | 11/19/18 | 73-91 | L | 29 | 65 | .446 | 8 | 24 | .333 | 7 | 11 | .636 | 13 | 25 | 38 | 38.8 | 19 | 14 | 20 | 2 | 9 | 73 | 86.5 | |
| vs. Louisiana ^ | | | | 27 | 56 | .482 | 13 | 29 | .448 | 24 | 30 | .800 | 6 | 25 | 31 | 30.8 | 17 | 17 | 16 | 6 | 12 | 91 | 75.2 | |
| Colorado State | 11/20/18 | 82-74 | W | 31 | 52 | .596 | 7 | 17 | .412 | 13 | 21 | .619 | 4 | 27 | 31 | 37.2 | 20 | 15 | 15 | 2 | 9 | 82 | 85.6 | |
| at Florida Gulf Coast ^ | | | | 27 | 59 | .458 | 7 | 28 | .250 | 13 | 20 | .650 | 9 | 21 | 30 | 30.6 | 18 | 10 | 14 | 2 | 7 | 74 | 75.0 | |
| Colorado State | 11/21/18 | 65-78 | L | 24 | 66 | .364 | 8 | 36 | .222 | 9 | 16 | .563 | 13 | 29 | 42 | 38.0 | 16 | 6 | 8 | 4 | 1 | 65 | 82.2 | |
| vs. South Dakota St. ^ | | | | 29 | 62 | .468 | 11 | 22 | .500 | 9 | 10 | .900 | 5 | 34 | 39 | 32.0 | 16 | 10 | 6 | 0 | 2 | 78 | 75.5 | |
| Colorado State | 11/27/18 | 67-82 | L | 25 | 49 | .510 | 10 | 23 | .435 | 7 | 13 | .538 | 2 | 15 | 17 | 35.0 | 9 | 15 | 10 | 1 | 3 | 67 | 80.0 | |
| Southern Illinois | | | | 34 | 59 | .576 | 9 | 24 | .375 | 5 | 6 | .833 | 10 | 24 | 34 | 32.3 | 16 | 23 | 8 | 0 | 5 | 82 | 76.4 | |
| Colorado State | 12/1/18 | 80-86 | L | 30 | 58 | .517 | 10 | 23 | .435 | 10 | 16 | .625 | 3 | 26 | 29 | 34.2 | 21 | 11 | 12 | 1 | 6 | 80 | 80.0 | |
| at Colorado | | | | 33 | 70 | .471 | 6 | 21 | .286 | 14 | 18 | .778 | 12 | 28 | 40 | 33.2 | 15 | 17 | 8 | 2 | 2 | 86 | 77.6 | |
| Colorado State | 12/5/18 | 74-98 | L | 21 | 54 | .389 | 11 | 23 | .478 | 21 | 30 | .700 | 8 | 24 | 32 | 34.0 | 15 | 16 | 9 | 1 | 4 | 74 | 79.3 | |
| Arkansas | | | | 38 | 73 | .521 | 14 | 28 | .500 | 8 | 14 | .571 | 15 | 31 | 46 | 34.7 | 22 | 28 | 7 | 6 | 8 | 98 | 79.9 | |
| Colorado State | 12/8/18 | 71-65 | W | 22 | 52 | .423 | 5 | 21 | .238 | 22 | 28 | .786 | 13 | 29 | 42 | 34.8 | 12 | 9 | 16 | 2 | 7 | 71 | 78.5 | |
| Sam Houston State | | | | 24 | 66 | .364 | 10 | 27 | .370 | 7 | 10 | .700 | 14 | 20 | 34 | 34.6 | 25 | 11 | 13 | 2 | 10 | 65 | 78.4 | |
| Colorado State | 12/16/18 | | | | | | | | | | | | | | | | | | | | | | | |
| South Dakota | | | | | | | | | | | | | | | | | | | | | | | | |
| Colorado State | 12/30/18 | | | | | | | | | | | | | | | | | | | | | | | |
| at Long Beach State | | | | | | | | | | | | | | | | | | | | | | | | |
| Colorado State | 1/2/19 | | | | | | | | | | | | | | | | | | | | | | | |
| at UNLV* | | | | | | | | | | | | | | | | | | | | | | | | |
| Colorado State | 1/5/19 | | | | | | | | | | | | | | | | | | | | | | | |
| at Fresno State* | | | | | | | | | | | | | | | | | | | | | | | | |
| Colorado State | 1/8/19 | | | | | | | | | | | | | | | | | | | | | | | |
| Air Force* | | | | | | | | | | | | | | | | | | | | | | | | |
| Colorado State | 1/12/19 | | | | | | | | | | | | | | | | | | | | | | | |
| New Mexico* | | | | | | | | | | | | | | | | | | | | | | | | |
| Colorado State | 1/19/19 | | | | | | | | | | | | | | | | | | | | | | | |
| at Utah State* | | | | | | | | | | | | | | | | | | | | | | | | |
| Colorado State | 1/23/19 | | | | | | | | | | | | | | | | | | | | | | | |
| at Nevada* | | | | | | | | | | | | | | | | | | | | | | | | |
| Colorado State | 1/26/19 | | | | | | | | | | | | | | | | | | | | | | | |
| Fresno State* | | | | | | | | | | | | | | | | | | | | | | | | |
| Colorado State | 1/29/19 | | | | | | | | | | | | | | | | | | | | | | | |
| Boise State* | | | | | | | | | | | | | | | | | | | | | | | | |
| Colorado State | 2/2/19 | | | | | | | | | | | | | | | | | | | | | | | |
| at Air Force* | | | | | | | | | | | | | | | | | | | | | | | | |
| Colorado State | 2/6/19 | | | | | | | | | | | | | | | | | | | | | | | |
| Nevada* | | | | | | | | | | | | | | | | | | | | | | | | |
| Colorado State | 2/9/19 | | | | | | | | | | | | | | | | | | | | | | | |
| at Wyoming* | | | | | | | | | | | | | | | | | | | | | | | | |
| Colorado State | 2/12/19 | | | | | | | | | | | | | | | | | | | | | | | |
| San Diego State* | | | | | | | | | | | | | | | | | | | | | | | | |
| Colorado State | 2/20/19 | | | | | | | | | | | | | | | | | | | | | | | |
| at San Jose State* | | | | | | | | | | | | | | | | | | | | | | | | |
| Colorado State | 2/23/19 | | | | | | | | | | | | | | | | | | | | | | | |
| Wyoming* | | | | | | | | | | | | | | | | | | | | | | | | |
| Colorado State | 2/27/19 | | | | | | | | | | | | | | | | | | | | | | | |
| at Boise State* | | | | | | | | | | | | | | | | | | | | | | | | |
| Colorado State | 3/2/19 | | | | | | | | | | | | | | | | | | | | | | | |
| at New Mexico* | | | | | | | | | | | | | | | | | | | | | | | | |
| Colorado State | 3/5/19 | | | | | | | | | | | | | | | | | | | | | | | |
| Utah State* | | | | | | | | | | | | | | | | | | | | | | | | |
| Colorado State | 3/9/19 | | | | | | | | | | | | | | | | | | | | | | | |
| UNLV* | | | | | | | | | | | | | | | | | | | | | | | | |
| Colorado State | 3/13/19 | | | | | | | | | | | | | | | | | | | | | | | |
| MW Tournament | | | | | | | | | | | | | | | | | | | | | | | | |
| | | | | | | | | | | | | | | | | | | | | | | | | |
| | | | | | | | | | | | | | | | | | | | | | | | | |
| | | | | | | | | | | | | | | | | | | | | | | | | |
| | | | | | | | | | | | | | | | | | | | | | | | | |
| | | | | | | | | | | | | | | | | | | | | | | | | |
| | | | | | | | | | | | | | | | | | | | | | | | | |
| | | | | | | | | | | | | | | | | | | | | | | | | |
| | | | | | | | | | | | | | | | | | | | | | | | | |
| | | | | | | | | | | | | | | | | | | | | | | | | |
| | | | | | | | | | | | | | | | | | | | | | | | | |
| | | | | | | | | | | | | | | | | | | | | | | | | |
| | | | | | | | | | | | | | | | | | | | | | | | | |
| | | | | | | | | | | | | | | | | | | | | | | | | |
| | | | | | | | | | | | | | | | | | | | | | | | | |
| | | | | | | | | | | | | | | | | | | | | | | | | |
| | | | | | | | | | | | | | | | | | | | | | | | | |
| | | | | | | | | | | | | | | | | | | | | | | | | |
| | | | | | | | | | | | | | | | | | | | | | | | | |



The Last Time The Rams Had...

Player score 25 points:

Kendle Moore (26), vs. Colorado Christian, Nov. 7, 2018

Player score 30 points:

Prentiss Nixon (31), at Arkansas, Dec. 5, 2017

Player score 35 points:

Gian Clavell (37), at San Diego State, Jan. 28, 2017

Player score 40 points:

Marcus Walker (43), vs. Tennessee State; Nov. 17, 2007

Player grab 15 rebounds:

Nico Carvacho (19), vs. Sam Houston State, Dec. 8, 2018

Player grab 20 rebounds:

Nico Carvacho (20), vs. San Jose State, Feb. 10, 2018

Player record a double-double:

Nico Carvacho (20p, 19r) vs. Sam Houston State, Dec. 8, 2018

Two players record a double-double:

Nico Carvacho (13p, 14r), Prentiss Nixon (27p, 10r), at Nevada, Feb. 25, 2018

A player record a triple-double:

Never

A player dish out 10 assists:

John Gillon (11) vs. Nevada; Jan. 14, 2015

A player block 10 shots:

Never

A player collect five steals:

Kendle Moore (5), at Florida Gulf Coast, Nov. 20, 2018

A player hit five+ three-point baskets:

Anthony Masinton-Bonner (6-7), vs. Colorado Christian, Nov. 7, 2018

A player make 10 free throws:

Che Bob (10-12), at Utah State, Jan. 10, 2018

Two players score 20 points in a game:

J.D. Paige (23) and Nico Carvacho (20), vs. Sam Houston State, Dec. 8, 2018

Three players score 20 points in a game:

Colton Iverson (26), Wes Eikmeier (22) and Dorian Green (20) vs. New Mexico; Feb. 23, 2013

A player hit a last-second shot to win a game:

Prentiss Nixon, vs. Long Beach State (W, 68-66), Dec. 23, 2017

Two players grab 10 rebounds in a game:

Nico Carvacho (14), Prentiss Nixon (10) , at Nevada, Feb. 25, 2018

Three players grab 10 rebounds in a game:

Emmanuel Omogbo (11), Gian Clavell (10), Nico Carvacho (10) vs San Diego State, Feb. 25, 2017

Five players score in double figures:

Kendle Moore (16), J.D. Paige (16), Anthony Masinton-Bonner (13), Nico Carvacho (12), Adam Thistlewood (10), vs. Arkansas, Dec. 5, 2018

Six players score in double figures:

Nico Carvacho (18), J.D. Paige (14), Adam Thistlewood (14), Anthony Masinton-Bonner (13), Lorenzo Jenkins (10) and Kendle Moore (10), vs. Arkansas-Pine Bluff, Nov. 10, 2018

Seven players score in double figures:

vs. Fort Lewis; 1991-92

A player play an entire game:

Nico Carvacho (40 min.), vs. Utah State, March 7, 2018

The Last Time CSU...

Scored 100 points or more:

Nov. 7, 2018 -- CSU 100, Colorado Christian 66

Scored less than 50 points:

Nov. 20, 2016 - Stanford 56, CSU 49

Scored less than 50 points and won:

Dec. 5, 2007; CSU 44 , Denver 40

Allowed 100 points:

Feb. 28, 2017; New Mexico 108, Colorado State 87

Held an opponent to less than 40 points:

Nov. 21, 1999; CSU 73, Seattle University 31

Held an opponent to less than 50 points:

Feb. 4, 2017; CSU 69, UNLV 49

Had 50 rebounds:

Jan. 31, 2018, vs. Wyoming (51)

Had 30 assists:

Dec. 28, 1992, vs. Fort Lewis (30)

Had 10 steals:

Nov. 24, 2017, vs. Northwestern State (10)

Held an opponent to less than 25% shooting:

Jan. 17, 2015, at San José State (20.8)

Shot better than 70% from the field:

Dec. 15, 2001, vs. Denver (.710)

Shot under 30% from the field:

Nov. 20, 2016, at Stanford (14-47, .298)

Shot better than 90% from the free throw line:

Dec. 27, 2017, at Boise State (15-16, .938)

Attempted 40 free throws:

Feb. 10, 2016, vs. Boise State (30-41, .732)

Made 10 3-Pointers:

Dec. 5, 2018, vs. Arkansas (11-23, .478)

Won an overtime game:

Feb. 10, 2016, vs. Boise State, 97-93 (2ot)

Lost an overtime game:

Jan. 31, 2018, vs. Wyoming, L, 86-91 (2ot)

Played a double-overtime game:

Jan. 31, 2018, vs. Wyoming, L, 86-91 (2ot)

Played a triple-overtime game:

Feb. 2, 1988; Air Force 71, CSU 67

Defeated a Top 25 Team:

Jan. 19, 2013; CSU 66, #RV/23 UNLV 61

Had a 30-point win:

Nov. 7, 2018; CSU 100, Colorado Christian 66

Had a 40-point win:

Nov. 15, 2012; CSU 93, Chadron State 50

Had a 50-point win:

Jan. 14, 2015; CSU 98, Nevada 42

Won Back-to-Back Road Games:

Dec. 30, 2017 at San Jose State (59-52); Jan. 10, 2018 at Utah State (84-75),

Jan. 13, 2018 at Wyoming (78-73)

Had a Double-Figure Victory Over MW Team:

Feb. 10, 2018, vs. San Jose State (W, 90-79)



Colorado State - TEAM GAME HIGHS

| | |
|-----------------------|--|
| POINTS | 100..... COLORADO CHRISTIAN (11/7/18) |
| | 92..... ARKANSAS-PINE BLUFF (11/10/18) |
| | 82..... at Florida Gulf Coast (11/20/18) |
| | 81..... MONTANA STATE (11/14/18) |
| | 80..... at Colorado (12/01/18) |
| FIELD GOALS MADE | 34..... COLORADO CHRISTIAN (11/7/18) |
| | 31..... at Florida Gulf Coast (11/20/18) |
| FIELD GOAL ATTEMPTS | 66..... vs South Dakota St. (11/21/18) |
| | 65..... vs Louisiana (11/19/18) |
| | 65..... COLORADO CHRISTIAN (11/7/18) |
| FIELD GOAL PERCENTAGE | .596 (31-52)..... at Florida Gulf Coast (11/20/18) |
| | .540 (27-50)..... ARKANSAS-PINE BLUFF (11/10/18) |
| 3 PT FIELD GOALS MADE | 16..... COLORADO CHRISTIAN (11/7/18) |
| | 12..... ARKANSAS-PINE BLUFF (11/10/18) |
| 3 PT FG ATTEMPTS | 36..... vs South Dakota St. (11/21/18) |
| | 31..... COLORADO CHRISTIAN (11/7/18) |
| 3 PT FG PERCENTAGE | .522 (12-23)..... ARKANSAS-PINE BLUFF (11/10/18) |
| | .516 (16-31)..... COLORADO CHRISTIAN (11/7/18) |
| FREE THROWS MADE | 26..... ARKANSAS-PINE BLUFF (11/10/18) |
| | 22..... SAM HOUSTON STATE (12/8/18) |
| FREE THROW ATTEMPTS | 30..... ARKANSAS (12/5/18) |
| | 30..... ARKANSAS-PINE BLUFF (11/10/18) |
| FREE THROW PERCENTAGE | .867 (26-30)..... ARKANSAS-PINE BLUFF (11/10/18) |
| | .800 (16-20)..... COLORADO CHRISTIAN (11/7/18) |
| REBOUNDS | 49..... COLORADO CHRISTIAN (11/7/18) |
| | 42..... SAM HOUSTON STATE (12/8/18) |
| | 42..... vs South Dakota St. (11/21/18) |
| ASSISTS | 21..... ARKANSAS-PINE BLUFF (11/10/18) |
| | 21..... COLORADO CHRISTIAN (11/7/18) |
| STEALS | 9..... at Florida Gulf Coast (11/20/18) |
| | 9..... vs Louisiana (11/19/18) |
| BLOCKED SHOTS | 4..... vs South Dakota St. (11/21/18) |
| | 2..... SAM HOUSTON STATE (12/8/18) |
| | 2..... at Florida Gulf Coast (11/20/18) |
| | 2..... vs Louisiana (11/19/18) |
| | 2..... COLORADO CHRISTIAN (11/7/18) |
| TURNOVERS | 20..... vs Louisiana (11/19/18) |
| | 16..... SAM HOUSTON STATE (12/8/18) |
| FOULS | 21..... at Colorado (12/01/18) |
| | 20..... at Florida Gulf Coast (11/20/18) |

Opponent - GAME HIGHS

| | |
|-----------------------|--|
| POINTS | 98..... ARKANSAS (12/5/18) |
| | 91..... vs Louisiana (11/19/18) |
| | 86..... at Colorado (12/01/18) |
| | 82..... SOUTHERN ILLINOIS (11/27/18) |
| | 78..... vs South Dakota St. (11/21/18) |
| FIELD GOALS MADE | 38..... ARKANSAS (12/5/18) |
| | 34..... SOUTHERN ILLINOIS (11/27/18) |
| FIELD GOAL ATTEMPTS | 73..... ARKANSAS (12/5/18) |
| | 70..... at Colorado (12/01/18) |
| FIELD GOAL PERCENTAGE | .576 (34-59)..... SOUTHERN ILLINOIS (11/27/18) |
| | .521 (38-73)..... ARKANSAS (12/5/18) |
| 3 PT FIELD GOALS MADE | 14..... ARKANSAS (12/5/18) |
| | 14..... MONTANA STATE (11/14/18) |
| | 14..... COLORADO CHRISTIAN (11/7/18) |
| 3 PT FG ATTEMPTS | 35..... MONTANA STATE (11/14/18) |
| | 29..... vs Louisiana (11/19/18) |
| 3 PT FG PERCENTAGE | .500 (14-28)..... ARKANSAS (12/5/18) |
| | .500 (14-28)..... COLORADO CHRISTIAN (11/7/18) |
| | .500 (11-22)..... vs South Dakota St. (11/21/18) |
| FREE THROWS MADE | 24..... vs Louisiana (11/19/18) |
| | 18..... ARKANSAS-PINE BLUFF (11/10/18) |
| FREE THROW ATTEMPTS | 30..... vs Louisiana (11/19/18) |
| | 27..... ARKANSAS-PINE BLUFF (11/10/18) |
| FREE THROW PERCENTAGE | .900 (9-10)..... vs South Dakota St. (11/21/18) |
| | .833 (5-6)..... SOUTHERN ILLINOIS (11/27/18) |
| REBOUNDS | 46..... ARKANSAS (12/5/18) |
| | 40..... at Colorado (12/01/18) |
| ASSISTS | 28..... ARKANSAS (12/5/18) |
| | 23..... SOUTHERN ILLINOIS (11/27/18) |
| STEALS | 12..... vs Louisiana (11/19/18) |
| | 10..... SAM HOUSTON STATE (12/8/18) |
| BLOCKED SHOTS | 6..... ARKANSAS (12/5/18) |
| | 6..... vs Louisiana (11/19/18) |
| TURNOVERS | 16..... vs Louisiana (11/19/18) |
| | 15..... MONTANA STATE (11/14/18) |
| | 26..... MONTANA STATE (11/14/18) |
| | 26..... ARKANSAS-PINE BLUFF (11/10/18) |

Colorado State - TEAM GAME LOWS

| | |
|-----------------------|--|
| POINTS | 65..... vs South Dakota St. (11/21/18) |
| | 67..... SOUTHERN ILLINOIS (11/27/18) |
| | 71..... SAM HOUSTON STATE (12/8/18) |
| | 73..... vs Louisiana (11/19/18) |
| | 74..... ARKANSAS (12/5/18) |
| FIELD GOALS MADE | 21..... ARKANSAS (12/5/18) |
| | 22..... SAM HOUSTON STATE (12/8/18) |
| FIELD GOAL ATTEMPTS | 49..... SOUTHERN ILLINOIS (11/27/18) |
| | 50..... ARKANSAS-PINE BLUFF (11/10/18) |
| FIELD GOAL PERCENTAGE | .364 (24-66)..... vs South Dakota St. (11/21/18) |
| | .389 (21-54)..... ARKANSAS (12/5/18) |
| 3 PT FIELD GOALS MADE | 5..... SAM HOUSTON STATE (12/8/18) |
| | 6..... MONTANA STATE (11/14/18) |
| 3 PT FG ATTEMPTS | 17..... at Florida Gulf Coast (11/20/18) |
| | 21..... SAM HOUSTON STATE (12/8/18) |
| 3 PT FG PERCENTAGE | .200 (6-30)..... MONTANA STATE (11/14/18) |
| | .222 (8-36)..... vs South Dakota St. (11/21/18) |
| FREE THROWS MADE | 7..... vs Louisiana (11/19/18) |
| | 7..... SOUTHERN ILLINOIS (11/27/18) |
| FREE THROW ATTEMPTS | 11..... vs Louisiana (11/19/18) |
| | 13..... SOUTHERN ILLINOIS (11/27/18) |
| FREE THROW PERCENTAGE | .538 (7-13)..... SOUTHERN ILLINOIS (11/27/18) |
| | .563 (9-16)..... vs South Dakota St. (11/21/18) |
| REBOUNDS | 17..... SOUTHERN ILLINOIS (11/27/18) |
| | 29..... at Colorado (12/01/18) |
| ASSISTS | 6..... vs South Dakota St. (11/21/18) |
| | 9..... MONTANA STATE (11/14/18) |
| | 9..... SAM HOUSTON STATE (12/8/18) |
| STEALS | 1..... vs South Dakota St. (11/21/18) |
| | 3..... ARKANSAS-PINE BLUFF (11/10/18) |
| | 3..... SOUTHERN ILLINOIS (11/27/18) |
| BLOCKED SHOTS | 1..... ARKANSAS-PINE BLUFF (11/10/18) |
| | 1..... MONTANA STATE (11/14/18) |
| | 1..... SOUTHERN ILLINOIS (11/27/18) |
| | 1..... at Colorado (12/01/18) |
| | 1..... ARKANSAS (12/5/18) |
| TURNOVERS | 7..... COLORADO CHRISTIAN (11/7/18) |
| | 7..... MONTANA STATE (11/14/18) |
| FOULS | 9..... SOUTHERN ILLINOIS (11/27/18) |
| | 10..... COLORADO CHRISTIAN (11/7/18) |

Opponent - GAME LOWS

| | |
|-----------------------|--|
| POINTS | 65..... SAM HOUSTON STATE (12/8/18) |
| | 66..... COLORADO CHRISTIAN (11/7/18) |
| | 67..... ARKANSAS-PINE BLUFF (11/10/18) |
| | 74..... at Florida Gulf Coast (11/20/18) |
| | 77..... MONTANA STATE (11/14/18) |
| FIELD GOALS MADE | 20..... COLORADO CHRISTIAN (11/7/18) |
| | 22..... ARKANSAS-PINE BLUFF (11/10/18) |
| FIELD GOAL ATTEMPTS | 56..... vs Louisiana (11/19/18) |
| | 58..... COLORADO CHRISTIAN (11/7/18) |
| | 58..... ARKANSAS-PINE BLUFF (11/10/18) |
| | 58..... MONTANA STATE (11/14/18) |
| FIELD GOAL PERCENTAGE | .345 (20-58)..... COLORADO CHRISTIAN (11/7/18) |
| | .364 (24-66)..... SAM HOUSTON STATE (12/8/18) |
| 3 PT FIELD GOALS MADE | 5..... ARKANSAS-PINE BLUFF (11/10/18) |
| | 6..... at Colorado (12/01/18) |
| 3 PT FG ATTEMPTS | 19..... ARKANSAS-PINE BLUFF (11/10/18) |
| | 21..... at Colorado (12/01/18) |
| 3 PT FG PERCENTAGE | .250 (7-28)..... at Florida Gulf Coast (11/20/18) |
| | .263 (5-19)..... ARKANSAS-PINE BLUFF (11/10/18) |
| FREE THROWS MADE | 5..... SOUTHERN ILLINOIS (11/27/18) |
| | 7..... SAM HOUSTON STATE (12/8/18) |
| FREE THROW ATTEMPTS | 6..... SOUTHERN ILLINOIS (11/27/18) |
| | 10..... vs South Dakota St. (11/21/18) |
| | 10..... SAM HOUSTON STATE (12/8/18) |
| FREE THROW PERCENTAGE | .571 (8-14)..... ARKANSAS (12/5/18) |
| | .650 (13-20)..... at Florida Gulf Coast (11/20/18) |
| REBOUNDS | 25..... COLORADO CHRISTIAN (11/7/18) |
| | 30..... at Florida Gulf Coast (11/20/18) |
| ASSISTS | 9..... ARKANSAS-PINE BLUFF (11/10/18) |
| | 10..... at Florida Gulf Coast (11/20/18) |
| | 10..... vs South Dakota St. (11/21/18) |
| STEALS | 2..... vs South Dakota St. (11/21/18) |
| | 2..... at Colorado (12/01/18) |
| | 0..... four times |
| BLOCKED SHOTS | 6..... vs South Dakota St. (11/21/18) |
| TURNOVERS | 7..... ARKANSAS (12/5/18) |
| | 14..... COLORADO CHRISTIAN (11/7/18) |
| FOULS | 15..... at Colorado (12/01/18) |



GAME 11 - SOUTH DAKOTA

Colorado State - INDIVIDUAL GAME HIGHS

| | |
|--------------------------|---|
| Points | 26.....MOORE,Kendle vs Colorado Christian (11/7/18) |
| | 23.....PAIGE,J.D. vs Sam Houston State (12/8/18) |
| | 23.....PAIGE,J.D. vs Montana State (11/14/18) |
| | 22.....MASINTON-BONNER,A. vs Colorado Christian (11/7/18) |
| | 21.....MARTIN,Kris at Colorado (12/01/18) |
| Field Goals Made | 9.....PAIGE,J.D. vs Montana State (11/14/18) |
| | 9.....MOORE,Kendle vs Colorado Christian (11/7/18) |
| Field Goal Att. | 16.....PAIGE,J.D. vs Montana State (11/14/18) |
| | 15.....JENKINS,Lorenzo vs Colorado Christian (11/7/18) |
| FG Pct (min 5 made) | .889 (8-9).....MASINTON-BONNER,A. vs Colorado Christian (11/7/18) |
| | .818 (9-11).....MOORE,Kendle vs Colorado Christian (11/7/18) |
| 3-Point FG Made | 6.....MASINTON-BONNER,A. vs Colorado Christian (11/7/18) |
| | 4.....PAIGE,J.D. vs Arkansas (12/5/18) |
| | 4.....MASINTON-BONNER,A. at Colorado (12/01/18) |
| | 4.....JENKINS,Lorenzo vs Montana State (11/14/18) |
| | 4.....PAIGE,J.D. vs Arkansas-Pine Bluff (11/10/18) |
| | 4.....MOORE,Kendle vs Colorado Christian (11/7/18) |
| 3-Point FG Att. | 8.....PAIGE,J.D. vs South Dakota St. (11/21/18) |
| | 7.....MASINTON-BONNER,A. vs Sam Houston State (12/8/18) |
| | 7.....PAIGE,J.D. vs Arkansas (12/5/18) |
| | 7.....MOORE,Kendle vs South Dakota St. (11/21/18) |
| | 7.....PAIGE,J.D. vs Montana State (11/14/18) |
| | 7.....MASINTON-BONNER,A. vs Arkansas-Pine Bluff (11/10/18) |
| | 7.....JENKINS,Lorenzo vs Colorado Christian (11/7/18) |
| | 7.....MASINTON-BONNER,A. vs Colorado Christian (11/7/18) |
| 3-Pt FG Pct (min 2 made) | 1.000 (2-2).....MOORE,Kendle vs Arkansas (12/5/18) |
| | 1.000 (2-2).....MOORE,Kendle vs Southern Illinois (11/27/18) |
| Free Throws Made | 9.....THISTLEWOOD,Adam vs Arkansas-Pine Bluff (11/10/18) |
| | 8.....PAIGE,J.D. vs Sam Houston State (12/8/18) |
| Free Throw Att. | 10.....PAIGE,J.D. vs Sam Houston State (12/8/18) |
| | 10.....CARVACHO,Nico vs Arkansas (12/5/18) |
| | 10.....THISTLEWOOD,Adam vs Arkansas-Pine Bluff (11/10/18) |
| FT Pct (min 3 made) | 1.000 (7-7).....MOORE,Kendle vs Montana State (11/14/18) |
| | 1.000 (4-4).....MOORE,Kendle vs Sam Houston State (12/8/18) |
| | 1.000 (4-4).....PAIGE,J.D. vs Arkansas (12/5/18) |
| | 1.000 (4-4).....MOORE,Kendle vs Arkansas (12/5/18) |
| | 1.000 (4-4).....BERWICK,Robbie vs Arkansas-Pine Bluff (11/10/18) |
| | 1.000 (4-4).....THISTLEWOOD,Adam vs Colorado Christian (11/7/18) |
| | 1.000 (3-3).....THISTLEWOOD,Adam vs Louisiana (11/19/18) |
| | 1.000 (3-3).....RYAN,Logan vs Arkansas-Pine Bluff (11/10/18) |
| Rebounds | 19.....CARVACHO,Nico vs Sam Houston State (12/8/18) |
| | 15.....CARVACHO,Nico vs Colorado Christian (11/7/18) |
| Assists | 8.....MARTIN,Kris vs Arkansas (12/5/18) |
| | 6.....PAIGE,J.D. vs Arkansas-Pine Bluff (11/10/18) |
| | 6.....BERWICK,Robbie vs Colorado Christian (11/7/18) |
| Steals | 5.....MOORE,Kendle at Florida Gulf Coast (11/20/18) |
| | 3.....MOORE,Kendle vs Sam Houston State (12/8/18) |
| | 3.....MOORE,Kendle at Colorado (12/01/18) |
| | 3.....MASINTON-BONNER,A. vs Montana State (11/14/18) |
| Blocked Shots | 2.....THISTLEWOOD,Adam vs South Dakota St. (11/21/18) |
| | 2.....TYSON,Zo vs Louisiana (11/19/18) |
| Turnovers | 6.....MOORE,Kendle vs Louisiana (11/19/18) |
| | 4.....MARTIN,Kris vs Sam Houston State (12/8/18) |
| | 4.....CARVACHO,Nico at Colorado (12/01/18) |
| | 4.....CARVACHO,Nico vs Southern Illinois (11/27/18) |
| | 4.....MOORE,Kendle at Florida Gulf Coast (11/20/18) |
| Fouls | 5.....CARVACHO,Nico vs Arkansas (12/5/18) |
| | 5.....CARVACHO,Nico at Florida Gulf Coast (11/20/18) |
| Minutes | 37.....PAIGE,J.D. vs Sam Houston State (12/8/18) |
| | 36.....CARVACHO,Nico vs Sam Houston State (12/8/18) |
| | 36.....CARVACHO,Nico at Colorado (12/01/18) |
| | 35.....MARTIN,Kris vs Arkansas (12/5/18) |
| | 35.....PAIGE,J.D. vs South Dakota St. (11/21/18) |
| | 35.....MOORE,Kendle vs Louisiana (11/19/18) |
| | 35.....MOORE,Kendle vs Montana State (11/14/18) |
| | 35.....PAIGE,J.D. vs Montana State (11/14/18) |

Opponent - INDIVIDUAL GAME HIGHS

| | |
|--------------------------|---|
| Points | 41.....McKNIGHT,Martayeous vs Arkansas-Pine Bluff (11/10/18) |
| | 32.....JENKINS, David vs South Dakota St. (11/21/18) |
| | 30.....HALL, Tyler vs Montana State (11/14/18) |
| | 23.....BEY,Tyler at Colorado (12/01/18) |
| | 21.....HUUN,Collin vs Colorado Christian (11/7/18) |
| Field Goals Made | 13.....JENKINS, David vs South Dakota St. (11/21/18) |
| | 13.....McKNIGHT,Martayeous vs Arkansas-Pine Bluff (11/10/18) |
| Field Goal Att. | 27.....McKNIGHT,Martayeous vs Arkansas-Pine Bluff (11/10/18) |
| | 23.....JENKINS, David vs South Dakota St. (11/21/18) |
| FG Pct (min 5 made) | .833 (5-6).....EMBERY-SIMPSON, K. vs Arkansas (12/5/18) |
| | .750 (6-8).....COOK,Aaron vs Southern Illinois (11/27/18) |
| 3-Point FG Made | 7.....HALL, Tyler vs Montana State (11/14/18) |
| | 6.....HUUN,Collin vs Colorado Christian (11/7/18) |
| 3-Point FG Att. | 16.....HALL, Tyler vs Montana State (11/14/18) |
| | 10.....CASIMIR, Schadrac at Florida Gulf Coast (11/20/18) |
| | 10.....McKNIGHT,Martayeous vs Arkansas-Pine Bluff (11/10/18) |
| 3-Pt FG Pct (min 2 made) | 1.000 (2-2).....MURRELL,Tyler vs Colorado Christian (11/7/18) |
| | .800 (4-5).....EMBERY-SIMPSON, K. vs Arkansas (12/5/18) |
| Free Throws Made | 10.....McKNIGHT,Martayeous vs Arkansas-Pine Bluff (11/10/18) |
| | 9.....BEY,Tyler at Colorado (12/01/18) |
| Free Throw Att. | 11.....McKNIGHT,Martayeous vs Arkansas-Pine Bluff (11/10/18) |
| | 10.....CHEATHAM, Haanif at Florida Gulf Coast (11/20/18) |
| | 10.....DOSS,Shaun vs Arkansas-Pine Bluff (11/10/18) |
| FT Pct (min 3 made) | 1.000 (9-9).....BEY,Tyler at Colorado (12/01/18) |
| | 1.000 (4-4).....HARRIS, Marcus vs Sam Houston State (12/8/18) |
| | 1.000 (4-4).....LLOYD,Sean vs Southern Illinois (11/27/18) |
| | 1.000 (4-4).....MARQUETTI, Malik vs Louisiana (11/19/18) |
| | 1.000 (3-3).....JENKINS, David vs South Dakota St. (11/21/18) |
| | 1.000 (3-3).....HUUN,Collin vs Colorado Christian (11/7/18) |
| Rebounds | 10.....BEY,Tyler at Colorado (12/01/18) |
| | 10.....SIEWERT,Lucas at Colorado (12/01/18) |
| Assists | 12.....HARRIS, Jalen vs Arkansas (12/5/18) |
| | 11.....WRIGHT,McKinley at Colorado (12/01/18) |
| Steals | 4.....HARRIS, Jalen vs Arkansas (12/5/18) |
| | 4.....STROMAN, Marcus vs Louisiana (11/19/18) |
| Blocked Shots | 4.....GANT, JaKeenan vs Louisiana (11/19/18) |
| | 2.....FURLONG, Bubba vs Sam Houston State (12/8/18) |
| | 2.....BAILEY, Adrio vs Arkansas (12/5/18) |
| | 2.....CHANEY, Reggie vs Arkansas (12/5/18) |
| Turnovers | 6.....DELANEY, Cameron vs Sam Houston State (12/8/18) |
| | 4.....STROMAN, Marcus vs Louisiana (11/19/18) |
| | 4.....MARQUETTI, Malik vs Louisiana (11/19/18) |
| Fouls | 5.....DELANEY, Cameron vs Sam Houston State (12/8/18) |
| | 5.....ERNST, Brady at Florida Gulf Coast (11/20/18) |
| | 5.....CARLYLE, Christian at Florida Gulf Coast (11/20/18) |
| | 5.....HALL, Tyler vs Montana State (11/14/18) |
| | 5.....BLEVINS, Keljin vs Montana State (11/14/18) |
| | 5.....FREY, Harald vs Montana State (11/14/18) |
| | 5.....BANKS,Trevor vs Arkansas-Pine Bluff (11/10/18) |



Colorado State Team Game-by-Game Comparison

| Opponent | 1st | 2nd | Score | Mar | Total FG | FG Pct | 3-Pointers | 3FG Pct | Free Throws | FT Pct | Rebounds | Mar | Assist | TOver | Block | Steal | Fouls |
|-------------------------|-------|-------|--------|------|-------------|-----------|-------------|-----------|-------------|-----------|----------|------|--------|-------|-------|-------|-------|
| COLO. CHRISTIAN^ | 53/29 | 47/37 | 100-66 | +34 | 34-65/20-58 | .523/.345 | 16-31/14-28 | .516/.500 | 16-20/12-15 | .800/.800 | 49/25 | +24 | 21/11 | 7/8 | 2/0 | 5/3 | 10/14 |
| ARK.-PINE BLUFF | 47/28 | 45/39 | 92-67 | +25 | 27-50/22-58 | .540/.379 | 12-23/5-19 | .522/.263 | 26-30/18-27 | .867/.667 | 35/32 | +3 | 21/9 | 8/8 | 1/0 | 3/3 | 18/26 |
| MONTANA STATE | 34/32 | 47/45 | 81-77 | +4 | 27-62/27-58 | .435/.466 | 6-30/14-35 | .200/.400 | 21-28/9-13 | .750/.692 | 33/35 | (2) | 9/14 | 7/15 | 1/1 | 8/3 | 16/26 |
| vs. Louisiana ^ | 26/40 | 47/51 | 73-91 | (18) | 29-65/27-56 | .446/.482 | 8-24/13-29 | .333/.448 | 7-11/24-30 | .636/.800 | 38/31 | +7 | 14/17 | 20/16 | 2/6 | 9/12 | 19/17 |
| at Florida Gulf Coast ^ | 40/32 | 42/42 | 82-74 | +8 | 31-52/27-59 | .596/.458 | 7-17/7-28 | .412/.250 | 13-21/13-20 | .619/.650 | 31/30 | +1 | 15/10 | 15/14 | 2/2 | 9/7 | 20/18 |
| vs. South Dakota St. ^ | 32/48 | 33/30 | 65-78 | (13) | 24-66/29-62 | .364/.468 | 8-36/11-22 | .222/.500 | 9-16/9-10 | .563/.900 | 42/39 | +3 | 6/10 | 8/6 | 4/0 | 1/2 | 16/16 |
| SOUTHERN ILLINOIS | 40/45 | 27/37 | 67-82 | (15) | 25-49/34-59 | .510/.576 | 10-23/9-24 | .435/.375 | 7-13/5-6 | .538/.833 | 17/34 | (17) | 15/23 | 10/8 | 1/0 | 3/5 | 9/16 |
| at Colorado | 32/29 | 48/57 | 80-86 | (6) | 30-58/33-70 | .517/.471 | 10-23/6-21 | .435/.286 | 10-16/14-18 | .625/.778 | 29/40 | (11) | 11/17 | 12/8 | 1/2 | 6/2 | 21/15 |
| ARKANSAS | 33/44 | 41/54 | 74-98 | (24) | 21-54/38-73 | .389/.521 | 11-23/14-28 | .478/.500 | 21-30/8-14 | .700/.571 | 32/46 | (14) | 16/28 | 9/7 | 1/6 | 4/8 | 15/22 |
| SAM HOUSTON ST. | 33/36 | 38/29 | 71-65 | +6 | 22-52/24-66 | .423/.364 | 5-21/10-27 | .238/.370 | 22-28/7-10 | .786/.700 | 42/34 | +8 | 9/11 | 16/13 | 2/2 | 7/10 | 12/25 |
| SOUTH DAKOTA | | | | | | | | | | | | | | | | | |
| at Long Beach State | | | | | | | | | | | | | | | | | |
| at UNLV* | | | | | | | | | | | | | | | | | |
| at Fresno State* | | | | | | | | | | | | | | | | | |
| AIR FORCE* | | | | | | | | | | | | | | | | | |
| NEW MEXICO* | | | | | | | | | | | | | | | | | |
| at Utah State* | | | | | | | | | | | | | | | | | |
| at Nevada* | | | | | | | | | | | | | | | | | |
| FRESNO STATE* | | | | | | | | | | | | | | | | | |
| BOISE STATE* | | | | | | | | | | | | | | | | | |
| at Air Force* | | | | | | | | | | | | | | | | | |
| NEVADA* | | | | | | | | | | | | | | | | | |
| at Wyoming* | | | | | | | | | | | | | | | | | |
| SAN DIEGO STATE* | | | | | | | | | | | | | | | | | |
| at San Jose State* | | | | | | | | | | | | | | | | | |
| WYOMING* | | | | | | | | | | | | | | | | | |
| at Boise State* | | | | | | | | | | | | | | | | | |
| at New Mexico* | | | | | | | | | | | | | | | | | |
| UTAH STATE* | | | | | | | | | | | | | | | | | |
| UNLV* | | | | | | | | | | | | | | | | | |
| MW Tournament | | | | | | | | | | | | | | | | | |

Note: Game Totals Are Displayed In The Format Team/Opponent For Each Category

Colorado State Men's Basketball Records - Individual CSU Career History - Returners Only

| BERWICK, Robbie | | | | Total | | | 3-Point | | | F-Throw | | | Rebounds | | | | PF | FO | Ast | TO | Blk | Stl | Pts | Avg | |
|--------------------------|-----|----|------|-------|-----|-----|---------|-----|-----|---------|-----|-----|----------|-----|-----|-----|------|-----|-----|-----|-----|-----|-----|-----|------|
| Year | GP | GS | Min | Avg | FG | FGA | Pct | FG | FGA | Pct | FT | FTA | Pct | Off | Def | Tot | | | | | | | | | Avg |
| 2017-18 | 21 | 0 | 203 | 9.7 | 17 | 45 | .378 | 8 | 24 | .333 | 10 | 14 | .714 | 4 | 8 | 12 | 0.6 | 19 | 0 | 17 | 7 | 0 | 6 | 52 | 2.5 |
| 2018-19 | 5 | 0 | 65 | 13.0 | 0 | 12 | .000 | 0 | 8 | .000 | 4 | 41 | .000 | 3 | 5 | 8 | 1.6 | 4 | 0 | 10 | 5 | 0 | 0 | 4 | 0.8 |
| TOTAL | 26 | 0 | 268 | 10.3 | 17 | 57 | .298 | 8 | 32 | .250 | 14 | 18 | .778 | 7 | 13 | 20 | 0.8 | 23 | 0 | 27 | 12 | 0 | 6 | 56 | 2.2 |
| CARVACHO, Nico | | | | Total | | | 3-Point | | | F-Throw | | | Rebounds | | | | PF | FO | Ast | TO | Blk | Stl | Pts | Avg | |
| Year | GP | GS | Min | Avg | FG | FGA | Pct | FG | FGA | Pct | FT | FTA | Pct | Off | Def | Tot | | | | | | | | | Avg |
| 2016-17 | 36 | 33 | 789 | 21.9 | 72 | 134 | .537 | 1 | 3 | .333 | 50 | 84 | .595 | 85 | 120 | 205 | 5.7 | 99 | 3 | 44 | 42 | 18 | 15 | 195 | 5.4 |
| 2017-18 | 32 | 32 | 919 | 28.7 | 107 | 211 | .507 | 6 | 16 | .375 | 73 | 120 | .608 | 125 | 206 | 331 | 10.3 | 107 | 6 | 71 | 64 | 22 | 23 | 293 | 9.2 |
| 2018-19 | 10 | 10 | 287 | 28.7 | 47 | 87 | .540 | 0 | 2 | .000 | 34 | 62 | .548 | 36 | 77 | 113 | 11.3 | 32 | 2 | 16 | 22 | 5 | 6 | 128 | 12.8 |
| TOTAL | 78 | 75 | 1995 | 25.6 | 226 | 432 | .523 | 7 | 21 | .333 | 157 | 266 | .590 | 246 | 403 | 649 | 8.3 | 238 | 11 | 131 | 128 | 45 | 44 | 616 | 7.9 |
| JENKINS, Lorenzo | | | | Total | | | 3-Point | | | F-Throw | | | Rebounds | | | | PF | FO | Ast | TO | Blk | Stl | Pts | Avg | |
| Year | GP | GS | Min | Avg | FG | FGA | Pct | FG | FGA | Pct | FT | FTA | Pct | Off | Def | Tot | | | | | | | | | Avg |
| 2017-18 | 31 | 1 | 423 | 13.6 | 39 | 97 | .402 | 22 | 54 | .407 | 11 | 20 | .550 | 15 | 49 | 64 | 2.1 | 35 | 0 | 5 | 20 | 3 | 3 | 111 | 3.6 |
| 2018-19 | 10 | 8 | 198 | 19.8 | 27 | 69 | .391 | 17 | 41 | .415 | 7 | 8 | .875 | 8 | 20 | 28 | 2.8 | 10 | 0 | 7 | 8 | 4 | 7 | 78 | 7.8 |
| TOTAL | 41 | 9 | 621 | 15.1 | 66 | 166 | .398 | 39 | 95 | .411 | 18 | 28 | .643 | 23 | 69 | 92 | 2.2 | 45 | 0 | 12 | 28 | 7 | 10 | 189 | 4.6 |
| MASINTON-BONNER, Anthony | | | | Total | | | 3-Point | | | F-Throw | | | Rebounds | | | | PF | FO | Ast | TO | Blk | Stl | Pts | Avg | |
| Year | GP | GS | Min | Avg | FG | FGA | Pct | FG | FGA | Pct | FT | FTA | Pct | Off | Def | Tot | | | | | | | | | Avg |
| 2016-17 | 36 | 0 | 529 | 14.7 | 42 | 106 | .396 | 18 | 55 | .327 | 28 | 30 | .933 | 3 | 42 | 45 | 1.3 | 43 | 0 | 16 | 13 | 0 | 10 | 130 | 3.6 |
| 2017-18 | 32 | 21 | 866 | 27.1 | 99 | 221 | .448 | 41 | 95 | .432 | 46 | 56 | .821 | 8 | 78 | 86 | 2.7 | 69 | 3 | 43 | 45 | 2 | 20 | 285 | 8.9 |
| 2018-19 | 10 | 10 | 314 | 31.4 | 50 | 95 | .526 | 26 | 57 | .456 | 20 | 24 | .833 | 6 | 22 | 28 | 2.8 | 22 | 0 | 17 | 13 | 0 | 12 | 146 | 14.6 |
| TOTAL | 78 | 31 | 1709 | 21.9 | 191 | 422 | .453 | 85 | 207 | .411 | 94 | 110 | .855 | 17 | 142 | 159 | 2.0 | 134 | 3 | 76 | 71 | 2 | 42 | 561 | 7.2 |
| PAIGE,J.D. | | | | Total | | | 3-Point | | | F-Throw | | | Rebounds | | | | PF | FO | Ast | TO | Blk | Stl | Pts | Avg | |
| Year | GP | GS | Min | Avg | FG | FGA | Pct | FG | FGA | Pct | FT | FTA | Pct | Off | Def | Tot | | | | | | | | | Avg |
| 2015-16 | 34 | 1 | 573 | 16.9 | 53 | 157 | .338 | 23 | 71 | .324 | 39 | 52 | .750 | 8 | 53 | 61 | 1.8 | 58 | 0 | 46 | 31 | 7 | 12 | 168 | 4.9 |
| 2016-17 | 36 | 36 | 1171 | 32.5 | 101 | 272 | .371 | 45 | 129 | .349 | 71 | 90 | .789 | 10 | 80 | 90 | 2.5 | 77 | 3 | 91 | 66 | 23 | 32 | 318 | 8.8 |
| 2017-18 | 23 | 22 | 721 | 31.3 | 85 | 241 | .353 | 34 | 114 | .298 | 36 | 46 | .783 | 16 | 52 | 68 | 3.0 | 51 | 0 | 58 | 57 | 6 | 27 | 240 | 10.4 |
| 2018-19 | 9 | 9 | 290 | 32.2 | 53 | 106 | .500 | 18 | 44 | .409 | 21 | 26 | .808 | 2 | 40 | 42 | 4.7 | 12 | 0 | 23 | 13 | 0 | 5 | 145 | 16.1 |
| TOTAL | 102 | 68 | 2755 | 27.0 | 292 | 776 | .376 | 120 | 358 | .335 | 167 | 214 | .780 | 36 | 225 | 261 | 2.6 | 198 | 3 | 218 | 167 | 36 | 76 | 871 | 8.5 |
| RYAN, Logan | | | | Total | | | 3-Point | | | F-Throw | | | Rebounds | | | | PF | FO | Ast | TO | Blk | Stl | Pts | Avg | |
| Year | GP | GS | Min | Avg | FG | FGA | Pct | FG | FGA | Pct | FT | FTA | Pct | Off | Def | Tot | | | | | | | | | Avg |
| 2017-18 | 21 | 1 | 173 | 8.2 | 17 | 30 | .567 | 7 | 15 | .467 | 8 | 14 | .571 | 12 | 23 | 35 | 1.7 | 31 | 1 | 6 | 4 | 3 | 1 | 49 | 2.3 |
| 2018-19 | 6 | 0 | 69 | 11.5 | 6 | 10 | .600 | 0 | 1 | .000 | 4 | 5 | .800 | 4 | 12 | 16 | 2.7 | 13 | 0 | 8 | 7 | 0 | 1 | 16 | 2.7 |
| TOTAL | 27 | 1 | 242 | 9.0 | 23 | 40 | .575 | 7 | 16 | .438 | 12 | 19 | .632 | 16 | 35 | 51 | 1.9 | 44 | 1 | 14 | 11 | 3 | 2 | 65 | 2.4 |



Last Time Out - Colorado State vs. Sam Houston State -- 12/8/18

Official Basketball Box Score -- Game Totals -- Final Statistics

Sam Houston State vs Colorado State

12/8/18 2:05 pm at Fort Collins, Colo. (Moby Arena)

VISITORS: Sam Houston State 3-7

| ## | Player | | tot-fg | | 3-pt | | rebounds | | | pf | tp | a | to | blk | s | min |
|-------------|------------------|---|--------|-----|------|-----|----------|-----|----|----|-----|----|----|-----|----|-----|
| | | | fg | fga | fg | fga | ft | fta | of | de | tot | | | | | |
| 20 | MITCHELL, Kai | f | 2 | 10 | 0 | 0 | 0 | 2 | 2 | 3 | 5 | 4 | 4 | 1 | 2 | 18 |
| 00 | ALMANZA, Albert | g | 1 | 5 | 1 | 4 | 0 | 0 | 1 | 3 | 4 | 1 | 3 | 0 | 1 | 26 |
| 02 | DELANEY, Cameron | g | 4 | 5 | 2 | 3 | 0 | 1 | 3 | 3 | 6 | 5 | 10 | 2 | 6 | 26 |
| 03 | BOWIE, Chad | g | 6 | 9 | 2 | 4 | 0 | 0 | 0 | 2 | 2 | 4 | 14 | 0 | 1 | 24 |
| 22 | HARRIS, Marcus | * | 1 | 4 | 0 | 2 | 4 | 4 | 0 | 0 | 0 | 3 | 6 | 3 | 0 | 28 |
| 01 | SMITH, RJ | | 0 | 7 | 0 | 1 | 0 | 0 | 1 | 2 | 3 | 3 | 0 | 1 | 0 | 17 |
| 10 | NUTALL, Zach | | 2 | 8 | 2 | 4 | 0 | 0 | 0 | 3 | 3 | 1 | 6 | 1 | 0 | 18 |
| 13 | FURLONG, Bubba | | 4 | 6 | 1 | 1 | 1 | 1 | 4 | 3 | 7 | 2 | 10 | 0 | 3 | 19 |
| 15 | DELANEY, Josh | | 4 | 12 | 2 | 8 | 2 | 2 | 0 | 1 | 1 | 2 | 12 | 3 | 0 | 24 |
| TEAM | | | | | | | | | 3 | | 3 | | | | | |
| Totals..... | | | 24 | 66 | 10 | 27 | 7 | 10 | 14 | 20 | 34 | 25 | 65 | 11 | 13 | 200 |

TOTAL FG% 1st Half: 14-31 45.2%

2nd Half: 10-35 28.6%

Game: 36.4%

DEADBALL

3-Pt. FG% 1st Half: 5-11 45.5%

2nd Half: 5-16 31.3%

Game: 37.0%

REBOUNDS

F Throw % 1st Half: 3-3 100%

2nd Half: 4-7 57.1%

Game: 70.0%

1

HOME TEAM: Colorado State 5-5

| ## | Player | | tot-fg | | 3-pt | | rebounds | | | pf | tp | a | to | blk | s | min |
|-------------|--------------------|---|--------|-----|------|-----|----------|-----|----|----|-----|----|----|-----|----|-----|
| | | | fg | fga | fg | fga | ft | fta | of | de | tot | | | | | |
| 31 | THISTLEWOOD,Adam | f | 2 | 5 | 1 | 3 | 1 | 2 | 2 | 1 | 3 | 1 | 6 | 0 | 3 | 27 |
| 32 | CARVACHO,Nico | c | 7 | 10 | 0 | 0 | 6 | 9 | 9 | 10 | 19 | 3 | 20 | 1 | 3 | 36 |
| 03 | MOORE,Kendle | g | 2 | 5 | 0 | 2 | 4 | 4 | 1 | 2 | 3 | 3 | 8 | 1 | 1 | 33 |
| 15 | MASINTON-BONNER,A. | g | 3 | 8 | 2 | 7 | 2 | 2 | 0 | 6 | 6 | 2 | 10 | 2 | 2 | 33 |
| 22 | PAIGE,J.D. | g | 7 | 14 | 1 | 4 | 8 | 10 | 0 | 4 | 4 | 1 | 23 | 1 | 3 | 37 |
| 01 | TYSON,Zo | | 0 | 1 | 0 | 0 | 0 | 0 | 0 | 2 | 2 | 0 | 0 | 1 | 0 | 4 |
| 13 | JENKINS,Lorenzo | | 1 | 5 | 1 | 3 | 1 | 1 | 0 | 1 | 1 | 0 | 4 | 1 | 0 | 13 |
| 30 | MARTIN,Kris | | 0 | 4 | 0 | 2 | 0 | 0 | 0 | 3 | 3 | 2 | 0 | 2 | 4 | 17 |
| TEAM | | | | | | | | | 1 | | 1 | | | | | |
| Totals..... | | | 22 | 52 | 5 | 21 | 22 | 28 | 13 | 29 | 42 | 12 | 71 | 9 | 16 | 200 |

TOTAL FG% 1st Half: 12-24 50.0%

2nd Half: 10-28 35.7%

Game: 42.3%

DEADBALL

3-Pt. FG% 1st Half: 4-10 40.0%

2nd Half: 1-11 9.1%

Game: 23.8%

REBOUNDS

F Throw % 1st Half: 5-7 71.4%

2nd Half: 17-21 81.0%

Game: 78.6%

3,1

Officials: Tom O'Neill, Brad Ferrie, Crystal Hogan

Technical fouls: Sam Houston State-None. Colorado State-CARVACHO,Nico.

Attendance: 2298

| Score by Periods | 1st | 2nd | Total |
|-------------------|-----|-----|-------|
| Sam Houston State | 36 | 29 | 65 |
| Colorado State | 33 | 38 | 71 |

Points in the paint-SHSU 24,CSU 28. Points off turnovers-SHSU 25,CSU 12.

2nd chance points-SHSU 4,CSU 11. Fast break points-SHSU 13,CSU 9.

Bench points-SHSU 28,CSU 4. Score tied-4 times. Lead changed-6 times.

Last FG-SHSU 2nd-00:07, CSU 2nd-02:52.

Largest lead-SHSU by 11 1st-05:38, CSU by 7 2nd-02:04.

SHSU led for 25:45. CSU led for 11:00. Game was tied for 03:15.



THIS YEAR'S BOX SCORES - GAME 1-6

Game 1 - Colorado State 100, Colorado Christian 66 Nov. 7, 2018 - Fort Collins, Colo. (Moby Arena)

| Colorado Christian | | reb. | | | | | | | | | | | | |
|--------------------|--------------|--------------|--------------|-------------|-----------|-----------|-----------|-----------|----------|----------|----------|------------|--|--|
| Player | fg-a | 3p-a | ft-a | o-d | tot | pf | tp | a | to | blk | s | min | | |
| Engesser, Justin | f 3-10 | 3-5 | 0-0 | 3-3 | 6 | 3 | 9 | 3 | 1 | 0 | 0 | 29 | | |
| Hoffman, Spencer | c 1-2 | 0-0 | 0-0 | 0-2 | 2 | 2 | 1 | 0 | 1 | 0 | 0 | 12 | | |
| Hanson, Jeremiah | g 2-8 | 1-3 | 2-2 | 1-0 | 1 | 0 | 7 | 0 | 2 | 0 | 1 | 18 | | |
| Murrell, Tyler | g 3-7 | 2-2 | 0-0 | 0-2 | 1 | 0 | 7 | 0 | 0 | 0 | 0 | 13 | | |
| Hackathal, Stefan | g 2-8 | 1-4 | 1-2 | 0-2 | 1 | 6 | 1 | 1 | 0 | 0 | 0 | 26 | | |
| McFadden, Terry | 0-3 | 0-0 | 1-2 | 0-1 | 1 | 0 | 1 | 4 | 1 | 0 | 0 | 17 | | |
| Hyatt, Christian | 1-2 | 0-1 | 0-0 | 1-0 | 1 | 0 | 2 | 1 | 0 | 0 | 0 | 5 | | |
| Gilliam, Giles | 0-0 | 0-0 | 0-0 | 0-0 | 0 | 1 | 0 | 0 | 0 | 0 | 0 | 11 | | |
| Huon, Collin | 6-10 | 6-9 | 3-3 | 0-3 | 3 | 0 | 21 | 0 | 1 | 0 | 0 | 23 | | |
| Tucker, Braxton | 0-2 | 0-0 | 0-0 | 1-1 | 2 | 0 | 0 | 0 | 1 | 0 | 0 | 9 | | |
| Haile, Elias | 0-3 | 0-3 | 0-0 | 0-0 | 0 | 2 | 0 | 0 | 0 | 0 | 0 | 4 | | |
| Hildenbrand, Chris | 1-1 | 1-1 | 0-0 | 0-0 | 0 | 1 | 3 | 0 | 0 | 0 | 0 | 9 | | |
| Martin, Luke | 0-0 | 0-0 | 0-0 | 0-1 | 1 | 1 | 0 | 0 | 0 | 0 | 0 | 5 | | |
| Fager, Marcus | 1-2 | 0-0 | 5-6 | 0-1 | 1 | 2 | 7 | 0 | 0 | 0 | 1 | 15 | | |
| Hawkins, Trajon | 0-0 | 0-0 | 0-0 | 0-0 | 0 | 0 | 1 | 0 | 0 | 1 | 0 | 4 | | |
| TEAM | | | | | 12 | | | | | | | | | |
| Totals | 20-58 | 14-28 | 12-15 | 7-18 | 25 | 14 | 66 | 11 | 8 | 0 | 3 | 200 | | |

TOTAL FG% 1st Half: 10-32 31.3% 2nd Half: 10-26 38.5% Game: 34.5% DEADBALL
3-Pt. FG% 1st Half: 3-17 17.6% 2nd Half: 5-13 38.5% Game: 50.0% REBOUNDS
F Throw % 1st Half: 0-0 0.0% 2nd Half: 12-15 80.0% Game: 80.0% 0

| Colorado State (1-0) | | reb. | | | | | | | | | | | | |
|----------------------|--------------|--------------|--------------|--------------|-----------|-----------|------------|-----------|----------|----------|----------|------------|--|--|
| Player | fg-a | 3p-a | ft-a | o-d | tot | pf | tp | a | to | blk | s | min | | |
| THISTLEWOOD, Adam | f 2-6 | 2-5 | 4-4 | 1-4 | 5 | 1 | 10 | 0 | 0 | 0 | 2 | 26 | | |
| CARVACHO, Nico | c 5-9 | 0-0 | 4-6 | 7-8 | 15 | 1 | 14 | 3 | 0 | 1 | 0 | 22 | | |
| MOORE, Kendle | g 9-11 | 4-5 | 4-5 | 0-4 | 1 | 26 | 4 | 2 | 0 | 1 | 32 | | | |
| JENKINS, Lorenzo | g 6-15 | 3-7 | 0-0 | 2-4 | 6 | 0 | 15 | 1 | 1 | 1 | 29 | | | |
| MASINTON-BONNER | g 8-9 | 6-7 | 0-0 | 1-4 | 5 | 1 | 22 | 4 | 0 | 0 | 30 | | | |
| TYSON, Zo | 1-1 | 0-0 | 4-5 | 1-2 | 3 | 1 | 6 | 0 | 1 | 0 | 0 | 8 | | |
| BANNEC, Sam | 1-1 | 1-1 | 0-0 | 1-1 | 0 | 3 | 0 | 0 | 0 | 0 | 0 | 4 | | |
| SABINO, Juan | 0-1 | 0-1 | 0-0 | 0-0 | 0 | 0 | 0 | 1 | 0 | 0 | 0 | 3 | | |
| BERWICK, Robbie | 0-6 | 0-4 | 0-0 | 1-3 | 4 | 1 | 0 | 6 | 0 | 0 | 0 | 28 | | |
| RYAN, Logan | 2-4 | 0-0 | 0-0 | 1-3 | 4 | 4 | 2 | 3 | 0 | 1 | 10 | | | |
| SCHOEMANN, Jack | 0-2 | 0-1 | 0-0 | 0-0 | 0 | 0 | 0 | 0 | 0 | 0 | 0 | 8 | | |
| TEAM | | | | | 11 | | | | | | | | | |
| Totals | 34-65 | 16-31 | 16-20 | 15-34 | 49 | 10 | 100 | 21 | 7 | 2 | 5 | 200 | | |

TOTAL FG% 1st Half: 20-37 54.1% 2nd Half: 14-28 50.0% Game: 52.3% DEADBALL
3-Pt. FG% 1st Half: 10-17 58.8% 2nd Half: 6-14 42.9% Game: 50.0% REBOUNDS
F Throw % 1st Half: 3-4 75.0% 2nd Half: 13-16 81.3% Game: 80.0% 2

Officials: Randy McCall, Verne Harris, Doran Gotschall Att.: 2220
Technical fouls: Colorado Christian-None. Colorado State-CARVACHO, Nico.

| Score by Periods | 1st | 2nd | Total |
|--------------------|-----|-----|-------|
| Colorado Christian | 29 | 37 | 66 |
| Colorado State | 53 | 47 | 100 |

Points in the paint-CCU 4, CSU 36. Points off turnovers-CCMB 10, CSU 14.
2nd chance points-CCU 0, CSU 23. Fast break points-CCMB 0, CSU 19.
Bench points-CCU 34, CSU 13. Score tied 0 times. Lead changed 0 times.

Last FG-CCU 2nd-00:45, CSU 2nd-02:11.
Largest lead-CCU None, CSU by 39 2nd-02:11.
CCU led for 00:00. CSU led for 39:29. Game was tied for 00:31.

Game 4 - Louisiana 91, Colorado State 73 Nov. 19, 2018 - Fort Myers, Fla. (Hertz Arena)

| Colorado State (3-1) | | reb. | | | | | | | | | | | | |
|----------------------|--------------|-------------|-------------|--------------|-----------|-----------|-----------|-----------|-----------|----------|----------|------------|--|--|
| Player | fg-a | 3p-a | ft-a | o-d | tot | pf | tp | a | to | blk | s | min | | |
| CARVACHO, Nico | f 3-10 | 0-2 | 1-2 | 4-5 | 9 | 3 | 7 | 0 | 3 | 0 | 2 | 23 | | |
| MOORE, Kendle | g 4-11 | 0-4 | 0-0 | 0-2 | 2 | 1 | 8 | 4 | 6 | 0 | 1 | 35 | | |
| JENKINS, Lorenzo | g 6-12 | 3-5 | 2-2 | 2-8 | 10 | 2 | 17 | 3 | 0 | 1 | 32 | | | |
| MASINTON-BONNER | g 3-9 | 2-6 | 0-0 | 0-0 | 0 | 1 | 8 | 0 | 1 | 0 | 27 | | | |
| PAIGE, J.D. | g 6-12 | 1-2 | 1-2 | 1-3 | 4 | 4 | 14 | 1 | 3 | 0 | 2 | 29 | | |
| TYSON, Zo | 0-0 | 0-0 | 0-2 | 0-0 | 0 | 1 | 0 | 2 | 0 | 0 | 4 | | | |
| BERWICK, Robbie | 0-0 | 0-0 | 0-0 | 1-0 | 1 | 0 | 2 | 1 | 0 | 0 | 9 | | | |
| RYAN, Logan | 1-1 | 0-0 | 0-4 | 0-4 | 2 | 2 | 2 | 0 | 0 | 0 | 13 | | | |
| THISTLEWOOD, Adam | 6-10 | 2-5 | 3-3 | 3-2 | 5 | 3 | 17 | 0 | 3 | 0 | 1 | 28 | | |
| TEAM | | | | | 2-1 | | 3 | | | | | | | |
| Totals | 29-65 | 8-24 | 7-11 | 13-25 | 38 | 19 | 73 | 14 | 20 | 2 | 9 | 200 | | |

TOTAL FG% 1st Half: 11-34 32.4% 2nd Half: 18-31 58.1% Game: 44.6% DEADBALL
3-Pt. FG% 1st Half: 1-12 8.3% 2nd Half: 7-12 58.3% Game: 33.3% REBOUNDS
F Throw % 1st Half: 3-4 75.0% 2nd Half: 4-7 57.1% Game: 63.6% 2

| Louisiana (2-2) | | reb. | | | | | | | | | | | | |
|---------------------|--------------|--------------|--------------|-------------|-----------|-----------|-----------|-----------|-----------|----------|-----------|------------|--|--|
| Player | fg-a | 3p-a | ft-a | o-d | tot | pf | tp | a | to | blk | s | min | | |
| GANT, JaKeenan | f 6-12 | 3-5 | 4-5 | 0-7 | 7 | 1 | 19 | 1 | 2 | 4 | 0 | 27 | | |
| MILLER, Justin | f 4-7 | 1-1 | 4-6 | 4-5 | 9 | 3 | 13 | 1 | 2 | 0 | 1 | 26 | | |
| RUSSELL, Cedric | g 1-5 | 1-5 | 0-0 | 0-1 | 1 | 0 | 3 | 4 | 1 | 0 | 1 | 18 | | |
| MARQUETTI, Malik | g 4-9 | 4-6 | 4-4 | 0-3 | 3 | 2 | 16 | 2 | 4 | 0 | 1 | 30 | | |
| STROMAN, Marcus | g 1-2 | 0-1 | 3-4 | 1-1 | 2 | 0 | 5 | 4 | 4 | 1 | 4 | 27 | | |
| HAYES, Jeremy | 4-7 | 1-3 | 2-3 | 0-1 | 1 | 2 | 11 | 1 | 0 | 1 | 16 | | | |
| WESLEY, Trajan | 2-3 | 1-1 | 5-6 | 0-0 | 2 | 3 | 1 | 0 | 2 | 0 | 19 | | | |
| DAVIS, Jerrekus | 4-5 | 1-1 | 0-0 | 1-2 | 3 | 9 | 0 | 1 | 1 | 0 | 14 | | | |
| MOUTON, Eli | 0-0 | 0-0 | 0-0 | 0-0 | 0 | 0 | 0 | 0 | 0 | 0 | 0 | 2 | | |
| HARDY, P.J. | 0-3 | 0-3 | 2-2 | 0-1 | 1 | 2 | 2 | 1 | 1 | 0 | 2 | 15 | | |
| AUCOIN, Mason | 1-2 | 1-2 | 0-0 | 0-0 | 0 | 3 | 0 | 0 | 0 | 0 | 0 | 3 | | |
| LAFAYETTE, Kristian | 0-1 | 0-1 | 0-0 | 0-1 | 1 | 2 | 0 | 0 | 0 | 0 | 0 | 3 | | |
| TEAM | | | | | 0-3 | | 3 | | | | | | | |
| Totals | 27-56 | 13-29 | 24-30 | 6-25 | 31 | 17 | 91 | 17 | 16 | 6 | 12 | 200 | | |

TOTAL FG% 1st Half: 11-27 40.7% 2nd Half: 16-29 55.2% Game: 48.2% DEADBALL
3-Pt. FG% 1st Half: 5-15 33.3% 2nd Half: 8-14 57.1% Game: 44.8% REBOUNDS
F Throw % 1st Half: 13-15 86.7% 2nd Half: 11-15 73.3% Game: 80.0% 4

Officials: Zeltan Steed, Bart Lenox, Andrew Walton Att.: 598
Technical fouls: Colorado State-PAIGE, J.D.; TEAM. Louisiana-None.

| Score by Periods | 1st | 2nd | Total |
|------------------|-----|-----|-------|
| Colorado State | 26 | 47 | 73 |
| Louisiana | 40 | 51 | 91 |

Points in the paint-CSU 36, LA 28. Points off turnovers-CSU 13, LA 30.
2nd chance points-CSU 6, LA 6. Fast break points-CSU 4, LA 2.
Bench points-CSU 19, LA 35. Score tied 0 times. Lead changed 0 times.

Last FG-CSU 2nd-00:21, LA 2nd-01:06.
Largest lead-CSU None, LA by 28 2nd-09:24.
CSU led for 00:00. LA led for 38:46. Game was tied for 00:56.

Game 2 - Colorado State 92, Arkansas-Pine Bluff 67 Nov. 10, 2018 - Fort Collins, Colo. (Moby Arena)

| Arkansas-Pine Bluff (0-2) | | reb. | | | | | | | | | | | | |
|---------------------------|--------------|-------------|--------------|--------------|-----------|-----------|-----------|----------|----------|----------|----------|------------|--|--|
| Player | fg-a | 3p-a | ft-a | o-d | tot | pf | tp | a | to | blk | s | min | | |
| BANYARD, Terrance | f 2-7 | 0-3 | 1-2 | 1-1 | 2 | 4 | 5 | 0 | 3 | 0 | 0 | 22 | | |
| BANKS, Trevor | f 2-4 | 0-0 | 1-2 | 2-1 | 3 | 5 | 5 | 0 | 0 | 0 | 0 | 14 | | |
| ROBERTSON, Christian | f 0-1 | 0-0 | 0-0 | 1-0 | 1 | 2 | 0 | 1 | 1 | 0 | 0 | 22 | | |
| JACKSON, Charles | g 0-5 | 0-4 | 0-0 | 0-2 | 2 | 0 | 0 | 1 | 0 | 0 | 0 | 20 | | |
| McKNIGHT, Martayeeus | g 13-27 | 5-10 | 10-11 | 2-4 | 6 | 2 | 41 | 2 | 1 | 0 | 0 | 40 | | |
| WHITFIELD, Dwayne | 0-0 | 0-0 | 0-0 | 0-0 | 0 | 0 | 0 | 0 | 0 | 0 | 0 | 4 | | |
| McNAIR, Jordan | 0-0 | 0-0 | 0-0 | 0-0 | 0 | 1 | 0 | 0 | 0 | 0 | 0 | 4 | | |
| DAVIS, Anthony Jr | 1-1 | 0-0 | 0-0 | 0-0 | 0 | 2 | 0 | 0 | 0 | 0 | 0 | 5 | | |
| HARDY, Quamauri | 0-0 | 0-0 | 0-0 | 1-0 | 1 | 0 | 0 | 3 | 0 | 0 | 0 | 7 | | |
| DOSS, Shaun | 1-7 | 0-2 | 6-10 | 1-3 | 4 | 1 | 8 | 2 | 0 | 0 | 1 | 25 | | |
| POSEY, Cameron | 0-1 | 0-0 | 0-0 | 0-1 | 1 | 3 | 0 | 0 | 0 | 0 | 0 | 9 | | |
| BASSEY, Isaac | 1-2 | 0-0 | 0-0 | 1-1 | 2 | 4 | 2 | 0 | 0 | 0 | 0 | 9 | | |
| MITH, Chris | 2-3 | 0-0 | 0-2 | 2-3 | 5 | 4 | 4 | 0 | 2 | 0 | 0 | 17 | | |
| SPRINKLE, J'Breun | 0-0 | 0-0 | 0-0 | 0-0 | 0 | 0 | 0 | 0 | 0 | 0 | 0 | 1 | | |
| TEAM | | | | | 3-2 | | 5 | | | | | | | |
| Totals | 22-58 | 5-19 | 18-27 | 14-18 | 32 | 26 | 67 | 9 | 8 | 0 | 3 | 201 | | |

TOTAL FG% 1st Half: 10-28 35.7% 2nd Half: 12-30 40.0% Game: 37.9% DEADBALL
3-Pt. FG% 1st Half: 4-11 36.4% 2nd Half: 12-19 63.2% Game: 26.3% REBOUNDS
F Throw % 1st Half: 6-8 75.0% 2nd Half: 12-19 63.2% Game: 66.7% 4

| Colorado State (2-0) | | reb. | | | | | | | | | | | | |
|----------------------|---|-------|-------|-------|------|-----|----|----|----|----|-----|---|-----|--|
| Player | | fg-a | 3p-a | ft-a | o-d | tot | pf | tp | a | to | blk | s | min | |
| JENKINS, Lorenzo | f | 3-5 | 2-4 | 2-2 | 1-0 | 1 | 2 | 10 | 1 | 0 | 0 | 0 | 21 | |
| CARVACHO, Nico | c | 6-9 | 0-0 | 6-8 | 2-9 | 11 | 3 | 18 | 2 | 0 | 1 | 0 | 26 | |
| MOORE, Kendle | g | 4-6 | 2-3 | 0-1 | 0-3 | 3 | 4 | 10 | 3 | 1 | 0 | 0 | 31 | |
| MASINTON-BONNER | g | 5-11 | 3-7 | 0-0 | 0-3 | 3 | 2 | 13 | 3 | 2 | 0 | 1 | 31 | |
| PAIGE, J.D. | g | 5-10 | 4-5 | 0-0 | 0-4 | 2 | 4 | 14 | 6 | 1 | 0 | 2 | 32 | |
| BANNEC, Sam | | 0-0 | 0-0 | 0-0 | 0-0 | 0 | 0 | 0 | 1 | 0 | 0 | 0 | 2 | |
| SABINO, Juan | | 0-0 | 0-0 | 0-0 | 0-1 | 1 | 0 | 0 | 0 | 0 | 0 | 0 | 2 | |
| BERWICK, Robbie | | 0-1 | 0-1 | 4-4 | 0-0 | 0 | 1 | 4 | 1 | 3 | 0 | 0 | 15 | |
| RYAN, Logan | | 2-2 | 0-0 | 3-3 | 0 | 1 | 1 | 7 | 2 | 0 | 0 | 0 | 14 | |
| THISTLEWOOD, Adam | | 2-6 | 1-3 | 9-10 | 3-4 | 7 | 3 | 14 | 2 | 1 | 0 | 0 | 24 | |
| SCHOEMANN, Jack | | 0-0 | 0-0 | 2-2 | 0-0 | 0 | 0 | 2 | 0 | 0 | 0 | 0 | 2 | |
| TEAM | | | | | | 2-2 | | | | | | | | |
| Totals | | 27-50 | 12-23 | 26-30 | 8-27 | 35 | 18 | 92 | 21 | 8 | 1 | 3 | 200 | |



GAME 11 - SOUTH DAKOTA

THIS YEAR'S BOX SCORES - GAME 7-10

Game 7 - Southern Illinois 82, Colorado State 67 Nov. 27, 2018 - Fort Collins, Colo. (Moby Arena)

| Southern Illinois (4-3) | | | | | | | | | | | | |
|-------------------------|------|-------|------|------|-------|-----|----|----|----|----|-----|-------|
| Player | fg-a | 3p-a | ft-a | reb. | o-d | tot | pf | tp | a | to | blk | s |
| PIPPEN,Kavion | c | 8-11 | 0-0 | 0-0 | 2-3 | 5 | 2 | 16 | 4 | 1 | 0 | 2 |
| BARTLEY,Marcus | c | 0-5 | 0-5 | 0-0 | 0-0 | 0 | 4 | 0 | 4 | 1 | 0 | 0 |
| COOK,Aaron | g | 6-8 | 3-4 | 0-0 | 0-4 | 1 | 15 | 4 | 1 | 0 | 2 | 33 |
| LOYD,Sean | g | 4-7 | 1-3 | 4-4 | 2-2 | 4 | 3 | 13 | 2 | 1 | 0 | 30 |
| FLETCHER,Armon | g | 9-17 | 2-6 | 0-0 | 3-5 | 8 | 2 | 20 | 2 | 3 | 0 | 1 |
| MC GILL,Eric | | 4-6 | 1-3 | 1-2 | 1-4 | 5 | 1 | 10 | 7 | 0 | 0 | 30 |
| BEANE,Darius | | 1-1 | 1-1 | 0-0 | 1-1 | 1 | 0 | 3 | 0 | 0 | 0 | 7 |
| GOOCH,Brendon | | 0-1 | 0-1 | 0-0 | 0-0 | 0 | 0 | 0 | 0 | 0 | 0 | 2 |
| BOL,Thnik | | 2-3 | 1-1 | 0-0 | 1-1 | 2 | 3 | 5 | 0 | 1 | 0 | 12 |
| TEAM | | | | | 1-4 | 5 | | | | | | |
| Totals | | 34-59 | 9-24 | 5-6 | 10-24 | 34 | 16 | 82 | 23 | 8 | 0 | 5 200 |

| | | | | |
|-----------|-----------------------|-----------------------|-------------|----------|
| TOTAL FG% | 1st Half: 19-30 63.3% | 2nd Half: 15-29 51.7% | Game: 57.6% | DEADB |
| 3-Pt. FG% | 1st Half: 4-12 33.3% | 2nd Half: 5-12 41.7% | Game: 37.5% | REBOUNDS |
| F Throw % | 1st Half: 3-4 75.0% | 2nd Half: 2-2 100% | Game: 83.3% | 1 |

| Colorado State (4-3) | | | | | | | | | | | | |
|----------------------|------|-------|-------|------|------|-----|----|----|----|----|-----|-------|
| Player | fg-a | 3p-a | ft-a | reb. | o-d | tot | pf | tp | a | to | blk | s |
| JENKINS,Lorenzo | f | 0-5 | 0-4 | 0-0 | 0-1 | 1 | 2 | 0 | 0 | 2 | 1 | 0 |
| CARVACHO,Nico | c | 3-6 | 0-0 | 2-5 | 0-3 | 3 | 1 | 8 | 2 | 4 | 0 | 1 |
| MOORE,Kendle | g | 4-4 | 2-2 | 0-1 | 0-1 | 1 | 2 | 10 | 1 | 1 | 0 | 29 |
| MASINTON-BONNER | g | 6-10 | 2-5 | 1-2 | 0-1 | 1 | 0 | 15 | 4 | 0 | 2 | 32 |
| PAIGE,J.D. | g | 5-9 | 2-4 | 0-0 | 0-3 | 3 | 0 | 12 | 3 | 0 | 0 | 31 |
| TYSON,Zo | | 1-2 | 0-0 | 0-0 | 0-1 | 1 | 1 | 2 | 1 | 1 | 0 | 11 |
| MARTIN,Kris | | 4-7 | 3-5 | 4-5 | 0-2 | 2 | 15 | 2 | 2 | 0 | 0 | 28 |
| THISTLEWOOD,Adam | | 2-6 | 1-3 | 0-0 | 1-1 | 2 | 5 | 2 | 0 | 0 | 0 | 24 |
| TEAM | | | | | 1-2 | 3 | | | | | | |
| Totals | | 25-49 | 10-23 | 7-13 | 2-15 | 17 | 9 | 67 | 15 | 10 | 1 | 3 200 |

| | | | | |
|-----------|-----------------------|----------------------|-------------|----------|
| TOTAL FG% | 1st Half: 16-27 59.3% | 2nd Half: 9-22 40.9% | Game: 51.0% | DEADB |
| 3-Pt. FG% | 1st Half: 7-14 50.0% | 2nd Half: 3-9 33.3% | Game: 43.5% | REBOUNDS |
| F Throw % | 1st Half: 1-2 50.0% | 2nd Half: 6-11 54.5% | Game: 53.8% | 3 |

Officials: Gerry Pollard, Kelly Self, Randy Heimerman Att.: 2566
Technical fouls: Southern Illinois-None. Colorado State-None.

| Score by Periods | 1st | 2nd | Total |
|---|-----|-----|-------|
| Southern Illinois | 45 | 37 | 82 |
| Colorado State | 40 | 27 | 67 |
| Mountain West-Missouri Valley Challenge | | | |

Points in the paint-SIU 44,CSU 20. Points off turnovers-SIU 15,CSU 16.
2nd chance points-SIU 13,CSU 4. Fast break points-SIU 6,CSU 9.
Bench points-SIU 18,CSU 22. Score tied 7 times. Lead changed 7 times.

Last FG-SIU 2nd-01:07, CSU 2nd-00:17.
Largest lead-SIU by 18 2nd-01:07, CSU by 4 1st-09:34.
SIU led for 31:00, CSU led for 04:03. Game was tied for 04:57.

Game 8 - Colorado 86, Colorado State 80 Dec. 1, 2018 - Boulder, Colo. (CU Events Center)

| Colorado State (4-4) | | | | | | | | | | | | |
|----------------------|------|-------|-------|-------|------|-----|----|----|----|----|-----|-------|
| Player | fg-a | 3p-a | ft-a | reb. | o-d | tot | pf | tp | a | to | blk | s |
| CARVACHO,Nico | c | 6-11 | 0-0 | 3-8 | 2-10 | 12 | 4 | 15 | 2 | 4 | 1 | 1 |
| MOORE,Kendle | g | 1-5 | 1-3 | 0-0 | 0-1 | 1 | 3 | 3 | 4 | 1 | 0 | 3 |
| JENKINS,Lorenzo | g | 1-2 | 0-1 | 2-2 | 0-1 | 1 | 1 | 4 | 0 | 1 | 0 | 1 |
| MASINTON-BONNER | g | 5-7 | 4-5 | 0-0 | 0-3 | 3 | 3 | 14 | 0 | 2 | 0 | 30 |
| PAIGE,J.D. | g | 7-14 | 1-4 | 2-2 | 0-6 | 6 | 2 | 17 | 3 | 3 | 0 | 32 |
| TYSON,Zo | | 0-0 | 0-0 | 0-0 | 0-0 | 0 | 0 | 0 | 0 | 0 | 0 | 1 |
| MARTIN,Kris | | 8-14 | 3-6 | 2-2 | 1-2 | 3 | 4 | 21 | 1 | 1 | 0 | 30 |
| THISTLEWOOD,Adam | | 2-5 | 1-4 | 1-2 | 0-2 | 2 | 4 | 6 | 1 | 0 | 0 | 25 |
| TEAM | | | | | 0-1 | 1 | | | | | | |
| Totals | | 30-58 | 10-23 | 10-16 | 3-26 | 29 | 21 | 80 | 11 | 12 | 1 | 6 200 |

| | | | | |
|-----------|-----------------------|-----------------------|-------------|----------|
| TOTAL FG% | 1st Half: 13-26 50.0% | 2nd Half: 17-32 53.1% | Game: 51.7% | DEADB |
| 3-Pt. FG% | 1st Half: 5-11 45.5% | 2nd Half: 5-12 41.7% | Game: 43.5% | REBOUNDS |
| F Throw % | 1st Half: 1-5 20.0% | 2nd Half: 9-11 81.8% | Game: 62.5% | 3 |

| Colorado (5-1) | | | | | | | | | | | | |
|-------------------|------|-------|------|-------|-------|-----|----|----|----|----|-----|-------|
| Player | fg-a | 3p-a | ft-a | reb. | o-d | tot | pf | tp | a | to | blk | s |
| SIEWERT, Lucas | f | 7-11 | 2-4 | 0-1 | 2-8 | 10 | 1 | 16 | 1 | 2 | 0 | 0 |
| GATLING, Shane | g | 5-13 | 3-8 | 0-0 | 0-1 | 1 | 1 | 13 | 1 | 1 | 0 | 0 |
| BEY, Tyler | g | 7-11 | 0-1 | 9-9 | 2-8 | 10 | 2 | 23 | 0 | 2 | 1 | 0 |
| SCHWARTZ, D'Shawn | g | 0-3 | 0-1 | 0-0 | 1-1 | 2 | 1 | 0 | 0 | 1 | 0 | 0 |
| WRIGHT, McKinley | g | 8-12 | 0-1 | 2-3 | 1-6 | 7 | 2 | 18 | 11 | 2 | 0 | 2 |
| KOUNTZ, Daylen | | 1-1 | 0-0 | 1-2 | 0-0 | 0 | 0 | 3 | 0 | 0 | 0 | 4 |
| WRIGHT, Namon | | 1-3 | 1-2 | 1-2 | 0-1 | 1 | 2 | 4 | 1 | 0 | 1 | 0 |
| BROWN, Deleon | | 1-7 | 0-3 | 0-0 | 0-0 | 0 | 2 | 2 | 1 | 0 | 0 | 23 |
| BATTEY, Evan | | 3-9 | 0-1 | 1-1 | 3-2 | 5 | 4 | 7 | 2 | 0 | 0 | 0 |
| TEAM | | | | | 3-1 | 4 | | | | | | |
| Totals | | 33-70 | 6-21 | 14-18 | 12-28 | 40 | 15 | 86 | 17 | 8 | 2 | 2 200 |

| | | | | |
|-----------|-----------------------|-----------------------|-------------|----------|
| TOTAL FG% | 1st Half: 12-36 33.3% | 2nd Half: 21-34 61.8% | Game: 47.1% | DEADB |
| 3-Pt. FG% | 1st Half: 3-14 21.4% | 2nd Half: 3-7 42.9% | Game: 28.6% | REBOUNDS |
| F Throw % | 1st Half: 2-4 50.0% | 2nd Half: 12-14 85.7% | Game: 77.8% | 3 |

Officials: Scott Brown,Kevin Brill,Mike Scypers Att.: 7887
Technical fouls: Colorado State-None. Colorado-None.

| Score by Periods | 1st | 2nd | Total |
|------------------|-----|-----|-------|
| Colorado State | 32 | 48 | 80 |
| Colorado | 29 | 57 | 86 |

Points in the paint-CSU 36,COLO 48. Points off turnovers-CSU 10,COLO 12.
2nd chance points-CSU 4,COLO 4. Fast break points-CSU 16,COLO 14.
Bench points-CSU 27,COLO 16. Score tied 2 times. Lead changed 12 times.

Last FG-CSU 2nd-00:12, COLO 2nd-00:39.
Largest lead-CSU by 7 1st-13:15, COLO by 11 2nd-06:19.
CSU led for 18:36, COLO led for 20:29. Game was tied for 00:55.

Game 9 - Arkansas 98, Colorado State 74 Dec. 5, 2018 - Fort Collins, Colo. (Moby Arena)

| Arkansas (6-1) | | | | | | | | | | | | |
|-------------------|------|-------|-------|------|-------|-----|----|----|----|----|-----|-------|
| Player | fg-a | 3p-a | ft-a | reb. | o-d | tot | pf | tp | a | to | blk | s |
| BAILEY, Adrio | f | 5-7 | 0-0 | 0-2 | 2-4 | 6 | 1 | 10 | 3 | 2 | 2 | 1 |
| GAFFORD, Daniel | f | 5-12 | 0-0 | 2-4 | 3-6 | 9 | 2 | 12 | 3 | 1 | 1 | 1 |
| JOE, Isaiah | g | 5-12 | 4-9 | 0-0 | 1-2 | 3 | 3 | 14 | 3 | 1 | 0 | 23 |
| HARRIS, Jalen | g | 4-8 | 0-2 | 0-0 | 1-5 | 6 | 2 | 8 | 12 | 2 | 0 | 4 |
| JONES, Mason | g | 5-10 | 4-8 | 2-2 | 0-4 | 4 | 2 | 16 | 3 | 0 | 1 | 1 |
| SILLS, Desi | | 2-3 | 2-3 | 2-2 | 0-1 | 1 | 3 | 8 | 2 | 0 | 0 | 16 |
| EMERY-SIMPSON, K. | | 5-6 | 4-5 | 0-0 | 1-1 | 2 | 2 | 14 | 1 | 0 | 0 | 1 |
| OSABUOHEN, Gabe | | 2-5 | 0-0 | 1-1 | 3-2 | 5 | 3 | 5 | 0 | 0 | 0 | 9 |
| HENDERSON, Ethan | | 0-0 | 0-0 | 0-0 | 0-0 | 0 | 0 | 0 | 1 | 0 | 0 | 2 |
| PHILIPS, Jordan | | 0-2 | 0-1 | 0-0 | 0-1 | 1 | 1 | 0 | 0 | 0 | 0 | 4 |
| CHANEY, Reggie | | 5-8 | 0-0 | 1-3 | 3-5 | 8 | 3 | 11 | 0 | 1 | 2 | 0 |
| TEAM | | | | | 1-0 | 1 | | | | | | |
| Totals | | 38-73 | 14-28 | 8-14 | 15-31 | 46 | 22 | 98 | 28 | 7 | 6 | 8 200 |

| | | | | |
|-----------|-----------------------|-----------------------|-------------|----------|
| TOTAL FG% | 1st Half: 17-34 50.0% | 2nd Half: 21-39 53.8% | Game: 52.1% | DEADB |
| 3-Pt. FG% | 1st Half: 6-14 42.9% | 2nd Half: 8-14 57.1% | Game: 50.0% | REBOUNDS |
| F Throw % | 1st Half: 4-6 66.7% | 2nd Half: 4-8 50.0% | Game: 57.1% | 2 |

| Colorado State (4-5) | | | | | | | | | | | | |
|----------------------|------|-------|-------|-------|------|-----|----|----|----|----|-----|-------|
| Player | fg-a | 3p-a | ft-a | reb. | o-d | tot | pf | tp | a | to | blk | s |
| THISTLEWOOD,Adam | f | 3-6 | 2-4 | 2-2 | 0-2 | 2 | 4 | 10 | 1 | 1 | 0 | 1 |
| CARVACHO,Nico | c | 3-7 | 0-0 | 6-10 | 4-7 | 11 | 5 | 12 | 3 | 1 | 0 | 0 |
| MOORE,Kendle | g | 5-7 | 2-2 | 4-4 | 0-2 | 2 | 2 | 16 | 2 | 0 | 0 | 1 |
| MASINTON-BONNER | g | 4-11 | 3-6 | 2-2 | 0-2 | 2 | 1 | 13 | 0 | 2 | 0 | 2 |
| PAIGE,J.D. | g | 10-4 | 4-7 | 4-4 | 0-5 | 0 | 5 | 0 | 16 | 1 | 2 | 0 |
| TYSON,Zo | | 0-1 | 0-0 | 0-1 | 1-3 | 4 | 1 | 0 | 1 | 1 | 1 | 0 |
| JENKINS,Lorenzo | | 0-2 | 0-0 | 0-0 | 0-0 | 0 | 0 | 0 | 0 | 0 | 0 | 5 |
| MARTIN,Kris | | 2-10 | 0-4 | 3-7 | 0-3 | 3 | 2 | 7 | 8 | 2 | 0 | 0 |
| TEAM | | | | | 3-0 | 3 | | | | | | |
| Totals | | 21-54 | 11-23 | 21-30 | 8-24 | 32 | 15 | 74 | 16 | 9 | 1 | 4 200 |

| | | | | |
|-----------|-----------------------|-----------------------|-------------|----------|
| TOTAL FG% | 1st Half: 10-29 34.5% | 2nd Half: 11-25 44.0% | Game: 38.9% | DEADB |
| 3-Pt. FG% | 1st Half: 6-14 42.9% | 2nd Half: 5-9 55.6% | Game: 47.8% | REBOUNDS |
| F Throw % | 1st Half: 7-11 63.6% | 2nd Half: 14-19 73.7% | Game: 70.0% | 3 |

Officials: Randy McCall, Verne Harris, D.G. Nelson Att.: 3238
Technical fouls: Arkansas-None. Colorado State-None.

| Score by Periods | 1st | 2nd | Total |
|------------------|-----|-----|-------|
| Arkansas | 44 | 54 | 98 |
| Colorado State | 33 | 41 | 74 |

Points in the paint-AR 40,CSU 20. Points off turnovers-AR 16,CSU 10.
2nd chance points-AR 22,CSU 5. Fast break points-AR 17,CSU 14.
Bench points-AR 38,CSU 7. Score tied 0 times. Lead changed 0 times.


Last FG-AR 2nd-00:36, CSU 2nd-00:56.
Largest lead-AR by 26 2nd-01:22, CSU None.
AR led for 38:57, CSU led for 00:00. Game was tied for 00:34.

Game 10 - Colorado State 71, Sam Houston State 65 Dec. 8, 2018 - Fort Collins, Colo. (Moby Arena)

| Sam Houston State (3-7) | | | | | | | | | | | | |
|-------------------------|------|-------|-------|------|-------|-----|----|----|----|----|-----|--------|
| Player | fg-a | 3p-a | ft-a | reb. | o-d | tot | pf | tp | a | to | blk | s |
| MITCHELL, Kai | f | 2-10 | 0-0 | 0-2 | 2-3 | 5 | 4 | 4 | 1 | 2 | 0 | 1 |
| ALMANZA, Albert | g | 1-5 | 1-4 | 0-0 | 1-3 | 4 | 1 | 3 | 0 | 1 | 0 | 1 |
| DELANEY, Cameron | g | 4-5 | 2-3 | 0-1 | 3-3 | 6 | 5 | 10 | 2 | 6 | 0 | 2 |
| BOWIE, Chad | g | 6-9 | 2-4 | 0-0 | 0-2 | 2 | 4 | 14 | 0 | 1 | 0 | 2 |
| HARRIS, Marcus | g | 1-4 | 0-2 | 4-4 | 0-0 | 0 | 3 | 6 | 3 | 0 | 0 | 2 |
| SMITH, RJ | | 0-7 | 0-1 | 0-0 | 1-2 | 3 | 0 | 1 | 0 | 0 | 1 | 17 |
| NUTALL, Zach | | 2-8 | 2-4 | 0-0 | 0-3 | 3 | 1 | 6 | 1 | 0 | 0 | 1 |
| FURLONG, Bubba | | 4-6 | 1-1 | 1-1 | 4-3 | 7 | 2 | 10 | 0 | 3 | 2 | 0 |
| DELANEY, Josh | | 4-12 | 2-8 | 2-2 | 0-1 | 1 | 2 | 12 | 3 | 0 | 0 | 0 |
| TEAM | | | | | 3-0 | 3 | | | | | | |
| Totals | | 24-66 | 10-27 | 7-10 | 14-20 | 34 | 25 | 65 | 11 | 13 | 2 | 10 200 |

| | | | | |
|-----------|-----------------------|-----------------------|-------------|----------|
| TOTAL FG% | 1st Half: 14-31 45.2% | 2nd Half: 10-35 28.6% | Game: 36.4% | DEADB |
| 3-Pt. FG% | 1st Half: 5-11 45.5% | 2nd Half: 5-16 31.3% | Game: 37.0% | REBOUNDS |
| F Throw % | 1st Half: 3-3 100% | 2nd Half: 4-7 57.1% | Game: 70.0% | 1 |

| Colorado State (5-5) | | | | | reb. | | | | | | | | |
|----------------------|------|-------|------|-------|-------|----|----|----|----|-----|---|-----|-----|
| Player | fg-a | 3p-a | ft-a | o-d | t-p | pf | tp | a | to | blk | s | min | |
| THISTLEWOOD,Adam | f | 2-5 | 1-3 | 1-2 | 2-1 | 3 | 1 | 6 | 0 | 3 | 0 | 1 | 27 |
| CHARVACCO,Nico | c | 7-10 | 0-0 | 6-9 | 9-10 | 19 | 3 | 20 | 1 | 3 | 1 | 0 | 36 |
| MOORE,Kendall | c | 2-5 | 0-2 | 4-4 | 2-2 | 3 | 0 | 6 | 0 | 1 | 0 | 0 | 33 |
| WILLIAMS,BENJONNER | c | 7-12 | 7-7 | 2-2 | 3-3 | 6 | 2 | 12 | 2 | 1 | 0 | 0 | 37 |
| PAGE,J.J. | g | 7-14 | 1-4 | 8-10 | 4-0 | 4 | 1 | 23 | 1 | 3 | 0 | 0 | 37 |
| TYSON,Zo | o | 1-1 | 0-0 | 0-0 | 2-2 | 0 | 0 | 1 | 0 | 1 | 0 | 1 | 4 |
| JENKINS,Lorenzo | o | 1-5 | 1-3 | 1-1 | 0-1 | 1 | 0 | 4 | 1 | 0 | 0 | 1 | 13 |
| MARTIN,Kris | o | 4-4 | 0-2 | 0-0 | 0-3 | 3 | 2 | 2 | 2 | 4 | 0 | 1 | 17 |
| TEAM | | | | | | | | | | | | | |
| Totals | | 22-52 | 5-21 | 22-28 | 13-29 | 42 | 12 | 71 | 9 | 16 | 2 | 7 | 200 |



NIKO MEDVED

Head Coach • First Year at CSU • Minnesota (1997)

Niko Medved is starting his first year as the head coach of the Rams' men's basketball program. Medved, a Colorado State assistant coach from 2007-13, most recently served as the head coach at Drake University for one season where he guided the Bulldogs to their first postseason berth in six years. Prior to his appointment at Drake, he engineered considerable success as head coach at Furman from 2013-16.

"We are extremely excited to have Niko assume the leadership of our basketball program," Parker said. "Throughout our discussions, he showed a great understanding of what basketball means to Colorado State University and the community while demonstrating how much he has developed in his five years as a head coach. He has not only had success on the court at Furman and Drake in taking his teams to the postseason in each of the last three years, but also grew his student-athletes into young men who were also solid in the classroom and engaged in the community. We welcome Niko and Erica back to Fort Collins and are excited that Aly will be growing up as a Ram in Colorado."

"My family and I are ecstatic to have the opportunity to return to Fort Collins and Colorado State University to become the head men's basketball coach," Medved said. "This is obviously an incredibly special place to me, and to my family. Some of the best memories I've had personally and professionally happened at Colorado State. We have tremendous leadership from the top down and we look forward to partnering with everybody in the Fort Collins and Colorado State communities to build Colorado State basketball into one of the premier programs in the Mountain West."

As a Colorado State assistant coach for six years beginning in 2007 when former head coach Tim Miles took the reins of the Rams' program, Medved was instrumental in the rebuild of the program that saw it improve from seven wins in 2007-08 to five consecutive postseason berths, including NCAA tournament appearances in his final two seasons. As recruiting coordinator at CSU, Medved was responsible for recruiting many of the contributing players on the Rams' roster who helped return the program to prominence, a list that includes:

- two-time All-Mountain West selection and eventual Olympian Andy Ogide
- 2013 honorable mention AP All-American and first-team All-Mountain West Conference choice Colton Iverson
- second team All-MW pick Dorian Green
- third team all-league and two time all-defensive team selection Pierce Hornung
- 2012 first team All-MW guard Wes Eikmeier
- 2013 MW Sixth Man of the Year Daniel Bejarano

During his season at Drake, he engineered a 10-game improvement over the previous season, including 10 wins in the Missouri Valley Conference, the most in 10 years and just the 11th time the squad had won 10 or more league games in a season. The turnaround was the 17th best in the nation this year from a 7-24 record prior to his arrival. The postseason berth in the CIT was the first since 2012 and the His squad defeated Wake Forest during non-conference play., the program's second-ever win against an Atlantic Coast Conference opponent. He also had a player named Missouri Valley Scholar-Athlete of the Week seven times during the season out of 11 opportunities and had four players named to MVC Scholar-Athlete teams.

In four seasons as head coach at Furman, Medved guided the Paladins from a seven-win squad prior to his arrival and led it to improved records each season. The run culminated in a 23-11 record in 2016 that earned him Southern Conference Coach of the Year honors and saw the program earn a share of its first SoCon regular season championship since 1990-91. Medved's team reached the semifinals of the CollegelInsider.com (CIT) postseason tournament in 2016-17, its second consecutive season in the CIT.

He spent seven seasons as an assistant coach at Furman (1999-2006), including serving as the school's interim head coach in the spring of 2006.

MEDVED AT A GLANCE

PERSONAL

| | |
|----------|------------------------------|
| Hometown | St. Paul, Minn. |
| College | Minnesota, 1997 |
| Family | Wife: Erica Daughter: Aly |

COACHING HONORS/POSTSEASON APPEARANCES

| | |
|------|--|
| 2018 | CollegelInsider.com Tournament (Drake Head Coach) |
| 2017 | Southern Conference Coach of the Year (Furman) |
| 2017 | CollegelInsider.com Tournament (Furman Head Coach) |
| 2016 | CollegelInsider.com Tournament (Furman Head Coach) |
| 20?? | NCAA Tournament (CSU Assistant Coach) |
| 20?? | NCAA Tournament (CSU Assistant Coach) |

COACHING RÉSUMÉ

| | |
|--------------|--|
| 1997-99 | Macalester College, associate head coach |
| 1999-2006 | Furman, assistant coach |
| 2006-07 | Minnesota, assistant coach |
| 2007-13 | Colorado State, assistant coach |
| 2013-17 | Furman, head coach |
| 2017-18 | Drake, head coach |
| 2018-present | Colorado State, head coach |



GAME 11 - SOUTH DAKOTA

Furman registered winning seasons in each of Medved's last three years in Greenville and four of the final five seasons. He then spent one season (2006-07) as an assistant at the Minnesota under Dan Monson before joining Miles' first staff at CSU in 2007.

Medved began his coaching career at the University of Minnesota in 1992 as a student manager and assistant. He served as associate head coach at Macalester College from 1997-1999 and worked four years as an instructor at the prestigious Nike All-America camp. Medved earned his B.S. in kinesiology in 1997 and his master's in sport management in 1999, both from Minnesota.

A native of St. Paul, Minn., Medved attended Roseville Area High School and was a two-sport standout in both basketball and golf. Medved and his wife Erica have a one-year-old daughter, Aly.



Medved was introduced as the Rams' head coach on March 23, 2018.

WHAT THEY'RE SAYING ABOUT NIKO MEDVED

"Having known Niko over the years, it's been great to see his evolution from a hungry, young assistant coach to the savvy recruiter and now an accomplished head coach. Niko was great for us at Colorado State, he turned around the Furman program, and then showed his talent by making Drake a team to be reckoned with in the highly competitive Missouri Valley Conference. I have complete confidence Niko will do a phenomenal job for the Rams."

-- Tim Miles, Nebraska Head Coach

"Colorado State hired a great young coach and even a better person today. He will work hard every day to make CSU successful and he will do it the right way. I am thrilled for this great opportunity for Niko, and know he is excited to be back in the Ram family."

-- Dan Monson, Long Beach State Head Basketball Coach (Medved's former boss at Minnesota)

"I'm happy for the opportunity Coach Niko has been presented with, and am looking forward to the continued growth of the CSU basketball program."

-- Joe De Ciman, former CSU Ram

"It's a great hire. Niko has already shown he can turn programs around and had great success at Furman and in his brief time at Drake. He knows the game and is a great teacher and excellent recruiter. He knows Colorado State and what it takes to win there and will have a great vision and plan for the program."

-- Wes Eikmeier, former CSU Ram

"I'm excited for Niko and the program that I have such great memories of. He has already shown he can build programs as a head coach. He is also a great fit at Colorado State because he understands the landscape of the university, was a big part as an assistant coach in our success when I was there and knows how to teach the game. He is also just a great person that truly cares about his players both on and off the court."

-- Dorian Green, former CSU Ram

HEAD COACHING EXPERIENCE

| Year | School | Rec. | Conf. Rec. | Conf. Finish | Postseason |
|---------|----------------|-------|------------|---------------|--------------------------|
| 2013-14 | Furman | 9-21 | 3-13 | 10th (SoCon) | - |
| 2014-15 | Furman | 11-22 | 5-13 | 10th (SoCon) | |
| 2015-16 | Furman | 19-16 | 11-7 | t-3rd (SoCon) | CollegInsider.com |
| 2016-17 | Furman | 23-11 | 14-4 | t-1st (SoCon) | CollegInsider.com |
| | Four seasons | 62-70 | 33-37 | | |
| 2017-18 | Drake | 17-17 | 10-8 | t-3rd (MVC) | CollegInsider.com |
| | One Season | 17-17 | 10-8 | | |
| 2018-19 | Colorado State | 5-5 | 0-0 | | |
| | One Season | 5-5 | 0-0 | | |
| Overall | Five seasons | 84-92 | 43-45 | 1 Title | 3 Postseason Appearances |

MEDVED'S PLAYER ACCOLADES AS A HEAD COACH

| Year | Player | Award |
|---------|-------------------|--|
| 2013-14 | Stephen Croone | Southern Conference Second-Team All-League |
| 2014-15 | Stephen Croone | Southern Conference Second Team All-League |
| 2014-15 | Devin Sibley, Jr. | Southern Conference Freshman of the Year, All-Freshman Team |
| 2014-15 | Daniel Fowler | Southern Conference All-Freshman Team |
| 2015-16 | Stephen Croone | Southern Conference Player of the Year, First Team All-SoCon |
| 2015-16 | Matt Rafferty | Southern Conference All-Freshman Team |
| 2016-17 | Devin Sibley, Jr. | Southern Conference Player of the Year; First Team All-SoCon |
| 2016-17 | Kris Acos | Second Team All-SoCon |
| 2016-17 | Jordan Lyons | Southern Conference All-Freshman Team |
| 2017-18 | Blake Timmer | First Team All-Missouri Valley, MVC Co-Scholar Athlete of the Year |
| 2017-18 | Graham Woodward | Missouri Valley All-Bench Team |
| 2017-18 | Nick McGlynn | Missouri Valley Most-Improved Team |



Niko, Erica and Aly



Furman [62-70 (.470), 33-37 SoCon]

2013-14: 9-21 [3-13, 10th SoCon]

Home: 6-8 / Away: 3-12 / Neutral: 0-1

| | | |
|-------|--------------------------|-------------|
| 11/8 | Sewanee | W, 66-49 |
| 11/12 | Gardner-Webb | W, 75-64 |
| 11/15 | Florida Gulf Coast | L, 69-70 |
| 11/23 | at College of Charleston | L, 55-89 |
| 11/26 | at Virginia Tech | L, 54-75 |
| 11/30 | Brevard | W, 89-72 |
| 12/4 | at Fordham | L, 48-79 |
| 12/7 | at Presbyterian | W, 74-59 |
| 12/10 | Mars Hill | L, 93-97 |
| 12/14 | at Clemson | L, 35-71 |
| 12/20 | Liberty | W, 86-83 |
| 12/28 | at California | L, 60-90 |
| 12/30 | at UC Davis | W, 75-65 |
| 1/4 | Chattanooga* | L, 63-72 |
| 1/6 | at UNC Greensboro* | L, 82-90 |
| 1/9 | Davidson* | L, 56-73 |
| 1/11 | at Samford* | L, 55-57 |
| 1/16 | at Georgia Southern* | L-ot, 81-88 |
| 1/18 | at The Citadel* | W, 76-71 |
| 1/25 | Wofford* | L, 52-76 |
| 2/1 | at Chattanooga* | L, 52-67 |
| 2/3 | Samford* | L, 68-76 |
| 2/8 | at Davidson* | L, 50-65 |
| 2/10 | at Western Carolina* | L, 75-83 |
| 2/15 | The Citadel* | W, 76-67 |
| 2/20 | at Wofford* | L, 50-70 |
| 2/22 | Appalachian State* | W, 53-68 |
| 2/24 | Elon* | L, 49-78 |
| 2/27 | Georgia Southern* | L, 73-82 |
| 3/7 | vs. Georgia Southern^ | L, 50-65 |

* Southern Conference game

^ Southern Conference Tournament (Asheville, N.C.)

2014-15: 11-22 [5-13, 10th SoCon]

Home: 7-7 / Away: 1-14 / Neutral: 3-1

| | | |
|-------|-----------------------|-------------|
| 11/14 | College of Charleston | L, 75-40 |
| 11/19 | Appalachian State | W, 84-65 |
| 11/22 | UC Davis | L, 58-55 |
| 11/26 | at Duke | L, 93-54 |
| 12/1 | at Liberty | L, 66-52 |
| 12/6 | Samford* | W, 74-64 |
| 12/9 | at TCU | L, 80-69 |
| 12/13 | at Gardner-Webb | L, 74-68 |
| 12/19 | at Florida Gulf Coast | L, 83-78 |
| 12/22 | at Minnesota | L, 86-76 |
| 12/30 | St. Andrews | W, 72-35 |
| 1/3 | at Chattanooga* | L, 72-60 |
| 1/5 | at Western Carolina* | L, 72-53 |
| 1/8 | UNCG* | W, 71-64 |
| 1/10 | VMI* | L, 83-73 |
| 1/15 | at Mercer* | L, 67-64 |
| 1/17 | at The Citadel* | W, 74-62 |
| 1/22 | at Wofford* | L, 74-49 |
| 1/24 | Allen | W, 82-46 |
| 1/29 | ETSU* | W, 59-55 |
| 1/31 | at Samford* | L, 68-58 |
| 2/5 | Chattanooga* | L-ot, 74-71 |
| 2/7 | Mercer* | L, 74-68 |
| 2/12 | at VMI* | L, 93-59 |
| 2/14 | at ETSU* | L, 66-59 |
| 2/19 | The Citadel* | L-ot, 62-56 |
| 2/22 | at UNCG* | L, 84-49 |
| 2/26 | Western Carolina* | W, 53-49 |
| 2/28 | Wofford* | L, 62-60 |
| 3/6 | vs. The Citadel^ | W, 73-56 |
| 3/7 | vs. Chattanooga^ | W, 69-67 |
| 3/8 | vs. Mercer^ | W, 52-49 |
| 3/9 | vs. Wofford^ | L, 67-64 |

* Southern Conference game

^ Southern Conference Tournament (Asheville, N.C.)

2015-16: 19-16 [11-7, t-3rd SoCon]

Home: 14-2 / Away: 3-12 / Neutral: 2-2

Collegelsider.com Tournament Participant

| | | |
|-------|-------------------------------|----------|
| 11/13 | Presbyterian | W, 63-53 |
| 11/17 | at Appalachian State | W, 79-70 |
| 11/19 | at Charlotte% | L, 77-68 |
| 11/21 | at Connecticut% | L, 83-58 |
| 11/26 | vs. Texas A&M-Corpus Christi% | L, 73-69 |
| 11/27 | vs. Mount St. Mary's% | W, 69-60 |
| 12/1 | Piedmont International | W, 99-38 |
| 12/8 | Liberty | W, 79-56 |
| 12/12 | Gardner-Webb | L, 73-53 |
| 12/16 | Bluefield College | W, 94-46 |
| 12/19 | at Dayton | L, 70-50 |
| 12/22 | at Navy | L, 62-49 |
| 12/29 | at UNC Asheville | L, 67-65 |
| 1/2 | VMI* | W, 85-57 |
| 1/5 | at UNCG* | L, 67-66 |
| 1/9 | Chattanooga* | W, 70-55 |
| 1/11 | Samford* | W, 77-57 |
| 1/14 | at Mercer* | L, 69-65 |
| 1/16 | at The Citadel* | L, 89-86 |
| 1/23 | Wofford* | W, 63-62 |
| 1/25 | at VMI* | W, 68-56 |
| 1/28 | Western Carolina* | W, 62-60 |
| 1/30 | ETSU* | W, 74-70 |
| 2/4 | at Samford* | W, 67-65 |
| 2/6 | at Chattanooga* | L, 62-54 |
| 2/8 | UNCG* | W, 79-72 |
| 2/11 | The Citadel* | W, 95-75 |
| 2/13 | Mercer* | W, 85-74 |
| 2/20 | at Wofford* | L, 77-73 |
| 2/25 | at ETSU* | L, 80-75 |
| 2/27 | at Western Carolina* | L, 73-62 |
| 3/5 | vs. UNCG^ | W, 80-64 |
| 3/6 | vs. ETSU^ | L, 84-76 |
| 3/15 | Louisiana-Monroe! | W, 58-57 |
| 3/19 | Louisiana! | L, 80-72 |

* Southern Conference game

% Battle 4 Atlantis (Home sites first two, Elon, N.C. second two)

^ Southern Conference Tournament (Asheville, N.C.)

! Collegelsider.com Tournament (Home sites)

2016-17: 23-11 [14-4, t-1st SoCon]

Home: 11-3 / Away: 12-7 / Neutral: 0-1

Collegelsider.com Tournament Participant

| | | |
|-------|------------------------|-------------|
| 11/11 | at Presbyterian | L, 73-71 |
| 11/14 | at Alabama-Birmingham% | W, 84-74 |
| 11/17 | at Georgia% | L, 84-78 |
| 11/19 | Trinity Baptist | W, 102-53 |
| 11/22 | UNC Asheville% | L, 64-58 |
| 11/25 | Hiwassee | W, 98-48 |
| 11/30 | at Winthrop | L-ot, 58-57 |
| 12/3 | Navy | W, 79-46 |
| 12/6 | at Liberty | W, 61-58 |
| 12/10 | at Gardner-Webb | W, 68-65 |
| 12/16 | South Carolina State | L, 69-67 |
| 12/19 | at Tennessee Tech | W, 68-62 |
| 12/22 | at Michigan | L, 68-62 |
| 12/31 | The Citadel* | W, 83-68 |
| 1/2 | Mercer* | W, 71-69 |
| 1/5 | at Samford* | W, 83-73 |
| 1/7 | at Chattanooga* | L, 80-64 |
| 1/14 | at Wofford* | L, 67-58 |
| 1/19 | ETSU* | W, 75-62 |
| 1/21 | VMI* | W, 89-72 |
| 1/25 | Western Carolina* | W, 85-37 |
| 1/28 | at UNCG* | W, 73-67 |
| 2/2 | at Mercer* | W, 70-68 |
| 2/4 | at The Citadel* | W, 99-91 |
| 2/9 | Chattanooga* | W, 60-56 |
| 2/11 | Samford* | W, 90-73 |
| 2/13 | at VMI* | W, 80-52 |
| 2/15 | at Western Carolina* | W, 74-62 |
| 2/18 | UNCG* | L, 73-52 |
| 2/22 | at ETSU* | L-ot, 93-81 |
| 2/25 | Wofford* | W, 78-69 |
| 3/4 | vs. Samford^ | L, 67-63 |
| 3/16 | at USC Upstate! | W, 79-57 |
| 3/25 | at Campbell! | W, 79-64 |

* Southern Conference game

% CBE Hall of Fame Classic (Home Sites)

^ Southern Conference Tournament (Asheville, N.C.)

! Collegelsider.com Tournament (Home sites)

Drake [17-17 (.500), 10-8 MVC]

2017-18: 17-17 [10-8, t-3rd MVC]

Home: 11-3 / Away: 4-11 / Neutral: 2-3

Collegelsider.com Tournament Participant

| | | |
|-------|------------------------|-------------|
| 11/11 | Coe College | W, 101-54 |
| 11/17 | vs. Wake Forest% | W, 77-74 |
| 11/18 | vs. Colorado% | L, 81-86 |
| 11/19 | vs. Drexel% | W, 90-88 |
| 11/26 | Chicago State | W, 79-67 |
| 11/29 | at Omaha | L, 73-75 |
| 12/2 | at Wyoming# | L-ot, 89-96 |
| 12/6 | at South Dakota | L, 65-93 |
| 12/9 | Omaha | W, 93-74 |
| 12/11 | at Minnesota | L, 67-68 |
| 12/16 | Iowa @ | L, 64-90 |
| 12/19 | at South Dakota State | L, 74-87 |
| 12/22 | Maryland Eastern Shore | W, 81-57 |
| 12/28 | Bradley* | W, 66-64 |
| 12/31 | at Southern Illinois* | W, 70-67 |
| 1/3 | Illinois State* | W, 87-62 |
| 1/6 | at Indiana State* | W, 75-72 |
| 1/10 | at Valparaiso* | L, 60-77 |
| 1/13 | Evansville* | W, 81-65 |
| 1/16 | at Northern Iowa* | L, 54-68 |
| 1/20 | Missouri State* | W, 61-58 |
| 1/24 | Loyola Chicago* | L, 57-80 |
| 1/27 | at Evansville* | L, 73-77 |
| 1/30 | Southern Illinois* | L, 67-78 |
| 2/3 | at Bradley* | W, 78-68 |
| 2/7 | at Loyola Chicago* | L, 57-72 |
| 2/10 | Northern Iowa* | W, 71-64 |
| 2/14 | Indiana State* | W, 90-76 |
| 2/18 | at Missouri State* | W, 67-63 |
| 2/21 | at Illinois State* | L-ot, 81-89 |
| 2/24 | Valparaiso* | L, 64-69 |
| 3/2 | vs. Bradley ^ | L, 61-63 |
| 3/12 | Abilene Christian ! | W, 80-73 |
| 3/18 | at Northern Colorado ! | L, 72-81 |

* Missouri Valley Conference game

% U.S. Virgin Islands Paradise Jam (Lynchburg, Va.)

@ Hy-Vee Classic (Des Moines, Iowa)

Mountain West-Missouri Valley Challenge

^ Missouri Valley Conference Tournament (St. Louis, Mo.)

! Collegelsider.com Tournament (Home sites)

Colorado State [5-5 (.500), 0-0 MW]

2018-19: 5-5 [0-0 MW]

Home: 4-2 / Away: 1-1 / Neutral: 0-1

| | | |
|-------|--------------------------|-----------|
| 11/7 | Colorado Christian | W, 100-66 |
| 11/10 | Arkansas-Pine Bluff | W, 92-67 |
| 11/14 | Montana State | W, 81-77 |
| 11/19 | vs. Louisiana % | L, 73-91 |
| 11/20 | at Florida Gulf Coast % | W, 82-74 |
| 11/21 | vs. South Dakota State % | L, 65-78 |
| 11/27 | Southern Illinois # | L, 67-82 |
| 12/1 | at Colorado | L, 80-86 |
| 12/5 | Arkansas | L, 74-98 |
| 12/8 | Sam Houston State | W, 71-65 |

* Mountain West Conference game

% Gulf Coast Showcase (Fort Myers, Fla.)

Mountain West-Missouri Valley Challenge

^ MW Tournament (Las Vegas, Nev.)

Medved Year-by-Year

Furman

| Year | Overall | Home | Away | Neut |
|---------|---------|-------|-------|------|
| 2013-14 | 9-21 | 6-8 | 3-12 | 0-1 |
| 2014-15 | 11-22 | 7-7 | 1-14 | 3-1 |
| 2015-16 | 19-16 | 14-2 | 3-12 | 2-2 |
| 2016-17 | 23-11 | 11-3 | 12-7 | 0-1 |
| Total | 62-70 | 38-20 | 19-45 | 5-5 |
| Pct. | .470 | .655 | .297 | .500 |

Drake

| Year | Overall | Home | Away | Neut |
|---------|---------|------|------|------|
| 2017-18 | 17-17 | 11-3 | 4-11 | 2-3 |
| Total | 17-17 | 11-3 | 4-11 | 2-3 |
| Pct. | .500 | .786 | .267 | .400 |

Colorado State

| Year | Overall | Home | Away | Neut |
|---------|---------|------|------|------|
| 2018-19 | 5-5 | 4-2 | 1-1 | 0-2 |
| Total | 5-5 | 4-2 | 1-1 | 0-2 |
| Pct. | .500 | .667 | .500 | .000 |

| | | | | |
|-------|-------|-------|-------|------|
| Comb. | 84-92 | 53-25 | 24-57 | 7-10 |
| Pct. | .477 | .679 | .296 | .412 |



GAME 11 - SOUTH DAKOTA

America East Conference (0-0)

| School | Overall | H | A | N |
|--------|---------|---|---|---|
| None | | | | |

American Athletic Conference (0-1)

| School | Overall | H | A | N |
|-------------|---------|---|-----|---|
| Connecticut | 0-1 | - | 0-1 | - |

Atlantic 10 Conference (0-4)

| School | Overall | H | A | N |
|---------------|------------|------------|------------|----------|
| Davidson | 0-2 | 0-1 | 0-1 | - |
| Dayton | 0-1 | - | 0-1 | - |
| Fordham | 0-1 | - | 0-1 | - |
| Totals | 0-4 | 0-1 | 0-3 | - |

Atlantic Coast Conference (1-3)

| School | Overall | H | A | N |
|---------------|------------|----------|------------|------------|
| Clemson | 0-1 | - | 0-1 | - |
| Duke | 0-1 | - | 0-1 | - |
| Virginia Tech | 0-1 | - | 0-1 | - |
| Wake Forest | 1-0 | - | - | 1-0 |
| Totals | 1-3 | - | 0-3 | 1-0 |

Atlantic Sun Conference (5-3)

| School | Overall | H | A | N |
|--------------------|------------|------------|------------|----------|
| Florida Gulf Coast | 1-2 | 0-1 | 1-1 | - |
| Liberty | 3-1 | 2-0 | 1-1 | - |
| USC Upstate | 1-0 | - | 1-0 | - |
| Totals | 5-3 | 2-1 | 3-2 | - |

Big 12 Conference (0-1)

| School | Overall | H | A | N |
|--------|---------|---|-----|---|
| TCU | 0-1 | - | 0-1 | - |

Big East Conference (0-0)

| School | Overall | H | A | N |
|--------|---------|---|---|---|
| None | | | | |

Big Sky Conference (1-1)

| School | Overall | H | A | N |
|----------------|---------|-----|-----|---|
| Montana State | 1-0 | 1-0 | - | - |
| Northern Colo. | 0-1 | - | 0-1 | - |

Big South Conference (5-6)

| School | Overall | H | A | N |
|---------------|------------|------------|------------|----------|
| Campbell | 1-0 | - | 1-0 | - |
| Gardner-Webb | 2-2 | 1-1 | 1-1 | - |
| Presbyterian | 2-1 | 1-0 | 1-1 | - |
| UNC Asheville | 0-2 | 0-1 | 0-1 | - |
| Winthrop | 0-1 | - | 0-1 | - |
| Totals | 5-6 | 2-2 | 3-4 | - |

Big Ten Conference (0-4)

| School | Overall | H | A | N |
|---------------|------------|------------|------------|----------|
| Iowa | 0-1 | 0-1 | - | - |
| Michigan | 0-1 | - | 0-1 | - |
| Minnesota | 0-2 | - | 0-2 | - |
| Totals | 0-4 | 0-1 | 0-3 | - |

Big West Conference (1-1)

| School | Overall | H | A | N |
|----------|---------|-----|-----|---|
| UC Davis | 1-1 | 0-1 | 1-0 | - |

Colonial Athletic Association (1-3)

| School | Overall | H | A | N |
|---------------|------------|------------|------------|------------|
| Charleston | 0-2 | 0-1 | 0-1 | - |
| Drexel | 1-0 | - | - | 1-0 |
| Elon | 0-1 | 0-1 | - | - |
| Totals | 1-3 | 0-2 | 0-1 | 1-0 |

Conference USA (1-1)

| School | Overall | H | A | N |
|-----------------|------------|----------|------------|------------|
| Ala.-Birmingham | 1-0 | - | - | 1-0 |
| Charlotte | 0-1 | - | 0-1 | - |
| Totals | 1-1 | - | 0-1 | 1-0 |

Horizon League (0-0)

| School | Overall | H | A | N |
|--------|---------|---|---|---|
| None | | | | |

Ivy League (0-0)

| School | Overall | H | A | N |
|--------|---------|---|---|---|
| None | | | | |

Metro Atlantic Athletic Conference (0-0)

| School | Overall | H | A | N |
|--------|---------|---|---|---|
| None | | | | |

Mid-American Conference (0-0)

| School | Overall | H | A | N |
|--------|---------|---|---|---|
| None | | | | |

Mid-Eastern Athletic Conference (1-1)

| School | Overall | H | A | N |
|--------------------|------------|------------|----------|----------|
| Md Eastern Shore | 1-0 | 1-0 | - | - |
| South Carolina St. | 0-1 | 0-1 | - | - |
| Totals | 1-1 | 1-1 | - | - |

Missouri Valley Conference (10-10)

| School | Overall | H | A | N |
|-------------------|--------------|------------|------------|------------|
| Bradley | 2-1 | 1-0 | 1-0 | 0-1 |
| Evansville | 1-1 | 1-0 | 0-1 | - |
| Illinois State | 1-1 | 1-0 | 0-1 | - |
| Indiana State | 2-0 | 1-0 | 1-0 | - |
| Loyola Chicago | 0-2 | 0-1 | 0-1 | - |
| Missouri State | 2-0 | 1-0 | 1-0 | - |
| Northern Iowa | 1-1 | 1-0 | 0-1 | - |
| Southern Illinois | 1-2 | 0-2 | 1-0 | - |
| Valparaiso | 0-2 | 0-1 | 0-1 | - |
| Totals | 10-10 | 6-4 | 4-5 | 0-1 |

Mountain West Conference (0-1)

| School | Overall | H | A | N |
|---------|---------|---|-----|---|
| Wyoming | 0-1 | - | 0-1 | - |

Northeast Conference (1-0)

| School | Overall | H | A | N |
|------------------|---------|---|---|-----|
| Mount St. Mary's | 1-0 | - | - | 1-0 |

Ohio Valley Conference (1-0)

| School | Overall | H | A | N |
|----------------|---------|---|-----|---|
| Tennessee Tech | 1-0 | - | 1-0 | - |

Pac-12 Conference (0-3)

| School | Overall | H | A | N |
|---------------|------------|----------|------------|------------|
| California | 0-1 | - | 0-1 | - |
| Colorado | 0-2 | - | 0-1 | 0-1 |
| Totals | 0-3 | - | 0-2 | 0-1 |

Patriot League (1-1)

| School | Overall | H | A | N |
|--------|---------|-----|-----|---|
| Navy | 1-1 | 1-0 | 0-1 | - |

Southeastern Conference (0-2)

| School | Overall | H | A | N |
|----------|---------|-----|-----|---|
| Arkansas | 0-1 | 0-1 | - | - |
| Georgia | 0-1 | - | 0-1 | - |

Southern Conference (37-35)

| School | Overall | H | A | N |
|-------------------|--------------|-------------|--------------|------------|
| Chattanooga | 3-6 | 2-2 | 0-4 | 1-0 |
| The Citadel | 7-2 | 3-1 | 3-1 | 1-0 |
| East. Tenn. State | 3-4 | 3-0 | 0-2 | 0-1 |
| Mercer | 4-3 | 2-1 | 1-2 | 1-0 |
| Samford | 5-4 | 2-1 | 3-2 | 0-1 |
| UNC Greensboro | 4-4 | 2-1 | 1-3 | 1-0 |
| VMI | 4-2 | 2-1 | 2-1 | - |
| Western Carolina | 4-3 | 3-0 | 1-3 | - |
| Wofford | 2-7 | 2-2 | 0-4 | 0-1 |
| Totals | 36-35 | 21-9 | 11-22 | 4-3 |

Southland Conference (2-1)

| School | Overall | H | A | N |
|-------------------|------------|------------|----------|------------|
| Abilene Christian | 1-0 | 1-0 | - | - |
| Sam Houston St. | 1-0 | 1-0 | - | - |
| Texas A&M-CC | 0-1 | - | - | 0-1 |
| Totals | 2-1 | 2-0 | - | 0-1 |

Southwestern Athletic Conference (1-0)

| School | Overall | H | A | N |
|-----------------|---------|-----|---|---|
| Ark.-Pine Bluff | 1-0 | 1-0 | - | - |

Sun Belt Conference (4-5)

| School | Overall | H | A | N |
|-------------------|------------|------------|------------|------------|
| Appalachian State | 3-0 | 2-0 | 1-0 | - |
| Georgia Southern | 0-3 | 0-1 | 0-1 | 0-1 |
| Louisiana | 0-2 | 0-1 | - | 0-1 |
| Louisiana-Monroe | 1-0 | 1-0 | - | - |
| Totals | 4-5 | 3-2 | 1-1 | 0-2 |

The Summit League (1-4)

| School | Overall | H | A | N |
|------------------|------------|------------|------------|------------|
| Omaha | 1-1 | 1-0 | 0-1 | - |
| South Dakota | 0-1 | - | 0-1 | - |
| South Dakota St. | 0-2 | - | 0-1 | 0-1 |
| Totals | 1-4 | 1-0 | 0-3 | 0-1 |

West Coast Conference (0-0)

| School | Overall | H | A | N |
|--------|---------|---|---|---|
| None | | | | |

Western Athletic Conference (1-0)

| School | Overall | H | A | N |
|---------------|---------|-----|---|---|
| Chicago State | 1-0 | 1-0 | - | - |

Independent

| School | Overall | H | A | N |
|--------|---------|---|---|---|
| None | | | | |

Division II/Other (10-1)

| School | Overall | H | A | N |
|--------------------|-------------|-------------|----------|----------|
| Allen | 1-0 | 1-0 | - | - |
| Bluefield | 1-0 | 1-0 | - | - |
| Brevard | 1-0 | 1-0 | - | - |
| Coe College | 1-0 | 1-0 | - | - |
| Colorado Christian | 1-0 | 1-0 | - | - |
| Hiwassee | 1-0 | 1-0 | - | - |
| Mars Hill | 0-1 | 0-1 | - | - |
| Piedmont Int'l | 1-0 | 1-0 | - | - |
| Sewanee | 1-0 | 1-0 | - | - |
| St. Andrews | 1-0 | 1-0 | - | - |
| Trinity Baptist | 1-0 | 1-0 | - | - |
| Totals | 10-1 | 10-1 | - | - |



2018-19 COLORADO STATE SEASON AND CAREER HIGHS

0 Hyron Edwards

Category Season & Career High

Points
Rebounds
Assists
Steals
Blocks
Field Goals
3 Pointers
Free Throws
Minutes

1 Zo Tyson

Category Season & Career High

Points 6, vs. Colorado Christian (11/7/18)
Rebounds 4, vs. Arkansas (12/5/18)
Assists 2, vs. Louisiana (11/19/18)
Steals
Blocks 1, vs. Arkansas (12/5/18), vs. Sam Houston State (12/8/18)
Field Goals 1, vs. Colorado Christian (11/7/18), vs. Southern Illinois (11/27/18)
3 Pointers
Free Throws 4, vs. Colorado Christian (11/7/18)
Minutes 14, vs. Arkansas (12/5/18)

2 Sam Bannec

Category Season & Career High

Points 3, vs. Colorado Christian (11/7/18)
Rebounds 1, vs. Colorado Christian (11/7/18)
Assists 1, vs. Arkansas-Pine Bluff (11/10/18)
Steals
Blocks
Field Goals 1, vs. Colorado Christian (11/7/18)
3 Pointers 1, vs. Colorado Christian (11/7/18)
Free Throws
Minutes 4, vs. Colorado Christian (11/7/18)

3 Kendle Moore

Category Season & Career High

Points 26, vs. Colorado Christian (11/7/18)
Rebounds 4, vs. Colorado Christian (11/7/18), vs. South Dakota State (11/21/18)
Assists 4, four times
Steals 5, vs. Florida Gulf Coast (11/20/18)
Blocks
Field Goals 9, vs. Colorado Christian (11/7/18)
3 Pointers 4, vs. Colorado Christian (11/7/18)
Free Throws 7, vs. Montana State (11/14/18)
Minutes 35, vs. Montana State (11/14/18), vs. Louisiana (11/19/18)

12 Juan Sabino II

Category 2018-19 Season High

Points 2, vs. San Jose State (2/10/18)
Rebounds 3, vs. Boise State (2/21/18)
Assists 1, vs. Colorado Christian (11/7/18)
Steals
Blocks
Field Goals 1, vs. San Jose State (2/10/18)
3 Pointers
Free Throws
Minutes 4, two times

Career High

2, vs. San Jose State (2/10/18)
3, vs. Boise State (2/21/18)
1, vs. Colorado Christian (11/7/18)
1, vs. Fresno State (2/11/17)
1, vs. San Jose State (2/10/18)
4, two times

13 Lorenzo Jenkins

Category 2018-19 Season High

Points 17, vs. Louisiana (11/19/18)
Rebounds 10, vs. Louisiana (11/19/18)
Assists 3, vs. Louisiana (11/19/18)
Steals 2, vs. Montana State (11/14/18)
Blocks 1, three times
Field Goals 6, two times
3 Pointers 4, vs. Montana State (11/14/18)
Free Throws 2, two times
Minutes 32, vs. Louisiana (11/19/18)

Career High (D-I career)

17, vs. Louisiana (11/19/18)
10, vs. Louisiana (11/19/18)
3, vs. Louisiana (11/19/18)
2, vs. Montana State (11/14/18)
1, seven times
6, two times
4, two times
3, two times
32, vs. Louisiana (11/19/18)

14 Robbie Berwick

Category 2018-19 Season High

Points 4, vs. Arkansas-Pine Bluff (11/10/18)
Rebounds 4, vs. Colorado Christian (11/7/18)
Assists 6, vs. Colorado Christian (11/7/18)
Steals
Blocks
Field Goals
3 Pointers
Free Throws 4, vs. Arkansas-Pine Bluff (11/10/18)
Minutes 28, vs. Colorado Christian (11/7/18)

Career High (D-I career)

13, vs. Virginia Tech (1/6/15)
6, vs. Virginia Tech (1/6/15)
6, vs. Colorado Christian (11/7/18)
3, vs. The Citadel (11/25/14)
1, at Pittsburgh (1/14/15)
5, vs. Virginia Tech (1/6/15)
2, five times
4, vs. Arkansas-Pine Bluff (11/10/18)
28, three times

15 Anthony Masinton-Bonner

Category 2018-19 Season High

Points 22, vs. Colorado Christian (11/7/18)
Rebounds 6, vs. Sam Houston State (12/8/18)
Assists 4, two times
Steals 3, vs. Montana State (11/14/18)
Blocks
Field Goals 8, vs. Colorado Christian (11/7/18)
3 Pointers 6, vs. Colorado Christian (11/7/18)
Free Throws 6, vs. Florida Gulf Coast (11/20/18)
Minutes 34, vs. Arkansas (12/5/18)

Career High

22, two times
6, vs. Sam Houston State (12/8/18)
4, three times
3, vs. Montana State (11/14/18)
1, two times
8, vs. Colorado Christian (11/7/18)
6, vs. Colorado Christian (11/7/18)
6, two times
50, vs. Wyoming (1/31/18)

21 Logan Ryan

Category 2018-19 Season High

Points 7, vs. Arkansas-Pine Bluff (11/10/18)
Rebounds 4, four times
Assists 2, three times
Steals 1, vs. Colorado Christian (11/7/18)
Blocks
Field Goals 2, two times
3 Pointers
Free Throws 3, vs. Arkansas-Pine Bluff (11/10/18)
Minutes 14, two times

Career High (Same as Season High)

13, at San Diego State (1/24/18)
10, vs. Wyoming (1/31/18)
3, vs. Wyoming (1/31/18)
1, vs. Boise State (2/21/18)
1, three times
5, at San Diego State (1/24/18)
3, at San Diego State (1/24/18)
3, vs. Arkansas-Pine Bluff (11/10/18)
24, vs. Wyoming (1/31/18)

22 J.D. Paige

Category 2018-19 Season High

Points 23, two times
Rebounds 7, vs. Florida Gulf Coast (11/20/18)
Assists 6, vs. Arkansas-Pine Bluff (11/10/18)
Steals 2, two times
Blocks
Field Goals 9, vs. Montana State (11/14/18)
3 Pointers 4, vs. Arkansas-Pine Bluff (11/10/18)
Free Throws 8, vs. Sam Houston State (12/8/18)
Minutes 37, vs. Sam Houston State (12/8/18)

Career High

23, four times
7, two times
6, two times
4, two times
3, vs. SE Louisiana (11/25/16)
9, two times
5, two times
8, two times
40, vs. Nevada (3/11/17)

30 Kris Martin

Category Season & CSU Career High

Points 21, at Colorado (12/1/18)
Rebounds 7, vs. South Dakota State (11/21/18)
Assists 8, vs. Arkansas (12/5/18)
Steals 1, vs. South Dakota State (11/21/18)
Blocks 1, vs. South Dakota State (11/21/18)
Field Goals 8, at Colorado (12/1/18)
3 Pointers 3, vs. Southern Illinois (11/27/18), at Colorado (12/1/18)
Free Throws 4, vs. Southern Illinois (11/27/18)
Minutes 35, vs. Arkansas (12/5/18)

31 Adam Thistlewood

Category Season & Career High

Points 17, vs. Louisiana (11/19/18)
Rebounds 7, vs. Arkansas-Pine Bluff (11/10/18)
Assists 2, vs. Arkansas-Pine Bluff (11/10/18), vs. Southern Illinois (11/27/18)
Steals 2, vs. Colorado Christian (11/7/18)
Blocks 2, vs. South Dakota State (11/21/18)
Field Goals 6, vs. Louisiana (11/19/18)
3 Pointers 2, three times
Free Throws 9, vs. Arkansas-Pine Bluff (11/10/18)
Minutes 30, vs. Florida Gulf Coast (11/20/18)

32 Nico Carvacho

Category 2018-19 Season High

Points 20, vs. Sam Houston State (12/8/18)
Rebounds 19, vs. Sam Houston State (12/8/18)
Assists 3, two times
Steals 2, vs. Louisiana (11/19/18)
Blocks 1, four times
Field Goals 8, vs. Florida Gulf Coast (11/20/18)
3 Pointers
Free Throws 6, three times
Minutes 36, two times

Career High

26, vs. San Jose State (2/10/18)
20, two times
7, at Nevada (2/25/18)
3, three times
4, two times
11, vs. San Jose State (2/10/18)
2, at San Diego State (1/24/18)
6, four times
39, at Nevada (2/25/18)

33 Jack Schoemann

Category Season & Career High

Points 2, vs. Arkansas-Pine Bluff (11/10/18)
Rebounds
Assists
Steals
Blocks
Field Goals
3 Pointers
Free Throws 2, vs. Arkansas-Pine Bluff (11/10/18)
Minutes 8, vs. Colorado Christian (11/7/18)

Colorado State Rams (Team)

Category 2018-19 Season High















Points 100, vs. Colorado Christian (11/7/18)
Rebounds 49, vs. Colorado Christian (11/7/18)
Assists 21, vs. Colorado Christian (11/7/18), vs. Arkansas-Pine Bluff (11/10/18)
Steals 9, vs. Louisiana (11/19/18), vs. Florida Gulf Coast (11/20/18)
Blocks 4, vs. South Dakota State (11/21/18)
Field Goals 34, vs. Colorado Christian (11/7/18)
3 Pointers 16, vs. Colorado Christian (11/7/18)
Free Throws 26, vs. Arkansas-Pine Bluff (11/10/18)
Minutes 40, 10 times



GAME 11 - SOUTH DAKOTA

Colorado State Rams: 5-5 (0-0 in Mountain West) in 2018-19; Five postseason appearances in the last seven seasons; nine 20-win seasons

Head Coach Niko Medved: 1st season in Fort Collins; 6th season as head coach (84-92); Previous head coaching stops at Furman and Drake; Former CSU assistant (2007-13), helping the Rams to back-to-back NCAA appearances (2012 & 2013), including a win over Missouri in the first round in 2013

| | | | | | | | | | | | | | | | | | | | | | | | | | | | | | | | | | | | | | | | | | | | | | | | | | | | | | | | | | | | | | | | | | | |
|--|---|--|------|------|-----|-----|-------|-------|-----|-----|-----|-------|-------|------|------|------|-----|-----|-------|-------|----|--|--|--|--|--|--|--|--|---------------|--|--|--|--|--|--|--|--|--|--|--|--|--|--|--|--|--|--|--|--|--|--|--|--|--|--|---|----------------------------------|--|--|--|--|--|--|--|--|
|  | <div>0</div> <div>Hyron Edwards G • 6-0 • 165 • R-Jr. East Chicago, Ind. Trinity Valley (TX) CC</div> | <table><tr><td>GP-S</td><td>mpg</td><td>ppg</td><td>rpg</td><td>apg</td><td>spg</td><td>fg%</td><td>3p%</td><td>ft%</td></tr><tr><td>18-19</td><td></td><td></td><td></td><td></td><td></td><td></td><td></td><td></td></tr><tr><td>MW</td><td></td><td></td><td></td><td></td><td></td><td></td><td></td><td></td></tr><tr><td>Career bests:</td><td>Pts. -</td><td></td><td></td><td></td><td></td><td></td><td></td><td></td></tr><tr><td></td><td>Reb. -</td><td></td><td></td><td></td><td></td><td></td><td></td><td></td></tr><tr><td></td><td>Ass. -</td><td></td><td></td><td></td><td></td><td></td><td></td><td></td></tr></table> | GP-S | mpg | ppg | rpg | apg | spg | fg% | 3p% | ft% | 18-19 | | | | | | | | | MW | | | | | | | | | Career bests: | Pts. - | | | | | | | | | Reb. - | | | | | | | | | Ass. - | | | | | | | | Could see first action at end of first semester after transferring from Texas Tech... Played his first two years of college basketball at Trinity Valley CC... Started in 25 of 26 gms played as a soph... Avg 18.5 pts, 4.9 asts and 1.7 stls, leading the squad to 24-7 mark and a berth in the NJCAA Region XIV Tourney... Earned Honorable Mention All-American honors... Was an ESPN top 100 recruit out of high school. | | | | | | | | | |
| GP-S | mpg | ppg | rpg | apg | spg | fg% | 3p% | ft% | | | | | | | | | | | | | | | | | | | | | | | | | | | | | | | | | | | | | | | | | | | | | | | | | | | | | | | | | | |
| 18-19 | | | | | | | | | | | | | | | | | | | | | | | | | | | | | | | | | | | | | | | | | | | | | | | | | | | | | | | | | | | | | | | | | | |
| MW | | | | | | | | | | | | | | | | | | | | | | | | | | | | | | | | | | | | | | | | | | | | | | | | | | | | | | | | | | | | | | | | | | |
| Career bests: | Pts. - | | | | | | | | | | | | | | | | | | | | | | | | | | | | | | | | | | | | | | | | | | | | | | | | | | | | | | | | | | | | | | | | | |
| | Reb. - | | | | | | | | | | | | | | | | | | | | | | | | | | | | | | | | | | | | | | | | | | | | | | | | | | | | | | | | | | | | | | | | | |
| | Ass. - | | | | | | | | | | | | | | | | | | | | | | | | | | | | | | | | | | | | | | | | | | | | | | | | | | | | | | | | | | | | | | | | | |
|  | <div>1</div> <div>Zo Tyson F • 6-10 • 195 • R-Jr. Fayetteville, N.C. Cape Fear CC</div> | <table><tr><td>GP-S</td><td>mpg</td><td>ppg</td><td>rpg</td><td>apg</td><td>spg</td><td>fg%</td><td>3p%</td><td>ft%</td></tr><tr><td>18-19</td><td>6-0</td><td>7.7</td><td>1.3</td><td>1.7</td><td>0.8</td><td>0.2</td><td>.400</td><td>.000</td></tr><tr><td>MW</td><td></td><td></td><td></td><td></td><td></td><td></td><td></td><td></td></tr><tr><td>Career bests:</td><td>Pts. - 6, vs. Colorado Christian (11/7/18)</td><td></td><td></td><td></td><td></td><td></td><td></td><td></td></tr><tr><td></td><td>Reb. - 3, vs. Colorado Christian (11/7/18)</td><td></td><td></td><td></td><td></td><td></td><td></td><td></td></tr><tr><td></td><td>Ass. - 2, vs. Louisiana (11/19/18)</td><td></td><td></td><td></td><td></td><td></td><td></td><td></td></tr></table> | GP-S | mpg | ppg | rpg | apg | spg | fg% | 3p% | ft% | 18-19 | 6-0 | 7.7 | 1.3 | 1.7 | 0.8 | 0.2 | .400 | .000 | MW | | | | | | | | | Career bests: | Pts. - 6, vs. Colorado Christian (11/7/18) | | | | | | | | | Reb. - 3, vs. Colorado Christian (11/7/18) | | | | | | | | | Ass. - 2, vs. Louisiana (11/19/18) | | | | | | | | Had one steal in 5 min at CU (12/1)... Scored 6 pts, 3 reb in 8 min in first CSU game vs. CCU (11/7)... Sat out entire 2017-18 season due to foot injury... Two-year letter-winner at Cape Fear CC... As a soph., started in 25 of his 31 gms, avg 14.0 pts and 8.4 rebs, increasing those avgs to 16.6 pts and 9.4 rebs in league... Shot 65.2% FG and 68.3% FT and added 26 asts, 22 stls, and 47 blks... Posted career-high 27 pts against Clinton JC. | | | | | | | | | |
| GP-S | mpg | ppg | rpg | apg | spg | fg% | 3p% | ft% | | | | | | | | | | | | | | | | | | | | | | | | | | | | | | | | | | | | | | | | | | | | | | | | | | | | | | | | | | |
| 18-19 | 6-0 | 7.7 | 1.3 | 1.7 | 0.8 | 0.2 | .400 | .000 | | | | | | | | | | | | | | | | | | | | | | | | | | | | | | | | | | | | | | | | | | | | | | | | | | | | | | | | | | |
| MW | | | | | | | | | | | | | | | | | | | | | | | | | | | | | | | | | | | | | | | | | | | | | | | | | | | | | | | | | | | | | | | | | | |
| Career bests: | Pts. - 6, vs. Colorado Christian (11/7/18) | | | | | | | | | | | | | | | | | | | | | | | | | | | | | | | | | | | | | | | | | | | | | | | | | | | | | | | | | | | | | | | | | |
| | Reb. - 3, vs. Colorado Christian (11/7/18) | | | | | | | | | | | | | | | | | | | | | | | | | | | | | | | | | | | | | | | | | | | | | | | | | | | | | | | | | | | | | | | | | |
| | Ass. - 2, vs. Louisiana (11/19/18) | | | | | | | | | | | | | | | | | | | | | | | | | | | | | | | | | | | | | | | | | | | | | | | | | | | | | | | | | | | | | | | | | |
|  | <div>2</div> <div>Sam Bannec G • 6-3 • 180 • Fr. Aurora, Colo. Regis Jesuit HS</div> | <table><tr><td>GP-S</td><td>mpg</td><td>ppg</td><td>rpg</td><td>apg</td><td>spg</td><td>fg%</td><td>3p%</td><td>ft%</td></tr><tr><td>18-19</td><td>2-0</td><td>3.0</td><td>1.5</td><td>0.5</td><td>0.5</td><td>0.0</td><td>1.000</td><td>1.000</td></tr><tr><td>MW</td><td></td><td></td><td></td><td></td><td></td><td></td><td></td><td></td></tr><tr><td>Career bests:</td><td>Pts. - 3, vs. Colorado Christian (11/7/18)</td><td></td><td></td><td></td><td></td><td></td><td></td><td></td></tr><tr><td></td><td>Reb. - 1, vs. Colorado Christian (11/7/18)</td><td></td><td></td><td></td><td></td><td></td><td></td><td></td></tr><tr><td></td><td>Ass. -</td><td></td><td></td><td></td><td></td><td></td><td></td><td></td></tr></table> | GP-S | mpg | ppg | rpg | apg | spg | fg% | 3p% | ft% | 18-19 | 2-0 | 3.0 | 1.5 | 0.5 | 0.5 | 0.0 | 1.000 | 1.000 | MW | | | | | | | | | Career bests: | Pts. - 3, vs. Colorado Christian (11/7/18) | | | | | | | | | Reb. - 1, vs. Colorado Christian (11/7/18) | | | | | | | | | Ass. - | | | | | | | | Scored his first collegiate pts with a 3 late in the win over CCU (11/7)...Led his team to a 19-6 record and Class 5A Sweet 16 as a senior, avg 12.8 pts, 4.1 rebs and 2.2 asts per contest. Named All-Continental League Second Team honoree and to Team West for the 2018 A-Town All-Stars... Also played in The Show: Colorado all-star game... Scored in double figures in 18 gms, high of 31. | | | | | | | | | |
| GP-S | mpg | ppg | rpg | apg | spg | fg% | 3p% | ft% | | | | | | | | | | | | | | | | | | | | | | | | | | | | | | | | | | | | | | | | | | | | | | | | | | | | | | | | | | |
| 18-19 | 2-0 | 3.0 | 1.5 | 0.5 | 0.5 | 0.0 | 1.000 | 1.000 | | | | | | | | | | | | | | | | | | | | | | | | | | | | | | | | | | | | | | | | | | | | | | | | | | | | | | | | | | |
| MW | | | | | | | | | | | | | | | | | | | | | | | | | | | | | | | | | | | | | | | | | | | | | | | | | | | | | | | | | | | | | | | | | | |
| Career bests: | Pts. - 3, vs. Colorado Christian (11/7/18) | | | | | | | | | | | | | | | | | | | | | | | | | | | | | | | | | | | | | | | | | | | | | | | | | | | | | | | | | | | | | | | | | |
| | Reb. - 1, vs. Colorado Christian (11/7/18) | | | | | | | | | | | | | | | | | | | | | | | | | | | | | | | | | | | | | | | | | | | | | | | | | | | | | | | | | | | | | | | | | |
| | Ass. - | | | | | | | | | | | | | | | | | | | | | | | | | | | | | | | | | | | | | | | | | | | | | | | | | | | | | | | | | | | | | | | | | |
|  | <div>3</div> <div>Kendle Moore G • 5-10 • 145 • Fr. Danville, Ill. Danville HS</div> | <table><tr><td>GP-S</td><td>mpg</td><td>ppg</td><td>rpg</td><td>apg</td><td>spg</td><td>fg%</td><td>3p%</td><td>ft%</td></tr><tr><td>18-19</td><td>10-10</td><td>30.8</td><td>11.4</td><td>2.5</td><td>2.5</td><td>1.6</td><td>.532</td><td>.343</td></tr><tr><td>MW</td><td></td><td></td><td></td><td></td><td></td><td></td><td></td><td></td></tr><tr><td>Career bests:</td><td>Pts. - 26, vs. Colorado Christian (11/7/18)</td><td></td><td></td><td></td><td></td><td></td><td></td><td></td></tr><tr><td></td><td>Reb. - 4, three times</td><td></td><td></td><td></td><td></td><td></td><td></td><td></td></tr><tr><td></td><td>Ass. - 4, four times</td><td></td><td></td><td></td><td></td><td></td><td></td><td></td></tr></table> | GP-S | mpg | ppg | rpg | apg | spg | fg% | 3p% | ft% | 18-19 | 10-10 | 30.8 | 11.4 | 2.5 | 2.5 | 1.6 | .532 | .343 | MW | | | | | | | | | Career bests: | Pts. - 26, vs. Colorado Christian (11/7/18) | | | | | | | | | Reb. - 4, three times | | | | | | | | | Ass. - 4, four times | | | | | | | | 10+ pts 6 of first 9 college gms... Had gm-high 16 pts vs. Ark (12/5)...Handed our 4 ast at CU (12/1)... 17 pts, 4 ast, team season-best 5 stl in win at FGCU (11/20)... Started 1st college gm: team-high 26 pts (8-11 FG, 4-5 3p), 4 reb, 4 ast in 32 min vs CCU (11/7)... All-time leadingscorer at Danville HS- 1,700+ pts... Was top-10 prospect, top point guard after his sr. year from Prep Hoops Illinois... BIG 12 Conf. POY and on both Associated Press & Illinois Basketball Coaches Assoc. Class 3A/4A All-State teams. | | | | | | | | | |
| GP-S | mpg | ppg | rpg | apg | spg | fg% | 3p% | ft% | | | | | | | | | | | | | | | | | | | | | | | | | | | | | | | | | | | | | | | | | | | | | | | | | | | | | | | | | | |
| 18-19 | 10-10 | 30.8 | 11.4 | 2.5 | 2.5 | 1.6 | .532 | .343 | | | | | | | | | | | | | | | | | | | | | | | | | | | | | | | | | | | | | | | | | | | | | | | | | | | | | | | | | | |
| MW | | | | | | | | | | | | | | | | | | | | | | | | | | | | | | | | | | | | | | | | | | | | | | | | | | | | | | | | | | | | | | | | | | |
| Career bests: | Pts. - 26, vs. Colorado Christian (11/7/18) | | | | | | | | | | | | | | | | | | | | | | | | | | | | | | | | | | | | | | | | | | | | | | | | | | | | | | | | | | | | | | | | | |
| | Reb. - 4, three times | | | | | | | | | | | | | | | | | | | | | | | | | | | | | | | | | | | | | | | | | | | | | | | | | | | | | | | | | | | | | | | | | |
| | Ass. - 4, four times | | | | | | | | | | | | | | | | | | | | | | | | | | | | | | | | | | | | | | | | | | | | | | | | | | | | | | | | | | | | | | | | | |
|  | <div>12</div> <div>Juan Sabino II G • 5-11 • 170 • R-Jr. Fountain, Colo. Fountain-Fort Carson HS</div> | <table><tr><td>GP-S</td><td>mpg</td><td>ppg</td><td>rpg</td><td>apg</td><td>spg</td><td>fg%</td><td>3p%</td><td>ft%</td></tr><tr><td>18-19</td><td>2-0</td><td>2.5</td><td>0.0</td><td>0.5</td><td>0.5</td><td>0.0</td><td>.000</td><td>.000</td></tr><tr><td>MW</td><td></td><td></td><td></td><td></td><td></td><td></td><td></td><td></td></tr><tr><td>Career bests:</td><td>Pts. - 2, vs. San Jose State (2/10/18)</td><td></td><td></td><td></td><td></td><td></td><td></td><td></td></tr><tr><td></td><td>Reb. - 3, vs. Boise State (2/21/18)</td><td></td><td></td><td></td><td></td><td></td><td></td><td></td></tr><tr><td></td><td>Ass. - 1, vs. Colorado Christian (11/7/18)</td><td></td><td></td><td></td><td></td><td></td><td></td><td></td></tr></table> | GP-S | mpg | ppg | rpg | apg | spg | fg% | 3p% | ft% | 18-19 | 2-0 | 2.5 | 0.0 | 0.5 | 0.5 | 0.0 | .000 | .000 | MW | | | | | | | | | Career bests: | Pts. - 2, vs. San Jose State (2/10/18) | | | | | | | | | Reb. - 3, vs. Boise State (2/21/18) | | | | | | | | | Ass. - 1, vs. Colorado Christian (11/7/18) | | | | | | | | Saw action in two games for the Rams in 2017-18... Came off the bench for his first CSU bucket, hitting a jumper in the win over San Jose St. (Feb. 10)... Had three rebs in four min of play against Boise St. (Feb. 21)... Joined the team in 2016-17 at midseason as a walk-on... Contributed to the team's 13-5 record in conference action... Played in five games, recording one rebound and one steal. | | | | | | | | | |
| GP-S | mpg | ppg | rpg | apg | spg | fg% | 3p% | ft% | | | | | | | | | | | | | | | | | | | | | | | | | | | | | | | | | | | | | | | | | | | | | | | | | | | | | | | | | | |
| 18-19 | 2-0 | 2.5 | 0.0 | 0.5 | 0.5 | 0.0 | .000 | .000 | | | | | | | | | | | | | | | | | | | | | | | | | | | | | | | | | | | | | | | | | | | | | | | | | | | | | | | | | | |
| MW | | | | | | | | | | | | | | | | | | | | | | | | | | | | | | | | | | | | | | | | | | | | | | | | | | | | | | | | | | | | | | | | | | |
| Career bests: | Pts. - 2, vs. San Jose State (2/10/18) | | | | | | | | | | | | | | | | | | | | | | | | | | | | | | | | | | | | | | | | | | | | | | | | | | | | | | | | | | | | | | | | | |
| | Reb. - 3, vs. Boise State (2/21/18) | | | | | | | | | | | | | | | | | | | | | | | | | | | | | | | | | | | | | | | | | | | | | | | | | | | | | | | | | | | | | | | | | |
| | Ass. - 1, vs. Colorado Christian (11/7/18) | | | | | | | | | | | | | | | | | | | | | | | | | | | | | | | | | | | | | | | | | | | | | | | | | | | | | | | | | | | | | | | | | |
|  | <div>13</div> <div>Lorenzo Jenkins G/F • 6-7 • 210 • R-Jr. Naples, Fla. Arkansas</div> | <table><tr><td>GP-S</td><td>mpg</td><td>ppg</td><td>rpg</td><td>apg</td><td>spg</td><td>fg%</td><td>3p%</td><td>ft%</td></tr><tr><td>18-19</td><td>10-10</td><td>19.8</td><td>7.8</td><td>2.8</td><td>0.7</td><td>0.7</td><td>.391</td><td>.415</td></tr><tr><td>MW</td><td></td><td></td><td></td><td></td><td></td><td></td><td></td><td></td></tr><tr><td>Career bests:</td><td>Pts. - 17, vs. Louisiana (11/21/18)</td><td></td><td></td><td></td><td></td><td></td><td></td><td></td></tr><tr><td></td><td>Reb. - 10, vs. Louisiana (11/21/18)</td><td></td><td></td><td></td><td></td><td></td><td></td><td></td></tr><tr><td></td><td>Ass. - 3, vs. Louisiana (11/21/18)</td><td></td><td></td><td></td><td></td><td></td><td></td><td></td></tr></table> | GP-S | mpg | ppg | rpg | apg | spg | fg% | 3p% | ft% | 18-19 | 10-10 | 19.8 | 7.8 | 2.8 | 0.7 | 0.7 | .391 | .415 | MW | | | | | | | | | Career bests: | Pts. - 17, vs. Louisiana (11/21/18) | | | | | | | | | Reb. - 10, vs. Louisiana (11/21/18) | | | | | | | | | Ass. - 3, vs. Louisiana (11/21/18) | | | | | | | | First college dbl-dbl of career highs of 17 pts, 10 reb, 3 ast vs. Louisiana (11/19)... Started opener-15 pts, 6.0 rebs in 29 min vs. CCU (11/7)... Played in 31 gms in '17-'18, getting lone start at Nev (Feb. 25)... Avg 3.6 pts, 2.1 rebs, 14.0 min a game... Connected on 40.2% from the floor, including 40.7% from the three-point arc... Had season highs of 14 pts (4-5 3p) and six rebs against Florida State (Nov. 19)... Also had double figures against Fresno St (Jan. 6) with 11 points and five rebounds... | | | | | | | | | |
| GP-S | mpg | ppg | rpg | apg | spg | fg% | 3p% | ft% | | | | | | | | | | | | | | | | | | | | | | | | | | | | | | | | | | | | | | | | | | | | | | | | | | | | | | | | | | |
| 18-19 | 10-10 | 19.8 | 7.8 | 2.8 | 0.7 | 0.7 | .391 | .415 | | | | | | | | | | | | | | | | | | | | | | | | | | | | | | | | | | | | | | | | | | | | | | | | | | | | | | | | | | |
| MW | | | | | | | | | | | | | | | | | | | | | | | | | | | | | | | | | | | | | | | | | | | | | | | | | | | | | | | | | | | | | | | | | | |
| Career bests: | Pts. - 17, vs. Louisiana (11/21/18) | | | | | | | | | | | | | | | | | | | | | | | | | | | | | | | | | | | | | | | | | | | | | | | | | | | | | | | | | | | | | | | | | |
| | Reb. - 10, vs. Louisiana (11/21/18) | | | | | | | | | | | | | | | | | | | | | | | | | | | | | | | | | | | | | | | | | | | | | | | | | | | | | | | | | | | | | | | | | |
| | Ass. - 3, vs. Louisiana (11/21/18) | | | | | | | | | | | | | | | | | | | | | | | | | | | | | | | | | | | | | | | | | | | | | | | | | | | | | | | | | | | | | | | | | |
|  | <div>14</div> <div>Robbie Berwick G • 6-5 • 195 • R-Sr. Atascadero, Calif. Florida State</div> | <table><tr><td>GP-S</td><td>mpg</td><td>ppg</td><td>rpg</td><td>apg</td><td>spg</td><td>fg%</td><td>3p%</td><td>ft%</td></tr><tr><td>18-19</td><td>5-0</td><td>13.0</td><td>0.8</td><td>1.6</td><td>2.0</td><td>0.0</td><td>.000</td><td>.000</td></tr><tr><td>MW</td><td></td><td></td><td></td><td></td><td></td><td></td><td></td><td></td></tr><tr><td>Career bests:</td><td>Pts. - 13, vs. Virginia Tech (11/6/15) - FSU</td><td></td><td></td><td></td><td></td><td></td><td></td><td></td></tr><tr><td></td><td>Reb. - 6, vs. Virginia Tech (11/6/15) - FSU</td><td></td><td></td><td></td><td></td><td></td><td></td><td></td></tr><tr><td></td><td>Ass. - 6, vs. Colorado Christian (11/7/18)</td><td></td><td></td><td></td><td></td><td></td><td></td><td></td></tr></table> | GP-S | mpg | ppg | rpg | apg | spg | fg% | 3p% | ft% | 18-19 | 5-0 | 13.0 | 0.8 | 1.6 | 2.0 | 0.0 | .000 | .000 | MW | | | | | | | | | Career bests: | Pts. - 13, vs. Virginia Tech (11/6/15) - FSU | | | | | | | | | Reb. - 6, vs. Virginia Tech (11/6/15) - FSU | | | | | | | | | Ass. - 6, vs. Colorado Christian (11/7/18) | | | | | | | | Career-best 6 ast in 28 min vs. CCU (11/7)... In 21 contests his first season for CSU (missed 10 with injuries), avg 2.5 pts and 0.6 rebs... Hit 37.8% FG and 33.3% 3p... Had a season-high eight pts in 19 min of play in win over San Jose St. (Feb. 10)... Chipped in seven pts in the season-opening win over Sac. St. (Nov. 10)... Season-high 28 min, scored five pts with three asts in victory over NW St. (Nov. 24). | | | | | | | | | |
| GP-S | mpg | ppg | rpg | apg | spg | fg% | 3p% | ft% | | | | | | | | | | | | | | | | | | | | | | | | | | | | | | | | | | | | | | | | | | | | | | | | | | | | | | | | | | |
| 18-19 | 5-0 | 13.0 | 0.8 | 1.6 | 2.0 | 0.0 | .000 | .000 | | | | | | | | | | | | | | | | | | | | | | | | | | | | | | | | | | | | | | | | | | | | | | | | | | | | | | | | | | |
| MW | | | | | | | | | | | | | | | | | | | | | | | | | | | | | | | | | | | | | | | | | | | | | | | | | | | | | | | | | | | | | | | | | | |
| Career bests: | Pts. - 13, vs. Virginia Tech (11/6/15) - FSU | | | | | | | | | | | | | | | | | | | | | | | | | | | | | | | | | | | | | | | | | | | | | | | | | | | | | | | | | | | | | | | | | |
| | Reb. - 6, vs. Virginia Tech (11/6/15) - FSU | | | | | | | | | | | | | | | | | | | | | | | | | | | | | | | | | | | | | | | | | | | | | | | | | | | | | | | | | | | | | | | | | |
| | Ass. - 6, vs. Colorado Christian (11/7/18) | | | | | | | | | | | | | | | | | | | | | | | | | | | | | | | | | | | | | | | | | | | | | | | | | | | | | | | | | | | | | | | | | |
|  | <div>15</div> <div>Anthony Masinton-Bonner G • 6-3 • 180 • R-Jr. Lawrence, Kan. / Lawrence HS</div> | <table><tr><td>GP-S</td><td>mpg</td><td>ppg</td><td>rpg</td><td>apg</td><td>spg</td><td>fg%</td><td>3p%</td><td>ft%</td></tr><tr><td>18-19</td><td>10-10</td><td>31.4</td><td>14.6</td><td>2.8</td><td>1.7</td><td>1.2</td><td>.526</td><td>.456</td></tr><tr><td>MW</td><td></td><td></td><td></td><td></td><td></td><td></td><td></td><td></td></tr><tr><td>Career bests:</td><td>Pts. - 22, two times</td><td></td><td></td><td></td><td></td><td></td><td></td><td></td></tr><tr><td></td><td>Reb. - 5, four times</td><td></td><td></td><td></td><td></td><td></td><td></td><td></td></tr><tr><td></td><td>Ass. - 4, three times (recent - vs. Southern Ill. (11/27/18))</td><td></td><td></td><td></td><td></td><td></td><td></td><td></td></tr></table> | GP-S | mpg | ppg | rpg | apg | spg | fg% | 3p% | ft% | 18-19 | 10-10 | 31.4 | 14.6 | 2.8 | 1.7 | 1.2 | .526 | .456 | MW | | | | | | | | | Career bests: | Pts. - 22, two times | | | | | | | | | Reb. - 5, four times | | | | | | | | | Ass. - 4, three times (recent - vs. Southern Ill. (11/27/18)) | | | | | | | | 13 pts, 2 stl vs. Ark (12/5)... Had 14 pts (5-7 FG, 4-5 3p), 3 reb at CU (12/1)... Scored team-high 20 pts vs. S. Dak. St. (11/20)... Had 17 pts in winn over FGCU (11/20)... Career-high 3 stls with 14 pts & 3 reb vs. Montana St. (11/14)... Tied career bests 22 pts, 5 reb, hitting 8-9 FG (6-7 3p) in win over CCU (11/7)...In all 32 gms in '17-'18, starting 21 with 8.9 pts, 2.7 rebs, 27.1 min... Shot 44.8% from floor... Team-best 43.2% on 3-pt arc, and 82.1% from FT line... Career-best 22 pts vs SDSU (1/24). | | | | | | | | | |
| GP-S | mpg | ppg | rpg | apg | spg | fg% | 3p% | ft% | | | | | | | | | | | | | | | | | | | | | | | | | | | | | | | | | | | | | | | | | | | | | | | | | | | | | | | | | | |
| 18-19 | 10-10 | 31.4 | 14.6 | 2.8 | 1.7 | 1.2 | .526 | .456 | | | | | | | | | | | | | | | | | | | | | | | | | | | | | | | | | | | | | | | | | | | | | | | | | | | | | | | | | | |
| MW | | | | | | | | | | | | | | | | | | | | | | | | | | | | | | | | | | | | | | | | | | | | | | | | | | | | | | | | | | | | | | | | | | |
| Career bests: | Pts. - 22, two times | | | | | | | | | | | | | | | | | | | | | | | | | | | | | | | | | | | | | | | | | | | | | | | | | | | | | | | | | | | | | | | | | |
| | Reb. - 5, four times | | | | | | | | | | | | | | | | | | | | | | | | | | | | | | | | | | | | | | | | | | | | | | | | | | | | | | | | | | | | | | | | | |
| | Ass. - 4, three times (recent - vs. Southern Ill. (11/27/18)) | | | | | | | | | | | | | | | | | | | | | | | | | | | | | | | | | | | | | | | | | | | | | | | | | | | | | | | | | | | | | | | | | |
|  | <div>21</div> <div>Logan Ryan F • 6-7 • 197 • So. Plymouth, Mich. Int'l Sports [Fla.] Academy</div> | <table><tr><td>GP-S</td><td>mpg</td><td>ppg</td><td>rpg</td><td>apg</td><td>spg</td><td>fg%</td><td>3p%</td><td>ft%</td></tr><tr><td>18-19</td><td>6-0</td><td>11.5</td><td>2.7</td><td>2.7</td><td>1.3</td><td>0.2</td><td>.600</td><td>.000</td></tr><tr><td>MW</td><td></td><td></td><td></td><td></td><td></td><td></td><td></td><td></td></tr><tr><td>Career bests:</td><td>Pts. - 13, at San Diego State (1/24/18)</td><td></td><td></td><td></td><td></td><td></td><td></td><td></td></tr><tr><td></td><td>Reb. - 10, vs. Wyoming (1/31/18)</td><td></td><td></td><td></td><td></td><td></td><td></td><td></td></tr><tr><td></td><td>Ass. - 3, vs. Wyoming (1/31/18)</td><td></td><td></td><td></td><td></td><td></td><td></td><td></td></tr></table> | GP-S | mpg | ppg | rpg | apg | spg | fg% | 3p% | ft% | 18-19 | 6-0 | 11.5 | 2.7 | 2.7 | 1.3 | 0.2 | .600 | .000 | MW | | | | | | | | | Career bests: | Pts. - 13, at San Diego State (1/24/18) | | | | | | | | | Reb. - 10, vs. Wyoming (1/31/18) | | | | | | | | | Ass. - 3, vs. Wyoming (1/31/18) | | | | | | | | Had 4 pts, 4 reb in 10 min off bench vs CCU (11/7)... Played in 21 gms as a true frosh, getting lone start at Oregon (Dec. 8)... Averaged 2.3 pts and 1.7 rebs per game... Shot 56.7% FG along with 46.7% beyond the 3-pt line... Had his only double-digit scoring at San Diego State (Jan. 24), scoring 13 pts on 5-6 FG (3-4 3p) in 21 min of play... Had a season-best 10 rebs, 6 pts, 3 ast in a season-high 24 minutes against Wyoming (Jan. 31). | | | | | | | | | |
| GP-S | mpg | ppg | rpg | apg | spg | fg% | 3p% | ft% | | | | | | | | | | | | | | | | | | | | | | | | | | | | | | | | | | | | | | | | | | | | | | | | | | | | | | | | | | |
| 18-19 | 6-0 | 11.5 | 2.7 | 2.7 | 1.3 | 0.2 | .600 | .000 | | | | | | | | | | | | | | | | | | | | | | | | | | | | | | | | | | | | | | | | | | | | | | | | | | | | | | | | | | |
| MW | | | | | | | | | | | | | | | | | | | | | | | | | | | | | | | | | | | | | | | | | | | | | | | | | | | | | | | | | | | | | | | | | | |
| Career bests: | Pts. - 13, at San Diego State (1/24/18) | | | | | | | | | | | | | | | | | | | | | | | | | | | | | | | | | | | | | | | | | | | | | | | | | | | | | | | | | | | | | | | | | |
| | Reb. - 10, vs. Wyoming (1/31/18) | | | | | | | | | | | | | | | | | | | | | | | | | | | | | | | | | | | | | | | | | | | | | | | | | | | | | | | | | | | | | | | | | |
| | Ass. - 3, vs. Wyoming (1/31/18) | | | | | | | | | | | | | | | | | | | | | | | | | | | | | | | | | | | | | | | | | | | | | | | | | | | | | | | | | | | | | | | | | |
|  | <div>22</div> <div>J.D. Paige G • 6-3 • 180 • R-Sr. Denver, Colo. Rangeview HS</div> | <table><tr><td>GP-S</td><td>mpg</td><td>ppg</td><td>rpg</td><td>apg</td><td>spg</td><td>fg%</td><td>3p%</td><td>ft%</td></tr><tr><td>18-19</td><td>9-9</td><td>32.2</td><td>16.1</td><td>4.7</td><td>2.4</td><td>0.6</td><td>.500</td><td>.409</td></tr><tr><td>MW</td><td></td><td></td><td></td><td></td><td></td><td></td><td></td><td></td></tr><tr><td>Career bests:</td><td>Pts. - 23, four times (latest-vs. Sam Houston State (12/8/18))</td><td></td><td></td><td></td><td></td><td></td><td></td><td></td></tr><tr><td></td><td>Reb. - 7, vs. Colorado (12/2/17), vs. Fla. Gulf Coast (11/20/18)</td><td></td><td></td><td></td><td></td><td></td><td></td><td></td></tr><tr><td></td><td>Ass. - 6, vs. Alcorn St (11/27/16), vs. Ark.-Pine Bluff (11/10/18)</td><td></td><td></td><td></td><td></td><td></td><td></td><td></td></tr></table> | GP-S | mpg | ppg | rpg | apg | spg | fg% | 3p% | ft% | 18-19 | 9-9 | 32.2 | 16.1 | 4.7 | 2.4 | 0.6 | .500 | .409 | MW | | | | | | | | | Career bests: | Pts. - 23, four times (latest-vs. Sam Houston State (12/8/18)) | | | | | | | | | Reb. - 7, vs. Colorado (12/2/17), vs. Fla. Gulf Coast (11/20/18) | | | | | | | | | Ass. - 6, vs. Alcorn St (11/27/16), vs. Ark.-Pine Bluff (11/10/18) | | | | | | | | Tied career high w/23 pts (7-14 FG, 8-10 FT) vs. SHSU (12/8)... Had 17 pts, 6 reb, 3 ast at CU (12/1)... Scored 17 pts, 2 ast vs. S. Dak. St. (11/21)... Tied career best with 23 pts (9-16 FG, 4-5 FT) in win over Montana St. (11/14)... Had 14 pts, (4-5 3p) career-high 6 ast in first gm of year vs UABP (11/10)... Started 22 of 23 games in '17-'18, avg 10.4 points (tied for second for CSU), 3.0 rebs, team-best 2.6 asts per game... Scored in double figures 13 times in '17-'18, leading the Rams five times. | | | | | | | | | |
| GP-S | mpg | ppg | rpg | apg | spg | fg% | 3p% | ft% | | | | | | | | | | | | | | | | | | | | | | | | | | | | | | | | | | | | | | | | | | | | | | | | | | | | | | | | | | |
| 18-19 | 9-9 | 32.2 | 16.1 | 4.7 | 2.4 | 0.6 | .500 | .409 | | | | | | | | | | | | | | | | | | | | | | | | | | | | | | | | | | | | | | | | | | | | | | | | | | | | | | | | | | |
| MW | | | | | | | | | | | | | | | | | | | | | | | | | | | | | | | | | | | | | | | | | | | | | | | | | | | | | | | | | | | | | | | | | | |
| Career bests: | Pts. - 23, four times (latest-vs. Sam Houston State (12/8/18)) | | | | | | | | | | | | | | | | | | | | | | | | | | | | | | | | | | | | | | | | | | | | | | | | | | | | | | | | | | | | | | | | | |
| | Reb. - 7, vs. Colorado (12/2/17), vs. Fla. Gulf Coast (11/20/18) | | | | | | | | | | | | | | | | | | | | | | | | | | | | | | | | | | | | | | | | | | | | | | | | | | | | | | | | | | | | | | | | | |
| | Ass. - 6, vs. Alcorn St (11/27/16), vs. Ark.-Pine Bluff (11/10/18) | | | | | | | | | | | | | | | | | | | | | | | | | | | | | | | | | | | | | | | | | | | | | | | | | | | | | | | | | | | | | | | | | |
|  | <div>30</div> <div>Kris Martin G • 6-4 • 190 • R-Jr. Frisco, Texas Oral Roberts</div> | <table><tr><td>GP-S</td><td>mpg</td><td>ppg</td><td>rpg</td><td>apg</td><td>spg</td><td>fg%</td><td>3p%</td><td>ft%</td></tr><tr><td>18-19</td><td>5-0</td><td>28.0</td><td>10.8</td><td>3.6</td><td>2.6</td><td>0.4</td><td>.404</td><td>.350</td></tr><tr><td>MW</td><td></td><td></td><td></td><td></td><td></td><td></td><td></td><td></td></tr><tr><td>Career bests:</td><td>Pts. - 21, at Colorado (12/1/18)</td><td></td><td></td><td></td><td></td><td></td><td></td><td></td></tr><tr><td></td><td>(CSU Only)</td><td></td><td></td><td></td><td></td><td></td><td></td><td></td></tr><tr><td></td><td>Reb. - 7, vs. South Dakota State (11/21/18)</td><td></td><td></td><td></td><td></td><td></td><td></td><td></td></tr><tr><td></td><td>Ass. - 8, vs. Arkansas (12/5/18)</td><td></td><td></td><td></td><td></td><td></td><td></td><td></td></tr></table> | GP-S | mpg | ppg | rpg | apg | spg | fg% | 3p% | ft% | 18-19 | 5-0 | 28.0 | 10.8 | 3.6 | 2.6 | 0.4 | .404 | .350 | MW | | | | | | | | | Career bests: | Pts. - 21, at Colorado (12/1/18) | | | | | | | | | (CSU Only) | | | | | | | | | Reb. - 7, vs. South Dakota State (11/21/18) | | | | | | | | | Ass. - 8, vs. Arkansas (12/5/18) | | | | | | | | Handed out career-high 8 ast vs. Ark (12/5)... Scored team-high 21 pts at CU (12/1)... Tied for team-high with 15 pts in 28 min vs. SIU (11/27)... First CSU game vs. S. Dak. St. (11/21), scoring 11 pts, 7 reb off bench... Susp first 5 gms of '18-'19... Sat out '17-'18 per NCAA transfer rules, 2 yrs of elig. remain...Started 23 of 28 gms as soph. at Oral Roberts... 3rd for ORU, 18th in Summit League at 13.2 pts/gm, shooting 40.8% FG... Led scoring 7 times, with 10+ pts in 18 gms and six of 20+... |
| GP-S | mpg | ppg | rpg | apg | spg | fg% | 3p% | ft% | | | | | | | | | | | | | | | | | | | | | | | | | | | | | | | | | | | | | | | | | | | | | | | | | | | | | | | | | | |
| 18-19 | 5-0 | 28.0 | 10.8 | 3.6 | 2.6 | 0.4 | .404 | .350 | | | | | | | | | | | | | | | | | | | | | | | | | | | | | | | | | | | | | | | | | | | | | | | | | | | | | | | | | | |
| MW | | | | | | | | | | | | | | | | | | | | | | | | | | | | | | | | | | | | | | | | | | | | | | | | | | | | | | | | | | | | | | | | | | |
| Career bests: | Pts. - 21, at Colorado (12/1/18) | | | | | | | | | | | | | | | | | | | | | | | | | | | | | | | | | | | | | | | | | | | | | | | | | | | | | | | | | | | | | | | | | |
| | (CSU Only) | | | | | | | | | | | | | | | | | | | | | | | | | | | | | | | | | | | | | | | | | | | | | | | | | | | | | | | | | | | | | | | | | |
| | Reb. - 7, vs. South Dakota State (11/21/18) | | | | | | | | | | | | | | | | | | | | | | | | | | | | | | | | | | | | | | | | | | | | | | | | | | | | | | | | | | | | | | | | | |
| | Ass. - 8, vs. Arkansas (12/5/18) | | | | | | | | | | | | | | | | | | | | | | | | | | | | | | | | | | | | | | | | | | | | | | | | | | | | | | | | | | | | | | | | | |
|  | <div>31</div> <div>Adam Thistlewood F • 6-6 • 200 • Fr. Golden, Colo. Golden HS</div> | <table><tr><td>GP-S</td><td>mpg</td><td>ppg</td><td>rpg</td><td>apg</td><td>spg</td><td>fg%</td><td>3p%</td><td>ft%</td></tr><tr><td>18-19</td><td>10-3</td><td>26.2</td><td>8.7</td><td>3.5</td><td>1.1</td><td>0.5</td><td>.393</td><td>.300</td></tr><tr><td>MW</td><td></td><td></td><td></td><td></td><td></td><td></td><td></td><td></td></tr><tr><td>Career bests:</td><td>Pts. - 17, vs. Louisiana (11/19/18)</td><td></td><td></td><td></td><td></td><td></td><td></td><td></td></tr><tr><td></td><td>Reb. - 7, vs. Arkansas-Pine Bluff (11/10/18)</td><td></td><td></td><td></td><td></td><td></td><td></td><td></td></tr><tr><td></td><td>Ass. - 3, vs. Montana State (11/14/18)</td><td></td><td></td><td></td><td></td><td></td><td></td><td></td></tr></table> | GP-S | mpg | ppg | rpg | apg | spg | fg% | 3p% | ft% | 18-19 | 10-3 | 26.2 | 8.7 | 3.5 | 1.1 | 0.5 | .393 | .300 | MW | | | | | | | | | Career bests: | Pts. - 17, vs. Louisiana (11/19/18) | | | | | | | | | Reb. - 7, vs. Arkansas-Pine Bluff (11/10/18) | | | | | | | | | Ass. - 3, vs. Montana State (11/14/18) | | | | | | | | Tallied 10 pts vs Ark (12/5)... Scored 17 pts, had 5 reb vs. Louisiana (11/19)... Had 14 pts, 7 reb off bench in win over UABP (11/10)... Started first CSU gm, 10 pts, 5 reb, 26 min... Two-time first-team All-State honoree, three letter... As senior was team captain for 2nd straight year... Avg 22.3 pts, 8.4 rebs, 2.1 asts, 1.7 stls, 1.5 blks in leading Demons to a 21-4 record in '17-'18, including 13-1 mark en route to 4A JeffCo League title and berth in state's Sweet 16... Shot 58% FG, 44% 3p. | | | | | | | | | |
| GP-S | mpg | ppg | rpg | apg | spg | fg% | 3p% | ft% | | | | | | | | | | | | | | | | | | | | | | | | | | | | | | | | | | | | | | | | | | | | | | | | | | | | | | | | | | |
| 18-19 | 10-3 | 26.2 | 8.7 | 3.5 | 1.1 | 0.5 | .393 | .300 | | | | | | | | | | | | | | | | | | | | | | | | | | | | | | | | | | | | | | | | | | | | | | | | | | | | | | | | | | |
| MW | | | | | | | | | | | | | | | | | | | | | | | | | | | | | | | | | | | | | | | | | | | | | | | | | | | | | | | | | | | | | | | | | | |
| Career bests: | Pts. - 17, vs. Louisiana (11/19/18) | | | | | | | | | | | | | | | | | | | | | | | | | | | | | | | | | | | | | | | | | | | | | | | | | | | | | | | | | | | | | | | | | |
| | Reb. - 7, vs. Arkansas-Pine Bluff (11/10/18) | | | | | | | | | | | | | | | | | | | | | | | | | | | | | | | | | | | | | | | | | | | | | | | | | | | | | | | | | | | | | | | | | |
| | Ass. - 3, vs. Montana State (11/14/18) | | | | | | | | | | | | | | | | | | | | | | | | | | | | | | | | | | | | | | | | | | | | | | | | | | | | | | | | | | | | | | | | | |
|  | <div>32</div> <div>Nico Carvacho F/C • 6-11 • 240 • R-Jr. Frisco, Texas Sunrise Christian [Kan.] Academy</div> | <table><tr><td>GP-S</td><td>mpg</td><td>ppg</td><td>rpg</td><td>apg</td><td>spg</td><td>fg%</td><td>3p%</td><td>ft%</td></tr><tr><td>18-19</td><td>10-10</td><td>28.7</td><td>12.8</td><td>11.3</td><td>1.6</td><td>0.6</td><td>.540</td><td>.000</td></tr><tr><td>MW</td><td></td><td></td><td></td><td></td><td></td><td></td><td></td><td></td></tr><tr><td>Career bests:</td><td>Pts. - 26, vs. San Jose State (2/10/18)</td><td></td><td></td><td></td><td></td><td></td><td></td><td></td></tr><tr><td></td><td>Reb. - 20, vs. Winthrop (11/14/17), vs. San Jose St. (2/10/18)</td><td></td><td></td><td></td><td></td><td></td><td></td><td></td></tr><tr><td></td><td>Ass. - 7, at Nevada (2/25/18)</td><td></td><td></td><td></td><td></td><td></td><td></td><td></td></tr></table> | GP-S | mpg | ppg | rpg | apg | spg | fg% | 3p% | ft% | 18-19 | 10-10 | 28.7 | 12.8 | 11.3 | 1.6 | 0.6 | .540 | .000 | MW | | | | | | | | | Career bests: | Pts. - 26, vs. San Jose State (2/10/18) | | | | | | | | | Reb. - 20, vs. Winthrop (11/14/17), vs. San Jose St. (2/10/18) | | | | | | | | | Ass. - 7, at Nevada (2/25/18) | | | | | | | | 6 dbl-dbls this year, 19 in career... 3rd consec. dbl-dbl of 20 pts, 19 reb vs. SHSU (12/8)... 2nd straight dbl-dbl of 12 pts, 11 reb vs. Ark (12/5)... Dbl-dbl of 15 pts, 12 reb at CU (12/1)... Had 16 pts, 9 reb in win over FGCU (11/20)... Team-highs 18 pts, 11 reb in win over UABP (11/10)... Started all 32 gms in '17-'18, only Ram to... Avg 9.2 pts, MW-best 10.3 rebs... Avg 11.1 pts, 12.3 rebs in MW play (next 9.6 rpg) to earn Hon. Mention All-MW by coaches & media... Posted 6th-ever CCU ind. 300-reb season | | | | | | | | | |
| GP-S | mpg | ppg | rpg | apg | spg | fg% | 3p% | ft% | | | | | | | | | | | | | | | | | | | | | | | | | | | | | | | | | | | | | | | | | | | | | | | | | | | | | | | | | | |
| 18-19 | 10-10 | 28.7 | 12.8 | 11.3 | 1.6 | 0.6 | .540 | .000 | | | | | | | | | | | | | | | | | | | | | | | | | | | | | | | | | | | | | | | | | | | | | | | | | | | | | | | | | | |
| MW | | | | | | | | | | | | | | | | | | | | | | | | | | | | | | | | | | | | | | | | | | | | | | | | | | | | | | | | | | | | | | | | | | |
| Career bests: | Pts. - 26, vs. San Jose State (2/10/18) | | | | | | | | | | | | | | | | | | | | | | | | | | | | | | | | | | | | | | | | | | | | | | | | | | | | | | | | | | | | | | | | | |
| | Reb. - 20, vs. Winthrop (11/14/17), vs. San Jose St. (2/10/18) | | | | | | | | | | | | | | | | | | | | | | | | | | | | | | | | | | | | | | | | | | | | | | | | | | | | | | | | | | | | | | | | | |
| | Ass. - 7, at Nevada (2/25/18) | | | | | | | | | | | | | | | | | | | | | | | | | | | | | | | | | | | | | | | | | | | | | | | | | | | | | | | | | | | | | | | | | |
|  | <div>33</div> <div>Jack Schoemann F • 6-7 • 190 • Fr. Prairie Village, Kan. Shawnee Mission East HS</div> | <table><tr><td>GP-S</td><td>mpg</td><td>ppg</td><td>rpg</td><td>apg</td><td>spg</td><td>fg%</td><td>3p%</td><td>ft%</td></tr><tr><td>18-19</td><td>2-0</td><td>5.0</td><td>1.0</td><td>0.0</td><td>0.0</td><td>0.0</td><td>.000</td><td>.000</td></tr><tr><td>MW</td><td></td><td></td><td></td><td></td><td></td><td></td><td></td><td></td></tr><tr><td>Career bests:</td><td>Pts. - 2, vs. Arkansas-Pine Bluff (11/10/18)</td><td></td><td></td><td></td><td></td><td></td><td></td><td></td></tr><tr><td></td><td>Reb. -</td><td></td><td></td><td></td><td></td><td></td><td></td><td></td></tr><tr><td></td><td>Ass. -</td><td></td><td></td><td></td><td></td><td></td><td></td><td></td></tr></table> | GP-S | mpg | ppg | rpg | apg | spg | fg% | 3p% | ft% | 18-19 | 2-0 | 5.0 | 1.0 | 0.0 | 0.0 | 0.0 | .000 | .000 | MW | | | | | | | | | Career bests: | Pts. - 2, vs. Arkansas-Pine Bluff (11/10/18) | | | | | | | | | Reb. - | | | | | | | | | Ass. - | | | | | | | | First college action in 8 min vs CCU (11/7)... Two-year letterwinner, earning All-Sunflower League honors both seasons... Also named honorable mention All-State in 2018... As senior picked to play in Missouri vs. Kansas High School All-Star game for Team Kansas... Earned All-Tournament and MVP honors after leading the Lancers to the title in East's home tourney... Served as team captain his senior year. | | | | | | | | | |
| GP-S | mpg | ppg | rpg | apg | spg | fg% | 3p% | ft% | | | | | | | | | | | | | | | | | | | | | | | | | | | | | | | | | | | | | | | | | | | | | | | | | | | | | | | | | | |
| 18-19 | 2-0 | 5.0 | 1.0 | 0.0 | 0.0 | 0.0 | .000 | .000 | | | | | | | | | | | | | | | | | | | | | | | | | | | | | | | | | | | | | | | | | | | | | | | | | | | | | | | | | | |
| MW | | | | | | | | | | | | | | | | | | | | | | | | | | | | | | | | | | | | | | | | | | | | | | | | | | | | | | | | | | | | | | | | | | |
| Career bests: | Pts. - 2, vs. Arkansas-Pine Bluff (11/10/18) | | | | | | | | | | | | | | | | | | | | | | | | | | | | | | | | | | | | | | | | | | | | | | | | | | | | | | | | | | | | | | | | | |
| | Reb. - | | | | | | | | | | | | | | | | | | | | | | | | | | | | | | | | | | | | | | | | | | | | | | | | | | | | | | | | | | | | | | | | | |
| | Ass. - | | | | | | | | | | | | | | | | | | | | | | | | | | | | | | | | | | | | | | | | | | | | | | | | | | | | | | | | | | | | | | | | | |