



COLORADO STATE

FOOTBALL

15 CONFERENCE CHAMPIONSHIPS | 17 BOWL GAME APPEARANCES | 45 WEEKS IN THE POLLS SINCE 1994 | 27 ALL-AMERICANS
253 FIRST-TEAM ALL-CONFERENCE SELECTIONS | 3 COLLEGE FOOTBALL HALL OF FAME SELECTIONS | 1 JIM THORPE AWARD WINNER

2018 SCHEDULE



Saturday, Aug. 25 • Fort Collins, Colo.
HAWAII
L, 43-34



Friday, Aug. 31 • Denver, Colo.
vs. COLORADO
L, 45-13



Saturday, Sept. 8 • Fort Collins, Colo.
ARKANSAS
W, 34-27



Saturday, Sept. 15 • Gainesville, Fla.
at FLORIDA
L, 48-10



Saturday, Sept. 22 • Fort Collins, Colo.
ILLINOIS STATE
L, 35-19



Saturday, Oct. 6 • San Jose, Calif.
at SAN JOSÉ STATE
W, 42-30



Saturday, Oct. 13 • Fort Collins, Colo.
NEW MEXICO
W, 20-18



Friday, Oct. 19 • Boise, Idaho
at BOISE STATE
L, 56-28



Friday, Oct. 26 • Fort Collins, Colo.
WYOMING
L, 34-21



Saturday, Nov. 10 • Reno, Nev.
at NEVADA
L, 49-10



Saturday, Nov. 17 • Fort Collins, Colo.
#14/13 UTAH STATE
L, 29-24



Thursday, Nov. 22 • 1:30 p.m. MT
at AIR FORCE
USAF, Colo. • CBS Sports Network



Saturday, Dec. 2 • TBA
MW CHAMPIONSHIP
TBD

Full game notes at:
CSURams.com/FBNotes

COLORADO STATE RAMS

3-8 (2-5 MW)



CSU VS. AIR FORCE AT A GLANCE

Date: Thursday, Nov. 22

Time: 1:30 p.m. MT

TV: CBS SPORTS NETWORK

Radio: KARS 102.9 FM
KDCO 1340 AM & 104.7 FM

Location: USAFA, Colo.

Venue: Falcon Stadium

Surface: FieldTurf

Capacity: 46,692

AIR FORCE FALCONS

4-7 (2-5 MW)



QUICK HITS

- Colorado State concludes its season on Thanksgiving Day with a trip down I-25 to the Air Force Academy to take on the Falcons. The Rams play on Thanksgiving for the first time since 1978, when they traveled to Pacific. Air Force has won the last two meetings in the series and holds an advantage of 34-21-1 over the Rams all-time.
- CSU has not won at Air Force since a 31-12 victory on Oct. 31, 2002.
- The Rams rank 16th in FBS in passing yards per game (298.7)
- Junior All-America candidate WR Preston Williams ranks fourth among all FBS players in receptions per game (7.6), 6th in receiving yards (1,097) and tied for fifth with 11 receiving TDs, including two yesterday, both in the fourth quarter.
- Sophomore punter Ryan Stonehouse ranks 2nd in the FBS in gross punting average (48.6).
- Senior linebacker Josh Watson leads the team with career-high 114 tackles on the season to rank 18th FBS in tackles per game (10.4). Watson now ranks sixth in CSU history in career tackles (350).
- Olabisi Johnson returned to action against Utah State on Saturday after missing one game due to injury. Johnson had seven catches for 107 yards against the 14th-ranked Aggies -- the fifth 100-yard game of the Colorado native's career.
- QB Collin Hill has started the Rams' last three games. Over the three starts, Hill has completed 84-of-131 passes (64.1 percent) for 815 yards (271.6/game).
- This is CSU's sixth game this season to be televised on CBS Sports Network (2-3).

COLORADO STATE - STAT LEADERS

Category	Player	Total
Passing Yards	K.J. Carta-Samuels	2,172
Passing TDs	K.J. Carta-Samuels	18
Rushing Yards	Izzy Matthews	665
Rushing TDs	Izzy Matthews	4
Receptions	Preston Williams	84
Receiving Yards	Preston Williams	1,097
Receiving TDs	Preston Williams	11
Total Offense	K.J. Carta-Samuels	2,157
Tackles	Josh Watson	114
Interceptions	V.J. Banks	3
Forced Fumbles	Rashad Ajayi	2
Fumble Recoveries	Josh Watson	2
Sacks	Ellison Hubbard	2.5
Tackles for Loss	E. Jones/J. Watson	7.5
Punt Return Avg.	Olabisi Johnson	4.0
Kick Return Avg.	Anthony Hawkins	21.7

AIR FORCE - STAT LEADERS

Category	Player	Total
Passing Yards	Isaiah Sanders	844
Passing TDs	I. Sanders/D. Hammond III	4
Rushing Yards	Cole Fagan	737
Rushing TDs	DJ Hammond III	9
Receptions	[Six Players]	11
Receiving Yards	Marcus Bennett	431
Receiving TDs	Kade Waguespack	3
Total Offense	Isaiah Sanders	1,310
Tackles	Jeremy Fejedelem	103
Interceptions	Jeremy Fejedelem	2
Forced Fumbles	[Six Players]	1
Fumble Recoveries	[Seven Players]	1
Sacks	Jordan Jackson	4.5
Tackles for Loss	Jordan Jackson	12.5
Punt Return Avg.	Ronald Cleveland	10.4
Kick Return Avg.	Joseph Saucier	21.7



CSU SCHEDULE/RESULTS & NOTES

DATE	OPPONENT	RESULT/TIME (MT)	RECORD	NOTES
Aug. 25	Hawai'i	L, 43-34	0-1 (0-1 MW)	CSU trailed 37-7 before scoring 20 unanswered points... Rams outgained the Rainbow Warriors, 653-617... K.J. Carta-Samuels set a school record with 537 passing yards... Was the earliest in a season that CSU has ever played a league game.
Aug. 31	vs. Colorado	L, 45-13	0-2 (0-1 MW)	Colorado outgained CSU 596-284 and beat the Rams for the fourth year in a row... CSU RB Marcus McElroy led the team in rushing for the first time in his career... Seven different Rams received a pass, including two freshmen tallying their first (Nikko Hall, E.J. Scott)... V.J. Banks had his first interception as a Ram.
Sept. 8	Arkansas	W, 34-27	1-2 (0-1 MW)	CSU rallied from a 27-9 deficit to win 34-27... The Rams scored 25 unanswered points from late in the third quarter through the end of the game... The win is CSU's third-ever against a current SEC program (first at home)... Arkansas was the first SEC team to visit Fort Collins since Mississippi State (1981).
Sept. 15	at Florida	L, 48-10	1-3 (0-1 MW)	The temperature at kickoff was 96 degrees, tying the hottest game ever played at The Swamp and the third-hottest game CSU has ever played... CSU's 3 turnovers led to 13 points for the Gators and 2 punting miscues led to 14 more points for Florida.
Sept. 22	Illinois State Ag Day	L, 35-19	1-4 (0-1 MW)	The Rams took a 6-0 lead into the second quarter, but the Redbirds responded with 21 unanswered points to take control... WR Olabisi Johnson had 107 yards receiving... Marked the first loss for the Rams on Ag Day since 2010.
Oct. 6	at San Jose State	W, 42-30	2-4 (1-1 MW)	CSU took a 28-0 lead into halftime... SJSU scored 30 unanswered points, all in the 3rd quarter, to take a 30-28 lead into the 4th... CSU allowed only 20 total yards in the 4th.
Oct. 13	New Mexico Homecoming & Family Weekend	W, 20-18	3-4 (2-1 MW)	Wyatt Bryan connected on a 26-yard field goal as time expired to win the game for CSU... CSU drove the ball 75 yards in 2:01 on its game-winning drive... The Rams have won nine consecutive games against the Lobos.
Oct. 19	at Boise State	L, 56-28	3-5 (2-2 MW)	Boise State scored 35 unanswered points to open the game... Preston Williams and Warren Jackson each had 100+ receiving yards and Izzy Matthews had 109 rushing.
Oct. 26	Wyoming	L, 34-21	3-6 (2-3 MW)	Wyoming led 3-0 at halftime... Cowboys scored the first 21 points of the third quarter to take a 24-0 lead... Collin Hill made his first start at QB since Oct. 8, 2016.
Nov. 10	at Nevada	L, 49-10	3-7 (2-4 MW)	Score was 7-0 Nevada after one quarter... Wolf Pack scored the first 49 points on their senior night... Preston Williams hauled in a TD and eclipsed the 1,000-yard mark for the year.
Nov. 17	#14/13 Utah State Senior Day	L, 29-24	3-8 (2-5 MW)	CSU had a game-winning Hail Mary from Hill to Williams called back due to penalty with 0:00 on the clock... Seniors Olabisi Johnson (107 rec yds) and Izzy Matthews (100 rush) each eclipsed 100 yards on senior day.
Nov. 22	at Air Force	1:30 p.m.		Air Force has won the last two meetings between the programs and holds a 34-21-1 lead in the all-time series... This game is CSU's first on Thanksgiving Day since losing to Tulsa on the road on Nov. 25, 1965.

CSU PROJECTED STARTERS -- NOTES

QB: #15 Collin Hill, 6-5, 210, RS SO (Dorman HS)

Made his first start of the season (and first since 10/8/16) against Wyoming, throwing for 333 yards... Made 4 starts as a true freshman in 2016 before a knee injury... Redshirted in 2017.

RB: #24 Izzy Matthews, 6-0, 210, SR (Enterprise HS)

On the 2018 Doak Walker Award watch list... Currently 4th in CSU history in career rush TDs (30)... Scored the game-winning TD with 8 seconds left vs. Arkansas on Sept. 8 and the go-ahead TD at SJSU in the 4th quarter... Has 7 career 100-yard games (3 this season).

FB: #46 Adam Prentice, 6-0, 236, RS SO (Clovis HS)

Highest-graded FB in the FBS in 2017 according to PFF College... Wuerffel Trophy watch list, Allstate Good Works Team nominee, Burlsworth Trophy nominee.

FL: #9 Warren Jackson, 6-6, 219, SO (Bishop Alemany HS)

Had 9 catches for 109 yards (both career highs) with 2 TDs at Boise State (10/19)... Had 2 TDs at No. 1 Alabama on 9/16/17 (first of the two was featured on ESPN Sunday NFL Countdown's "You Got Mossed!" segment).

WR: #11 Preston Williams, 6-4, 210, RS SR (Tennessee)

Had 188 receiving yards on 9 catches in his first game as a Ram against Hawai'i... Took over in the second half vs. Arkansas with 8 receptions for 121 yards and 2 TDs in that half alone... Has had 100+ yards in 5 games this season... Ranks in the top 10 in the FBS in several receiving categories... His 84 receptions is fourth-most in program history.

WR: #81 Olabisi Johnson, 6-0, 203, SR (Bear Creek HS)

Had 157 yards receiving on 6 catches with 2 TDs against Hawai'i, the most receiving yards he's had in a regular season game... CSU record 265 receiving yards vs. Idaho in the 2016 Famous Idaho Potato Bowl.

TE: #16 Cameron Butler, 6-2, 238, SO (Ridge View HS)

On the John Mackey Award watch list... Had 107 yards vs. Arkansas, his first 100-yard game at any level (including FBS); it was the first 100-yard game by a CSU TE since Kory Sperry vs. TCU on Oct. 11, 2008.

LT: #69 Barry Wesley, 6-6, 310, RS FR (Bear Creek HS)

Has started every game for the Rams this season (7 at LT, 3 at LG)

LG: #73 Tyler Bjorklund, 6-4, 300, SR (College of the Canyons)

Has made six starts at LG for the Rams this season.

C: #51 Colby Meeks, 6-3, 310, SR (Dr. Phillips HS)

Has started every game for the Rams at C this season. Has played in 40 career games on the o-line as a Ram.

RG: #71 Jeff Taylor, 6-1, 305, JR (Jonesboro HS)

Has every game this season (10 at RG, 1 at LG).

RT: #78 Ben Knox, 6-6, 320, RS SR (Independence C.C.)

Has started every game for the Rams at RT this season... Played 11 games last season, making 7 starts at RT... Played 5 games at USF in 2014.

K: #96 Wyatt Bryan, 6-1, 175, RS SR (Douglas County HS)

School record holder in total points (336); broke the record vs. Arkansas with 14 points in the game (4 FGs, 2 PATs), breaking the record held by CSU legend RB Steve Bartolo (294)... Also is CSU's all-time field goal leader (53 made), setting the record at Nevada on 11/10.

LDE: #33 Emmanuel Jones, 6-4, 266, SO (Woodland HS)

Had a monster performance vs. Arkansas (5 tackles, 1 sack, 2 TFLs, first career INT), including a sack on an Arkansas 3rd-and-4 in the 4th quarter.

NT: #94 Devin Phillips, 6-1, 318, FR (Neville HS)

Played and started his first collegiate game against Hawai'i... Has started 10 games this season as a true freshman... Had his first sack vs. New Mexico (10/13)

DT: #98 Ellison Hubbard, 6-1, 285, SO (Grayson HS)

Leads the team in sacks... Has started every game this season.

RDE: #53 Caleb Smith, 6-3, 255, RS SR (Santa Monica College)

Has made 7 consecutive starts at DE... Picked up his first sack of the year at SJSU (10/6) and also had 2 pass breakups.

SLB: #52 Tre Thomas, 6-2, 223, RS SR (Overland HS)

Second on the team with 83 tackles, including a team-leading 10 vs. Utah State (11/17)... Had an iconic pick-6 in CSU's first game at Canvas Stadium vs. Oregon State last season.

MLB: #55 Josh Watson, 6-2, 240, RS SR (Blue Springs South HS)

Has led the team in tackles in 10 games of this season, averaging 10.4 per game (18th in FBS)... Career-high 17 tackles vs. Wyoming (10/26)... Is sixth in CSU history with 350 career tackles.

WLB: #13 Trey Sutton, 6-0, 230, RS SO, Miami, Fla. (Westminster Christian)

Has made 1 start this season and has 18 tackles for the year.

CB: #19 V.J. Banks, 6-0, 200, RS SR (Rice)

Has a team-leading 3 INTs this season (vs. Colorado, at Florida, at Nevada)... Played 36 career games at Rice, totaling 75 tackles and 2 INTs.

FS: #11 Jordan Fogal, 5-10, 195, RS SR (Utah)

2nd on the team last season with 71 tackles, also had 2 INTs... Graduate transfer from Utah... Received an additional year of eligibility after the 2017 season... Had his first INT of 2018 vs. Arkansas, then added another to shut the door late at SJSU.

SS: #7 Jamal Hicks, 6-1, 200, JR (Narbonne HS)

Registered a season-high 10 tackles twice this year (vs. Hawai'i, vs. Illinois State)... Had 2 INTs vs. Abilene Christian last season (9/9/17)

CB: #4 Rashad Ajayi, 5-10, 175, FR (Langston Hughes HS)

Has started every game this season as a true freshman... Earned Pro Football Focus national team of the week honors following the game at SJSU (10/6)... Had a pick-6 at SJSU.

NICK: #14 Anthony Hawkins, 5-10, 185, JR (Bowie HS)

Has made three starts at nickel this season... Led the Rams with 3 INTs in 2017... Has also played WR this year and is CSU's primary kick returner (21.7 avg).

P: #41 Ryan Stonehouse, 5-11, 170, SO (Mater Dei HS)

Listed on the Ray Guy Award watch list... Associated Press second-team midseason All-American... Had a career-long punt of 68 yards vs. Arkansas, then set a new personal best in the same game with a 70-yarder... Ranks second in the FBS in punting avg.

MIKE BOBO

Head Coach

- 4th Year at CSU
- 21st Year Coaching
- 22nd head coach in program history
- Record: 24-26 (.480)
- Four seasons: 2015-18



Mike Bobo is in his fourth season as head coach at Colorado State in 2018, having been appointed by CSU President Dr. Tony Frank on Dec. 23, 2014, as the 22nd head coach in program history.

Became first CSU coach to win seven regular-season games in first season as head coach ('15) and first to lead CSU to a bowl game in each of his first three seasons. Came to CSU following 14 seasons at Georgia, including eight as offensive coordinator.

Year Coach	----League Games----				----Overall----		
	W-L	PF	PA	Finish	W-L	PF	PA
2015 Mike Bobo.....	5-3	220	232	t3	7-6	385	354
2016 Mike Bobo.....	5-3	308	224	5	7-6	459	395
2017 Mike Bobo.....	5-3	284	235	5	7-6	431	361
2018 Mike Bobo.....	2-5	179	259	-	3-8	255	414

COLORADO STATE FOOTBALL



FOLLOW THE GAME

TV: CBS Sports Network

Rich Waltz Play-By-Play
Aaron Murray Color Analyst
Amanda Balonis Sideline

Radio (Colorado State Rams Radio Network)

Flagship: KARS 102.9 FM

Denver: KDCO 1340 AM & 104.7 FM (Mile High Sports) | Burlington: KNAB 1140 AM | Colorado Springs: KRDO 105.5 FM | Delta: KKVT 97.1 FM | Glenwood Springs: KMTS/KKVT 99.1 FM/93.9 FM | Grand Junction: KKVT 100.7 FM | Lamar: KLMR 920 AM | Longmont: KDCO 92.9 FM | Montrose: KKVT 98.1 FM | Rifle: KKVT/KMTS 100.3 FM/99.5 FM | Steamboat Springs: KTYV 98.9 FM | Sterling: KRFD 100.1 FM | West Glenwood Springs: KMTS 96.7 FM | Yuma: KNEC 100.9 FM ... and on the TuneIn App.

Brian Roth Play-By-Play
Mark Driscoll Color Analyst
Marty Cesario Sideline



VS.



SERIES HISTORY

Series	21-34-1
In Fort Collins	10-13-0
Last Win	Oct. 17, 2015 (38-23)
Last Loss	Oct. 28, 2017 (45-28)
In USAFA	10-18-1
Last Win	Oct. 31, 2002 (31-12)
Last Loss	Nov. 12, 2016 (49-46)

MATCHUP NOTES

- Air Force has won the past two meetings -- 45-28 in Fort Collins last year and 49-46 in USAFA in 2016.
- The home team prevailed in four consecutive outings from 2012-15.
- Air Force won seven consecutive games between the two sides from 2006-12.
- Preceding that Falcons streak was a stretch of five games in the series where the Rams went 4-1 from 2001-05.
- On the line is the Ram-Falcon Trophy, which has been awarded annually to the game's winner since 1980. The trophy is traced back to former CSU ROTC commander Shelly Godkin.
- Neither Air Force or CSU will be going bowling in 2018. This is the first year that neither program will appear in the postseason since 2006.

2018 STATS/RANKINGS

AIR FORCE		COLORADO STATE	
RANK	AVG.	RANK	AVG.
62	409.5	65	408.1
5	273.5	64	84.2
123	135.9	16	298.7
25	151.50	81	129.62
56	30.5	110	23.2
37	354.0	109	449.9
20	121.7	104	203.7
69	232.3	94	246.2
116	153.61	127	171.24
60	26.4	118	37.6
86	-0.27	115	-0.73
63	39.6	47	41.6
30	60.5	67	52.9
81	40.1	49	36.9
36	44.4	54	50.0
7	92.7	64	84.2
92	86.2	85	85.7
128	32.29	85	36.55
61	9.17	122	3.67
85	19.42	63	20.31
52	234	34	254
22	189	83	235
18	4.82	112	7.82
27	46.00	97	64.91
7	33:59	27	31:58

SCOUTING AIR FORCE

- Air Force is 4-7 (2-5 MW) this season and is coming off a 35-27 loss at Wyoming on Saturday.
- The Falcons own league wins over UNLV and New Mexico.
- Air Force leads the MW in rushing with 273.5 yards per game (fifth in the FBS). The Falcons also rank second in the league in rushing defense (121.7).
- Air Force's option attack is quarterbacked by DJ Hammond III, who has 542 passing yards and 361 rushing yards in eight games this season. He leads the team with nine rushing touchdowns.
- Cole Fagan leads the Falcons with 737 rushing yards (4.9 avg), followed by Kadin Remsberg with 549 (6.2 avg).
- Defensive back Jeremy Fejedelem is the team's leading tackler, averaging 9.4 per outing (sixth MW, 32nd FBS).

RAMS ON THANKSGIVING ALL-TIME -- 15-24-2

First game on Thanksgiving:

Nov. 30, 1899 at Wyoming Forfeited by Wyo.

Last 10 games on Thanksgiving:

Nov. 28, 1946	at Colorado	L, 18-0
Nov. 24, 1949	at Colorado	W, 14-7
Nov. 22, 1951	at Denver	L, 21-6
Nov. 22, 1956	at Denver	L, 39-13
Nov. 27, 1958	at Denver	W, 9-8
Nov. 24, 1960	at Denver	L, 21-12
Nov. 22, 1962	Montana	L, 16-15
Nov. 26, 1964	at UTEP	W, 35-8
Nov. 25, 1965	at Tulsa	L, 48-20
Nov. 23, 1978	at Pacific	W, 20-13

-- Thursday's game will be the first between CSU and Air Force on Thanksgiving.

MOUNTAIN WEST STANDINGS (AS OF NOV. 19)

SCHOOL	CONF	CPCT.	OVERALL	PCT.	STREAK
MOUNTAIN					
Utah State	7-0	1.000	10-1	0.909	W10
Boise State	6-1	0.857	9-2	0.818	W6
Wyoming	3-4	0.429	5-6	0.455	W3
Air Force	2-5	0.286	4-7	0.364	L1
Colorado State	2-5	0.286	3-8	0.273	L4
New Mexico	1-6	0.143	3-8	0.273	L6
WEST					
Fresno State	6-1	0.857	9-2	0.818	W1
Nevada	5-2	0.714	7-4	0.636	W4
Hawai'i	4-3	0.571	7-5	0.583	W1
San Diego State	4-3	0.571	7-4	0.636	L2
UNLV	1-6	0.143	3-8	0.273	L1
San Jose State	1-6	0.143	1-10	0.091	L3

COLORADO STATE FOOTBALL



CSU'S RECORD WHEN...

Category	2018	Bobo
Overall	3-8	24-26
Home	2-4	14-10
Away	1-3	10-9
Neutral	0-1	0-7
Mountain West	2-5	17-14
Non-Conference	1-3	7-12
Overtime	0-0	0-3
vs. Top 25	0-0	0-3
Scores first	3-1	20-8
Opponent scores first	0-7	4-18
Leading after 1st quarter	2-1	16-9
Trailing after 1st quarter	0-1	6-12
Tied after 1st quarter	0-1	2-5
Leading at the half	2-0	20-4
Trailing at the half	1-8	4-22
Tied at the half	0-0	0-0
Leading after 3rd quarter	1-0	19-2
Trailing after 3rd quarter	2-8	4-23
Tied after 3rd quarter	0-0	1-1
Wins coin toss	3-5	11-16
Loses coin toss	0-3	13-10
Natural grass	0-2	1-6
Artificial surface	3-6	23-20
August	0-2	1-2
September	1-2	7-8
October	2-2	8-8
November	0-2	8-5
December	0-0	0-3
Score <20 points	0-4	0-11
Score 20-29 points	1-3	6-11
Score 30-39 points	1-1	7-1
Score 40+ points	1-0	11-3
Opponent Scores <20 points	1-10	8-2
Opponent Scores 20-29 points	1-1	9-5
Opponent Scores 30-39 points	1-2	6-6
Opponent Scores 40+ points	0-5	1-14
Gain <20 First Downs	0-1	2-6
Gain 20+ First Downs	3-6	22-19
Opponent Gains <20 1st Downs	2-1	13-7
Opponent Gains 20+ 1st Downs	1-7	11-19
More Rush Yards Than Opponent	1-1	16-3
Fewer Rush Yards Than Opponent	2-7	8-23
Opponent Rushes For <100 Yds	1-0	8-0
Opponent Rushes For 100+ Yds	2-8	16-26
More Pass Yards Than Opponent	2-5	19-16
Fewer Pass Yards Than Opponent	1-3	5-10
Pass For <200 Yards	1-3	5-8
Pass For 200+ Yards	2-5	19-18
Opponent Passes For <200 Yards	2-3	14-11
Opponent Passes For 200+ Yards	1-5	10-15
Pass For <300 Yards	0-3	14-14
Pass For 300+ Yards	2-4	9-11
Opponent Passes For <300 Yds	2-3	18-17
Opponent Passes For 300+ Yds	0-4	5-8
More Total Yards Than Opp.	2-3	20-9
Fewer Total Yards Than Opp.	1-5	4-17
Gain <300 Total Yards	0-2	1-5
Gain 300+ Total Yards	3-5	23-20
Opponent Gains <300 Total Yds	2-0	10-2
Opponent Gains 300+ Total Yds	1-8	14-24
Commit No Turnovers	1-0	11-3
Win Turnover Battle	3-1	14-4
Equal Turnovers As Opponent	1-1	6-4
Lose Turnover Battle	0-5	4-18
Commit <6 Penalties	0-2	7-11
Commit 6+ Penalties	2-6	16-15
3rd Down % <25	0-0	1-1
3rd Down % 25-49	1-5	9-16
3rd Down % 50+	0-2	12-8
Opponent 3rd Down % <25	1-0	4-3
Opponent 3rd Down % 25-49	2-7	15-14
Opponent 3rd Down % 50+	0-1	5-9
Lead Time of Possession	2-3	13-11
Trail Time of Possession	1-5	11-15

FUTURE SCHEDULES

CSU has scheduled 21 non-conference dates from 2019-28 – 17 of which are against Power-5 opponents, with six of them being played in Fort Collins.

- **2019:** Aug. 31 vs. Colorado (Denver), Sept. 7 vs. Western Illinois, Sept. 14 at Arkansas, Sept. 21 vs. Toledo
- **2020:** Sept. 5 vs. Colorado, Sept. 12 at Oregon State, Sept. 19 vs. Northern Colorado, Sept. 26 at Vanderbilt
- **2021:** Sept. 11 vs. Vanderbilt, Sept. 18 at Toledo, Sept. 25 at Iowa
- **2022:** Sept. 17 at Washington State
- **2023:** Sept. 2 vs. Washington State, Sept. 16 at Colorado
- **2024:** Sept. 14 vs. Colorado
- **2025:** Sept. 6 vs. Texas Tech, Sept. 27 at Vanderbilt
- **2026:** Sept. 12 at Texas Tech, Sept. 26 vs. Vanderbilt
- **2027:** Sept. 4 vs. Arizona
- **2028:** Sept. 2 at Arizona

FRESHMEN IN STARTING ROLES

Five different true freshmen have made starts for the Rams through the first five games of the 2018 season:

- CB Rashad Ajayi -- 11 starts
- DT Devin Phillips -- 10
- TE Trey McBride -- 4
- LB Cam'ron Carter -- 1
- DB Tywan Francis -- 1

Combined, CSU has had 27 starts by true freshmen this season. Last year, the Rams had seven combined starts by rookies (TE Cameron Butler -- 6, LB Emmanuel Jones -- 1). In 2016, the Rams had 15 total starts by true freshmen (QB Collin Hill -- 4, WR Anthony Hawkins -- 4, DE Arjay Jean -- 1, DT Toby McBride -- 1, S Jamal Hicks -- 5). In Mike Bobo's first year as head coach, only one true freshman started a game (WR Olabisi Johnson -- 1).

Most starts by a true freshman under Bobo:

- CB Rashad Ajayi, 2018 -- 11
- DT Devin Phillips, 2018 -- 10
- TE Cameron Butler, 2017 -- 6
- S Jamal Hicks, 2016 -- 5

The last true freshman to start every game for the Rams was wide receiver Rashard Higgins (2014). The last time the Rams had two true freshman make at least nine starts in a season was 2010 (QB Pete Thomas -- 12 starts, CB Shaq Bell -- 9 starts).

In addition, redshirt freshman Barry Wesley has started every game this season on the offensive line (eight starts at LT, three at LG). Wesley is one of 13 freshmen (true or redshirt) offensive linemen to start every game this year.

ATTENDANCE REMAINS STRONG IN 2018

Colorado State's average attendance of 29,504 for the six home games in 2018 ranks seventh in school history, and is the second-highest per-game attendance figure for the Rams since 2003, behind last year's record-setting inaugural season at Canvas Stadium (32,062). CSU's total attendance of 177,025 in 2018 is fourth-highest in school history.

NEARING THE 50 GAME MARK

Twelve players in CSU football history have played 50 or more games, including current Rams linebackers Tre Thomas and Josh Watson, along with kicker Wyatt Bryan. Assuming they each play the final regular season game at Air Force, the trio will reach 51 games played for their careers, which would tie them for fourth in program history.

CAREER GAMES PLAYED AT CSU

Player	Games	Years
1. Jake Schlager	56	2013-17
2. Trent Sieg	52	2014-17
Cory James	52	2012-15
4. Trent Matthews	51	2012-15
5. Kevin Nutt, Jr.	50	2014-17
Hayden Hunt	50	2013-16
Tyree Simmons	50	2013-16
Joe Hansley	50	2012-15
Weston Richburg	50	2010-13
Josh Watson	50	2014-18
Tre Thomas	50	2014-18
Wyatt Bryan	50	2014-18

BRYAN NOW CSU'S ALL-TIME SCORING LEADER

Senior kicker Wyatt Bryan has scored more points wearing a CSU uniform than any other player in the 126-year history of the school's football program.

Bryan now has 336 career points. He broke the record in the second quarter of CSU's Sept. 8 contest versus Arkansas on a 44-yard field goal with 32 seconds remaining in the first half. Bryan passed legendary running back Steve Bartalo (294), who had held the record for more than 30 years.

WATCHING WATSON'S TACKLES

Josh Watson is averaging 10.4 tackles per game (third in the MW, 18th in the

RECORDS/MILESTONES

CAREER

K WYATT BRYAN:

Scoring-

1. Wyatt Bryan - 336 - 2015-
2. Steve Bartalo - 294 - 1983-86

FGs Made-

1. Wyatt Bryan - 53 - 2015-
2. Jeff Babcock - 51 - 2002-04

WR OLABISI JOHNSON:

Receiving Yards-

8. Pete Rebstock - 2,185 - 1998-01
9. Paul Turner - 2,060 - 1999-97
10. Todd Tyrrell - 1,994 - 1984-87
11. Olabisi Johnson - 1,931 - 2015-

RB IZZY MATTHEWS:

Rushing TDs-

1. Steve Bartalo - 46 - 1983-86
2. Todd Yert - 36 - 1987-90
3. Kapri Bibbs - 31 - 2013
4. Izzy Matthews - 30 - 2015-
5. Cecil Sapp - 29 - 1999-02

Rushing Yards-

6. Lawrence McCutcheon - 2,917 - 1969-71
7. Gartrell Johnson - 2,776 - 2004-08
8. Cecil Sapp - 2,642 - 1999-2002
9. Izzy Matthews - 2,602 - 2015-
10. Oscar Reed - 2,581 - 1965-67

LB JOSH WATSON:

Tackles-

4. Nate Kvamme - 385 - 1995-98
5. Rick Crowell - 370 - 1996-2000
6. Josh Watson - 350 - 2015-

SEASON

WR PRESTON WILLIAMS:

Receiving Yards-

1. Rashard Higgins - 1,750 - 2014
2. Michael Gallup - 1,413 - 2017
3. David Anderson - 1,293 - 2003
4. Michael Gallup - 1,272 - 2016
5. David Anderson - 1,221 - 2005
6. Willie Miller - 1,193 - 1974
7. Rashawn Greer - 1,114 - 2008
8. Preston Williams - 1,097 - 2018

Receptions-

1. Michael Gallup - 100 - 2017
2. Rashard Higgins - 96 - 2014
3. David Anderson - 86 - 2005
4. Preston Williams - 84 - 2018

CSU HOME

ATTENDANCE RECORDS

SINGLE GAME

1. 39,107 - 10/22/94 vs. Utah
2. 38,129 - 10/3/87 vs. Colorado
3. 37,583 - 8/26/17 vs. Oregon St.
4. 36,765 - 10/14/17 vs. Nevada
5. 36,514 - 10/13/18 vs. New Mexico
6. 36,371 - 9/7/96 vs. Colorado
7. 35,514 - 11/5/94 vs. Wyoming
8. 34,320 - 11/7/98 vs. Wyoming
9. 34,071 - 9/20/97 vs. Air Force
10. 33,979 - 10/1/88 vs. Colorado

SINGLE SEASON (AVG)

1. 32,062 - 2017 (Season record: 7-6)
2. 31,292 - 1998 (8-4)
3. 31,224 - 1994 (10-2)
4. 30,631 - 2003 (7-6)
5. 30,462 - 2002 (10-4)
6. 29,795 - 1997 (11-2)
7. 29,504 - 2018 (3-8)
8. 29,347 - 2005 (6-6)
9. 28,885 - 1996 (7-5)
10. 27,763 - 2001 (7-5)

COLORADO STATE FOOTBALL



FBS). His 114 total tackles is a career high. He now has 350 tackles for his career, putting him sixth in CSU history.

LONG DRIVES UNDER BOBO

Colorado State has recorded a 99-yard touchdown drive in each of the last two seasons, and thus far in 2018 also has a touchdown drive of 96 yards. In head coach Mike Bobo's three-plus seasons at CSU, the Rams have a remarkable five touchdown drives of 96 or more yards, one coming in 2016, two in 2017 and two in 2018.

Longest drives under Bobo:

- 99—vs. Hawai'i, 8/25/18 (4-99, 1:06), TD
- 99—vs. Abilene Christian, 9/9/17 (13-99, 5:51), TD
- 98—vs. New Mexico, 11/19/16 (9-98, 4:03), TD
- 96—vs. New Mexico, 10/13/18 (16-96, 7:31), TD
- 96—vs. Arkansas, 9/8/18 (9-96, 3:29), TD
- 96—vs. Air Force, 10/28/17 (4-96, 0:53), TD

GRAD TRANSFER TAKEOVER

Colorado State has four graduate transfers on its roster, which is tied for the fourth-most in the FBS.

QB K.J. Carta-Samuels (Washington): Carta-Samuels ranks third in the MW and 16th nationally in passing yards per game (276.3)... He set the single-game passing yardage record at CSU in his debut, throwing for 537 yards against Hawai'i on Aug. 25; he broke the previous record by 88 yards (Scooter Molander, 449, Nov. 7, 1989)... He registered the second- and third-highest single-game completion marks in school history in just his first three games as a Ram:

1. 36, Garrett Grayson, vs. Boise State (11/2/13)
2. 34, K.J. Carta-Samuels, vs. Hawai'i (8/25/18)
3. 32, K.J. Carta-Samuels, vs. Arkansas (9/8/18)

CB V.J. Banks (Rice): Leads the team and ranks 31st in the FBS with three interceptions... Has made 10 starts at cornerback this season.

OL T.J. Roundtree (Louisville): Has played in every game this season for the Rams, rotating in at left tackle... Has made three starts at left tackle (at Boise State, Wyoming, Utah State).

S Jordan Fogal (Utah): Is in his second season at CSU after receiving an extra year of eligibility from the NCAA... Ranked second on the team in tackles a year ago (71) and has started all but two games since debuting for the Rams in 2017.

RAMS SECOND TO TWO

The Rams were the second team in the nation to play two games this season. New Mexico State opened its season on Aug. 25 against Wyoming and then traveled to play Minnesota five days later on Aug. 30. CSU and New Mexico State both played two games before all but 97 teams in the FBS had played one.

CSU played twice in August for the second time in program history (2002) and is now 8-4 all-time in the month.

NEW RAMS MAKE THEIR DEBUT

Several players made their debut for CSU against Hawai'i in the season opener on Aug. 25. A pair of offensive transfers made a strong first impression.

Senior quarterback K.J. Carta-Samuels, a graduate transfer from Washington, completed 34-of-50 passes for a school record 537 yards and five touchdowns against the Rainbow Warriors. His five touchdowns are tied for the second-most in a single-game in CSU history. Carta-Samuels threw for 422 yards in the second half, which would be the sixth-most in a game in program history on its own.

Wide receiver Preston Williams, a junior that transferred from Tennessee during the 2016 season, had nine receptions for 188 yards and a pair of touchdowns. Williams had 127 yards in the second half, including a 69-yard reception down the left sideline where he showed off his speed, agility and strength all in one sitting.

In total, 30 players have made their first appearance as a Ram during the 2018 season:

- **Transfers:** 7 (V.J. Banks, Jan-Phillip Bombek, K.J. Carta-Samuels, Damion Dickens, Dajon Owens,

CSU'S ALL-TIME OVERTIME GAMES (1-5)

Date	Opponent	Result	Pds.
Oct. 13, 2001	Fresno State	L, 25-22	1
Sept. 1, 2007	vs. Colorado (Denver)	L, 31-28	1
Sept. 24, 2011	at Utah State	W, 35-34	2
Sept. 12, 2015	Minnesota	L, 23-20	1
Sept. 19, 2015	vs. Colorado (Denver)	L, 27-24	1
Nov. 11, 2017	Boise State	L, 59-52	1

100/300 YARD GAMES UNDER BOBO

100-YARD RUSHING GAMES

#	Yds	Player (Career #)	Opponent	Date
1	118	Dalyn Dawkins	Colorado	9/19/15
2	143	Jasen Oden, Jr. (1)	UTSA	9/26/15
3	140	Dalyn Dawkins	Wyoming	11/7/15
4	151	Dalyn Dawkins	UNLV	11/14/15
5	140	Izzy Matthews	Fresno St.	11/28/15
6	125	Dalyn Dawkins	Utah St.	10/8/16
7	102	Dalyn Dawkins	AFA	11/12/16
8	127	Marvin Kinsey, Jr. (1)	UNM	11/19/16
9	107	Izzy Matthews	UNM	11/19/16
10	102	Dalyn Dawkins	UNM	11/19/16
11	104	Izzy Matthews	SDSU	11/26/16
12	103	Dalyn Dawkins	SDSU	11/26/16
13	118	Dalyn Dawkins	Idaho	12/22/16
14	130	Dalyn Dawkins	Hawai'i	9/30/17
15	121	Dalyn Dawkins	Utah St.	10/7/17
16	191	Dalyn Dawkins	Nevada	10/14/17
17	116	Izzy Matthews	UNM	10/20/17
18	143	Dalyn Dawkins	Air Force	10/28/17
19	154	Dalyn Dawkins	Wyoming	11/4/17
20	161	Dalyn Dawkins	Boise St.	11/11/17
21	138	Dalyn Dawkins (15)	San José St.	11/18/17
22	125	Izzy Matthews	San José St.	10/6/18
23	109	Izzy Matthews	Boise State	10/19/18
24	100	Izzy Matthews (7)	Utah State	11/17/18

100-YARD RECEIVING GAMES

#	Yds	Player	Opponent	Date
1	125	Rashard Higgins	Colorado	9/19/15
2	103	Rashard Higgins	UTSA	9/26/15
3	115	Rashard Higgins	Utah St.	10/3/15
4	102	Rashard Higgins	UNLV	11/14/15
5	140	Rashard Higgins	UNM	11/21/15
6	128	Rashard Higgins (6)	Nevada	12/29/15
7	140	Michael Gallup	Utah St.	10/8/16
8	126	Michael Gallup	Fresno St.	11/5/16
9	213	Michael Gallup	Air Force	11/12/16
10	116	Michael Gallup	UNM	11/19/16
11	139	Michael Gallup	SDSU	11/26/16
12	265	Olabisi Johnson	Idaho	12/22/16
13	108	Michael Gallup	Idaho	12/22/16
14	134	Michael Gallup	Oregon St.	8/26/17
15	103	Michael Gallup	ACU	9/9/17
16	212	Michael Gallup	Hawai'i	9/30/17
17	263	Michael Gallup	Nevada	10/14/17
18	161	Michael Gallup	Air Force	10/28/17
19	102	Michael Gallup (12)	Boise St.	11/11/2017
20	119	Olabisi Johnson	Marshall	12/16/17
21	188	Preston Williams	Hawai'i	8/25/18
22	157	Olabisi Johnson	Hawai'i	8/25/18
23	154	Preston Williams	Arkansas	9/8/18
24	107	Cameron Butler (1)	Arkansas	9/8/18
25	106	Preston Williams	Florida	9/15/18
26	107	Olabisi Johnson	Illinois State	9/22/18
27	154	Preston Williams	Boise State	10/19/18
28	105	Warren Jackson (1)	Boise State	10/19/18
29	126	Preston Williams (5)	Wyoming	10/26/18
30	107	Olabisi Johnson (5)	Utah State	11/17/18

300-YARD PASSING GAMES

#	Yds	Player	Opponent	Date
1	310	Nick Stevens	Nevada	12/29/15
2	315	Collin Hill	UNC	9/17/16
3	370	Collin Hill	Wyoming	10/1/16
4	374	Nick Stevens	Air Force	11/12/16
5	445	Nick Stevens	Idaho	12/22/16
6	334	Nick Stevens	Oregon St.	8/26/17
7	309	Nick Stevens	Colorado	9/1/17
8	337	Nick Stevens	ACU	9/9/17
9	351	Nick Stevens	Hawai'i	9/30/17
10	384	Nick Stevens	Nevada	10/14/17
11	309	Nick Stevens	Boise St.	11/11/17
12	305	Nick Stevens	San José St.	11/18/17
13	320	Nick Stevens (11)	Marshall	12/17/17
14	537	K.J. Carta-Samuels	Hawai'i	8/25/18
15	389	K.J. Carta-Samuels	Arkansas	9/8/18
16	311	K.J. Carta-Samuels (3)	New Mexico	10/13/18
17	333	Collin Hill (3)	Wyoming	10/26/18

ACTIVE PLAYERS WITH 300/100 YARD GAMES

Type	Player	#
Rush	Izzy Matthews	6
Rush	Marvin Kinsey	1
Rec.	Preston Williams	5
Rec.	Olabisi Johnson	4
Rec.	Cameron Butler	1
Rec.	Warren Jackson	1
Pass	K.J. Carta-Samuels	3
Pass	Collin Hill	3

COLORADO STATE FOOTBALL



CAREER PARTICIPATION

Rashad Ajayi	11/11
V.J. Banks	47/24
(Rice)	36/14
Tyler Bjorklund	15/9
John Blasco, Jr.	0/0
Rashaad Boddie	14/0
Jan-Phillip Bombek	10/2
Quinn Brannon	11/0
Scott Brooks	8/0
Wyatt Bryan	50/0
Cameron Butler	24/17
Darius Campbell	21/6
K.J. Carta-Samuels	34/8
(Washington)	25/0
Cam'ron Carter	10/1
Tanner Clem	8/0
Christian Cumber	1/0
Braxton Davis	41/0
Joe DeLine	1/0
Brandon Derrow	4/0
Damion Dickens	11/0
Jordan Fogal	35/24
(Utah)	9/2
Jamori Fox	1/0
Tywan Francis	11/1
Brendan Fulton	17/0
Salofi Gaoa	23/2
Anthony Giusti	9/0
Troy Golden	3/0
Jack Grauberger	5/0
Nikko Hall	9/0
Griffin Hammer	6/0
Anthony Hawkins	37/18
Jamal Hicks	28/16
Collin Hill	14/7
Ellison Hubbard	24/11
Ches Jackson	2/0
Dequan Jackson	9/0
Warren Jackson	22/2
Arjay Jean	34/11
Olabisi Johnson	46/26
Emmanuel Jones	21/8
Richard King	26/7
Marvin Kinsey, Jr.	34/0
Ben Knox	27/18
(USF)	5/0
Malcolm Magee	2/0
Kavapele Maka	15/0
Izzy Matthews	46/11
Toby McBride	17/1
Trey McBride	10/4
Max McDonald	23/8
Marcus McElroy	16/0
Colby Meeks	47/21
Patrick Moody	8/0
Dajon Owens	10/1
Isiah Pannunzio	12/1
Thomas Pannunzio	9/0
Livingston Paogofie	22/1
Devin Phillips	10/10
Jocstavis Phillips	11/0
Adam Prentice	24/12
Ross Reiter	11/0
J.C. Robles	4/0
T.J. Roundtree	29/4
(Louisville)	18/0
Adonis Rufran	2/0
Nate Ryken	22/0
Zach Schlager	3/0
Braylin Scott	34/13
E.J. Scott	9/1
Caleb Smith	17/7
Ryan Stonehouse	23/0
Trey Sutton	15/1
Jeff Taylor	32/12
Tre Thomas	50/23
AJon Vivens	4/0
Jadon Walker	15/0
Josh Watson	50/35
Barry Wesley	11/11
Keith Williams	2/0
Preston Williams	23/12
(Tennessee)	12/3
Darius Wise	8/1

T.J. Roundtree, Preston Williams)

(six starters: J. Bombek, K.J. Carta-Samuels, P. Williams, V.J. Banks, T.J.

Roundtree, D. Owens)

- **True freshmen:** 14 (Rashad Ajayi, Quinn Brannon, Cam'ron Carter, Tywan Francis, Troy Golden, Nikko Hall, Ches Jackson, Dequan Jackson, Malcolm Magee, Trey McBride, Thomas Pannunzio, Devin Phillips, Ross Reiter, Zach Schlager.

(five starters: Rashad Ajayi, Cam'ron Carter, Tywan Francis, Trey McBride, Devin Phillips; plus long snapper Ross Reiter)

- **Redshirt freshmen:** 6 (Tanner Clem, Christian Cumber, Griffin Hammer, Adonis Rufran, E.J. Scott, Barry Wesley)

(one starter: Barry Wesley)

- Other: 3 (redshirt sophomores Joe DeLine and Jack Grauberger, redshirt junior Jamori Fox)

RAMS IN ELITE COMPANY AT ANNUAL AWARDS SHOW

Colorado State is one of just 10 college football programs to have had a finalist for a major national award, and been represented at the Home Depot College Football Awards Show, in at least three of the last four years. WR Michael Gallup was a finalist for the 2017 Biletnikoff Award, presented on Dec. 7. WR Rashard Higgins was also a finalist for the Biletnikoff Award in 2014, and P Hayden Hunt was a finalist for the Ray Guy Award in 2015.

The Rams are the only school from a non-Power 5 conference to be represented at the College Football Awards 3 of the last 4 years:

4 — Alabama, Auburn, Utah

3 — Clemson, Colorado State, Iowa, Ohio State, Oklahoma, Stanford, Texas

BOBO GUIDING OFFENSE TO NEW HEIGHTS

CSU's offense has flourished during head coach Mike Bobo's three-plus seasons in Fort Collins. In each of his first three seasons, the Rams have posted numbers that rank in the top 10 in most total yards, yards per game, yards per play, first downs, rushing yards, passing yards, total points and points per game.

TOTAL NET YARDS

MOST YARDS, SEASON

Yards	Year
2. 6,402	2017
4. 6,012	2016
6. 5,536	2015

YARDS PER PLAY, SEASON

Yards	Year
2. 6.68	2016 (6012/900)
5. 6.55	2017 (6402/977)
8. 5.98	2015 (5536/926)

MOST NET RUSH YARDS, SEASON

Yards	Year
5. 2,831	2016
7. 2,777	2015
8. 2,603	2017

MOST POINTS, SEASON

Points	Year
3. 459	2016

RAMS IN NCAA/MW RANKINGS

Category	Player	Stat	NCAA Rank	MW Rank
Fumbles Recovered	Josh Watson	2	17	4
Interceptions/Gm	V.J. Banks	0.3	44	2
Total Interceptions	V.J. Banks	3	31	2
Passing Yds/Gm	K.J. Carta-Samuels	241.3	37	6
Passing TDs	K.J. Carta-Samuels	18	29	6
Receptions/Gm	Preston Williams	7.8	3	1
	Olabisi Johnson	5.0	66	8
Rec Yds/Gm	Preston Williams	99.7	10	2
Receiving TDs	Preston Williams	11	5	2
Receiving Yards	Preston Williams	1,097	6	2
Kick Return Avg	Anthony Hawkins	21.7	47	3
Punting	Ryan Stonehouse	48.6	2	1
Tackles (All pos.)	Josh Watson	10.4	18	3

LETTERMEN RETURNING [39]

Offense (18)

OL Tyler Bjorklund, RB Rashaad Boddie, TE Cameron Butler, WR Brenden Fulton, OL Salofi Gaoa, QB Collin Hill, WR Warren Jackson, WR Olabisi Johnson, RB Marvin Kinsey, Jr., OL Ben Knox, RB Izzy Matthews, OL Colby Meeks, TE Isiah Pannunzio, FB Adam Prentice, FB Nate Ryken, OL Jeff Taylor, WR Darius Wise

Defense (17)

CB Darius Campbell, S Jordan Fogal, DB Anthony Hawkins, DB Jamal Hicks, DL Ellison Hubbard, DL Arjay Jean, LB Emmanuel Jones, DL Richard King, S Kavapele Maka, DL Toby McBride, LB Max McDonald, LB Patrick Moody, DL Livingston Paogofie, CB Braylin Scott, LB Caleb Smith, LB Tre Thomas, S Jadon Walker, LB Josh Watson

Specialists (4)

K Wyatt Bryan, K Braxton Davis, LS Nathan Lucas, P Ryan Stonehouse

LETTERMEN LOST [30]

Offense (14)

OL Jake Bennett, WR Detrich Clark, RB Dalyn Dawkins, TE Dalton Fackrell, RB Justin Falls, TE John Freismuth, WR Michael Gallup, OL Nicho Garcia, OL Zack Golditch, RB Darius May, OL Trae Moxley, WR Trey Smith, QB Nick Stevens, WR Marcus Wilson

Defense (14)

DB Robert Awunganyi, DL Jakob Buys, LB Evan Colorito, LB Patrick Eisenbast, DL Colton Foster, LB Conrad Harker, S Houston Haynes, CB Shun Johnson, CB Kevin Nutt Jr., S Levi Osborn, LB Kiel Robinson, S Jake Schlager, S Justin Sweet, DL Darnell Thompson

Specialists (2)

K Tavis Guerra, LS Trent Sieg

STARTERS RETURNING [12]

Offensive (4)

WR Olabisi Johnson, OL Ben Knox, FB Adam Prentice, OL Colby Meeks

Defensive (6)

FS Jordan Fogal, CB Anthony Hawkins, DE Arjay Jean, LB Max McDonald, LB Tre Thomas, LB Josh Watson

Specialists (2)

K Wyatt Bryan, P Ryan Stonehouse

STARTERS LOST [13]

Offensive (7)

C Jake Bennett, RB Dalyn Dawkins, TE Dalton Fackrell, WR Michael Gallup, OL Zack Golditch, OL Trae Moxley, QB Nick Stevens

Defensive (5)

DL Jakob Buys, LB Evan Colorito, CB Kevin Nutt Jr., S Jake Schlager, DL Darnell Thompson

Specialists (1)

LS Trent Sieg



ACADEMIC ALL-MW RAMS

Current Rams that earned Academic All-MW status in 2017:

- Wyatt Bryan (third time)
- Jordan Fogal
- Brenden Fulton
- Max McDonald
- Marcus McElroy
- Colby Meeks
- Patrick Moody
- Adam Prentice

RAMS AGAINST CURRENT MW PROGRAMS

CSU is 77-59 (.566) against current MW programs since the league formed in 1999.

The Rams own winning records against six teams:

- vs. Fresno State -- 5-4
- vs. Hawai'i -- 4-1
- vs. Nevada -- 9-5
- vs. New Mexico -- 15-5
- vs. UNLV -- 13-3
- vs. Wyoming -- 11-9

2018 AWARDS/HONORS

Mike Bobo -- Dodd Trophy National Coach of the Week (Sept. 10)
TE Cameron Butler -- John Mackey Award Watch List
K Wyatt Bryan -- Lou Groza Award Watch List, Athlon All-MW Second Team, Phil Steele All-MW Fourth Team
QB K.J. Carta-Samuels -- Johnny Unitas Golden Arm Award Watch List
S Jordan Fogal -- Phil Steele All-MW Fourth Team
WR Olabisi Johnson -- Biletnikoff Award Watch List, Lindy's All-MW Second Team, Phil Steele All-MW Second Team (WR), Athlon All-MW Third Team, Phil Steele All-MW Fourth Team (PR)
DE Emmanuel Jones -- Athlon All-MW Third Team
DL Richard King -- Phil Steele All-MW Third Team
RB Izzy Matthews -- Doak Walker Award Watch List, Athlon All-MW Second Team, Phil Steele All-MW Fourth Team
OL Colby Meeks -- Athlon All-MW Third Team, Phil Steele All-MW Third Team
FB Adam Prentice -- Allstate Good Works Team nominee; Wuerffel Trophy Watch List
OL T.J. Roundtree -- Lindy's All-MW First Team
P Ryan Stonehouse -- Associated Press Midseason All-America (Second Team) Ray Guy Award Watch List, Athlon All-MW First Team, Lindy's All-MW First Team, Phil Steele All-MW First Team
LB Josh Watson -- Lindy's All-MW Second Team, Phil Steele All-MW Second Team, Athlon All-MW Third Team
WR Preston Williams -- Biletnikoff Award Watch List

5. 434..... 2017
 8. 385 2015

Notable former offensive players to play under Bobo at CSU:

- **WR Michael Gallup** -- Biletnikoff Award finalist and consensus All-American in 2017.
- **QB Nick Stevens** -- First-Team All-MW in 2017; CSU's second all-time leading passer.
- **RB Dalyn Dawkins** -- Second-Team All-MW in 2017, school's third all-time leading rusher.
- **WR Rashard Higgins** -- First-Team All-MW in 2015; entering his third season with the Cleveland Browns.
- All-conference offensive linemen **Jake Bennett**, **Zack Golditch**, **Trae Moxley** and **Fred Zerblis**.

GOING FOR 500 (AND 600)

CSU posted 653 yards in its season opener against Hawai'i on Aug. 25. It was the most yards that a Rams team has had under fourth-year head coach Mike Bobo and the fifth-most in a single game in program history. It also further illustrated a trend that Bobo has set since taking charge of the program in 2015.

CSU eclipsed 500 yards of total offense seven times in 2017, and reached 600-plus yards a school-record four times. Under Coach Bobo, the Rams have exceeded 500 yards of total offense 17 times (4 in 2015, 5 in 2016, 7 in 2017, 1 in 2018).

PRENTICE THE NATION'S HIGHEST-GRADED FULLBACK

Redshirt sophomore Adam Prentice was the highest-graded fullback in the FBS in 2017, according to Pro Football Focus. He rated at an 82.5 for the season -- the highest rating of any returning Ram.

Prentice is also known for his off-the-field efforts. He is on the 2018 Wuerffel Trophy watch list and is a nominee for the 2018 Allstate Good Works Team. He is also CSU's nominee for the Bursworth Trophy (top walk-on or former walk-on) for the second year in a row, and was voted a team captain by his teammates.

WR U?

The Colorado State football team has groomed several incredible talents at the wide receiver position over the last five years. Rashard Higgins, a fifth-round draft selection of the Cleveland Browns in 2016, set multiple program records during his three seasons at CSU. Higgins was a Biletnikoff Award finalist and consensus All-American in 2014 following a season where he totaled 1,750 yards receiving and 17 touchdowns. Michael Gallup earned the same national accolades last season, producing 1,413 yards on a school-record 100 catches. Gallup was a third-round draft choice by the Cowboys this year, and is competing to be a starter in year one.

Since 2014, eight different Rams receivers have posted at least one 100-yard receiving outing -- Higgins, Gallup, Joe Hansley, Charles Lovett, Elroy Masters, Jr., Olabisi Johnson, Preston Williams and Warren Jackson (plus tight end Cameron Butler).

GREEN AND GLOBAL - SERVICE AND LEARNING EXPERIENCE IN JAMAICA

- 12 student-athletes and four staff members traveled to Petersfield, Jamaica from May 17-27.
- The athletes experienced cultural immersion, social action and community-based learning. Students were hosted by local families, with 2-4 students per home.
- Participating football players: Adam Prentice and Barry Wesley.
- CSU's student-athletes have seen their opportunities expand dramatically in recent years. The most visible expansion of the student-athlete experience has come in the way of investments in nutrition, facilities and academic support to further fulfill the department's mission to Educate, Engage and Excel.
- The trip was organized by Dr. Albert Bimper, CSU's senior associate athletic director for diversity and inclusion.
- Bimper was a 2006 CSU graduate and four-year starting center on the football team (2002-05).

CSU SETS TOP ATTENDANCE MARKS

Colorado State set single-season records for total home attendance (192,369) and per game average (32,062) last season, its first in its new on-campus football stadium.

CSU saw its total attendance increase 16.2 percent from 2016 - the eighth-highest per-game attendance increase in the FBS for 2017.

Other attendance facts:

- Second year in a row with an increase in attendance -- the seventh-highest two-year per-game attendance increase among all FBS schools (7,145; 28.7%)
 - 149,500/24,917 in 2015
 - 165,598/27,600 in 2016
 - 192,369/32,062 in 2017
- One of only two MW schools (San Diego State) to experience an attendance increase in each of the past two seasons.
 - Colorado State: 10.8% from 2015-16; 16.2% from 2016-17
 - San Diego State: 22.6% from 2015-16; 5.5% from 2016-17
- Second-highest average attendance increase in MW behind Fresno State (5,139)

COIN TOSS

Opponent	Coin Toss	Game Result
Hawai'i	Won (kicked off)	L, 43-34
vs. Colorado	Won (kicked off)	L, 45-13
Arkansas	Won (kicked off)	W, 34-27
at Florida	Won (kicked off)	L, 48-10
Illinois State	Lost (received)	L, 35-19
at SJSU	Won (kicked off)	W, 42-20
New Mexico	Won (kicked off)	W, 20-18
at Boise State	Won (kicked off)	L, 56-28
Wyoming	Lost (received)	L, 34-21
at Nevada	Won (received)	L, 49-10
Utah State	Lost (received)	L, 29-24



PRESTON

WILLIAMS



x

6TH

REC. YARDS
(1,097)

T4TH

REC./GAME
(7.6)

T5TH

REC. TDS
(11)

FBS RANKINGS

84

RECEPTIONS

1,097

YARDS

13.1

AVERAGE

11

TOUCHDOWNS

IN TWO GAMES AGAINST SEC OPPONENTS, AMASSED 21 CATCHES FOR 260 YARDS AND 2 TDS
HAS A TD IN SEVEN DIFFERENT GAMES THIS SEASON, AND TWO TDS IN FOUR GAMES.
AVERAGING 118.8 YARDS PER GAME AGAINST FBS TEAMS WITH WINNING RECORDS.





2018 SEASON CAPTAINS

Prior to the season opener against Hawai'i, CSU head football coach Mike Bobo announced the team's 2018 season captains. The captains were voted on by their teammates and will represent the squad throughout the season. Last year, CSU had captains elected each game week.

The four season captains for the 2018 Rams football team:

- Senior safety Jordan Fogal
- Redshirt sophomore quarterback Collin Hill
- Redshirt sophomore fullback Adam Prentice
- Senior linebacker Josh Watson





THIS WEEK IN CSU HISTORY -- A LOOK AT THANKSGIVING DAY FOOTBALL AT CSU FROM 1899 TO 1978

by John Hirn, CSU Athletics Historian

Thanksgiving Day and football have been an American tradition since the first season of College Football in 1869. Since 1899, Colorado State Football has had its share of traditions on Thanksgiving Day. From a forfeit to a championship decision and a Republican protest, the Aggies and Rams have played 41 games on Thanksgiving Day, 42 if you count the 1899 forfeit in Wyoming.

Since the first official game in 1903, CSU football has a 15-24-2 record, with 35 games played on the road and only six games played in Fort Collins. CSU Football has played the University of Denver the most and holds an all-time record of 6-4 against the Pioneers. CSU has played in nine different states and have faced 15 different schools on Thanksgiving.

There have been some very notable games played on Thanksgiving with the first being the infamous forfeit in Laramie for the first-ever CSU/Wyoming game. The Cowboys argued over the official rules and with less than four minutes remaining in the game, and the Aggies ahead, Wyoming struck the rulebook from the official's hands and the game was declared a forfeit. Wyoming counts this game in their official record, but CSU does not because the game was not completed.

In 1923, Colorado Field and all of Fort Collins saw fans from four different states flock to the championship game of the 1923 season. Both the Aggies and University of Colorado were tied for the conference title and faced one another to decide who would carry the trophy off the field. Railroad bridge material was used as makeshift bleacher seating to cram an estimated 20,000 people into the stadium built to seat approximately 7,000 people. After fans packed Fort Collins restaurants to eat their Thanksgiving meals, a standing room only crowd watched a grudge match on the field with CU coming out the winners by a field goal.

In 1939 and 1940, there were two Thanksgiving Days celebrated in Colorado. The Federal Holiday was one week prior to the day the Aggies played, but due to an objection to President Franklin Roosevelt's change making Thanksgiving the third Thursday in November in order to extend the Christmas shopping season, 16 states celebrated both the federal holiday and the "traditional" last Thursday of November holiday. This was known as "Franksgiving" or the "Republican Thanksgiving" in protest of the president who was a Democrat.

Over time, the NFL took control of the annual Thanksgiving Day football games. The Detroit Lions played the first NFL Thanksgiving game in 1934 and have played continuously since 1944. In 1966 the Dallas Cowboys began their annual Thanksgiving Day football game, which has almost ended a tradition of collegiate football on the third Thursday of November.

In 2018 the Rams play their first Thanksgiving Day game since 1978 and will take on the Air Force Falcons. It will be the first Thanksgiving Day since 1919 that a CSU team has played in Colorado Springs and the first time CSU has faced the Falcons on Turkey Day.



Colorado A&M vs. Colorado in Folsom Field in 1949.

#ALLTIMERAMS - FAN VOTE

For nine days in June, thousands of Colorado State football fans voted for their #AllTimeRams squad.

Players on the ballot played at CSU from 1968-2017. No current Rams or players who finished their careers prior to 1968 were included.

There was a "first team" and a "second team", based on the results of the fan vote.

- QB:** Bradlee Van Pelt (2001-03)
Moses Moreno (1995-97)
- RB:** Kapri Bibbs (2013), Cecil Sapp (2000-02)
Steve Bartalo (1983-86), Kevin McDougal (1996-99)
- WR:** Michael Gallup (2016-17), Rashard Higgins (2013-15)
David Anderson (2002-05), Pete Rebstock (1998-2001), Greg Primus (1989-92)
- TE:** Joel Dreessen (2001-04)
Keli McGregor (1981-84)
- OL:** Anthony Cesario (1995-98), Mike Newell (1995-98), Erik Pears (2001-04), Weston Richburg (2010-13), Ty Sambrailo (2010-13)
Jake Bennett (2014-17), Mike Brisiel (2002-05), Kevin Call (1980-83), Zack Golditch (2015-17), Morgan Pears (1999-2002)
- DL:** Mike Bell (1975-78), Clark Haggans (1996-99), Joey Porter (1995-98), Brady Smith (1993-95)
Al Baker (1974-77), Guy Miller (2007-10), Sean Moran (1992-95), Adrian Ross (1994-97)
- LB:** Shaquill Barrett (2011-13), Rick Crowell (1996-2000), Kevin McLain (1974-75)
Cory James (2012-15), Nate Kvamme (1995-98), Eric Pauly (2000-03)
- DB:** Ray Jackson (1992-95), Greg Myers (1992-95), Earlie Thomas (1967-69), Dexter Wynn (2000-03)
Ron Cortell (1985-88), John Howell (1996-97, 1999-2000), Keith King (1975-76), Erik Olson (1996-99)
- K:** Jeff Babcock (2002-04)
Steve DeLine (1984-86)
- P:** Jimmie Kaylor (2005-07)
Hayden Hunt (2013-16)
- RET:** Dexter Wynn (2000-03)
Dallas Davis (1997-2001)

AGGIE HERITAGE

The Colorado State Rams were formerly the Colorado A&M Aggies (prior to 1957).

Each CSU team wears uniforms representing the school's original colors (pumpkin and alfalfa) once per season.

Since 1981, Ag Day, hosted by CSU's College of Agricultural Sciences and Department of Intercollegiate Athletics along with Colorado agricultural organizations and associations, is a non-profit event with proceeds furnishing scholarships to CSU agricultural science students. For more information, visit agday.agsci.colostate.edu.

COLORADO STATE FOOTBALL



CSU'S RECORD UNDER HEAD COACH MIKE BOBO WHEN WEARING...



GREEN / GOLD (4-5)

2015
Minnesota - L, 23-20 (OT)
vs. Colorado - L, 27-24 (OT)
Boise State - L, 41-10
Air Force - W, 38-23
San Diego State - L, 41-17
2016
UTSA - W, 23-14
2017
Oregon State - W, 58-27
San José State - W, 42-14
2018
Hawaii'i - L, 43-34



GREEN / GREEN (2-3)

2016
Utah State - W, 31-24
at Boise State - L, 28-23
2017
Nevada - W, 44-42
2018
vs. Colorado - L, 45-13
Utah State - L, 29-24



GREEN / WHITE (2-2)

2015
at Utah State - L, 33-18
2016
Fresno State - W, 37-0
vs. Idaho - L, 61-50
2017
Air Force - L, 45-28



**GREEN / WHITE (1-1)
(WHITE HELMET)**

2018
Arkansas - W, 34-27
Wyoming - L, 34-21



GREEN / GRAY (2-0)

2016
New Mexico - W, 49-31
2018
New Mexico - W, 20-18



ORANGE / WHITE (2-1)

2015
Savannah State - W, 65-13
2017
Abilene Christian - W, 38-10
2018
Illinois State - L, 35-19



ORANGE / GREEN (1-0)

2016
Northern Colorado - W, 47-21



#STATEPRIDE (0-1)

2017
Boise State - L, 59-52 (OT)



GRAY / GRAY (0-1)

2016
Wyoming - L, 38-17




WHITE / WHITE (4-3)

2015
at UTSA - W, 33-31
at Wyoming - W, 26-7
at New Mexico - W, 28-21
at Fresno State - W, 34-31
vs. Nevada - L, 28-23
2016
vs. Colorado - L, 44-7
2017
at Wyoming - L, 16-13



WHITE / GREEN (3-2)

2016
at Minnesota - L, 31-24
at San Diego State - W, 63-31
2017
vs. Colorado - L, 17-3
at Hawaii'i - W, 51-21
at Utah State - W, 27-14



WHITE / GOLD (2-2)

2016
at UNLV - W, 42-23
at Air Force - L, 49-46
2017
at Alabama - L, 41-23
at New Mexico - W, 27-24



**WHITE / WHITE
(WHITE HELMET)
(0-2)**

2017
vs. Marshall - L, 31-28
2018
at Florida - L, 48-10



**WHITE / GREEN
(WHITE HELMET)
(1-1)**

2018
at San Jose State - W, 42-20
at Nevada - L, 49-10



**WHITE / GRAY
(WHITE HELMET)
(0-1)**

2018
at Boise State - L, 56-28



UNDER ARMOUR.

Under Armour will be CSU's exclusive apparel provider through the 2021 season.



COLORADO STATE FOOTBALL

PASSING

Pass Yards

Stat	Individual	Total	Opponent	Date
500+	K.J. Carta-Samuels	537	Hawai'i	8/25/18
450+	K.J. Carta-Samuels	537	Hawai'i	8/25/18
400+	K.J. Carta-Samuels	537	Hawai'i	8/25/18
350+	K.J. Carta-Samuels	389	Arkansas	9/8/18
300+	Collin Hill	333	Wyoming	10/26/18

Touchdown Passes

Stat	Individual	Total	Opponent	Date
6	Mark Driscoll	6	Nevada	10/19/74
5	K.J. Carta-Samuels	5	Hawai'i	8/25/18
4	K.J. Carta-Samuels	4	SJSU	10/6/18

Pass Attempts

Stat	Individual	Total	Opponent	Date
50+	Collin Hill	54	Wyoming	10/26/18
40+	Collin Hill	54	Wyoming	10/26/18
30+	Collin Hill	54	Wyoming	10/26/18

Pass Completions

Stat	Individual	Total	Opponent	Date
35+	Garrett Grayson	36	Boise St.	9/6/14
30+	Collin Hill	34	Wyoming	10/26/18
25+	Collin Hill	34	Wyoming	10/26/18

Completion Pct. (Min. 15 Attempts)

Stat	Individual	Total	Opponent	Date
85%+	Garrett Grayson	18-21	Wyoming	10/25/14
80%+	Nick Stevens	26-32	SJSU	11/18/17
75%+	Nick Stevens	18-22	at Hawai'i	9/30/17

RECEIVING

Receiving Yards

Stat	Individual	Total	Opponent	Date
250+	Michael Gallup	263	vs. Nevada	10/14/17
200+	Michael Gallup	263	vs. Nevada	10/14/17
150+	Preston Williams	154	at Boise St	10/19/18

Touchdown Receptions

Stat	Individual	Total	Opponent	Date
4	Rashad Higgins	4	Tulsa	10/4/14
3	Michael Gallup	3	vs. Nevada	10/14/17

Receptions

Stat	Individual	Total	Opponent	Date
14+	Jeff Champine	14	New Mexico	10/29/83
12+	Preston Williams	12	Arkansas	9/8/18
10+	Preston Williams	10	Wyoming	10/26/18

Long Reception

Stat	Individual	Total	Opponent	Date
90+	Ron Harris	94	UNC	9/24/77
80+	Damon Morton	83	at UNLV	10/20/07
70+	Michael Gallup	76	at Hawai'i	9/30/17

Two Players with 100+ Receiving Yards

Preston Williams (154) & Warren Jackson (105) at Boise State, 10/19/18

RUSHING

Rushing Yards

Stat	Individual	Total	Opponent	Date
300+	Kapri Bibbs	312	Nevada	11/9/13
250+	Kapri Bibbs	312	Nevada	11/9/13
200+	Dee Hart	230	New Mexico	11/22/14
150+	Dalyn Dawkins	161	Boise St.	11/11/17

Rush Attempts

Stat	Individual	Total	Opponent	Date
40+	Kyle Bell	40	vs. CU	9/1/07
35+	Kapri Bibbs	38	at New Mexico	11/16/13
30+	Dalyn Dawkins	32	Boise St.	11/11/17

Rush Touchdowns

Stat	Individual	Total	Opponent	Date
6	Kapri Bibbs	6	at New Mexico	11/16/13
5	Dee Hart	5	New Mexico	11/22/14
4	Dee Hart	5	New Mexico	11/22/14
3	Dee Hart	5	New Mexico	11/22/14

Long Rush

Stat	Individual	Total	Opponent	Date
80+	Kapri Bibbs	85	Nevada	11/9/13
50+	Izzy Matthews	56	at Boise St	10/19/18

Two Players Rush for 100+ Yards

Izzy Matthews (104) and Dalyn Dawkins (103) at San Diego State, 11/26/16

Three Players Rush for 100+ Yards

Karvin Kinsey, Jr. (127), Izzy Matthews (107) and Dalyn Dawkins (102), New Mexico, 11/19/16

DEFENSE

Tackles

Stat	Individual	Total	Opponent	Date
25+	Eric Tippeconnic	27	at Arkansas	9/29/90
20+	Adam Lancisero	20	at Utah	11/6/04
15+	Josh Watson	17	Wyoming	10/26/18

Sacks

Stat	Individual	Total	Opponent	Date
4+	Guy Miller	4.5	UNLV	10/16/10
3+	Jan-Philip Bombek	3.0	SJSU	10/6/18

Five Players Record A Sack

J. Buys (1.0), E. Hubbard (1.0), R. King (1.0), T. McBride (1.0), T. Thomas (1.0), vs. Colorado, 9/1/17

Interception Returned for TD...

Rashad Ajayi (55 yds), SJSU, 10/6/18

Fumble Returned for TD...

Kevin Davis (0 yds), Savannah State, 9/5/15

Forced Safety...

[Team], UTSA, 9/26/15

SPECIAL TEAMS

Kickoff Returned for TD...

Kevin Nutt, Jr. (96 yds) at Fresno State, 11/28/15

Punt Returned for TD...

Robert Ruiz (91) at San Diego State, 11/26/16

Blocked A Punt...

at Nevada, 10/12/14

Blocked A Field Goal...

at New Mexico, 11/21/15

TEAM

Total Offense

Stat	Total	Opponent	Date
650+	653	Hawai'i	8/25/18
600+	653	Hawai'i	8/25/18
550+	653	Hawai'i	8/25/18
500+	506	Utah State	11/17/18

Points Scored

Stat	Total	Opponent	Date
70+	76	at UTEP	10/27/73
60+	63	at SDSU	11/26/16
50+	52	Boise State	11/11/17
40+	42	SJSU	11/18/17

Offensive Plays

Stat	Total	Yards	Opponent	Date
100+	109	626	Boise State	11/2/13
90+	95	570	Boise State	11/11/17
80+	83	423	New Mexico	10/13/18

Yards Per Play

Stat	Total	Opponent	Date
10.0+	10.3	at Hawai'i	9/30/17
9.0+	10.3	at Hawai'i	9/30/17
8.0+	8.6	Hawai'i	8/25/18

Passes Intercepted


Stat	Total	Opponent	Date
6	6	West Virginia	11/18/78
5	5	at New Mexico	11/17/01
4	5	at New Mexico	11/17/01
3	3	Oregon State	8/26/17

Sacks

Stat	Total	Opponent	Date
7	7	at Utah St.	10/7/17

Forced Fumbles

Stat	Total	Opponent	Date
7	7	Wyoming	11/16/00



QB Mark Driscoll (now the CSU Rams Radio Network color analyst) is the only Rams QB to throw 6 TD passes in a game.



COLORADO STATE FOOTBALL

INDIVIDUAL

30 Rushing Attempts	33	I. Saunders, Idaho; Dec. 22, 2016
200 Yards Rushing	242	Alexander Mattison, Boise State; Nov. 11, 2017
150 Yards Rushing	176	Nico Evans, Wyoming; Oct. 26, 2018
4 Touchdowns Rushing	4	Tim McVey, Air Force; Nov. 12, 2016
3 Touchdowns Rushing	3	Alexander Mattison, Boise State; Nov. 11, 2017
400 Yards Passing	404	Ty Gangi, Nevada; Nov. 10, 2018
350 Yards Passing	404	Ty Gangi, Nevada; Nov. 10, 2018
50 Pass Attempts	51	Joe Gray, San Jose State; Nov. 1, 2014
40 Pass Attempts	40	Josh Live, San Jose State; Oct. 6, 2018
35 Pass Attempts	40	Josh Live, San Jose State; Oct. 6, 2018
30 Pass Completions	31	Dru Brown, Hawai'i; Sept. 30, 2017
25 Pass Completions	28	Ty Gangi, Nevada; Nov. 10, 2018
20 Pass Completions	28	Ty Gangi, Nevada; Nov. 10, 2018
4 Touchdown Passes	4	Ty Gangi, Nevada; Nov. 10, 2018
400 Yards Total Offense	411	Ty Gangi, Nevada; Nov. 10, 2018
300 Yards Total Offense	411	Ty Gangi, Nevada; Nov. 10, 2018
10 Receptions	11	Laviska Shenault, Colorado; Aug. 31, 2018
200 Receiving Yards	208	Laviska Shenault, Colorado; Aug. 31, 2018
3 Touchdown Receptions	3	Kendal Keys, UNLV; Nov. 14, 2015
3 Field Goals Made	3	Ryan Meskill, Hawai'i; Aug. 25, 2018
2 Pass Interceptions	2	Marcell Gibbons, Northern Colorado; Sept. 10, 2011
50-Yard Field Goal	51	Jason Sanders, New Mexico; Nov. 19, 2016
60-Yard Punt	60	JT Bohlken, Illinois State; Sept. 22, 2018
Kickoff Return For Touchdown	44	Avery Williams, Boise State; Oct. 19, 2018
Punt Return For Touchdown	74	Kekaula Kaniho, Boise State; Oct. 19, 2018
Fumble Return For Touchdown	53	Greg Henderson, Colorado; Sept. 1, 2013
Interception Return For Touchdown	95	Aaron Wade, Utah State; Nov. 17, 2018
	32	Jontrell Rocquemore, Utah State; Nov. 17, 2018
Punt Block For Touchdown	0	Tyrie Cleveland, Florida; Sept. 15, 2018

TEAM

30 First Downs	30	Hawai'i; Aug. 25, 2018
400 Yards Rushing	413	Air Force; Oct. 28, 2017
300 Yards Rushing	310	Boise State; Nov. 11, 2017
60 Rushing Attempts	74	Air Force; Oct. 28, 2017
50 Rushing Attempts	53	Arkansas; Sept. 8, 2018
4 Rushing Touchdowns	4	Boise State; Nov. 11, 2017
400 Yards Passing	404	Nevada, Nov. 10, 2018
50 Pass Attempts	51	San Jose State; Nov. 1, 2014
40 Pass Attempts	45	Boise State; Nov. 11, 2017
30 Pass Completions	31	Hawai'i; Sept. 30, 2017
4 Touchdown Passes	4	Nevada, Nov. 10, 2018
600 Yards Total Offense	636	Nevada, Nov. 10, 2018
80 Total Plays	84	Boise State; Nov. 11, 2017
4 Turnovers Forced	4	Colorado; Sept. 2, 2016
0 Turnovers Given Up	0	Wyoming; Oct. 26, 2018
2 Players In Game/100 Yards Rushing	2	Wyoming; Oct. 26, 2018
3 Players In Game/100 Yards Rushing	3	Air Force; Sept. 30, 1989
2 Players In Game/100 Yards Receiving	2	Colorado; Aug. 31, 2018
100-yd. Rusher and 100-yd. Receiver		Illinois State; Sept. 22, 2018
100-yd. Rusher and 200-yd. Receiver		Colorado; Aug. 31, 2018
10 or Fewer First Downs	9	Northern Colorado; Sept. 10, 2011
4 Passes Had Intercepted	5	New Mexico; Nov. 17, 2001
100 Yards Or Fewer Rushing	48	San Jose State; Oct. 6, 2018
50 Yards Or Fewer Rushing	48	San Jose State; Oct. 6, 2018
300 Yards Or Fewer Total Offense	299	New Mexico; Oct. 13, 2018
Scored a Safety	1	San Jose State; Oct. 6, 2018
Blocked Punt	1	Florida; Sept. 15, 2018
Blocked Field Goal	1	North Dakota State; Sept. 8, 2012
2-Point Conversion	1	Hawai'i; Oct. 26, 2013
35:00 Time Of Possession	41:38	Air Force; Oct. 28, 2017
50 Points Scored	56	Boise State; Oct. 19, 2018
Shutout	13-0	Utah State; Nov. 23, 2013
0 Points Scored 1st Quarter	0	New Mexico; Oct. 13, 2018
0 Points Scored, 1st Half	0	San Jose State; Oct. 6, 2018
0 Points Scored Through 3 Quarters	0	Fresno State; Nov. 5, 2016
0 Points Scored, 4th Quarter	0	Nevada, Nov. 10, 2018
0 Points Scored, 2nd Half	0	Colorado; Sept. 1, 2017



CSU RESULTS

Date	Opponent	Score	Overall	Conference	Time	Attend
* Aug 25, 2018	HAWAII	L 34-43	0-1	0-1	3:13	31007
Aug 31, 2018	vs Colorado	L 13-45	0-2	0-1	3:29	70158
Sep 08, 2018	ARKANSAS	W 34-27	1-2	0-1	3:37	31894
Sep 15, 2018	at Florida	L 10-48	1-3	0-1	3:26	80021
Sep 22, 2018	ILLINOIS STATE	L 19-35	1-4	0-1	3:20	26259
* Oct 06, 2018	at San Jose State	W 42-30	2-4	1-1	3:46	13802
* Oct 13, 2018	NEW MEXICO	W 20-18	3-4	2-1	3:16	36514
* Oct 19, 2018	at Boise State	L 28-56	3-5	2-2	3:14	32299
* Oct 26, 2018	WYOMING	L 21-34	3-6	2-3	3:46	32125
* Nov 10, 2018	at NEVADA	L 10-49	3-7	2-4	3:22	13755
* Nov 17, 2018	#14 UTAH STATE	L 24-29	3-8	2-5	3:15	19226

STATISTICS - TEAM

Team Statistics	CSU	OPP
SCORING	255	414
Points Per Game	23.2	37.6
Points Off Turnovers	37	89
FIRST DOWNS	254	235
Rushing	80	110
Passing	150	111
Penalty	24	14
RUSHING YARDAGE	1203	2241
Yards gained rushing	1491	2471
Yards lost rushing	288	230
Rushing Attempts	368	427
Average Per Rush	3.3	5.2
Average Per Game	109.4	203.7
TDs Rushing	8	18
PASSING YARDAGE	3286	2703
Comp-Att-Int	284-470-14	184-288-7
Average Per Pass	7.0	9.4
Average Per Catch	11.6	14.7
Average Per Game	298.7	245.7
TDs Passing	23	29
TOTAL OFFENSE	4489	4944
Total Plays	838	715
Average Per Play	5.4	6.9
Average Per Game	408.1	449.5
KICK RETURNS: #-Yards	35-711	20-435
PUNT RETURNS: #-Yards	15-55	31-561
INT RETURNS: #-Yards	7-59	14-212
KICK RETURN AVERAGE	20.3	21.8
PUNT RETURN AVERAGE	3.7	18.1
INT RETURN AVERAGE	8.4	15.1
FUMBLES-LOST	14-6	13-5
PENALTIES-Yards	86-748	74-644
Average Per Game	68.0	58.5
PUNTS-Yards	62-2967	51-2086
Average Per Punt	47.9	40.9
Net punt average	36.5	37.9
KICKOFFS-Yards	49-2760	78-4864
Average Per Kick	56.3	62.4
Net kick average	38.3	40.4
TIME OF POSSESSION/Game	31:58	28:02
3RD-DOWN Conversions	74/178	48/130
3rd-Down Pct	42%	37%
4TH-DOWN Conversions	9/17	6/12
4th-Down Pct	53%	50%
SACKS BY-Yards	15-98	27-181
MISC YARDS	0	0
TOUCHDOWNS SCORED	32	53
FIELD GOALS-ATTEMPTS	11-18	14-15
ON-SIDE KICKS	1-3	0-0
RED-ZONE SCORES	(32-38) 84%	(36-42) 86%
RED-ZONE TOUCHDOWNS	(26-38) 68%	(24-42) 57%
PAT-ATTEMPTS	(28-29) 97%	(48-49) 98%
ATTENDANCE	177025	139877
Games/Avg Per Game	6/29504	4/34969
Neutral Site Games		1/70158

Score by Quarters	1st	2nd	3rd	4th	OT	Total
Colorado State	44	47	55	109	0	255
Opponents	75	109	149	81	0	414



STATISTICS - OFFENSE / SPECIAL TEAMS

Rushing	gp	att	gain	loss	net	avg	td	lg	avg/g
MATTHEWS, Izzy	11	156	713	48	665	4.3	4	56	60.5
KINSEY JR., Marvin	9	63	265	9	256	4.1	2	28	28.4
MCELROY, Marcus	11	48	231	22	209	4.4	0	27	19.0
PRENTICE, Adam	11	14	53	0	53	3.8	0	7	4.8
HAWKINS, Anthony	11	3	32	0	32	10.7	0	25	2.9
WILLIAMS, Preston	11	4	14	1	13	3.2	0	7	1.2
HALL, Nikko	9	1	8	0	8	8.0	0	8	0.9
BODDIE, Rashaad	2	5	7	0	7	1.4	0	3	3.5
MCBRIDE, Trey	11	2	3	0	3	1.5	0	2	0.3
HILL, Collin	9	23	62	66	-4	-0.2	1	13	-0.4
TEAM	5	5	0	11	-11	-2.2	0	0	-2.2
STONEHOUSE, Ryan	11	1	0	13	-13	-13.0	0	0	-1.2
CARTA-SAMUELS, K.J	9	43	103	118	-15	-0.3	1	11	-1.7
Total	11	368	1491	288	1203	3.3	8	56	109.4
Opponents	11	427	2471	230	2241	5.2	18	68	203.7

Passing	gp	effic	comp-att-int	pct	yds	td	lg	avg/g
CARTA-SAMUELS, K.J	9	139.39	177-289-8	61.2	2172	18	69	241.3
HILL, Collin	9	113.49	106-179-6	59.2	1103	5	47	122.6
STONEHOUSE, Ryan	11	192.40	1-1-0	100.0	11	0	11	1.0
TEAM	5	0.00	0-1-0	0.0	0	0	0	0.0
Total	11	129.35	284-470-14	60.4	3286	23	69	298.7
Opponents	11	171.09	184-288-7	63.9	2703	29	89	245.7

Receiving	gp	no.	yds	avg	td	lg	avg/g
WILLIAMS, Preston	11	84	1097	13.1	11	69	99.7
JOHNSON, Olabisi	10	50	708	14.2	4	58	70.8
JACKSON, Warren	9	31	384	12.4	4	24	42.7
BUTLER, Cameron	11	28	301	10.8	0	54	27.4
MATTHEWS, Izzy	11	27	169	6.3	1	23	15.4
KINSEY JR., Marvin	9	22	204	9.3	1	27	22.7
HALL, Nikko	9	8	95	11.9	1	17	10.6
SCOTT, E.J.	9	7	50	7.1	0	15	5.6
MCBRIDE, Trey	11	6	84	14.0	1	48	7.6
HAMMER, Griffin	6	5	50	10.0	0	14	8.3
MCELROY, Marcus	11	4	56	14.0	0	20	5.1
PRENTICE, Adam	11	4	26	6.5	0	10	2.4
FULTON, Brenden	11	3	47	15.7	0	20	4.3
WISE, Darius	6	3	3	1.0	0	3	0.5
BANKS, V.J.	11	1	11	11.0	0	11	1.0
HAWKINS, Anthony	11	1	1	1.0	0	1	0.1
Total	11	284	3286	11.6	23	69	298.7
Opponents	11	184	2703	14.7	29	89	245.7

		PAT						
Scoring	td	fg	kick	rush	rcv	pass	dxp	saf
WILLIAMS, Preston	11	-	-	-	-	-	-	66
BRYAN, Wyatt	-	11-18	28-29	-	-	-	-	61
MATTHEWS, Izzy	5	-	-	-	-	-	-	30
JOHNSON, Olabisi	4	-	-	-	-	-	-	24
JACKSON, Warren	4	-	-	-	-	0-1	-	24
KINSEY JR., Marvin	3	-	-	-	-	-	-	18
CARTA-SAMUELS, K.J	1	-	-	-	-	1-2	-	6
HALL, Nikko	1	-	-	-	-	-	-	6
MCBRIDE, Trey	1	-	-	-	-	-	-	6
AJAYI, Rashad	1	-	-	-	-	-	-	6
HILL, Collin	1	-	-	-	-	-	-	6
BUTLER, Cameron	-	-	-	-	1	-	-	2
Total	32	11-18	28-29	-	1	1-3	-	255
Opponents	53	14-15	48-49	1-1	1	1-3	-	414

Punt Returns	no.	yds	avg	td	lg
JOHNSON, Olabisi	12	48	4.0	0	18
WILLIAMS, Preston	2	1	0.5	0	6
FULTON, Brenden	1	6	6.0	0	6
Total	15	55	3.7	0	18
Opponents	31	561	18.1	3	85

Interceptions	no.	yds	avg	td	lg
BANKS, V.J.	3	0	0.0	0	0
FOGAL, Jordan	2	0	0.0	0	0
AJAYI, Rashad	1	55	55.0	1	55
JONES, Emmanuel	1	4	4.0	0	4
Total	7	59	8.4	1	55
Opponents	14	212	15.1	2	95

Kick Returns	no.	yds	avg	td	lg
HAWKINS, Anthony	18	391	21.7	0	51
WILLIAMS, Preston	6	119	19.8	0	28
WISE, Darius	6	107	17.8	0	31
VIVENS, A'Jon	2	41	20.5	0	23
FULTON, Brenden	2	23	11.5	0	14
PRENTICE, Adam	1	30	30.0	0	30
Total	35	711	20.3	0	51
Opponents	20	435	21.8	1	51

Fumble Returns	no.	yds	avg	td	lg
Total	0	0	0.0	0	0
Opponents	1	20	20.0	0	20

Total Offense	g	plays	rush	pass	total	avg/g
CARTA-SAMUELS, K.J	9	332	-15	2172	2157	239.7
HILL, Collin	9	202	-4	1103	1099	122.1
MATTHEWS, Izzy	11	156	665	0	665	60.5
KINSEY JR., Marvin	9	63	256	0	256	28.4
MCELROY, Marcus	11	48	209	0	209	19.0
PRENTICE, Adam	11	14	53	0	53	4.8
HAWKINS, Anthony	11	3	32	0	32	2.9
WILLIAMS, Preston	11	4	13	0	13	1.2
HALL, Nikko	9	1	8	0	8	0.9
BODDIE, Rashaad	2	5	7	0	7	3.5
MCBRIDE, Trey	11	2	3	0	3	0.3
STONEHOUSE, Ryan	11	2	-13	11	-2	-0.2
TEAM	5	6	-11	0	-11	-2.2
Total	11	838	1203	3286	4489	408.1
Opponents	11	715	2241	2703	4944	449.5

Field Goals	fg	pct.	01-19	20-29	30-39	40-49	50-59	lg	blk
BRYAN, Wyatt	11-18	61.1	0-1	5-5	1-1	2-6	3-5	55	0

FG Sequence	Colorado State	Opponents
Hawai'i	45,48	(21),(30),(35)
Colorado	(51),(27)	(39)
Arkansas	(55),(46),(44),(22)	(28),(31),48
Florida	41,53,(53)	(24),(48)
Illinois State	-	-
San Jose State	-	-
New Mexico	(22),18,(26)	(29)
Boise State	-	-
Wyoming	53	(30),(45)
NEVADA	(32)	-
Utah State	42,(22)	(23),(26),(37)

Punting	no.	yds	avg	lg	tb	fc	120	50+	blk
STONEHOUSE, Ryan	61	2967	48.6	70	7	7	16	30	1
TEAM	1	0	0.0	0	0	0	0	0	0
Total	62	2967	47.9	70	7	7	16	30	1
Opponents	51	2086	40.9	60	5	11	20	10	0

Kickoffs	no.	yds	avg	tb	ob	retn	net	ydln
BRYAN, Wyatt	31	1728	55.7	8	1			
DAVIS, Braxton	17	983	57.8	10	2			
STONEHOUSE, Ryan	1	49	49.0	0	0			
Total	49	2760	56.3	18	3	21.8	38.3	26
Opponents	78	4864	62.4	40	0	20.3	40.4	24

Numbers in (parentheses) indicate field goal was made.

COLORADO STATE FOOTBALL



STATISTICS - ALL PURPOSE

All Purpose	g	rush	rcv	pr	kr	ir	total	avg/g
WILLIAMS, Pres	11	13	1097	1	119	0	1230	111.8
MATTHEWS, Izz	11	665	169	0	0	0	834	75.8
JOHNSON, Olab	10	0	708	48	0	0	756	75.6
KINSEY JR., Ma	9	256	204	0	0	0	460	51.1
HAWKINS, Anth	11	32	1	0	391	0	424	38.5
JACKSON, Warr	9	0	384	0	0	0	384	42.7
BUTLER, Camer	11	0	301	0	0	0	301	27.4
MCELROY, Mar	11	209	56	0	0	0	265	24.1
WISE, Darius	6	0	3	0	107	0	110	18.3
PRENTICE, Ada	11	53	26	0	30	0	109	9.9
HALL, Nikko	9	8	95	0	0	0	103	11.4
MCBRIDE, Trey	11	3	84	0	0	0	87	7.9
FULTON, Brend	11	0	47	6	23	0	76	6.9
AJAYI, Rashad	11	0	0	0	0	55	55	5.0
SCOTT, E.J.	9	0	50	0	0	0	50	5.6
HAMMER, Griffi	6	0	50	0	0	0	50	8.3
VIVENS, A'Jon	4	0	0	0	41	0	41	10.2
BANKS, V.J.	11	0	11	0	0	0	11	1.0
BODDIE, Rasha	2	7	0	0	0	0	7	3.5
JONES, Emman	9	0	0	0	0	4	4	0.4
HILL, Collin	9	-4	0	0	0	0	-4	-0.4
TEAM	5	-11	0	0	0	0	-11	-2.2
STONEHOUSE,	11	-13	0	0	0	0	-13	-1.2
CARTA-SAMUE	9	-15	0	0	0	0	-15	-1.7
Total	11	1203	3286	55	711	59	5314	483.1
Opponents	11	2241	2703	561	435	212	6152	559.3



The Rams issue a belt (pictured above) to a player that forces a turnover. One player is chosen after each game to keep the belt the following week.

CANVAS STADIUM

Canvas Stadium is the new name for Colorado State University's 41,000-capacity multipurpose stadium that opened on the school's Fort Collins campus in 2017. The newly re-branded Canvas Credit Union received naming rights to the facility through a \$37.7 million partnership agreement announced in April 2018. The agreement, which stands as one of the largest collegiate athletic venue naming agreements in history, was part of an ambitious re-branding initiative being undertaken by the previously branded Public Service Credit Union, under the direction of company President and CEO Todd Marksberry.

Canvas Credit Union is a not-for-profit, state-chartered, member-owned financial cooperative that has been in business since 1938. Today, the credit union has more than \$2.3 billion in assets and more than 238,000 members – and a mission to help individuals and families make better decisions and grow stronger financially. Learfield's Rams Sports Properties and their Campus+ business brokered the agreement as part of its ongoing support for Colorado State University athletics.

The \$220 million, 727,000-square-foot stadium proved immensely popular and attractive to fans in its inaugural season of 2017, and drew rave reviews from local and national media, as well national television networks that broadcast Colorado State's games to large audiences. The Rams set an all-time attendance record with a total of 192,369 fans and a per-game average of 32,062, representing a 16-percent attendance increase from 2016—eighth-highest in all of college football. Season ticket sales also reached an all-time high of 15,477, a 40-percent increase from the 2016 total of 11,054.

The return of CSU football games to campus from Hughes Stadium in 2017 brought the pageantry and celebration of Rams game days back to the heart of the university for the first time in 50 years, providing countless new engagement opportunities for the entire university. The stadium's design embraces Colorado's natural beauty, topography and visual connections to the Rocky Mountains from campus and ensures functionality for both game-day and non-game day usage.

canvas stadium

The agreement with Canvas Credit Union combined with \$20 million given in 2016 to name Sonny Lubick Field brings the total naming rights revenues at Colorado State to \$57 million for the stadium. This compares favorably with the recently announced \$69 million United Airlines Memorial Coliseum at University of Southern California and the \$41 million Alaska Airlines Field at Husky Stadium at the University of Washington. The Colorado State agreement with Canvas Credit Union is for 15 years and includes annual escalator clauses for inflation, as well as a signing bonus, in recognition of the visibility and success of the stadium.





STATS - DEFENSE

#	Defensive Leaders	gp	Tackles				Sacks no-yds	Pass defense			Fumbles		blkd	
			ua	a	tot	tfl/yds		int-yds	brup	qbh	rcv-yds	ff	kick	saf
55	WATSON, Josh	11	52	62	114	7.5-15	1.0-1	.	4	3	2-0	.	.	.
52	THOMAS, Tre	11	33	50	83	3.5-17	2.0-13	.	3	5	1-0	.	.	.
7	HICKS, Jamal	11	38	40	78	2.0-5	.	.	3	1	.	1	.	.
10	FOGAL, Jordan	11	18	30	48	0.5-1	.	2-0	3	.	.	1	.	.
18	SCOTT, Braylin	11	19	22	41	0.5-0	.	.	1	.	.	1	.	.
53	SMITH, Caleb	11	16	20	36	5.0-33	2.0-17	.	2	3	.	1	.	.
98	HUBBARD, Ellison	11	13	20	33	6.0-28	2.5-17	.	.	2
33	JONES, Emmanuel	9	15	17	32	7.5-37	2.0-22	1-4	.	5
4	AJAYI, Rashad	11	19	11	30	2.0-11	1.0-3	1-55	6	.	.	2	.	.
12	CARTER, Cam'ron	10	10	19	29	2.0-5
25	CAMPBELL, Darius	8	17	11	28	2.0-5	1.0-3	.	2	1
19	BANKS, V.J.	11	18	9	27	3.0-7	.	3-0	4
94	PHILLIPS, Devin	10	6	20	26	3.0-10	1.5-6	.	1	3	.	1	.	.
99	DICKENS, Damion	11	6	19	25	2.5-10
91	BOMBEK, Jan-Phillip	10	11	8	19	4.0-20	2.0-16	.	.	4	.	1	.	.
13	SUTTON, Trey	11	5	13	18	1.0-1
10	FRANCIS, Tywan	11	8	10	18	.	.	.	3	.	.	1	.	.
14	HAWKINS, Anthony	11	10	3	13	2.0-6	.	.	2
92	PAOGOFIE, Livingston	11	4	8	12	0.5-0	.	.	.	1
8	BRINNON, Quinn	11	5	6	11	1	.	.
51	JACKSON, Dequan	9	4	6	10	0.5-1
2	OWENS, Dajon	10	4	5	9	.	.	.	2
46	PRENTICE, Adam	11	3	6	9
42	JEAN, Arjay	10	4	3	7	2.0-4	.	.	.	1	1-0	.	.	.
95	KING, Richard	2	1	6	7	1.0-2	.	.	.	1
44	MCDONALD, Max	4	3	3	6
81	JOHNSON, Olabisi	10	4	2	6
24	MATTHEWS, Izzy	11	3	2	5
34	GIUSTI, Anthony	10	1	4	5
86	REITER, Ross	11	3	1	4
90	WALKER, Jadon	4	3	1	4
26	MAKA, Kavapele	5	2	2	4	1-0	.	.	.
32	MCELROY, Marcus	11	3	1	4
41	STONEHOUSE, Ryan	11	3	.	3
16	BUTLER, Cameron	11	2	1	3
23	FULTON, Brenden	11	.	2	2
39	PANNUNZIO, Thomas	7	1	1	2
78	KNOX, Ben	11	.	2	2
80	HALL, Nikko	9	2	.	2
22	WISE, Darius	6	.	2	2
58	CLEM, Tanner	10	.	2	2
90	FOX, Jamori	1	.	1	1
17	CUMBER, Christian	1	1	.	1
97	MCBRIDE, Trey	11	1	.	1
54	DERROW, Brandon	3	.	1	1
43	GOLDEN, Troy	3	.	1	1
69	WESLEY, Barry	11	.	1	1
88	HAMMER, Griffin	6	1	.	1
6	MAGEE, Malcolm	3	1
Total		11	372	454	826	58-218	15-98	7-59	37	30	5-0	10	.	.
Opponents		11	387	506	893	69-285	27-181	14-212	65	47	6-20	11	1	1

TACKLING LEADERS

SOLO

PLAYER	TACKLES
Josh Watson	52
Jamal Hicks	38
Tre Thomas	33
Braylin Scott	19
Rashad Ajayi	19

ASSISTED

PLAYER	TACKLES
Josh Watson	62
Tre Thomas	50
Jamal Hicks	40
Jordan Fogal	30
Braylin Scott	22

TACKLES FOR LOSS

PLAYER	TACKLES
Emmanuel Jones	7.5
Josh Watson	7.5
Ellison Hubbard	6.0
Caleb Smith	5.0
Jan-Phillip Bombek	4.0

SPECIAL TEAMS

PLAYER	TACKLES
Adam Prentice	9
Josh Watson	4
Tywan Francis	4
Marcus McElroy	4
Jordan Fogal	4
Ross Reiter	4

ON PASS PLAYS

PLAYER	TACKLES
Jamal Hicks	27
Josh Watson	26
Jordan Fogal	21
Rashad Ajayi	19
V.J. Banks	16

ON RUN PLAYS

PLAYER	TACKLES
Josh Watson	83
Tre Thomas	66
Jamal Hicks	48
Caleb Smith	31
Braylin Scott	29

COLORADO STATE FOOTBALL



CSU GAME-BY-GAME STATISTICS

TEAM STATISTICS

Date	Opponent	Rushing				Receiving				Passing				Kick Returns				Punt Returns				tot off
		no.	yds	td	lg	no.	yds	td	lg	cmp-att-int	yds	td	lg	no.	yds	td	lg	no.	yds	td	lg	
Aug 25	HAWAII	25	116	0	19	34	537	5	69	34-51-1	537	5	69	6	119	0	28	0	0	0	0	653
Aug 31	vs Colorado	39	103	0	24	19	181	1	26	19-37-1	181	1	26	1	25	0	25	1	0	0	0	284
Sep 08	ARKANSAS	23	40	1	14	32	389	2	54	32-50-1	389	2	54	4	69	0	20	4	0	0	1	429
Sep 15	at Florida	42	70	0	28	23	240	1	48	23-41-0	240	1	48	2	82	0	51	0	0	0	0	310
Sep 22	ILLINOIS STATE	31	134	0	14	24	257	3	38	24-44-2	257	3	38	4	119	0	45	3	20	0	18	391
Oct 06	at San Jose State	45	219	1	25	15	172	4	32	15-29-2	172	4	32	3	38	0	19	2	12	0	8	391
Oct 13	NEW MEXICO	41	112	1	13	24	311	1	45	24-42-0	311	1	45	1	23	0	23	1	15	0	15	423
Oct 19	at Boise State	25	116	1	56	31	373	3	47	31-44-2	373	3	47	4	59	0	28	0	0	0	0	489
Oct 26	WYOMING	20	20	3	15	34	333	0	47	34-54-2	333	0	47	6	101	0	31	2	7	0	6	353
Nov 10	at NEVADA	33	74	0	15	23	186	1	38	23-40-1	186	1	38	2	41	0	23	2	1	0	6	260
Nov 17	UTAH STATE	44	199	1	27	25	307	2	36	25-38-2	307	2	36	2	35	0	18	0	0	0	0	506
		368	1203	8	56	284	3286	23	69	284-470-14	3286	23	69	35	711	0	51	15	55	0	18	4489
Opponents		427	2241	18	68	184	2703	29	89	184-288-7	2703	29	89	20	435	1	51	31	561	3	85	4944

Games: 11 • Avg/rush: 3.3 • Avg/catch: 11.6 • Pass effic: 129.35 • KR avg: 20.3 • PR avg: 3.7 • All purpose avg/game: 483.1 • Total offense avg/gm: 408.1

		Tackles				Sacks	Fumble		Pass Defense			blkd	PAT Attempts			off		
Date	Opponent	ua	a	total	tfl-yds	no-yds	ff	fr-yds	int-yds	qbh	brup	kick	kick	rush	rcv	saf	t/o	pts
Aug 25	HAWAII	29	62	91	5.0-9	0.0-0	1	1-0	0-0	6	5	0	4-4	0	0	0	0	34
Aug 31	vs Colorado	34	52	86	3.0-16	0.0-0	2	1-0	1-0	1	0	0	1-1	0	0	0	3	13
Sep 08	ARKANSAS	37	50	87	5.0-23	1.0-12	0	0-0	2-4	6	5	0	2-2	0	1	0	6	34
Sep 15	at Florida	23	20	43	3.0-6	1.0-3	0	0-0	1-0	1	2	0	1-1	0	0	0	0	10
Sep 22	ILLINOIS STATE	29	52	81	1.0-1	0.0-0	1	0-0	0-0	5	9	0	1-2	0	0	0	0	19
Oct 06	at San Jose State	45	22	67	9.0-58	6.0-46	0	0-0	2-55	6	5	0	6-6	0	0	0	7	42
Oct 13	NEW MEXICO	28	42	70	8.0-28	3.0-12	1	1-0	0-0	2	2	0	2-2	0	0	0	7	20
Oct 19	at Boise State	38	36	74	6.0-24	3.0-15	1	0-0	0-0	0	2	0	4-4	0	0	0	0	28
Oct 26	WYOMING	26	70	96	5.0-10	0.0-0	2	0-0	0-0	1	1	0	3-3	0	0	0	0	21
Nov 10	at NEVADA	52	18	70	8.0-24	1.0-10	1	1-0	1-0	0	2	0	1-1	0	0	0	7	10
Nov 17	UTAH STATE	31	30	61	5.0-19	0.0-0	1	1-0	0-0	2	4	0	3-3	0	0	0	7	24
		372	454	826	58.0-218	15.0-98	10	5-0	7-59	30	37	0	28-29	0	1	0	37	255
Opponents		387	506	893	69.0-285	27.0-181	11	6-20	14-212	47	65	1	48-49	1	1	1	89	414

		Punting										Field Goals				Kickoffs				
Date	Opponent	no.	yds	avg	long	blkd	tb	fc	50+	i20	md-att	long	blkd	no.	yds	avg	tb	ob		
Aug 25	HAWAII	4	176	44.0	50	0	1	1	1	1	0-2	0	0	6	363	60.5	3	0		
Aug 31	vs Colorado	9	439	48.8	61	0	0	0	7	4	2-2	51	0	3	195	65.0	2	0		
Sep 08	ARKANSAS	5	284	56.8	70	0	1	2	3	1	4-4	55	0	8	469	58.6	5	0		
Sep 15	at Florida	4	157	39.2	57	1	0	0	2	1	1-3	53	0	2	130	65.0	2	0		
Sep 22	ILLINOIS STATE	6	315	52.5	68	0	1	1	4	1	0-0	0	0	3	195	65.0	2	0		
Oct 06	at San Jose State	8	362	45.2	55	0	0	1	2	0	0-0	0	0	8	421	52.6	1	0		
Oct 13	NEW MEXICO	6	329	54.8	62	0	3	0	4	1	2-3	26	0	4	251	62.8	1	0		
Oct 19	at Boise State	4	208	52.0	58	0	1	0	3	1	0-0	0	0	4	189	47.2	1	2		
Oct 26	WYOMING	6	253	42.2	56	0	0	0	1	3	0-1	0	0	3	135	45.0	1	1		
Nov 10	at NEVADA	7	337	48.1	57	0	0	2	3	2	1-1	32	0	3	183	61.0	0	0		
Nov 17	UTAH STATE	3	107	35.7	44	0	0	0	0	1	1-2	22	0	5	229	45.8	0	0		
		62	2967	47.9	70	1	7	7	30	16	11-18	55	0	49	2760	56.3	18	3		
Opponents		51	2086	40.9	60	0	5	11	10	20	14-15	48	0	78	4864	62.4	40	0		

GAME-BY-GAME CATEGORY LEADERS

DATE	OPPONENT	PASSING	RUSHING (Carries)	RUSHING (YDS)	RECEIVING (Catches)	RECEIVING (YDS)	TACKLES	TFLs
8/25	Hawai'i	Carta-Samuels (537)	Matthews (15)	Matthews (63)	Williams (9)	Williams (188)	Williams (13)	Jones (1.5)
8/31	vs. Colorado	Carta-Samuels (176)	Matthews (15)	McElroy (61)	Johnson/Williams (6)	Johnson (82)	Watson (15)	Bombek/Smith (1.0)
9/8	Arkansas	Carta-Samuels (389)	Matthews (9)	Matthews (27)	Williams (12)	Williams (154)	Watson (12)	Jones (2.0)
9/15	at Florida	Carta-Samuels (217)	Kinsey (15)	Kinsey (79)	Williams (9)	Williams (106)	Watson (5)	Ajayi/Jones/Hubbard (1.0)
9/22	Illinois State	Carta-Samuels (142)	Matthews (14)	Matthews (71)	Johnson (7)	Johnson (107)	Hicks/Watson (10)	Hicks (1.0)
10/6	SJSU	Carta-Samuels (162)	Matthews (22)	Matthews (125)	Williams/Jackson (4)	Williams (67)	Campbell/Watson (7)	Bombek (2.0)
10/13	New Mexico	Carta-Samuels (311)	Matthews (26)	Matthews (92)	Williams (9)	Williams (93)	Thomas/Watson (10)	Smith (2.0)
10/19	at Boise St.	Carta-Samuels (238)	Matthews (12)	Matthews (109)	Williams/Jackson (9)	Williams (154)	Hicks/Watson/Thomas (9)	Hubbard (2.0)
10/26	Wyoming	Hill (333)	Matthews (7)	Kinsey (24)	Williams (10)	Williams (126)	Watson (17)	Jean (2.0)
11/10	at Nevada	Hill (186)	Matthews/McElroy (8)	Matthews (36)	Williams (7)	Williams (69)	Watson (10)	Jones (2.0)
11/17	Utah State	Hill (296)	Matthews (20)	Matthews (100)	Johnson (7)	Johnson (107)	Thomas (10)	4 players (1.0)
SEASON HIGHS:		Carta-Samuels (537) Hawai'i (8/25) [School record]	Matthews (22) at SJSU (10/6)	Matthews (125) at SJSU (10/6)	Williams (12) Arkansas (9/8)	Williams (188) Hawai'i (8/25)	Watson (17) Wyoming (10/26)	6 Players (2.0)
# GAMES AS CAT LEADER:		Carta-Samuels (8) Hill (3)	Matthews (10) Kinsey (1) McElroy (1)	Matthews (10) Kinsey (2) McElroy (1)	Williams (9) Johnson (3) Jackson (2)	Williams (8) Johnson (3)	Watson (10) Thomas (3) Hicks (2) Campbell (1)	



OPPONENT GAME-BY-GAME STATISTICS

OPPONENT STATISTICS

		Rushing				Receiving				Passing				Kick Returns				Punt Returns				tot
Date	Opponent	no.	yds	td	lg	no.	yds	td	lg	cmp-att-int	yds	td	lg	no.	yds	td	lg	no.	yds	td	lg	off
Aug 25	HAWAII	36	199	2	21	26	418	3	55	26-37-0	418	3	55	2	43	0	26	2	5	0	3	617
Aug 31	vs Colorado	40	258	2	49	22	338	4	89	22-25-1	338	4	89	1	31	0	31	6	85	0	28	596
Sep 08	ARKANSAS	53	299	1	36	11	144	2	64	11-22-2	144	2	64	2	23	0	23	1	45	0	45	443
Sep 15	at Florida	29	222	2	68	8	119	2	38	8-15-1	119	2	38	0	0	0	0	3	135	2	85	341
Sep 22	ILLINOIS STATE	42	267	3	57	14	271	2	60	14-29-0	271	2	60	1	17	0	17	2	26	0	19	538
Oct 06	at San Jose State	34	48	1	17	18	237	3	51	18-43-2	237	3	51	4	101	0	44	5	76	0	19	285
Oct 13	NEW MEXICO	35	134	0	18	12	165	2	52	12-20-0	165	2	52	3	60	0	26	2	56	0	53	299
Oct 19	at Boise State	37	150	2	29	23	322	4	35	23-27-0	322	4	35	2	63	1	44	3	109	1	74	472
Oct 26	WYOMING	56	291	2	48	7	116	2	43	7-10-0	116	2	43	0	0	0	0	2	2	0	1	407
Nov 10	at NEVADA	37	232	3	48	28	404	4	38	28-36-1	404	4	38	3	34	0	14	3	11	0	6	636
Nov 17	UTAH STATE	28	141	0	20	15	169	1	33	15-24-0	169	1	33	2	63	0	51	2	11	0	9	310
		427	2241	18	68	184	2703	29	89	184-288-7	2703	29	89	20	435	1	51	31	561	3	85	4944
Colorado State		368	1203	8	56	284	3286	23	69	284-470-14	3286	23	69	35	711	0	51	15	55	0	18	4489

Games: 11 • Avg/rush: 5.2 • Avg/catch: 14.7 • Pass effc: 171.09 • KR avg: 21.8 • PR avg: 18.1 • All purpose avg/game: 559.3 • Total offense avg/gm: 449.5

		Tackles				Sacks	Fumble		Pass Defense			blkd	PAT Attempts			off		
Date	Opponent	ua	a	total	tfl-yds	no-yds	ff	fr-yds	int-yds	qbh	brup	kick	kick	rush	rcv	saf	t/o	pts
Aug 25	HAWAII	35	46	81	2.0-3	0.0-0	1	0-0	1-0	4	4	0	4-4	0	0	0	6	43
Aug 31	vs Colorado	29	52	81	9.0-31	3.0-16	0	0-0	1-2	6	6	0	6-6	0	0	0	7	45
Sep 08	ARKANSAS	33	56	89	6.0-19	1.0-4	3	1-0	1-0	4	9	0	3-3	0	0	0	7	27
Sep 15	at Florida	30	60	90	9.0-58	5.0-41	3	3-20	0-0	6	7	1	6-6	0	0	0	13	48
Sep 22	ILLINOIS STATE	37	42	79	5.0-20	2.0-15	0	0-0	2-0	10	7	0	5-5	0	0	0	0	35
Oct 06	at San Jose State	36	40	76	4.0-19	2.0-13	0	0-0	2-24	1	6	0	4-4	0	0	1	7	30
Oct 13	NEW MEXICO	33	56	89	5.0-17	2.0-11	0	0-0	0-0	6	7	0	1-1	1	0	0	0	18
Oct 19	at Boise State	30	40	70	5.0-32	3.0-29	2	1-0	2-30	0	3	0	8-8	0	0	0	14	56
Oct 26	WYOMING	39	40	79	9.0-35	2.0-18	1	1-0	2-15	6	8	0	4-4	0	0	0	14	34
Nov 10	at NEVADA	48	20	68	8.0-27	5.0-22	1	0-0	1-14	0	4	0	5-6	0	1	0	7	49
Nov 17	UTAH STATE	37	54	91	7.0-24	2.0-12	0	0-0	2-127	4	4	0	2-2	0	0	0	14	29
		387	506	893	69.0-285	27.0-181	11	6-20	14-212	47	65	1	48-49	1	1	1	89	414
Colorado State		372	454	826	58.0-218	15.0-98	10	5-0	7-59	30	37	0	28-29	0	1	0	37	255

		Punting										Field Goals				Kickoffs				
Date	Opponent	no.	yds	avg	long	bkld	tb	fc	50+	i20	md-att	long	bkld	no.	yds	avg	tb	ob		
Aug 25	HAWAII	3	143	47.7	56	0	0	0	2	2	3-3	35	0	9	571	63.4	3	0		
Aug 31	vs Colorado	3	130	43.3	45	0	0	0	0	1	1-1	39	0	8	517	64.6	7	0		
Sep 08	ARKANSAS	5	191	38.2	42	0	0	1	0	2	2-3	31	0	6	395	65.8	2	0		
Sep 15	at Florida	3	121	40.3	49	0	0	3	0	1	2-2	48	0	9	529	58.8	5	0		
Sep 22	ILLINOIS STATE	7	360	51.4	60	0	3	0	5	3	0-0	0	0	6	353	58.8	2	0		
Oct 06	at San Jose State	9	339	37.7	46	0	1	2	0	5	0-0	0	0	5	323	64.6	2	0		
Oct 13	NEW MEXICO	6	267	44.5	56	0	0	1	1	2	1-1	29	0	4	245	61.2	3	0		
Oct 19	at Boise State	2	64	32.0	34	0	0	1	0	1	0-0	0	0	9	555	61.7	5	0		
Oct 26	WYOMING	6	264	44.0	58	0	1	2	2	2	2-2	45	0	7	426	60.9	1	0		
Nov 10	at NEVADA	3	111	37.0	46	0	0	0	0	1	0-0	0	0	8	525	65.6	6	0		
Nov 17	UTAH STATE	4	96	24.0	34	0	0	1	0	0	3-3	37	0	7	425	60.7	4	0		
		51	2086	40.9	60	0	5	11	10	20	14-15	48	0	78	4864	62.4	40	0		
Colorado State		62	2967	47.9	70	1	7	7	30	16	11-18	55	0	49	2760	56.3	18	3		

MATTHEWS ACHIEVES RARE FEAT WITH 100-YARD OUTING

Senior running back Izzy Matthews rushed for 125 yards at San Jose State (Oct. 6), 109 at Boise State (Oct. 19) and 100 at Utah State (Nov. 17), giving him seven career 100-yard outings. His seven 100-yard games have been spread across four seasons. The Redding, Calif., native is one of only three CSU players to have at least one 100-yard rushing performance in four different seasons:

- Izzy Matthews -- 7 total -- Years: 2015-18
- Damon Washington -- 14 -- Years: 1995-98
- Steve Bartalo -- 28 -- Years: 1983-86



RB Izzy Matthews

COLORADO STATE FOOTBALL



CSU/OPPONENT COMPARISON

Opponent	Score	First Downs				Rushing Number-Yards	Passing		Total Offense Plays-Yards	Return Yards	Turn- Overs
		Total	Rush	Pass	Pen		Comp-Att-Int	Yards			
HAWAII	34 - 43	29 / 30	5 / 9	22 / 19	2 / 2	25-116 / 36-199	34-51-1 / 26-37-0	537 / 418	76-653 / 73-617	119 / 48	1 / 1
Colorado	13 - 45	20 / 23	8 / 12	10 / 11	2 / 0	39-103 / 40-258	19-37-1 / 22-25-1	181 / 338	76-284 / 65-596	25 / 118	1 / 2
ARKANSAS	34 - 27	21 / 24	5 / 16	14 / 5	2 / 3	23-40 / 53-299	32-50-1 / 11-22-2	389 / 144	73-429 / 75-443	73 / 68	2 / 2
Florida	10 - 48	22 / 14	8 / 10	11 / 3	3 / 1	42-70 / 29-222	23-41-0 / 8-15-1	240 / 119	83-310 / 44-341	82 / 155	3 / 1
ILLINOIS STATE	19 - 35	25 / 22	10 / 11	12 / 10	3 / 1	31-134 / 42-267	24-44-2 / 14-29-0	257 / 271	75-391 / 71-538	139 / 43	2 / 0
San Jose State	42 - 30	21 / 16	11 / 6	8 / 8	2 / 2	45-219 / 34-48	15-29-2 / 18-43-2	172 / 237	74-391 / 77-285	105 / 201	2 / 2
NEW MEXICO	20 - 18	24 / 15	10 / 7	12 / 7	2 / 1	41-112 / 35-134	24-42-0 / 12-20-0	311 / 165	83-423 / 55-299	38 / 116	0 / 1
Boise State	28 - 56	27 / 26	9 / 8	16 / 16	2 / 2	25-116 / 37-150	31-44-2 / 23-27-0	373 / 322	69-489 / 64-472	59 / 202	3 / 0
WYOMING	21 - 34	23 / 20	3 / 14	19 / 5	1 / 1	20-20 / 56-291	34-54-2 / 7-10-0	333 / 116	74-353 / 66-407	108 / 17	3 / 0
NEVADA	10 - 49	13 / 29	3 / 8	9 / 20	1 / 1	33-74 / 37-232	23-40-1 / 28-36-1	186 / 404	73-260 / 73-636	42 / 59	1 / 2
Totals	231 - 385	225 / 219	72 / 101	133 / 104	20 / 14	324-1004 / 399-2100	259-432-12 / 169-264-7	2979 / 2534	756-3983 / 663-4634	790 / 1027	18 / 11

Opponent	3rd Down Conversions	4th Down Conversions	Time of Possession	TOP Margin	Avg Yds/Rush	Avg Yds/Pass	Avg Yds/Play	Punting Number-Avg	Penalties Number-Yards	Sacks
HAWAII	10-16 / 4-12	1-1 / 2-2	25:17 / 34:43	-9:26	4.6 / 5.5	10.5 / 11.3	8.6 / 8.5	4-44.0 / 3-47.7	12-120 / 10-65	0 / 0
Colorado	7-19 / 4-9	1-1 / 0-1	33:27 / 26:33	6:54	2.6 / 6.4	4.9 / 13.5	3.7 / 9.2	9-48.8 / 3-43.3	5-35 / 6-44	0 / 3
ARKANSAS	6-15 / 5-15	0-0 / 0-0	27:33 / 32:27	-4:54	1.7 / 5.6	7.8 / 6.5	5.9 / 5.9	5-56.8 / 5-38.2	6-54 / 6-60	1 / 1
Florida	8-20 / 3-8	2-5 / 0-0	38:33 / 21:27	17:06	1.7 / 7.7	5.9 / 7.9	3.7 / 7.8	4-39.2 / 3-40.3	6-33 / 8-75	1 / 5
ILLINOIS STATE	6-15 / 4-14	1-3 / 2-3	29:10 / 30:50	-1:40	4.3 / 6.4	5.8 / 9.3	5.2 / 7.6	6-52.5 / 7-51.4	9-79 / 9-81	0 / 2
San Jose State	5-15 / 4-17	0-0 / 1-3	34:03 / 25:57	8:06	4.9 / 1.4	5.9 / 5.5	5.3 / 3.7	8-45.2 / 9-37.7	8-61 / 6-45	6 / 2
NEW MEXICO	7-18 / 3-11	1-1 / 0-1	36:37 / 23:23	13:14	2.7 / 3.8	7.4 / 8.2	5.1 / 5.4	6-54.8 / 6-44.5	10-65 / 5-45	3 / 2
Boise State	4-11 / 9-11	2-2 / 0-0	28:42 / 31:18	-2:36	4.6 / 4.1	8.5 / 11.9	7.1 / 7.4	4-52.0 / 2-32.0	7-60 / 5-40	3 / 3
WYOMING	9-16 / 4-12	0-0 / 0-0	27:05 / 32:55	-5:50	1.0 / 5.2	6.2 / 11.6	4.8 / 6.2	6-42.2 / 6-44.0	3-26 / 6-57	0 / 2
NEVADA	6-20 / 4-10	1-3 / 1-2	29:10 / 30:50	-1:40	2.2 / 6.3	4.7 / 11.2	3.6 / 8.7	7-48.1 / 3-37.0	9-73 / 6-61	1 / 5
Totals	68-165 / 44-119	9-16 / 6-12	309:37 / 290:23	19:14	3.1 / 5.3	6.9 / 9.6	5.3 / 7.0	59-48.5 / 47-42.3	75-606 / 67-573	15 / 25

Note: Game totals are displayed in the format TEAM/OPPONENT for each category

RED ZONE ANALYSIS

Date	Opponent	Score	Times		Total	Rush		Pass	FGs	Failed to score inside RZ					
			In RZ	Scored	Pts	TDs	TDs	TDs	Made	FGA	Down	Int	Fumb	Half	Game
Aug 25, 2018	HAWAII	L 34-43	3	3	21	3	0	3	0	0	0	0	0	0	0
Aug 31, 2018	vs Colorado	L 13-45	1	1	3	0	0	0	1	0	0	0	0	0	0
Sep 08, 2018	ARKANSAS	W 34-27	4	4	25	3	1	2	1	0	0	0	0	0	0
Sep 15, 2018	at Florida	L 10-48	1	0	0	0	0	0	0	0	1	0	0	0	0
Sep 22, 2018	ILLINOIS STATE	L 19-35	4	3	19	3	0	3	0	0	1	0	0	0	0
Oct 06, 2018	at San Jose State	W 42-30	5	5	35	5	1	4	0	0	0	0	0	0	0
Oct 13, 2018	NEW MEXICO	W 20-18	5	4	20	2	1	1	2	1	0	0	0	0	0
Oct 19, 2018	at Boise State	L 28-56	4	3	21	3	1	2	0	0	0	1	0	0	0
Oct 26, 2018	WYOMING	L 21-34	3	3	21	3	3	0	0	0	0	0	0	0	0
Nov 10, 2018	at NEVADA	L 10-49	3	2	10	1	0	1	1	0	1	0	0	0	0
Nov 17, 2018	UTAH STATE	L 24-29	5	4	24	3	1	2	1	0	0	1	0	0	0
Totals			38	32	199	26	8	18	6	1	3	2	0	0	0

32 of 38 (84.2%)

Opponents Inside Colorado State Red-Zone

Date	Opponent	Score	Times		Total	Rush		Pass	FGs	Failed to score inside RZ					
			In RZ	Scored	Pts	TDs	TDs	TDs	Made	FGA	Down	Int	Fumb	Half	Game
Aug 25, 2018	HAWAII	L 34-43	7	7	36	4	2	2	3	0	0	0	0	0	0
Aug 31, 2018	vs Colorado	L 13-45	4	3	17	2	0	2	1	0	1	0	0	0	0
Sep 08, 2018	ARKANSAS	W 34-27	3	3	13	1	1	0	2	0	0	0	0	0	0
Sep 15, 2018	at Florida	L 10-48	2	2	10	1	0	1	1	0	0	0	0	0	0
Sep 22, 2018	ILLINOIS STATE	L 19-35	3	3	21	3	2	1	0	0	0	0	0	0	0
Oct 06, 2018	at San Jose State	W 42-30	4	2	14	2	1	1	0	0	2	0	0	0	0
Oct 13, 2018	NEW MEXICO	W 20-18	3	2	10	1	0	1	1	0	1	0	0	0	0
Oct 19, 2018	at Boise State	L 28-56	5	4	28	4	2	2	0	0	0	0	0	1	0
Oct 26, 2018	WYOMING	L 21-34	4	3	17	2	1	1	1	0	0	0	0	1	0
Nov 10, 2018	at NEVADA	L 10-49	4	4	29	4	3	1	0	0	0	0	0	0	0
Nov 17, 2018	UTAH STATE	L 24-29	3	3	9	0	0	0	3	0	0	0	0	0	0
Totals			42	36	204	24	12	12	12	0	4	0	0	2	0

36 of 42 (85.7%)

COLORADO STATE FOOTBALL



COMPARISON BY QUARTER

3rd-Down Conversions


Date	Opponent	Score	Overall	1st Qtr	2nd Qtr	3rd Qtr	4th Qtr	Overtime
Aug 25, 2018	HAWAII	L 34-43	10-16 62.5	3-3 100.0	2-4 50.0	2-5 40.0	3-4 75.0	
Aug 31, 2018	vs Colorado	L 13-45	7-19 36.8	3-5 60.0	2-6 33.3	1-4 25.0	1-4 25.0	
Sep 08, 2018	ARKANSAS	W 34-27	6-15 40.0	1-3 33.3	1-5 20.0	2-4 50.0	2-3 66.7	
Sep 15, 2018	at Florida	L 10-48	8-20 40.0	1-4 25.0	3-7 42.9	2-3 66.7	2-6 33.3	
Sep 22, 2018	ILLINOIS STATE	L 19-35	6-15 40.0	3-5 60.0	0-3 0.0	2-3 66.7	1-4 25.0	
Oct 06, 2018	at San Jose State	W 42-30	5-15 33.3	1-2 50.0	2-4 50.0	0-4 0.0	2-5 40.0	
Oct 13, 2018	NEW MEXICO	W 20-18	7-18 38.9	1-3 33.3	3-5 60.0	1-4 25.0	2-6 33.3	
Oct 19, 2018	at Boise State	L 28-56	4-11 36.4	1-3 33.3	1-3 33.3	2-4 50.0	0-1 0.0	
Oct 26, 2018	WYOMING	L 21-34	9-16 56.2	2-5 40.0	3-5 60.0	1-2 50.0	3-4 75.0	
Nov 10, 2018	at NEVADA	L 10-49	6-20 30.0	1-4 25.0	0-5 0.0	1-3 33.3	4-8 50.0	
Nov 17, 2018	UTAH STATE	L 24-29	6-13 46.2	2-4 50.0	1-3 33.3	2-4 50.0	1-2 50.0	
	Colorado State		74-178 41.6	19-41 46.3	18-50 36.0	16-40 40.0	21-47 44.7	0-0 0.0
	Opponents		48-130 36.9	14-33 42.4	12-37 32.4	12-28 42.9	10-32 31.2	0-0 0.0

4th-Down Conversions

Date	Opponent	Score	Overall	1st Qtr	2nd Qtr	3rd Qtr	4th Qtr	Overtime
Aug 25, 2018	HAWAII	L 34-43	1-1 100.0	0-0 0.0	0-0 0.0	1-1 100.0	0-0 0.0	
Aug 31, 2018	vs Colorado	L 13-45	1-1 100.0	0-0 0.0	1-1 100.0	0-0 0.0	0-0 0.0	
Sep 08, 2018	ARKANSAS	W 34-27	0-0 0.0	0-0 0.0	0-0 0.0	0-0 0.0	0-0 0.0	
Sep 15, 2018	at Florida	L 10-48	2-5 40.0	1-2 50.0	0-0 0.0	0-0 0.0	1-3 33.3	
Sep 22, 2018	ILLINOIS STATE	L 19-35	1-3 33.3	1-1 100.0	0-0 0.0	0-1 0.0	0-1 0.0	
Oct 06, 2018	at San Jose State	W 42-30	0-0 0.0	0-0 0.0	0-0 0.0	0-0 0.0	0-0 0.0	
Oct 13, 2018	NEW MEXICO	W 20-18	1-1 100.0	0-0 0.0	1-1 100.0	0-0 0.0	0-0 0.0	
Oct 19, 2018	at Boise State	L 28-56	2-2 100.0	0-0 0.0	0-0 0.0	0-0 0.0	2-2 100.0	
Oct 26, 2018	WYOMING	L 21-34	0-0 0.0	0-0 0.0	0-0 0.0	0-0 0.0	0-0 0.0	
Nov 10, 2018	at NEVADA	L 10-49	1-3 33.3	0-0 0.0	0-0 0.0	0-1 0.0	1-2 50.0	
Nov 17, 2018	UTAH STATE	L 24-29	0-1 0.0	0-0 0.0	0-1 0.0	0-0 0.0	0-0 0.0	
	Colorado State		9-17 52.9	2-3 66.7	2-3 66.7	1-3 33.3	4-8 50.0	0-0 0.0
	Opponents		6-12 50.0	2-3 66.7	3-6 50.0	0-0 0.0	1-3 33.3	0-0 0.0

Time of Possession

Date	Opponent	Score	Overall	1st Qtr	2nd Qtr	3rd Qtr	4th Qtr	Overtime
Aug 25, 2018	HAWAII	L 34-43	25:17	5:29	6:50	8:06	4:52	
Aug 31, 2018	vs Colorado	L 13-45	33:27	8:59	9:32	8:07	6:49	
Sep 08, 2018	ARKANSAS	W 34-27	27:33	5:58	4:43	6:50	10:02	
Sep 15, 2018	at Florida	L 10-48	38:33	10:16	10:03	6:29	11:45	
Sep 22, 2018	ILLINOIS STATE	L 19-35	29:10	9:29	3:23	6:57	9:21	
Oct 06, 2018	at San Jose State	W 42-30	34:03	8:27	9:21	7:46	8:29	
Oct 13, 2018	NEW MEXICO	W 20-18	36:37	5:53	8:43	10:22	11:39	
Oct 19, 2018	at Boise State	L 28-56	28:42	7:08	4:58	9:00	7:36	
Oct 26, 2018	WYOMING	L 21-34	27:05	7:04	7:47	6:38	5:36	
Nov 10, 2018	at NEVADA	L 10-49	29:10	7:44	6:52	7:09	7:25	
Nov 17, 2018	UTAH STATE	L 24-29	42:05	10:22	10:49	10:23	10:31	
	Colorado State	Total	351:42	86:49	83:01	87:47	94:05	0:00
		Avg.	31:58	7:53	7:32	7:58	8:33	0:00
	Opponents	Total	308:18	78:11	81:59	77:13	70:55	0:00
		Avg.	28:01	7:06	7:27	7:01	6:26	0:00



Wyatt Bryan

BRYAN WITH THE LATE-GAME HEROICS

Wyatt Bryan knocked in the game-winning field goal as time expired to lift CSU to a 20-18 victory over New Mexico on Oct. 13. It was Bryan's first game-winner as a college kicker.

The win was CSU's first by way of a game-winning field goal as time expired since Jared Roberts nailed a 46-yarder against Utah State on Homecoming 2014 (Oct. 18) for a 16-13 win. The most recent instance prior to that was Roberts' 41-yard game-winner as time expired in the 2013 Gildan New Mexico Bowl (Dec. 21), a 48-45 win.

The last time CSU won a game on a walk-off field goal attempted when trailing came Sept. 25, 2010. Ben DeLine drilled a 35-yard field goal to erase a 34-33 Idaho lead on Ag Day at Hughes Stadium, and secure a 36-34 win for the Rams.

Passing Statistics

Carta-Samuels, K.J. - #1

Career Stats		Passing					Rushing					Season Highs	
		CMP	ATT	PCT	INT	YDS	TD	LG	NO	YDS	AVG	TD	LG
2015 Totals (Washington)		10	24	41.7	1	124	0	33	9	-1	-0.1	1	10
2016 Totals (Washington)		9	13	69.2	0	104	3	27	4	4	1.0	0	7
2017 Totals (Washington)		8	10	80.0	0	82	0	26	2	-4	-2.0	0	0
2018 Totals		177	289	61.2	8	2172	18	69	43	-15	-0.3	1	11
Career Totals (CSU)		177	289	61.2	8	2172	18	69	43	-15	-0.3	1	11
Career Totals (Washington)		27	47	57.4	1	310	3	3	15	-1	-0.1	1	10
Career Totals		204	336	60.7	9	2482	21	69	58	-16	-0.3	2	11
2018 Games		Passing					Rushing						
		CMP	ATT	PCT	INT	YDS	TD	LG	NO	YDS	AVG	TD	LG
8/25	Hawaii	34	50	68.0	1	537	5	69	6	25	4.2	0	7
8/31	vs. Colorado	18	33	54.5	1	176	1	26	9	4	0.4	0	11
9/8	Arkansas	32	47	68.1	1	389	2	54	5	3	0.6	0	8
9/15	at Florida	21	33	63.6	0	217	1	48	6	-34	-5.7	0	3
9/22	Illinois State	15	27	55.6	1	142	2	38	3	13	4.3	0	5
10/6	at San Jose State	14	27	51.9	2	162	4	32	6	5	0.8	0	11
10/13	New Mexico	24	42	57.1	0	311	1	45	4	-2	-0.5	1	8
10/19	at Boise State	19	30	63.3	2	238	2	47	4	-29	-7.3	0	0
10/26	Wyoming	0	0	0.0	0	0	0	0	0	0	0.0	0	0
11/10	at Nevada	0	0	0.0	0	0	0	0	0	0	0.0	0	0
11/17	Utah State	0	0	0.0	0	0	0	0	0	0	0.0	0	0
11/22	at Air Force	0	0	0.0	0	0	0	0	0	0	0.0	0	0
Totals		177	289	61.2	8	2172	18	69	43	-15	-0.3	1	11

Rushing Statistics

Hawkins, Anthony - #14

CSU Career Stats		Rushing					Kick Return				
		NO	YDS	TD	LG	AVG	NO	YDS	TD	LG	AVG
2016 Totals		11	81	0	17	7.4	0	0	0	0	0.0
2017 Totals		0	0	0	0	0.0	0	0	0	0	0.0
2018 Totals		3	32	0	25	10.7	18	391	0	51	21.7
Career Totals		14	113	0	25	8.1	18	391	0	51	21.7
2018 Games		Rushing					Kick Return				
		NO	YDS	TD	LG	AVG	NO	YDS	TD	LG	AVG
8/25	Hawaii	0	0	0	0	0.0	0	0	0	0	0.0
8/31	vs. Colorado	0	0	0	0	0.0	1	25	0	25	25.0
9/8	Arkansas	0	0	0	0	0.0	3	55	0	20	18.3
9/15	at Florida	0	0	0	0	0.0	2	82	0	51	41.0
9/22	Illinois State	0	0	0	0	0.0	3	89	0	45	29.7
10/6	at San Jose State	3	32	0	25	10.7	3	38	0	19	12.7
10/13	New Mexico	0	0	0	0	0.0	1	23	0	23	23.0
10/19	at Boise State	0	0	0	0	0.0	3	44	0	28	14.7
10/26	Wyoming	0	0	0	0	0.0	0	0	0	0	0.0
11/10	at Nevada	0	0	0	0	0.0	0	0	0	0	0.0
11/17	Utah State	0	0	0	0	0.0	2	35	0	18	17.5
11/22	at Air Force	0	0	0	0	0.0	0	0	0	0	0.0
Totals		3	32	0	25	10.7	18	391	0	51	21.7

Hill, Collin - #15

CSU Career Stats		Passing					Rushing					Season Highs	
		CMP	ATT	PCT	INT	YDS	TD	LG	NO	YDS	AVG	TD	LG
2016 Totals		75	129	58.1	2	1096	8	60	26	49	1.9	1	51
2018 Totals		109	179	60.9	6	1103	5	47	23	-4	-0.2	1	13
Career Totals		184	308	59.7	8	2199	13	60	49	45	0.9	2	51
2018 Games		Passing					Rushing						
		CMP	ATT	PCT	INT	YDS	TD	LG	NO	YDS	AVG	TD	LG
8/25	Hawaii	0	0	0.0	0	0	0	0	0	0	0.0	0	0
8/31	vs. Colorado	1	4	25.0	0	5	0	5	0	0	0.0	0	0
9/8	Arkansas	0	3	0.0	0	0	0	0	0	0	0.0	0	0
9/15	at Florida	2	8	25.0	0	23	0	16	1	1	1.0	0	1
9/22	Illinois State	9	17	52.9	1	115	1	25	4	-5	-1.3	0	8
10/6	at San Jose State	1	2	50.0	0	10	0	10	1	9	9.0	0	9
10/13	New Mexico	0	0	0.0	0	0	0	0	0	0	0.0	0	0
10/19	at Boise State	12	14	85.7	0	135	1	20	0	0	0.0	0	0
10/26	Wyoming	34	54	63.0	2	333	0	47	5	-2	-0.4	1	13
11/10	at Nevada	23	40	57.5	1	186	1	38	8	-14	-1.8	0	9
11/17	Utah State	27	37	73.0	2	296	2	36	4	7	1.8	0	10
11/22	at Air Force	0	0	0.0	0	0	0	0	0	0	0.0	0	0
Totals		109	179	60.9	6	1103	5	47	23	-4	-0.2	1	13

Kinsey Jr., Marvin - #5

CSU Career Stats		Rushing					Receiving					Season Highs:	
		NO	YDS	TD	LG	AVG	NO	YDS	TD	LG	AVG		
2016 Totals		93	546	7	75	5.9	2	47	0	49	23.5	Rushes: 15 - at Florida, 9/15/18	
2017 Totals		26	124	2	36	4.8	0	0	0	0	0.0	Yards: 79 - at Florida, 9/15/18	
2018 Totals		63	256	2	28	4.1	22	204	1	27	9.3	Long Rush: 28 - at Florida, 9/15/18	
Career Totals		182	926	11	75	5.1	24	251	1	49	10.5	Long Rush: 28 - at Florida, 9/15/18	
2018 Games		Rushing					Receiving					Career Highs:	
		NO	YDS	TD	LG	AVG	NO	YDS	TD	LG	AVG		
8/25	Hawaii	0	0	0	0	0.0	0	0	0	0	0.0	Rushes: 18 - Northern Colorado, 2016	
8/31	vs. Colorado	0	0	0	0	0.0	0	0	0	0	0.0	Yards: 127 - New Mexico, 2016	
9/8	Arkansas	5	10	0	4	2.0	4	34	0	20	8.5	Long Rush: 75 - New Mexico, 2016	
9/15	at Florida	15	79	0	28	5.3	0	0	0	0	0.0	TDs: 2 - UNLV, 2016	
9/22	Illinois State	9	51	0	14	5.7	4	63	1	22	15.8	100-yard rushing games: 1 (1 in 2016)	
10/6	at San Jose State	5	19	0	7	3.8	0	0	0	0	0.0		
10/13	New Mexico	7	19	0	6	2.7	0	0	0	0	0.0		
10/19	at Boise State	9	36	0	12	4.0	2	36	0	27	18.0		
10/26	Wyoming	5	24	2	15	4.8	9	47	0	12	5.2		
11/10	at Nevada	3	6	0	3	2.0	2	0	0	0	0.0		
11/17	Utah State	5	12	0	4	2.4	1	24	0	24	24.0		
11/22	at Air Force	0	0	0	0	0.0	0	0	0	0	0.0		
Totals		63	256	2	28	4.1	22	204	1	27	9.3		

Matthews, Izzy - #24

CSU Career Stats		Rushing		Receiving		TD		LG		AVG	
NO	YDS	NO	YDS	NO	YDS	TD	LG	NO	YDS	TD	LG
2015 Totals	97	590	5	39	6.1	4	43	0	24	10.8	
2016 Totals	153	794	13	41	4.8	8	56	0	12	7.0	
2017 Totals	132	613	8	66	4.6	12	140	1	27	11.7	
2018 Totals	156	665	4	56	4.3	27	169	1	23	6.3	
Career Totals	538	2602	30	66	4.8	51	408	2	27	8.0	

Season Highs:
Rushes: 26 - New Mexico, 10/13/18
Yards: 125 - at SJSU, 10/6/18
Long Rush: 56 - at Boise State, 10/19/18

2018 Games		Rushing		Receiving		TD		LG		AVG	
NO	YDS	NO	YDS	NO	YDS	TD	LG	NO	YDS	TD	LG
8/25 Hawai'i	15	63	0	15	4.2	6	58	1	19	9.7	
8/31 vs. Colorado	15	30	0	8	2.0	3	14	0	7	4.7	
9/8 Arkansas	9	27	1	14	3.0	4	0	4	4.0		
9/15 at Florida	8	17	0	7	2.1	3	12	0	9	4.0	
9/22 Illinois State	14	71	0	13	5.1	3	16	0	6	5.3	
10/6 at San Jose State	22	125	1	22	5.7	1	2	0	2	2.0	
10/13 New Mexico	26	92	0	13	3.5	1	10	0	10	10.0	
10/19 at Boise State	12	109	1	56	9.1	3	15	0	9	5.0	
10/26 Wyoming	7	-5	0	3	-0.7	0	0	0	0	0.0	
11/10 at Nevada	8	36	0	12	4.5	2	10	0	6	5.0	
11/17 Utah State	20	100	1	13	5.0	4	28	0	23	7.0	
11/22 at Air Force											
Totals	156	665	4	56	4.3	27	169	1	23	6.3	

Career Highs:
Rushes: 26 - New Mexico, 10/13/18
Yards: 140 - Fresno State, 2015
Long Rush: 66 - Hawai'i
TDs: 2 [6 times]
100-yard rushing games: 7 (4 in 2015, 2 in 2016, 1 in 2017, 3 in 2018)

Receiving Statistics

Butler, Cameron - #16

CSU Career Stats		Receiving		TD		LG	
NO	YDS	NO	YDS	AVG	TD	LG	
2017 Totals	12	171	14.3	3	50		
2018 Totals	28	301	10.8	0	54		
Career Totals	40	472	11.8	3	54		

Season Highs:
Receptions: 5 - Hawai'i, 8/25/18
Yards: 107 - Arkansas, 9/8/18
Long Rec.: 54 - Arkansas, 9/8/18

2018 Games		Receiving		TD		LG	
NO	YDS	NO	YDS	AVG	TD	LG	
8/25 Hawai'i	5	26	5.2	0	12		
8/31 vs. Colorado	1	9	9.0	0	9		
9/8 Arkansas	4	107	26.8	0	54		
9/15 at Florida	0	0	0.0	0	0		
9/22 Illinois State	3	25	8.3	0	12		
10/6 at San Jose State	0	0	0.0	0	0		
10/13 New Mexico	4	42	10.5	0	18		
10/19 at Boise State	3	19	6.3	0	9		
10/26 Wyoming	4	41	10.3	0	15		
11/10 at Nevada	2	20	10.0	0	18		
11/17 Utah State	2	12	6.0	0	6.0		
11/22 at Air Force							
Totals	28	301	10.8	0	54		

Career Highs:
Receptions: 5 - Hawai'i, 8/25/18
Yards: 107 - Arkansas, 9/8/18
TDs: 1 - [three times]
Long Rec.: 54 - Arkansas, 9/8/18

McElroy, Marcus - #32

CSU Career Stats		Rushing		Receiving		TD		LG		AVG	
NO	YDS	NO	YDS	NO	YDS	TD	LG	NO	YDS	TD	LG
2017 Totals	2	9	0	9	4.5	0	0	0	0	0	0.0
2018 Totals	48	209	0	27	4.4	4	56	0	20	14.0	
Career Totals	50	218	0	27	4.4	4	56	0	20	14.0	

Season/Career Highs:
Rushes: 14 - vs. Colorado, 8/31/18
Yards: 61 - vs. Colorado, 8/31/18
Long Rush: 24 - vs. Colorado, 8/31/18s:

2018 Games		Rushing		Receiving		TD		LG		AVG	
NO	YDS	NO	YDS	NO	YDS	TD	LG	NO	YDS	TD	LG
8/25 Hawai'i	4	28	0	19	7.0	0	0	0	0	0.0	
8/31 vs. Colorado	14	61	0	24	4.4	0	0	0	0	0.0	
9/8 Arkansas	1	-3	0	0	-3.0	0	0	0	0	0.0	
9/15 at Florida	6	13	0	7	2.2	0	0	0	0	0.0	
9/22 Illinois State	1	4	0	4	4.0	0	0	0	0	0.0	
10/6 at San Jose State	5	33	0	12	6.6	1	18	0	18	18.0	
10/13 New Mexico	1	4	0	4	4.0	0	0	0	0	0.0	
10/19 at Boise State	0	0	0	0	0.0	1	20	0	20	20.0	
10/26 Wyoming	2	2	0	3	1.0	0	0	0	0	0.0	
11/10 at Nevada	8	22	0	15	2.8	2	18	0	16	9.0	
11/17 Utah State	6	45	0	27	7.5	0	0	0	0	0.0	
11/22 at Air Force											
Totals	48	209	0	27	4.4	4	56	0	20	14.0	

Fulton, Brenden - #23

CSU Career Stats		Receiving		Punt Return		TD	
NO	YDS	NO	YDS	ATT	YDS	AVG	TD
2015 Totals (DNP REDSHIRT)	0	0	0.0	0	0	0	0
2016 Totals	0	0	0.0	0	0	0	0
2017 Totals	0	0	0.0	0	0	0	0
2018 Totals	3	47	15.7	0	20	1	6
Career Totals	3	47	15.7	0	20	1	6

Season/Career Highs:
Receptions: 2 - Arkansas, 9/8/18
Yards: 30 - Arkansas, 9/8/18
Long Rec.: 20 - Arkansas, 9/8/18

2018 Games		Receiving		Punt Return		TD	
NO	YDS	NO	YDS	ATT	YDS	AVG	TD
8/25 Hawai'i	1	17	17	0	0	0.0	0
8/31 vs. Colorado	0	0	0.0	0	0	0.0	0
9/8 Arkansas	2	30	15	0	0	0.0	0
9/15 at Florida	0	0	0.0	0	0	0.0	0
9/22 Illinois State	0	0	0.0	0	0	0.0	0
10/6 at San Jose State	0	0	0.0	0	0	0.0	0
10/13 New Mexico	0	0	0.0	0	0	0.0	0
10/19 at Boise State	0	0	0.0	0	0	0.0	0
10/26 Wyoming	0	0	0.0	0	1	6	6.0
11/10 at Nevada	0	0	0.0	0	0	0.0	0
11/17 Utah State	0	0	0.0	0	0	0.0	0
11/22 at Air Force							
Totals	3	47	15.7	0	20	1	6

Hall, Nikko #80

CSU Career Stats		Receiving				
		NO	YDS	AVG	TD	LG
2018 Totals		8	95	11.9	1	17
Career Totals		8	95	11.9	1	17

2018 Games		Receiving				
		NO	YDS	AVG	TD	LG
8/25	Hawai'i	DNP				
8/31	vs. Colorado		1	7	7.0	0
9/8	Arkansas	DNP				
9/15	at Florida		0	0	0.0	0
9/22	Illinois State	3	33	11.0	1	17
10/6	at San Jose State	0	0	0.0	0	0
10/13	New Mexico	1	16	16.0	0	16
10/19	at Boise State	0	0	0.0	0	0
10/26	Wyoming	2	23	11.5	0	12
11/10	at Nevada	1	16	16.0	0	16
11/17	Utah State	0	0	0.0	0	0
11/22	at Air Force					
Totals		8	95	11.9	1	17

Season/Career Highs:
Receptions: 3 - Illinois
 State, 9/22/18
Yards: 33 - Illinois State,
 9/22/18
Long Rec.: 17 - Illinois
 State, 9/22/18

Jackson, Warren #9

CSU Career Stats		Receiving					
		NO	YDS	AVG	TD	LG	
2017 Totals	8/25	15	265	17.7	2	40	
2018 Totals	8/31	31	384	12.4	4	24	
Career Totals		46	649	14.1	6	40	
2018 Games		Receiving					
		NO	YDS	AVG	TD	LG	
8/25	Hawaii	5	72	14.4	0	24	
8/31	vs. Colorado	1	12	12.0	0	12	
9/8	Arkansas	DNP					
9/15	at Florida	DNP					
9/22	Illinois State	0	0	0.0			
10/6	at San Jose State	4	44	11.0	2	16	
10/13	New Mexico	4	69	17.3	0	23	
10/19	at Boise State	9	105	11.7	2	24	
10/26	Wyoming	3	30	10.0	0	13	
11/0	at Nevada	1	4	4.0	0	4	
11/17	Utah State	4	48	12.0	0	18	
11/22	at Air Force						
Totals		31	384	12.4	4	24	

Season Highs:
Receptions: 9 - at Boise State,
 10/19/18
Yards: 105 - at Boise State,
 10/19/18
TDs: 2 - [twice]
 Long Rec.: 24 - [twice]

Career Highs: – at Boise State,
10/19/18
Receptions: 9 – at Boise State,
10/19/18
Yards: 105 – at Boise State,
10/19/18
TDs: 2 – (3 times)
Long Rec.: 38 – Colorado,
2017
100-yard receiving games: 1
(1 in 2018)

Hammer, Griffin #88

CSU Career Stats	Receiving					
	NO	YDS	AVG	TD	LG	
	2017 Totals (DNP - REDSHIRT)					
	5	50	10.0	0	14	
2018 Totals		5	50	10.0	0	14
Career Totals						
2018 Games	Receiving					
	NO	YDS	AVG	TD	LG	
	2	19	9.5	0	14	
	0	0	0.0	0	0	
	1	9	9	0	9	
	0	0	0.0	0	0	
	0	0	0.0	0	0	
	2	22	11	0	12	
	DNP					
	DNP					
	DNP					
DNP						
DNP						
11/22	at Air Force					
Totals		5	50	10	0	14

Season/Career Highs:
Receptions: 2 - [twice]
Yards: 22 - at SJSU, 10/6/18
Long Rec.: 14 - Hawai'i,
 8/25/18

Johnson, Olabisi - #81

CSU Career Stats		Receiving					Punt Return				
		NO	YDS	AVG	TD	LG	ATT	YDS	AVG	TD	LG
	2015 Totals	2	15	7.5	1	13	0	0	0.0	0	0
	2016 Totals	28	613	21.9	4	73	0	0	0.0	0	0
	2017 Totals	41	595	14.5	2	48	14	122	8.7	0	38
	2018 Totals	50	708	14.2	4	58	12	48	4.0	0	18
	Career Totals	121	1931	16.0	11	73	26	170	6.5	0	38
2018 Games		Receiving					Punt Return				
		NO	YDS	AVG	TD	LG	ATT	YDS	AVG	TD	LG
8/25	Hawai'i	6	157	26.2	2	58	0	0	0.0	0	0
8/31	vs. Colorado	6	82	13.7	1	26	1	0	0.0	0	0
9/8	Arkansas	5	47	9.4	0	18	4	0	0.0	0	1
9/15	at Florida	5	43	8.6	0	16	0	0	0.0	0	0
9/22	Illinois State	7	107	15.3	1	38	3	20	6.7	0	18
10/6	at San Jose State	2	16	8.0	0	10	2	12	6.0	0	8
10/13	New Mexico	5	81	16.2	0	45	1	15	15.0	0	15
10/19	at Boise State	2	12	6.0	0	10	0	0	0.0	0	0
10/26	Wyoming	5	56	11.2	0	14	1	1	1.0	0	1
11/10	at Nevada	DNP									
11/17	Utah State	7	107	15.3	0	36	0	0	0.0	0	0
11/22	at Air Force										
Totals		50	708	14.2	4	58	12	48	4.0	0	18

Season Highs:
Receptions: 7 - Illinois State -
9/22/18
Yards: 157 - Hawaii, 8/25/18
Long Rec.: 58 - Hawaii,
8/25/18

Career Highs:
Receptions: 7 - (twice)
Yards: 265 (CSU Record) -
Idaho, 2016

Long Rec.: 73 - Idaho, 2016

100-yard receiving games: 5
(1 in 2016, 1 in 2017, 3 in 2018)

200-yard receiving games: 1
(1 in 2016)

McBride, Trey #85

CSU Career Stats	Receiving				
	NO	YDS	TD	LG	AVG
2018 Totals	6	84	1	48	14.0
Career Totals	6	84	1	48	14.0

Season/Career Highs:
Receptions: 3 - at Florida, 9/15/18
Yards: 60 - at Florida, 9/15/18
TDs: 1 - at Florida, 9/15/18
Long Rec.: 48 - at Florida, 9/15/18

2018 Games					
	NO	YDS	TD	LG	AVG
8/25 Hawai'i	0	0	0	0	0.0
8/31 vs. Colorado	0	0	0	0	0.0
9/8 Arkansas	0	0	0	0	0.0
9/15 at Florida	3	60	1	48	20.0
9/22 Illinois State	0	0	0	0	0.0
10/6 at San Jose State	0	0	0	0	0.0
10/13 New Mexico	0	0	0	0	0.0
10/19 at Boise State	1	11	0	11	11.0
10/26 Wyoming	0	0	0	0	0.0
11/10 at Nevada	2	13	0	7	6.5
11/17 Utah State	0	0	0	0	0.0
11/22 at Air Force					
Totals	6	84	1	48	14.0

Scott, E.J. #3

CSU Career Stats	Receiving				
	NO	YDS	AVG	TD	LG
2018 Totals	7	50	7.1	0	15
Career Totals	7	50	7.1	0	15

2018 Games					
	NO	YDS	AVG	TD	LG
8/25 Hawai'i	0	0	0.0	0	0
8/31 vs. Colorado	1	8	8.0	0	8
9/8 Arkansas	0	0	0.0	0	0
9/15 at Florida	1	7	7.0	0	7
9/22 Illinois State	1	-1	-1.0	0	0
10/6 at San Jose State	0	0	0.0	0	0
10/13 New Mexico	0	0	0.0	0	0
10/19 at Boise State	0	0	0.0	0	0
10/26 Wyoming	0	0	0.0	0	0
11/10 at Nevada	4	36	9.0	0	15
11/17 Utah State	0	0	0.0	0	0
11/22 at Air Force					
Totals	7	50	7.1	0	15

Prentice, Adam #46

CSU Career Stats	Receiving				
	NO	YDS	TD	LG	AVG
2017 Totals	7	45	1	16	6.4
2018 Totals	4	26	0	10	6.5
Career Totals	11	71	1	16	6.5

Career Highs:
Carries: 8 - Utah State, 11/17/18
Rush Yards: 29 - Utah State, 11/17/18
Receptions: 2 - [three times]
Yards: 16 - Utah State, 2017
TDs: 1 - Air Force, 2017
Long Rec.: 16 - Utah State, 2017

2018 Games					
	NO	YDS	TD	LG	AVG
8/25 Hawai'i	0	0	0	0	0.0
8/31 vs. Colorado	0	0	0	0	0.0
9/8 Arkansas	1	4	0	4	4.0
9/15 at Florida	1	9	0	9	9.0
9/22 Illinois State	0	0	0	0	0.0
10/6 at San Jose State	1	3	0	3	3.0
10/13 New Mexico	0	0	0	0	0.0
10/19 at Boise State	0	0	0	0	0.0
10/26 Wyoming	1	10	0	10	10.0
11/10 at Nevada	0	0	0	0	0.0
11/17 Utah State	0	0	0	0	0.0
11/22 at Air Force					
Totals	4	26	0	10	6.5

Williams, Preston - #11

CSU Career Stats	Receiving				
	NO	YDS	TD	LG	AVG
2015 Totals (Tennessee)	7	158	2	49	22.6
2016 Totals (Tennessee)	9	89	0	19	9.9
2017 Totals (DNP)					
2018 Totals	84	1097	11	69	13.1
Career Totals (CSU)	84	1097	11	69	13.1
Career Totals (Tennessee)	16	247	2	15	15.4
Career Totals	100	1344	13	69	13.4

Season Highs:
Receptions: 12 - Arkansas, 9/8/18
Yards: 188 - Hawai'i, 8/25/18
TDs: 2 - [4 times] 8/25/18
Long Rec.: 69 - Hawai'i, 8/25/18

CSU Career Stats	Receiving				
	NO	YDS	TD	LG	AVG
2015 Totals (Tennessee)	7	158	2	49	22.6
2016 Totals (Tennessee)	9	89	0	19	9.9
2017 Totals (DNP)					
2018 Totals	84	1097	11	69	13.1
Career Totals (CSU)	84	1097	11	69	13.1
Career Totals (Tennessee)	16	247	2	15	15.4
Career Totals	100	1344	13	69	13.4

Career Highs:
Receptions: 12 - Arkansas, 9/8/18
Yards: 188 - Hawai'i, 8/25/18
TDs: 3 [times] (once at Tennessee) 8/25/18
Long Rec.: 69 - Hawai'i, 8/25/18
100-yard receiving games: 5 (5 in 2018)

2018 Games					
	NO	YDS	TD	LG	AVG
8/25 Hawai'i	9	188	2	69	20.9
8/31 vs. Colorado	6	49	0	14	8.2
9/8 Arkansas	12	154	2	31	12.8
9/15 at Florida	9	106	0	21	11.8
9/22 Illinois State	3	14	0	7	4.7
10/6 at San Jose State	4	67	2	32	16.8
10/13 New Mexico	9	93	1	26	10.3
10/19 at Boise State	9	154	1	47	17.1
10/26 Wyoming	10	126	0	47	12.6
11/10 at Nevada	7	69	1	38	9.9
11/17 Utah State	6	77	2	35	12.8
11/22 at Air Force					
Totals	84	1097	11	69	13.1

Special Teams Statistics

Bryan, Wyatt - #96

CSU Career Stats	Field Goals		Extra Point		Kickoffs		
	Made	ATT	PCT		NO	TB	AVG
2015 Totals	16	22	73%				
2016 Totals	11	14	79%				
2017 Totals	15	18	83%				
2018 Totals	11	18	61%	28	29	97%	
Career Totals	53	72	74%		31	8	57.7

Season Highs:
FG Made: 4 - Arkansas,
9/8/18
PAT Made: 6 - at SJSU,
10/6/18
Points: 14 - Arkansas,
9/8/18
FG Long: 55 - Arkansas,
9/8/18

2018 Games	Field Goals		Extra Point		Kickoffs		
	Made	ATT	PCT.		NO	TB	AVG
8/25 Hawai'i	0	2	0%	4	4	100%	
8/31 vs. Colorado	2	2	100%	1	1	100%	0
9/8 Arkansas	4	4	100%	2	2	100%	0
9/15 at Florida	1	3	33%	1	1	100%	0
9/22 Illinois State	0	0	0.0	1	1	100%	0
10/6 at San Jose State	2	3	67%	6	6	100%	7
10/13 New Mexico	0	0	0.0	2	2	100%	4
10/19 at Boise State	0	0	0.0	4	4	100%	0
10/26 Wyoming	0	1	0%	3	3	100%	3
11/10 at Nevada	1	1	100%	1	1	100%	3
11/17 Utah State	1	2	50%	3	3	100%	5
11/22 at Air Force							
Totals	11	18	61%	28	29	97%	31

Career Highs:
FG Made: 4 - Arkansas,
9/8/18
PAT Made: 9 - SDSU, 2016
Points: 16 - Oregon State,
2017
FG Long: 55 - Arkansas,
9/8/18

Stonehouse, Ryan - #41

CSU Career Stats	Punting				
	NO	YDS	AVG	LG	IN20
2017 Totals	46	2111	45.9	65	24
2018 Totals	61	2967	48.6	70	16
Career Totals	107	5078	47.5	70	40

Season Highs:
Punts: 9 - vs. Colorado,
8/31/18
Yards: 615 - vs. Colorado,
8/31/18
Long: 70 - Arkansas,
9/8/18
Inside the 20: 4 - vs.
Colorado, 8/31/18

2018 Games	Punting				
	NO	YDS	AVG	LG	IN20
8/25 Hawai'i	4	176	44.0	50	1
8/31 vs. Colorado	9	439	48.8	61	4
9/8 Arkansas	5	284	56.8	70	1
9/15 at Florida	3	157	52.3	57	1
9/22 Illinois State	6	315	52.5	68	1
10/6 at San Jose State	8	362	45.3	55	0
10/13 New Mexico	6	329	54.8	62	1
10/19 at Boise State	4	208	52.0	58	1
10/26 Wyoming	6	253	42.2	56	3
11/10 at Nevada	7	337	48.1	57	2
11/17 Utah State	3	107	35.7	44	1
11/22 at Air Force					
Totals	61	2967	48.6	70	16

Career Highs:
Punts: 9 - vs. Colorado,
8/31/18
Yards: 615 - vs. Colorado,
8/31/18
Long: 70 - Arkansas,
9/8/18
Inside the 20: 4 - [twice]

Davis, Braxton - #83

CSU Career Stats	Field Goals		Kickoffs		
	Made	ATT	PCT	NO	TB
2015 Totals	0	1	0.0	70	27
2016 Totals	0	1	0.0	70	39
2017 Totals	0	0	0.0	83	45
2018 Totals	0	0	0.0	17	10
Career Totals	0	2	0.0	240	121

2018 Games	Field Goals		Kickoffs		
	Made	ATT	PCT.	NO	TB
8/25 Hawai'i	DNP				
8/31 vs. Colorado	0	0	0.0	3	2
9/8 Arkansas	0	0	0.0	8	5
9/15 at Florida	0	0	0.0	2	2
9/22 Illinois State	DNP				
10/6 at San Jose State	DNP				
10/13 New Mexico	DNP				
10/19 at Boise State	0	0	0.0	4	1
10/26 Wyoming	DNP				
11/10 at Nevada	DNP				
11/17 Utah State	DNP				
11/22 at Air Force					
Totals	0	0		17	10

Season Highs:
FG Made: 4 - Arkansas,
9/8/18
PAT Made: 9 - SDSU, 2016
Points: 16 - Oregon State,
2017
FG Long: 55 - Arkansas,
9/8/18

Defense Statistics

Ajayi, Rashad - #4

CSU Career Stats		Defense				
		Tackles	TFL	SK	INT	PBU QBH
2018 Totals		30	1.0	1.0	1	6
Career Totals		30	1.0	1.0	1	6

2018 Games		Defense				
		Tackles	TFL	SK	INT	PBU QBH
8/25	Hawai'i	2	0.0	0.0	0	0
8/31	vs. Colorado	3	0.0	0.0	0	0
9/8	Arkansas	2	0.0	0.0	0	0
9/15	at Florida	4	1.0	1.0	0	0
9/22	Illinois State	4	0.0	0.0	0	3
10/6	at San Jose State	1	0.0	0.0	1	1
10/13	New Mexico	1	0.0	0.0	0	0
10/19	at Boise State	4	0.0	0.0	0	0
10/26	Wyoming	5	0.0	0.0	0	1
11/10	at Nevada	1	0.0	0.0	0	0
11/17	Utah State	3	1.0	0.0	0	0
11/22	at Air Force					
Totals		30	2.0	1.0	1	6

Season/Career Highs:
Tackles: 5 - Wyoming,
10/26/18
Sacks: 1 - at Florida,
9/15/18
FF: 1 - vs. Colorado,
8/31/18
PBU: 3 - Illinois State,
9/22/18

Bombek, Jan-Phillip - #91

CSU Career Stats		Defense				
		Tackles	TFL	SK	INT	PBU QBH
2018 Totals		20	4.0	2.0	1	4
Career Totals		20	4.0	2.0	1	4

2018 Games		Defense				
		Tackles	TFL	SK	INT	PBU QBH
8/25	Hawai'i	DNP				
8/31	vs. Colorado	4	1.0	0.0	0	0
9/8	Arkansas	0	0.0	0.0	1	0
9/15	at Florida	0	0.0	0.0	0	1
9/22	Illinois State	2	0.0	0.0	1	0
10/6	at San Jose State	4	2.0	0.0	0	0
10/13	New Mexico	1	0.5	0.0	0	0
10/19	at Boise State	2	0.0	0.0	0	0
10/26	Wyoming	3	0.0	0.0	0	0
11/10	at Nevada	2	0.5	0.0	0	0
11/17	Utah State	2	0.0	0.0	0	0
11/22	at Air Force					
Totals		20	4.0	0.0	1	0

Season/Career Highs:
Tackles: 4 - [twice]
TFL: 2.0 - at SJSU, 10/6
Sacks: 2.0 - at SJSU, 10/6
FF: 1 - vs. Colorado,
8/31/18
QBH: 2 - Illinois State,
9/22/18

Campbell, Darius - #25

CSU Career Stats		Defense				
		Tackles	TFL	SK	INT	PBU QBH
2017 Totals		8	0.0	0.0	0	
2018 Totals		28	2.0	1.0	0	2
Career Totals		36	2.0	1.0	0	2

2018 Games		Defense				
		Tackles	TFL	SK	INT	PBU QBH
8/25	Hawai'i	DNP				
8/31	vs. Colorado	DNP				
9/8	Arkansas	4	1.0	0.0	0	0
9/15	at Florida	3	0.0	0.0	0	0
9/22	Illinois State	3	0.0	0.0	0	0
10/6	at San Jose State	7	0.0	0.0	0	0
10/13	New Mexico	3	0.0	0.0	0	1
10/19	at Boise State	1	1.0	1.0	0	1
10/26	Wyoming	4	0.0	0.0	0	0
11/10	at Nevada	DNP				
11/17	Utah State	3	0.0	0.0	0	1
11/22	at Air Force					
Totals		28	2.0	1.0	0	2

Season/Career Highs:
Tackles: 7 - at SJSU, 10/6
TFL: 1.0 - [twice]
Sacks: 1.0 - at Boise State,
10/19/18
QBH: 1 - New Mexico,
10/13/18

Banks, V.J. - #19

Career Stats		Defense				
		Tackles	TFL	SK	INT	PBU QBH
2014 Totals (at Rice)		3	0.0	0.0	1	2
2015 Totals (at Rice)		28	0.0	0.0	0	1
2016 Totals (at Rice)		37	1.0	0.0	1	5
2017 Totals (at Rice)		7	0.0	0.0	0	0
2018 Totals		27	3.0	0.0	3	4
Career Totals		99	4.0	0.0	3	10

2018 Games		Defense				
		Tackles	TFL	SK	INT	PBU QBH
8/25	Hawai'i	2	0.0	0.0	0	1
8/31	vs. Colorado	1	0.0	0.0	1	0
9/8	Arkansas	3	1.0	0.0	0	1
9/15	at Florida	3	0.0	0.0	1	1
9/22	Illinois State	3	0.0	0.0	0	1
10/6	at San Jose State	3	0.0	0.0	0	0
10/13	New Mexico	3	0.0	0.0	0	0
10/19	at Boise State	3	1.0	0.0	0	0
10/26	Wyoming	1	0.0	0.0	0	0
11/10	at Nevada	5	1.0	0.0	1	0
11/17	Utah State	0	0.0	0.0	0	0
11/22	at Air Force					
Totals		27	3.0	0.0	3	4

Season Highs:
Tackles: 5 - at Nevada,
11/10/18
INT: 1 - [3 times]
PBU: 1 - [twice]
Career Highs:
INT: 1 - [5 times]

Brinnon, Quinn - #8

CSU Career Stats		Defense				
		Tackles	TFL	SK	INT	PBU QBH
2018 Totals		11	0.0	0.0	0	0
Career Totals		11	0.0	0.0	0	0

2018 Games		Defense				
		Tackles	TFL	SK	INT	PBU QBH
8/25	Hawai'i	2	0.0	0.0	0	0
8/31	vs. Colorado	0	0.0	0.0	0	0
9/8	Arkansas	0	0.0	0.0	0	0
9/15	at Florida	0	0.0	0.0	0	0
9/22	Illinois State	0	0.0	0.0	0	0
10/6	at San Jose State	0	0.0	0.0	0	0
10/13	New Mexico	0	0.0	0.0	0	0
10/19	at Boise State	1	0.0	0.0	0	0
10/26	Wyoming	4	0.0	0.0	0	0
11/10	at Nevada	2	0.0	0.0	0	0
11/17	Utah State	2	0.0	0.0	0	0
11/22	at Air Force					
Totals		11	0.0	0.0	0	0

Season/Career Highs:
Tackles: 4 - Wyoming,
10/26/18

Carter, Cam'Ron - #12

CSU Career Stats		Defense				
		Tackles	TFL	SK	INT	PBU QBH
2018 Totals		29	2.0	0.0	0	0
Career Totals		29	2.0	0.0	0	0

2018 Games		Defense				
		Tackles	TFL	SK	INT	PBU QBH
8/25	Hawai'i	1	0.0	0.0	0	0
8/31	vs. Colorado	2	0.0	0.0	0	0
9/8	Arkansas	0	0.0	0.0	0	0
9/15	at Florida	0	0.0	0.0	0	0
9/22	Illinois State	4	0.0	0.0	0	0
10/6	at San Jose State	0	0.0	0.0	0	0
10/13	New Mexico	6	1.0	0.0	0	0
10/19	at Boise State	4	0.0	0.0	0	0
10/26	Wyoming	7	0.0	0.0	0	0
11/10	at Nevada	4	1.0	0.0	0	0
11/17	Utah State	1	0.0	0.0	0	0
11/22	at Air Force					
Totals		29	2.0	0.0	0	0

Season/Career Highs:
Tackles: 6 - New Mexico,
10/13/18

Dickens, Damion - #99

CSU Career Stats		Defense				
		Tackles	TFL	SK	INT	PBU QBH
2018 Totals		25	2.5	0.0	0	0
Career Totals		25	2.5	0.0	0	0
2018 Games						
		Defense				
		Tackles	TFL	SK	INT	PBU QBH
8/25	Hawai'i	1	0.0	0.0	0	0
8/31	vs. Colorado	1	0.0	0.0	0	0
9/8	Arkansas	4	0.0	0.0	0	0
9/15	at Florida	2	0.0	0.0	0	0
9/22	Illinois State	4	0.0	0.0	0	0
10/6	at San Jose State	0	0.0	0.0	0	0
10/13	New Mexico	3	1.0	0.0	0	0
10/19	at Boise State	4	0.0	0.0	0	0
10/26	Wyoming	3	0.5	0.0	0	0
11/10	at Nevada	0	0.0	0.0	0	0
11/17	Utah State	3	1.0	0.0	0	0
11/22	at Air Force					
Totals		25	2.5	0.0	0	0

Francis, Tywan - #10

CSU Career Stats		Defense				
		Tackles	TFL	SK	INT	PBU QBH
2018 Totals		18	0.0	0.0	0	3
Career Totals		18	0.0	0.0	0	3
2018 Games						
		Defense				
		Tackles	TFL	SK	INT	PBU QBH
8/25	Hawai'i	4	0.0	0.0	0	0
8/31	vs. Colorado	2	0.0	0.0	0	0
9/8	Arkansas	0	0.0	0.0	0	0
9/15	at Florida	0	0.0	0.0	0	0
9/22	Illinois State	2	0.0	0.0	0	0
10/6	at San Jose State	1	0.0	0.0	0	1
10/13	New Mexico	1	0.0	0.0	0	0
10/19	at Boise State	0	0.0	0.0	0	0
10/26	Wyoming	1	0.0	0.0	0	0
11/10	at Nevada	1	0.0	0.0	0	1
11/17	Utah State	6	0.0	0.0	0	1
11/22	at Air Force					
Totals		18	0.0	0.0	0	3

Hicks, Jamal - #7

CSU Career Stats		Defense				
		Tackles	TFL	SK	INT	PBU QBH
2016 Totals		25	2.0	1.0	1	2
2017 Totals		33	0.0	0.0	2	0
2018 Totals		78	2.0	0.0	3	1
Career Totals		136	4.0	1.0	3	5
2018 Games						
		Defense				
		Tackles	TFL	SK	INT	PBU QBH
8/25	Hawai'i	10	0.0	0.0	0	0
8/31	vs. Colorado	6	0.0	0.0	0	0
9/8	Arkansas	3	0.0	0.0	0	0
9/15	at Florida	1	0.0	0.0	0	0
9/22	Illinois State	10	1.0	0.0	0	1
10/6	at San Jose State	6	0.0	0.0	0	0
10/13	New Mexico	5	0.0	0.0	0	2
10/19	at Boise State	9	0.0	0.0	0	0
10/26	Wyoming	12	0.5	0.0	0	1
11/10	at Nevada	7	0.0	0.0	0	0
11/17	Utah State	9	0.5	0.0	0	0
11/22	at Air Force					
Totals		78	2.0	0.0	3	1

Season/Carrier Highs:
Tackles: 12 - Wyoming,
10/26/18
TFLs: 1.0 - Illinois State,
9/22/18
PBUs: 2 - New Mexico,
10/13/18
Career Highs:
Tackles: 12 - Wyoming,
10/26/18
TFLs: 1.0 [3 times]
Sacks: 1.0 - Idaho, 2016
INTs: 2 - Abilene Christian,
2017

Fogal, Jordan - #11

CSU Career Stats		Defense				
		Tackles	TFL	SK	INT	PBU QBH
2017 Totals		72	1.0	0.0	2	4
2018 Totals		48	0.5	0.0	2	3
Career Totals (CSU)		120	1.5	0.0	2	7
Career Totals		120	1.5	0.0	2	7
2018 Games						
		Defense				
		Tackles	TFL	SK	INT	PBU QBH
8/25	Hawai'i	12	0.5	0.0	0	1
8/31	vs. Colorado	2	0.0	0.0	0	0
9/8	Arkansas	5	0.0	0.0	1	1
9/15	at Florida	3	0.0	0.0	0	1
9/22	Illinois State	2	0.0	0.0	0	0
10/6	at San Jose State	1	0.0	0.0	1	0
10/13	New Mexico	4	0.0	0.0	0	0
10/19	at Boise State	8	0.0	0.0	0	0
10/26	Wyoming	5	0.0	0.0	0	0
11/10	at Nevada	3	0.0	0.0	0	0
11/17	Utah State	3	0.0	0.0	0	0
11/22	at Air Force					
Totals		48	0.5	0.0	2	3

Hawkins, Anthony - #14

CSU Career Stats		Defense				
		Tackles	TFL	SK	INT	PBU QBH
2016 Totals		2	0.0	0.0	0	0
2017 Totals		33	0.5	0.0	3	5
2018 Totals		13	2.0	0.0	0	2
Career Totals		48	2.5	0.0	3	7
2018 Games						
		Defense				
		Tackles	TFL	SK	INT	PBU QBH
8/25	Hawai'i	2	0.0	0.0	0	2
8/31	vs. Colorado	0	0.0	0.0	0	0
9/8	Arkansas	5	0.0	0.0	0	0
9/15	at Florida	0	0.0	0.0	0	0
9/22	Illinois State	0	0.0	0.0	0	0
10/6	at San Jose State	1	1.0	0.0	0	0
10/13	New Mexico	0	0.0	0.0	0	0
10/19	at Boise State	0	0.0	0.0	0	0
10/26	Wyoming	0	0.0	0.0	0	0
11/10	at Nevada	5	1.0	0.0	0	0
11/17	Utah State	0	0.0	0.0	0	0
11/22	at Air Force					
Totals		13	2.0	0.0	0	2

Season Highs:
Tackles: 5 - [twice]
PBUs: 2 - Hawai'i, 8/25/18
Career Highs:
Tackles: 7 - Colorado, 9/1
INTs: 1 - [3 times]
PBUs: 2 - [twice]

Hubbard, Ellison - #98

CSU Career Stats		Defense				
		Tackles	TFL	SK	INT	PBU QBH
2017 Totals		20	2.0	2.0	0	0
2018 Totals		33	6.0	2.5	0	2
Career Totals		53	8.0	4.5	0	2.0
2018 Games						
		Defense				
		Tackles	TFL	SK	INT	PBU QBH
8/25	Hawai'i	4	0.0	0.0	0	0
8/31	vs. Colorado	7	0.5	0.0	0	0
9/8	Arkansas	4	0.0	0.0	0	1
9/15	at Florida	1	1.0	0.0	0	0
9/22	Illinois State	3	0.0	0.0	0	0
10/6	at San Jose State	5	2.0	1.0	0	1
10/13	New Mexico	2	0.5	0.5	0	0
10/19	at Boise State	2	2.0	1.0	0	0
10/26	Wyoming	4	0.0	0.0	0	0
11/10	at Nevada	0	0.0	0.0	0	0
11/17	Utah State	1	0.0	0.0	0	0
11/22	at Air Force					
Totals		33	6.0	2.5	0	2

Season Highs:
Tackles: 10 - [twice]
TFLs: 1.0 - Illinois State,
9/22/18
PBUs: 2 - New Mexico,
10/13/18
Career Highs:
Tackles: 10 - [twice]
TFLs: 1.0 [3 times]
Sacks: 1.0 - Idaho, 2016
INTs: 2 - Abilene Christian,
2017

Jackson, Dequan - #5

CSU Career Stats		Defense				
		Tackles	TFL	SK	INT	PBU QBH
2018 Totals		10	0.5	0.0	0	0
Career Totals		10	0.5	0.0	0	0

2018 Games		Tackles	TFL	SK	INT	PBU QBH
8/25	Hawai'i	DNP				
8/31	vs. Colorado	3	0.0	0.0	0	0
9/8	Arkansas	1	0.0	0.0	0	0
9/15	at Florida	1	0.0	0.0	0	0
9/22	Illinois State	2	0.0	0.0	0	0
10/6	at San Jose State	1	0.0	0.0	0	0
10/13	New Mexico	1	0.5	0.0	0	0
10/19	at Boise State	1	0.0	0.0	0	0
10/26	Wyoming	DNP				
11/10	at Nevada	0	0.0	0.0	0	0
11/17	Utah State	0	0.0	0.0	0	0
11/22	at Air Force					
Totals		10	0.5	0.0	0	0

Season/Career Highs:
Tackles: 3 - vs. Colorado, 8/31/18

Jones, Emmanuel - #33

CSU Career Stats		Defense				
		Tackles	TFL	SK	INT	PBU QBH
2017 Totals		35	6.0	2.0	1	0
2018 Totals		32	7.5	2.0	1	0
Career Totals		67	13.5	4.0	1	0

2018 Games		Tackles	TFL	SK	INT	PBU QBH
8/25	Hawai'i	4	1.5	0.0	0	0
8/31	vs. Colorado	3	0.0	0.0	0	0
9/8	Arkansas	5	2.0	1.0	1	0
9/15	at Florida	4	1.0	0.0	0	0
9/22	Illinois State	3	0.0	0.0	0	0
10/6	at San Jose State	4	1.0	0.0	0	0
10/13	New Mexico	2	0.0	0.0	0	0
10/19	at Boise State	DNP				
10/26	Wyoming	DNP				
11/10	at Nevada	5	2.0	1.0	0	0
11/17	Utah State	2	0.0	0.0	0	0
11/22	at Air Force					
Totals		32	7.5	2.0	1	0

Season Highs:
Tackles: 5 - Arkansas, 9/8/18
TFLs: 2.0 - Arkansas, 9/8/18
QBH: 3 - at SJSU, 10/6/18

Career Highs:
Tackles: 7 - Boise State, 2017
TFLs: 2.0 - [twice]
Sacks: 2.0 - Utah State, 2017
QBHs: 3 - at SJSU, 10/6/18

McDonald, Max - #44

CSU Career Stats		Defense				
		Tackles	TFL	SK	INT	PBU QBH
2016 Totals		2	1.5	0.5	0	
2017 Totals		30	5.0	1.5	0	
2018 Totals		6	0.0	0.0	0	0
Career Totals		38	6.5	2.0	0	0

2018 Games		Tackles	TFL	SK	INT	PBU QBH
8/25	Hawai'i	2	0.0	0.0	0	0
8/31	vs. Colorado	2	0.0	0.0	0	0
9/8	Arkansas	1	0.0	0.0	0	0
9/15	at Florida	1	0.0	0.0	0	0
9/22	Illinois State	DNP				
10/6	at San Jose State	DNP				
10/13	New Mexico	DNP				
10/19	at Boise State	DNP				
10/26	Wyoming	DNP				
11/10	at Nevada	DNP				
11/17	Utah State	DNP				
11/22	at Air Force					
Totals		6	0.0	0.0	0	0

Season Highs:
Tackles: 2 - [twice]
Career Highs:
Tackles: 9 - Marshall, 2017
TFLs: 2.0 - Marshall, 2017
Sacks: 1.0 - Marshall, 2017

Jean, Arjay - #42

CSU Career Stats		Defense				
		Tackles	TFL	SK	INT	PBU QBH
2016 Totals		10	4.5	2.5	0	0
2017 Totals		18	4.5	2.0	0	0
2018 Totals		7	2.0	0.0	0	0
Career Totals		35	11.0	4.5	0	0

2018 Games		Tackles	TFL	SK	INT	PBU QBH
8/25	Hawai'i	DNP				
8/31	vs. Colorado	1	0.0	0.0	0	0
9/8	Arkansas	0	0.0	0.0	0	0
9/15	at Florida	0	0.0	0.0	0	0
9/22	Illinois State	0	0.0	0.0	0	0
10/6	at San Jose State	0	0.0	0.0	0	0
10/13	New Mexico	0	0.0	0.0	0	0
10/19	at Boise State	1	0.0	0.0	0	0
10/26	Wyoming	5	2.0	0.0	0	0
11/10	at Nevada	0	0.0	0.0	0	0
11/17	Utah State	0	0.0	0.0	0	0
11/22	at Air Force					
Totals		7	2.0	0.0	0	0

Season Highs:
Career Highs:
Tackles: 6 - [twice]
Sacks: 2 - at Utah State, 2017
TFL: 3.5 - at Utah State, 2017

King, Richard - #95

CSU Career Stats		Defense				
		Tackles	TFL	SK	INT	PBU QBH
2016 Totals		11	2.0	2.0	0	
2017 Totals		30	5.0	2.5	0	
2018 Totals		1	0.0	0.0	0	1
Career Totals		42	7.0	4.5	0	1

2018 Games		Tackles	TFL	SK	INT	PBU QBH
8/25	Hawai'i	6	1.0	0.0	0	0
8/31	vs. Colorado	1	0.0	0.0	0	0
9/8	Arkansas	DNP				
9/15	at Florida	0	0.0	0.0	0	0
9/22	Illinois State	DNP				
10/6	at San Jose State	DNP				
10/13	New Mexico	DNP				
10/19	at Boise State	DNP				
10/26	Wyoming	DNP				
11/10	at Nevada	DNP				
11/17	Utah State	DNP				
11/22	at Air Force					
Totals		7	1.0	0.0	0	0

Season Highs:
Tackles: 6 - Hawai'i, 8/25/18
Career Highs:
Tackles: 6 - Hawai'i, 8/25/18
Sacks: 1.0 [twice]
TFLs: 1.5 - Utah State, 2017

Paogofie, Livingston - #92

CSU Career Stats		Defense				
		Tackles	TFL	SK	INT	PBU QBH
2017 Totals		11	1.0	1.0	0	
2018 Totals		12	0.5	0.0	0	0
Career Totals		23	1.5	1.0	0	0

2018 Games		Tackles	TFL	SK	INT	PBU QBH
8/25	Hawai'i	1	0.5	0.0	0	0
8/31	vs. Colorado	1	0.0	0.0	0	0
9/8	Arkansas	2	0.0	0.0	0	0
9/15	at Florida	2	0.0	0.0	0	0
9/22	Illinois State	0	0.0	0.0	0	0
10/6	at San Jose State	2	0.0	0.0	0	0
10/13	New Mexico	0	0.0	0.0	0	0
10/19	at Boise State	3	0.0	0.0	0	0
10/26	Wyoming	1	0.0	0.0	0	0
11/10	at Nevada	0	0.0	0.0	0	0
11/17	Utah State	0	0.0	0.0	0	0
11/22	at Air Force					
Totals		12	0.5	0.0	0	0

Season Highs:
Tackles: 3 - at Boise State, 10/19/18
TFLs: 0.5 - Hawai'i, 8/25/18
Career Highs:
Tackles: 3 - [twice]

Phillips, Devin - #94

CSU Career Stats		Defense				
	Tackles	TFL	SK	INT	PBU	QBH
2018 Totals	26	3.0	1.5	0	1	3
Career Totals	26	3.0	1.5	0	1	3
2018 Games						
8/25	Hawai'i	3	1.0	0.0	0	0
8/31	vs. Colorado	2	0.0	0.0	0	0
9/8	Arkansas	4	0.0	0.0	0	0
9/15	at Florida	1	0.0	0.0	0	0
9/22	Illinois State	2	0.0	0.0	0	1
10/6	at San Jose State	2	0.0	0.0	0	0
10/13	New Mexico	6	1.5	1.5	0	0
10/19	at Boise State	3	0.0	0.0	0	0
10/26	Wyoming	2	0.5	0.0	0	0
11/10	at Nevada	1	0.0	0.0	0	0
11/17	Utah State	DNP				
11/22	at Air Force					
Totals	26	3.0	1.5	0	1	3

Season/Career Highs:
Tackles: 6 - New Mexico, 10/13/18
Sacks: 1.5 - New Mexico, 10/13/18
TFLs: 1.5 - New Mexico, 10/13/18
QBH: 2 - Illinois State, 9/22/18
PBU: 1 - Illinois State, 9/22/18

Smith, Caleb - #53

CSU Career Stats		Defense				
	Tackles	TFL	SK	INT	PBU	QBH
2018 Totals	7	2.0	1.0	0	0	0
2018 Totals	36	5.0	2.0	0	2	3.0
Career Totals	43	7.0	3.0	0	2	3.0

Season Highs:
Tackles: 7 - [twice] 10/13/18
TFL: 2.0 - New Mexico, 10/13/18
Sacks: 1.0 - [twice]
Career Highs:
Tackles: 7 - [twice] 10/13/18
TFL: 2.0 - New Mexico, 10/13/18
Sacks: 1.0 - [4 times]

2018 Games						
8/25	Hawai'i	1	0.0	0.0	0	0
8/31	vs. Colorado	3	1.0	0.0	0	0
9/8	Arkansas	3	0.0	0.0	0	0
9/15	at Florida	0	0.0	0.0	0	0
9/22	Illinois State	7	0.0	0.0	0	0
10/6	at San Jose State	2	1.0	1.0	0	2
10/13	New Mexico	7	2.0	1.0	0	0
10/19	at Boise State	3	0.0	0.0	0	0
10/26	Wyoming	5	0.0	0.0	0	0
11/10	at Nevada	1	0.0	0.0	0	0
11/17	Utah State	4	1.0	0.0	0	0
11/22	at Air Force					
Totals	36	5.0	2.0	0	2	3

Thomas, Tre - #52

CSU Career Stats		Defense				
	Tackles	TFL	SK	INT	PBU	QBH
2015 Totals	38	5.0	0.0	0	0	0
2016 Totals	38	7.0	1.0	0	0	0
2017 Totals	41	2.0	1.5	1	0	0
2018 Totals	83	3.5	2.0	0	3	5
Career Totals	200	17.5	4.5	1	3	5
2018 Games						
8/25	Hawai'i	10	0.0	0.0	0	0
8/31	vs. Colorado	6	0.0	0.0	0	0
9/8	Arkansas	9	0.0	0.0	0	1
9/15	at Florida	4	0.0	0.0	0	0
9/22	Illinois State	6	0.0	0.0	0	1
10/6	at San Jose State	4	1.0	1.0	0	0
10/13	New Mexico	10	0.0	0.0	0	0
10/19	at Boise State	9	1.0	1.0	0	0
10/26	Wyoming	9	0.0	0.0	0	0
11/10	at Nevada	6	1.0	0.0	0	0
11/17	Utah State	10	0.5	0.0	0	0
11/22	at Air Force					
Totals	83	3.5	2.0	0	3	5

Season Highs:
Tackles: 10 - [3 times] 8/31
TFL: 1.0 - [3 times] 10/6
Sacks: 1.0 - [twice] 10/6/18
QBH: 2 - at SJSU, 10/6/18
PBU: 1 - [3 times]
Career Highs:
Tackles: 13 - Air Force, 2016
Sacks: 1.0 [4 times] 10/6
TFLs: 1.5 [4 times]

2018 Games		Defense	Tackles	TFL	SK	INT	PBU	QBH
8/25	Hawai'i	10	0.0	0.0	0	0	0	1
8/31	vs. Colorado	6	0.0	0.0	0	0	0	0
9/8	Arkansas	9	0.0	0.0	0	0	1	1
9/15	at Florida	4	0.0	0.0	0	0	0	0
9/22	Illinois State	6	0.0	0.0	0	0	1	1
10/6	at San Jose State	4	1.0	1.0	0	0	0	2
10/13	New Mexico	10	0.0	0.0	0	0	0	0
10/19	at Boise State	9	1.0	1.0	0	0	0	0
10/26	Wyoming	9	0.0	0.0	0	0	0	0
11/10	at Nevada	6	1.0	0.0	0	0	0	0
11/17	Utah State	10	0.5	0.0	0	0	1	0
11/22	at Air Force							
Totals		83	3.5	2.0	0	3	5	

Scott, Braylin - #18

CSU Career Stats		Defense				
	Tackles	TFL	SK	INT	PBU	QBH
2015 Totals	10	0.0	0.0	0	0	0
2016 Totals	39	0.0	0.0	3	0	0
2017 Totals	DNP					
2018 Totals	41	0.5	0.0	0	1	0
Career Totals	90	0.5	0.0	3	1	0

Season Highs:
Tackles: 10 - [twice] 10/13/18
Career Highs:
Tackles: 10 - [twice] 10/13/18

2018 Games						
8/25	Hawai'i	10	0.0	0.0	0	0
8/31	vs. Colorado	2	0.0	0.0	0	0
9/8	Arkansas	10	0.0	0.0	0	0
9/15	at Florida	1	0.0	0.0	0	0
9/22	Illinois State	5	0.0	0.0	0	0
10/6	at San Jose State	5	0.0	0.0	0	0
10/13	New Mexico	2	0.0	0.0	0	0
10/19	at Boise State	0	0.0	0.0	0	0
10/26	Wyoming	2	0.0	0.0	0	0
11/10	at Nevada	3	0.5	0.0	0	1
11/17	Utah State	1	0.0	0.0	0	0
11/22	at Air Force					
Totals	41	0.5	0.0	0	1	0

Sutton, Trey - #13

CSU Career Stats		Defense				
	Tackles	TFL	SK	INT	PBU	QBH
2017 Totals	2	1.0	1.0	0	0	0
2018 Totals	18	1.0	0.0	0	0	0
Career Totals	20	2.0	1.0	0	0	0

Season Highs:
Tackles: 6 - vs. Colorado, 8/31/18
Career Highs:
Tackles: 6 - vs. Colorado, 8/31/18
Sacks: 1 - ACU, 2017

2018 Games						
8/25	Hawai'i	0	0.0	0.0	0	0
8/31	vs. Colorado	6	0.0	0.0	0	0
9/8	Arkansas	5	1.0	0.0	0	0
9/15	at Florida	3	0.0	0.0	0	0
9/22	Illinois State	2	0.0	0.0	0	0
10/6	at San Jose State	0	0.0	0.0	0	0
10/13	New Mexico	0	0.0	0.0	0	0
10/19	at Boise State	0	0.0	0.0	0	0
10/26	Wyoming	1	0.0	0.0	0	0
11/10	at Nevada	1	0.0	0.0	0	0
11/17	Utah State	0	0.0	0.0	0	0
11/22	at Air Force					
Totals	18	1.0	0.0	0	0	0

Watson, Josh - #55

CSU Career Stats		Defense				
	Tackles	TFL	SK	INT	PBU	QBH
2015 Totals	37	6.0	1.0	0	0	0
2016 Totals	90	7.5	1.5	0	1	0
2017 Totals	109	5.0	2.0	2	7	0
2018 Totals	114	7.5	1.0	0	4	3
Career Totals	350	26.0	5.5	2	12	3

Season Highs:
Tackles: 15 - vs. Colorado, 8/31/18
QBH: 2 - Arkansas, 9/8/18
TFLs: 1.0 - (3 times)
Career Highs:
Tackles: 17 - Air Force, 10/28
Sacks: 1.0 [3 times] 10/28
TFLs: 3.0 - Savannah State, 2015
QBH: 2 [3 times]

2018 Games						
8/25	Hawai'i	13	0.5	0.0	0	1
8/31	vs. Colorado	15	0.5	0.0	0	0
9/8	Arkansas	12	0.0	0.0	0	1
9/15	at Florida	5	0.0	0.0	0	0
9/22	Illinois State	10	0.0	0.0	0	0
10/6	at San Jose State	8	1.0	1.0	0	1
10/13	New Mexico	10	1.0	0.0	0	0
10/19	at Boise State	9	1.0	0.0	0	1
10/26	Wyoming	17	1.5	0.0	0	0
11/10	at Nevada	10	1.0	0.0	0	0
11/17	Utah State	5	1.0	0.0	0	0
11/22	at Air Force					
Totals	114	7.5	1.0	0	4	3

COLORADO STATE FOOTBALL



INDIVIDUAL GAME HIGHS - COLORADO STATE

Rushes	26	MATTHEWS, Izzy vs New Mexico (Oct 13, 2018)
Yards Rushing	125	MATTHEWS, Izzy at San Jose State (Oct 06, 2018)
TD Rushes	2	KINSEY JR., Marvin vs Wyoming (Oct 26, 2018)
Long Rush	56	MATTHEWS, Izzy at Boise State (Oct 19, 2018)
Pass attempts	54	HILL, Collin vs Wyoming (Oct 26, 2018)
Pass completions	34	CARTA-SAMUELS, K.J. vs Hawai'i (Aug 25, 2018)
	34	HILL, Collin vs Wyoming (Oct 26, 2018)
Yards Passing	537	CARTA-SAMUELS, K.J. vs Hawai'i (Aug 25, 2018)
TD Passes	5	CARTA-SAMUELS, K.J. vs Hawai'i (Aug 25, 2018)
Long Pass	69	CARTA-SAMUELS, K.J. vs Hawai'i (Aug 25, 2018)
Receptions	12	WILLIAMS, Preston vs Arkansas (Sep 08, 2018)
Yards Receiving	188	WILLIAMS, Preston vs Hawai'i (Aug 25, 2018)
TD Receptions	2	JOHNSON, Olabisi vs Hawai'i (Aug 25, 2018)
	2	WILLIAMS, Preston vs Hawai'i (Aug 25, 2018)
	2	WILLIAMS, Preston vs Arkansas (Sep 08, 2018)
	2	JACKSON, Warren at San Jose State (Oct 06, 2018)
	2	WILLIAMS, Preston at San Jose State (Oct 06, 2018)
	2	JACKSON, Warren at Boise State (Oct 19, 2018)
	2	WILLIAMS, Preston vs Utah State (Nov 17, 2018)
Long Reception	69	WILLIAMS, Preston vs Hawai'i (Aug 25, 2018)
Field Goals	4	BRYAN, Wyatt vs Arkansas (Sep 08, 2018)
Long Field Goal	55	BRYAN, Wyatt vs Arkansas (Sep 08, 2018)
Punts	9	STONEHOUSE, Ryan vs Colorado (Aug 31, 2018)
Punting Avg	56.8	STONEHOUSE, Ryan vs Arkansas (Sep 08, 2018)
Long Punt	70	STONEHOUSE, Ryan vs Arkansas (Sep 08, 2018)
Punts inside 20	4	STONEHOUSE, Ryan vs Colorado (Aug 31, 2018)
Long Punt Return	18	JOHNSON, Olabisi vs Illinois State (Sep 22, 2018)
Long Kickoff Return	51	HAWKINS, Anthony at Florida (Sep 15, 2018)
Tackles	16	WATSON, Josh vs Wyoming (Oct 26, 2018)
Sacks	2.0	BOMBEK, Jan-Phillip at San Jose State (Oct 06, 2018)
Tackles For Loss	2.0	JONES, Emmanuel vs Arkansas (Sep 08, 2018)
	2.0	BOMBEK, Jan-Phillip at San Jose State (Oct 06, 2018)
	2.0	HUBBARD, Ellison at San Jose State (Oct 06, 2018)
	2.0	SMITH, Caleb vs New Mexico (Oct 13, 2018)
	2.0	HUBBARD, Ellison at Boise State (Oct 19, 2018)
	2.0	JEAN, Arjay vs Wyoming (Oct 26, 2018)
	2.0	JONES, Emmanuel at NEVADA (Nov 10, 2018)
Interceptions	1	BANKS, V.J. vs Colorado (Aug 31, 2018)
	1	JONES, Emmanuel vs Arkansas (Sep 08, 2018)
	1	FOGAL, Jordan vs Arkansas (Sep 08, 2018)
	1	BANKS, V.J. at Florida (Sep 15, 2018)
	1	FOGAL, Jordan at San Jose State (Oct 06, 2018)
	1	AJAYI, Rashad at San Jose State (Oct 06, 2018)
	1	BANKS, V.J. at NEVADA (Nov 10, 2018)

TEAM GAME HIGHS - COLORADO STATE

Rushes	45	at San Jose State (Oct 06, 2018)
Yards Rushing	219	at San Jose State (Oct 06, 2018)
Yards Per Rush	4.9	at San Jose State (Oct 06, 2018)
TD Rushes	3	vs Wyoming (Oct 26, 2018)
Pass attempts	54	vs Wyoming (Oct 26, 2018)
Pass completions	34	vs Hawai'i (Aug 25, 2018)
	34	vs Wyoming (Oct 26, 2018)
Yards Passing	537	vs Hawai'i (Aug 25, 2018)
Yards Per Pass	10.5	vs Hawai'i (Aug 25, 2018)
TD Passes	5	vs Hawai'i (Aug 25, 2018)
Total Plays	83	at Florida (Sep 15, 2018)
	83	vs New Mexico (Oct 13, 2018)
Total Offense	653	vs Hawai'i (Aug 25, 2018)
Yards Per Play	8.6	vs Hawai'i (Aug 25, 2018)
Points	42	at San Jose State (Oct 06, 2018)
Sacks By	6	at San Jose State (Oct 06, 2018)
First Downs	29	vs Hawai'i (Aug 25, 2018)
	29	vs Utah State (Nov 17, 2018)
Penalties	12	vs Hawai'i (Aug 25, 2018)
Penalty Yards	142	vs Utah State (Nov 17, 2018)
Turnovers	3	at Florida (Sep 15, 2018)
	3	at Boise State (Oct 19, 2018)
	3	vs Wyoming (Oct 26, 2018)
Interceptions By	2	vs Arkansas (Sep 08, 2018)
	2	at San Jose State (Oct 06, 2018)
Punts	9	vs Colorado (Aug 31, 2018)
Punting Avg	56.8	vs Arkansas (Sep 08, 2018)
Long Punt	70	vs Arkansas (Sep 08, 2018)
Punts inside 20	4	vs Colorado (Aug 31, 2018)
Long Punt Return	18	vs Illinois State (Sep 22, 2018)

INDIVIDUAL GAME HIGHS - OPPONENTS

Rushes	27	EVANS, Nico, vs Wyoming (Oct 26, 2018)
Yards Rushing	184	Robinson, James, vs Illinois State (Sep 22, 2018)
TD Rushes	2	MCDONALD, Cole, vs Hawai'i (Aug 25, 2018)
	2	Robinson, James, vs Illinois State (Sep 22, 2018)
	2	LEE, Devonite, at NEVADA (Nov 10, 2018)
Long Rush	68	Pierce, D., at Florida (Sep 15, 2018)
Pass attempts	40	LOVE, Josh, at San Jose State (Oct 06, 2018)
Pass completions	28	GANGI, Ty, at NEVADA (Nov 10, 2018)
Yards Passing	418	MCDONALD, Cole, vs Hawai'i (Aug 25, 2018)
TD Passes	4	Montez, Steven, vs Colorado (Aug 31, 2018)
	4	RYPIEN, Brett, at Boise State (Oct 19, 2018)
	4	GANGI, Ty, at NEVADA (Nov 10, 2018)
Long Pass	89	Montez, Steven, vs Colorado (Aug 31, 2018)
Receptions	11	BYRD, Cedric, vs Hawai'i (Aug 25, 2018)
	11	Shenault, Lavis, vs Colorado (Aug 31, 2018)
Yards Receiving	211	Shenault, Lavis, vs Colorado (Aug 31, 2018)
TD Receptions	2	URSUA, John, vs Hawai'i (Aug 25, 2018)
	2	HARTLEY, Tre, at San Jose State (Oct 06, 2018)
	2	MODSTER, Sean, at Boise State (Oct 19, 2018)
	2	RICHARDSON, A.J., at Boise State (Oct 19, 2018)
	2	DOUBS, Romeo, at NEVADA (Nov 10, 2018)
Long Reception	89	Shenault, Lavis, vs Colorado (Aug 31, 2018)
Field Goals	3	MESKELL, Ryan, vs Hawai'i (Aug 25, 2018)
	3	EBERLE, Dominik, vs Utah State (Nov 17, 2018)
Long Field Goal	48	McPherson, E., at Florida (Sep 15, 2018)
Punts	7	Bohiken, JT, vs Illinois State (Sep 22, 2018)
Punting Avg	53.5	GAUDION, Stan, vs Hawai'i (Aug 25, 2018)
Long Punt	60	Bohiken, JT, vs Illinois State (Sep 22, 2018)
Punts inside 20	3	Bohiken, JT, vs Illinois State (Sep 22, 2018)
	3	PAPAZIAN, Brian, at San Jose State (Oct 06, 2018)
Long Punt Return	85	Swain, F., at Florida (Sep 15, 2018)
Long Kickoff Return	51	SCARVER, Savon, vs Utah State (Nov 17, 2018)
Tackles	20	WOODWARD, David, vs Utah State (Nov 17, 2018)
Sacks	2.5	Zuniga, J., at Florida (Sep 15, 2018)
	2.5	WEAVER, Curtis, at Boise State (Oct 19, 2018)
Tackles For Loss	3.0	BLACKWELL, A., vs New Mexico (Oct 13, 2018)
Interceptions	1	FORD, Eugene, vs Hawai'i (Aug 25, 2018)
	1	Landman, Nate, vs Colorado (Aug 31, 2018)
	1	Ryan Pulley, vs Arkansas (Sep 08, 2018)
	1	Taylor, Devin, vs Illinois State (Sep 22, 2018)
	1	Uphoff, Christa, vs Illinois State (Sep 22, 2018)
	1	ZIGLER, Zamore, at San Jose State (Oct 06, 2018)
	1	MATAU, Alii, at San Jose State (Oct 06, 2018)
	1	WILLIAMS, Avery, at Boise State (Oct 19, 2018)
	1	KANIHO, Kekaula, at Boise State (Oct 19, 2018)
	1	HULL, Antonio, vs Wyoming (Oct 26, 2018)
	1	MALUIA, Cassh, vs Wyoming (Oct 26, 2018)
	1	RUFUS, Asauni, at NEVADA (Nov 10, 2018)
	1	ROCQUEMORE, J., vs Utah State (Nov 17, 2018)
	1	WADE, Aaron, vs Utah State (Nov 17, 2018)

TEAM GAME HIGHS - OPPONENTS

Rushes	56	vs Wyoming (Oct 26, 2018)
Yards Rushing	299	vs Arkansas (Sep 08, 2018)
Yards Per Rush	7.7	at Florida (Sep 15, 2018)
TD Rushes	3	vs Illinois State (Sep 22, 2018)
	3	at NEVADA (Nov 10, 2018)
Pass attempts	43	at San Jose State (Oct 06, 2018)
Pass completions	28	at NEVADA (Nov 10, 2018)
Yards Passing	418	vs Hawai'i (Aug 25, 2018)
Yards Per Pass	13.5	vs Colorado (Aug 31, 2018)
TD Passes	4	vs Colorado (Aug 31, 2018)
	4	at Boise State (Oct 19, 2018)
	4	at NEVADA (Nov 10, 2018)
Total Plays	77	at San Jose State (Oct 06, 2018)
Total Offense	636	at NEVADA (Nov 10, 2018)
Yards Per Play	9.2	vs Colorado (Aug 31, 2018)
Points	56	at Boise State (Oct 19, 2018)
Sacks By	5	at Florida (Sep 15, 2018)
	5	at NEVADA (Nov 10, 2018)
First Downs	30	vs Hawai'i (Aug 25, 2018)
Penalties	10	vs Hawai'i (Aug 25, 2018)
Penalty Yards	81	vs Illinois State (Sep 22, 2018)
Turnovers	2	vs Colorado (Aug 31, 2018)
	2	vs Arkansas (Sep 08, 2018)
	2	at San Jose State (Oct 06, 2018)
	2	at NEVADA (Nov 10, 2018)
Interceptions By	2	vs Illinois State (Sep 22, 2018)
	2	at San Jose State (Oct 06, 2018)
	2	at Boise State (Oct 19, 2018)
	2	vs Wyoming (Oct 26, 2018)
	2	vs Utah State (Nov 17, 2018)
Punts	9	at San Jose State (Oct 06, 2018)
Punting Avg	51.4	vs Illinois State (Sep 22, 2018)
Long Punt	60	vs Illinois State (Sep 22, 2018)
Punts inside 20	5	at San Jose State (Oct 06, 2018)
Long Punt Return	85	at Florida (Sep 15, 2018)

COLORADO STATE FOOTBALL



ALL CSU SCORING DRIVES

DATE	OPPONENT	PLAYS	YARDS	TIME	RESULT	QUARTER	SCORING PLAY	QUARTERBACK
8/25	Hawai'i	14	85	4:26	TD	1st	Carta-Samuels 10-yard pass to O. Johnson	Carta-Samuels
		3	75	1:15	TD	3rd	Carta-Samuels 7-yard pass to P. Williams	Carta-Samuels
		2	72	0:24	TD	3rd	Carta-Samuels 58-yard pass to O. Johnson	Carta-Samuels
		4	99	1:06	TD	4th	Carta-Samuels 26-yard pass to P. Williams	Carta-Samuels
		8	75	2:00	TD	4th	Carta-Samuels 9-yard pass to I. Matthews	Carta-Samuels
8/31	vs. Colorado	7	75	2:23	TD	1st	Carta-Samuels 26-yard pass to O. Johnson	Carta-Samuels
		7	31	0:52	FG	2nd	Bryan 51-yard field goal	Carta-Samuels
		10	49	3:41	FG	4th	Bryan 27-yard field goal	Carta-Samuels
9/8	Arkansas	4	6	1:31	FG	1st	Bryan 55-yard field goal	Carta-Samuels
		10	47	3:28	FG	2nd	Bryan 46-yard field goal	Carta-Samuels
		5	18	0:25	FG	2nd	Bryan 44-yard field goal	Carta-Samuels
		7	70	2:41	TD	3rd	Carta-Samuels 4-yard pass to P. Williams	Carta-Samuels
		9	96	3:29	TD	4th	Carta-Samuels 10-yard pass to P. Williams	Carta-Samuels
		11	60	4:03	FG	4th	Bryan 22-yard field goal	Carta-Samuels
		6	59	2:30	TD	4th	Matthews 1-yard TD run	Carta-Samuels
9/15	at Florida	9	13	3:53	FG	2nd	Bryan 53-yard field goal	Carta-Samuels
		7	75	3:33	TD	3rd	Carta-Samuels 48-yard pass to T. McBride	Carta-Samuels
9/22	Illinois State	14	80	5:27	TD	1st	Carta-Samuels 9-yard pass to O. Johnson	Carta-Samuels
		7	60	3:02	TD	3rd	Carta-Samuels 17-yard pass to N. Hill	Carta-Samuels
		5	40	1:01	TD	4th	Hill 14-yard pass to M. Kinsey	Hill
10/6	at San Jose State	6	77	2:51	TD	1st	Carta-Samuels 5-yard pass to P. Williams	Carta-Samuels
		5	55	2:41	TD	1st	Carta-Samuels 16-yard pass to P. Williams	Carta-Samuels
		12	87	4:43	TD	2nd	Carta-Samuels 16-yard pass to W. Jackson	Carta-Samuels
		5	42	1:55	TD	2nd	Carta-Samuels 8-yard pass to W. Jackson	Carta-Samuels
		11	83	3:24	TD	4th	Matthews 1-yard run	Carta-Samuels
10/13	New Mexico	2	12	0:27	TD	1st	Carta-Samuels 5-yard pass to P. Williams	Carta-Samuels
		16	96	7:31	TD	2nd	Carta-Samuels 1-yard run	Carta-Samuels
		8	71	4:32	FG	3rd	Bryan 22-yard field goal	Carta-Samuels
		11	65	2:01	FG	4th	Bryan 26-yard field goal	Carta-Samuels
10/19	at Boise State	2	75	0:22	TD	2nd	Carta-Samuels 47-yard pass to P. Williams	Carta-Samuels
		6	87	2:13	TD	3rd	Carta-Samuels 8-yard pass to W. Jackson	Carta-Samuels
		7	83	2:37	TD	4th	Hill 10-yard pass to W. Jackson	Hill
		11	75	4:06	TD	4th	Matthews 5-yard run	Hill
10/26	Wyoming	11	78	4:11	TD	3rd	Kinsey 15-yard run	Hill
		7	74	1:34	TD	4th	Kinsey 10-yard run	Hill
		12	88	3:21	TD	4th	Hill 1-yard run	Hill
11/10	at Nevada	9	48	3:22	TD	4th	Hill 8-yard pass to P. Williams	Hill
		9	42	2:01	FG	4th	Bryan 32-yard field goal	Hill
11/17	Utah State	5	80	1:38	TD	2nd	Matthews 8-yard run	Hill
		13	61	6:20	FG	2nd	Bryan 22-yard field goal	Hill
		15	90	6:04	TD	3rd	Hill 9-yard pass to P. Williams	Hill
		2	20	0:49	TD	4th	Hill 17-yard pass to P. Williams	Hill

GAME-BY-GAME STARTERS

OFFENSE STARTERS	WR	TE	LT	LG	C	RG	RT	WR	QB	RB	FB	3rd WR	OTHER
8/25 Hawai'i	O. Johnson	C. Butler	B. Wesley	T. Bjorklund	C. Meeks	J. Taylor	B. Knox	P. Williams	K. Carta-Samuels	I. Matthews	A. Prentice		I. Pannunzio (TE)
8/31 vs. Colorado	O. Johnson	C. Butler	B. Wesley	T. Bjorklund	C. Meeks	J. Taylor	B. Knox	P. Williams	K. Carta-Samuels	I. Matthews			
9/8 Arkansas	O. Johnson	C. Butler	B. Wesley	T. Bjorklund	C. Meeks	J. Taylor	B. Knox	P. Williams	K. Carta-Samuels	I. Matthews		D. Wise	T. McBride (TE)
9/15 at Florida	O. Johnson	C. Butler	B. Wesley	T. Bjorklund	C. Meeks	J. Taylor	B. Knox	P. Williams	K. Carta-Samuels	I. Matthews			T. McBride (TE)
9/22 Illinois State	O. Johnson	C. Butler	B. Wesley	T. Bjorklund	C. Meeks	S. Gaoa	B. Knox	P. Williams	K. Carta-Samuels	I. Matthews			T. McBride (TE)
10/6 at SJSU	O. Johnson	C. Butler	B. Wesley	T. Bjorklund	C. Meeks	S. Gaoa	B. Knox	A. Hawkins	K. Carta-Samuels	I. Matthews	A. Prentice		
10/13 New Mexico	O. Johnson	C. Butler	B. Wesley	J. Taylor	C. Meeks	S. Gaoa	B. Knox	P. Williams	K. Carta-Samuels	I. Matthews		W. Jackson	
10/19 at Boise State	O. Johnson	C. Butler	T. Roundtree	B. Wesley	C. Meeks	J. Taylor	B. Knox	P. Williams	K. Carta-Samuels	I. Matthews	A. Prentice		
10/26 Wyoming	O. Johnson	C. Butler	T. Roundtree	B. Wesley	C. Meeks	J. Taylor	B. Knox	P. Williams	C. Hill	I. Matthews	A. Prentice		
11/10 at Nevada	E. Scott	T. McBride	T. Roundtree	B. Wesley	C. Meeks	J. Taylor	B. Knox	W. Jackson	C. Hill	I. Matthews	A. Prentice		
11/17 Utah State	O. Johnson	C. Butler	T. Roundtree	B. Wesley	C. Meeks	J. Taylor	B. Knox	P. Williams	C. Hill	I. Matthews	A. Prentice		
DEFENSE STARTERS	LDE	NT	DT	RDE	SLB	MLB	WLB	LCB	RCB	SS	FS	Nickel CB	Other
8/25 Hawai'i		D. Phillips	E. Hubbard	R. King	T. Thomas	J. Watson		V. Banks	R. Ajayi	J. Hicks	J. Fogal	A. Hawkins	B. Scott (Dime)
8/31 vs. Colorado		D. Phillips	E. Hubbard	R. King	T. Thomas	J. Watson	T. Sutton	V. Banks	R. Ajayi	B. Scott	J. Fogal	A. Hawkins	
9/8 Arkansas	E. Jones	D. Phillips	E. Hubbard	A. Jean	T. Thomas	J. Watson		V. Banks	R. Ajayi	B. Scott	J. Fogal	D. Campbell	
9/15 at Florida	E. Jones	D. Phillips	E. Hubbard	A. Jean		J. Watson	M. McDonald	V. Banks	R. Ajayi	B. Scott	J. Fogal	D. Campbell	
9/22 Illinois State	E. Jones	D. Phillips	E. Hubbard	C. Smith	C. Carter	J. Watson	T. Sutton	V. Banks	R. Ajayi	J. Hicks	J. Fogal		
10/6 at SJSU	E. Jones	D. Phillips	E. Hubbard	C. Smith	T. Thomas	J. Watson		V. Banks	R. Ajayi	J. Hicks	B. Scott	D. Campbell	
10/13 New Mexico	E. Jones	D. Phillips	E. Hubbard	C. Smith		J. Watson	T. Thomas	V. Banks	R. Ajayi	J. Hicks	B. Scott	D. Campbell	
10/19 at Boise State	J. Bombek	D. Phillips	E. Hubbard	C. Smith	T. Thomas	J. Watson		V. Banks	R. Ajayi	J. Hicks	J. Fogal	D. Campbell	
10/26 Wyoming	J. Bombek	D. Phillips	E. Hubbard	C. Smith	T. Thomas	J. Watson		V. Banks	R. Ajayi	J. Hicks	J. Fogal	D. Campbell	
11/10 at Nevada	E. Jones	D. Phillips	E. Hubbard	C. Smith	T. Thomas	J. Watson		V. Banks	R. Ajayi	J. Hicks	J. Fogal	A. Hawkins	
11/17 Utah State	E. Jones	L. Paogofie	E. Hubbard	C. Smith	T. Thomas	J. Watson		D. Owens	R. Ajayi	J. Hicks	J. Fogal	T. Francis	

COLORADO STATE FOOTBALL



LONGEST AND SHORTEST SCORING DRIVES

COLORADO STATE

Most Plays

16	New Mexico, 10/13 (TD) (96 yards, 7:31)
15	Utah State, 11/17 (TD) (90 yards, 6:04)
14	Hawai'i, 8/25 (TD) (85 yards, 4:26)
14	Illinois State, 9/22 (TD) (80 yards, 5:27)

Most Yards

99	Hawai'i, 8/25 (TD) (4 plays, 1:06)
96	Arkansas, 9/8 (TD) (9 plays, 3:29)
96	New Mexico, 10/13 (TD) (16 plays, 7:31)

Most Time

7:31	New Mexico, 10/13 (TD) (16 plays, 96 yards)
6:20	Utah State, 11/17 (FG) (13 plays, 61 yards)
6:04	Utah State, 11/17 (TD) (15 plays, 90 yards)

Fewest Plays

2	Hawai'i, 8/25 (TD) (72 yards, 0:24)
2	New Mexico, 10/13 (TD) (12 yards, 0:27)
2	at Boise State, 10/19 (TD) (75 yards, 0:22)
2	Utah State, 11/17 (TD) (20 yards, 0:49)

Fewest Yards

6	Arkansas, 9/8 (FG) (4 plays, 1:31)
13	at Florida, 9/15 (FG) (9 plays, 3:53)
18	Arkansas, 9/8 (FG) (5 plays, 0:25)

Least Time

0:22	at Boise State, 10/19 (TD) (2 plays, 75 yards)
0:24	Hawai'i, 8/25 (TD) (2 plays, 72 yards)
0:25	Arkansas, 9/8 (FG) (5 plays, 18 yards)

OPPONENTS

Most Plays

16	Illinois State, 9/22 (TD) (80 yards, 5:16)
14	Arkansas, 9/8 (TD) (73 yards, 6:06)
12	at Boise State, 10/19 (TD) (80 yards, 5:31)

Most Yards

94	at Nevada, 11/10 (TD) (7 plays, 2:30)
91	Arkansas, 9/8 (TD) (9 plays, 3:51)
87	vs. Colorado, 8/31 (TD) (5 plays, 1:37)

Most Time

6:06	Arkansas, 9/8 (TD) (14 plays, 73 yards)
5:31	at Boise State, 10/19 (TD) (12 plays, 80 yards)
5:16	Illinois State, 9/22 (TD) (16 plays, 80 yards)

Fewest Plays

1	Arkansas, 9/8 (TD) (64 yards, 0:11)
1	at Florida, 9/15 (TD) (68 yards, 0:12)
1	Illinois State, 9/22 (TD) (57 yards, 0:10)
1	Wyoming, 10/26 (TD) (48 yards, 0:11)

Fewest Yards

-2	at Florida, 9/15 (FG) (4 plays, 0:56)
4	at Florida, 9/15 (FG) (4 plays, 1:37)
12	New Mexico, 10/13 (TD) (3 plays, 1:13)

Least Time

0:10	Illinois State, 9/22 (TD) (1 play, 57 yards)
0:11	Arkansas, 9/8 (TD) (1 play, 64 yards)
0:11	Wyoming, 10/26 (TD) (1 play, 48 yards)

GAME-OPENING DRIVES

Date	Opponent	Colorado State			Opponent		
		Pts	FD	Yds	Pts	FD	Yds
8/25	Hawai'i	7	6	85	7	4	75
8/31	vs. Colorado	0	1	17	7	3	75
9/8	Arkansas	3	0	6	0	1	-2
9/15	at Florida	0	0	-9	0	0	6
9/22	Illinois State	0	2	48	0	2	29
10/6	at San Jose State	7	3	77	0	1	19
10/13	New Mexico	7	0	12	0	0	-3
10/19	at Boise State	0	2	25	7	3	75
10/26	Wyoming	0	0	-11	0	1	9
11/10	at Nevada	0	2	25	7	2	47
11/17	Utah State	0	0	3	0	1	16

Scoring Drive Length

Yards	Colorado State		Opponent	
	TD	FG	TD	FG
0-9		1		1
10-19	1	1	2	
20-29	1		2	
30-39		2	1	
40-49	3	5	6	1
50-59	2		5	3
60-69	1	3	9	4
70-79	12		15	2
80-89	8		6	
90-99	4		2	
Season	31	13	48	11

SECOND HALF-OPENING DRIVES

Date	Opponent	Colorado State			Opponent		
		Pts	FD	Yds	Pts	FD	Yds
8/25	Hawai'i	0	1	21	7	4	75
8/31	vs. Colorado	0	1	11	7	0	85
9/8	Arkansas	0	1	26	7	4	91
9/15	at Florida	7	2	75	0	1	17
9/22	Illinois State	0	3	36	7	3	75
10/6	at San Jose State	0	0	6	0	1	4
10/13	New Mexico	0	2	28	0	0	7
10/19	at Boise State	0	2	15	0	2	36
10/26	Wyoming	0	1	14	7	4	75
11/10	at Nevada	0	0	9	7	4	94
11/17	Utah State	3	4	61	0	0	-1

Takeaway Analysis

Game		Colorado State			Opponent			Gm Diff	Year Diff
		Int	Fum	Tot	Int	Fum	Tot		
8/25	Hawai'i	0	1	1	1	0	1	0	0
8/31	vs. Colorado	1	1	2	1	0	1	+1	+1
9/8	Arkansas	2	0	2	1	1	2	0	+1
9/15	at Florida	1	0	1	0	3	3	-2	-1
9/22	Illinois State	0	0	0	2	0	2	-2	-3
10/6	at San Jose State	2	0	2	2	0	2	0	-3
10/13	New Mexico	0	1	1	0	0	0	+1	-2
10/19	at Boise State	0	0	0	2	1	3	-3	-5
10/26	Wyoming	0	0	0	2	1	3	-3	-8
11/10	at Nevada	1	1	2	1	0	1	+1	-7
11/17	Utah State	0	1	1	2	0	2	-1	-8

Takeaway Breakdown

Total	Colorado State	Opponent
Interceptions	7	14
Fumble Recoveries	5	6
Points Off Turnovers	37	89
Touchdowns	4	12
Field Goals	3	2



LONG PLAYS

20-YARD PLUS PLAYS

Yds	Type	Player(s)	Opponent
69	Pass	WILLIAMS, Preston from CARTA-SAMUELS, K.J.	Hawai'i
58*	Pass	JOHNSON, Olabisi from CARTA-SAMUELS, K.J.	Hawai'i
56	Rush	MATTHEWS, Izzy	Boise State
55*	INT	AJAYI, Rashad	San Jose State
54	Pass	BUTLER, Cameron from CARTA-SAMUELS, K.J.	Arkansas
51	KR	HAWKINS, Anthony	Florida
48*	Pass	MCBRIDE, Trey from CARTA-SAMUELS, K.J.	Florida
47*	Pass	WILLIAMS, Preston from CARTA-SAMUELS, K.J.	Boise State
47	Pass	WILLIAMS, Preston from HILL, Collin	Wyoming
45	KR	HAWKINS, Anthony	Illinois State
45	Pass	JOHNSON, Olabisi from CARTA-SAMUELS, K.J.	New Mexico
38	Pass	WILLIAMS, Preston from HILL, Collin	NEVADA
38	Pass	JOHNSON, Olabisi from CARTA-SAMUELS, K.J.	Illinois State
37	Pass	JOHNSON, Olabisi from CARTA-SAMUELS, K.J.	Hawai'i
36	Pass	JOHNSON, Olabisi from HILL, Collin	Utah State
35	Pass	WILLIAMS, Preston from HILL, Collin	Utah State
34	Pass	WILLIAMS, Preston from CARTA-SAMUELS, K.J.	Boise State
32	Pass	WILLIAMS, Preston from CARTA-SAMUELS, K.J.	San Jose State
31	KR	HAWKINS, Anthony	Florida
31	KR	WISE, Darius	Wyoming
31	Pass	WILLIAMS, Preston from CARTA-SAMUELS, K.J.	Arkansas
30	KR	PRENTICE, Adam	Illinois State
30	Pass	BUTLER, Cameron from CARTA-SAMUELS, K.J.	Arkansas
28	KR	HAWKINS, Anthony	Boise State
28	Rush	KINSEY JR., Marvin	Florida
28	Pass	JOHNSON, Olabisi from CARTA-SAMUELS, K.J.	Hawai'i
28	KR	WILLIAMS, Preston	Hawai'i
27	Rush	MCELROY, Marcus	Utah State
27	Pass	KINSEY JR., Marvin from CARTA-SAMUELS, K.J.	Boise State
26	Pass	WILLIAMS, Preston from CARTA-SAMUELS, K.J.	New Mexico
26	Pass	WILLIAMS, Preston from CARTA-SAMUELS, K.J.	Hawai'i
26*	Pass	JOHNSON, Olabisi from CARTA-SAMUELS, K.J.	Colorado
26	KR	HAWKINS, Anthony	Illinois State
26*	Pass	WILLIAMS, Preston from CARTA-SAMUELS, K.J.	Hawai'i
25	Pass	JOHNSON, Olabisi from HILL, Collin	Illinois State
25	Rush	HAWKINS, Anthony	San Jose State
25	Pass	WILLIAMS, Preston from CARTA-SAMUELS, K.J.	Arkansas
25	Pass	WILLIAMS, Preston from CARTA-SAMUELS, K.J.	Hawai'i
25	KR	HAWKINS, Anthony	Colorado
24	Pass	JACKSON, Warren from CARTA-SAMUELS, K.J.	Hawai'i
24	Rush	MCELROY, Marcus	Colorado
24	Pass	KINSEY JR., Marvin from HILL, Collin	Utah State
24	Pass	JACKSON, Warren from CARTA-SAMUELS, K.J.	Boise State
23	KR	VIVENS, A'Jon	NEVADA
23	Pass	MATTHEWS, Izzy from HILL, Collin	Utah State
23	Pass	JACKSON, Warren from CARTA-SAMUELS, K.J.	New Mexico
23	KR	WISE, Darius	Wyoming
23	KR	HAWKINS, Anthony	New Mexico
22	Pass	JACKSON, Warren from CARTA-SAMUELS, K.J.	Hawai'i
22	Pass	KINSEY JR., Marvin from HILL, Collin	Illinois State
22	Pass	JOHNSON, Olabisi from HILL, Collin	Utah State
22	Rush	MATTHEWS, Izzy	San Jose State
22	Pass	JACKSON, Warren from CARTA-SAMUELS, K.J.	New Mexico
21	Pass	KINSEY JR., Marvin from HILL, Collin	Illinois State
21	Pass	WILLIAMS, Preston from CARTA-SAMUELS, K.J.	Florida
21	KR	WILLIAMS, Preston	Hawai'i
21	KR	WISE, Darius	Wyoming
20	Pass	MCELROY, Marcus from HILL, Collin	Boise State
20	KR	HAWKINS, Anthony	Arkansas
20	Pass	KINSEY JR., Marvin from CARTA-SAMUELS, K.J.	Arkansas
20	Rush	MATTHEWS, Izzy	San Jose State
20	Pass	WILLIAMS, Preston from CARTA-SAMUELS, K.J.	Florida
20	Pass	FULTON, Brenden from CARTA-SAMUELS, K.J.	Arkansas
20	KR	HAWKINS, Anthony	Arkansas

LONG PLAYS BY THE NUMBERS

Long Plays By Yards	No.	TD
100+	0	0
90-99	0	0
80-89	0	0
70-79	0	0
60-69	1	0
50-59	5	2
40-49	5	2
30-39	12	0
20-29	41	2

Long Plays By Type	No.	TD
Rushing	7	0
Passing	40	5
Punt returns	0	0
Kick returns	16	0
Interceptions	1	1
Fumble returns	0	0
Other	0	0
TOTAL	64	6

20-YARD PLUS BY PLAYER

Player	No.	TD	R	P	KR	PR	IR	FR
WILLIAMS, Preston	17	2	0	15	2	0	0	0
HAWKINS, Anthony	10	0	1	0	9	0	0	0
JOHNSON, Olabisi	9	2	0	9	0	0	0	0
KINSEY JR., Marvin	6	0	1	5	0	0	0	0
JACKSON, Warren	5	0	0	5	0	0	0	0
MATTHEWS, Izzy	4	0	3	1	0	0	0	0
MCELROY, Marcus	3	0	2	1	0	0	0	0
WISE, Darius	3	0	0	0	3	0	0	0
BUTLER, Cameron	2	0	0	2	0	0	0	0
MCBRIDE, Trey	1	1	0	1	0	0	0	0
AJAYI, Rashad	1	1	0	0	0	0	1	0
FULTON, Brenden	1	0	0	1	0	0	0	0
VIVENS, A'Jon	1	0	0	0	1	0	0	0
PRENTICE, Adam	1	0	0	0	1	0	0	0
TOTAL	64	6	7	40	16	0	1	0

LONGEST PLAYS OF THE YEAR

Rushing

56 MATTHEWS, Izzy vs Boise State (10/19/2018)

Rushing Touchdown

15 KINSEY JR., Marvin vs Wyoming (10/26/2018)

Passing

69 WILLIAMS, Preston from CARTA-SAMUELS, K.J. vs Hawai'i (8/25/2018)

Passing Touchdown

58 JOHNSON, Olabisi from CARTA-SAMUELS, K.J. vs Hawai'i (8/25/2018)

Punt Return

18 JOHNSON, Olabisi vs Illinois State (9/22/2018)

Kick Return

51 HAWKINS, Anthony vs Florida (9/15/2018)

Interception Return

55 AJAYI, Rashad vs San Jose State (10/6/2018)

Fumble Return

None

Punt

116 STONEHOUSE, Ryan+KANIHO, Kekaula vs Boise State (10/19/2018)

Field Goal

55 BRYAN, Wyatt vs Arkansas (9/8/2018)

* touchdown scored on play



COLORADO STATE FOOTBALL MEDIA COVERAGE GUIDELINES

- We appreciate your coverage of Colorado State Athletics, and look forward to working with you to accommodate you and your organization within the framework of the following media policy. The policies are jointly established by Head Coach Mike Bobo and the Athletics Communications office. Please take a few minutes to read through and familiarize yourself with these guidelines. Failure to comply with these policies could result in revocation of credentials or limitations on access. Please feel free to contact Associate A.D. for Communications Paul Kirk at (970) 988-3482 or via email at paul.kirk@colostate.edu with any questions.

Interview access to players and coaches throughout the calendar year is as follows:

GENERAL POLICIES

- All interviews with any member of the football program, including Mike Bobo, the coaching and football staffs, and student-athletes, must be coordinated through the Athletics Communications office.
- True freshmen and other student-athletes in their first year in the program are not eligible to be included on the regular interview list.
- Regarding unique subject matter, such as human-interest angles, members of the media are welcome to approach the Communications office at least 48 hours in advance with requests to interview any member of the program, provided the requested individual is not a true-freshman player. Requests approved by Coach Bobo will be facilitated by the Athletics Communications staff.
- Members of the media are strictly prohibited from directly contacting any coach, staff member or student-athlete by any means, including by text message, e-mail, phone (cell, office or home) or social media, without first approaching the Athletics Communications office.
- For all practices, no live reporting of practice details is permissible, nor live streaming of any method. Upon conclusion of practice, questions based on observations made during practice may be asked of Coach Bobo, and reported on as answered.
- Designated student-athletes from the interview list will be made available on specified days during the spring and preseason practice periods, and on Tuesdays and Wednesdays during the regular season.
- Assistant coaches will be made available to media one time each during spring practice on a schedule provided Athletics Communications.
- Head Coach Mike Bobo will be available following most practices. Exceptions include night practices and certain practice days during spring and preseason.
- All interviews take place in the interview room of the stadium, located at field level, one level down from the media entrance on the west side of the stadium. Media are not permitted to enter the football offices, or the training room, locker room, weight room or meeting rooms unless arrangements have been made through the Communications office.
- Media may not photograph or report on individuals or groups participating in workouts outside of organized team sessions within campus practice or competition locations.

PRESEASON CAMP

- Coordinators will be made available on Media Day. No other assistant coach access is available during preseason camp.

REGULAR-SEASON GAME WEEKS

- On Mondays, Head Coach Mike Bobo will conduct a weekly press conference in the stadium interview room. Bobo will begin speaking at 12 p.m. and the press conference will end at approximately 12:30-35. The press conference is livestreamed at CSURams.com/live, and the archive will be available on YouTube and on CSURams.com. Audio from the press conference also is made available to media.
- Following practice on Tuesday and Wednesday, student-athletes on the interview list will be made available, with either offensive or defensive players being available Tuesday and those from the other side of the ball on Wednesday. Regarding unique subject matter, such as human-interest angles, members of the media are welcome to approach the Communications office at least 48 hours in advance with requests to interview any member of the program, provided the requested individual is not a true-freshman player. Approved requests will be granted, but those interviews need to take place on Tuesday following practice.
- On Wednesday, Bobo will be available following practice.
- Following Wednesday availability, there is no further media availability with members of the program until the end of the game on Saturday, with the exception of contractual obligations with broadcast partners.

GAMEDAY

- Every member of the program must report to the locker room following the game before conducting interviews. Other than network TV and radio obligations, CSU does not allow on-field interviews in the minutes following the game's conclusion.
- Postgame press conferences take place in the home and visiting team interview rooms, located just off the elevator from the press box at field level. From the field, enter the southwest tunnel and proceed right and down the hall to reach the interview rooms on your left.
- Head Coach Mike Bobo and requested players will be available to the media in the interview room after a reasonable cooling-off period. Coach Bobo will conduct his postgame press followed by requested players from the interview list being made available in the interview room. Assistant coaches and true freshmen players are not available.
- The visiting team press conference and media availability will take

place in the visiting team interview room adjacent to the home team interview room, down the hall from the visitors' locker room.

RECRUITING PERIOD

- Access to Head Coach Mike Bobo will be less regular during this time, from the end of the regular season through the second signing day, the first Wednesday in February, due to recruiting responsibilities. Assistant coaches are not available during this period.

ALL OTHER TIMES

- Head Coach Mike Bobo is available either in-person or by phone, by appointment through Assoc. A.D. for Communications Paul Kirk (paul.kirk@colostate.edu).
- Assistant coaches do not have regular availability throughout the year. Requests for their participation in interviews must be made through Assoc. A.D. for Communications Paul Kirk, and will be granted only by approval of the head coach.
- Phone calls (cell, office or home) to any coach, staff member, or student-athlete are strictly prohibited, unless previously arranged through the Athletics Communications office.
- Media should contact the Athletics Communications office, rather than the individual coaches and/or student-athletes, when needing personal contact information, such as phone numbers or e-mail addresses, or contact information for family members and friends where such interviews will enhance a feature story.

INJURIES

- At all times throughout the calendar year, including spring practice, Head Coach Mike Bobo will serve as the sole source for injury information. All questions related to injuries should be directed to Bobo, and not to any other member of the program, including athletic trainers, doctors, the injured student-athlete, or his teammates.
- If Coach Bobo is unavailable, please contact Paul Kirk.

PRACTICE GUIDELINES

- Most Colorado State football practices are open to media for the first few periods unless otherwise noted.
- Videography, provided it is not live-streamed, is allowed during the media viewing period, but no sound may be recorded.
- No live reporting of practice details is permissible, nor live streaming of any method. Upon conclusion of practice, questions based on observations made during the media viewing period may be asked of Coach Bobo, and reported on as answered by the coach.
- During the spring, most regular practices (excluding scrimmages) are open to the media during the media viewing period as specific by Athletics Communications.
- All media should remain on the sidelines, standing a safe distance from the boundary to prevent collisions. Also for safety reasons, media are asked to stand rather than sit or kneel, and should either hold personal bags or set them behind a barrier, so they are not a potential injury source for players or the media.

PHOTOGRAPHY/VIDEOGRAPHY GUIDELINES

- Cameras are restricted from shooting/filming any 11-on-11 period, as well as selected other periods (Athletics Communications staff will notify). Photography must be tight, "iso" shots that do not reveal alignments or strategy.
- No sound may be captured during the shooting of practice video.
- Photographers are allowed to shoot individual drills and group activity as directed by the Athletics Communications staff. No photography is allowed of players receiving treatment from medical staff, or of injured players, whether participating in individual workouts or observing practice.
- Photographers and videographers are not allowed to bring tripods onto the practice field.
- Photographers and videographers should remain on the sidelines, or behind the end lines. They are not permitted in any drill or in close proximity to any team or position-group huddles at any time.
- Photographers should stand a safe distance from the boundary to prevent collisions. Also for safety reasons, photographers are asked to stand rather than sit or kneel, and should either hold personal bags and/or camera equipment, or set them behind a barrier, so they are not a potential injury source for players or the media.
- All posed photo shoots must take place at times arranged prior to the beginning of practice, working through the Athletics Communications office. Posed photo shoots are not permitted during any practice.

TELEPHONE INTERVIEWS

- Head Coach Mike Bobo is available for phone interviews as time permits. Media should call to make an appointment through Paul Kirk (paul.kirk@colostate.edu).
- Phone calls (cell, office or home) to any coach or student-athlete are strictly prohibited, unless previously arranged through the Athletics Communications office.
- Media should contact the Athletics Communications office, rather than the individual coaches and/or student-athletes, when needing personal contact information, such as phone numbers or e-mail addresses.

CSURAMS.COM/SOCIAL MEDIA

- The official Web site of Colorado State athletics, CSURams.com, features the latest news, information, statistics and rosters for all of the Rams' 16 athletic programs. Rams fans worldwide can also listen to the live play-by-play coverage offered by the Colorado State Sports Network through the website or the Tuneln app, and can watch livestreamed video of most home events. Fans can click on www.CSURams.com, then click on the schedule pages to access the radio

broadcast for live radio coverage of football, volleyball and men's and women's basketball. For video, click the "Fans" tab at the top, and scan the menu under Multimedia, or directly access the URL CSURams.com/watch. News also will be disseminated via the Colorado State football program's official twitter account, @CSUFootball, as well as the general athletics account, @CSUathletics, and Assoc. A.D. for Communications Paul Kirk (@PaulKirk_CSU).

MEDIA CREDENTIALS

- Credentials must be requested through Paul Kirk in writing at least seven days in advance of an event. Approved requests will be mailed or can be picked up in the Communications office, or at the game. Season credential applications will be made available in mid-July, and the online single-game credential request link can be found at http://www.csurams.com/sb_output.aspx?form=20.

PHOTOGRAPHER CREDENTIALS

- Photo credentials are issued only to accredited photographers. Passes must be displayed at all times. All photographers must remain outside the 25-yard lines on both sides of the field, or behind each end zone in a kneeling position.

GAME-DAY SERVICES

- A pregame meal is served 90 minutes prior to kickoff in the press box. Colorado State provides reliable WiFi in the press box, photographers' workroom and interview rooms, and access to live statistics through StatBroadcast. We have greatly reduced the amount of information distributed on paper at our home games in favor of full digital offerings of game notes, statistics, postgame audio and postgame notes. All credentialed media will receive an email the day before a game with all pertinent coverage and team information directly or via links embedded in the email.
- Colorado State's stadium offers complimentary wireless Internet access in the press box, interview room and photo workroom. Ethernet lines also are available in the photo workroom, located just inside the southwest tunnel at field level, near the visiting team locker room. Check the seat-assignment label on press row for wireless access information.

PARKING

- Media parking on game days is generally available in the Lake Street Garage (Lot 570), located near the intersection of Prospect Road and Center Avenue in the south area of campus. Denver TV stations have space allotted for one vehicle per station in front of the connection panels on the west side of the stadium. Please contact the Athletics Communications office to request a game day parking pass.
- Parking in all campus parking lots requires a permit from 7:30 a.m. to 4 p.m. on weekdays. A limited number of single-day passes are available through the Communications office, and pay-to-park stalls are located on the north side of the stadium, on Pitkin Street, in front of the Ram Zone store and ticket office. Annual permits can be purchased through the Office of Parking Management Web site: <http://pts.colostate.edu>, and many lots offer a payment kiosk to purchase a daily pass.
- The CSU Athletics Communications office will provide complimentary annual passes to the Moby/McGraw Center lot and Lot 240 near the stadium for select media organizations and members of the press who consistently cover the Rams. Those passes are not replaceable and should be treated like cash.

STADIUM DIRECTIONS/WILL CALL

- Colorado State's on-campus stadium is located between Pitkin and Lake Streets, just west of Shields Street in Fort Collins. The mailing address is 751 W. Pitkin Street. From I-25, media should take the Prospect Road exit, turn left, and proceed west toward the mountains. To access Lot 570 with a game day parking permit, please turn right onto Center Ave., from westbound Prospect Road. The entrance to the garage will be on your right. The stadium's media entrance, and Media Will-Call, is located on the west side of the stadium through the door marked "Media & Staff Entry," and press box access is via elevator just inside that entrance.
- Ticket will call is located at the main stadium ticket windows on Pitkin Street, at the Northwest corner of the stadium.

VIDEO HIGHLIGHTS

- Please contact the CSU Athletics Communications office to request video highlights. Broadcast-quality video highlights and soundbites will be emailed to media frequently throughout the year by the Athletics Communications staff. If you would like to have an email address added to that distribution list, please contact Paul Kirk or Zach Balside.

WEEKLY RELEASES

- The weekly game release will be available by approximately 12 noon each Monday during the season on the school's official website, CSURams.com. News releases also are e-mailed to media outlets upon request, and available via Twitter at @CSUFootball.

COLORADO STATE MEDIA E-MAIL LIST

- To receive e-mail updates on the Rams, e-mail Paul Kirk at paul.kirk@colostate.edu or Zach Balside at zach.balside@colostate.edu with a message stating that you would like to receive the news releases via e-mail.



SOCIAL MEDIA DIRECTORY

Facebook	Facebook.com/CSUFootball
Twitter	@CSUFootball
	@CSUAthletics (covers all 16 sports)
	@PaulKirk_CSU (Assistant A.D./Football SID)
	@CoachBobo_CSU (Head Coach)
	@RonnieLetson (Assistant Head Coach/Quarterbacks)
	@CoachJohnson57 (Offensive Coord./Offensive Line)
	@CSUCoachJancek (Defensive Coord.)
	@CoachGibson3005 (Special Teams Coord./Linebackers)
	@BryanApplewhite (Running Backs)
	@Coach_Cox_CSU (Tight Ends)
	@KeithGilmore13 (Defensive Line)
	@georgehelow (Safeties)
	@CoachEricLewis (Cornerbacks)
	@CoachWhitted (Wide Receivers)
	@CoachRyanDavis (Strength & Conditioning)
Instagram	@CSUFootball
YouTube	YouTube.com/CSURamsAthletics

COLORADO STATE UNIVERSITY

Location	Fort Collins, Colo.
Founded	1870
Enrollment	33,198
President	Dr. Anthony A. Frank
Director of Athletics	Joe Parker
NCAA Affiliation	FBS Division I
Athletics Conference	Mountain West
Nickname	Rams
Official Mascot	CAM the Ram
Colors	Green (PMS 357) and Gold (PMS 617)
Stadium (capacity)	CSU Stadium (36,000 [41,000 SRO])
Stadium Surface	FieldTurf (Sonny Lubick Field)

COACHING STAFF

Head Coach:	Mike Bobo (4th Season)
Assistant Head Coach/Quarterbacks:	Ronnie Letson (4th Season)
Offensive Coordinator/Offensive Line:	Dave Johnson (1st Season)
Defensive Coordinator:	John Jancek (1st Season)
Special Teams Coordinator/Linebackers:	Chase Gibson (1st Season)
Running Backs:	Bryan Applewhite (4th Season)
Tight Ends:	Joe Cox: (3rd Season)
Defensive Line:	Keith Gilmore (1st Season)
Safeties:	George Helow (3rd Season)
Cornerbacks:	Eric Lewis (1st Season)
Wide Receivers:	Alvis Whitted (7th Season)
Special Teams Analyst:	Ben Larson (2nd Season)
Defensive Quality Control:	Ben Robertson (3rd Season)
Offensive Quality Control:	Ricky Santo (6th season)
Defensive Graduate Assistant:	Trent Matthews (1st season)
Offensive Graduate Assistant:	Nolan Peralta (2nd season)
Defensive Graduate Assistant:	Ahmed Saleh (1st season)
Offensive Graduate Assistant:	Fred Zerblis (1st season)

TEAM INFORMATION

2017 Record/MW Finish	7-6/5-3 (T-4th) Mountain Division
Offensive Scheme	Pro Style
Defensive Scheme	4-3
Lettermen Returning	39
Lettermen Lost	30
2017 Signees	26 (20 HS, 3 JC, 3 grad transfers)
Offensive Starters Returning	4
	WR Johnson, RT Knox, FB Prentice, LG Meeks-5/Bjorklund-3/Taylor-3
Defensive Starters Returning	6
	FS Fogal, CB Hawkins, DE Jean, LB McDonald, LB Thomas, LB Watson
Special Teams Starters Returning	2
	K Bryan, P Stonehouse

Colorado State Football Media Contacts

Paul Kirk, Assistant A.D. for Communications
 O: (970) 491-5067 | paul.kirk@colostate.edu | @PaulKirk_CSU

Zach Balside, Assistant Director of Communications
 C: (970) 310-3906 | zach.balside@colostate.edu | @ZachBalSIDE

311 McGraw Athletic Center | Fort Collins, CO 80523

First Year of Football:	1893
All-Time Record:	523-579-33 (.475)
Home:	274-210-11 (.565)
Away:	233-341-22 (.409)
Neutral:	16-28-0 (.364)
Conference Championships:	15
Mountain West Championships (Last):	3 (2002)
Bowl Appearances (Record):	17 (6-11)
First Appearance:	Jan. 1, 1949
Bowl:	Raisin Bowl (Fresno, Calif.)
Result	Occidental 21, Colorado A&M 20
Last Appearance:	Dec. 16, 2017
Bowl:	Gildan New Mexico Bowl
Result:	Marshall 31, Colorado State 28

ATHLETICS COMMUNICATIONS/FOOTBALL CONTACTS

Associate Athletics Director	Paul Kirk (@PaulKirk_CSU)
Cell	(970) 988-3482
Email	paul.kirk@colostate.edu
Assistant Communications Director	Zach Balside (@ZachBalSIDE)
Cell	(970) 310-3906
Email	zach.balside@colostate.edu

Athletics Communications Office	(970) 491-5067
Athletics Department	(970) 491-5300
Ticket Office	(970) 491-RAMS (7267)
CSU Stadium Press Box	(970) 491-8100
	(970) 491-8111

PRONUNCIATION GUIDE

Rashad Ajaji uh-JAI-ee	Marcus McElroy mick-ELL-roy
Tyler Bjorklund bee-YORK-lund	Dajon Owens DAY-zhon
Jan-Phillip Bombek YON-FIL-ip	Livingston Paogofie puh-GO-fee
Tywan Francis TY-WON	Ross Reiter RIE-ter
Salofi Gaoa suh-LOW-fee now-OH-uh	J.C. Robles roh-bless
Anthony Giusti JUICE-tee	Corte Tapia KORT TAP-ee-uh
Ches Jackson Chess	AJon Vivens AY-jon
Dequan Jackson duh-KWON	Jadon Walker JAY-den
Arjay Jean AR-jay jeen	Alvis Whitted wit-id
Olabisi Johnson oh-luh-BEE-see	
Luis Lebron LOO-ee luh-BRON	
Kavapele Maka kaw-vuh-PELL-ay MAW-kuh	

COLORADO STATE FOOTBALL



GAME PARTICIPATION

#	PLAYER	GP-GS	UH	COLO	AR	UF	ILS	SJSU	NM	BSU	WY	NEVADA	USU
4	AJAYI, R.	11/11	START	START	START	START	START	START	START	START	START	START	START
19	BANKS, V.J.	11/10	START	START	START	START	START	START	START	START	START	START	XXX
73	BJORKLUND, T.	6/6	START	START	START	START	START	START
28	BODDIE, R.	2/-	XXX	XXX
91	BOMBEEK, J.	10/2	...	XXX	XXX	XXX	XXX	XXX	XXX	START	START	XXX	XXX
8	BRINNON, Q.	11/-	XXX	XXX	XXX	XXX	XXX	XXX	XXX	XXX	XXX	XXX	XXX
64	BROOKS, S.	7/-	XXX	XXX	XXX	XXX	XXX	XXX	XXX
96	BRYAN, W.	11/-	XXX	XXX	XXX	XXX	XXX	XXX	XXX	XXX	XXX	XXX	XXX
16	BUTLER, C.	11/10	START	START	START	START	START	START	START	START	START	XXX	START
25	CAMPBELL, D.	8/6	START	START	XXX	START	START	START	START	...	XXX
1	CARTA-SAMUELS	9/8	START	START	START	START	START	START	START	START	XXX
12	CARTER, C.	10/1	XXX	XXX	XXX	XXX	START	...	XXX	XXX	XXX	XXX	XXX
58	CLEM, T.	9/-	XXX	XXX	XXX	XXX	XXX	XXX	XXX	XXX	...
17	CUMBER, C.	1/-	XXX	...
93	DALEY, D.	1/-	XXX
83	DAVIS, B.	4/-	...	XXX	XXX	XXX	XXX
67	DELINE, J.	1/-	XXX
54	DERROW, B.	3/-	XXX	XXX	...	XXX
99	DICKENS, D.	11/-	XXX	XXX	XXX	XXX	XXX	XXX	XXX	XXX	XXX	XXX	XXX
1D	FOGAL, J.	11/9	START	START	START	START	START	XXX	XXX	START	START	START	START
90	FOX, J.	1/-	XXX
10	FRANCIS, T.	11/1	XXX	XXX	XXX	XXX	XXX	XXX	XXX	XXX	XXX	XXX	START
23	FULTON, B.	11/-	XXX	XXX	XXX	XXX	XXX	XXX	XXX	XXX	XXX	XXX	XXX
74	GAOA, S.	10/2	...	XXX	XXX	XXX	START	XXX	START	XXX	XXX	XXX	XXX
34	GIUSTI, A.	10/-	XXX	XXX	XXX	XXX	XXX	...	XXX	XXX	XXX	XXX	XXX
43	GOLDEN, T.	3/-	XXX	XXX	XXX
30	GRAUBERGER, J.	7/-	...	XXX	XXX	XXX	XXX	XXX	XXX	XXX	...
80	HALL, N.	9/-	...	XXX	...	XXX	XXX	XXX	XXX	XXX	XXX	XXX	XXX
88	HAMMER, G.	6/-	XXX	XXX	XXX	XXX	XXX	XXX
14	HAWKINS, A.	11/4	START	START	XXX	XXX	XXX	START	XXX	XXX	XXX	START	XXX
7	HICKS, J.	11/8	START	XXX	XXX	XXX	START	START	START	START	START	START	START
15	HILL, C.	9/3	...	XXX	XXX	XXX	XXX	XXX	...	XXX	START	START	START
98	HUBBARD, E.	11/11	START	START	START	START	START	START	START	START	START	START	START
6L	JACKSON, C.	2/-	...	XXX	XXX
5L	JACKSON, D.	9/-	...	XXX	XXX	XXX	XXX	XXX	XXX	XXX	...	XXX	XXX
9	JACKSON, W.	9/2	XXX	XXX	XXX	XXX	START	XXX	XXX	START	XXX
42	JEAN, A.	10/2	...	XXX	START	START	XXX	XXX	XXX	XXX	XXX	XXX	XXX
81	JOHNSON, O.	10/10	START	START	START	START	START	START	START	START	START	...	START
33	JONES, E.	9/7	XXX	XXX	START	START	START	START	START	START	START
95	KING, R.	2/2	START	START
5	KINSEY JR., M.	9/-	XXX	XXX	XXX	XXX	XXX	XXX	XXX	XXX	XXX
78	KNOX, B.	11/11	START	START	START	START	START	START	START	START	START	START	START
6	MAGEE, M.	3/-	...	XXX	XXX	...	XXX
26	MAKA, K.	5/-	XXX	XXX	XXX	XXX	XXX	XXX	...
24	MATTHEWS, I.	11/10	START	START	XXX	START	START	START	START	START	START	START	START
85	MCBRIDE, T.	11/4	XXX	XXX	START	START	START	XXX	XXX	XXX	XXX	START	XXX
44	MCDONALD, M.	4/1	XXX	XXX	XXX	START
32	MCELROY, M.	11/-	XXX	XXX	XXX	XXX	XXX	XXX	XXX	XXX	XXX	XXX	XXX
1L	MEEKS, C.	11/11	START	START	START	START	START	START	START	START	START	START	START
51	MOODY, P.	1/-	XXX
2	OWENS, D.	10/1	XXX	XXX	XXX	XXX	XXX	XXX	XXX	...	XXX	XXX	START
82	PANNUNZIO, I.	6/1	START	XXX	XXX	XXX	XXX	XXX
39	PANNUNZIO, T.	8/-	...	XXX	XXX	XXX	XXX	XXX	XXX	XXX	XXX
92	PAOGOFIE, L.	11/1	XXX	XXX	XXX	XXX	XXX	XXX	XXX	XXX	XXX	XXX	START
94	PHILLIPS, D.	10/10	START	START	START	START	START	START	START	START	START	START	...
70	PHILLIPS, J.	10/-	XXX	XXX	XXX	XXX	XXX	XXX	XXX	XXX	...	XXX	XXX
46	PRENTICE, A.	11/6	XXX	START	XXX	XXX	XXX	START	XXX	START	START	START	START
86	REITER, R.	11/-	XXX	XXX	XXX	XXX	XXX	XXX	XXX	XXX	XXX	XXX	XXX
8L	ROUNDTREE, T.J.	11/3	XXX	XXX	XXX	XXX	XXX	XXX	XXX	START	START	START	XXX
38	RUFRA, A.	3/-	...	XXX	XXX	XXX
45	RYKEN, N.	5/-	...	XXX	XXX	...	XXX	...	XXX	...	XXX
36	SCHLAGER, Z.	3/-	XXX	XXX	XXX
18	SCOTT, B.	11/6	START	START	START	START	XXX	START	START	XXX	XXX	XXX	XXX
3	SCOTT, E.J.	9/1	XXX	XXX	XXX	XXX	XXX	XXX	XXX	START	XXX
53	SMITH, C.	11/7	XXX	XXX	XXX	XXX	START	START	START	START	START	START	START
41	STONEHOUSE, R.	11/-	XXX	XXX	XXX	XXX	XXX	XXX	XXX	XXX	XXX	XXX	XXX
13	SUTTON, T.	11/2	XXX	START	XXX	XXX	START	XXX	XXX	XXX	XXX	XXX	XXX
71	TAYLOR, J.	11/10	START	START	START	START	XXX	START	START	START	START	START	START
52	THOMAS, T.	11/9	START	START	START	XXX	XXX	START	START	START	START	START	START
20	VIVENS, A.	4/-	XXX	XXX	XXX	XXX	...
9D	WALKER, J.	4/-	...	XXX	XXX	XXX	XXX
55	WATSON, J.	11/11	START	START	START	START	START	START	START	START	START	START	START
69	WESLEY, B.	11/11	START	START	START	START	START	START	START	START	START	START	START
77	WILLIAMS, K.	2/-	XXX	...	XXX	...
11	WILLIAMS, P.	11/9	START	START	START	START	START	XXX	START	START	START	XXX	START
22	WISE, D.	6/1	START	XXX	...	XXX	XXX	XXX	XXX



COLORADO STATE FOOTBALL

DEPTH CHART

OFFENSE							GP	GS	CS
QB	15	Collin Hill	6-5	210	SO*	Moore, S.C. (Dorman)	14	7	3
	1	KJ Carta-Samuels	6-2	225	SR	Saratoga, Calif. (Washington)	34	8	0
RB	24	Izzy Matthews	6-0	220	SR***	Redding, Calif. (Enterprise)	45	11	9
	5	Marvin Kinsey, Jr.	6-1	206	JR**	Atlanta, Ga. (Riverwood)	34	0	0
	32	Marcus McElroy	5-11	218	SO	Denver, Colo. (Mullen)	18	0	0
FB	46	Adam Prentice	6-0	230	SO*	Fresno, Calif. (Clovis)	24	12	4
	45	Nate Ryken	6-1	235	SR**	Berthoud, Colo. (Berthoud)	22	0	0
WR	11	Preston Williams	6-4	210	JR	Lovejoy, Ga. (Tennessee)	23	12	1
	3	E.J. Scott	6-1	192	FR*	Powder Springs, Ga. (McEachern)	8	1	0
WR	81	Olabisi Johnson	6-0	203	SR***	Lakewood, Colo. (Bear Creek)	48	26	11
	80	Nikko Hall	6-0	180	FR	Calabasas, Calif. (Calabasas)	9	0	0
FL	9	Warren Jackson	6-6	219	SO*	Mission Hills, Calif. (Bishop Alemany)	22	2	0
	23	Brenden Fulton	5-10	184	JR*	Greeley, Colo. (Northridge)	17	0	0
TE	16	Cameron Butler	6-2	225	SO*	Columbia, S.C. (Ridge View)	23	17	1
	85	Trey McBride	6-3	245	FR	Fort Morgan, Colo. (Fort Morgan)	11	4	0
LT	69	Barry Wesley	6-6	310	FR	Morrison, Colo. (Bear Creek)	11	11	11
	58	T.J. Roundtree	6-6	332	SR	Gainesville, Fla. (Louisville)	29	4	4
LG	73	Tyler Bjorklund	6-4	300	SR*	Santa Clarita, Calif. (College of the Canyons)	16	9	0
	70	Joctavis Phillips	6-4	329	FR	Monroe, La. (Neville)	12	0	0
C	51	Colby Meeks	6-3	310	SR***	Orlando, Fla. (Dr. Phillips)	47	20	12
	64	Scott Brooks	6-3	296	SO	Moorpark, Calif. (Moorpark)	8	0	0
RG	71	Jeff Taylor	6-1	305	JR**	Jonesboro, Ga. (Jonesboro)	31	13	6
	74	Salofi Gaoa	6-6	317	JR*	Fort Collins, Colo. (Rocky Mountain)	22	2	0
RT	78	Ben Knox	6-6	320	SR*	DeLand, Fla. (Independence CC)	27	18	16
	77	Keith Williams	6-7	275	SO	Baltimore, Md. (Overlea/Independence CC)	2	0	0
DEFENSE							GP	GS	CS
LDE	33	Emmanuel Jones	6-4	266	SO*	Cartersville, Ga. (Woodland)	21	8	2
	91	Jan-Phillip Bombek	6-3	255	JR	Hamburg, Germany (Hamburg/Feather River CC)	10	2	0
NT	94	Devin Phillips	6-1	318	FR	Monroe, La. (Neville)	10	10	0
	99	Damion Dickens	6-2	265	JR	Lexington, Miss. (Copiah-Lincoln C.C.)	11	0	0
DT	98	Ellison Hubbard	6-1	285	SO*	Loganville, Ga. (Grayson)	24	11	11
	92	Livingston Paogofie	6-1	269	SO*	Arlington, Texas (Bowie)	22	1	1
RDE	53	Caleb Smith	6-3	255	SR*	Inglewood, Calif. (Santa Monica College)	20	7	7
	42	Arjay Jean	6-4	245	JR**	North Miami Beach, Fla. (St. Thomas Aquinas)	35	11	0
SLB	52	Tre Thomas	6-2	223	SR***	Denver, Colo. (Overland)	50	23	6
	12	Cam'ron Carter	6-1	219	FR	Tucker, Ga. (Tucker)	11	1	0
MLB	55	Josh Watson	6-2	240	SR***	Blue Springs, Mo. (Blue Springs South)	50	34	34
	5	Dequan Jackson	6-1	215	FR	Jacksonville, Fla. (Robert E. Lee)	9	0	0
WLB	13	Trey Sutton	6-0	230	SO	Miami, Fla. (Westminster Christian)	15	2	0
	5	Dequan Jackson	6-1	215	FR	Jacksonville, Fla. (Robert E. Lee)	9	0	0
LCB	19	V.J. Banks	6-0	200	SR	Bryan, Texas (Rice)	47	23	0
	2	Dajon Owens	6-0	185	SO	Los Angeles, Calif. (Long Beach City College)	11	1	1
RCB	4	Rashad Ajayi	5-10	175	FR	Fairburn, Ga. (Langston Hughes)	11	11	11
	14	Anthony Hawkins	5-10	185	JR**	Arlington, Texas (Bowie)	36	17	0
NICK	14	Anthony Hawkins	5-10	185	JR**	Arlington, Texas (Bowie)	36	17	0
	10	Tywan Francis	5-11	180	FR	New Orleans, La. (Landry-Walker)	11	1	1
S	11	Jordan Fogal	5-10	195	SR*	San Leandro, Calif. (Utah)	35	24	4
	8	Quinn Brannon	6-0	185	FR	Pleasanton, Calif. (Bishop O'Dowd)	11	0	0
S	7	Jamal Hicks	6-	200	JR**	Gardena, Calif. (Narbonne)	28	17	7
	18	Braylin Scott	6-3	196	JR**	Bakersfield, Calif. (Liberty)	34	13	0
SPECIALISTS							GP	GS	CS
PR	81	Olabisi Johnson	6-0	203	SR***	Lakewood, Colo. (Bear Creek)	48	26	11
	23	Brenden Fulton	5-10	184	JR*	Greeley, Colo. (Northridge)	17	0	0
KR	14	Anthony Hawkins	5-10	185	JR**	Arlington, Texas (Bowie)	36	17	0
	11	Preston Williams	6-4	210	JR	Lovejoy, Ga. (Tennessee)	23	12	1
LS	86	Ross Reiter	5-10	235	FR	Phoenix, Ariz. (Brophy College Prep)	11	0	0
	85	Trey McBride <u>OR</u>	6-3	245	FR	Fort Morgan, Colo. (Fort Morgan)	11	4	0
	97	Huck Vollmar	6-3	200	FR	Colorado Springs, Colo. (Air Academy)	0	0	0
H	41	Ryan Stonehouse	5-11	170	SO*	Santa Ana, Calif. (Mater Dei)	23	0	0
	23	Brenden Fulton	5-10	184	JR*	Greeley, Colo. (Northridge)	17	0	0
P	41	Ryan Stonehouse	5-11	170	SO*	Santa Ana, Calif. (Mater Dei)	23	0	0
	67	Joe DeLine	6-0	200	SO	Steamboat Springs, Colo. (Steamboat Springs)	0	0	0
K	96	Wyatt Bryan	6-1	175	SR***	Larkspur, Colo. (Douglas County)	49	0	0
	83	Braxton Davis	6-0	170	SR***	Fort Collins, Colo. (Poudre)	40	0	0

* Letters earned

GP = games played; GS = games started; CS = consecutive starts

COLORADO STATE FOOTBALL



ALPHABETICAL ROSTER -- COLORADO STATE

No.	Name	Pos.	Ht.	Wt.	Yr.	Hometown (Prev. School)
4	Ajayi, Rashad	CB	5-10	175	Fr.	Fairburn, Ga. (Langston Hughes HS)
19	Banks, V.J.	CB	6-0	200	Sr.*	Bryan, Texas (Rice)
73	Bjorklund, Tyler	OL	6-4	300	Sr.	Santa Clarita, Calif. (College of the Canyons)
76	Blasco Jr., John	OL	6-7	324	Fr.*	Tacoma, Wash. (Stadium HS)
91	Bombek, Jan-Phillip	DL	6-3	255	Jr.	Hamburg, Germany (Hamburg HS)
27	Braithwaite, Ryan	S	6-1	185	Fr.	Ashburn, Va. (Broad Run HS)
8	Brinnon, Quinn	S	6-0	185	Fr.	Pleasanton, Calif. (Bishop O'Dowd HS)
64	Brooks, Scott	OL	6-3	296	So.	Moorpark, Calif. (Moorpark HS)
96	Bryan, Wyatt	K	6-1	175	Sr.*	Larkspur, Colo. (Douglas County HS)
16	Butler, Cameron	TE	6-2	238	So.	Columbia, S.C. (Ridge View HS)
25	Campbell, Darius	CB	5-9	170	So.	Marrero, La. (John Ehret HS)
36	Cardenas, Gabe	WR	5-10	187	So.*	Centennial, Colo. (Arizona State)
1	Carta-Samuels, K.J.	QB	6-2	225	Sr.*	Saratoga, Calif. (Washington)
12	Carter, Cam'ron	LB	6-1	219	Fr.	Tucker, Ga. (Tucker HS)
58	Clem, Tanner	LB	6-2	215	Fr.*	Conifer, Colo. (J.K. Mullen HS)
40	Crooks, Kyle	LB	6-1	215	So.*	Castle Rock, Colo. (Douglas County HS)
17	Cumber, Christian	CB	6-0	180	Fr.*	Denver, Colo. (J.K. Mullen HS)
93	Daley, Damion	DL	6-3	310	Fr.	Columbia, S.C. (Ridge View HS)
83	Davis, Braxton	K	6-0	170	Sr.	Fort Collins, Colo. (Poudre HS)
67	DeLine, Joe	K	6-0	200	So.*	Steamboat Springs, Colo. (Steamboat Springs HS)
54	Derrow, Brandon	DE	6-3	243	Fr.	Columbus, Ohio (St. Francis De Sales HS)
99	Dickens, Damion	DE	6-2	265	Jr.	Lexington, Miss. (Holmes County HS)
89	Drachslin, Chandler	WR	6-3	195	Jr.*	Riverside, Calif. (Riverside Polytechnic HS)
13	Erickson, Judd	QB	6-5	219	Fr.*	Highlands Ranch, Colo. (Mountain Vista HS)
66	Firment, Kieran	OL	6-4	315	Fr.*	Oakdale, Pa. (West Allegheny HS)
11	Fogal, Jordan	S	5-10	195	Sr.*	San Leandro, Calif. (Utah)
90	Fox, Jamori	DL	6-1	320	Jr.*	Marietta, Ga. (Ellsworth CC)
10	Francis, Tywan	S	5-11	180	Fr.	New Orleans, La. (Landry-Walker HS)
23	Fulton, Brenden	WR	5-10	184	Jr.*	Greeley, Colo. (Northridge HS)
74	Gaoa, Salofi	OL	6-6	317	Jr.*	Fort Collins, Colo. (Rocky Mountain HS)
34	Giusti, Anthony	LB	6-0	220	Jr.*	Novato, Calif. (City College of San Francisco)
43	Golden, Troy	DE	6-1	213	Fr.	Orlando, Fla. (Olympia HS)
47	Grassi, Anthony	WR	5-8	187	Fr.*	Colorado Springs, Colo. (William J. Palmer HS)
30	Grauberger, Jack	S	6-1	198	So.*	Fort Collins, Colo. (Fort Collins HS)
80	Hall, Nikko	WR	6-0	180	Fr.	Calabasas, Calif. (Calabasas HS)
88	Hammer, Griffin	TE	6-4	234	Fr.*	South Elgin, Ill. (St. Charles North)
49	Harris, Drue	RB	5-11	220	So.*	Fountain, Colo. (Army)
23	Harvey, Mikell	CB	5-8	160	Fr.	Slidell, La. (Northshore HS)
14	Hawkins, Anthony	CB	5-10	192	Jr.	Arlington, Texas (Bowie HS)
35	Hecker, John	S	5-11	193	Jr.	Fort Collins, Colo. (Wheaton College)
7	Hicks, Jamal	S	6-1	200	Jr.	Gardena, Calif. (Narbonne HS)
15	Hill, Collin	QB	6-5	214	So.*	Moore, S.C. (Dorman HS)
62	Householder, Blake	OL	5-11	275	Fr.	Missouri City, Texas (Dulles HS)
98	Hubbard, Ellison	DL	6-1	285	So.	Loganville, Ga. (Grayson HS)
56	Jackson, Ches	OL	6-4	290	Fr.	Tifton, Ga. (Tift County HS)
5	Jackson, Dequan	LB	6-1	215	Fr.	Jacksonville, Fla. (Robert E. Lee HS)
9	Jackson, Warren	WR	6-6	219	So.	Mission Hills, Calif. (Bishop Alemany HS)
42	Jean, Arjay	DE	6-4	245	Jr.	North Miami Beach, Fla. (St. Thomas Aquinas HS)
81	Johnson, Olabisi	WR	6-0	203	Sr.	Lakewood, Colo. (Bear Creek HS)
33	Jones, Emmanuel	DE	6-4	266	So.	Cartersville, Ga. (Woodland HS)
95	King, Richard	DL	6-4	275	Jr.*	Aurora, Colo. (Rangeview HS)
5	Kinsey Jr., Marvin	RB	6-1	206	Jr.	Atlanta, Ga. (Riverwood HS)
78	Knox, Ben	OL	6-6	320	Sr.*	DeLand, Fla. (Independence CC)
65	Lebron, Luis	OL	6-4	335	Fr.*	Jacksonville, Fla. (Sandalwood HS)
31	Lynch, Ryan	WR	6-1	175	Fr.	Louisville, Colo. (Legacy HS)
6	Magee, Malcolm	CB	6-0	185	Fr.	Collins, Miss. (Ocean Springs HS)
26	Maka, Kavapele	S	6-1	185	Sr.*	San Mateo, Calif. (College of San Mateo)
24	Matthews, Izzy	RB	6-0	210	Sr.	Redding, Calif. (Enterprise HS)
97	McBride, Toby	DL	6-3	265	Jr.	Fort Morgan, Colo. (Fort Morgan HS)
85	McBride, Trey	TE	6-3	245	Fr.	Fort Morgan, Colo. (Fort Morgan HS)
60	McCann, Florian	OL	6-3	283	Fr.	Denver, Colo. (Mullen HS)
2	McCoy, Justice	QB	6-1	198	Fr.*	New Orleans, La. (Saint Augustine HS)
44	McDonald, Max	LB	6-1	225	Jr.	Fort Collins, Colo. (Rocky Mountain HS)
32	McElroy, Marcus	RB	5-11	218	So.	Denver, Colo. (J.K. Mullen HS)
51	Meeks, Colby	OL	6-3	310	Sr.	Orlando, Fla. (Dr. Phillips HS)

NUMERICAL ROSTER

No.	Name	Pos.
1	K.J. Carta-Samuels	QB
2	Justice McCoy	QB
2	Dajon Owens	CB
3	E.J. Scott	WR
4	Rashad Ajayi	CB
5	Dequan Jackson	LB
5	Marvin Kinsey, Jr.	RB
6	Malcolm Magee	CB
7	Jamal Hicks	S
8	Quinn Brinnon	S
9	Warren Jackson	WR
9	Jadon Walker	S
10	Tywan Francis	S
10	J.C. Robles	QB
11	Jordan Fogal	S
11	Preston Williams	WR
12	Cam'ron Carter	LB
12	Patrick O'Brien	QB
13	Judd Erickson	QB
13	Trey Sutton	LB
14	Anthony Hawkins	CB
15	Collin Hill	QB
16	Cameron Butler	TE
17	Christian Cumber	CB
18	Braylin Scott	S
19	V.J. Banks	CB
20	A'Jon Vivens	WR
22	Darius Wise	CB
23	Brenden Fulton	WR
23	Mikell Harvey	CB
24	Izzy Matthews	RB
25	Darius Campbell	CB
26	Kavapele Maka	S
27	Ryan Braithwaite	S
30	Jack Grauberger	S
31	Ryan Lynch	WR
32	Marcus McElroy	RB
33	Emmanuel Jones	DE
34	Anthony Giusti	LB
34	Hunter Williams	RB
35	John Hecker	S
36	Gabe Cardenas	WR
36	Zach Schlager	LB
37	Logan Stewart	CB
38	Adonis Rufran	S
39	Thomas Pannunzio	WR
40	Kyle Crooks	LB
41	Ryan Stonehouse	P
42	Arjay Jean	DE
43	Troy Golden	DE
44	Max McDonald	LB
45	Nate Ryken	FB
45	Jacob Stanton	LB
46	Adam Prentice	FB
47	Anthony Grassi	WR
49	Drue Harris	RB
49	Brandon Summer	P
50	Corte Tapia	LB
51	Colby Meeks	OL
51	Patrick Moody	LB
52	Tre Thomas	LB
53	Caleb Smith	LB
54	Brandon Derrow	DE
55	Josh Watson	LB
56	Ches Jackson	OL

COLORADO STATE FOOTBALL



No.	Name	Pos.	Ht.	Wt.	Yr.	Hometown (Prev. School)
51	Moody, Patrick	LB	6-1	220	So.	Vero Beach, Fla. (Vero Beach Senior HS)
12	O'Brien, Patrick	QB	6-5	244	So.*	San Juan Capistrano, Calif. (Nebraska)
2	Owens, Dajon	CB	6-0	185	So.	Los Angeles, Calif. (Long Beach City College)
82	Pannunzio, Isiah	TE	6-2	235	So.*	Pueblo, Colo. (Pueblo South HS)
39	Pannunzio, Thomas	WR	5-8	160	Fr.	Aurora, Colo. (Pueblo South HS)
92	Paogofie, Livingston	DL	6-1	269	So.	Arlington, Texas (Bowie HS)
94	Phillips, Devin	DL	6-1	318	Fr.	Monroe, La. (Neville HS)
70	Phillips, Joctavis	OL	6-4	329	So.	West Monroe, La. (Neville HS)
46	Prentice, Adam	FB	6-0	236	Jr.*	Fresno, Calif. (Clovis HS)
86	Reiter, Ross	LS	5-10	235	Fr.	Phoenix, Ariz. (Brophy College Prep)
6	Roberts, Rushton	LB	6-4	220	Fr.	Jacksonville, Fla. (The Bolles School)
10	Robles, J.C.	QB	6-5	215	Jr.*	Visalia, Calif. (El Diamante HS)
58	Roundtree, T.J.	OL	6-6	332	Sr.*	Gainesville, Fla. (Louisville)
38	Rufran, Adonis	S	5-8	175	Fr.*	Colorado Springs, Colo. (William J. Palmer HS)
45	Ryken, Nate	FB	6-1	235	Sr.*	Berthoud, Colo. (Berthoud HS)
87	Sayre, Ryan	WR	6-2	200	So.*	Castle Rock, Colo. (Douglas County HS)
36	Schlager, Zach	LB	6-0	211	Fr.	McCook, Neb. (McCook HS)
18	Scott, Braylin	DB	6-3	196	Jr.*	Bakersfield, Calif. (Liberty HS)
3	Scott, E.J.	WR	6-1	192	Fr.*	Powder Springs, Ga. (McEachern HS)
86	Shapiro, Maxx	TE	6-1	220	So.	Claremont, Calif. (Claremont HS)
57	Sherard, Kavesz	OL	6-4	280	Fr.	Anderson, S.C. (T.L. Hanna HS)
53	Smith, Caleb	LB	6-3	255	Sr.*	Inglewood, Calif. (Santa Monica HS)
45	Stanton, Jacob	LB	6-1	225	Fr.	Thornton, Colo. (Chaparral HS)
37	Stewart, Logan	CB	6-1	195	So.*	Loveland, Colo. (Iowa City C.C.)
41	Stonehouse, Ryan	P	5-11	170	So.	Santa Ana, Calif. (Mater Dei HS)
49	Summer, Brandon	P	6-0	215	Sr.*	Pueblo, Colo. (Pueblo West HS/Santa Monica JC)
13	Sutton, Trey	LB	6-0	230	So.*	Miami, Fla. (Westminster Christian HS)
50	Tapia, Corte	LB	6-2	235	Fr.*	Windsor, Colo. (Windsor HS)
71	Taylor, Jeff	OL	6-1	305	Jr.	Jonesboro, Ga. (Jonesboro HS)
90	Terry, Jonathan	K	6-1	175	Fr.	Castle Rock, Colo. (Castle View HS)
52	Thomas, Tre	LB	6-2	223	Sr.*	Denver, Colo. (Overland HS)
20	Vivens, A'Jon	WR	5-11	190	Fr.	Denver, Colo. (Mullen HS)
97	Vollmar, Huck	LS	6-3	200	Fr.	Colorado Springs, Colo. (Air Academy HS)
9	Walker, Jadon	S	6-0	193	So.	Lithia Springs, Ga. (Chapel Hills HS)
55	Watson, Josh	LB	6-2	240	Sr.*	Blue Springs, Mo. (Blue Springs South HS)
69	Wesley, Barry	OL	6-6	310	Fr.*	Morrison, Colo. (Bear Creek HS)
93	Wickstrom, Caleb	K	6-2	170	So.	Fort Collins, Colo. (Heritage Christian HS)
84	Williams, Gary	TE	6-2	237	Fr.	Charlotte, N.C. (Zebulon B. Vance HS)
34	Williams, Hunter	RB	5-7	175	Fr.	Frisco, Texas (Frisco Centennial HS)
77	Williams, Keith	OL	6-7	275	So.*	Baltimore, Md. (Independence CC)
11	Williams, Preston	WR	6-4	210	Jr.*	Lovejoy, Ga. (Tennessee)
22	Wise, Darius	CB	5-9	170	So.	Midland, Pa. (Beaver Area HS)

* Indicates player has utilized a redshirt season

No.	Name	Pos.
56	Rushton Roberts	LB
57	Kavesz Sherard	OL
58	Tanner Clem	LB
58	T.J. Roundtree	OL
60	Florian McCann	OL
62	Blake Householder	OL
64	Scott Brooks	OL
65	Luis Lebron	OL
66	Kieran Firment	OL
67	Joe DeLine	K
69	Barry Wesley	OL
70	Joctavis Phillips	OL
71	Jeff Taylor	OL
73	Tyler Bjorklund	OL
74	Salofi Gaoa	OL
76	John Blasco, Jr.	OL
77	Keith Williams	OL
78	Ben Knox	OL
80	Nikko Hall	WR
81	Olabisi Johnson	WR
82	Isiah Pannunzio	TE
83	Braxton Davis	K
84	Gary Williams	TE
85	Trey McBride	TE
86	Ross Reiter	LS
86	Maxx Shapiro	TE
87	Ryan Sayre	WR
88	Griffin Hammer	TE
89	Chandler Drachslin	WR
90	Jamori Fox	DL
90	Jonathan Terry	K
91	Jan-Phillip Bombek	DL
92	Livingston Paogofie	DL
93	Damion Daley	DL
93	Caleb Wickstrom	K
94	Devin Phillips	DL
95	Richard King	DL
96	Wyatt Bryan	K
97	Toby McBride	DL
97	Huck Vollmar	LS
98	Ellison Hubbard	DL
99	Damion Dickens	DE

Coaching Staff

Mike Bobo - Head Coach

Ronnie Letson - Assistant Head Coach/Quarterbacks

Dave Johnson - Offensive Coordinator/Offensive Line

John Jancek - Defensive Coordinator

Chase Gibson - Special Teams Coordinator/Linebackers

Bryan Applewhite - Running Backs/Recruiting Coordinator

Joe Cox - Tight Ends

Keith Gilmore - Defensive Line

George Helow - Safeties

Eric Lewis - Cornerbacks

Alvis Whitted - Wide Receivers

Ryan Davis - Head Football Strength & Conditioning

Ben Larson - Special Teams Analyst

Ben Robertson - Defensive Quality Control

Ricky Santo - Offensive Quality Control

Fred Zerblis - Offensive Quality Control

Trent Matthews - Defensive Graduate Assistant

Nolan Peralta - Offensive Graduate Assistant

Ahmed Saleh - Defensive Graduate Assistant

Trent Matthews - Defensive Graduate Assistant

Tom Ehlers - Director of Football Operations

Marcie Johnston - Director of Football Administration

Anthony Hill - Director of Player Development & Community/Alumni Relations

David Stenklyft - Director of Player Personnel

Kelsea Winkle - Director of Recruiting

STAFF IN THE 800TH: Ronnie Letson (Asst. Head Coach, QBs), **Joe Cox** (TEs), **Eric Lewis** (CBs), **Nolan Peralta** (Offensive GA), **Ahmed Saleh** (Defensive GA), **Ben Robertson** (Defensive QC).