

Lorem ipsum

2020

FOOTBALL MEDIA GUIDE

CHADRON
STATE
COLLEGE



CHADRON STATE COLLEGE

Quick Facts

Founded: 1911

Institution Type: Publicly supported, open enrollment

Location: Chadron, Nebraska

Environment: Close-knit community creating high impact learning opportunities

Degree Levels: Undergraduate and Graduate

Student-Faculty Ratio: 17-1

Athletics: NCAA Division II

Mascot: Eagles

The enrolled undergraduate students at CSC in the fall of 2018 had the following characteristics:

- Represented 41 states and Puerto Rico
- 57% of CSC students were from Nebraska, followed by Colorado (10%), Wyoming (9%) and South Dakota (8%)
- Ranged in age from 15-68
- 77% of the undergraduates were under the age of 25
- 78% of the undergraduates were full-time students
- 41% of the undergraduates were first generation college students
- Of the freshmen who submitted high school class rank, 59% were in the top half of their graduating class and 25% were in the top one-quarter
- Average ACT score of full-time freshmen was 21



**CHADRON
STATE COLLEGE**

csc.edu

1-800-CHADRON

cscadmissions@csc.edu

TABLE OF CONTENTS

ROSTER

4

CHADRON STATE ATHLETICS – COACHES & STAFF

8

MEET THE PLAYERS | RETURNING

14

FRESHMEN

23

CHEER TEAM

25

EAGLES IN THE PROS

26

CHADRON STATE ALL-AMERICANS

27

ALL-RMAC SELECTIONS

28

GRID LEADERS

29

INDIVIDUAL CAREER RECORDS

35

POSTSEASON RECORDS

39

INDIVIDUAL SEASON RECORDS

40

RMAC RECORDS

44

ALL-TIME RECORDS

45

YEAR-BY-YEAR CSC TEAM RECORDS

45

MILESTONE VICTORIES | RECORD VS. RMAC TEAMS

46

RECORD OF ALL FOOTBALL GAMES

47

YEAR BY YEAR GAME RESULTS

48

2020 SCHEDULE SPONSORS

55

2020 CHADRON STATE FOOTBALL FULL ALPHABETICAL ROSTER

(Updated September 12, 2020)

No.	Name	Yr.	Pos.	Ht.	Wt.	Hometown (Previous School/High School)
	Christian Anderton	Fr.	RB	5-10	180	Cheyenne, Wyo. / Cheyenne East HS
89	Karson Avila	Jr.	TE	6-1	210	Denver, Colo. / Smoky Hill HS
	Charles Beaudrie	Fr.	DB	6-0	190	Cody, Wyo. / Cody HS
	Carson Berghuis	Fr.	DL	6-1	205	Wray, Colo. / Wray HS
	Estabon Bozeman	So.	DB	5-9	168	Inglewood, Calif. / Westchester HS
32	Tayven Bray	Jr.	DL	6-2	250	Highlands Ranch, Colo. / Thunder Ridge HS
26	Brendan Brehmer	So.	DB	6-0	185	Alliance, Neb. / Alliance HS
24	Christopher Busby	So.	RB	5-10	180	Scottsbluff, Neb. / Scottsbluff HS
13	Javian Byrd	So.	DB	6-0	190	Aurora, Colo. / G. Washington HS / Golden West
78	Sam Cafferty	So.	OL	6-4	275	Kuna, Idaho / Kuna HS
77	Justin Calderon	Sr.	OT	6-4	285	Levittown, N.Y. / MacArthur HS / Nassau C.C.
98	Tyler Carpenter	Fr.	DL	6-1	310	Westminster, Colo. / Broomfield HS
	Hugo Castillo	Fr.	LB	6-0	218	Greeley, Colo. / Greeley West HS
27	Justin Cauley	So.	RB	5-9	195	Venice, Calif. / Venice HS / Montana State
	Jakob Chirico	Fr.	LB	6-3	205	Highlands Ranch, Colo. / Highlands Ranch HS
17	Cole Condon	So.	DB	5-9	190	Temecula, Calif. / Great Oak HS
22	Jeydon Cox	Fr.	RB	5-8	160	Jackson, Wyo. / Jackson Hole HS
61	Michael DeCamillis	So.	C	6-3	260	Broomfield, Colo. / Broomfield HS
36	Parker Dillan	So.	P	6-0	185	Imperial, Neb. / Chase County HS / S.D. Mines
46	Dan Dunbar	R-Fr.	LB	5-9	200	Chadron, Neb. / Chadron HS
73	Juan Estrada-Sanchez	So.	OT	6-5	273	Denver, Colo. / Lincoln HS
37	Skyler Finley	Jr.	DB	6-2	200	Corona, Calif. / Santiago HS / Morehead State
45	Colt Foster	Sr.	TE	6-3	225	Hemingford, Neb. / Hemingford HS
9	Ethan Fray	So.	WR	5-10	170	Denver, Colo. / Rangeview HS
64	Joshua Gade	Fr.	OL	6-5	265	Northglenn, Colo. / Northglenn HS
41	Joey Geil	So.	LB	6-1	225	Casper, Wyo. / Kelly Walsh HS
70	Tyler Gideon	Jr.	DL	6-6	245	Burwell, Neb. / Burwell HS
97	Clancy Gines	R-Fr.	DL	6-3	225	Farson, Wyo. / Farson-Eden HS
62	Tyler Gish	Fr.	OL	6-2	308	Parker, Colo. / Legend HS
8	Montel Gladney	Jr.	WR	6-1	185	Flowood, Miss. / NW Rankin HS / Northeast Miss. CC
21	Jonny Gonzalez	Jr.	LB	6-2	190	Hollister, Calif. / San Benito HS / Monterey Peninsula JC
67	Trent Grizzle	So.	OL	6-3	275	Fairbury, Neb. / Fairbury HS
5	Jeremiah Gutierrez	Sr.	DB	5-9	180	Long Beach, Calif. / Millikan HS / Compton College
56	Zane Hamilton	So.	LB	6-0	182	Lakeside, Neb. / Gordon HS
	Mason Hamilton	Fr.	QB	5-11	180	Gillette, Wyo. / Thunder Basin HS
28	Xavier Harrell	Fr.	DB	6-3	212	Highlands Ranch, Colo. / Arapahoe HS
69	Richard Harris	R-Fr.	DL	6-5	325	Glenrock, Wyo. / Glenrock HS
84	Baylor Hayes	Sr.	TE	6-3	230	Cheyenne, Wyo. / Cheyenne East HS
85	Riley Hill	So.	TE	6-3	218	Greybull, Wyo. / Greybull HS
39	Drake Holdren	R-Fr.	K	6-0	185	Greeley, Colo. / Greeley West HS
14	Dalton Holst	Sr.	QB	6-3	195	Gillette, Wyo. / Campbell County HS

91	Brendan Hopkins	Sr.	DE	6-3	300	Green River, Wyo. / Green River HS
	Jeffery Hubbard	Fr.	WR	5-10	150	Oklahoma City, Okla. / Grant HS
12	Tyler Hyland	Jr.	QB	6-2	190	Fort Collins, Colo. / Rocky Mountain HS
20	Armon Johnson	So.	DB	5-9	160	Prosper, Texas / Prosper HS
	River Juarez	Fr.	WR	5-11	185	Broomfield, Colo. / Broomfield HS
92	Kael Juelfs	So.	DE	5-10	240	Kingman, Ariz. / Lee Williams HS
58	Noah Kerchal	Jr.	LB	6-3	220	Benkelman, Neb. / Dundy County Stratton HS
29	Jaxon King	Jr.	LB	6-2	215	Fleming, Colo. / Fleming HS
87	Peter Krohn	Fr.	TE	6-3	230	Fort Collins, Colo. / Rocky Mountain HS
	Kaden Lakin	Fr.	WR	5-10	165	Burns, Wyo. / Burns HS
	Nicholas Lembke	Fr.	LB	6-0	225	Rapid City, S.D. / St. Thomas More
40	Jake Lemmon	R-Fr.	LB	6-0	172	Chadron, Neb. / Chadron HS
	Dalton Lunkwitz	Fr.	OL/DL	6-3	300	North Platte, Neb. / North Platte HS
52	Adam Lynch	Fr.	LB	5-11	225	Westminister, Colo. / Legacy HS
42	Jeremiah Makahununiu Jr.		LB	6-1	210	Sioux Falls, S.D. / Tea Area HS / St. Cloud State
49	Willie Manuel	So.	DB	5-9	175	Mobile, Ala. / Davidson HS
	Kien Martin	Fr.	DL	6-1	290	Overton, Neb. / Overton HS
	Kaleb Maska	Fr.	WR	6-1	175	Colorado Springs, Colo. / Widefield HS
96/76	Sam McKinley	Sr.	TE/OT	6-3	285	Colorado Springs, Colo. / Rampart HS
10	Isaiah Meyers	R-Fr.	DB	6-0	183	Loveland, Colo. / Loveland HS
15	Chad Mikelson	Jr.	WR	6-2	185	Julesburg, Colo. / Julesburg HS
	Calvin Montgomery	Fr.	RB	5-11	220	Miami, Fla. / Champagnat Catholic HS
6	Clayton Murphy	Fr.	QB	6-4	205	Brule, Neb. / Ogallala HS
7	Ju'Wan Murphy	Sr.	DB	5-9	170	Sacramento, Calif. / Edison HS / Humboldt State
33	Ali Musa	So.	WR	6-0	176	San Diego, Calif. / Crawford HS
	Riggen Myers	Fr.	DB	5-9	170	Baggs, Wyo. / Snake River HS
1	Elijah Myles	Jr.	RB	5-10	200	Hawthorne, Calif. / Leuzinger HS
	Jacob Nasalroad	Fr.	OL	6-5	266	Aurora, Colo. / Grandview HS
72	Jake Norris	Sr.	OG	6-6	300	Fort Morgan, Colo. / Fort Morgan HS
	Hunter O'Connor	Fr.	DL	6-3	230	Thornton, Colo. / Legacy HS
86	Tanner Patterson	Jr.	TE	6-2	210	Otis, Colo. / Otis HS
2	Bobby Peele	Jr.	CB	6-0	190	Fresno, Calif. / Edison HS / College of the Sequoias
35	Alberto Perez	Fr.	K	5-8	175	Gill, Colo. / Platte Valley HS
95	Gabe Perkins	So.	DL	6-3	230	Aurora, Colo. / Cherokee Trail HS
	CJ Pickrel	Fr.	DL	5-10	260	Fullerton, Neb. / Fullerton HS
68	Austin Rapp	Jr.	OG	6-2	294	Moville, Iowa / Woodbury Central HS
23	Harvey Reynolds	So.	DB	5-11	175	West Palm Beach, Fla. / Palm Beach Lakes HS
81	Jalon'e Rice	R-Fr.	WR	6-0	200	Aurora, Colo. / Overland HS
90	Emmit Rosentrater	Jr.	DL	6-3	240	Paxton, Neb. / Paxton HS
75	Alex Ross	So.	OL	6-2	285	Gardena, Calif. / Leuzinger HS / McKendree
47	Braden Sandersfeld	R-Fr.	DB	5-8	140	Limon, Colo. / Limon HS
	Riley Schliep	So.	TE	6-5	220	Grand Island, Neb. / Grand Island Northwest HS
	Connor Schwend	Fr.	QB	6-0	190	Saint Xavier, Mont. / Hardin HS
	Dean Shaw	Fr.	WR	5-11	175	Auburn, Wyo. / Star Valley HS
48	McKade Smith	So.	DB	6-5	195	Hershey, Neb. / Hershey HS
51	Trevon Smith	Fr.	DL	6-1	320	Casper, Wyo. / Natrona County HS

	Sy Spitz	Fr.	OL	6-4	300	Lamar, Colo. / Lamar HS
19	Cedrick Stabber	Fr.	WR	6-0	185	Piedmont, S.D. / Sturgis Brown HS
34	Jalen Starks	Jr.	RB	6-0	245	Van Nuys, Calif. / Crespi HS / UCLA
43	DJ Stephen	So.	LB	6-0	210	Valentine, Neb. / Valentine HS
	Grant Swenson	Fr.	WR	6-2	190	Broomfield, Colo. / Broomfield HS
	Gavin Thomas	Fr.	DL	5-10	300	Casper, Wyo. / Kelly Walsh
25	Cole Thurness	Sr.	WR	6-0	210	Rapid City, S.D. / St. Thomas More HS
80	Chase Thurness	Jr.	WR	6-3	205	Rapid City, S.D. / St. Thomas More HS
	Lysle Todd Roe, Jr.	Fr.	DB	5-10	180	Brady, Neb. / Brady HS
	Creighton Trembly	Fr.	DB	6-0	195	Longmont, Colo. / Skyline HS
79	Aksel Turk	So.	OL	6-7	260	Nesodden, Norway / Mercer Island HS, Wash.
94	Reece Walno	Jr.	DL	6-2	280	Spearfish, S.D. / Spearfish HS / Minn.-Crookston
	Thomas Watson	Fr.	LB	6-0	205	Crawford, Neb. / Sioux County HS
99	Jordan Watt	Jr.	DE	6-2	242	Maricopa, Ariz. / Mountain Pointe HS / Scottsdale CC
16	Trevon Wehrman	R-Fr.	QB	5-9	168	Kersey, Colo. / Platte Valley HS
93	Kobe Whipple	So.	DL	6-1	294	Rapid City, S.D. / St. Thomas More HS
18	Garrett Wilson	R-Fr.	DB	6-2	200	Mequon, Wis. / Homestead HS / St. Cloud State
30	Travis Wilson	Sr.	LB	6-1	220	Fresno, Calif. / Sunnyside HS / Fresno City CC
50	Bryant Wilson	Jr.	LB	6-0	205	Alliance, Neb. / Alliance HS
63	Dillon Woods	R-Fr.	OL	6-1	290	Rapid City, S.D. / St. Thomas More HS
11	Jahani Wright	R-Fr.	WR	5-10	170	Miami, Fla. / Champagnat Catholic HS
31	Dax Yeradi	Fr.	DB	5-11	185	Wright, Wyo. / Wright HS
66	Javier Zamora	R-Fr.	DL	6-0	284	Limon, Colo. / Limon HS
38	Ethan Zimmerman	So.	DB	6-4	175	Apache Junction, Ariz. / Apache Junction HS

Pronunciations

2 Bobby "PEEL"	51 TRAY-vonn Smith
5 Jeremiah Goo-tee-AIR-ez	58 Noah CUR-chul
7 Joo-WAHN Murphy	61 Michael Dee-cuh-MILL-iss
11 Jah-HAHN-ey Wright	62 Tyler Gish (hard "g")
12 Tyler Highland	65 Clay Yock-uh-VET-oh
13 Jay-vee-AHN Byrd	66 Hah-vee-AIR Zamora
15 Chad Michaelson	77 Justin Call-duh-RONE
16 Trevor WORM-un	79 Axle Turk
19 SED-rick Stabber	81 JAY-lawn Rice
20 Arm-AHN Johnson	87 Peter CRONE
22 Jaden Cox	89 Karson Ah-VEE-lah
26 Brendan BRAY-mer	90 Emmit ROSE-uhn-trader
27 Justin CALL-ey	92 Kale JOO-liffs
28 ZAY-vee-ur Harrell	97 Clancy Gines (hard "g")
31 Dax Yur-ARR-dee	
36 Parker Dylan	
41 Joey Guile	
42 Jeremiah Mock-a-hoo-noo-KNEE-you (Goes by "Maka" for convenience)	
43 DJ STEFF-en	
49 Willie MAN-you-el	

COACHES

Name	Title
Jay Long	Head Football Coach - Offensive Line
Craig Jersild	Defensive Coordinator
Micah Smith	Offensive Coordinator
Bryar DeSanti	Assistant Coach - Wide Receivers
Clint Sasse	Assistant Coach - Linebackers
Lane Jersild	Coaching Assistant - Tight Ends
Mitch Collicott	Coaching Assistant - Defensive Line
Jake Geil	Coaching Assistant - Offensive Line
Chris Jones	Coaching Assistant - Running Backs
Ryan Wood	Coaching Assistant - Outside Linebackers
DeAndre Barthwell	Coaching Assistant - Defensive Backs
E.J. Kreis	Head Strength and Conditioning Coach
Chase McLendon	Strength and Conditioning Assistant



DR. RANDY RHINEPresident
Ninth Year

Randy Rhine was a familiar face at Chadron State College when he became the institution's interim president in May of 2012. The Nebraska State College System Board of Trustees appointed him to be CSC's 11th president Jan. 15, 2013.

Rhine's career at CSC began in 2005 when he was hired to provide leadership in reversing the institution's enrollment decline and design initiatives targeting CSC's mission of access and affordable quality education. The enrollment has grown from 2,600 in 2005 to more than 3,000.

His first position at CSC, assistant to the president, lasted from December 2005 to May 2006, when he assumed a larger role for the institution. That's when he became CSC's vice president for enrollment management and student services. Prior to becoming interim president, his unit had grown to include a wide range of student services operations, including the CSC college relations department.

Dr. Janie Park, the former CSC president who retired in 2012, was familiar with Rhine's skills when she hired him. He was


dean of the College of Professional Studies and Lifelong Learning at Montana State University at Billings, working under Park's supervision, for nine years prior to coming to CSC.

Rhine earned all three of his degrees from the University of Arkansas at Fayetteville. He was a member of that institution's Division of Continuing Education for 12 years, serving approximately four years each as director of conferences, assistant dean and associate dean.

He and his wife, Ann, reside in Chadron. They have two adult children.



Dr. Randy Rhine thanks the volleyball team after they helped students move into their dorm rooms in August 2013.

JOEL R. SMITHAthletic Director
Eighth Year

Joel R. Smith, the former Commissioner of the Rocky Mountain Athletic Conference, was hired as the Athletic Director at Chadron State College in May 2013.

Smith, who was the commissioner of the RMAC for 12 years, is the sixth athletic director in school history.

Smith is no stranger to administrative positions or to Chadron State College. In addition to being the conference's commissioner for 12 years, he was the director of athletics at Fort Lewis College and the assistant athletic director at Metropolitan State University of Denver.

Smith said his main priority at Chadron State will be to create a culture that benefits the student-athletes, staff and fans.

Smith has seen growth wherever he's worked, especially at the conference office. He was instrumental in securing championship sites for the RMAC Basketball Shootout, negotiated live television coverage of RMAC basketball championship games, developed a strategic plan for the conference and established committees to help with the governance of the RMAC.

Smith also brokered a broadcast agreement with Altitude Sports and Entertainment, which airs the conference's monthly TV show - The RMAC Showcase - that debuted in 2004 and is broadcast to 6.5 million viewers.

As commissioner, he was responsible for management and operations of the RMAC which is comprised of 14 institutions and 21 championships. He also implemented the RMAC Hall of Fame, which inducted its first members in 2002.

Prior to the RMAC, Smith was the athletic director at Fort Lewis College from 1996-2001. During Smith's tenure at Fort Lewis, Skyhawk teams qualified for NCAA Division II postseason championships in men's soccer and women's cross country and captured five RMAC

titles. Smith also made significant improvements to the athletic budget, including the execution of a successful corporate partnership program.

Smith also worked as the director of athletic development and assistant athletic director at Metropolitan State College of Denver from 1985-96. While at Metro State, Smith served as the compliance officer for the athletic department, directed development and marketing initiatives, oversaw the athletic budget and managed facilities. He was also responsible for developing corporate partner programs that generated over \$250,000 of cash and trade. In addition, he was responsible for the marketing and promotion of the Roadrunners' 13 NCAA sports.

Smith was born in Canon City, Colo., where his grandparents owned a dairy. Smith's father helped with the development of power plants and the family lived in Washington for a few years when he was a youth before they moved back to Colorado. In 1965, Smith's late father began Machine Repair, Inc., a business in downtown Denver. The family still owns the firm. An older sister, who is a CPA, is the manager and Smith and another sister are members of its board of directors.

Smith graduated from Westminster High School in the Denver area in 1977. He enrolled at Colorado State University at Fort Collins in the fall of 1978 and earned most of his undergraduate hours there while periodically taking time off to work. He transferred to Metro State in Denver in the mid-1980s and immediately started working in the Athletic Department.

By the time he received his bachelor's degree in 1987 he had earned nearly 150 hours of credit, then served as director of athletic development and assistant director of athletics before becoming the athletic director at Fort Lewis in 1996.

He also earned a master's degree from Regis University in 1996.

While Smith was at Metro State, he met and married Catherine Klazura, who grew up in the Denver area. The Smiths celebrated their 30th wedding anniversary in June 2018.

The couple has six children: Timothy, Hannah, Andrew, Daniel, Sara and Joshua.

JAY LONG

Head Coach/Offensive Line
Ninth Year



PREVIOUS COACHING EXPERIENCE

Black Hills State Head Coach (2009-11)
Offensive Coordinator (2007-08)
Offensive Line Coach (2003-06)
Wayne State Graduate Asst. (2001)
Assistant Coach (2002)

YEAR-BY-YEAR RECORD

BLACK HILLS STATE (15-15)

Year	Overall	Conf.	Notes
2011	3-7	n/a	First Year in D-II
2010	6-4	5-3	Ranked Top 20
2009	6-4	5-3	Ranked Top 20

CHADRON STATE (43-35, 39-29 RMAC)

Year	Overall	Conf.	Notes
*2012	9-3	8-1	NCAA D-II Playoffs
2013	8-3	7-2	Second in RMAC
2014	8-3	7-2	Third in RMAC
2015	5-6	4-5	T-5th-RMAC
2016	3-8	3-7	T-8th RMAC
2017	6-5	6-4	4th in RMAC
2018	7-3	7-3	T-3rd RMAC
2019	6-5	5-5	T-5th RMAC

*Career Record: 58-50

*LONG'S RECORD VS. RMAC OPPONENTS

Adams State	5-2
Black Hills State	6-1
CSU-Pueblo.....	0-8
Colorado Mesa	3-4
Colorado Mines	0-7
Fort Lewis	5-2
New Mexico Highlands	6-1
South Dakota Mines	4-0
Western State.....	5-2
Total	34-27 (55.7%)

* The 9 wins in 2012 were later vacated by the NCAA

*Dixie State University and Western New Mexico included in seasonal and career records but not included in record versus current RMAC opponents

Head Football Coach Jay Long enters his ninth season leading Chadron State's football program back to prominence.

The CSC alum is responsible for steadying the program with a focus on tradition, culture, and community, in the midst of Chadron State football's greatest adversity. Now with the foundation laid, Long and the Eagles look to build on the success of the past while ushering in a new era of program history.

From its inception, Long was one of the college's foremost leaders in the rebirth of Elliott Field at Don Beebe Stadium, as a part of the CSC Sports Complex project. It was the first comprehensive renovation of the stadium since it was built in 1929. The newly renovated facility opened just in time for the start of the fall 2018 football season.

During Long's coaching tenure the Chadron State program has seen eight All-America selections, 11 CoSIDA Academic All-Americans, numerous All-Rocky Mountain Athletic Conference and All-Region awards, one Harlon Hill Trophy Finalist, and the first NFL draft pick, that CSC has produced since 1989.

Thanks in part to Coach Long, CSC has produced at least one All-RMAC First Team selection each season since the college joined the league as a full member in 1992. The Eagles are the only RMAC program to do so.

Long's teams have been nationally relevant, playing competitively against several NCAA Division I FCS opponents. In 2013 his squad received an invitation to play under the lights at AT&T Stadium in Arlington, Texas, home of the Dallas Cowboys.

Another hallmark of his tenure is the offensive line play. With Long mentoring the men in the trenches, his teams have finished in the top three in the RMAC each season since 2013 for fewest sacks allowed, leading the league three times. They have led the conference in rushing offense twice. Under coach Long, CSC has 14 All-RMAC offensive linemen including eight First Teamers, and in 2013, the Cleveland Browns selected offensive guard Garrett Gilkey with their seventh pick in the NFL draft.

Long spent three seasons as the head coach at Black Hills State in Spearfish, S.D., before coming to Chadron State in 2012.

Long, who graduated from Chadron State College in 2001 with a bachelor's degree in science, was a two-time Rocky Mountain Athletic Conference selection at center and also earned Farm Team All-American honors. He also wrestled at heavyweight and qualified for the national tournament for the Eagles.



MICAH SMITH

Offensive Coordinator / Quarterbacks | First Year



2020 - Former Eagles wide receiver Micah Smith was named CSC's offensive coordinator on January 30, 2020.

Since hanging up his cleats at Chadron State in 2007, Smith has strung together 11 consecutive years of coaching at NCAA Divisions I, II and III, NAIA institutions.

Smith last coached at NAIA Mayville State University in fall of 2019. As the MSU offensive coordinator, Smith increased the team's scoring output by nearly 25 percent in his only season there.

Prior to Mayville, Smith spent five seasons at Division I FCS Eastern Illinois University, first as tight ends coach but later as co-special teams coordinator and wide receivers coach. There he contributed to the nation's ninth-best passing attack as wide receivers coach in 2018.

Smith also has prior RMAC experience, having coached one season under coaching legend John L. Smith at Fort Lewis.

Smith is the youngest of three children of longtime CSC head football coach Brad Smith, a CSC Hall of Famer, Class of 2010, and the winningest coach in Chadron State history. Brad was named to the RMAC All-Centennial Team as head coach in 2009, the RMAC Hall of Fame in 2011, and the Nebraska Football Coaches Hall of Fame, just last year.

Micah Smith received his master's degree from Wayne State and his bachelor's from Chadron State, where he earned a place as the punt returner on the school's All-Century team, helping the Eagles to two conference titles and two playoff berths. He and his wife, Jadrienne have one daughter, Joslyn.

CRAIG JERSILD

Defensive Coordinator | 16th Year



2020 - Craig Jersild took over as the defensive coordinator in 2019 and has 15 previous seasons as part of the Eagles' staff, spread over the past 27 years.

Jersild's record as a defensive backs coach and special teams coordinator speaks for itself. His DBs regularly hold down one of the top passing defenses in the Rocky Mountain Athletic Conference, and his special teams units have led the league in multiple statistical categories annually.

He previously coached the Eagles' secondary from 1992 to 1995 as a graduate assistant and he was a volunteer assistant coach during the 2007 season.

In between stints in Chadron, he was an assistant coach at South Dakota Mines in Rapid City, the defensive coordinator at Butler County Community College, the defensive coordinator at Northwest Mississippi College, and then he was at Hutchinson Community College in Kansas for four years, serving as the head coach for three.

Butler County won the National Junior College championship in 1998, during his tenure.

Jersild was born in Texas, but graduated from Monte Vista High School in Alamo, Calif., where he was an all-conference player.

He was a starting defensive back at Colorado State, where his career culminated in the 1990 Freedom Bowl and a 9-4 season.

Jersild, who graduated from CSU with a degree in social science in 1992, and his wife Sandy, have four children, Jessica, Lane, and twins Beau and Drew.

BRYAR DESANTI

Assistant Coach / Wide Receivers | Fifth Year



2020 - Bryar DeSanti was promoted to assistant coach in 2019 after three years in the Chadron State program.

DeSanti joined the CSC football program in 2016 as a coaching assistant in charge of the running back position. He switched to tight ends in 2018, and took over the receiving corps duties in 2019.

As a position coach, he oversaw tight end Matt Vargas's 2018 All-Rocky Mountain Athletic Conference season, as well as running back Derek Jackson's 1,000-yard season in 2017. Additionally, he served as a special teams assistant and worked extensively with the scout team and practice film coordination. The Merino, Colorado, native was tasked with recruiting eastern Colorado.

Prior to Chadron State, he coached at Lead-Deadwood High School for one season, working with running backs, linebackers, and special teams.

DeSanti was a running back at Black Hills State University from 2010 to 2013, when he ran for more than 1,500 yards and recorded more than 500 receiving yards. He led the Yellow Jackets in rushing yards in both his sophomore and junior seasons.

He also participated on a conference champion 4x200 relay team in 2011, with track and field.

DeSanti graduated from Merino High School (Colo.) in 2010 where he earned four varsity letters in both football and track and field. DeSanti helped the Rams to state titles in 2007 and 2009.

As a full time athletics staff member, DeSanti coordinates game operations at CSC's home athletic events for all sports.

CLINT SASSE

Assistant Coach / Linebackers | Second Year



2020 - Former Eagle football alum Clint Sasse joined the CSC coaching staff as an assistant coach in April 2019. Sasse coordinates special teams for the Eagles and has linebacker coaching responsibilities as well. In addition, he helps in the equipment room.

Sasse came to Chadron State following a brief stint at Montana Tech, where he was hired earlier in 2019 as a full-time defensive line coach and assistant special teams coordinator, recruiting Boise and the Montana Hi-Line area.

Prior to Tech, Sasse was head football coach for two seasons at Lee Williams High in Kingman, Arizona, where he was head coach for two years and defensive coordinator for one. He also taught weightlifting and physical education classes and coordinated intramurals.

Sasse was also the coaching assistant responsible for defensive backs at Chadron State while obtaining his graduate degree in 2014 and 2015. Under his watch cornerback Jordan Jones led the Rocky Mountain Athletic Conference in pass breakups as a sophomore in 2014, sophomore safety Ryan Wood made All-RMAC First Team, senior cornerback Lane Haller made Second Team, and junior safety Cole Montgomery garnered honorable mention. In 2015 Montgomery and Wood received honorable mention.

As a linebacker for the Eagles from 2009 to 2013, Sasse played in 37 games, starting 16, as CSC compiled a 31-14 record and made the 2012 NCAA Division II Playoffs.

Sasse is a native of Martin, South Dakota, and is married to another prominent CSC athletics figure, the former Kelsy Wood. A native of Hemingford, Wood was a two-time All-American in the heptathlon and 4x400 relays for CSC track and field in 2016.



LANE JERSILD

Coaching Assistant / Tight Ends
1st Year
Alma Mater: Chadron State (2019)

2020 - Lane Jersild will be a first-year coaching assistant for Chadron State in 2020, with the responsibility of tight ends.

Jersild recently graduated from CSC, where he participated on special teams in 29 games for the Eagles. He played for his father, Craig Jersild's, special teams units as the primary holder on placekicks for three seasons.

Jersild, who majored in health and physical education, is a Chadron native. He was a four-time RMAC academic honor roll member.



CHRIS JONES

Coaching Assistant / Runningbacks
3rd Year
Alma Mater: Luther College (2012)

2020 - Chris Jones, from Spencer, Iowa, is now in his ninth year as a college football coach, and he works with the Eagles running back as he did at Iowa Western Community College from 2015-18. The Reivers went 11-1 with a bowl win in 2017. Prior to Iowa Western, Jones coached two seasons at NCAA D-1 University of Northern Iowa, where he was both an offensive assistant one season, and a defensive assistant in another. Jones played tight end at Luther College in Decorah, Iowa. He also participated in rugby.



MITCH COLLICOTT

Coaching Assistant / Defensive Line
3rd Year
Alma Mater: Chadron State (2018)

2020 - Mitch Collicott enters his third season as a coaching assistant for the defensive line, one year after he oversaw Kyle Temple finishing fourth in sacks in the Rocky Mountain Athletic Conference.

Before coaching, Collicott was a nose tackle for the Eagles, playing in all but one game from 2014 to 2017, and earning Second Team All-RMAC as a senior, in addition to an honorable mention nod as a junior.

The two-time All-Nebraska DII recipient hails from McCook, Neb.



RYAN WOOD

Coaching Assistant / Outside Linebackers
1st Year
Alma Mater: Chadron State (2017)

2020 - Ryan Wood begins a stint with the CSC coaching staff this fall, following his success in the International Arena Football League at Mexico City.

One of the finest defensive backs ever to play for the Eagles, Ryan leapt onto the CSC record books as the No. 6 tackler of all time. He had seven career interceptions and 18 pass breakups, three forced fumbles, and five fumble recoveries.

He was the 2013 Rocky Mountain Athletic Conference Defensive Freshman of the Year, before earning All-RMAC First Team honors in 2014 and honorable mention in 2015.



JAKE GEIL


Coaching Assistant / Offensive Line
2nd Year
Alma Mater: Chadron State (2018)

2020 - Jake Geil joined the CSC coaching staff in the spring of 2019, following his graduation in the fall of 2018.

His career on the offensive line began as a redshirt freshman in 2015, and he compiled nearly as many starts at either center or guard as any other player, with 40 starts over four years.

In 2018 he was picked to the Preseason All-RMAC Team, and followed with a postseason pick on the All-RMAC First Team as well as All-South Central Region from Don Hansen Gazette.

Geil is a native of Casper, Wyo.




DEANDRE BARTHWELL

Coaching Assistant / Defensive Backs
1st Year
Alma Mater: Chadron State (2019)

2020 - DeAndre Barthwell joins the Eagles football coaching staff in the fall of 2020 as a coaching assistant, after graduating from CSC with a degree in sports and recreation management

Barthwell held down a starting cornerback spot at CSC since he was a true freshman in 2015, playing in 39 games with 35 starts. His statistics include eight career interceptions and 116 total tackles, of which nearly 85 percent were solo.

In 2018, Barthwell received a nod as All-Nebraska Division II honorable mention, and as a senior in 2019 he was an All-RMAC selection as well as the team's Defensive Co-MVP.



DON WATT

Head Athletic Trainer
33rd Year
Alma Mater: Chadron State (1980)

Watt, now in his 33rd year at CSC, gives the CSC student-athletes excellent care, puts in many hours and manages a staff of up to a dozen student trainers. Don Watt, who officially has been the college's athletic trainer since the summer of 1994, has actually been involved with the Eagles much longer than that.

Watt was Chadron State's primary athletic trainer for five years while working on his bachelor's degree, which he received in 1980. The final game of the 1979 football season was declared Don Watt Day and the team presented him with a plaque, which read, "For service above and beyond the call of duty. With heartfelt thanks."

Don left CSC for one year to earn his master's degree from Central Missouri State University in 1981, then returned to CSC for one year for an internship so he could be certified as a trainer.

Watt began working as a full-fledged athletic trainer at Jenks, Okla., High School, which had 21 varsity sports and won 28 state championships during a seven-year span that he was there.

In 1993-94, he was the trainer at the University of Arkansas-Monticello. He liked it there, but when he was offered the opportunity to "come home" he quickly accepted it.

Recently, Watt was a recipient of the RMAC's 2019 Wayne Barger Athletic Trainer of the Year Award, a 2018 National Athletic Trainers Association Athletic Service Award, and was also named the 2016-17 George Sullivan Nebraska Trainer of the Year.

In recognition of his longstanding and meritorious service, Watt was inducted into the Chadron State College Athletics Hall of Fame in fall of 2015.

Don is a native of Upton, Wyo. His wife, the former Jana Epp, is a native of Hastings and also is a CSC graduate.

The Watts have two grown children, Danielle and Jeff. The Watts have two grown children, Danielle and Jeff. Danielle and her husband, Nate Dorshorst, have three daughters, Maci, Kyli and Halli.



DAVE COLLINS

Radio - KQSK Double Q Country
6th Year
Alma Mater: Colorado (2004)

Dave Collins is in his sixth season as the official radio voice of Chadron State athletics providing live play-by-play of Eagle football, basketball, volleyball and softball on Double Q Country.

A trusted voice for listeners over his 16-year broadcasting career in western Nebraska, Collins has brought over 300 Chadron State games to listeners since 2015 and serves as Sports Director for Eagle Communications stations based in Chadron.

Collins hosts the award-winning Jay Long Show during football season on Tuesday evenings and the Chadron State Sports Journal Wednesday evenings with a focus across the CSC athletics landscape and in-depth coverage with coaches, athletes and sports newsmakers.

Collins was honored with the 2017 Gold Award for Play-by-Play from the Nebraska Broadcasters Association among the 14 play-by-play awards he's earned in his career.

Collins married his wife Dr. Shaunda French-Collins in June 2017. She is an associate professor in the Communications department at CSC and a Department Chair. It was a perfect match as their first date was watching the Alabama-Clemson National Championship football game in 2016.

CSC broadcasts can be heard on 97.5 KQSK-FM, 105.9 KAAQ-FM and are streamed online along with a schedule of game broadcasts at pan-handlepost.com.

Follow along all season for scores, news and notes on CSC athletics with Dave on Twitter: @DMCbroadcasting.



97.5 - 105.9
KQSK KAAQ



The voice of the Ch



1 Elijah Myles

RB, Jr., 5-10, 200lbs
Hawthorne, Calif.

2019 Don Hansen Super Region 4 All-Region 3rd Team
2019 Omaha World-Herald All-Nebraska DII Offense
2019 RMAC All-Conference 2nd Team Offense
2019 RMAC All-Academic 1st Team Offense

2020: Facing uncertainty this fall, remained at home in Southern California but will remain on the team and will not lose a season of eligibility.

2019: Rushed for 1,077 yards on 200 carries, for a 5.4 yard-per-carry average ... career-high 193 yards on 28 carries with two touchdowns at home versus South Dakota Mines on Nov. 9 ... earned Second Team All-RMAC honors and RMAC First Team All-Academic ... also named to Don Hansen All-Region Third Team and All-Nebraska DII First Team.

2018: One of four true freshman to play in 2018 ... finished season with 475 yards rushing on 79 carries for a 6.0 yards per carry average

... added 30 yards receiving on two receptions ... scored four times including a 47-yard touchdown run at CSU-Pueblo on Sept. 8 ... season-high 94 yards on 10 carries versus New Mexico Highlands on Oct. 27.
High School: Attended in Leuzinger HS in California... Finished senior year with 987 yards and 19 touchdowns while being named League Offensive POY and First Team Pioneer League ... also competed in track and field.

Personal: Son of Barnisha Hill ... majoring in Exercise Science.



2 Bobby Peele

CB, Jr., 6-0, 190lbs
Fresno, Calif.

2020: Penciled into the lineup at cornerback, his ballhawk skills could turn up huge for the Eagles this season.

Before CSC: Played two seasons at Golden West College, where he leaped to second in school history for career interceptions with 12 over 19 games ... two-time all-conference selection and two-time Team MVP.

High School: All-conference defensive back at Edison High in Fresno, Calif.

Personal: Son of Robert Peele and Taunja Jones ... Psychology major.



5 Jeremiah Gutierrez

DB, Sr., 5-9, 180lbs
Long Beach, Calif.

2019 Omaha World-Herald All-Nebraska DII Honorable Mention

2020: Will play in and out of the box as an outside linebacker ... arrived to campus in October, just in time for season.

2019: Recorded stats in all 11 games, starting the last six at either cornerback or safety.

Before CSC: Primarily a kick and punt returner at Compton College in California, but also caught

passes, ran the ball, played defensive back, and punted occasionally

Personal: Son of Lekeyshe Turner



7 Ju'Wan Murphy

DB, Sr., 5-9, 170lbs
Sacramento, Calif.

2020: Arrived in Chadron in October, just in time for season ... making a move to cornerback where he played in 17 games and eight starts for Humboldt State.

2019: Made five tackles in opener and returned one kickoff ... unable to continue season after one game due to injury ... medical redshirt.

Before CSC: Redshirted and played three seasons at Humboldt State University before the HSU football program was discontinued ... one year of eligibility remaining ... played in all 10 games in 2018, starting seven at cornerback ... accounted for 36 total tackles ... 27 solo tackles were most of any HSU defensive back ... at Azusa Pacific Sept. 29, had five solo tackles, two interceptions, and returned a kickoff 85 yards for a touchdown ... conference champions in 2015.

High School: Played defensive back and wide receiver at Edison High in Fresno, California ... Division I section champions in 2014 ... also won sectional title on basketball team.

Personal: Parents are Wanda Murphy and Kejon Murphy ... brother is Kejon, Jr., who played in all 45 games and started 28 for Utah State from 2006-2009.



8 Montel Gladney

WR, Jr., 6-1, 185lbs
Flowood, Miss.

2020: Will come in and compete for starts at wide receiver immediately.

Before CSC: Had 48 catches for 391 yards and one touchdown at Northeast Mississippi Community College over two seasons.

High School: Played wide receiver at Northwest Rankin High in Mississippi where he set school records for receiving touchdowns ... earned all-region Second Team honors.

Personal: Son of Yolanda and Darrell Gladney ...

Brother Marshun has played basketball at East Central Community College, Mississippi University for Women (coed), and Rust College.



9 Ethan Fray

WR, Sr., 5-10, 170lbs
Denver, Colo.

2020: Should be included in the two deep at wide receiver this year.

2019: As a true freshman, made the travel squad and caught eight balls for 53 yards ... also returned two kickoffs and one punt.

High School: 27 receptions in 2018 for 485 yards and five touchdowns at Rangeview High in Colorado ... received all-conference honors twice ... also competed in track and field, receiving All-State as a senior in 2019.

Personal: Son of Jameka Spencer and Frantz Fray ... siblings are Nasir, Saniah, Aniya, and Jalen.



10 Isaiah Meyers

DB, R-Fr., 6-0, 183lbs
Loveland, Colo.

2020: Banged up to start the season but has tremendous upside at safety down the road.

2019: Redshirt season.

High School: 33 tackles, 5 interceptions, and 12 pass breakups for Loveland High in Colorado as a senior in 2018, earning 4A First Team All-State ... team won 2018 state championship ... two-time all-conference, two-time conference Special Teams Player of the Year ... also competed in

track and field.

Personal: Son of Shawn and Maggie Nash ... siblings are Andrew and Allie Nash.



11 Jahani Wright

WR, R-Fr., 5-10, 170lbs
Miami, Fla.

2018 Scout Team Offensive Player of the Year

2020: Rare third-year freshman will once again receive a free year of eligibility due to COVID-19, but will finally have a chance to show off his potential in this abbreviated season.

2019: Tragically injured in the fourth quarter of the opener at Black Hills State after catching a 42-yard pass in the third ... finished game with 4 catches for 56 yards ... medical redshirt.

2018: Redshirt season ... Earned team's Scout Offensive MVP.

High School: Finished senior year at Champagnat Catholic HS with 16 receptions for 312 yards and 7 touchdowns ... team won 2017 Florida 2A state title ... participated in Private vs Public All-Star Game ... also competed in track and field.

Personal: Son of Madeline Brighton ... brother, Tevon Wright, was an all-time great Eagles receiver.



12 Tyler Hyland

QB, Jr., 6-2, 190lbs
Fort Collins, Colo.

2019 RMAC Academic Honor Roll

2020: Veteran reserve quarterback ready to step in if called upon.

2019: Saw action in five games, mostly in late-game scenarios.

2018: Saw first playing time late in the Eagles' 45-8 season-opening win over Black Hills State ... 0-for-1 passing.

2017: Redshirt season.

High School: Three-year starter at QB for Rocky Mountain High in Colorado ... two-time captain and won

team's Leadership Award in 2016 as a senior ... all-conference honors in 2016.

Personal: Son of Dana and Kevin Hyland ... siblings are Brittany and Samantha ... business administration major



13 Javian Byrd

DB, So., 6-0, 190lbs
Aurora, Colo.

2020: Will be one of the top contenders for playing time at cornerback.

Before CSC: Redshirted at CSU-Pueblo in 2017 ... Played freshman season at Golden West Community College in 2019, when he accumulated 38 tackles and four breakups, earning his conference's All-Academic First Team honors.

High School: Recorded 4,173 passing yards, 503 rushing yards, eight rushing touchdowns on offense ... On the other side of the ball Byrd made 30 tackles, one interception and forced two fumbles with four pass breakups ...

three time all-conference selection.

Personal: Son of John and Jennifer Byrd...Brother to Jaylen, Jenness, and Ty ... majoring in communications ... brother Jaylen attends Montbello High in Denver.



14 Dalton Holst

QB, Sr., 6-3, 200lbs
Gillette, Wyo.

2019 Don Hansen Super Region 4 All-Region 2nd Team

2019 Omaha World-Herald All-Nebraska DII Team- Offensive Captain

2019 Harlon Hill Nominee

2019 All-RMAC 2nd Team Offense

2019 RMAC All-Academic First Team Offense

2018 Omaha World-Herald All-Nebraska DII First Team

2018 RMAC Academic Honor Roll

2020: Fifth-year senior ready to lead the Eagles offense to new heights

2019: Became the school single-season record holder for both passing yards and passing touchdowns, throwing for 3,119 yards and 33 scores ...

Both numbers were the best in Super Region 4 and top-10 figures nationally in the regular season ... nominated for Harlon Hill Trophy

2018: Passed for 2,603 yards, 22 touchdowns and only seven interceptions

in 10 games ... finished season with highest career per-game passing average in CSC history (235.2 ypg).

2017: Finished with 200 completions on 381 attempts, while throwing for 2337 yards and 14 touchdowns

2016: Took a redshirt in his first season.

High School: Led team to 2015 state title game ... 2015 Casper Star-Tribune Offensive Player of the Year ...

Broke state passing yardage record by more than 800 yards

Personal: Parents are Mitch and Nancy ... siblings are Taylor and Jacey ... Social Sciences major.



15 Chad Mikelson

WR, Jr., 6-2, 185lbs
Julesberg, Colo.

RMAC Academic Honor Roll (2019)

2020: Time for Mikelson to have a breakout year after graduation of three great seniors ... one of the team's top targets when healthy.

2019: Caught 11 passes for 124 yards and a score ... season high 46 yards on three catches and a score versus UT-Permian Basin at home on Oct. 19 ... made RMAC Academic honor roll.

2018: Received starts in first five games of season as a freshman ... season-high 10 catches for 147 yards and a touchdown in season finale at Colorado School of Mines.

2017: Redshirt season.

High School: 2016 CO Class A Eight-Man Player of the Year at Julesberg Senior High ...

Two-time All-State and All-Conference selection, as team won state titles both his junior and senior years.

Personal: Son of Rick and Barb Mikelson ... siblings are Corey and Cassie Mikelson.



16 Trevon Wehrman

QB, R-Fr., 5-9, 168lbs
Kersey, Colo.

2020: Small-school diamond-in-the-rough will serve as one of a few promising options to back up senior Dalton Holst.

2019: Redshirt season.

High School: Twice named to the Colorado 2A All-State First Team ... played in CHSAA All-State Game ... carried 4.11 GPA in high school ... helped Platte Valley High to Colorado 2A state title game, going undefeated until state finals ... also participated in basketball and track and field.

Personal: Son of Ryan and Amy Wehrman ... sister is Abbey Wehrman.



17 Cole Condon

LB, R-Fr., 5-9, 190lbs
Temecula, Calif.

2020: Condon will get reps at safety following a successful freshman season.

2019: Started all 11 games at "field backer", which lines up outside the tackles, after showing some mobility in the spring ... 34 tackles, three pass breakups, and two interceptions, plus 2.5 tackles in the backfield as a freshman ... returned one of his picks 88 yards for a score at New Mexico Highlands.

2018: Redshirt season.

High school: Had 30 tackles and two interceptions as a senior at Great Oaks HS in California.

Personal: Son of Todd and Erica Condon ... sister is Olivia.



18 Garrett Wilson

DB, R-Fr., 6-2, 200lbs
Mequon, Wis.

2020: Reserve defensive back begins the season recovering from injury.

Before CSC: Initially signed with St. Cloud State, which shut down its football program after his redshirt season.

High School: First Team All-Conference honoree and two-time State Champion during his career at Homestead High in Wisconsin ... Wilson earned several major team awards, including

the Homestead Big Hitter Ward and the Homestead Be Mighty Award ... selected to play in the Wisconsin Coaches Association All-Star game.

Personal: Son of Brandon and Angie Wilson.



20 Armon Johnson

DB, So., 5-9, 160lbs
Prosper, Texas

2020: Johnson's experience as a true freshman will serve to bolster the defensive backfield.

2019: Made five starts and appeared in eight games as a true freshman after an early-season rash of injuries in the defensive backfield ... totaled 15 tackles, one fumble recovery, and one pass breakup ... season-high seven tackles versus South Dakota Mines at home on Nov. 9.

2018: Signed with University of Mary in the spring, but transferred to CSC after one semester.

High School: 2017 1st team all-district defensive back... recorded 70 tackles, two interceptions, and four pass

break ups as a senior... multi-sport athlete in high school competing track and football... Was named student of the month ... Helped his Prosper Eagles to a 10-3 record in 2017, for the school's first 10-win season since 2012 and the third round of the Texas 5A state playoffs ... team won district titles in 2016 and 2017.

Personal: Parents are Lecresha Spears-Johnson and Earl Johnson ... siblings are Earl, Jr., Eli, Aryiah, and Nisha.



21 Jonny Gonzalez

LB, Jr., 6-2, 190lbs
Hollister, Calif.

2020: Versatile and fast-closing cover safety will challenge for starting role immediately.
Before CSC: Started on both offense and defense at Monterey Peninsula College in California ... voted team's Most Dedicated Player ... led his conference in interceptions.
High School: Played both running back and linebacker at San Benito High in California ... All-star conference as a senior ... earned Second Team All-Conference honors.

Personal: Son of Saul and Karen Gonzalez ... siblings are Jayda, Joclyne, Josh and Jaxsin ... Criminal Justice major.



23 Harvey Reynolds

DB, So., 5-11, 175lbs
West Palm Beach, Fla.

2020: Working towards seeing more playing time in the defensive backfield.
2019: Played in all 11 games in some capacity, as a true freshman, whether in the defensive backfield or on special teams ... recorded three tackles.
High School: 7A All-Conference linebacker at Palm Beach Lakes High in Florida as a senior in 2018 ... Also named to the Palm Beach County All-Star Team ... Area 8A-6A honorable mention in 2017 ... also competed in track and field.

Personal: Parents are Tiffany Atkins and Harvey Reynolds, Sr ... siblings are Quee, Harmony, and Kash.



24 Christopher Busby

RB, So., 5-10, 180lbs
Scottsbluff, Neb.

2020: Brings talent to a loaded CSC backfield
2019: Studied at CSC while earning eligibility
High School: Carried for nearly 3,000 yards in two seasons, as a junior and senior ... averaged 8.4 yards per carry for his career ... scored 36 touchdowns ... 2018 Class B All-State First Team ... 2018 Class B 100 meter champion

Personal: Parents are Cassandra and Cornelio Busby ... siblings are Nate, CJ, and Jasmine ...

majoring in finance ... originally from Southern California



25 Cole Thurness

WR, Sr., 6-0, 210lbs
Rapid City, S.D.

2019 Omaha World-Herald All-Nebraska DII Offense
2019 Team MVP
2019 RMAC All-Conference 2nd Team Offense, 2nd Team Special Teams
2018 Team MVP
2018 Special Teams MVP
2018 Omaha World-Herald All-Nebraska DII First Team
2016 Scout Team Defensive Player of the Year
2020: Primed to continue his offensive and special teams production
2019: Thrived with quarterback Dalton Holst under center and senior receiver Tevon Wright drawing coverage ... finished No. 2 in the RMAC, behind only Wright, with 65 pass receptions
2018: Started three games and appeared in all 10 ... led team in receiving with 701 yards and seven touchdowns

2017: Moved from the secondary to receiver...finished season with 13 receptions for 142 yards
2016: Redshirt season.

High School: 2014 Honorable Mention All-State ... 2015 1st Team All-State DB ... 2x Black Hills All-Conference DB ... South Dakota Class A track and field champion with both the 4x100 relay and 4x200 relays

Personal: Parents are Shelly and Brent Thurness ... brother Chase also plays for the Eagles, competing as long-snapper ... Criminal Justice major.



26 Brendan Brehmer

DB, So., 6-0, 185lbs
Alliance, Neb.

2020: Will contend for a starting spot and playing time once he is cleared to return to play.
2019: Offseason injury kept him out first two weeks, and he received two starts before going back on injured reserve for remainder of season.
2018: Played in all 10 games as a redshirt freshman, making significant contributions both at safety and on special teams ... season-high 11 tackles versus N.M. Highlands Oct. 27.
2017: Trained as a defensive back his redshirt season.
High School: Three-sport athlete for Alliance High ... All-State First Team defensive back in 2015 ... 3x Husker-

landPreps All-State Honorable Mention and 3x All-Conference ... 2017 West Nebraska All-Star Football Game participant ... 2x Academic All-State ... 3x state qualifier, track and field (hurdles/relays) ... also played basketball.

Personal: Son of Scott and Melanie Sterkel, and Dan and Ashley Brehmer ... siblings Bristol Sterkel and Freddie Brehmer.



29 Jaxon King

LB, Jr., 6-2, 215lbs
Fleming, Colo.

2x RMAC Academic honor roll (2018, 2019)
2020: Will be worked into the rotation at outside linebacker.
2019: Recovered from preseason injury and made six game appearances ... recorded three tackles in last two weeks of season.
2018: Did not record an appearance.
2017: Redshirt season.
High School: Two-time All-State and three-time all-conference honors at Fleming High in Colorado, playing quarterback and linebacker ... 2016 Player of the League ... selected to the six-man All-State game and the CHSCA All-

State Game ... led team to an undefeated regular season and an appearance in the state semifinals ... 2015 1A Basketball Player of the Year ... also played baseball.

Personal: Son of John and Denise King ... siblings are Michelle Gorman and Taylor King ... sister Taylor played collegiate volleyball at North Platte CC. and Sterling College



30 Travis Wilson

LB, Sr., 6-1, 220lbs
Fresno, Calif.

2019 Omaha World-Herald All-Nebraska DII Defense
2020: Senior Travis Wilson is slightly leaner and will lead the defense from his new position at outside linebacker.
2019: Led the RMAC in total tackles with 124 on the year, becoming the first CSC player to do so since Kevin Homer in 1997 ... included in his total were 13.0 tackles for loss and 3.0 sacks ... added one forced fumble, which was a game changer versus South Dakota Mines ... also had a career high 20 tackles versus the Hardrockers ... All-Nebraska DII First Team.
2018: Emerged as a major contributor at outside linebacker ... played in all 10 games, starting three ... recorded 48 tackles including 6.5 tackles for loss and 1.5 sacks ... had game-winning fumble recovery at CSC one-yard line with three seconds remaining to secure a win at South Dakota Mines.
2017: Took a redshirt season while training at linebacker.

Before CSC: Recorded 16 total tackles, 1.5 tackles for loss, one fumble recovery and a blocked kick his true freshman season at Fresno City College.

High School: Participated in 20 tackles in one game while playing for Sunnyside High School his senior year in 2015.

Personal: Son of Thomas and Kerry Wilson ... brothers are Tommy and Tanner ... Special Education major.



32 Tayven Bray

DL, Jr., 6-2, 250lbs
Highlands Ranch, Colo.

2020: May seek to use a redshirt year since he did not use it in 2018.
2019: Played in all 11 games, recording 26 tackles and 1.5 tackles for loss ... matched career high nine tackles versus Colorado Mesa and had an assisted sack at New Mexico Highlands.
2018: One of only three true freshman to see playing time in the class of 2018, starting 7 of 10 games at defensive tackle ... recorded 20 total tackles including one-half tackle for loss.

High School: Attended Thunder Ridge High in Highlands Ranch...Attended the US Army National Combine and was Second Team All-Conference as a junior.

Personal: Son of Andrea and Travis Bray ... brother Devin Bray.



33 Ali Musa

WR, So., 6-0, 176lbs
San Diego, Calif.

2020: Steadily gaining responsibilities as a receiver and returner.
2019: Reserve return specialist - redshirted.
2018: Played on special teams as a true freshman ... returned four punts for 19 yards and four kick-offs for 57 yards ... recorded five tackles.
High School: Played wide receiver, cornerback and returned kicks and punts at Crawford High in San Diego ... named All-Star Game MVP ... also competed in soccer and track and field.

Personal: Parents are Osman and Mohammed.



34 Jalen Starks

RB, Jr., 6-0, 245lbs
Van Nuys, Calif.

2020: Brings a new look to the CSC backfield, in addition to big-game experience ... bruising runner will be difficult to bring down on first contact.
Before CSC: Played two seasons at UCLA ... As a Bruin, he was the largest back on the roster and goal-line back picking up 213 yards on 61 carries with four scores in 14 games. He added 66 more yards receiving on three catches, including a 50-yarder against Memphis.
High School: Attended Crespi High in the Encino area of Los Angeles ... nationally recruited as a fullback ... ran for 897 yards and 11 scores as a junior.
Personal: Son of Tony Starks, Sr. and Brandy Nunce ... brother is Tony, Jr., and sister is Tonaiya ... born in Chicago.



36 Parker Dillan

P, So., 6-0, 185lbs
Imperial, Neb.

2020: Figures to assume punting duties immediately.
Before CSC: Played one season at South Dakota Mines ... averaged over 40 yards per punt on five attempts, with three inside the opponent's 20 yard line ... season long was 49 yards.
High School: Played wide receiver, defensive back, and punted at Chase County High in Imperial, Nebraska ... earned All-State honorable mention

and played in all-star game.

Personal: Son of Brad and Terri Dillan ... siblings are Hunter, Kamrie, Chloe, and Cooper ... Education major.



37 Skyler Finley

DB, Jr., 6-2, 200lbs
Corona, Calif.

2020: Competing for playing time at safety
Before CSC: Spent two seasons at Santa Ana College, where he recorded 51 tackles, four TFL, two forced fumbles and three fumble recoveries as a sophomore in 2018 ... spent spring semester 2019 at Morehead State University
High School: Honor Roll student at Santiago High in California ... also ran sprints for track and field team

Personal: Parents are Gene and Jennifer Finley ... siblings are Sabrina and Hunter ... majoring in Chemistry



38 Ethan Zimmerman

DB, So., 6-4, 175lbs
Apache Junction, Ariz.

2020: Will be one of the top options at cornerback this season, possessing the size and strength to overpower smaller receivers ... also remains an option at punter.
2019: Served primarily as an emergency punter booting 20 kicks for 676 yards ... played defensive back against UT-Permian Basin, recording five tackles and one forced fumble ... eight total appearances.
2018: Redshirt season.

High School: Attended Apache Junction in Arizona...

Named First Team All-State, All-Region Player of the Year and All-Region Defensive Player of the Year.

Personal: Son of Nick Zimmerman and Leslie Lahner ... siblings are Juliet, Violet, Connor, and Alexis.



39 Drake Holdren

K, R-Fr., 6-0, 185lbs
Greeley, Colo.

2020: Figures to at least share, if not assume completely, the kicking duties this season.
2019: Redshirt season.
High School: Scored 51 points on 39 PATs and four field goals as a senior at Greeley West, the Northern League co-champion and state quarterfinalist ... season long field goal of 43 yards ... named to Academic All-State list.
Personal: Parents are John and Jennifer Holdren ... has one sister Olivia.



40 Jake Lemmon

LB, R-Fr., 6-0, 172lbs
Chadron, Neb.

2020: Developing talent at outside linebacker.
2019: Redshirted his freshman season.
High School: 2018 All-Class C-1 Honorable Mention, all-district, and all-conference athlete for Chadron High ... selected to participate in 2019 West Nebraska All-Star game ... also competed in wrestling and track and field.
Personal: Parents are Joe and Terri Lemmon ... has one sister, Shalee Lemmon.



41 Joey Geil

LB, So., 6-1, 225lbs
Casper, Wyo.

2020: Will be featured in the rotation at middle linebacker.
2019: Showed talent on defense and special teams while recording 11 tackles, three for loss, and two sacks ... one quarterback hurry.
2018: Stood out on Scout Team while redshirting.
High School: Attended Kelly Walsh HS... Recorded 104 tackles with 11 TFL as a senior in 2017 to earn First Team All-State as a Linebacker

and Tight-end.

Personal: Son of Dave Geil and Ari Staffileno ... Has three siblings named Jake, Tommy and Teo ... Jake is a former All-RMAC and All-Region offensive lineman and also a former coaching assistant.



42 Jeremiah Makahununi LB, Jr., 6-1, 210lbs
Sioux Falls, S.D.

2020: Top newcomer at inside linebacker should make an impact immediately.

Before CSC: Played three seasons at St. Cloud State University in Minnesota before the school dropped its football program late in 2019 ... In 21 games as a defense and special teams player, totaled 46 tackles ... added three tackles for loss, three pass breakups, two sacks and two forced fumbles ... redshirt season in 2017.

High School: Played football, wrestled and competed in track and field at Tea Area High in Sioux Falls, South Dakota ... became program's all-time leading tackler ... senior Homecoming King
Personal: Parents are Houma and Lisa Makahununi ... siblings are Sarah, Rachel, Dan, and Josh.



43 DJ Stephen LB, So., 6-0, 210lbs
Valentine, Neb.

RMAC Academic Honor Roll (2019)

2020: Returns with several games of experience under his belt to add depth at inside linebacker.

2019: Played in eight games, whether on defense or special teams ... recorded a half tackle-for-loss on Sept. 14 versus CSU-Pueblo.

2018: Redshirt season.

High School: Recorded 101 tackles as a senior at Valentine HS...Named First Team All-State...2016

and 2017 State Champion Wrestler.

Personal: Son of Matt and Tonya Stephen.



45 Colt Foster TE, Sr., 6-3, 225lbs
Hemingford, Neb.

2019 RMAC Academic Honor Roll

2018 RMAC Academic Honor Roll

2017 Omaha World Herald All-Midlands First Team

2017 Don Hansen's Gazette Second Team All-Region

2017 Second Team All-RMAC

2017 RMAC Academic Honor Roll

2020: Looks to return to his success as a sophomore at tight end

2019: Recovered from injury and caught six passes for 84 yards

2018: Injured on his first play in the season opener

2017: Started six games for the Eagles...caught 42 passes for 561 yards and four touchdowns...led all RMAC tight ends in receiving yards

2016: Foster stood out from a deep group of tight ends to catch 22 balls for 189 yards and one score ... also played on special teams

2015: Redshirted his freshman season

High School: Prepped at Hemingford High School in Nebraska, where his eight-man team won the state title in 2014, going 13-0 ... Honorary Captain of All-State Team, 2014, after getting 129 tackles and 34.0 tackles for loss on the season at linebacker ... Played in three different state All-Star games his senior year

Personal: Son of Leeann Bruns and Wade Foster ... sister is Brooke Long ... business major



46 Dan Dunbar LB, R-Fr., 5-9, 200lbs
Chadron, Neb.

2020: Reserve outside linebacker providing valuable depth.

2019: Redshirt season.

High School: All-State honorable mention, All-District, and All-Western Conference linebacker at Chadron High ... also played baseball and basketball.

Personal: Parents are Brett and Shelley Dunbar ... siblings are Dana, Dawn, and Dawson.



47 Braden Sandersfeld DB, R-Fr., 5-8, 140lbs
Limon, Colo.

2020: Versatile athlete in development

2019: Redshirt season

High School: Won a Colorado 1A state title with Limon High and earned First Team All-State and all-conference honors ... also earned all-conference in 2017 ... competed in football, basketball, baseball, and track and field.

Personal: Son of Rick and Patty Sandersfeld ... siblings are Brienne, Justine, and Travis.



48 McKade Smith DB, So., 6-5, 195lbs
Hershey, Neb.

2020: Makes a switch to defense, where he will try to develop his cornerback skills

2019: Did not appear in any games

2018: Redshirted

High School: Attended Hershey High School...

Finished 2017 with 42 tackles and 5 interceptions...Honorable Mention All-State

Personal: Son of Ryan and Julie Smith



49 Willie Manuel, III DB, R-Fr., 5-9, 175lbs
Mobile, Ala.

2020: Manuel will continue to specialize in the dime package where he plays a hybrid defensive back/linebacker.

2019: Redshirt season while earning athletic eligibility.

High School: Played dimeback and returned kicks at Davidson High in Mobile, Alabama.

Personal: Son of Lashonda Taylor ... has one sibling, Tamar ... majoring in Health and Exercise

Science.



50 Bryant Wilson LB, Jr., 6-0, 205lbs
Alliance, Neb.

2019 RMAC Academic honor roll

2018 RMAC Academic honor roll

2020: A leaner Wilson will make for a speedy alternative at outside linebacker to another Wilson, senior Travis (no relation).

2019: Appeared in every game for the Eagles and excelled in return coverage ... eight total tackles on the year.

2018: Appeared on special teams in nine games ... blocked two kicks.

2017: Redshirt season.

High School: All-state honorable mention and All-

District in 2016 for Alliance High ... participated in 2017 East-West All-Star Game ... two-time state bronze medal winner in wrestling ... lead runner on the school record 4x100 relay team in track and field.

Personal: Son of Bryan and Debbie Wilson ...siblings are Julia and Braydon ... nickname is "Buster".



57 Zane Hamilton

LB, So., 6-0, 182lbs
Lakeside, Neb.

2019 Scout Team Co-Defensive MVP

2020: Provides valuable depth at outside line-backer.

2019: Redshirt season and earned the Co-Defensive MVP award on scout team duty.

High School: Attended Gordon-Rushville High School where he was a two-time All-Western Trails Conference lineman in 2016 and 2017 ... also lettered four years on the wrestling team ... ran track and was a conference champ in the

4x400, and fourth at districts.

Personal: Son of Laura and Scott Berndt ... siblings are Nolan, Tucker, Colton, Levi, Sevanna, and Toby.



58 Noah Kerchal

LB, Jr., 6-3, 220lbs
Benkelman, Neb.

2019 Omaha World-Herald All-Nebraska DII Honorable Mention

2020: Has the size to play inside linebacker and will utilize his speed at outside.

2019: Had a breakout season recording 74 tackles, 13.0 tackles for loss, 5.5 sacks ... added two fumble recoveries and two quarterback hurries

2018: Made travel squad and participated in six games
2017: Redshirt season.

High School: Three-time All-State honorable mention and three-time First Team All-District selection at Dundy County-Stratton High ... selected to Shrine Bowl of Nebraska as well as Sertoma Bowl ... Holds career tackle record at DCSHS ... National Honor Society member ... also played basketball.

Personal: Son of Craig and Connie Kerchal ... siblings are Colton and Jack Kerchal.



61 Michael DeCamillis

C, So., 6-3, 260lbs
Broomfield, Colo.

RMAC All-Academic First Team Offense

2020: Valuable returning starter on the offensive line ... penciled in at center once again.

2019: Played in nine games, starting seven at center, as CSC was once again one of the top teams in the conference protecting the quarterback ... blocked for second-best offense in the league ... Eagles went 5-2 while DeCamillis started on the offensive line.

2018: Redshirted and provided leadership on Scout Team.

High School: Attended Broomfield HS where he was a First Team All-Stater in Colorado 4A in 2017 ... one of the top eight heavyweight wrestlers in the 5A state tournament ... also threw shot put.

Personal: Son of Pat and Dani DeCamillis ... has siblings A.J., Joey, and Annmarie.



63 Dillon Woods

OL, R-Fr., 6-1, 290lbs
Rapid City, S.D.

2020: Shuffled over to the offensive side of the ball, Woods will develop as an interior lineman
2019: Redshirt defensive lineman

High School: Helped St. Thomas More High in Rapid City to a 5-1 region record and a playoff berth on the offensive line as a senior in 2018 ... team was ranked #29 in the state by MaxPreps.com ... Named First Team All-Conference ... participated in SD High School All-Star Game ...

Academic All-State

Personal: Son of James and Cyndi Woods ... sister named Megan



66 Javier Zamora

OL, R-Fr., 6-0, 284lbs
Limon, Colo.

2020: Will move to the offensive line and develop there this season.

2019: Redshirt season.

High School: Helped Limon to the Colorado 1A state title as a kicker, center, and defensive tackle ... named First Team All-State and Union Pacific Player of the Year as a senior ... junior year, he was selected to the Second Team All-State and was the Lineman of the Year ... participated in All-State game ... also competed in basketball, baseball, and track and field.

Personal: Parents are Nayeli Isenbart and Alfredo Zamora.



67 Trent Grizzle

OL, So., 6-3, 275lbs
Fairbury, Neb.

RMAC Academic Honor Roll (2019)

2020: Has a spot in the two-deep at right guard.

2019: Appeared in game against Adams State.

2018: Offensive Line redshirt season.

High School: First Team All-State lineman at Fairbury HS...Recorded 27 pancake blocks.

Personal: Son of Stephen and Gina Grizzle ... has two brothers, Chase and Zane ... Chase played basketball at Morningside College.



68 Austin Rapp

OG, Jr., 6-2, 294lbs
Mouille, Iowa.

2x RMAC Academic Honor Roll (2018, 2019)

2020: A fixture on the CSC O-line for at least two more seasons.

2019: CSC was once again one of the top teams in the conference protecting the quarterback ... blocked for second-best offense in the league ... three CSC running backs averaged at least five yards per carry behind Rapp's blocking at left guard.

2018: Started all 10 games at left guard, helping the Eagles to finish in the top three in the Rocky Mountain Athletic Conference for fewest sacks allowed, for the sixth consecutive season ... CSC offense in 2018 gained the fourth-most yards per game in program history, and its average yards per rushing attempt was seventh-best all-time.

2017: Redshirt season.

High School: 2016 All-State OL honors at Woodbury Central High in Iowa ... Two-time all-district and 2014 all-district honorable mention ... four-time academic all-district.

Personal: Son of Jared and Jill Rapp.



69 Richard Harris

DL, R-Fr., 6-5, 325lbs
Glenrock, Wyo.

2020: Flips to the defensive side of the ball ... one of the largest defensive tackles could be in the mix for playing time.

2019: Redshirt season while training with offensive line.

High School: All-State and Shrine Bowl All-Star Game participant at offensive and defensive line in 2018 ... all-conference in 2017 ... also competed in track and field, basketball, and weightlifting.

Personal: Son of Richard and Christine Harris ... sisters Monica, Samantha, and Naomi.



70 Tyler Gideon

DL, Jr., 6-6, 245lbs
Burwell, Neb.

2020: Making progress at defensive end.
2019: Moved to defensive line but received no game appearances.
2018: Did not appear in any games.
2017: Redshirt season.
High School: Burwell High team won the state championship in 2016 as Gideon was named All-State and Sertoma All-Star ... Two-time state wrestling champ at the 220-pound class and led his team to a state team title in 2016-17 ... also

participated in track and field.

Personal: Son of Jake and Jennifer Gideon ... siblings are Karissa, Alex, and Brookelyn.



72 Jake Norris

OG, Sr., 6-6, 300lbs
Fort Morgan, Colo.

2020 Allstate AFCA Good Works Team
2018 RMAC Academic Honor Roll
2017 RMAC Academic Honor Roll
2020: Has the starting right guard position locked down headed into the season.
2019: Started the opener and two more games at right guard ... played in all 11 games on special teams.
2018: Broke into the regular offensive line rotation and saw action in all 10 games ... blocked a PAT attempt in season opener versus Black Hills State.
2017: Appeared in three games.

2016: Redshirt season and added weight/strength.

High School: Two-time All-Conference honorable mention at Fort Morgan High in Colorado ... Three-year letterman ... served on Student Council.

Personal: Son of Boone and Holley Norris ... Siblings are Nick and Isabella ... brother Nick plays football at Northern Colorado ... majoring in Elementary Education.



73 Juan Estrada-Sanchez

OT, So., 6-5, 273lbs
Denver, Colo.

2018 Omaha World-Herald All-Nebraska Division II First Team
2019 Outlook: A seasoned playmaker who can take an even bigger step up as a senior
2018: Immediately started at safety for the Eagles, all 10 games ... third on the team with 89 tackles ... added an interception, three pass breakups, and a fumble recovery ... interception at Colorado Mesa was effectively a game-winner, as it stopped the final CMU drive in the end zone to upset the #14 Mavericks, 38-34 ... 2018 Omaha World-Herald All-Nebraska Division II First Team
Before CSC: Played at Santa Monica College, where as a sophomore he recorded 51 tackles – second best on the team, 4.5 tackles for a loss, one interception, and seven passes broken up – tied for best in conference

Personal: Parents are Bridget Bedd and Charles Fryar ... siblings

are Chris, Skylar, Rashon and Charles, Jr. ... father Charles and uncle Irving both competed in football collegiately at the University of Nebraska ... Charles Fryar started two seasons at cornerback for the Huskers ... Irving Fryar became an All-American wide receiver, was selected the No. 1 overall pick in the 1984 NFL Draft, and went on to play 17 seasons.



75 Alex Ross

OL, So., 6-2, 285lbs
Gardena, Calif.

2020: Moved to defensive end, became leaner, and will challenge to move into the defensive rotation at a deep and talented position.
2019: On roster with the offensive linemen and appeared in late-game situations against Black Hills State and Adams State at home.
2018: No appearances in games.
Before CSC: Attended McKendree University for one semester before transferring to CSC at semester break ... redshirt season as a tight end there in 2017.

High School: Had four catches for 30 yards as a senior at Leuzinger High School ... registered seven tackles for loss with five quarterback sacks as a senior for the Olympians ... was a first-team All-Conference selection as a tight end as a junior.

Personal: Son of Terri Ross ... siblings are Sydney and Madison.



77 Justin Calderon

OT, Sr., 6-4, 285lbs
Levittown, N.Y.

2019 Don Hansen Super Region 4 All-Region 3rd Team
2019 Omaha World-Herald All-Nebraska DII Offense
2019 All-RMAC 1st Team Offense
2020: Ready to hold down the edge of the line once more in this abbreviated season.
2019: Earned First Team All-RMAC honors as CSC was once again one of the top teams in the conference protecting the quarterback ... blocked for second-best offense in the league.
Before CSC: Helped Nassau Community College to a 13-7 record over two seasons, culminating in a win in his final game, the Red Grange Bowl. His offense averaged over 30 points per game, more than 350 yards per game, and more than 180 yards per game rushing ... 2018 NJCAA All-America honorable mention offensive

lineman.

High School: Helped MacArthur High in New York to a conference and sectional titles with a regional runner-up finish, playing at center and defensive tackle ... 2016 All-County Honorable Mention.

Personal: Son of Danielle and Larry Calderon ... physical education major.



78 Sam Cafferty

OL, So., 6-4, 275lbs
Kuna, Idaho

2020: Athletic guard with potential to crack two-deep this season.
2019: Ready to compete for playing time as a reserve offensive guard.
2018: Redshirt season as offensive lineman.
High School: Attended Kuna High in Idaho... Named First Team All-Conference and Second Team All-State as an offensive tackle.
Personal: Parents are Bob and Lori Cafferty ... siblings are Shane, Tara, Jess, Katie, and Jason.



79 Aksel Turk

OL, So., 6-7, 260lbs
Nesodden, Norway

2020: High-ceiling tackle prospect will be ready to step into action if called upon.
2019: Continued to develop as an O-line prospect and to provide depth in the trenches.
2018: Redshirt season.
High School: Played offensive tackle and Mercer Island HS...Named First Team All-League and all-state.

Personal: Parents are George Turk and Berit Pettersen ... siblings are Elizabeth, Eric, and Isabel ... born in Norway.



80 Chase Thurness

WR, Jr., 6-3, 205lbs
Rapid City, S.D.

2017 Scout Team Defensive Player of the Year
2020: Remains a long snapper primarily but switched position affiliations to offense ... training as an H-receiver behind his older brother Cole.
2019: Excelled on special teams as the team's long-snapper ... appeared in every game and recorded seven tackles.
2018: Traveled with team and played on special teams ... recorded five tackles.
2017: Redshirt season ... Scout Defensive MVP.

High School: 2016 First Team All-State and two-time all-conference at St. Thomas More High in South Dakota ... 2016 NUC Sports camp MVP ... also a highly touted long-snapper, rated 4 out of 5 stars by Kohl's kicking camps.

Personal: Son of Brent and Shelly Thurness ... siblings are Cole and Emma ... brother Cole led the team in receiving yards in 2018 ... ROTC cadet.



81 Jalon'e Rice

WR, R-Fr., 6-0, 200lbs
Aurora, Colo.

2020: Sizable target for the Eagles who could prove a valuable red zone option.

2019: Redshirt freshman season.

High School: Had 246 yards receiving on 15 receptions with four touchdowns for Overland High in Aurora in 2018, his senior year ... a career 1,069-yard receiver ... named Overland High's "Aurora Scholar" for his class ... also competed in basketball and track and field.

Personal: Son of Jamaar Rice ... siblings are

Nariah, Jamaar, Jr, and Jasie.



84 Baylor Hayes

TE, Sr., 6-3, 230lbs
Cheyenne, Wyo.

2017 RMAC Academic Honor Roll

2020: Prepares to take on a bigger role in 2020

2019: Played in all 11 games, mostly on special teams ... returned one punt and one kickoff and blocked one punt, by current teammate Parker Dillan, when South Dakota Mines visited Chadron in 2019.

2018: Played in all 10 games, catching seven passes for 83 yards.

2017: Appeared in season opener at Fort Lewis.

2016: Redshirt season.

High School: 2nd Team All-State and 2nd Team Wyoming Super 25 at Cheyenne East High in Wyoming ... 2015 Shrine Bowl participant.

Personal: Son of Amy and Scott Hayes ... siblings are Tatum and Camden.



85 Riley Hill

TE, So., 6-3, 218lbs
Greybull, Wyo.

RMAC Academic Honor Roll (2019)

2020: Makes a transition to tight end where his size and athleticism may pay future dividends, following in the steps of former Greybull and CSC star Calder Forcella.

2019: Was not called upon as a quarterback in 2019.

2018: Redshirt season.

High School: Attended Greybull High School...

Named First Team All-State after throwing for 1575 yards and 15 touchdowns...Casper Star Tribune Elite 25 Team Selection...2018 Wyoming Shrine Bowl Offensive MVP.

Personal: Son of Dusty and Missy Hill ... siblings are Brock and Briley Hill.



86 Tanner Patterson

TE, Jr., 6-2, 210lbs
Otis, Colo.

2x RMAC Academic honor roll (2018, 2019)

2020: Dealt from the defense to the offense last season, this extra year will benefit Patterson's development into the tight end position.

2019: Made an appearance against CSU-Pueblo at home on Sept. 14 ... did not record statistics.

2018: No game appearances.

2017: Redshirt season.

High School: Two-time All-State Second Team and three-time All-Conference at Otis High in Colorado ... played everywhere on the field ... also played basketball and baseball, and ran track and field.

Personal: Son of Collin and Michelle Patterson ... siblings are JR, Rachel, and Garret ... majoring in Accounting.



89 Karson Avila

TE, Jr., 6-1, 210lbs
Denver, Colo.

2020: One of the more veteran players at the position and should provide leadership in the position group and on the field if called upon.

2019: Continued to fill in as a reserve tight end on occasion, appearing again versus Black Hills State.

2018: Caught a 13-yard touchdown pass in third quarter of season opener against Black Hills State, filling in at tight end for injured starter Colt Foster ... also appeared in week three game against Fort Lewis.

2017: Trained with quarterbacks during redshirt season.

High School: School record holder for season and career

passing yardage ... 2015 Smoky Hill HS Offensive Player of the Year ... 2016 Team MVP.

Personal: Son of Erick and Christine Avila ... Siblings are Alia, Ariel, Kayla, Kourtney, and Aciano.



90 Emmitt Rosentrater

DL, Jr., 6-3, 240lbs
Paxton, Neb.

2x RMAC Academic honor roll (2018, 2019)

2020: Now a game-ready defensive end who should figure into the two-deep.

2019: Continued his development and added size in the weight room ... no game appearances.

2018: Did not play in any games.

2017: Redshirt season.

High School: All-District selection and Academic All-State at Paxton High.

Personal: Son of Mike and Paula Rosentrater ...

siblings are Hannah and Eben.



91 Brandon Hopkins

DE, Sr., 6-3, 300lbs
Green River, Wyo.

2020: Senior leader of a CSC defensive line that needs to make a statement this season.

2019: Played in all 11 games starting eight ... Of 17 total tackles credited, eight were for a total loss of 24 yards ... 1.5 were quarterback sacks ... two quarterback hurries.

2018: Tied for team lead with four quarterback hurries ... started at defensive tackle all 10 games and finished season with 24 tackles, 3.0 tackles for loss and 2.5 sacks.

2017: Saw action in five games...finished season with two tackles, one against Fort Lewis and one against Adams State.

2016: Redshirt season.

High School: 1st Team All-State ... 2013 & 2014 placed 3rd in Wrestling.

Personal: Parents are Jeanette Hatfield and Brad Hatfield ... Health and Physical Education major.



92 Kael Juelfs

DE, So., 5-10, 240lbs
Kingman, Ariz.

2019 RMAC Academic Honor Roll

2020: Begins the season as starter at defensive end.

2019: Recorded four tackles on October 5 at Western Colorado ... appeared in two other games.

2018: Redshirt season.

High School: Attended Lee Williams HS in Arizona...Named 2017 First Team All-State,

2017 Region Defensive Player of the Year and 2x First Team All-Region.

Coached by current CSC defensive coordinator Clint Sasse

Personal: Son of Joe and Kasie Juelfs ... siblings are Kade and Kohen



93 Kobe Whipple

DL, So., 6-1, 294lbs
Rapid City, S.D.

2020: Returned to action this fall and has an opportunity to grab a starting role.

2019: Received action in first three games.

2018: Redshirt D-lineman.

High School: Attended St. Thomas More... Named First Team All-State and two time Black Hills All-Conference

Personal: Mother is Tori Whipple ... brother is Kruz Whipple.



94 Reece Walno

DL, Jr., 6-2, 280lbs
Spearfish, S.D.

2020: Firmly in the two-deep as a defensive tackle/nose guard for the Eagles ... brings a ton of experience to a unit that is already fairly deep.

Before CSC: Appeared in 17 games on the defensive line at Minnesota Crookston, starting at defensive tackle as a sophomore before the school's football program was disbanded ... Walno notched 22 solo tackles and 18 assisted tackles over two seasons, with 1.5 tackles for loss.

High School: Played tight end and defensive end for Spearfish High School...Defensively, notched 32 tackles with one tackle for loss and two sacks as a senior ... added one fumble recovery ... earned All-Black Hills Conference honors as a Defensive End... Named to South Dakota All-Star Team.

Personal: Son of Wylie and Bonnie Walno ... Has one brother, Ryan ... Criminal Justice major.



95 Gabe Perkins

DL, So., 6-3, 230lbs
Aurora, Colo.

2020: Listed on two-deep in the defensive end position and will pick up valuable game reps in this abbreviated season.

2019: Made the travel squad as a true freshman and appeared in three games ... recorded one tackle versus CSU-Pueblo and had two half-sacks for six yards at Fort Lewis on Sept. 2.

High School: Cherokee Trail O-lineman follows former Eagles starter Matt Barden, who was also a Cougar

alum, to Chadron State, where he projects as a defensive end ... beat Barden's high school personal best discus throw in track and field to rank fourth all-time at CTHS.

Personal: Son of Charmerra Thompson ... siblings are Yarah and Evan Thompson.



96/76 Sam McKinley

TE/OT, Sr., 6-3, 285lbs
Colorado Springs, Colo.

2019 RMAC Academic Honor Roll

2018 RMAC Academic Honor Roll

2017 RMAC Academic Honor Roll

2016 Scout Team Offensive Player of the Year

2020: Versatile senior offensive lineman can play every position along the line and is ready to play immediately if needed

2019: Played in all 11 games as offensive lineman and special teamer

2018: Appeared in all 10 games primarily as backup guard behind senior Adam Fuselier ... got one start against Dixie State on Oct. 7

2017: Made appearances against Western State and Adams State

2016: Redshirt season at offensive line ... named the team's Scout Offensive MVP

High School: Three year starter at offensive line and defensive line for Rampart High in Colorado Springs ... 2015 all-league honorable mention ... 2014 1st team all-league

Personal: Parents are Ann and Kevin McKinley ... has siblings Zach, June, and Megan



97 Clancy Gines

DL, R-Fr., 6-3, 240lbs
Farson, Wyo.

2019 Scout Team Defensive MVP

2020: Will compete for a spot in the rotation in a deep pool of defensive frontmen.

2019: Redshirt season.

High School: 1,388 yards rushing as a senior in 2018 and 29 rushing TDs on offense ... Wyoming Six-Man Defensive Player of the Year and First Team All-State ... earned all-conference all- four years ... three-time All-Stater ... Wyoming-Nebraska Six-Man All-Star Game and CAN-AM Bowl partici-

pant ... team was state champ in 2019 and runner-up in 2017 & 2018 ... also participated in basketball and track and field, where he was the Wyoming 1A shot put champ in 2019.

Personal: Son of Nonie and Travis Gines ... sisters are Brystoll and Madi Gines ... Madi wrestles for Colorado Mesa University's new women's wrestling team.



99 Jordan Watt

DE, Jr., 6-2, 242lbs
Maricopa, Ariz.

2020: Hopes to see significant action on the defensive front.

2019: Missed season entirely due to health concerns.

2018: Appeared in two games and credited with three tackles.

Before CSC: Attended Scottsdale Community College...appeared in ten games...accounted for 28 tackles with nine tackles for loss, two sacks and one forced fumble...season high eight tackles and three tackles for loss against Mesa Community College.

Personal: From Maricopa, Ariz.



CHRISTIAN ANDERTON



CHARLES BEAUDRIE



CARSON BERGHUIS



TYLER CARPENTER



HUGO CASTILLO



JAKOB CHIRICO



JEYDON COX



TYLER GISH



MASON HAMILTON



XAVIER HARRELL



JEFFREY HUBBARD



RIVER JUAREZ



PETER KROHN



KADEN LAKIN



NICHOLAS LEMBKE



DALTON LUNKWITZ



ADAM LYNCH



KIEN MARTIN



KALEB MASKA



CALVIN MONTGOMERY



RIGGEN MYERS



JACOB NASALROAD



HUNTER O'CONNOR



ALBERTO PEREZ



CJ PICKREL



LYSLE TODD ROE, JR



CONNOR SCHWEND



DEAN SHAW



TREVON SMITH



SY SPITZ



CEDRICK STABBER



GRANT SWENSON



GAVIN THOMAS



KADEN LAKIN



THOMAS WATSON



DAX YERADI

CSC CHEER TEAM



Eagles in the Pros



DANNY WOODHEAD
 San Diego Chargers (2013-Present)
 New England Patriots (2010-2012)
 New York Jets (2008-10)



GARRETT GILKEY
 Cleveland Browns (2013-2014)
 Tampa Bay Buccaneers (2014-Present)



DON BEEBE
 Buffalo Bills (1989-1994)
 Carolina Panthers (1995)
 Green Bay Packers (1996-97)

NFL Draft Selections

Three CSC football players have been selected in the NFL Draft.

Year	Round	Pick	Team	Name, Pos.
1970	15th	389	Minnesota Vikings	Bennie Francis, OL
1989	3rd	82	Buffalo Bills	Don Beebe, WR
2013	7th	227	Cleveland Browns	Garrett Gilkey, OL

Eleven CSC football players have played in the NFL.

Years	Team(s)	Name, Pos.
1935	Chicago Bears	
1936-37	Chicago Cardinals	Dub Miller, OL
1970	Minnesota Vikings	Bennie Francis, OL
1979	Buffalo Bills	Terry Mastny, OL
1989-94	Buffalo Bills	
1995	Carolina Panthers	
1996-97	Green Bay Packers	Don Beebe, WR
1993-94	Washington Redskins	
1996	Houston Oilers	Guy Earle, OL
1995	Miami Dolphins	Joe Planansky, TE
1999	Pittsburgh Steelers	
2000	Carolina Panthers	Kevin Homer, LB
2002	New York Giants	Ryan Deterding, OL
2004	Kansas City Chiefs	Marvin Jackson, CB
2008-Pre.	New York Jets	
	New England Patriots	
	San Diego Chargers	Danny Woodhead, RB
2013-2014.	Cleveland Browns	
2014-Pre.	Tampa Bay Buccaneers	Garrett Gilkey, OL

Chadron State's All-Americans

FIRST TEAM ALL-AMERICANS



Dennis Fitzgerald
1974 All-American
(Defensive Back)



Robbie Klinetobe
2006 Consensus All-American
(Offensive Line)



Duane Fritz
1975 All-American
(Punter)



Danny Woodhead
2006-07 Consensus All-American
(Running Back)
2004 All-American
(Running Back)



Terry Mastny
1977 All-American
(Offensive Tackle)




Travis Atter
2009 All-American
(Kicker)
2008 All-American
(Kicker)



Dennis Hendricks
1982 All-American
(Offensive Guard)




Kevin Berg
2010 All-American
(Punter)
2009 All-American
(Punter)



David Jones
1990 Consensus All-American
(Running Back)



Kevin Lindholm
2012 Consensus All-American
(Linebacker)



Corey Anderson
1990 All-American
(Linebacker)



Trelan Taylor
2012 All-American
(Safety)



Joe Planansky
1993 All-American
(Tight End)



Garrett Gilkey
2012 All-American
(Offensive Tackle)



Kevin Homer
1998 Consensus All-American
(Linebacker)



Glen Clinton
2013 All-American
(Running Back)



Casey Beran
1999 Consensus All-American
(Defensive End)



Michael Lorenzo
2014 All-American
(Offensive Line)



Jess Clarke
1999 Consensus All-American
(Tight End)



Travis Romsa
2018 All-American
(Offensive Tackle)



Jeremy Eardley
2001 Consensus All-American
(Center)



Marvin Jackson
2002 Consensus All-American
(Cornerback)
2003 All-American
(Cornerback)

1ST AND 2ND TEAM ALL-AMERICANS

1958	Tom Blundell
1971	Mike Parks
1974	Dennis Fitzgerald
1975	Duane Fritz
1977	Ralph Gill
.....	Terry Mastny
1978	Terry Mastny
1982	Dennis Hendricks
1985	Duane Smith
1986	Dean Rickard
1989	Jay Masek
.....	David Jones
1990	Jay Masek
.....	David Jones
.....	Corey Anderson
.....	Bill Boness
1992	David McCartney
.....	Guy Earle
1993	Joe Planansky
1994	Joe Planansky
.....	Scott Doyle
1996	Dan Maciejczak
.....	Kevin Homer
1997	Kevin Homer
.....	Ryan Turman
1998	Kevin Homer
.....	Casey Beran
1999	Casey Beran
.....	Jess Clarke
2001	Jeremy Eardley
2002	Ryan Deterding
.....	Marvin Jackson
.....	Cody Beguin
2003	Marvin Jackson
2004	Danny Woodhead
.....	Layne Sievers
2005	Danny Woodhead
2006	Danny Woodhead
.....	Robbie Klinetobe
.....	Austin Bailey
.....	Josh Knouse
.....	Jared Lee
2007	Danny Woodhead
.....	John Strand
2008	Travis Atter
2009	Travis Atter
.....	Kevin Berg
2010	Kevin Berg
2012	Alex Ferdinand
.....	Kevin Lindholm
.....	Trelan Taylor
.....	Garrett Gilkey
2013	Glen Clinton
.....	Cody Roes
2014	Mike Lorenzo
2018	Travis Romsa

Chadron State's All-RMAC Selections

1991: First-team: Russ Anderson, linebacker, and Craig Kallhoff, offensive tackle. Second team: Steward Perez, quarterback; Bill Boness, offensive tackle; Todd Biggs, defensive back; Jay Rhoades, wide receiver.

1992: First-team: Joe Planansky, tight end; Guy Earle, offensive tackle; David McCartney, running back; Todd Biggs, defensive back. Second team: LeMoine Ferguson, defensive end; Chad Johnson, linebacker; Cody Gamble, defensive back.

1993: First-team: Joe Planansky, tight end; Cody Gamble, defensive back; Scott Dolfi, defensive end; Jason Funk, linebacker. Second-team: David McCartney, running back; Jason Sleep, running back; Bret Engdahl, offensive tackle; Chad Johnson, linebacker; Scott Doyle, placekicker.

1994: First-team: Joe Planansky, tight end; Corey Campbell, running back; Dan Maciejczak, center; Cody Gamble, safety; Scott Dolfi, defensive end; Scott Doyle, placekicker. Second-team: Chad Johnson, linebacker; Joe Juelfs, defensive end; Cory Brooks, wide receiver; Bret Engdahl, offensive tackle.

1995: First-team: Cory Brooks, wide receiver; Corey Campbell, running back; Guy Gilsdorf, linebacker; Joe Juelfs, defensive end; Dan Maciejczak, center; Ryan Smith, cornerback. Second-team: Bret Endahl, offensive tackle; Kevin Homer, linebacker; Jerry Kiekow, defensive tackle.

1996: First-team: Casey Beran, defensive end; Mike Fackrell, running back; Kevin Homer, linebacker; Ike Johnson, linebacker; Dan Maciejczak, center; Ryan Turman, defensive back. Second-team: Troy Theobald, wide receiver.

1997: First-team: Mike Brownfield, offensive guard; Nick Hoff, defensive end; Kevin Homer, linebacker; Shawn Popken, defensive tackle; Anthony Simmons, running back; Ryan Turman, safety. Second-team: Robert Johnson, tight end; Trevor Moon, quarterback; Kory Richardson, defensive tackle.

1998: First-team: Casey Beran, defensive end; Mike Brownfield, offensive guard; Kevin Homer, linebacker; Kory Richardson, defensive tackle; Brad Schulz, offensive tackle; Ryan Turman, safety. Second-team: Mike Fackrell, running back; Jay Long, center; Jeff Turman, linebacker.

1999: First-team: Casey Beran, defensive end (most valuable defensive player); Jason Barthel, defensive tackle; John Chancy, offensive tackle; Jess Clarke, tight end; Brian Pittman, defensive back; Anthony Simmons, running back. Second-team: Chris Evans, defensive end; Mike Fackrell, running back; Austin Forster, punt returner; Jonath Jackson, defensive back; Jay Long, center; Court Lutgen, linebacker; Brad Schulz, offensive tackle; Jeff Turman, linebacker; Aaron Turner, placekicker.

2000: First-team: Jason Barthel, defensive tackle; Jeremy Eardley, center; Chris Evans, defensive end; Austin Forster, running back; Marvin Jackson, cornerback; Jeff Japp, linebacker; Aaron Turner, placekicker; Rian Weber, tight end. Second-team: Ryan Deterding, offensive tackle,

CHADRON STATE'S RMAC RECORD

Year	Overall	Conf.	Finish
1991	5-5-1	3-3	3rd-5th Tie
1992	7-3	5-2	3rd
1993	6-5	2-5	6th
1994	9-2	5-2	3rd
1995	8-2	5-2	3rd
1996	10-2	7-1	1st Tie
1997	8-3	6-2	2nd-4th Tie
1998	9-3	7-1	1st Tie
1999	7-3	7-1	1st Tie
2000	8-3	7-1	2nd
2001	10-1	8-0	1st
2002	8-2	7-1	1st Tie
2003	8-2	6-2	2nd
2004	7-3	6-2	2nd Tie
2005	4-6	4-4	5th Tie
2006	12-1	8-0	1st
2007	12-1	8-0	1st
2008	11-2	9-0	1st
2009	7-4	6-3	3rd
2010	8-3	7-2	3rd
*2011	6-5	6-3	3rd
*2012	9-3	8-1	2nd
2013	8-3	7-2	2nd
2014	8-3	7-2	3rd
2015	5-6	4-5	5th
2016	3-8	3-7	9th
2017	6-5	6-4	4th
2018	7-3	7-3	T-3rd
2019	6-5	5-5	T-5th
Total	199-96	158-54	

*6 wins in 2011 and 9 wins and a playoff loss in 2012 were later vacated by the NCAA

PLAYERS OF THE YEAR

Mike Fackrell - Freshman of the Year, 1996
 Casey Beran - Defensive Player of the Year, 1999
 Matt Strand - Offensive Player of the Year, 2001
 Marvin Jackson - Defensive Player of the Year, 2002
 Cody Assmann - Freshman of the Year, 2003
 Danny Woodhead - Freshman of the Year, 2004
 Josh Knouse - Defensive Freshman of the Year, 2006
 Danny Woodhead - Offensive Player of the Year, 2005, 2006, 2007
 Joe McLain - Offensive Player of the Year, 2008
 Travis Atter - Special Teams Player of the Year, 2009
 Glen Clinton - Offensive Freshman of the Year, 2010
 Kevin Lindholm - Defensive Player of the Year, 2012
 Ryan Wood - Defensive Freshman of the Year, 2013

COACHES OF THE YEAR

Brad Smith - 1996, 1999, 2001
 Bill O'Boyle - 2006, 2007, 2008

Jeff Turman, linebacker.

2001: First-team: Ryan Deterding, offensive tackle; Jeremy Eardley, center; Cory Hegwer, defensive line; Marvin Jackson, cornerback; Ross Morris, linebacker; Matt Strand, quarterback (most valuable offensive player); Jeff Turman, linebacker. Second-team: Jason Barthel, defensive line; Matt Bjorum, offensive line; Scott Sterkel, safety.

2002: First-team: Cody Beguin and Max Lederhos, offensive line; Austin Forster, running back; Casey Haldeman, defensive end; Cory Hegwer, defensive tackle; Marvin Jackson, cornerback; Aric Lopez and Bill Teerlinck, linebackers; Michael Wahlstrom, wide receiver. Second-team: Mitch Barry, cornerback; Amos Davis, outside linebacker; Marvin Jackson, kick returner; Zac Jones, tight end; Layne Sievers, offensive line; Scott Sterkel, safety.

2003: First-team: Mitch Barry and Marvin Jackson, cornerbacks; Rob Evans, defensive tackle; Casey Haldeman, defensive end; Layne Sievers, offensive tackle. Second-team: Wylie Dempcy, center; Aust-in Forster, running back; Derek Hamilton, defensive tackle; Alex Tone, linebacker; Michael Wahlstrom, tight end.

2004: First-team: Bryce Flammang, wide receiver; Casey Haldeman, defensive end; Layne Sievers, offensive tackle; Danny Woodhead, running back. Second-team: Mitch Barry, cornerback; Shawn Eisenreich, quarterback; Ryan O'Dea, offensive guard.

2005: First-team: Danny Woodhead, running back (offensive player of the year); Ryan O'Dea, offensive line. Second-team: Robbie Klinetobe and Jared Lee, offensive line; Kalan Jones, outside linebacker; Cody Assmann, safety.

2006: First-team: Danny Woodhead, running back (offensive player of the year); Logan Stropko, receiver; Robbie Klinetobe, Jared Lee and Chase Olsen, offensive line; Josh Knouse, defensive tackle; Austin Bailey and Kalan Jones, linebackers; Paul Schweger, safety. Second-team: John Strand, offensive line; Cody Assmann, safety; Beau Wendling, cornerback; Micah Smith, punt returns.

2007: First Team: Danny Woodhead, running back, (offensive player of the year); Logan Stropko, tight end; Ben Puffer and John Strand, offensive line; Joe McLain, quarterback; Aaron Ide, defensive tackle; Austin Bailey, inside linebacker; Beau Wendling, cornerback; Paul Schweger, safety; Landon Ehlers, punt returner. Second Team: Josh Knouse, defensive tackle; Trevor Hyatt, safety.

2008: First Team: Joe McLain, quarterback (offensive player of the year); Isaac Stockton, inside receiver; Ben Puffer, offensive line; Chance Galey, offensive line; Shaine Odell, defensive line; Aaron Ide, defensive tackle; Austin Bailey, linebacker; Trevor Hyatt, safety; Craig Kaiser, safety; Maurice Threatts, kick returner. Second Team: Tim Hiett, offensive line; Brandon Harrington, wide receiver; Jared Koester, defensive end; Travis Atter, kicker.

Chadron State's All-RMAC Selections, cont'd

2009: First Team: Travis Atter, kicker (special teams player of the year); Brandon Harrington, wide receiver and kick returner; Isaac Stockton, inside receiver; Ben Puffer, offensive tackle; Cory Beran, defensive end; Duke Eardley, linebacker; Kevin Berg, punter. Second Team: Jeff Lyster, linebacker; Jed Herblan, cornerback. Third Team: Nick Milani, safety.

2010: First Team: Tim Hiatt and Garrett Gilkey, offensive line; Kevin Lindholm, linebacker; Jed Herblan, cornerback; Kevin Berg, safety and punter; Michael Ziola, kicker; Glen Clinton (offensive freshman of the year). Second Team: Glen Clinton, tailback; Sean McGowan, offensive line; Cory Beran, defensive line; James Belville, linebacker. Third Team: Keifer Burke, defensive line; Jed Herblan, punt returner.

2011: First Team: Tim Hiatt, offensive line; Kevin Lindholm, linebacker. Second Team: Sean McGowan, offensive line; Jan Karlos Medina, defensive line; Jeremy Sondrup, inside receiver. Third Team: Glen Clinton, tailback; Nathan Ross, wide receiver; Jake Blackburn, offensive line; Keifer Burke, defensive line; James Belville, linebacker; Phil Rivera, safety; Alex Ferdinand, kicker.

2012: First Team: Kevin Lindholm, linebacker (defensive player of the year); Keifer Burke, defensive end; Trelan Taylor, safety; Jan Karlos Medina, defensive tackle; Glen Clinton, tailback; Garrett Gilkey, left tackle. Second Team: Jonn

McLain, quarterback; Brandon Ratcliff, right guard; Jake McCrary, right tackle; Shea Koch, linebacker; Alex Ferdinand, kicker. Third Team: Nathan Ross, wide receiver; Cody Roes, inside receiver; Tau Ho Ching, defensive tackle; Lane Haller, cornerback; Bryce Huebner, safety.

2013: First Team: Glen Clinton, tailback; Sam Parker, center; Nathan Ross, wide receiver. Second Team: Jonn McLain, quarterback; Jake McCrary, left tackle; Shea Koch, linebacker; Cody Roes, inside receiver. Third Team: Chapman Ham, inside receiver; Mike Lorenzo, left guard; Dylan Furrier, linebacker; Lane Haller, defensive back; Trelan Taylor, defensive back.

2014: First Team: Mike Lorenzo, offensive line; Sam Parker, offensive line; Ryan Wood, safety; Cody Paul, kick returner. Second Team: Michael Madkins, tailback; Zach Sandstrom, defensive tackle; Dylan Furrier, linebacker; Lane Haller, corner.

2015: First Team: Collin Eisenman, linebacker.

2016: First Team: Cody Paul, punt returner; Zach Smith, punter. Second Team: Darrien Oliver, offensive line; Collin Eisenman, linebacker.

2017: First Team: Travis Romsa, offensive line. Second Team: Colt Foster, tight end; Collin Eisenman, outside linebacker; Mitch Collicott, defensive tackle; Truett Box, defensive end; Zack Kozlik, punter.

2018: First Team: Travis Romsa, offensive line;

Jake Geil, offensive line. Second Team: Matt Vargas, tight end; Tyler Lewis, outside linebacker.

2019: First Team: Tevon Wright, wide receiver; Justin Calderon, offensive line; Jared Maciejczak, offensive line. Second Team: Dalton Holst, quarterback; Elijah Myles, running back; Cole Thurness, wide receiver; DeAndre Barthwell, cornerback; Tyler Lewis, inside linebacker; Stevann Brown, kick returner; Cole Thurness, punt returner.

Chadron State's Grid Leaders, 1968-2019

The following is a listing of all-star football players during the past 43 seasons. Until 1989, the NAIA District 11 coaches selected an all-state college team in Nebraska. To continue that listing, the Omaha World-Herald's Nebraska NCAA Division II selections have been used.

1968: Pat Moore, defensive tackle; Dean Palser, tight end; Steve Gremm, offensive guard; Larry Gold, tailback.

1969: Steve Gremm, offensive guard; Bennie Francis, offensive tackle; Kevin Kirwin, defensive back.

1970: Rick Watson, wide receiver; Mike Parks, defensive end.

1971: Mike Parks, defensive end; Terry Statton, offensive tackle; Mike Dority, wide receiver; Dale Timperley, linebacker; Kent Halley, defensive back.

1972: Don White, linebacker; Kent Halley, defensive back.

1973: Hugh Fugleberg, offensive guard; Rick Nave, defensive end; Randy Bauer, defensive back.

1974: Gene Emanuel, offensive tackle; Steve Wickham, offensive guard; Rick Nave, defensive end; Jack Padgett, safety; Dennis Fitzgerald, linebacker.

1975: Ron Brooks, defensive back; Duane Fritz, punter.

1976: Dale Drahota, split end; Brad Fults, quarterback; Ralph Gill, defensive end; Duane Fritz, punter.

1977: Ralph Gill, defensive end; Rick Mikelson, defensive tackle; Brad Fults, quarterback; Bill Ryan, wide receiver; Terry Mastny, offensive tackle; Chad Emanuel, placekicker.

1978: Brad Fults, quarterback; Bill Ryan, wide receiver; Terry Mastny, offensive tackle; Dennis Breinig, defensive end.

1979: None.

1980: Dave Minchow, offensive guard; Ray Hoffman, linebacker; Willy Long, fullback.

1981: Dennis Hendricks, offensive guard; Ray Hoffman, linebacker; Willy Long, fullback; Scott Wickard, quarterback.

1982: Paul Blair, defensive back; Dennis Hendricks, offensive guard; Terry Hillman, linebacker; Willy Long, fullback; Bart Voycheske, defensive line.

1983: Todd Pierce, center; Dave Smith, defensive end.

1984: Rod Bussinger, punter.

1985: Duane Smith, wide receiver; Dean Rickard, offensive guard; Terry Powell, defensive end; John Morgan, placekicker.

1986: Dean Rickard, offensive guard; Terry Powell, defensive end; Dan Pangilinan, linebacker.

1987: Scott Charron, punter.

1988: Don Beebe, wide receiver, Corey Anderson, linebacker.

1989: Jerome Hyatte, safety; David Jones, running back; Mike Sorensen, offensive guard; Chris Stein, tight end.

1990: Corey Anderson, linebacker; David Jones, running back; Jay Masek, placekicker; Mike Sorensen, offensive guard.

1991: Russ Anderson, linebacker; Bill Boness, offensive tackle; Jay Rhoades, wide receiver.

1992: Guy Earle, offensive tackle; LeMoine Ferguson, defensive end; Cody Gamble, safety; Chad Johnson, linebacker; David McCartney, running back; Joe Planansky, tight end.

1993: Scott Doyle, placekicker; Jason Funk, linebacker; Cody Gamble, safety; Joe Planansky, tight end.

1994: Cory Brooks, wide receiver; Corey Campbell, running back; Scott Dolfi, defensive end; Scott Doyle, placekicker; Chad Johnson, linebacker; Dan Maciejczak, center; Joe Planansky, tight end; and Cody Gamble and Jim Wiese, defensive backs.

1995: Cory Brooks, wide receiver; Corey Campbell, running back; Bret Engdahl and Dan Maciejczak, offensive linemen; Ryan Smith, defensive back; Scott Doyle, placekicker; and Lynn Wendelin, punter.

1996: Casey Beran, defensive end; Mike Fackrell, running back; Kevin Homer, linebacker; Dan Maciejczak, center; Jarod Moeller, punter; and Ryan Turman, safety.

1997: Mike Brownfield, offensive guard; Pat Fackrell and Kevin Homer, linebackers; Jarod Moeller, punter; Anthony Simmons, running back; and Ryan

STATISTICS & RECORDS

Turman, safety.

1998: Casey Beran, defensive end; Mike Brownfield, offensive guard; Jess Clarke, tight end; Mike Fackrell, running back; Kevin Homer, linebacker (defensive captain) Kory Richardson, defensive tackle; Brad Schulz, offensive tackle; Ryan Turman, safety.

1999: Casey Beran, defensive end (defensive captain); Jason Barthel, defensive tackle; John Chancey, offensive tackle; Jess Clarke, tight end; Brian Pittman, cornerback; Anthony Simmons, running back.

2000: Jeremy Eardley, center; Chris Evans, defensive end; Austin Forster, tight back; Matt Strand, punter; Jeff Turman, linebacker; Aaron Turner, placekicker; and Rian Weber, tight end.

2001: Jason Barthel and Cory Hegwer, defensive tackles; Ryan Deterding and Jeremy Eardley, offensive line; Marvin Jackson, cornerback; Ross Morris and Jeff Turman, linebackers; Matt Strand, quarterback.

2002: Cody Beguin and Max Lederhos, offensive line; Cory Hegwer, defensive tackle; Aric Lopez and Bill Teerlinck, linebackers; Marvin Jackson (defensive captain) and Scott Sterkel, defensive backs.

2003: Wylie Dempcy and Layne Sievers, offensive line; Rob Evans and Casey Haldeman, defensive line; Mitch Barry and Marvin Jackson, (defensive captain), defensive backs.

2004: Mitch Barry, cornerback; Casey Haldeman, defensive line; Layne Sievers and Jeremy Slaughter, offensive line; Danny Woodhead, running back.

2005: Paul Schweger, safety; Jared Lee and Ryan O'Dea, offensive line; Danny Woodhead, running back.

2006: Logan Stropko, receiver; Robbie Klinetobe, Jared Lee and Chase Olsen, offensive line; Danny Woodhead, running back (offensive captain); Josh Knouse, defensive line; Austin Bailey and Kalan Jones, linebackers; Paul Schweger, safety (defensive captain).

2007: Logan Stropko, receiver; John Strand, offensive line; Danny Woodhead, running back (offensive captain); Aaron Ide, defensive tackle; Austin Bailey, linebacker; Beau Wendling, cornerback; Paul Schweger, safety.

2008: Brandon Harrington, receiver; Isaac Stockton, tight end; Chance Galey, offensive line; Ben Puffer, offensive line; Joe McLain, quarterback (offensive co-captain); Aaron Ide, defensive line; Shaine Odell, defensive line; Austin Bailey, linebacker; Trevor Hyatt, defensive back; Maurice Threatts, kick returner.

2009: Ben Puffer, offensive line; Cory Beran, defensive end; Duke Eardley, linebacker; Kevin Berg, punter.

2010: Tim Hiatt, offensive line; Michael Ziola, kicker; Cory Beran, defensive end; Kevin Lindholm, linebacker; Jed Herblan, cornerback; Kevin Berg, punter (defensive captain)

2011: Jeremy Sondrup, tight end; Tim Hiatt and Sean McGowan, offensive line; Jan Karlos Medina, defensive line; James Belville and Kevin Lindholm, linebacker; Phil Rivera and Trelan Taylor, defensive back; Alex Ferdinand, kicker.

2012: Jonn McLain, quarterback (offensive captain); Glen Clinton, tailback; Cody Roes, tight end; Nathan Ross, wide receiver; Garrett Gilkey, Brandon Ratcliff and Jake McCrary, offensive line; Keifer Burke and Jan Karlos Medina, defensive line; Kevin Lindholm, linebacker (defensive captain); Shea Koch, linebacker; Lane Haller and Bryce Huebner, defensive back; Alex Ferdinand, kicker; Trelan Taylor, punt returner.

2013: Jonn McLain, quarterback; Glen Clinton, tailback (offensive captain); Cody Roes, inside receiver; Nathan Ross, wide receiver; Sam Parker, center; Jake McCrary, left tackle; Dillon Breinig, defensive line; Zach Sandstrom, defensive line; Shea Koch, linebacker (defensive captain); Dylan Furrier, linebacker; Lane Haller, defensive back; Trelan Taylor, defensive back; Ryan Wood, defensive back.

2014: Jonn McLain, quarterback; Michael Madkins, tailback; Kyle Vinich, wide receiver; Ethan Bauer, tight end; Mike Lorenzo, linemen; Sam Parker, linemen; Zach Sandstrom, defensive tackle; Dylan Furrier, linebacker (defensive captain); Lane Haller, corner; Ryan Wood, safety; Cody Paul, kick returner; Randy Wentz, placekicker.

2015: Danny O'Boyle, wide receiver; Zach Bargaen, tight end; Darien Oliver, lineman; Daniel Sotelo, lineman; Derek Jackson, running back; Tyler Kiess, lineman; Clay Cundall, linebacker; Collin Eisenman, linebacker; Dylan Furrier, linebacker; Cole Montgomery, back; Ryan Wood, back; Alex Ferdinand, placekicker; Zach Smith, punter.

2016: Collin Eisenman, linebacker; Darrien Oliver, lineman; Derek Jackson, running back; Mitch Collicott, lineman; Kyle Temple, lineman; Keenan Johnson, linebacker; Steve Allen, back; Cody Paul, punt returner.

2017: Derek Jackson, running back (offensive captain); Matt Barden, offensive line; Truett Box, defensive tackle; Stevann Brown, return specialist; Mitch Collicott, defensive tackle; Jackson Dickerson, wide receiver; Colt Foster, tight end; Keenan Johnson, linebacker; Zack Kozlik, punter; Travis Romsa, offensive line; Brian Wood, safety.

2018: Cole Thurness, wide receiver; Jake Geil, offensive line; Travis Romsa, offensive line; Kevin Coy, Jr., running back; Kyle Temple, defensive line; Keenan Johnson, linebacker; Tyler Lewis, linebacker; Tyree Fryar, defensive back; Stevann Brown, all-purpose back.

2019: Dalton Holst, quarterback; Tevon Wright, wide receiver; Cole Thurness, wide receiver; Jared Maciejczak, offensive line; Justin Calderon, offensive line; Elijah Myles, running back; Tyler Lewis, linebacker; Tyree Fryar, defensive back; DeAndre Barthwell, cornerback; Travis Wilson, linebacker; Joel Carpenter, defensive line

Chadron State's Grid Leaders, 1968-2019

RUSHING

Year.....Name, Carries-Yds (Avg.) TDs

1968..... Larry Gold, 214-1126 yds (5.3) 10 TD
 1969..... Ken Parks, 168-611 yds (3.6) 12 TD
 1970..... Stan Labertew, 122-776 yds (6.4) 6 TD
 1971..... Ron Grant, 97-458 yds (4.7) 3 TD
 1972..... Jerry Macken, 93-447 yds (4.8) 6 TD
 1973..... Bob Houston, 172-686 yds (4.0) 9 TD
 1974..... Mike Maryott, 72-385 yds (5.3) 2 TD
 1975..... Bob Houston, 102-341 yds (3.3) 5 TD
 1976..... Bob Houston, 120-528 yds (4.4) 11 TD
 1977..... Alvin Nelson, 128-474 yds (3.7) 1 TD
 1978..... Brad Fults, 114-441 yds (3.8), 10 TD
 1979..... J.D. Hill, 108-553 yds (5.1) 5 TD
 1980..... Willy Long, 165-775 yds (4.7) 13 TD
 1981..... Willy Long, 161-731 yds (4.5) 7 TD
 1982..... Willy Long, 171-718 yds (4.2) 7 TD
 1983..... Jeff Roggasch, 130-570 yds (4.9) 5 TD
 1984..... Leonard Hawkins, 108-525 yds (4.9) 1 TD
 1985..... Bernard Grays, 90-363 yds (4.0) 4 TD
 1986..... Mike Kozeal, 77-332 yds (4.3) 2 TD
 1987..... David Jones, 188-917 yds (4.9) 8 TD
 1988..... Jason Sleep, 121-564 yds (4.7) 3 TD
 David Jones, 132-533 yds (4.0) 2 TD
 1989..... David Jones, 211-1,458 yds (6.9) 13 TD
 1990..... David Jones, 245-1,625 yds (6.6) 14 TD
 1991..... David McCartney, 159-840 yds (5.3) 14 TD
 Jerry Thomas, 111-609 yds (5.5) 5 TD
 1992..... David McCartney, 267-1,359 yds (5.1) 25 TD
 1993..... Corey Campbell, 133-685 yds (5.2) 5 TD
 David McCartney, 127-679 yds (5.3) 8 TD
 1994..... Corey Campbell, 252-1,443 yds (5.7) 10 TD
 1995..... Corey Campbell, 233-1,123 yds (4.8) 7 TD
 1996..... Mike Fackrell, 272-1,264 yds (4.6) 13 TD
 1997..... Anthony Simmons, 175-1,060 yds (6.0) 8 TD
 1998..... Anthony Simmons, 133-751 yds (5.6) 3 TD
 Mike Fackrell, 129-667 yds (5.2) 5 TD
 1999..... Anthony Simmons, 127-728 yds (5.5) 4 TD
 2000..... Austin Forster, 198-1,077 yds (5.4) 14 TD
 2001..... Peter Holak, 155-661 yds (4.3) 12 TD
 2002..... Austin Forster, 179-899 yds (5.0) 9 TD
 2003..... Austin Forster, 123-681 yds (5.5) 6 TD
 2004..... Danny Woodhead, 284-1,840 yds (6.5) 25 TD
 2005..... Danny Woodhead, 278-1,769 yds (6.4) 21 TD
 2006..... Danny Woodhead, 344-2,756 yds (8.0) 34 TD
 2007..... Danny Woodhead, 250-1,597 yds (6.4) 21 TD
 2008..... John Ritzen, 117-592 yds (5.1) 5 TD
 2009..... Mark Haag, 129-597 yds (4.6) 6 TD
 2010..... Glen Clinton, 198-1,020 yds (5.2) 7 TD
 Dominic Morris, 141-803 yds (5.7) 6 TD
 2011..... Glen Clinton, 172-768 yds (4.5) 5 TD
 2012..... Glen Clinton, 217-1,350 yds (6.2), 7 TD
 2013..... Glen Clinton, 242-1,518 yds (6.3), 13 TD
 2014..... Michael Madkins, 191-1,074 yds (5.6), 11 TD
 2015..... Derek Jackson, 193-1,061 (5.5), 8 TD
 2016..... Derek Jackson, 124-564, (4.5), 8 TD
 2017..... Derek Jackson, 183-1,058 (5.8), 14 TD
 2018..... Kevin Coy, Jr., 172-960 (5.6), 15 TD
 2019..... Elijah Myles, 200-1,077 (5.4), 12 TD

PASS RECEIVING

Year.....Name, Rec.-Yds, TDs

1968..... Dean Palser, 35-579 yds, 2 TD
 1969..... Rick Watson, 32-524 yds, 6 TD

Henry Tullo, 32-524 yds, 6 TD
 1970..... Rick Watson, 56-978 yds, 6 TD
 1971..... Mike Dority, 18-610 yds, 7 TD
 1972..... Terry Myers, 20-462 yds, 2 TD
 1973..... Steve Nelson, 20-335 yds, 2 TD
 1974..... Terry Myers, 31-497 yds, 2 TD
 1975..... Dale Drahota, 15-243 yds, 1 TD
 1976..... Dale Drahota, 40-894 yds, 5 TD
 1977..... Ron Washington, 32-538 yds, 5 TD
 Bill Ryan, 32-467 yds, 5 TD
 1978..... Bill Ryan, 65-868 yds, 9 TD
 *Ron Washington, 28-269 yds
 1979..... Jerry Carder, 38-460 yds
 1980..... J.D. Hill, 35-551 yds
 1981..... Jim Fairfield, 60-821 yds, 6 TD
 1982..... *Jim Fairfield, 25-316 yds, 3 TD
 Rocco Rotello, 22-282 yds, 1 TD
 1983..... Todd Kadolph, 15-183 yds
 1984..... Duane Smith, 58-786 yds, 6 TD
 1985..... Duane Smith, 71-1264 yds, 11 TD
 1986..... Tony Eddings, 32-473 yds, 6 TD
 Vic Woods, 31-378 yds, 1 TD
 1987..... Chris Stein, 33-461 yds, 1 TD
 1988..... Don Beebe, 49-906 yds, 13 TD
 1989..... Chris Stein, 40-477 yds, 9 TD
 Jay Rhoades, 27-561 yds, 3 TD
 1990..... Jay Rhoades, 26-560 yds, 6 TD
 Tom Potter, 29-431 yds, 2 TD
 1991..... Jay Rhoades, 52-1,016 yds, 13 TD
 Rich Van Deer, 28-521 yds, 1 TD
 Pat Nickodemus, 33-391 yds, 2 TD
 1992..... Joe Planansky, 45-609 yds, 2 TD
 Cory Brooks, 32-495 yds, 2 TD
 1993..... Cory Brooks, 46-671 yds, 5 TD
 Joe Planansky, 44-588 yds, 4 TD
 1994..... Cory Brooks, 54-817 yds, 9 TD
 Joe Planansky, 44-465 yds, 1 TD
 1995..... Cory Brooks, 56-958 yds, 4 TD
 1996..... Troy Theobald, 45-892 yds, 9 TD
 1997..... Jess Clarke, 39-651 yds, 3 TD
 1998..... Jess Clarke, 49-741 yds, 5 TD
 1999..... Jess Clarke, 48-746 yds, 6 TD
 2000..... Rian Weber, 46-653 yds, 9 TD
 2001..... Michael Wahlstrom, 47-650 yds, 4 TD
 2002..... Michael Wahlstrom, 64-801 yds, 7 TD
 Zac Jones, 55-587 yds, 5 TD
 2003..... Bryce Flammang, 41-671 yds, 4 TD
 Michael Wahlstrom, 37-508 yds, 5 TD
 2004..... Bryce Flammang, 49-721 yds, 12 TD
 2005..... Danny Woodhead, 30-367 yds, 0 TD
 Ben Woodhead, 29-467 yds, 5 TD
 2006..... Logan Stropko, 46-513 yds, 4 TD
 Danny Woodhead, 45-403 yds, 4 TD
 2007..... Danny Woodhead, 38-484 yds, 2 TD
 Isaac Stockton, 35-442 yds, 6 TD
 Joel Schommer, 31-453 yds, 5 TD
 2008..... Brandon Harrington, 82-899 yds, 9 TD
 Isaac Stockton, 69-739 yds, 10 TD
 2009..... Brandon Harrington, 42-575 yds, 4 TD
 Isaac Stockton, 41-395 yds, 3 TD
 2010..... Jeff Alcorn, 36-365 yds, 1 TD
 Nathan Ross, 34-455 yds, 5 TD
 2011..... Nathan Ross, 45-511 yds, 2 TD
 Jeremy Sondrup, 36-382 yds, 3 TD
 Jeff Alcorn, 33-453 yds, 5 TD

2012..... Nathan Ross, 54-805 yds, 10 TD
 Chapman Ham, 49-503 yds, 4 TD
 Cody Roes, 32-317 yds, 4 TD
 2013..... Cody Roes, 54-576 yds, 10 TD
 Chapman Ham, 51-361, 3 TD
 Nathan Ross, 43-598, 6 TD
 2014..... Kyle Vinich, 63-899, 9 TD
 Danny O'Boyle, 35-566, 7 TD
 2015..... Zac Bargen, 40-439, 2 TD
 2016..... Max Gray, 59-572, 6 TD
 2017..... Jackson Dickerson, 78-746, 3 TD
 Colt Foster, 42-561, 4 TD
 2018..... Cole Thurness, 46-701, 7 TD
 Tevon Wright, 33-528, 6 TD
 2019..... Tevon Wright, 74-1,146, 16 TD
 Cole Thurness, 65-827, 8 TD
 Brandon Fullerton, 27-517, 5 TD

* Played in 5 games before being injured

SCORING

Year.....Name, pts (TD, FG, PAT)

1968..... Larry Gold, 63 pts (10 TD, 1 FG, 3 PAT)
 1969..... Ken Parks, 72 pts (12 TD)
 1970..... Rick Watson, 50 pts (8 TD and 2-pt PAT)
 1971..... Mike Dority, 48 pts (8 TD)
 1972..... Don White, 39 pts (1 TD, 5 FG, 18 PAT)
 1973..... Bob Houston, 60 pts (10 TD)
 1974..... Bob Houston, 42 pts (7 TD)
 1975..... Bob Houston, 30 pts (5 TD)
 1976..... Bob Houston, 66 pts (11 TD)
 1977..... Chad Emanuel, 37 pts (4 FG and 25 PAT)
 1978..... Ron Hoffman, 66 pts (4 TD, 8 FG, 18 PAT)
 Brad Fults 56 pts (9 TD and 2-pt PAT)
 Bill Ryan, 56 pts (9 TD and 2-pt PAT)
 1979..... J.D. Hill, 36 pts (6 TD)
 1980..... Willy Long, 80 pts (13 TD and 2-pt PAT)
 1981..... Willy Long, 42 pts (7 TD)
 1982..... Willy Long, 42 pts (7 TD)
 1983..... Jeff Roggasch, 30 pts (5 TD)
 1984..... Duane Smith, 42 pts (7 TD)
 1985..... Duane Smith, 72 pts (12 TD)
 1986..... Tony Eddings, 42 pts (7 TD)
 1987..... David Jones, 48 pts (8 TD)
 Jay Masek, 45 pts (11 FG and 12 PAT)
 1988..... Don Beebe, 90 pts (15 TD)
 1989..... Jay Masek, 77 pts (13 FG and 38 PAT)
 David Jones, 78 pts (13 TD)
 1990..... David Jones, 90 pts (15 TD)
 Jay Masek, 91 pts (15 FG and 43 PAT)
 1991..... David McCartney, 84 pts (16 TD)
 Jay Rhoades, 78 pts (13 TD)
 1992..... David McCartney, 154 pts (25 TD and 2 PAT)
 1993..... Scott Doyle, 60 pts (10 FG and 30 PAT)
 David McCartney, 50 pts (8 TD and 1 PAT)
 1994..... Scott Doyle, 79 pts (14 FG and 37 PAT)
 Corey Campbell, 64 (10 TD and 2 2-pt PAT)
 Cory Brooks, 60 pts (10 TD)
 1995..... Scott Doyle, 64 pts (14 FG and 22 PAT)
 1996..... Mike Fackrell, 84 pts (14 TD)
 Troy Theobald, 54 pts (9 TD)
 1997..... Anthony Simmons, 62 pts (10 TD and 1 PAT)
 1998..... Dan O'Donnell, 46 pts (8 FG and 22 PAT)
 1999..... Aaron Turner, 77 pts (15 FG and 31 PAT)
 2000..... Austin Forster, 98 pts (16 TD and 1 PAT)

STATISTICS & RECORDS

2001..... Peter Holak, 72 pts (12 TD)
 2002..... Austin Forster, 66 pts (11 TD)
 2003..... Ryan Mackey, 52 pts (7 FG and 31 PAT)
 2004..... Danny Woodhead, 162 pts (27 TD)
 2005..... Danny Woodhead, 126 pts (21 TD)
 2006..... Danny Woodhead, 228 pts (38 TD)

SCORING

2007..... Danny Woodhead, 138 pts (23 TD)
 2008..... Travis Atter, 100 pts (17 FG and 49 PAT)
 2009..... Travis Atter, 92 pts (18 FG and 38 PAT)
 2010..... Michael Ziola, 93 pts (18 FG and 39 PAT)
 2011..... Alex Ferdinand, 70 pts (12 FG and 34 PAT)
 2012..... Alex Ferdinand, 94 pts (16 FG and 46 PAT)
 2013..... Glen Clinton, 86 pts (14 TD)
 2014..... Randy Wentz, 73 pts (12 FG and 37 PAT)
 Michael Madkins, 72 pts (12 TD)
 2015..... Derek Jackson, 48 pts (8 TD)
 2016..... Derek Jackson, 48 pts (8 TD)
 2017..... Derek Jackson, 84 pts (14 TD)
 2018..... Kevin Coy, Jr., 92 pts (15 TD, 1 rush PAT)
 2019..... Tevon Wright, 96 pts (16 TD)

Year.....Name, Comp-Att-Int, Yards, TD, %

1968..... Mike Winchell, 45-94-4, 696 yds, 6 TD, 47.5%
 Tim Turman, 42-82-8, 796 yds, 6 TD, 50.0%
 1969..... Mike Winchell, 60-109-8, 870 yds, 7 TD, 55.0%
 Tim Turman, 50-124-10, 1013 yds, 12 TD, 40.3%
 1970..... Tim Turman, 63-115-8, 1137 yds, 10 TD, 54.8%
 1971..... Lee Baumann, 38-98-10, 942 yds, 9 TD, 54.8%
 1972..... Lee Baumann, 59-134-11, 1116 yds, 6 TD, 44.0%
 1973..... Lee Baumann, 56-135-13, 794 yds, 6 TD, 41.5%
 1974..... John Burns, 90-176-14, 1282 yds, 2 TD, 51.1%
 1975..... John Burns, 46-87-4, 468 yds, 1 TD, 52.9%
 Brad Fults, 30-63-4, 469 yds, 3 TD, 47.6%
 1976..... Brad Fults, 77-185-11, 1404 yds, 9 TD, 41.6%
 1977..... Brad Fults, 114-232-18, 1676 yds, 14 TD, 49.1%
 1978..... Brad Fults, 186-350-11, 2109 yds, 10 TD, 53.1%
 1979..... Scott Wickard, 60-129-6, 662 yds, 2 TD, 46.5%
 1980..... Scott Wickard, 69-170-9, 969 yds, 5 TD, 40.6%
 1981..... Scott Wickard, 153-312-17, 1958 yds, 13 TD, 49.0%
 1982..... Scott Wickard, 45-123-11, 616 yds, 6 TD, 36.6%
 1983..... Todd Hedlund, 43-102-7, 496 yds, 2 TD, 42.2%
 1984..... Phil Warrick, 141-306-33, 1672 yds, 15 TD, 46.1%
 1985..... John Riggs, 199-392-9, 2891 yds, 27 TD, 50.8%
 1986..... Tom Overstreet, 75-172-14, 1025 yds, 9 TD, 43.6%
 1987..... Tom Overstreet, 114-237-20, 1407 yds, 6 TD, 48.1%
 1988..... Steward Perez, 139-267-21, 2135 yds, 21 TD, 52.1%
 1989..... Steward Perez, 124-221-10, 1692 yds, 15 TD, 56.1%
 1990..... Steward Perez, 152-284-14, 2104 yds, 15 TD, 53.5%
 1991..... Steward Perez, 179-314-18, 2643 yds, 22 TD, 57.0%
 1992..... Trevor Long, 159-282-11, 2063 yds, 8 TD, 56.4%
 1993..... Trevor Long, 153-295-11, 2059 yds, 15 TD, 51.9%

PASSING

1994..... Trevor Long, 87-156-3, 1086 yards, 10 TD, 55.8%
 Kevin Stein, 83-158-7, 1050 yards, 5 TD, 52.5%
 1995..... Trevor Moon, 157-302-9, 2266 yds, 10 TD, 52.0%
 1996..... Trevor Moon, 155-307-12, 2392 yds, 17 TD, 50.5%
 1997..... Trevor Moon, 185-367-12, 2714 yds, 22 TD, 50.4%
 1998..... Trevor Moon, 187-354-8, 2610 yds, 17 TD, 52.8%
 1999..... Matt Strand, 177-336-14, 2478 yards, 14 TD, 52.7%
 2000..... Matt Strand, 191-340-9, 2326 yds, 22 TD, 56.2%
 2001..... Matt Strand, 196-348-8, 2591 yds, 19 TD, 56.3%
 2002..... Shawn Eisenreich, 196-355-10, 2353 yds, 22 TD, 55.2%
 2003..... Shawn Eisenreich, 196-370-9, 2715 yds, 23 TD, 53.0%
 2004..... Shawn Eisenreich, 191-329-15, 2412 yds, 19 TD, 58.1%
 2005..... Tyler Hidrogo, 87-148-7, 1125 yds, 6 TD, 58.8%
 Joe McLain, 61-111-4, 948 yds, 7 TD, 55.0%
 2006..... Joe McLain, 139-231-9, 1,668 yds, 16 TD, 60.2%
 2007..... Joe McLain, 220-372-10, 2,688 yds, 19 TD, 59.1%
 2008..... Joe McLain, 238-374-6, 2,707 yds, 28 TD, 63.6%
 2009..... Garrett Treffer, 176-277-10, 1,754 yds, 16 TD, 63.5%
 2010..... Jonn McLain, 170-271-8, 1,894 yds, 16 TD, 62.7%
 2011..... Brandon Gorsuch, 199-330-10, 2,089 yds, 18 TD, 60.3%
 2012..... Jonn McLain, 239-362-6, 2,606 yds, 30 TD, 66.0%
 2013..... Jonn McLain, 258-394-17, 2,615 yds, 23 TD, 65.5%
 2014..... Jonn McLain, 235-379-7, 2,581 yds, 22 TD, 62.0%
 2015..... Matt Vinson, 150-282-3, 1,557 yds, 12 TD, 53.2%
 2016..... Matt Vinson, 199-366-16, 1,988 yds, 14 TD, 54.4%
 2017..... Dalton Holst, 200-381-12, 2,337 yds, 14 TD, 52.5%
 2018..... Dalton Holst, 195-340-7, 2,603 yds, 22 TD, 57.4%
 2019..... Dalton Holst, 227-419-7, 3,119 yds, 33 TD, 54.2%

STATISTICS & RECORDS

PUNTING

Year:.....Name, Punts, Avg.

1968..... Dennis Ptak, 38, 37.4 avg.
 1969..... Jim Evans, 38, 35.7 avg.
 1970..... Bill Pile, 40, 39.5 avg.
 1971..... Jim Morgan, 47, 37.2 avg.
 1972..... Steve Nelson, 49, 35.2 avg.
 1973..... Steve Nelson, 48, 37.6 avg.
 1974..... Duane Fritz, 45, 36.8 avg.
 1975..... Duane Fritz, 65, 42.3 avg.
 1976..... Duane Fritz, 56, 41.3 avg.
 1977..... Kirk Lunt, 48, 32.5 avg.
 1978..... Mark Perrella, 46, 36.8 avg.
 1979..... Mark Perrella, 58, 37.7 avg.
 1980..... Mark Perrella, 55, 33.7 avg.
 1981..... Les Hatfield, 42, 34.2 avg.
 1982..... Jim Fairfield, 24, 37.4 avg.
 Rod Bussinger, 20, 35.5 avg.
 1983..... Rod Bussinger, 64, 36.9 avg.
 1984..... Rod Bussinger, 61, 38.6 avg.
 1985..... Rod Bussinger, 45, 39.8 avg.
 1986..... Scott Charron, 61, 35.6 avg.
 1987..... Scott Charron, 45, 39.8 avg.
 1988..... Lance Philben, 43, 32.1 avg.
 1989..... Neal Anthony, 12, 35.8 avg.
 1990..... Travis Ball, 43, 37.7 avg.
 1991..... Wes Gamble, 47, 35.4 avg.
 1992..... Lynn Wendelin, 35, 37.4 avg.
 1993..... Lynn Wendelin, 48, 36.7 avg.
 1994..... Lynn Wendelin, 39, 38.7 avg.
 1995..... Lynn Wendelin, 52, 40.7 avg.
 1996..... Jarod Moeller, 84, 37.9 avg.
 1997..... Jarod Moeller, 76, 36.7 avg.
 1998..... Jarod Moeller, 53, 39.5 avg.
 1999..... Jarod Moeller, 47, 41.1 avg.
 2000..... Matt Strand, 60, 37.5 avg.
 2001..... Matt Strand, 58, 36.3 avg.
 2002..... Jesse Corlett, 23, 35.6 avg.
 2003..... Mitch Barry, 49, 38.0 avg.
 2004..... Ross Janssen, 24, 37.9 avg.
 Mitch Barry, 24, 37.8 avg.
 2005..... Ross Janssen, 47, 38.1 avg.
 2006..... Scott Wewel, 36, 33.2 avg.
 2007..... Kevin Berg, 57, 39.7 avg.
 2008..... Kevin Berg, 62, 39.6 avg.
 2009..... Kevin Berg, 44, 41.7 avg.
 2010..... Kevin Berg, 49, 43.0 avg.
 2011..... Josh Borm, 54, 39.7 avg.
 2012..... Josh Borm, 53, 37.2 avg.
 2013..... Zach Smith, 41, 39.5 avg.
 2014..... Zach Smith, 57, 39.6 avg.
 2015..... Zach Smith, 70, 41.2 avg.
 2016..... Zach Smith, 66, 41.3 avg.
 2017..... Zack Kozlik, 62, 41.4 avg.
 2018..... Zack Kozlik, 50, 39.6 avg.
 2019..... Will Morgan, 31, 31.2 avg.
 Ethan Zimmerman, 24, 32.3 avg.

PUNT RETURNS

1968..... Kevin Kirwin, 8, 24.6 avg.
 1969..... Henry Tullo, 12, 10.2 avg.
 1970..... Rick Watson, 10, 20.4 avg.
 1971..... Kay Fackrell, 8, 13.5 avg.
 1972..... Kay Fackrell, 12, 6.0 avg.
 1973..... Paul Muzquiz, 10, 13.2 avg.
 1974..... Paul Muzquiz, 9, 7.4 avg.
 1975..... Bill Ryan, 8, 15.8 avg.
 1976..... Bill Ryan, 23, 8.5 avg.
 1977..... Mark Sholtz, 14, 13.8 avg.

1978..... J.D. Hill, 17, 7.3 avg.
 1979..... Mark Sholtz, 17, 12.6 avg.
 1980..... J.D. Hill, 8, 8.4 avg.
 1981..... Charlie Mitchell, 22, 12.2 avg.
 1982..... Charlie Mitchell, 18, 7.2 avg.
 1983..... Charlie Mitchell, 15, 10.7 avg.
 1984..... Duane Smith, 13, 7.6 avg.
 1985..... Duane Smith, 6, 13.5 avg.
 1986..... None qualified.
 1987..... None qualified.
 1988..... Rich VanDeer, 21, 7.2 avg.
 1989..... Rich VanDeer, 16, 6.5 avg.
 Jerome Hyatte, 7, 16.1 avg.
 1990..... Jerome Hyatte, 31, 10.8 avg.
 1991..... Jerome Hyatte, 19, 7.6 avg.
 1992..... Cody Gamble, 12, 4.9 avg.
 1993..... Cody Gamble, 26, 9.6 avg.
 1994..... Cody Gamble, 16, 10.9 avg.
 1995..... Ryan Smith, 22, 7.0 avg.
 1996..... Jamie Knapke, 27, 10.1 avg.
 1997..... Jamie Knapke, 38, 10.5 avg.
 1998..... Jamie Knapke, 31, 9.8 avg.
 1999..... Austin Forster, 45, 11.8 avg.
 2000..... Austin Forster, 38, 10.5 avg.
 2001..... Mitch Barry, 43, 8.9 avg.
 2002..... Mitch Barry, 22, 12.4 avg.
 2003..... Mitch Barry, 15, 13.8 avg.
 2004..... Mitch Barry, 11, 14.9 avg.
 2005..... Dale Poole, 17, 14.6 avg.
 2006..... Micah Smith, 27, 17.4 avg.
 2007..... Landon Ehlers, 22, 15.2 avg.
 2008..... Dustin McCabe, 16, 5.9 avg.
 2009..... Jed Herblan, 21, 7.4 avg.
 2010..... Jed Herblan, 14, 13.5 avg.
 2011..... Trelan Taylor, 16, 7.4 avg.
 2012..... Trelan Taylor, 22, 12.2 avg.
 2013..... Michael Madkins, 13, 14.0 avg.
 2014..... Michael Madkins, 7, 7.4 avg.
 2015..... Danny O'Boyle, 10, 7.7 avg.
 2016..... Cody Paul, 21, 16.7 avg.
 2017..... Brian Wood, 8, 8.1 avg.
 2018..... None qualified
 2019..... Cole Thurness, 10, 13.1 avg.

KICKOFF RETURNS

1968..... Henry Tullo, 10, 22.1 avg.
 1969..... Rick Watson, 8, 25.5 avg.
 1970..... Ron Grant, 16, 19.8 avg.
 Rick Watson, 9, 23.2 avg.
 1971..... Mike Dority, 12, 24.8 avg.
 1972..... Mike Dority, 13, 17.3 avg.
 1973..... Mike Dority, 8, 20.3 avg.
 1974..... Mike Maryott, 5, 23.6 avg.
 1975..... Bill Ryan, 9, 30.2 avg.
 1976..... Bill Ryan, 21, 23.5 avg.
 1977..... Mark Sholtz, 14, 28.6 avg.
 1978..... J.D. Hill, 14, 21.1 avg.
 Bill Ryan, 9, 25.0 avg.
 1979..... Mark Sholtz, 16, 20.8 avg.
 J.D. Hill, 12, 27.6 avg.
 1980..... J.D. Hill, 23, 28.0 avg.
 1981..... Andy Callahan, 12, 20.0 avg.
 1982..... Charlie Mitchell, 4, 24.8 avg.
 1983..... Mark Sholtz, 8, 23.5 avg.
 1984..... Scott Orchard, 15, 18.0 avg.
 Duane Smith, 12, 20.0 avg.
 1985..... Tim Feathergill, 13, 25.1 avg.
 1986..... Tony Eddings, 16, 19.8 avg.
 1987..... Mark Rannie, 18, 20.8 avg.

1988..... Don Beebe, 29, 24.9 avg.
 1989..... T.J. Marx, 12, 18.8 avg.
 Rich Van Deer, 11, 18.4 avg.
 1990..... Jerome Hyatte, 20, 18.4 avg.
 1991..... Jerome Hyatte, 17, 13.1 avg.
 1992..... Jeff Palser, 23, 25.0 avg.
 1993..... Jeff Palser, 24, 23.4 avg.
 Todd Zietlow, 13, 23.4 avg.
 1994..... Todd Zietlow, 20, 18.8 avg.
 1995..... Jeff Gipson, 17, 28.0 avg.
 1996..... Jamie Knapke, 18, 19.8 avg.
 Jeff Gipson, 13, 18.6 avg.
 1997..... Jeff Gipson, 10, 22.8 avg.
 1998..... Brandon Soden, 8, 18.6 avg.
 Jeff Gipson, 6, 20.0 avg.
 1999..... Tom Dawson, 11, 27.8 avg.
 2000..... Eric Stewart, 9, 20.5 avg.
 2001..... Beau Sheets, 10, 33.7 avg.
 2002..... Marvin Jackson, 15, 26.6 avg.
 2003..... Beau Sheets, 22, 25.1 avg.
 2004..... Brent Harner, 14, 19.1 avg.
 Travis Covey, 12, 18.9 avg.
 2005..... Dale Poole, 17, 22.5 avg.
 2006..... DeAngelo Wall, 12, 19.6 avg.
 2007..... Brandon Harrington, 13, 31.3 avg.
 2008..... Maurice Threatts, 18, 32.4 avg.
 2009..... Brandon Harrington, 18, 27.4 avg.
 2010..... Glen Clinton, 19, 24.9 avg.
 2011..... Nathan Ross, 17, 28.1 avg.
 2012..... Nathan Ross, 15, 23.8 avg.
 2013..... Nathan Ross, 27, 20.0 avg.
 2014..... Cody Paul, 22, 28.68 avg.
 2015..... Derek Jackson, 10, 20.2 avg.
 2016..... Cody Paul, 24, 23.4 avg.
 2017..... Brian Wood, 18, 24.5 avg.
 2018..... Stevann Brown, 18, 25.0 avg.
 2019..... Stevann Brown, 21, 24.4 avg.

STATISTICS & RECORDS

PASS INTERCEPTIONS

Year.....	Name, Int.
1968.....	Rick Watson, 8
1969.....	Del Dixon, Cordell Bullis, and Kevin Kirwin, 3
1970.....	Cordell Bullis, 7
1971.....	Dale Timperley and Dave Shrader, 4
1972.....	Randy Bauer, 5
1973.....	Randy Bauer, 10
1974.....	Jack Padgett, 5
1975.....	Ron Brooks, 9
1976.....	Tod Dorshorst, 5
1977.....	Jeff Chandler and Kirk Lunt, 3
1978.....	Duane Dorshorst, 4
1979.....	Ken Thompson, 5
1980.....	Ken Thompson, 7
1981.....	Ken Thompson, 4
1982.....	Five players, 2
1983.....	Charlie Mitchell, 5
1984.....	Bob Murray, 2
1985.....	Keven Logan, 7
1986.....	Allen Seul, 4
1987.....	Corey Anderson and Will Boyer, 2
1988.....	Travis Parker, 4
1989.....	Jerome Hyatte, 7
1990.....	Jerome Hyatte, 4
1991.....	Jerome Hyatte, 4
1992.....	Cody Gamble, 8
1993.....	Cody Gamble, 7
1994.....	Cody Gamble, 6
1995.....	Gilbert Diaz, 6 and Ryan Smith 5
1996.....	Ryan Turman, 7
1997.....	Ryan Turman, 5
1998.....	Ryan Turman, 5
1999.....	Brian Pittman, 4
2000.....	Marvin Jackson, 4
2001.....	Marvin Jackson, 7
2002.....	Marvin Jackson, 6
2003.....	Mitch Barry, 6
2004.....	Eric Barker, 5
2005.....	Two Players, 2
2006.....	Two Players, 3
2007.....	Paul Schweger and Trevor Hyatt, 3
2008.....	Trevor Hyatt and Craig Kaiser, 3
2009.....	Nick Milani and Kramer Hirz, 3
2010.....	Kevin Berg, 4
2011.....	Phil Rivera, 3
2012.....	Trelan Taylor, 8
2013.....	Ryan Wood, 3
2014.....	Cole Montgomery, 4
2015.....	Brian Wood, 2
2016.....	Keenan Johnson, 3
2017.....	Steve Allen and Brian Wood, 3
2018.....	DeAndre Barthwell, 3
2019.....	Tyler Lewis and Tyree Fryar, 3

TACKLES

Year.....	Name, Tackles
1969.....	Doug Brandt, 97; Barry Harris, 91; and Pat Moore, 90
1970.....	Del Dixon, 127; Doug Brandt, 109; Dennis Tacke; and Mike Parks, 9
1971.....	Dale Timperley, 101; Mike Parks, 89; Doug Brandt, 81; and Larry Ruzicka, 78
1972.....	Dale Timperley and Joe Aimone, 127; Rick Nave, 118; and Don White, 102
1973.....	Rick Nave, 122; Pat Cullen, 107; and Joe Aimone, 98
1974.....	Dennis Fitzgerald, 94; Joe Aimone, 88; Rick Nave, 87; and Dick Peetz, 78
1975.....	Rick Mickelson, 104; Ron Rice, 90; and Mike Cruickshank, 89
1976.....	Russ Martin, 112; Len Kolar, 93; and Ron Brooks, 81
1977.....	Rick Mickelson, 101; Kirk Lunt, 86; and Ralph Gill, 69
1978.....	Kirk Lunt, 144; Dennis Breinig, 104; and Doug Johnson, 101
1979.....	John Walker, 106; Gary Gill, 100
1980.....	Ray Hoffman, 147; John Walker, 129; and Phil Haberman, 113
1981.....	Dennis Hengen, 101; Ray Hoffman, 100; and Phil Haberman, 100
1982.....	Dennis Hengen and Phil Haberman, 69; Terry Hillman, 59; and Bart Voychesko, 53
1983.....	Don Peterson, 94; Chris Wentling, 80; Dave Smith, 77; and Rick Hamilton, 74
1984.....	Chris Wentling and Tom Brown, 95; Zane Sweeney and Kevin Iriart, 94
1985.....	Kevin Iriart, 127; Steve Henry, 68; and Dan Pangilinan, 66
1986.....	Jerry Wiggins, 81; Terry Powell, 68; and Dan Pangilinan, 66
1987.....	Corey Anderson, 113; John Hepp, 105; and Keith Knipp, 89
1988.....	Corey Anderson, 145; John Hepp, 127; and Tim Lecher, 89
1989.....	Russ Anderson, 142; Jason Irvine, 106
1990.....	Corey Anderson, 153; Jason Irvine 81
1991.....	Russ Anderson, 132; Chad Johnson, 78
1992.....	Chad Johnson, 92, Jason Funk 76
1993.....	Chad Johnson, 118; Curt Moffatt, 107; Jason Funk, 93
1994.....	Chad Johnson 83; Guy Gilsdorf, 69
1995.....	Guy Gilsdorf, 110; Kevin Homer, 99
1996.....	Kevin Homer, 144, Ryan Turman, 100, Kerry Bailey, 78
1997.....	Kevin Homer, 156; Ryan Turman, 92
1998.....	Kevin Homer, 126; Ryan Turman, 90; Jeff Turman, 84
1999.....	Jeff Turman, 80; Rob Bennie, 68; Court Lutgen, 57
2000.....	Jeff Turman, 77; Chris Evans and Jeff Japp, 70
2001.....	Ross Morris, 70; Aric Lopez, 66; Jeff Turman, 64
2002.....	Aric Lopez, 94; Amos Davis 58, Casey Haldeman, Bill Teerlinck, 57
2003.....	Cody Assmann and Jeff Rusher, 65; Alex Tone, 62
2004.....	Evan Halchishick, 67; Eric Barker, 56; Jeff Rusher, 55
2005.....	Paul Schweger, 78; Austin Bailey, 64
2006.....	Austin Bailey, 87; Paul Schweger, 80
2007.....	Paul Schweger, 90; Zach Wheeler, 77; Austin Bailey, 75
2008.....	Zach Wheeler, 80; Austin Bailey, 76; Trevor Hyatt, 75
2009.....	Duke Eardley, 85; Jeff Lyster, 61; Thomas Wells, 56
2010.....	James Belville, 80; Kelen Kahrs, 61; Kevin Berg, 58
2011.....	Kevin Lindholm, 89; James Belville, 76
2012.....	Kevin Lindholm, 122; Shea Koch, 97
2013.....	Shea Koch, 127; Dylan Furrier, 75; Lane Haller, 74
2014.....	Dylan Furrier, 117; Isaac Holscher, 97; Ryan Wood, 84
2015.....	Dylan Furrier, 106; Ryan Wood, 87; Clay Cundall, 86; Kirk Durtsche, 86
2016.....	Keenan Johnson, 74; Joey Hopkins, 71
2017.....	Keenan Johnson, 90; Brian Wood, 83; Ryan Wood, 79
2018.....	Keenan Johnson, 103; Tyler Lewis, 96; Tyree Fryar, 89
2019.....	Travis Wilson, 124; Tyler Lewis, 94

Individual Career Records

Rushing yards

1.	7962	Danny Woodhead (1156-7962).....	2004-07
2.	4656	Glen Clinton (829-4656).....	2010-13
3.	4478	David Jones (756-4478).....	1987-90
4.	3258	Corey Campbell (621-3258).....	1992-95
5.	3101	Derek Jackson (565-3101).....	2014-17
6.	2947	David McCartney (568-2947).....	1990-93
7.	2752	Austin Forster (511-2752).....	1999-03
8.	2563	Michael Madkins (451-2563).....	2011-14
9.	2477	Anthony Simmons (425-2477).....	1997-99
10.	2344	Kevin Coy, Jr. (471-2344).....	2015-18

Rushing attempts

1.	1156	Danny Woodhead (1156-7962).....	2004-07
2.	829	Glen Clinton (829-4656).....	2010-13
3.	756	David Jones (756-4478).....	1987-90
4.	621	Corey Campbell (621-3258).....	1992-95
5.	568	David McCartney (568-2947).....	1990-93
6.	565	Derek Jackson (565-3101).....	2014-17
7.	511	Austin Forster (511-2752).....	1999-03
8.	497	Willy Long (497-2224).....	1980-82
9.	483	Bob Houston (483-1845).....	1973-76
10.	471	Kevin Coy, Jr. (471-2344).....	2015-18

Rushing TDs

1.	101	Danny Woodhead.....	2004-07
2.	48	David McCartney.....	1990-93
3.	37	David Jones.....	1987-90
4.	35	Derek Jackson.....	2014-17
5.	32	Glen Clinton.....	2010-13
6.	31	Bob Houston.....	1973-76
7.	30	Austin Forster.....	1999-03
8.	29	Kevin Coy, Jr.....	2015-18
9.	27	Willy Long.....	1980-82
10.	25	Michael Madkins.....	2011-14

Average yards/rush (minimum 400 attempts)

1.	6.89	Danny Woodhead..... (1156-7962)	2004-07
2.	5.92	David Jones..... (756-4478)	1987-90
3.	5.83	Anthony Simmons..... (425-2477)	1997-99
4.	5.68	Michael Madkins..... (451-2563)	2011-14
5.	5.62	Glen Clinton..... (829-4656)	2010-13
6.	5.49	Derek Jackson..... (565-3101)	2014-17
7.	5.39	Austin Forster..... (511-2752)	1999-03
8.	5.25	Corey Campbell..... (621-3258)	1992-95
9.	5.19	David McCartney..... (568-2947)	1990-93
10.	4.98	Kevin Coy, Jr..... (471-2344)	2015-18

Rushing yards/game (minimum 10 games)

1.	181.0	Danny Woodhead..... (44 games)	2004-07
2.	114.8	David Jones..... (39 games)	1987-90
3.	110.9	Glen Clinton..... (42 games)	2010-13
4.	106.3	Larry Gold..... (17 games)	1967-68
5.	79.4	Willy Long..... (28 games)	1980-82
6.	77.6	Elijah Myles..... (20 games)	2018-19
7.	77.6	Corey Campbell..... (42 games)	1992-95
8.	77.4	Anthony Simmons..... (32 games)	1997-99
9.	72.4	Austin Forster..... (38 games)	1999-03
10.	72.1	Derek Jackson..... (43 games)	2011-14

Pass attempts

1.	1456	Jonn McLain (934-1456-38).....	2009-14
2.	1140	Dalton Holst (622-1140-26).....	2016-19
3.	1242	Trevor Moon (635-1242-36).....	1995-98
4.	1095	Shawn Eisenreich (606-1095-35).....	2000-04
5.	1088	Joe McLain (658-1088-29).....	2005-08
6.	1049	Steward Perez (578-1049-62).....	1988-91
7.	969	Matt Strand (533-969-28).....	1998-01
8.	830	Brad Fults (407-830-44).....	1975-78
9.	749	Trevor Long (406-749-25).....	1991-94
10.	734	Scott Wickard (327-734-43).....	1979-82

Pass completions

1.	934	Jonn McLain (934-1456-38).....	2009-14
2.	622	Dalton Holst (622-1140-26).....	2016-19
3.	658	Joe McLain (658-1088-29).....	2005-08
4.	635	Trevor Moon (635-1242-36).....	1995-98
5.	606	Shawn Eisenreich (606-1095-35).....	2000-04
6.	578	Steward Perez (578-1049-62).....	1988-91
7.	533	Matt Strand (533-969-28).....	1998-01
8.	407	Brad Fults (407-830-44).....	1975-78
9.	406	Trevor Long (406-749-25).....	1991-94
10.	378	Matt Vinson (378-688-21).....	2014-17

Passing yards

1.	10115	Jonn McLain (934-1456-38).....	2009-14
2.	9332	Trevor Moon (635-1242-36).....	1995-98
3.	8059	Dalton Holst (622-1140-26).....	2016-19
4.	8438	Steward Perez (578-1049-62).....	1988-91
5.	8011	Joe McLain (658-1088-29).....	2005-08
6.	7840	Shawn Eisenreich (606-1095-35).....	2000-04
7.	7119	Matt Strand (533-969-28).....	1998-01
8.	5658	Brad Fults (407-830-44).....	1975-78
9.	5294	Trevor Long (406-749-25).....	1991-94
10.	4205	Scott Wickard (327-734-43).....	1979-82

Passing TDs

1.	94	Jonn McLain.....	2009-14
2.	69	Dalton Holst.....	2016-19
3.	73	Steward Perez.....	1988-91
4.	70	Joe McLain.....	2005-08
5.	70	Shawn Eisenreich.....	2000-04
6.	63	Trevor Moon.....	1995-98
7.	55	Matt Strand.....	1998-01
8.	36	Brad Fults.....	1975-78
9.	33	Trevor Long.....	1991-94
10.	29	Matt Vinson.....	2014-17

Pass completion pct (minimum 500 attempts)

1.	64.1	Jonn McLain..... (934-1456-38)	2009-14
2.	60.5	Joe McLain..... (658-1088-29)	2005-08
3.	55.3	Shawn Eisenreich..... (606-1095-35)	2000-04
4.	55.1	Steward Perez..... (578-1049-62)	1988-91
5.	55.0	Matt Strand..... (533-969-28)	1998-01
6.	54.9	Matt Vinson..... (378-688-21)	2014-17
7.	54.6	Dalton Holst..... (622-1140-26)	2016-19
8.	54.2	Trevor Long..... (406-749-25)	1991-94
9.	51.1	Trevor Moon..... (635-1242-36)	1995-98
10.	49.0	Brad Fults..... (407-830-44)	1975-78

Pass efficiency (minimum 500 attempts)

1.	138.6	Jonn McLain..... (934-1456-38)	2009-14
2.	138.2	Joe McLain..... (658-1088-29)	2005-08
3.	133.8	Steward Perez..... (578-1049-62)	1988-91
4.	130.2	Shawn Eisenreich..... (606-1095-35)	2000-04
5.	129.7	Matt Strand..... (533-969-28)	1998-01
6.	129.4	Dalton Holst..... (622-1140-26)	2016-19
7.	125.2	Trevor Moon..... (635-1242-36)	1995-98
8.	121.4	Trevor Long..... (406-749-25)	1991-94
9.	110.0	Brad Fults..... (407-830-44)	1975-78
10.	109.8	Matt Vinson..... (378-688-21)	2014-17

Average yards/pass (minimum 500 attempts)

1.	8.0	Steward Perez..... (578-1049-62)	1988-91
2.	7.5	Trevor Moon..... (635-1242-36)	1995-98
3.	7.4	Joe McLain..... (658-1088-29)	2005-08
4.	7.3	Matt Strand..... (533-969-28)	1998-01
5.	7.2	Shawn Eisenreich..... (606-1095-35)	2000-04
6.	7.1	Dalton Holst..... (622-1140-26)	2016-19
7.	7.1	Trevor Long..... (406-749-25)	1991-94
8.	6.9	Jonn McLain..... (934-1456-38)	2009-14
9.	6.8	Brad Fults..... (407-830-44)	1975-78
10.	5.7	Scott Wickard..... (327-734-43)	1979-82

BOLD, Set in 2019
Active Player in *ITALICS*

STATISTICS & RECORDS

Average yards/completion (minimum 500 attempts)

1.	14.7	Trevor Moon	(635-1242-36)	1995-98
2.	14.6	Steward Perez	(578-1049-62)	1988-91
3.	13.9	Brad Fults	(407-830-44)	1975-78
4.	13.4	Matt Strand	(533-969-28)	1998-01
5.	13.0	Trevor Long	(406-749-25)	1991-94
6.	13.0	Dalton Holst	(622-1140-26)	2016-19
7.	12.9	Shawn Eisenreich	(606-1095-35)	2000-04
8.	12.9	Scott Wickard	(327-734-43)	1979-82
9.	12.2	Joe McLain	(658-1088-29)	2005-08
10.	10.8	Jon McLain	(934-1456-38)	2009-14

Passing yards/game (minimum 10 games)

1.	251.8	Dalton Holst	(32 games)	2016-19
2.	217.0	Trevor Moon	(43 games)	1995-98
3.	215.2	Jon McLain	(47 games)	2009-14
4.	205.8	Steward Perez	(41 games)	1988-91
5.	201.0	Shawn Eisenreich	(39 games)	2000-04
6.	186.3	Joe McLain	(43 games)	2005-08
7.	173.6	Matt Strand	(41 games)	1998-01
8.	167.2	Phil Warrick	(10 games)	1984
9.	141.4	Brad Fults	(40 games)	1975-78
10.	123.1	Trevor Long	(43 games)	1991-94

Pass reception yards

1.	2941	Cory Brooks (188-2941)	1992-95
2.	2486	Jess Clarke (156-2486)	1996-99
3.	2369	Nathan Ross (176-2369)	2010-13
4.	2150	Tevon Wright (144-2150)	2016-19
5.	2137	Jay Rhoades (105-2137)	1988-91
6.	2134	Bill Ryan (134-2134)	1975-78
7.	2050	Duane Smith (129-2050)	1984-85
8.	1917	B. Harrington (153-1917)	2005-09
9.	1877	Joe Planansky (154-1877)	1991-94
10.	1792	Rick Watson (96-1792)	1967-70

Pass receptions

1.	188	Cory Brooks (188-2941)	1992-95
2.	176	Nathan Ross (176-2369)	2010-13
3.	156	Jess Clarke (156-2486)	1996-99
4.	154	Joe Planansky (154-1877)	1991-94
5.	153	B. Harrington (153-1917)	2005-09
6.	145	Isaac Stockton (145-1576)	2006-09
7.	144	Tevon Wright (144-2150)	2016-19
8.	136	Jackson Dickerson (136-1327)	2016-19
9.	134	Bill Ryan (134-2134)	1975-78
10.	129	Duane Smith (129-2050)	1984-85

Pass reception TDs

1.	26	Tevon Wright	2016-19
2.	23	Nathan Ross	2010-13
3.	22	Cory Brooks	1992-95
	22	Jay Rhoades	1988-91
5.	19	Bill Ryan	1975-78
	19	Isaac Stockton	2006-09
	19	Cody Roes	2010-13
8.	17	Duane Smith	1984-85
	17	Cole Thurness	2016-19
10.	16	Bryce Flammang	2001-04

Average yards/catch (minimum 100 receptions)

1.	20.35	Jay Rhoades	(105-2137)	1988-91
2.	15.94	Jess Clarke	(156-2486)	1996-99
3.	15.93	Bill Ryan	(134-2134)	1975-78
4.	15.89	Duane Smith	(129-2050)	1984-85
5.	15.64	Cory Brooks	(188-2941)	1992-95
6.	14.93	Tevon Wright	(144-2150)	2016-19
7.	13.47	Cole Thurness	(124-1670)	2016-19
8.	13.46	Nathan Ross	(176-2369)	2010-13
9.	13.41	Michael Wahlstrom	(103-1381)	2001-02
10.	12.53	B. Harrington	(153-1917)	2005-09

Receptions/game (minimum 10 games)

1.	6.79	Duane Smith	(19 games)	1984-85
2.	5.15	Michael Wahlstrom	(20 games)	2001-02
3.	5.04	Jackson Dickerson	(27 games)	2016-19
4.	4.95	Max Gray	(20 games)	2015-16
5.	4.90	Don Beebe	(10 games)	1988
6.	4.72	Jim Fairfield	(18 games)	1981-82
7.	4.48	Cory Brooks	(42 games)	1992-95
8.	3.91	Nathan Ross	(45 games)	2010-13
9.	3.90	Mike Lockwood	(10 games)	1988
10.	3.81	Bryce Flammang	(26 games)	2001-04

Total offense yards

1.	10091	Jon McLain (1625-10091)	2009-14
2.	9044	Trevor Moon (1400-9044)	1995-98
3.	8718	Joe McLain (1333-8718)	2005-08
4.	8703	Steward Perez (1353-8703)	1988-91
5.	8087	Dalton Holst (622-1140-26)	2016-19
6.	7960	Danny Woodhead (1158-7960)	2004-07
7.	7928	Shawn Eisenreich (1258-7928)	2000-04
8.	7852	Matt Strand (1170-7852)	1998-01
9.	6603	Brad Fults (1152-6603)	1975-78
10.	5223	Trevor Long (868-5223)	1991-94

TDs responsible for

1.	109	Danny Woodhead	2004-07
2.	103	Jon McLain	2009-14
3.	88	Steward Perez	1988-91
4.	87	Joe McLain	2005-08
5.	75	Shawn Eisenreich	2000-04
6.	70	Dalton Holst	2016-19
7.	66	Trevor Moon	1995-98
8.	65	Matt Strand	1998-01
9.	53	Brad Fults	1975-78
10.	48	David McCartney	1990-93

Total offense/game (minimum 10 games)

1.	252.7	Dalton Holst	(32 games)	2016-19
2.	214.7	Jon McLain	(47 games)	2009-14
3.	212.3	Steward Perez	(41 games)	1988-91
4.	210.3	Trevor Moon	(43 games)	1995-98
5.	203.3	Shawn Eisenreich	(39 games)	2000-04
6.	202.7	Joe McLain	(43 games)	2005-08
7.	191.5	Matt Strand	(41 games)	1998-01
8.	180.9	Danny Woodhead	(44 games)	2004-07
9.	165.1	Brad Fults	(40 games)	1975-78
10.	139.7	Phil Warrick	(10 games)	1984

Total offense/play (minimum 850 plays)

1.	6.87	Danny Woodhead	(1158-7960)	2004-07
2.	6.71	Matt Strand	(1170-7852)	1998-01
3.	6.54	Joe McLain	(1333-8718)	2005-08
4.	6.51	Dalton Holst	(1242-8087)	2016-19
5.	6.46	Trevor Moon	(1400-9044)	1995-98
6.	6.43	Steward Perez	(1353-8703)	1988-91
7.	6.30	Shawn Eisenreich	(1258-7928)	2000-04
8.	6.21	Jon McLain	(1625-10091)	2009-14
9.	6.02	Trevor Long	(868-5223)	1991-94
10.	5.73	Brad Fults	(1152-6603)	1975-78

All purpose yards

1.	9480	Danny Woodhead	2004-07
2.	6037	Glen Clinton	2010-13
3.	4968	David Jones	1987-90
4.	4116	Austin Forster	1999-03
5.	3825	Nathan Ross	2010-13
6.	3816	Derek Jackson	2014-17
7.	3726	Bill Ryan	1975-78
8.	3684	Michael Madkins	2011-14
9.	3651	J D Hill	1978-80
10.	3561	Corey Campbell	1992-95

BOLD, Set in 2019
Active Player in ITALICS

STATISTICS & RECORDS

All purpose yards/game (minimum 10 games)

1.	215.5	Danny Woodhead.....	(44 games)	2004-07
2.	170.9	Don Beebe.....	(10 games)	1988
3.	143.7	Glen Clinton.....	(42 games)	2010-13
4.	140.5	Duane Smith.....	(19 games)	1984-85
5.	127.4	David Jones.....	(39 games)	1987-90
6.	121.4	Larry Gold.....	(17 games)	1967-68
7.	117.8	J D Hill.....	(31 games)	1978-80
8.	108.3	Austin Forster.....	(38 games)	1999-03
9.	102.5	Cody Paul.....	(37 games)	2013-16
10.	99.9	Anthony Simmons.....	(32 games)	1997-99

Total points scored

1.	654	Danny Woodhead (109 TD).....	2004-07
2.	371	Travis Atter (200 PAT, 57 FG).....	2006-09
3.	294	David McCartney (48 TD, 3 PAT).....	1990-93
4.	254	Scott Doyle (116 PAT, 46 FG).....	1992-95
5.	228	David Jones (38 TD).....	1987-90
6.	222	Jay Masek (77 PAT, 48 FG).....	1987-90
7.	212	Glen Clinton (35 TD, 1 PAT).....	2010-13
8.	210	Derek Jackson (35 TD).....	2014-17
9.	206	Austin Forster (34 TD, 1 PAT).....	1999-03
10.	203	Ryan Mackey (113 PAT, 30 FG).....	2002-05

Touchdowns scored

1.	109	Danny Woodhead (101 rush, 8 rcv).....	2004-07
2.	48	David McCartney (48 rush).....	1990-93
3.	38	David Jones (32 rush, 1 rcv).....	1987-90
4.	35	Glen Clinton (37 rush, 2 rcv, 1 ret).....	2010-13
	35	Derek Jackson (35 rush).....	2014-17
6.	34	Austin Forster (30 rush, 4 rcv).....	1999-03
7.	33	Bob Houston (31 rush, 2 rcv).....	1973-76
8.	29	Kevin Coy, Jr. (29 rush).....	2015-18
9.	27	Willy Long (27 rush).....	1980-82
	27	Michael Madkins (25 rush, 2 rcv).....	2011-14

PAT kicks made

1.	200	Travis Atter (200-214).....	2006-09
2.	116	Scott Doyle (116-128).....	1992-95
3.	113	Ryan Mackey (113-134).....	2002-05
4.	109	Will Morgan (109-115).....	2016-19
5.	101	Alex Ferdinand (101-108).....	2011-15
6.	84	Randy Wentz (84-90).....	2013-16
7.	83	Aaron Turner (83-89).....	1998-00
8.	76	Jay Masek (76-86).....	1987-90
9.	56	Mike Kearns (56-56).....	1969-70
	56	Dan O'Donnell (56-63).....	1997-98

PAT kicks attempted

1.	214	Travis Atter (200-214).....	2006-09
2.	134	Ryan Mackey (113-134).....	2002-05
3.	128	Scott Doyle (116-128).....	1992-95
4.	115	Will Morgan (109-115).....	2016-19
5.	108	Alex Ferdinand (101-108).....	2011-15
6.	90	Randy Wentz (84-90).....	2013-16
7.	89	Aaron Turner (83-89).....	1998-00
8.	86	Jay Masek (76-86).....	1987-90
9.	63	Dan O'Donnell (56-63).....	1997-98
10.	56	Mike Kearns (56-56).....	1969-70

PAT kick pct (minimum 30 attempts)

1.	100.0	Michael Ziola.....	(39-39)	2010
	100.0	Mike Kearns.....	(56-56)	1969-70
3.	94.8	Will Morgan.....	(109-115)	2016-19
4.	94.4	Vince Severino.....	(34-36)	1991
5.	93.5	Alex Ferdinand.....	(101-108)	2011-15
6.	93.5	Travis Atter.....	(200-214)	2006-09
7.	93.3	Randy Wentz.....	(84-90)	2013-16
8.	93.3	Aaron Turner.....	(83-89)	1998-00
9.	90.6	Scott Doyle.....	(116-128)	1992-95
10.	88.9	Dan O'Donnell.....	(56-63)	1997-98

Field goals made

1.	57	Travis Atter (57-78).....	2006-09
2.	48	Jay Masek (48-68).....	1987-90
3.	46	Scott Doyle (46-69).....	1992-95
4.	37	Alex Ferdinand (37-49).....	2011-15
5.	30	Ryan Mackey (30-45).....	2002-05
6.	29	Randy Wentz (29-35).....	2013-16
7.	27	Aaron Turner (27-37).....	1998-00
8.	18	Michael Ziola (18-22).....	2010
9.	15	Chad Emanuel (15-0).....	1974-77
10.	13	Will Morgan (13-20).....	2016-19

Field goal pct (minimum 30 attempts)

1.	82.9	Randy Wentz.....	(29-35)	2013-16
2.	75.5	Alex Ferdinand.....	(37-49)	2011-14
2.	73.1	Travis Atter.....	(57-78)	2006-09
3.	73.0	Aaron Turner.....	(27-37)	1998-00
4.	70.6	Jay Masek.....	(48-68)	1987-90
5.	66.7	Ryan Mackey.....	(30-45)	2002-05
	66.7	Scott Doyle.....	(46-69)	1992-95

Punt yards

1.	9494	Zach Smith (234-9494).....	2013-16
2.	9446	Jarod Moeller (245-9446).....	1996-99
3.	8655	Kevin Berg (212-8655).....	2006-10
4.	7240	Duane Fritz (181-7240).....	1973-76
5.	7224	Rod Bussinger (190-7224).....	1982-85
6.	6697	Lynn Wendelin (174-6697).....	1992-95
7.	6362	Mark Perrella (178-6362).....	1978-81
8.	4543	Zack Kozlik (112-4543).....	2017-18
9.	4375	Scott Charron (119-4375).....	1984,86-87
10.	4329	Matt Strand (115-4329).....	1998-01

Average yards/punt (minimum 50 attempts)

1.	40.83	Kevin Berg.....	(212-8655)	2006-10
2.	40.57	Zach Smith.....	(234-9494)	2013-16
3.	40.56	Zack Kozlik.....	(112-4543)	2017-18
4.	40.00	Duane Fritz.....	(181-7240)	1973-76
5.	38.56	Jarod Moeller.....	(245-9446)	1996-99
6.	38.49	Lynn Wendelin.....	(174-6697)	1992-95
7.	38.47	Josh Borm.....	(107-4116)	2011-12
8.	38.04	Mitch Barry.....	(90-3424)	2001-04
9.	38.04	Ross Janssen.....	(71-2701)	2004-05
10.	38.02	Rod Bussinger.....	(190-7224)	1982-85

Punt return yards

1.	998	Mitch Barry (89-998).....	2001-04
2.	975	Jamie Knapke (96-975).....	1995-98
3.	920	Austin Forster (83-920).....	1999-03
4.	622	Micah Smith (35-622).....	2004,06-07
5.	560	C. Mitchell (55-560).....	1981-83
	560	Jerome Hyatte (55-560).....	1988-91
10.	538	Mark Sholtz (39-538).....	1976-77,79,83
7.	532	Bill Ryan (50-532).....	1975-78
8.	495	Jed Herblan (62-495).....	2007-10
9.	483	Cody Gamble (54-483).....	1991-94

Punt returns

1.	96	Jamie Knapke (96-975).....	1995-98
2.	89	Mitch Barry (89-998).....	2001-04
3.	83	Austin Forster (83-920).....	1999-03
4.	62	Jed Herblan (62-495).....	2007-10
5.	55	C. Mitchell (55-560).....	1981-83
	55	Jerome Hyatte (55-560).....	1988-91
7.	54	Cody Gamble (54-483).....	1991-94
8.	50	Bill Ryan (50-532).....	1975-78
9.	39	Mark Sholtz.....	1976-77,79,83
10.	35	Micah Smith (35-622).....	2004,06-07
	35	Michael Madkins (35-359).....	2011-14

Punt return TDs

1.	2	Mark Sholtz.....	1976-77,79,83
	2	Solomon Withers.....	1999
	2	M. Threatts.....	2008-09
	2	Cody Paul.....	2013-16
	2	Bill Ryan.....	1975-78

BOLD, Set in 2019
Active Player in *ITALICS*

STATISTICS & RECORDS

Average yards/punt return (minimum 20 attempts)

1.	17.77	Micah Smith.....	(35-622)	2004-06-07
2.	16.71	Cody Paul.....	(21-351)	2013-16
3.	13.79	Mark Sholtz.....	(39-538)	1976-77,79,83
4.	13.68	Landon Ehlers.....	(28-383)	2004-07
5.	11.44	Marvin Jackson.....	(25-286)	2000-03
6.	11.21	Mitch Barry.....	(89-998)	2001-04
7.	11.08	Austin Forster.....	(83-920)	1999-03
8.	10.64	Bill Ryan.....	(50-532)	1975-78
9.	10.33	Paul Muzquiz.....	(21-217)	1972-75
10.	10.27	Henry Tullo.....	(22-226)	1968-70

Kick return yards

1.	1451	Cody Paul (55-1451).....	2013-16
2.	1444	Nathan Ross (62-1444).....	2010-13
3.	1354	B. Harrington (52-1354).....	2005-09
4.	1336	J D Hill (49-1336).....	1978-80
5.	1276	Stevann Brown.....	2016-19
6.	1270	Jeff Palsler (54-1270).....	1991-93
7.	1096	Mark Sholtz (46-1096).....	1976-77, 79, 83
8.	1043	Bill Ryan (42-1043).....	1975-78
9.	1017	Marvin Jackson (35-1017).....	2000-03
10.	915	Beau Sheets (34-915).....	1999-01,03

Kick returns

1.	62	Nathan Ross (62-1444).....	2010-13
2.	54	Jeff Palsler (54-1270).....	1991-93
3.	52	B. Harrington (52-1354).....	2005-09
4.	49	J D Hill (49-1336).....	1978-80
5.	46	Mark Sholtz (46-1096).....	1976-77, 79, 83
6.	42	Bill Ryan (42-1043).....	1975-78
7.	41	Todd Zietlow (41-878).....	1991-94
41		Jerome Hyatte (41-693).....	1988-91
9.	35	Marvin Jackson (35-1017).....	2000-03
10.	34	Beau Sheets (34-915).....	1999-01,03

Kick return TDs

1.	2	Marvin Jackson.....	2000-03
----	---	---------------------	---------

Average yards/kick return (minimum 30 attempts)

1.	29.06	Marvin Jackson.....	(35-1017)	2000-03
2.	27.27	J D Hill.....	(49-1336)	1978-80
3.	26.91	Beau Sheets.....	(34-915)	1999-01,03
4.	26.38	Cody Paul.....	(55-1451)	2013-16
5.	26.04	B. Harrington.....	(52-1354)	2005-09
6.	24.83	Bill Ryan.....	(42-1043)	1975-78
7.	24.54	Stevann Brown.....	(52-1276)	2016-19
8.	23.83	Mark Sholtz.....	(46-1096)	1976-77,79,83
9.	23.52	Jeff Palsler.....	(54-1270)	1991-93
10.	23.29	Nathan Ross.....	(62-1444)	2010-13

Interception return yards

1.	354	Marvin Jackson (21-354).....	2000-03
2.	324	Cody Gamble (21-324).....	1991-94
3.	290	Ken Thompson (16-290).....	1979-81
4.	242	Ryan Turman (14-242).....	1995-98
5.	214	Jerome Hyatte (18-214).....	1988-91
6.	199	Mitch Barry (11-199).....	2001-04
7.	184	Corey Anderson (8-184).....	1987-90
184		Cordell Bullis (12-184).....	1969-72
9.	180	Jack Padgett (9-180).....	1974-75
10.	169	Randy Bauer (16-169).....	1971-73

Interceptions

1.	21	Marvin Jackson (21-354).....	2000-03
21		Cody Gamble (21-324).....	1991-94
3.	18	Jerome Hyatte (18-214).....	1988-91
4.	16	Ken Thompson (16-290).....	1979-81
16		Randy Bauer (16-169).....	1971-73
6.	14	Ryan Turman (14-242).....	1995-98
14		Kevin Kirwan (14-36).....	1967-69
8.	13	Ron Brooks (13-165).....	1974-77
13		Rick Watson (13-121).....	1967-70
10.	12	Cordell Bullis (12-184).....	1969-72

Interception return TDs

1.	4	Marvin Jackson.....	2000-03
2.	3	Ken Thompson.....	1979-81
3.	2	Lane Haller.....	2011-14
2		Kent Woodhead.....	1976-78
2		Cody Gamble.....	1991-94
2		Steve Wadas.....	1978,80-81
2		Ryan Turner.....	1998
2		Kerry Bailey.....	1993-96
2		Scott Sterkel.....	1998,00-02
2		Ross Morris.....	1998-01
2		Phil Rivera.....	2009-12
2		Eric Barker.....	2003-06
2		Cordell Bullis.....	1969-72

Total tackles

1.	492	Kevin Homer (286-206).....	1995-98
2.	401	Corey Anderson (164-237).....	1987-90
3.	371	Chad Johnson (145-226).....	1991-94
4.	356	Rick Nave (125-231).....	1971-74
5.	340	Joe Aimone (94-246).....	1971-74
6.	329	Ryan Wood (186-143).....	2013-17
7.	328	Dylan Furrer (153-175).....	2012-15
8.	325	Russ Anderson (131-194).....	1988-91
9.	319	Ryan Turman (234-85).....	1995-98
10.	302	Austin Bailey (173-129).....	2004-08

Tackles for loss

1.	67.5	Kevin Homer (67-1/155).....	1995-98
2.	52.0	Bart Voycheske (23-58/108).....	1979-82
3.	49.5	Austin Bailey (40-19/231).....	2004-08
4.	39.0	Casey Haldeman (30-18/166).....	2000-04
5.	37.5	Keifer Burke (29-17/157).....	2009-12
6.	37.0	Collin Eisenman (93-101/154).....	2014-17
7.	37.0	Kevin Lindholm (24-26/142).....	2009-12
8.	35.0	Jared Koester (26-18/156).....	2005-08
35.0		Jason Barthel (35-0/84).....	1998-01
10.	32.5	Casey Beran (32-1/107).....	1995-99

Yards from tackles for loss

1.	231	Austin Bailey (40-19/231).....	2004-08
2.	211	Mark Wyman (26-1/211).....	1987-90
3.	200	Corey Anderson (30-2/200).....	1987-90
4.	173	Rick Nave (24-0/173).....	1971-74
5.	166	Casey Haldeman (30-18/166).....	2000-04
6.	164	Todd Axthelm (25-0/164).....	1973-75
7.	157	Keifer Burke (29-17/157).....	2009-12
8.	156	Jared Koester (26-18/156).....	2005-08
9.	155	Kevin Homer (67-1/155).....	1995-98
10.	154	Collin Eisenman (93-101/154).....	2014-17

Quarterback sacks

1.	35.0	Casey Beran (34-2/264).....	1995-99
2.	31.5	Jeff Japp (29-5/266).....	1997-00
3.	26.0	Scott Dolfi (26-0/190).....	1993-94
4.	25.5	Joe Juelfs (24-3/184).....	1991,93-95
5.	19.5	Casey Haldeman (15-9/118).....	2000-04
6.	19.0	Keifer Burke (15-8/122).....	2009-12
7.	18.0	Collin Eisenman (14-8/115).....	2014-17
8.	17.5	Jeff Turman (16-3/157).....	1998-01
9.	17.0	Jared Koester (13-8/94).....	2005-08
10.	16.5	James Belville (14-5/97).....	2008-11
16.5		Chris Evans (16-1/102).....	1997-00

Yards from sacks

1.	266	Jeff Japp (29-5/266).....	1997-00
2.	264	Casey Beran (34-2/264).....	1995-99
3.	190	Scott Dolfi (26-0/190).....	1993-94
4.	184	Joe Juelfs (24-3/184).....	1991,93-95
5.	157	Jeff Turman (16-3/157).....	1998-01
6.	122	Keifer Burke (15-8/122).....	2009-12
7.	118	Casey Haldeman (15-9/118).....	2000-04
118		Bill Teerlinck (13-4/118).....	2000-02
9.	115	Collin Eisenman (14-8/115).....	2014-17
10.	114	Austin Bailey (13-5/114).....	2004-08

BOLD, Set in 2019
Active Player in ITALICS

STATISTICS & RECORDS

Fumbles forced

1.	16	Kevin Homer.....	1995-98
2.	10	Jeff Japp.....	1997-00
3.	7	Casey Beran.....	1995-99
	7	Tyler Lewis.....	2016-19
5.	5	Cory Beran.....	2007-10
	5	Austin Bailey.....	2004-08
	5	James Belville.....	2008-11
	5	Joe Juelfs.....	1991,93-95
	5	Paul Schweger.....	2003-07
	5	Bill Teerlinck.....	2000-02
	5	Kalan Jones.....	2003-06
	5	Dylan Furrier.....	2012-15

Passes defended

1.	57	Marvin Jackson (36 brup, 21 int).....	2000-03
2.	45	Cody Gamble (24 brup, 21 int).....	1991-94
3.	42	Kevin Homer (35 brup, 7 int).....	1995-98
	42	Mitch Barry (31 brup, 11 int).....	2001-04
5.	40	Jerome Hyatte (22 brup, 18 int).....	1988-91
6.	36	Ken Thompson (20 brup, 16 int).....	1979-81
	36	DeAndre Barthwell (28 brup, 8 int).....	2015-19
8.	33	Jamie Knapke (26 brup, 7 int).....	1995-98
9.	32	Ryan Turman (18 brup, 14 int).....	1995-98
10.	29	Kerry Bailey (22 brup, 7 int).....	1993-96
	29	Conor Casey (25 brup, 4 int).....	2011-15

QB hurries

1.	38	Casey Beran.....	1995-99
2.	27	Nick Hoff.....	1995-98
3.	24	Kory Richardson.....	1995-98
4.	22	Jeff Japp.....	1997-00
	22	Kevin Homer.....	1995-98
6.	19	Collin Eisenman.....	2014-17
7.	18	Joe Juelfs.....	1991,93-95
8.	16	Chris Evans.....	1997-00
9.	15	Jeff Turman.....	1998-01
10.	13	James Belville.....	2008-11

Blocked kicks

1.	5	Kevin Homer.....	1995-98
	5	Kramer Hirz.....	2007-10
	5	Collin Eisenman.....	2014-17
3.	4	Ben Puffer.....	2006-09
4.	3	Mike Nozicka.....	1986-89
	3	Mark Wyman.....	1987-90
	3	Ethan Bauer.....	2010-14
	3	Jake Ellerd.....	2002-05
	3	Casey Beran.....	1995-99
	3	Eric Roth.....	2005-09
	3	Tim Lecher.....	1987-90
	3	Todd Biggs.....	1989-92
	3	Court Lutgen.....	1998-99

Postseason Records

INDIVIDUAL

Most Yards Rushing	252.....	Danny Woodhead vs. West Texas A&M, 2006
Most Yards Passing	443.....	Joe McLain vs. Abilene Christian, 2007
Most Passes Completed	37.....	Joe McLain vs. Abilene Christian, 2007
Most Passes Attempted	66.....	Joe McLain vs. Northwest Missouri, 2007
Most Passes Caught	10.....	Danny Woodhead, Northwest Missouri, 2007
Most Yards Receiving	193.....	Bill Ryan vs. Baker University, 1978
Longest Field Goal	48 yards.....	Aaron Turner vs. Cal Davis, 2000
Longest Touchdown Pass	88 yards from Brad Fults to Bill Ryan.....	vs. Baker University, 1978
Longest Touchdown Run From Scrimmage	44 yards by Brad Fults.....	vs. Baker University, 1978
Most Interceptions	4.....	Verne Lewellen vs. Idaho State, 1949
Longest Touchdown Run With an Interception	52.....	Ryan Turman vs. Central Oklahoma, 1996
Most Tackles	20.....	Corey Anderson vs. Dickinson State, 1990
Most Unassisted Tackles	17.....	Corey Anderson vs. Dickinson State, 1990

TEAM

Most First Downs	41.....	vs. Abilene Christian, 2007
Most Yards Rushing	290.....	vs. West Texas A&M, 2006
Most Yards Passing	443.....	vs. Abilene Christian, 2007
Most Total Net Yards	716.....	vs. Abilene Christian, 2007
Most Points Scored	76.....	vs. Abilene Christian, 2007
Postseason Play Before Joining Division II (1-3)		
1949:	Idaho State University 20, Chadron State 2 (Bean Bowl at Scottsbluff)	
1978:	CSC 30, Baker University 19 (Boot Hill Bowl at Dodge City, Kan.)	
1989:	Nebraska Wesleyan 46, CSC 43, 2OT (NAIA II Playoffs at Chadron, Neb.)	
1990:	Dickinson State 28, CSC 3, (NAIA II Playoffs at Dickinson, S.D.)	
NCAA D-II Playoff Results (3-7)		
1996:	Central Oklahoma 23, CSC 21 (NCAA II Playoffs at Edmund, Okla.)	
1998:	Central Oklahoma 21, CSC 19 (NCAA II Playoffs at Edmund, Okla.)	
2000:	Cal Davis 48, CSC 10 (NCAA II Playoffs at Davis, Calif.)	
2001:	Tarleton State 28, CSC 24 (NCAA II Playoffs at Chadron, Neb.)	
2006:	CSC 43, West Texas A&M 17 (NCAA II Playoffs at Chadron, Neb.)	
	Northwest Missouri 28, CSC 21 (NCAA II Playoffs at Maryville, Mo.)	
2007:	CSC 76, Abilene Christian 73, 3OT (NCAA II Playoffs at Chadron, Neb.)	
	Northwest Missouri 26, CSC 13 (NCAA II Playoffs at Chadron, Neb.)	
2008:	CSC 23, Wayne State 17, (NCAA II Playoffs at Chadron, Neb.)	
	*Minnesota-Duluth 20, CSC 10 (NCAA II Playoffs at Duluth, Minn.)	
2012:	^West Texas A&M 38, CSC 30 (NCAA II Playoffs at Chadron, Neb.)	

All-Time Record in Postseason: 4-11

Home: 3-4
Away: 0-6
Neutral: 1-1

* Won 2008 NCAA D-II National Championship
^ 2012 season vacated by NCAA

Individual Season Records

Rushing yards

1.	2756	Danny Woodhead (344-2756).....	2006
2.	1840	Danny Woodhead (284-1840).....	2004
3.	1769	Danny Woodhead (278-1769).....	2005
4.	1597	Danny Woodhead (250-1597).....	2007
5.	1570	David Jones (225-1570).....	1990
6.	1518	Glen Clinton (242-1518).....	2013
7.	1458	David Jones (211-1458).....	1989
8.	1443	Corey Campbell (252-1443).....	1994
9.	1359	David McCartney (267-1359).....	1992
10.	1350	Glen Clinton (217-1350).....	2012

Rushing attempts

1.	344	Danny Woodhead (344-2756).....	2006
2.	284	Danny Woodhead (284-1840).....	2004
3.	278	Danny Woodhead (278-1769).....	2005
4.	267	David McCartney (267-1359).....	1992
5.	252	Corey Campbell (252-1443).....	1994
6.	250	Danny Woodhead (250-1597).....	2007
7.	250	Mike Fackrell (250-1186).....	1996
8.	242	Glen Clinton (242-1518).....	2013
9.	233	Corey Campbell (233-1123).....	1995
10.	225	David Jones (225-1570).....	1990

Rushing TDs

1.	34	Danny Woodhead.....	2006
2.	25	David McCartney.....	1992
	25	Danny Woodhead.....	2004
4.	21	Danny Woodhead.....	2007
	21	Danny Woodhead.....	2005
6.	15	Kevin Coy, Jr.....	2018
7.	14	David McCartney.....	1991
	14	David Jones.....	1990
	14	Austin Forster.....	2000
	14	Derek Jackson.....	2017

Average yards/rush (minimum 150 attempts)

1.	8.01	Danny Woodhead..... (344-2756)	2006
2.	6.98	David Jones..... (225-1570)	1990
3.	6.91	David Jones..... (211-1458)	1989
4.	6.48	Danny Woodhead..... (284-1840)	2004
5.	6.39	Danny Woodhead..... (250-1597)	2007
6.	6.36	Danny Woodhead..... (278-1769)	2005
7.	6.27	Glen Clinton..... (242-1518)	2013
8.	6.22	Glen Clinton..... (217-1350)	2012
9.	6.06	Anthony Simmons..... (175-1060)	1997
10.	5.78	Derek Jackson..... (183-1058)	2017

Rushing yards/game (minimum 5 games)

1.	212.0	Danny Woodhead..... (13 games)	2006
2.	184.0	Danny Woodhead..... (10 games)	2004
3.	176.9	Danny Woodhead..... (10 games)	2005
4.	157.0	David Jones..... (10 games)	1990
5.	145.8	David Jones..... (10 games)	1989
6.	145.2	Danny Woodhead..... (11 games)	2007
7.	138.0	Glen Clinton..... (11 games)	2013
8.	135.9	David McCartney..... (10 games)	1992
9.	131.2	Corey Campbell..... (11 games)	1994
10.	125.1	Larry Gold..... (9 games)	1968

Pass attempts

1.	419	Dalton Holst (227-419-7).....	2019
2.	394	Jonnn McLain (258-394-17).....	2013
3.	392	John Riggs (199-392-9).....	1985
4.	381	Dalton Holst (200-381-12).....	2017
5.	379	Jonnn McLain (235-379-7).....	2014
6.	374	Joe McLain (238-374-6).....	2008
7.	372	Joe McLain (220-372-10).....	2007
8.	370	Shawn Eisenreich (196-370-9).....	2003
9.	367	Trevor Moon (185-367-12).....	1997
10.	366	Matt Vinson (199-366-16).....	2016

Pass completions

1.	258	Jonnn McLain (258-394-17).....	2013
2.	239	Jonnn McLain (239-362-6).....	2012
3.	238	Joe McLain (238-374-6).....	2008
4.	235	Jonnn McLain (235-379-7).....	2014
5.	227	Dalton Holst (227-419-7).....	2019
6.	220	Joe McLain (220-372-10).....	2007
7.	200	Dalton Holst (200-381-12).....	2017
8.	199	John Riggs (199-392-9).....	1985
9.	199	Brandon Gorsuch (199-330-10).....	2011
199		Matt Vinson (199-366-16).....	2016

Passing yards

1.	3119	Dalton Holst (227-419-7).....	2019
2.	2891	John Riggs (199-392-9).....	1985
3.	2715	Shawn Eisenreich (196-370-9).....	2003
4.	2714	Trevor Moon (185-367-12).....	1997
5.	2707	Joe McLain (238-374-6).....	2008
6.	2688	Joe McLain (220-372-10).....	2007
7.	2643	Steward Perez (179-314-18).....	1991
8.	2615	Jonnn McLain (258-394-17).....	2013
9.	2606	Jonnn McLain (239-362-6).....	2012
10.	2603	Dalton Holst (195-340-7).....	2018

Passing TDs

1.	33	Dalton Holst.....	2019
2.	30	Jonnn McLain.....	2012
3.	28	Joe McLain.....	2008
4.	27	John Riggs.....	1985
5.	23	Shawn Eisenreich.....	2003
	23	Jonnn McLain.....	2013
7.	22	Shawn Eisenreich.....	2002
	22	Steward Perez.....	1991
	22	Jonnn McLain.....	2014
	22	Trevor Moon.....	1997
	22	Dalton Holst.....	2018

Pass completion pct (minimum 250 attempts)

1.	66.0	Jonnn McLain..... (239-362-6)	2012
2.	65.5	Jonnn McLain..... (258-394-17)	2013
3.	63.6	Joe McLain..... (238-374-6)	2008
4.	63.5	Garrett Treffer..... (176-277-10)	2009
5.	62.7	Jonnn McLain..... (170-271-8)	2010
6.	62.0	Jonnn McLain..... (235-379-7)	2014
7.	60.3	Brandon Gorsuch..... (199-330-10)	2011
8.	59.1	Joe McLain..... (220-372-10)	2007
9.	58.1	Shawn Eisenreich..... (191-329-15)	2004
10.	57.4	Dalton Holst..... (195-340-7)	2018

Pass efficiency (minimum 250 attempts)

1.	150.5	Jonnn McLain..... (239-362-6)	2012
2.	145.9	Joe McLain..... (238-374-6)	2008
3.	139.4	Steward Perez..... (179-314-18)	1991
	139.4	Dalton Holst..... (227-419-7)	2019
4.	138.9	Dalton Holst..... (195-340-7)	2018
5.	136.0	Matt Strand..... (175-313-7)	2001
6.	135.0	Jonnn McLain..... (170-271-8)	2010
7.	134.7	Jonnn McLain..... (235-379-7)	2014
8.	134.3	Matt Strand..... (176-308-7)	2000
9.	131.9	Jonnn McLain..... (258-394-17)	2013
10.	131.3	Joe McLain..... (220-372-10)	2007

Average yards/pass (minimum 250 attempts)

1.	8.4	Steward Perez..... (179-314-18)	1991
2.	7.9	Steward Perez..... (139-271-21)	1988
3.	7.7	Matt Strand..... (175-313-7)	2001
4.	7.7	Dalton Holst..... (195-340-7)	2018
4.	7.6	Trevor Moon..... (159-306-5)	1998
5.	7.6	Trevor Moon..... (134-267-10)	1996
6.	7.5	Trevor Moon..... (157-302-9)	1995
7.	7.4	Dalton Holst..... (227-419-7)	2019
8.	7.4	Trevor Moon..... (185-367-12)	1997
9.	7.4	John Riggs..... (199-392-9)	1985
	7.4	Matt Strand..... (177-336-14)	1999

BOLD, Set in 2019
Active Player in ITALICS

STATISTICS & RECORDS

Average yards/completion (minimum 250 attempts)

1.	15.4	Steward Perez	(139-271-21)	1988
2.	15.1	Trevor Moon	(134-267-10)	1996
3.	14.8	Steward Perez	(179-314-18)	1991
4.	14.7	Trevor Moon	(185-367-12)	1997
5.	14.6	Trevor Moon	(159-306-5)	1998
6.	14.5	John Riggs	(199-392-9)	1985
7.	14.4	Trevor Moon	(157-302-9)	1995
8.	14.0	Matt Strand	(177-336-14)	1999
9.	13.9	Shawn Eisenreich	(196-370-9)	2003
10.	13.7	Matt Strand	(175-313-7)	2001

Passing yards/game (minimum 5 games)

1.	321.2	John Riggs	(9 games)	1985
2.	283.5	Dalton Holst	(11 games)	2019
3.	271.5	Shawn Eisenreich	(10 games)	2003
4.	260.3	Dalton Holst	(10 games)	2018
5.	247.8	Matt Strand	(10 games)	1999
6.	246.7	Trevor Moon	(11 games)	1997
7.	241.2	Shawn Eisenreich	(10 games)	2004
8.	240.6	Matt Strand	(10 games)	2001
9.	240.3	Steward Perez	(11 games)	1991
10.	237.7	Jonn McLain	(11 games)	2013

Pass reception yards

1.	1264	Duane Smith (71-1264)	1985
2.	1146	Tevon Wright (74-1146)	2019
3.	1016	Jay Rhoades (52-1016)	1991
4.	978	Rick Watson (56-978)	1970
5.	958	Cory Brooks (56-958)	1995
6.	906	Don Beebe (49-906)	1988
7.	899	Kyle Vinich (63-899)	2014
8.	899	B. Harrington (82-899)	2008
9.	894	Dale Drahota (40-894)	1976
10.	868	Bill Ryan (65-868)	1978

Pass receptions

1.	82	B. Harrington (82-899)	2008
2.	78	Jackson Dickerson (78-746)	2017
3.	74	Tevon Wright (74-1146)	2019
4.	71	Duane Smith (71-1264)	1985
5.	69	Isaac Stockton (69-739)	2008
6.	65	Bill Ryan (65-868)	1978
	65	Cole Thurness	2019
8.	64	Michael Wahlstrom (64-801)	2002
9.	63	Kyle Vinich (63-899)	2014
10.	60	Jim Fairfield (60-821)	1981

Pass reception TDs

1.	16	Tevon Wright	2019
2.	13	Jay Rhoades	1991
	13	Don Beebe	1988
4.	12	Bryce Flammang	2004
5.	11	Duane Smith	1985
6.	10	Isaac Stockton	2008
	10	Cody Roes	2013
	10	Nathan Ross	2012
9.	9	Cory Brooks	1994
	9	Bill Ryan	1978
	9	B. Harrington	2008
	9	Troy Theobald	1996
	9	Chris Stein	1989
	9	Kyle Vinich	2014

Average yards/catch (minimum 30 receptions)

1.	22.35	Dale Drahota	(40-894)	1976
2.	21.10	Troy Theobald	(41-865)	1996
3.	20.47	Rick Watson	(30-614)	1969
4.	19.54	Jay Rhoades	(52-1016)	1991
5.	18.66	Anthony Hughes	(32-597)	2002
6.	18.49	Don Beebe	(49-906)	1988
7.	17.80	Duane Smith	(71-1264)	1985
8.	17.46	Rick Watson	(56-978)	1970
9.	17.11	Cory Brooks	(56-958)	1995
10.	16.94	Ben Woodhead	(33-559)	2004

Receptions/game (minimum 5 games)

1.	7.89	Duane Smith	(9 games)	1985
2.	7.09	Jackson Dickerson	(11 games)	2017
3.	6.73	Tevon Wright	(11 games)	2019
4.	6.40	Michael Wahlstrom	(10 games)	2002
5.	6.31	B. Harrington	(13 games)	2008
6.	6.22	Rick Watson	(9 games)	1970
7.	6.00	Jim Fairfield	(10 games)	1981
8.	5.91	Bill Ryan	(11 games)	1978
	5.91	Cole Thurness	(11 games)	2019
10.	5.80	Duane Smith	(10 games)	1984

Total offense yards

1.	3251	Dalton Holst (465-3251)	2019
2.	2948	Joe McLain (450-2948)	2007
3.	2910	John Riggs (503-2910)	1985
4.	2841	Joe McLain (441-2841)	2008
5.	2776	Matt Strand (385-2776)	2001
6.	2756	Danny Woodhead (345-2756)	2006
7.	2697	Shawn Eisenreich (418-2697)	2003
8.	2656	Jonn McLain (432-2656)	2013
9.	2628	Steward Perez (371-2628)	1991
10.	2618	Jonn McLain (412-2618)	2012

TDs responsible for

1.	38	Danny Woodhead	2006
2.	35	Jonn McLain	2012
3.	34	Dalton Holst	2019
4.	32	Joe McLain	2008
5.	28	John Riggs	1985
	28	Joe McLain	2007
7.	27	Danny Woodhead	2004
8.	25	Steward Perez	1991
	25	Shawn Eisenreich	2003
	25	David McCartney	1992

Total offense/game (minimum 5 games)

1.	323.3	John Riggs	(9 games)	1985
2.	295.5	Dalton Holst	(11 games)	2019
3.	277.6	Matt Strand	(10 games)	2001
4.	269.7	Shawn Eisenreich	(10 games)	2003
5.	260.5	Matt Strand	(10 games)	1999
6.	253.0	Dalton Holst	(10 games)	2018
7.	245.1	Shawn Eisenreich	(10 games)	2004
8.	241.5	Jonn McLain	(11 games)	2013
9.	240.5	Matt Strand	(10 games)	2000
10.	239.5	Shawn Eisenreich	(10 games)	2002

Total offense/play (minimum 350 plays)

1.	7.21	Matt Strand	(385-2776)	2001
2.	7.08	Steward Perez	(371-2628)	1991
3.	6.99	Dalton Holst	(465-3251)	2019
4.	6.76	Dalton Holst	(374-2530)	2018
5.	6.55	Joe McLain	(450-2948)	2007
6.	6.50	Matt Strand	(370-2405)	2000
7.	6.48	Shawn Eisenreich	(378-2451)	2004
8.	6.46	Matt Strand	(403-2605)	1999
9.	6.45	Shawn Eisenreich	(418-2697)	2003
10.	6.44	Joe McLain	(441-2841)	2008

All purpose yards

1.	3159	Danny Woodhead	2006
2.	2153	Danny Woodhead	2005
3.	2087	Danny Woodhead	2004
4.	2081	Danny Woodhead	2007
5.	1923	Glen Clinton	2013
6.	1733	Austin Forster	2000
7.	1731	David Jones	1990
8.	1709	Don Beebe	1988
9.	1673	Glen Clinton	2010
10.	1629	J D Hill	1980

BOLD, Set in 2019
Active Player in ITALICS

STATISTICS & RECORDS

All purpose yards/game (minimum 5 games)

1.	243.0	Danny Woodhead..... (13 games)	2006
2.	215.3	Danny Woodhead..... (10 games)	2005
3.	208.7	Danny Woodhead..... (10 games)	2004
4.	189.2	Danny Woodhead..... (11 games)	2007
5.	174.8	Glen Clinton..... (11 games)	2013
6.	173.3	Austin Forster..... (10 games)	2000
7.	173.1	David Jones..... (10 games)	1990
8.	170.9	Don Beebe..... (10 games)	1988
9.	167.1	Duane Smith..... (9 games)	1985
10.	162.9	J D Hill..... (10 games)	1980

Total points scored

1.	228	Danny Woodhead (38 TD).....	2006
2.	162	Danny Woodhead (27 TD).....	2004
3.	154	David McCartney (25 TD, 2 PAT).....	1992
4.	138	Danny Woodhead (23 TD).....	2007
5.	126	Danny Woodhead (21 TD).....	2005
6.	103	Travis Atter (55 PAT, 16 FG).....	2006
7.	100	Travis Atter (49 PAT, 17 FG).....	2008
8.	98	Austin Forster (16 TD, 1 PAT).....	2000
9.	96	Tevon Wright (16 TD).....	2019
10.	94	Alex Ferdinand (46 PAT, 16 FG).....	2012

Touchdowns scored

1.	38	Danny Woodhead (34 rush, 4 rcv).....	2006
2.	27	Danny Woodhead (25 rush, 2 rcv).....	2004
3.	25	David McCartney (25 rush).....	1992
4.	23	Danny Woodhead (21 rush, 2 rcv).....	2007
5.	21	Danny Woodhead (21 rush).....	2005
6.	16	Austin Forster (14 rush, 2 rcv).....	2000
16	15	Tevon Wright (16 rcv).....	2019
8.	15	David Jones (14 rush, 1 rcv).....	1990
	15	Kevin Coy, Jr. (15 rush).....	2018
10.	14	Don Beebe (1 rush, 13 rcv).....	1988
	14	David McCartney (14 rush).....	1991
	14	Glen Clinton (13 rush, 1 rcv).....	2013
	14	Derek Jackson (14 rush).....	2017

PAT kicks made

1.	58	Travis Atter (58-63).....	2007
2.	55	Travis Atter (55-62).....	2006
3.	49	Travis Atter (49-51).....	2008
4.	46	Alex Ferdinand (46-50).....	2012
5.	43	Ryan Larson (43-53).....	2001
6.	39	Michael Ziola (39-39).....	2010
	39	Aaron Turner (39-43).....	2000
8.	38	Travis Atter (38-38).....	2009
	38	Randy Wentz (38-42).....	2013
10.	37	Randy Wentz (37-39).....	2014
	37	Jay Masek (37-41).....	1989
	37	Scott Doyle (37-41).....	1994

PAT kicks attempted

1.	63	Travis Atter (58-63).....	2007
2.	62	Travis Atter (55-62).....	2006
3.	53	Ryan Larson (43-53).....	2001
4.	51	Travis Atter (49-51).....	2008
5.	50	Alex Ferdinand (46-50).....	2012
6.	43	Aaron Turner (39-43).....	2000
7.	42	Randy Wentz (38-42).....	2013
8.	41	Dan O'Donnell (35-41).....	1997
	41	Ryan Mackey (34-41).....	2004
	41	Gene Kelly (30-41).....	1968
	41	Scott Doyle (37-41).....	1994
	41	Jay Masek (37-41).....	1989

PAT kick pct (minimum 10 attempts)

1.	100.0	Michael Ziola..... (39-39)	2010
	100.0	Travis Atter..... (38-38)	2009
	100.0	Mike Kearns..... (36-36)	1969
	100.0	Aaron Turner..... (32-32)	1999
	100.0	Will Morgan..... (32-32)	2019
	100.0	Scott Doyle..... (22-22)	1995
	100.0	Don White..... (21-21)	1971
	100.0	Mike Kearns..... (20-20)	1970
9.	97.1	Alex Ferdinand..... (34-35)	2011
10.	96.1	Travis Atter..... (49-51)	2008

Field goals made

1.	18	Michael Ziola (18-22).....	2010
	18	Travis Atter (18-24).....	2009
3.	17	Travis Atter (17-24).....	2008
4.	16	Alex Ferdinand (16-19).....	2012
	16	Travis Atter (16-21).....	2006
6.	15	Aaron Turner (15-20).....	1999
	15	Jay Masek (15-23).....	1990
8.	14	Scott Doyle (14-19).....	1994
	14	Scott Doyle (14-22).....	1995
10.	13	Jay Masek (13-17).....	1989

Field goals attempted

1.	24	Travis Atter (17-24).....	2008
	24	Travis Atter (18-24).....	2009
3.	23	Jay Masek (15-23).....	1990
4.	22	Michael Ziola (18-22).....	2010
	22	Scott Doyle (14-22).....	1995
6.	21	Travis Atter (16-21).....	2006
7.	20	Aaron Turner (15-20).....	1999
8.	19	Alex Ferdinand (16-19).....	2012
	19	Scott Doyle (14-19).....	1994
10.	17	Jay Masek (13-17).....	1989
	17	John Morgan (8-17).....	1985

Field goal pct (minimum 12 attempts)

1.	92.3	Randy Wentz..... (12-13)	2014
2.	85.7	Alex Ferdinand..... (12-14)	2011
3.	84.2	Alex Ferdinand..... (16-19)	2012
4.	83.3	Randy Wentz..... (10-12)	2013
5.	81.8	Michael Ziola..... (18-22)	2010
6.	76.9	Colton Dolder..... (10-13)	2019
7.	76.5	Jay Masek..... (13-17)	1989
8.	76.2	Travis Atter..... (16-21)	2006
9.	75.0	Aaron Turner..... (15-20)	1999
	75.0	Travis Atter..... (18-24)	2009

Punt yards

1.	2884	Zach Smith (70-2884).....	2015
2.	2791	Jarod Moeller (76-2791).....	1997
3.	2780	Jarod Moeller (73-2780).....	1996
4.	2747	Duane Fritz (65-2747).....	1975
5.	2728	Zach Smith (66-2728).....	2016
6.	2565	Zack Kozlik (62-2565).....	2017
7.	2454	Kevin Berg (62-2454).....	2008
8.	2366	Rod Bussinger (64-2366).....	1983
9.	2355	Rod Bussinger (61-2355).....	1984
10.	2312	Duane Fritz (56-2312).....	1976

Punt attempts

1.	76	Jarod Moeller (76-2791).....	1997
2.	73	Jarod Moeller (73-2780).....	1996
3.	70	Zach Smith.....	2015
4.	66	Zach Smith.....	2016
5.	65	Duane Fritz (65-2747).....	1975
6.	64	Rod Bussinger (64-2366).....	1983
7.	62	Kevin Berg (62-2454).....	2008
	62	Zack Kozlik (62-2565).....	2017
9.	61	Rod Bussinger (61-2355).....	1984
	61	Scott Charron (61-2174).....	1986

Average yards/punt (minimum 5 attempts)

1.	42.98	Kevin Berg..... (49-2106)	2010
2.	42.26	Duane Fritz..... (65-2747)	1975
3.	41.66	Kevin Berg..... (44-1833)	2009
4.	41.37	Zack Kozlik..... (62-2565)	2017
5.	41.33	Zach Smith..... (66-2728)	2016
6.	41.29	Duane Fritz..... (56-2312)	1976
7.	41.20	Zach Smith..... (70-2884)	2015
8.	41.13	Jarod Moeller..... (47-1933)	1999
9.	40.67	Lynn Wendelin..... (52-2115)	1995
10.	40.00	Matt Strand..... (8-320)	1998

BOLD, Set in 2019
Active Player in *ITALICS*

STATISTICS & RECORDS

Punt return yards

1.	529	Austin Forster (45-529).....	1999
2.	469	Micah Smith (27-469).....	2006
3.	398	Jamie Knapke (38-398).....	1997
4.	390	Austin Forster (37-390).....	2000
5.	355	Mitch Barry (41-355).....	2001
6.	351	Cody Paul (21-351).....	2016
6.	334	Landon Ehlers (22-334).....	2007
7.	303	Jamie Knapke (31-303).....	1998
	303	Jerome Hyatte (29-303).....	1990
9.	274	Jamie Knapke (27-274).....	1996
10.	272	Mitch Barry (22-272).....	2002

Punt returns

1.	45	Austin Forster (45-529).....	1999
2.	41	Mitch Barry (41-355).....	2001
3.	38	Jamie Knapke (38-398).....	1997
4.	37	Austin Forster (37-390).....	2000
5.	31	Jamie Knapke (31-303).....	1998
6.	29	Jerome Hyatte (29-303).....	1990
7.	27	Jamie Knapke (27-274).....	1996
	27	Micah Smith (27-469).....	2006
9.	26	Cody Gamble (26-249).....	1993
10.	23	Bill Ryan (23-170).....	1976
	23	Trelan Taylor (23-190).....	2010

Punt return TDs

1.	2	Solomon Withers.....	1999
	2	Cody Paul.....	2016

Average yards/punt return (minimum 12 attempts)

1.	17.37	Micah Smith..... (27-469)	2006
2.	16.71	Cody Paul..... (21-351)	2016
3.	15.18	Landon Ehlers..... (22-334)	2007
4.	14.59	Dale Poole..... (17-248)	2005
5.	14.00	Michael Madkins..... (13-182)	2013
6.	13.80	Mitch Barry..... (15-207)	2003
7.	13.79	Mark Sholtz..... (14-193)	1977
8.	13.50	Jed Herblan..... (14-189)	2010
9.	12.59	Mark Sholtz..... (17-214)	1979
10.	12.36	Mitch Barry..... (22-272)	2002

Kick return yards

1.	722	Don Beebe (29-722).....	1988
2.	644	J D Hill (23-644).....	1980
3.	631	Cody Paul (22-631).....	2014
4.	583	M. Threatts (18-583).....	2008
5.	574	Jeff Palsler (23-574).....	1992
6.	562	Jeff Palsler (24-562).....	1993
7.	561	Cody Paul (24-561).....	2016
8.	553	Beau Sheets (22-553).....	2003
9.	539	Nathan Ross (27-539).....	2013
10.	512	Stevann Brown (21-512).....	2019

Kick returns

1.	29	Don Beebe (29-722).....	1988
2.	27	Nathan Ross (27-539).....	2013
3.	24	Jeff Palsler (24-562).....	1993
	24	Cody Paul (24-561).....	2016
5.	23	Jeff Palsler (23-574).....	1992
	23	J D Hill (23-644).....	1980
7.	22	Cody Paul (22-631).....	2014
	22	Beau Sheets (22-553).....	2003
9.	21	Bill Ryan (21-493).....	1976
	21	Stevann Brown (21-512).....	2019

Kick return TDs

1.	1	Marvin Jackson.....	2002
	1	Glen Clinton.....	2010
	1	Mark Sholtz.....	1977
	1	Beau Sheets.....	2001
	1	M. Threatts.....	2008
	1	Nathan Ross.....	2011
	1	J D Hill.....	1980
	1	Stan Labertew.....	1971
	1	Dave Landen.....	1987
	1	Andy Callagan.....	1982
	1	Marvin Jackson.....	2003
	1	Stevann Brown.....	2017

Average yards/kick return (minimum 12 attempts)

1.	32.39	M. Threatts..... (18-583)	2008
2.	31.31	B. Harrington..... (13-407)	2007
3.	28.68	Cody Paul..... (22-631)	2014
4.	28.57	Mark Sholtz..... (14-400)	1977
5.	28.12	Nathan Ross..... (17-478)	2011
6.	28.00	J D Hill..... (23-644)	1980
	28.00	Jeffrey Gipson..... (17-476)	1995
8.	27.58	J D Hill..... (12-331)	1979
9.	27.44	B. Harrington..... (18-494)	2009
10.	26.60	Marvin Jackson..... (15-399)	2002

Interception return yards

1.	167	Marvin Jackson (7-167).....	2001
2.	165	Cody Gamble (7-165).....	1993
3.	161	Ryan Turman (6-161).....	1996
4.	150	Mitch Barry (4-150).....	2002
5.	124	Keven Logan (7-124).....	1985
6.	123	Phil Rivera (3-123).....	2011
7.	122	Ron Brooks (9-122).....	1975
8.	114	Corey Anderson (3-114).....	1990
9.	109	Brian Wood (3-109).....	2017
10.	107	Cody Gamble (8-107).....	1992

Interceptions

1.	10	Randy Bauer (10-92).....	1973
2.	9	Ron Brooks (9-122).....	1975
3.	8	Cody Gamble (8-107).....	1992
	8	Rick Watson (8-93).....	1968
5.	7	Marvin Jackson (7-167).....	2001
	7	Cody Gamble (7-165).....	1993
	7	Keven Logan (7-124).....	1985
	7	Ken Thompson (7-100).....	1980
	7	Cordell Bullis (7-50).....	1970
	7	Jerome Hyatte (7-7).....	1989

Interception return TDs

1.	3	Marvin Jackson.....	2001
2.	2	Ken Thompson.....	1979
	2	Ryan Turner.....	1998
	2	Cordell Bullis.....	1971
	2	Ross Morris.....	2000
	2	Eric Barker.....	2004
	2	Phil Rivera.....	2011
	2	Steve Wadas.....	1981

Total tackles

1.	156	Kevin Homer (93-63).....	1997
2.	147	Ray Hoffman (45-102).....	1980
3.	146	Corey Anderson (44-102).....	1988
4.	144	Kirk Lunt (38-106).....	1978
5.	142	Russ Anderson (43-99).....	1989
6.	133	Corey Anderson (81-52).....	1990
7.	131	Kevin Homer (75-56).....	1996
8.	130	Russ Anderson (62-68).....	1991
9.	129	John Walker (19-110).....	1980
10.	127	Kevin Iriart (37-90).....	1985
	127	Del Dixon (39-88).....	1970
	127	Shea Koch (52-75).....	2013
	127	Joe Aimone (33-94).....	1972
	127	John Hepp (31-96).....	1988
	127	Dale Timperley (27-100).....	1972

Tackles for loss

1.	36.0	Bart Voycheske (7-58/0).....	1982
2.	21.0	Kevin Homer (21-0/59).....	1996
3.	20.5	Kevin Lindholm (13-15/71).....	2012
4.	18.0	Shaine Odell (15-6/90).....	2008
	18.0	Kevin Homer (18-0/42).....	1998
	18.0	Kevin Homer (18-0/29).....	1997
7.	17.0	Josh Knouse (15-4/77).....	2006
8.	16.5	Keifer Burke (13-7/60).....	2012
9.	16.0	Bill Teerlinck (13-6/95).....	2002
10.	15.5	James Belville (13-5/62).....	2011

BOLD, Set in 2019
Active Player in *ITALICS*

STATISTICS & RECORDS

Yards from tackles for loss

1.	108	Mark Wyman (11-0/108).....	1988
2.	96	Rick Nave (13-0/96).....	1974
3.	95	Bill Teerlinck (13-6/95).....	2002
	95	Terry Powell (11-1/95).....	1985
	95	Todd Axthelm (15-0/95).....	1974
6.	90	Shaine Odell (15-6/90).....	2008
7.	83	Austin Bailey (12-4/83).....	2007
8.	77	Corey Anderson (11-1/77).....	1988
	77	Josh Knouse (15-4/77).....	2006
	77	Rick Nave (11-0/77).....	1973

Quarterback sacks

1.	14.0	Casey Beran (14-0/100).....	1999
	14.0	Scott Dolfi (14-0/99).....	1994
3.	12.5	Bill Teerlinck (11-3/87).....	2002
	12.5	Casey Beran (12-1/83).....	1998
5.	12.0	Scott Dolfi (12-0/91).....	1993
6.	11.5	Joe Juelfs (11-1/98).....	1994
7.	10.5	Jeff Japp (9-3/101).....	2000
8.	9.5	Josh Knouse (8-3/51).....	2006
	9.5	Jeff Japp (9-1/72).....	1997
10.	9.0	Shaine Odell (7-4/61).....	2008

Yards from sacks

1.	101	Jeff Japp (9-3/101).....	2000
2.	100	Casey Beran (14-0/100).....	1999
3.	99	Scott Dolfi (14-0/99).....	1994
4.	98	Joe Juelfs (11-1/98).....	1994
5.	91	Scott Dolfi (12-0/91).....	1993
6.	87	Bill Teerlinck (11-3/87).....	2002
7.	83	Casey Beran (12-1/83).....	1998
8.	80	Casey Beran (7-1/80).....	1996
9.	72	Jeff Japp (9-1/72).....	1997
10.	61	Shaine Odell (7-4/61).....	2008

Passes defended

1.	20	Jordan Jones.....	2014
2.	15	Kevin Homer.....	1997
3.	14	Cody Gamble.....	1992
	14	Jamie Knapke.....	1996
5.	14	DeAndre Barthwell.....	2018
6.	13	Marvin Jackson.....	2000
7.	12	Ken Thompson.....	1981
	12	Keven Logan.....	1985
	12	Dana LeDay.....	1985
	12	Mitch Barry.....	2003
	12	Jeremiah Gutierrez.....	2019

QB hurries

1.	18	Joe Juelfs.....	1995
2.	17	Casey Beran.....	1999
3.	15	Casey Beran.....	1996
4.	12	Jerry Kiekow.....	1995
5.	11	Nick Hoff.....	1996
	11	Nick Hoff.....	1997
7.	10	Bryan Williams.....	1995
	10	Kory Richardson.....	1995
9.	8	Kevin Homer.....	1996
	8	Kory Richardson.....	1996
	8	Chris Evans.....	1999
	8	James Belville.....	2010
	8	Ike Johnson.....	1996
	8	Jeff Japp.....	1999

Blocked kicks

1.	3	Todd Biggs.....	1992
	3	Ethan Bauer.....	2014
	3	Court Lutgen.....	1999
	3	Collin Eisenman.....	2016
4.	2	Kramer Hirz.....	2009
	2	Kramer Hirz.....	2008
	2	Jake Ellerd.....	2003
	2	Ben Puffer.....	2009
	2	Eric Roth.....	2006
	2	Ben Puffer.....	2008
	2	Kevin Homer.....	1996
	2	Tim Lecher.....	1989
	2	Kevin Homer.....	1998
	2	Tate Adams.....	1990
	2	Casey Beran.....	1999
	2	Robert Jackson.....	2014
	2	Beau Sheets.....	2003
	2	Scott Sterkel.....	2000
	2	David Landen.....	1989
	2	Palmer White.....	2016
	2	Collin Eisenman.....	2017

RMAC Records

TEAM

Punt Return Yards (Season)	
714.....	1999
Fewest Yards Allowed (Game)	
-3.....	vs. Fort Lewis, 1998
Rushing Net Yards (Season)	
3,372.....	2006
Total Offensive Plays (Game)	
116.....	vs. Abilene Christian, 2007
Average Yards Per Play (Game)	
11.0.....	Chadron State vs. Western State, 2007
Most Points Scored by Two Teams	
149.....	Chadron State vs. Abilene Christian, 2007
Most Touchdowns (Game)	
11.....	Chadron State vs. Abilene Christian, 2007
Most Touchdowns Scored by Two Teams	
21.....	Chadron State vs. Abilene Christian, 2007
Most Touchdowns Rushing (Season)	
42.....	2007

INDIVIDUAL

Touchdowns Responsible For (Game)	
8.....	Joe McLain vs. Abilene Christian, 2007
Points Responsible For (Game)	
48.....	Joe McLain vs. Abilene Christian, 2007
Longest Pass	
99 yards.....	Matt Strand to Rian Weber vs. UW-River Falls, 2000
Most Interceptions Returned for a Touchdown (Game)	
2.....	Ryan Turman vs. Colorado Mines, 1998; Marvin Jackson vs. UNK, 2001
Cosecutive Completions	
21.....	John McLain vs. Black Hills St., 2012

Most Rushing Attempts (Season)

344..... Danny Woodhead, 2006

Most Rushing Attempts (Career)

1,156..... Danny Woodhead, 2004-07

Most Rushing Yards (Season)

2,756..... Danny Woodhead, 2006

Most Rushing Yards (Career)

7,962..... Danny Woodhead, 2004-07

Most Rushing Touchdowns (Season)

34..... Danny Woodhead, 2006

Best Rushing Average (Game)

212.0..... Danny Woodhead, 2006

Most All-Purpose Yards (Season)

3,159..... Danny Woodhead, 2006

Most All-Purpose Yards Averaged (Game)

243.0..... Danny Woodhead, 2006

Most Touchdowns Scored (Season)

38..... Danny Woodhead, 2006

Most Receiving Touchdowns (Game)

4..... Matt Reader 2015

Most Points Scored (Game)

17.5..... Danny Woodhead, 2006

Most Points Scored (Season)

228..... Danny Woodhead, 2006

Most PAT Attempts (Season)

63..... Travis Atter, 2007

Most Punt Returns (Game)

9..... Austin Forster vs. Mesa State, 2000; Mitch Barry vs. Fort Hays State, 2001

Most Punt Returns (Season)

45..... Austin Forster, 1999


All-Time Records

COACHING RECORDS

Coach	Record			Total	Pct.	Scoring Average		Years
	W	L	T			CSC	Opp.	
Charles E. White	2	1	0	3	.667	6.3	3.3	1911
Clarence A. Berge	3	2	0	5	.600	30.2	7.8	1912
George Bealer	1	3	1	5	.250	9.6	16.8	1913-14
Orin Weymouth	1	1	1	3	.500	13.0	10.3	1915-16
R.B. McCandless	2	3	0	5	.400	6.4	15.6	1919
Ralph West	17	9	2	28	.654	20.4	7.5	1920-23
Ernest Wills	8	1	0	9	.889	22.6	2.0	1924
Roy Wynne	15	4	0	19	.789	16.0	4.2	1925-26
Art Stark	20	5	0	25	.800	23.4	5.4	1927-29
Ruffus Trapp	33	23	0	56	.589	12.2	9.7	1930-37
+ Ross Armstrong	51	52	3	106	.495	11.4	13.9	1938-52
L.J. Fitzgibbon	2	14	0	16	.125	6.4	28.1	1953-54
Bill Baker	25	24	0	49	.510	15.6	16.9	1955, 57-61
Paul Glod	5	2	1	8	.714	16.9	14.5	1956
Jim Kuechler	4	21	0	25	.160	8.2	25.3	1962-64
Jack McBride	2	16	1	19	.111	10.5	29.0	1965-66
Bill Giles	27	18	0	45	.600	26.1	16.8	1967-71
Glenn Brady	8	2	0	10	.800	19.5	11.0	1972
Sparky Adams	31	17	0	48	.646	18.8	10.7	1973-77
+ Jerry Welch	21	17	3	41	.553	18.4	18.5	1978-81
Gary Richardson	10	8	0	18	.556	12.8	10.1	1982-83
Don Turner	10	16	2	28	.384	19.2	25.2	1984-86
+ Brad Smith	133	56	1	190	.702	31.6	20.5	1987-2004, 2011
^* Bill O'Boyle	54	22	0	76	.710	32.5	17.8	2005-2011
^ Jay Long	43	35	0	78	.551	32.1	28.0	2012-Pre.

**TOP 10 WINNINGEST COACHES
IN CSC FOOTBALL HISTORY**

Name	W	L	T	Pct.
Brad Smith	133	56	1	.702
Bill O'Boyle	54	22	0	.710
Ross Armstrong	51	52	3	.495
Jay Long	43	35	0	.551
Ruffus Trapp	33	23	0	.589
Sparky Adams	31	17	0	.646
Bill Giles	27	18	0	.600
Bill Baker	25	24	0	.510
Jerry Welch	21	17	3	.553
Art Stark	20	5	0	.800



^ 6 wins in 2011 and 9 wins in 2012 were later vacated by the NCAA

* Includes postseason games

Does not include games played against teams from Mexico, 1981 and 1992

YEAR-BY-YEAR CSC TEAM RECORDS

(REGULAR SEASON GAMES ENTERING 2020)

1911.....	2-1-0	1941.....	3-4-0	1971.....	5-4-0	2001.....	10-0
1912.....	3-2-0	1942.....	4-1-0	1972.....	8-2-0	2002.....	8-2
1913.....	1-1-1	1943.....	No Team (WWII)	1973.....	7-3-0	2003.....	8-2
1914.....	0-2-0	1944.....	No Team (WWII)	1974.....	6-3-0	2004.....	7-3
1915.....	1-1-0	1945.....	0-4-0	1975.....	6-3-0	2005.....	4-6
1916.....	0-0-1	1946.....	3-7-0	1976.....	4-5-0	2006.....	11-0
1917.....	No Team (WWI)	1947.....	7-1-1	1977.....	8-2-0	2007.....	11-0
1918.....	No Team (WWI)	1948.....	7-1-0	1978.....	7-2-2	2008.....	10-1
1919.....	2-3-0	1949.....	7-3-0	1979.....	4-5-1	2009.....	7-4
1920.....	4-3-0	1950.....	5-4-1	1980.....	5-5-0	2010.....	8-3
1921.....	2-4-0	1951.....	1-8-0	1981.....	5-5-0	^2011.....	0-5
1922.....	4-2-1	1952.....	3-6-0	1982.....	6-2-0	^2012.....	0-2
1923.....	7-0-1	1953.....	1-7-0	1983.....	4-6-0	2013.....	8-3
1924.....	8-1-0	1954.....	1-7-0	1984.....	2-7-1	2014.....	8-3
1925.....	9-0-0	1955.....	3-5-0	1985.....	5-3-1	2015.....	5-6
1926.....	6-4-0	1956.....	5-2-1	1986.....	3-6-0	2016.....	3-8
1927.....	7-2-0	1957.....	2-6-0	1987.....	1-8-0	2017.....	6-5
1928.....	5-2-0	1958.....	8-0-0	1988.....	5-5-0	2018.....	7-3
1929.....	8-1-0	1959.....	6-2-0	1989.....	8-1-0	2019.....	6-5
1930.....	5-2-0	1960.....	3-5-0	1990.....	9-1-0		
1931.....	3-4-0	1961.....	3-6-0	1991.....	5-5-1	Regular Season	524 361 15
1932.....	4-3-0	1962.....	2-7-0	1992.....	7-3-0	Postseason	4 11 0
1933.....	6-1-0	1963.....	1-7-0	1993.....	6-5-0	Totals	528 372 15
1934.....	6-2-0	1964.....	1-7-0	1994.....	9-2-0		
1935.....	2-5-0	1965.....	2-6-1	1995.....	8-2-0		
1936.....	4-3-0	1966.....	0-10-0	1996.....	10-1		
1937.....	3-3-0	1967.....	3-6-0	1997.....	8-3		
1938.....	2-6-0	1968.....	8-1-0	1998.....	9-2		
1939.....	4-3-1	1969.....	6-3-0	1999.....	7-3		
1940.....	5-4-0	1970.....	5-4-0	2000.....	8-2		

^6 wins in 2011 and 9 wins in 2012 were later vacated by the NCAA

CHADRON STATE'S MILESTONE VICTORIES

Win	Result
1	CSC 19, Gordon High 0 1911
25	CSC 94, Neb. Central 0 1923
50	CSC 46, Black Hills 0 1927
75	CSC 7, Neb. Wesleyan 6 1931
100	CSC 20, Black Hills 6 1937
125	CSC 19, York College 6 1947
150	CSC 12, Midland 0 1951
175	CSC 32, Concordia 13 1959
200	CSC 33, Peru State 28 1968
225	CSC 15, Huron College 10 1972
250	CSC 20, S.D. Mines 7 1977
275	CSC 38, Hastings 7 1981
300	CSC 45, Black Hills 31 1988
325	CSC 48, Colorado Mines 28 1991
350	CSC 44, Black Hills 26 1995
375	CSC 47, W. Montana 21 1998
400	CSC 31, S.D. Mines 21 2001
425	CSC 16, Adams State 13 2004
450	CSC 49, N.M. Highlands 0 2007
475	CSC 38, Fort Lewis 6 2009
500	CSC 48, Western N.M. 45 2014
525	CSC 40, Dixie State 27 2019

CHADRON STATE'S 8-WIN SEASONS (25 TOTAL)

Year	Record
1924	8-1
1925	9-0
1929	8-1
1958	8-0
1968	8-1
1972	8-2
1977	8-2
1989	8-2
1990	9-2
1994	9-2
1995	8-2
1996	10-2
1997	8-3
1998	9-3
2000	8-3
2001	10-1
2002	8-2
2003	8-2
2006	12-1
2007	12-1
2008	11-2
2010	8-3
2012	9-3*
2013	8-3
2014	8-3

* The 9 wins in 2012 were later vacated by the NCAA

CHADRON STATE'S RECORD vs. RMAC TEAMS TOTAL: 203-69-3

Opponent	Win-Loss-Tie
Adams State	23-6-0
Last Win	CSC 42, Adams 23 (2019)
Last Loss	Adams 65, CSC 62 (2018)
Black Hills State	58-15-2
Last Win	CSC 48, BHSU 31 (2019)
Last Loss	BHSU 21, CSC 19 (2016)
Colorado Mesa	18-9-0
Last Win	CSC 38, Mesa 34 (2018)
Last Loss	Mesa 42, CSC 30 (2019)
Colorado Mines	22-19-0
Last Win	CSC 20, Mines 14 (2012)
Last Loss	Mines 70, CSC 28 (2019)
CSU-Pueblo	1-11-0
Last Win	CSC 32, CSU-P 0 (2008)
Last Loss	CSU-P 42, CSC 21 (2019)
Fort Lewis	28-5-0
Last Win	CSC 31, FLC 21 (2018)
Last Loss	FLC 37, CSC 30 (2019)
N.M. Highlands	22-4-0
Last Win	CSC 41, NMH 7 (2019)
Last Loss	NMHU 24, CSC 16 (2015)
South Dakota Mines	50-18-0
Last Win	CSC 53, SDSMT 48 (2019)
Last Loss	SDSMT 28, CSC 15 (2002)
Western State	22-12-1
Last Win	CSC 40, WSC 22 (2018)
Last Loss	WSC 33, CSC 32 (2019)

* 6 wins in 2011 and 9 wins in 2012 were later vacated by the NCAA

Record of All Football Games, 1911-2019

915 Total Games Played

Longest Win Streak		W	L	T	Last Game	
RMAC OPPONENTS	CSC	Opp				
Adams State University (Colo.)	10 (2006-15)	2 (1987-88)	23	6	0	2019
Black Hills State University (S.D.)	16 (1927-50)	4 (1912-14, 51-66)	58	15	2	2019
Colorado Mesa University	11 (2004-14)	2 (1993-94)	18	9	0	2019
Colorado School of Mines	10 (1994-2003)	7 (2013-19)	22	19	0	2019
Colorado State University-Pueblo	1 (2008)	11 (2009-19)	1	11	0	2019
Fort Lewis College (Colo.)	25 (1986-2014)	n/a	28	5	0	2019
New Mexico Highlands University	16 (1999-2014)	2 (1997-98)	22	4	0	2019
South Dakota School of Mines	10 (1927-36, 39-74)	5 (1919-22)	50	18	0	2019
Western State University (Colo.)	15 (1998-2014)	6 (1992-1997)	21	12	1	2019
TOTAL			243	99	3	

Longest Win Streak		W	L	T	Last Game	
FORMER OPPONENTS	CSC	Opp				
Abilene Christian University (Texas)	n/a	n/a	1	0	0	2007
Angelo State (Texas)	n/a	n/a	0	1	0	2012
Baker University (Kan.)	n/a	n/a	1	0	0	1978
Bemidji State College (Minn.)	2 (2003-04)	n/a	2	0	0	2004
Buena Vista University (Iowa)	n/a	n/a	1	0	0	1941
Carroll College (Mont.)	2 (1929-80, 1989-90)	4 (1981-88)	4	5	0	1990
Central Oklahoma University	n/a	2 (1996-98)	0	2	0	1998
Concordia College (Neb.)	2 (1958-59)	n/a	2	0	0	1959
Dakota Wesleyan University (S.D.)	2 (1963-89)	n/a	3	2	0	1963
Dickinson State University (N.D.)	3 (1970-72)	8 (1979-90)	4	12	0	1990
Dixie State University	2 (2018-19)	2 (2016-17)	2	2	0	2019
Doane University (Neb.)	6 (1974-90)	4 (1951-54)	14	10	1	1990
Eastern New Mexico University	n/a	n/a	1	0	0	1996
Emporia State University (Kan.)	n/a	n/a	0	1	0	1983
Fort Hays State University (Kan.)	6 (1997-02)	8 (1934-93)	9	11	0	2005
Hastings College (Neb.)	5 (25-30)	8 (51-61)	13	14	1	1981
Idaho State University	n/a	n/a	1	2	0	2014
Minnesota State Mankato	n/a	2 (1950-52)	0	2	0	1952
Mayville State University (N.D.)	n/a	n/a	1	1	0	1971
McPherson College (Kan.)	n/a	n/a	1	0	0	1941
Midland University (Neb.)	3 (1947-49, 58-77)	2 (53-54, 80-81)	15	8	1	1987
Minot State University (N.D.)	3 (1936-77)	n/a	3	0	2	1985
Missouri Science and Technology	3 (2013-15)	n/a	3	0	0	2015
Missouri State University	n/a	n/a	0	1	0	2014
Missouri Western State University	n/a	n/a	0	1	0	2005
Montana State University	n/a	2 (1997-99)	1	3	0	2012
Montana Tech	2 (1989-90)	2 (1987-88)	3	2	1	1991
Nebraska Wesleyan University	4 (1958-61)	2 (1920-21)	12	8	0	1989
Northern Arizona University	n/a	n/a	0	1	0	2000
Montana State Northern	n/a	n/a	0	1	0	1966
Northern State University (S.D.)	n/a	3 (1962-76, 83-87)	1	6	0	1987
Northwest Missouri State University	n/a	7 (1939-2007)	0	7	0	2007
Northwestern College (Iowa)	n/a	6 (1982-87)	0	6	0	1987
Ottawa University (Kan.)	2 (1939-40)	n/a	2	0	0	1940
Oklahoma Panhandle State University	5 (1976-80)	2 (1966-67, 81-83)	7	4	0	1985
Peru State College (Neb.)	8 (1967-74)	8 (1950-57)	30	34	2	1997
Pittsburg State (Kan.)	n/a	3 (2008-10)	0	3	0	2010
Rocky Mountain College (Mont.)	5 (1968-79)	2 (1987-88)	5	2	0	1988
Sam Houston State University (Texas)	n/a	n/a	0	1	0	1998
South Dakota State University	n/a	n/a	1	1	0	2002
Southwest Minnesota State University	2 (1968-69)	n/a	2	0	0	1969
Sterling College (Kan.)	n/a	n/a	0	1	0	1940
Tabor College (Kan.)	n/a	n/a	1	0	0	1994
Tarleton State (Texas)	n/a	n/a	0	1	0	2001
University of California at Davis	n/a	n/a	0	1	0	2000
University of Colorado	n/a	2 (1926-33)	1	2	0	1933
University of Jamestown (N.D.)	2 (1938-82, 88-89)	n/a	4	1	0	1989
University of Mary	4 (2006-10)	n/a	4	1	0	2011
University of Minnesota-Duluth	n/a	3 (2004-08)	0	3	0	2008
University of Nebraska "B"	2 (1932-34)	n/a	2	0	0	1934
University of Nebraska-Kearney	6 (1996-2001)	27 (1949-77)	21	49	1	2011
University of Northern Colorado	n/a	3 (1945-63)	3	6	0	2007
University of Sioux Falls (S.D.)	n/a	n/a	1	0	0	1962
University of Wyoming	n/a	2 (1912-27, 31-32)	2	4	0	1940
Washburn University	n/a	n/a	1	0	0	2007
Wayne State College (Neb.)	5 (1922-28)	9 (1959-67)	37	28	1	2008
West Texas A&M University	n/a	2 (2012-13)	1	1	0	2013
University of Montana Western	2 (1997-98)	n/a	2	2	1	1998
Western New Mexico University	8 (2006-15)	n/a	8	0	0	2015
Wisconsin-River Falls	4 (2000-03)	n/a	4	0	0	2003
Colleges No Longer Operating or No Longer Sponsoring Football			41	16	0	2017
High Schools			7	3	1	1920
TOTAL			285	273	12	
GRAND TOTALS			528	372	15	

*Includes all games except exhibition games vs. teams from Mexico
Games won in 2011 & 2012 seasons not reflected in series record
Streaks include games which were forfeited or vacated, but series records do not*

Year-By-Year Game Results



Charles E. White
Coached: 1911
Career: 2-1-0

Season: 1911
Record: 2-1-0

19	Gordon High School	0
	CSC beat an unknown school	
0	Hot Springs SD High School	10
19	Totals	10



Clarence A. Berge
Coached: 1912
Career: 3-2-0

Season: 1912
Record: 3-2-0

24	South Dakota Tech	7
0	Black Hills State	7
0	University of Wyoming	25
100	Alliance High School	0
27	Wayne State College	0
151	Totals	39



George Bealer
Coached: 1913-14
Career: 1-3-1

Season: 1913
Record: 1-1-1

14	Black Hills State	14
0	Black Hills State	37
34	Atkinson High School	0
48	Totals	51

Season: 1914
Record: 0-2-0

0	Black Hills State	6
0	Black Hills State	27
0	Totals	33



Orin Weymouth
Coached: 1915-16
Career: 1-1-1

Season: 1915
Record: 1-1-0

0	Alliance High School	13
27	Alliance High School	6
27	Totals	19

Season: 1916
Record: 0-0-1

12	Alliance High School	12
12	Totals	12

Season: 1917
World War I (no team)

Season: 1918
World War I (no team)



R.B. McCandless
Coached: 1919
Career: 2-3-0

Season: 1919
Record: 2-3-0

0	South Dakota Tech	50
0	Black Hills State	25
20	Hot Springs, S.D. High School	0
12	Black Hills State	0
0	Bayard High School	3
32	Totals	78



Ralph West
Coached: 1920-23
Career: 17-9-2

Season: 1920
Record: 4-3-0

0	South Dakota Tech	33
0	Nebraska Wesleyan University	13
14	Black Hills State	7
14	South Dakota Tech	20
27	Wayne State College	0
7	Black Hills State	0
117	Crawford High School	0
179	Totals	73

Season: 1921
Record: 2-4-0

13	South Dakota Tech	20
7	Black Hills State	6
12	Wayne State College	33
6	Black Hills State	0
10	Nebraska Wesleyan University	20
6	Kearney State College	7
54	Totals	86

Season: 1922
Record: 4-2-1

3	South Dakota Tech	12
3	Nebraska Central	0
0	Black Hills State	0
7	Kearney State College	14
30	Black Hills State	0
9	South Dakota Tech	0
16	Wayne State College	0
68	Totals	26

Season: 1923
Record: 7-0-1

16	South Dakota Tech	0
83	Black Hills State	0
3	Grand Island College	0
24	Black Hills State	0
10	Kearney State College	0
94	Nebraska Central	0
30	Wayne State College	14
10	Peru State College	10
270	Totals	24



Ernest Willis
Coached: 1924
Career: 8-1-0

Season: 1924
Record: 8-1-0

30	Black Hills State	6
7	South Dakota Tech	0
3	Grand Island College	0
47	York College	0
61	Wayne State College	3
28	Black Hills State	0
27	Kearney State College	3
1	Nebraska Central (forfeit)	0
0	Peru State College	6
204	Totals	18



Roy Wynne
Coached: 1925-26
Career: 15-4-0

Season: 1925
Record: 9-0-0
(Nebraska Intercollegiate Athletic Conference Champs)

3	University of Colorado	0
53	Black Hills State	0
29	Wayne State College	7
26	Grand Island College	0
20	Cotner College	3
17	Hastings College	0
1	York College (forfeit)	0
34	South Dakota Tech	0
13	Peru State College	3
196	Totals	13

Season: 1926
Record: 6-4-0
(Nebraska Intercollegiate Athletic Conference Champs)

0	University of Colorado	25
40	Nebraska Central	0
3	South Dakota Tech	13
7	Hastings College	0
3	Doane College	0
12	Cotner College	0
3	Northern Colorado	20
26	York College	0
7	Midland College	0
7	Black Hills State	9
108	Totals	67



Arthur R. Stark
Coached: 1927-29
Career: 20-5-0

Season: 1927
Record: 7-2-0

46	Black Hills State	0
33	South Dakota Tech	2
117	University of Nebraska-Omaha	0
13	University of Wyoming	31
0	Doane College	3
17	Nebraska Wesleyan Univ.	0
28	Northern Colorado	0
32	Hastings College	6
52	Midland College	12
338	Totals	54

Season: 1928
Record: 5-2-0

24	Black Hills State	7
6	Carroll College, MT	13
12	South Dakota Tech	0
0	Peru State College	13
20	Wayne State College	0
31	University of Wyoming	0
14	Regis College, CO	6
107	Totals	39

Season: 1929
Record: 8-1-0

7	South Dakota Tech	0
27	Hastings College	0
34	University of Nebraska-Omaha	13
14	Carroll College, MT	6
13	Regis College, CO	6
9	Peru State College	2
18	Kearney State College	7
0	Wayne State College	7
19	Black Hills State	0
141	Totals	41

STATISTICS & RECORDS



Ruffus F. Trapp
Coached: 1930-37
Career: 33-23-0

Season: 1930
Record: 5-2-0

20	Black Hills State	6
14	Nebraska Wesleyan Univ.	7
0	Kearney State College	12
13	Hastings College	6
26	South Dakota Tech	0
13	Wayne State College	0
0	Peru State College	13
86	Totals	44

Season: 1931
Record: 3-4-0

7	Nebraska Wesleyan Univ.	6
6	Peru State College	18
0	University of Wyoming	33
13	Black Hills State	7
0	Wayne State College	3
40	South Dakota Tech	0
0	Kearney State College	7
66	Totals	74

Season: 1932
Record: 4-3-0

7	University of Wyoming	28
24	Wayne State College	6
28	South Dakota Tech	0
0	Peru State College	3
7	University of Nebraska "B"	0
6	Kearney State College	0
6	University of Nebraska-Omaha	7
78	Totals	44

Season: 1933
Record: 6-1-0

(Conference Champions)

0	University of Colorado	19
26	South Dakota Tech	0
22	Peru State College	0
13	University of Nebraska-Omaha	0
17	Kearney State College	0
29	Black Hills State	14
21	Wayne State College	7
128	Totals	40

Season: 1934
Record: 6-2-0

30	South Dakota Tech	7
0	Fort Hays State, CO	16
12	Peru State College	0
20	Wayne State College	0
21	University of Nebraska "B"	0
14	Black Hills State	13
19	Kearney State College	6
2	Univ. of Nebraska-Omaha	6
118	Totals	48

Season: 1935
Record: 2-5-0

0	Fort Hays State, CO	27
0	Northern Colorado	12
0	Kearney State College	26
19	Wayne State College	20
19	Peru State College	13
30	South Dakota Tech	0
0	Univ. of Nebraska-Omaha	28
68	Totals	126

Season: 1936
Record: 4-3-0

2	Minot State, ND	0
7	Fort Hays State, KS	32
12	Wayne State College	0
27	Peru State College	7
12	Northern Colorado	33
18	South Dakota Tech	0
0	Kearney State College	19
78	Totals	91

Season: 1937
Record: 3-3-0

0	South Dakota Tech	17
0	Fort Hays State, KS	7
20	Black Hills State	6
18	Wayne State College	13
7	Western State, CO	22
14	Kearney State College	13
59	Totals	78



Ross Armstrong
Coached: 1938-52
Career: 51-52-3

Season: 1938
Record: 2-6-0

27	Jamestown College, ND	6
0	Fort Hays State, KS	21
20	Black Hills State	0
7	South Dakota Tech	14
0	Western State, CO	7
0	Colorado School of Mines	13
6	Wayne State College	13
6	Kearney State College	12
66	Totals	86

Season: 1939
Record: 4-3-1

7	Ottawa University, KS	6
0	Kearney State College	0
0	Colorado School of Mines	32
0	Western State, CO	0
13	South Dakota Tech	6
0	N.W. Missouri State	27
14	Wayne State College	0
0	Peru State College	26
41	Totals	97

Season: 1940
Record: 5-4-0

14	Ottawa University, KS	0
0	N.W. Missouri State	27
13	South Dakota Tech	10
6	Wayne State College	0
14	Midland College	13
0	Kearney State College	20
12	University of Wyoming	9
0	Sterling College, KS	7
0	Peru State College	26
59	Totals	112

Season: 1941
Record: 3-4-0

6	N.W. Missouri State	27
19	South Dakota Tech	6
14	Peru State College	20
6	Wayne State College	26
6	Kearney State College	14
27	McPherson College, KS	6
52	Buena Vista College, IA	0
130	Totals	99

Season: 1942
Record: 4-1-0

26	Black Hills State	0
0	Peru State College	41
13	Black Hills State	0
6	Northern Colorado	0
13	Kearney State College	7
58	Totals	48

Season: 1943
World War II (no team)

Season: 1944
World War II (no team)

Season: 1945
Record: 0-4-0

12	Northern Colorado	59
0	Dickinson State, ND	21
0	Kearney State College	21
0	Kearney State College	19
12	Totals	120

Season: 1946
Record: 3-7-0

19	South Dakota Tech	6
8	Northern Colorado	46
0	Kearney State College	14
19	Black Hills State	0
6	Peru State College	26
6	Midland Lutheran College	40
0	Western State, CO	38
12	Wayne State College	6
0	Doane College	21
0	Nebraska Wesleyan Univ.	33
70	Totals	230

Season: 1947
Record: 7-1-1

(Conference Co-Champs)

41	South Dakota Tech	6
19	York College	6
7	Kearney State College	6
6	Peru State College	14
25	Midland Lutheran College	0
13	Black Hills State	0
19	Wayne State College	0
12	Doane College	7
7	Hastings College	7
149	Totals	46

Season: 1948
Record: 7-1-0

(Conference Co-Champs)

14	Wayne State College	17
21	York College	0
20	Kearney State College	7
13	Peru State College	6
27	Midland Lutheran College	7
35	Black Hills State	26
24	Hastings College	6
14	Doane College	7
168	Totals	76

Season: 1949
Record: 7-3-0

19	Hastings College	0
6	Kearney State College	7
34	Midland Lutheran College	12
27	Peru State College	0
28	York College	27
6	Wayne State College	14
13	Doane College	6
13	Nebraska Wesleyan Univ.	7
7	Black Hills State	6
153	Totals	79
*2	Idaho State University	20

*Bean Bowl at Scottsbluff

Season: 1950
Record: 5-4-1

6	Colorado School of Mines	7
6	Hastings College	0
0	Mankato State, MN	6
1	York College (forfeit)	0
0	Peru State College	12
7	Midland Lutheran College	7
12	Nebraska Wesleyan Univ.	7
7	Kearney State College	14
6	Wayne State College	3
33	Black Hills State	14
78	Totals	70

Season: 1951
Record: 1-8-0

0	Colorado School of Mines	19
13	Hastings College	29
7	Doane College	46
13	Black Hills State	19
0	Peru State College	28
12	Midland Lutheran College	0
19	Nebraska Wesleyan Univ.	20
12	Kearney State College	14
0	Wayne State College	16
76	Totals	191

STATISTICS & RECORDS

Season: 1952

Record: 3-6-0

6	Mankato State, MN	27
27	South Dakota Tech	7
20	Nebraska Wesleyan Univ.	14
7	Peru State College	47
0	Kearney State College	10
12	Hastings College	19
13	Wayne State College	20
39	Midland Lutheran College	14
21	Doane College	41
145	Totals	199



L.J. Fitzgibbon

Coached: 1953-54
Career: 2-14-0

Season: 1953

Record: 1-7-0

33	South Dakota Tech	6
0	Nebraska Wesleyan Univ.	14
6	Peru State College	33
13	Kearney State College	53
0	Hastings College	32
0	Wayne State College	33
7	Midland Lutheran College	44
0	Doane College	30
59	Totals	245

Season: 1954

Record: 1-7-0

12	South Dakota Tech	21
6	Nebraska Wesleyan University	0
0	Peru State College	61
7	Kearney State College	37
7	Doane College	19
12	Hastings College	35
0	Midland Lutheran College	12
0	Wayne State College	20
44	Totals	205



Bill Baker

Coached: 1955, 1957-61
Career: 25-24-0

Season: 1955

Record: 3-5-0

33	South Dakota Tech	20
6	Nebraska Wesleyan Univ.	13
0	Peru State College	50
19	Kearney State College	40
14	Doane College	7
0	Wayne State College	27
21	Midland Lutheran College	7
0	Hastings College	6
93	Totals	170



Paul Glod

Coached: 1956
Career: 5-2-1

Season: 1956

Record: 5-2-1

26	South Dakota Tech	0
6	Yankton College, SD	0
19	Nebraska Wesleyan Univ.	
25	Peru State College	51
27	Midland Lutheran College	7
0	Doane College	0
6	Kearney State College	44
26	Wayne State College	7
135	Totals	116



Bill Baker

Coached: 1955, 1957-61
Career: 25-24-0

Season: 1957

Record: 2-6-0

9	South Dakota Tech	0
6	Nebraska Wesleyan University	13
13	Peru State College	32
6	Midland Lutheran College	19
0	Doane College	26
7	Kearney State College	41
0	Hastings College	31
13	Wayne State College	0
54	Totals	162

Season: 1958

Record: 8-0-0

(Conference Co-Champs)		
26	U. of SD-Springfield	20
35	Concordia College	0
34	Doane College	13
27	Wayne State College	7
45	Dana College	6
26	Midland Lutheran College	7
26	Peru State College	0
32	Nebraska Wesleyan Univ.	13
251	Totals	66

Season: 1959

Record: 6-2-0

13	U. of SD-Springfield	0
32	Concordia College	13
0	Doane College	14
13	Wayne State College	16
27	Dana College	6
58	Midland Lutheran College	14
16	Nebraska Wesleyan Univ.	7
26	Peru State College	14
185	Totals	84

Season: 1960

Record: 3-5-0

13	Western State, CO.	7
13	Dakota Wesleyan University	26
12	Nebraska Wesleyan Univ.	0
20	Wayne State College	34
7	Peru State College	20
0	Kearney State College	25
14	Hastings College	26
12	Doane College	7
91	Totals	145

Season: 1961

Record: 3-6-0

20	U. of SD-Springfield	25
16	Western State, CO	51
19	Dakota Wesleyan University	0
19	Nebraska Wesleyan Univ.	0
0	Wayne State College	20
0	Hastings College	15
7	Peru State College	42
0	Kearney State College	50
7	Doane College	2
88	Totals	205



James R. Kuechler

Coached: 1962-64
Career: 4-21-0

Season: 1962

Record: 2-7-0

7	U. of SD-Springfield	13
0	Northern State, SD	40
7	Doane College	12
6	Dakota Wesleyan University	19
23	Sioux Falls College, SD	0
0	Wayne State College	31
0	Peru State College	14
13	Kearney State College	35
14	Hastings College	12
70	Totals	176

Season: 1963

Record: 1-7-0

0	Northern State, SD	48
14	Doane College	20
21	Dakota Wesleyan University	7
13	Wayne State College	19
6	Peru State College	28
0	Kearney State College	38
7	Hastings College	24
0	Northern Colorado	41
61	Totals	235

Season: 1964

Record: 1-7-0

0	Western Montana State	13
13	Peru State College	26
0	Hastings College	35
0	Kearney State College	49
14	Wayne State College	39
28	St. Mary's of the Plains, KS	7
7	Black Hills State	39
13	Huron College, SD	14
75	Totals	222



Jack E. McBride

Coached: 1965-66
Career: 2-16-1

Season: 1965

Record: 2-6-1

0	Colorado College	23
6	Western Montana College	6
0	Peru State College	21
9	Hastings College	20
7	Kearney State College	27
12	Wayne State College	47
27	St. Mary's of the Plains, KS	0
26	Black Hills State	38
33	Huron College, SD	21
120	Totals	203

Season: 1966

Record: 0-10-0

21	Panhandle State, OK	26
6	U. of SD-Springfield	35
6	Northern Montana State	20
20	South Dakota Tech	29
7	Peru State College	41
0	Hastings College	29
6	Kearney State College	61
0	Wayne State College	34
7	Black Hills State	32
6	Colorado School of Mines	41
79	Totals	348



Bill Giles

Coached: 1967-71
Career: 27-18-0

Season: 1967

Record: 3-6-0

7	Panhandle State, OK	34
12	U. of SD-Springfield	19
3	South Dakota Tech	33
26	Peru State College	9
32	Hastings College	21
0	Kearney State College	49
29	Wayne State College	40
32	Black Hills State	21
12	Colorado School of Mines	20
153	Totals	246

Season: 1968

Record: 8-1-0

21	U. of SD-Springfield	20
20	Black Hills State	6
94	Rocky Mountain College, MT	0
26	Wayne State College	0
30	South Dakota Tech	7
33	Peru State College	28
26	Hastings College	14
20	Kearney State College	52
44	Southwest Minnesota State	7
314	Totals	134

STATISTICS & RECORDS

<p>Season: 1969 Record: 6-3-0</p> <table border="0" style="width: 100%;"> <tr><td>49</td><td>U. of SD-Springfield</td><td>8</td></tr> <tr><td>31</td><td>Black Hills State</td><td>24</td></tr> <tr><td>28</td><td>Eastern Montana College</td><td>31</td></tr> <tr><td>34</td><td>Wayne State College</td><td>20</td></tr> <tr><td>34</td><td>South Dakota Tech</td><td>0</td></tr> <tr><td>40</td><td>Peru State College</td><td>7</td></tr> <tr><td>27</td><td>Hastings College</td><td>36</td></tr> <tr><td>21</td><td>Kearney State College</td><td>31</td></tr> <tr><td>35</td><td>Southwest Minnesota State</td><td>0</td></tr> <tr><td>299</td><td>Totals</td><td>157</td></tr> </table> <p>Season: 1970 Record: 5-4-0</p> <table border="0" style="width: 100%;"> <tr><td>34</td><td>U. of SD-Springfield</td><td>14</td></tr> <tr><td>19</td><td>Dickinson State, ND</td><td>13</td></tr> <tr><td>6</td><td>Hiram Scott College</td><td>42</td></tr> <tr><td>23</td><td>Kearney State College</td><td>27</td></tr> <tr><td>7</td><td>Wayne State College</td><td>14</td></tr> <tr><td>27</td><td>South Dakota Tech</td><td>0</td></tr> <tr><td>53</td><td>Peru State College</td><td>7</td></tr> <tr><td>21</td><td>Mayville State, ND</td><td>3</td></tr> <tr><td>17</td><td>Black Hills State</td><td>21</td></tr> <tr><td>207</td><td>Totals</td><td>141</td></tr> </table> <p>Season: 1971 Record: 5-4-0</p> <table border="0" style="width: 100%;"> <tr><td>37</td><td>U. of SD-Springfield</td><td>0</td></tr> <tr><td>24</td><td>Dickinson State, ND</td><td>6</td></tr> <tr><td>0</td><td>Fort Lewis College, CO</td><td>16</td></tr> <tr><td>3</td><td>Kearney State College</td><td>7</td></tr> <tr><td>14</td><td>Wayne State College</td><td>15</td></tr> <tr><td>36</td><td>South Dakota Tech</td><td>8</td></tr> <tr><td>47</td><td>Peru State College</td><td>7</td></tr> <tr><td>13</td><td>Mayville State, ND</td><td>15</td></tr> <tr><td>28</td><td>Black Hills State</td><td>6</td></tr> <tr><td>202</td><td>Totals</td><td>80</td></tr> </table> <p>Season: 1972 Record: 8-2-0</p> <table border="0" style="width: 100%;"> <tr><td>19</td><td>Rocky Mountain College, MT</td><td>13</td></tr> <tr><td>7</td><td>Dickinson State, ND</td><td>3</td></tr> <tr><td>10</td><td>Colorado School of Mines</td><td>3</td></tr> <tr><td>9</td><td>Kearney State College</td><td>20</td></tr> <tr><td>30</td><td>Wayne State College</td><td>8</td></tr> <tr><td>13</td><td>U. of SD-Springfield</td><td>21</td></tr> <tr><td>28</td><td>Peru State College</td><td>7</td></tr> <tr><td>34</td><td>South Dakota Tech</td><td>16</td></tr> <tr><td>15</td><td>Huron College, SD</td><td>10</td></tr> <tr><td>30</td><td>Black Hills State</td><td>0</td></tr> <tr><td>195</td><td>Totals</td><td>110</td></tr> </table> <p>Season: 1973 Record: 7-3-0</p> <table border="0" style="width: 100%;"> <tr><td>45</td><td>Rocky Mountain College, MT</td><td>28</td></tr> <tr><td>0</td><td>Dickinson State, ND</td><td>2</td></tr> <tr><td>24</td><td>Colorado School of Mines</td><td>8</td></tr> <tr><td>6</td><td>Kearney State College</td><td>7</td></tr> <tr><td>7</td><td>Wayne State College</td><td>13</td></tr> <tr><td>44</td><td>U. of SD-Springfield</td><td>0</td></tr> <tr><td>28</td><td>Peru State College</td><td>0</td></tr> <tr><td>14</td><td>South Dakota Tech</td><td>10</td></tr> <tr><td>24</td><td>Huron College, SD</td><td>7</td></tr> <tr><td>13</td><td>Black Hills State</td><td>6</td></tr> <tr><td>205</td><td>Totals</td><td>81</td></tr> </table> <p>Season: 1974 Record: 6-3-0</p> <table border="0" style="width: 100%;"> <tr><td>22</td><td>South Dakota Tech</td><td>8</td></tr> <tr><td>10</td><td>Doane College</td><td>7</td></tr> <tr><td>6</td><td>Dickinson State, ND</td><td>7</td></tr> <tr><td>3</td><td>Kearney State College</td><td>20</td></tr> <tr><td>30</td><td>Colorado School of Mines</td><td>9</td></tr> <tr><td>14</td><td>Wayne State College</td><td>7</td></tr> </table>	49	U. of SD-Springfield	8	31	Black Hills State	24	28	Eastern Montana College	31	34	Wayne State College	20	34	South Dakota Tech	0	40	Peru State College	7	27	Hastings College	36	21	Kearney State College	31	35	Southwest Minnesota State	0	299	Totals	157	34	U. of SD-Springfield	14	19	Dickinson State, ND	13	6	Hiram Scott College	42	23	Kearney State College	27	7	Wayne State College	14	27	South Dakota Tech	0	53	Peru State College	7	21	Mayville State, ND	3	17	Black Hills State	21	207	Totals	141	37	U. of SD-Springfield	0	24	Dickinson State, ND	6	0	Fort Lewis College, CO	16	3	Kearney State College	7	14	Wayne State College	15	36	South Dakota Tech	8	47	Peru State College	7	13	Mayville State, ND	15	28	Black Hills State	6	202	Totals	80	19	Rocky Mountain College, MT	13	7	Dickinson State, ND	3	10	Colorado School of Mines	3	9	Kearney State College	20	30	Wayne State College	8	13	U. of SD-Springfield	21	28	Peru State College	7	34	South Dakota Tech	16	15	Huron College, SD	10	30	Black Hills State	0	195	Totals	110	45	Rocky Mountain College, MT	28	0	Dickinson State, ND	2	24	Colorado School of Mines	8	6	Kearney State College	7	7	Wayne State College	13	44	U. of SD-Springfield	0	28	Peru State College	0	14	South Dakota Tech	10	24	Huron College, SD	7	13	Black Hills State	6	205	Totals	81	22	South Dakota Tech	8	10	Doane College	7	6	Dickinson State, ND	7	3	Kearney State College	20	30	Colorado School of Mines	9	14	Wayne State College	7	<p>10 Peru State College</p> <p>10 Black Hills State</p> <p>20 Eastern Montana College</p> <p>125 Totals</p> <p>Season: 1975 Record: 6-3-0</p> <table border="0" style="width: 100%;"> <tr><td>14</td><td>South Dakota Tech</td><td>15</td></tr> <tr><td>20</td><td>Doane College</td><td>14</td></tr> <tr><td>7</td><td>Dickinson State, ND</td><td>22</td></tr> <tr><td>0</td><td>Kearney State College</td><td>33</td></tr> <tr><td>11</td><td>Colorado School of Mines</td><td>10</td></tr> <tr><td>3</td><td>Wayne State College</td><td>6</td></tr> <tr><td>10</td><td>Peru State College</td><td>6</td></tr> <tr><td>14</td><td>Black Hills State</td><td>7</td></tr> <tr><td>24</td><td>Eastern Montana College</td><td>0</td></tr> <tr><td>103</td><td>Totals</td><td>107</td></tr> </table> <p>Season: 1976 Record: 4-6-0</p> <table border="0" style="width: 100%;"> <tr><td>3</td><td>N.W. Missouri State Univ.</td><td>6</td></tr> <tr><td>19</td><td>South Dakota Tech</td><td>21</td></tr> <tr><td>28</td><td>Minot State, ND</td><td>14</td></tr> <tr><td>14</td><td>Kearney State College</td><td>26</td></tr> <tr><td>20</td><td>Colorado Mines</td><td>23</td></tr> <tr><td>34</td><td>Wayne State College</td><td>29</td></tr> <tr><td>24</td><td>Peru State College</td><td>28</td></tr> <tr><td>7</td><td>Northern State, SD</td><td>17</td></tr> <tr><td>37</td><td>Black Hills State</td><td>13</td></tr> <tr><td>23</td><td>Panhandle State, OK</td><td>8</td></tr> <tr><td>209</td><td>Totals</td><td>185</td></tr> </table> <p>Season: 1977 Record: 8-2-0</p> <table border="0" style="width: 100%;"> <tr><td>6</td><td>N.W. Missouri State Univ.</td><td>9</td></tr> <tr><td>20</td><td>South Dakota Tech</td><td>7</td></tr> <tr><td>41</td><td>Minot State, ND</td><td>7</td></tr> <tr><td>7</td><td>Kearney State College</td><td>38</td></tr> <tr><td>18</td><td>Midland Lutheran College</td><td>7</td></tr> <tr><td>39</td><td>Colorado College</td><td>7</td></tr> <tr><td>26</td><td>Peru State College</td><td>0</td></tr> <tr><td>31</td><td>Northern State, SD</td><td>6</td></tr> <tr><td>33</td><td>Black Hills State</td><td>13</td></tr> <tr><td>38</td><td>Panhandle State, OK</td><td>0</td></tr> <tr><td>259</td><td>Totals</td><td>94</td></tr> </table> <p>Season: 1978 Record: 7-2-2</p> <table border="0" style="width: 100%;"> <tr><td>34</td><td>Wayne State College</td><td>7</td></tr> <tr><td>24</td><td>Fort Lewis College, CO</td><td>13</td></tr> <tr><td>10</td><td>Kearney State College</td><td>10</td></tr> <tr><td>14</td><td>Rocky Mountain, MT</td><td>13</td></tr> <tr><td>21</td><td>Panhandle State, OK</td><td>17</td></tr> <tr><td>34</td><td>Dickinson State, ND</td><td>22</td></tr> <tr><td>21</td><td>Peru State College</td><td>21</td></tr> <tr><td>34</td><td>Black Hills State</td><td>13</td></tr> <tr><td>10</td><td>South Dakota Tech</td><td>14</td></tr> <tr><td>6</td><td>Colorado College</td><td>38</td></tr> <tr><td>208</td><td>Totals</td><td>168</td></tr> <tr><td>30</td><td>*Baker University, KS</td><td>19</td></tr> </table> <p>*Boot Hill Bowl</p> <p>Season: 1979 Record: 4-5-1</p> <table border="0" style="width: 100%;"> <tr><td>9</td><td>Wayne State College</td><td>9</td></tr> <tr><td>0</td><td>Fort Lewis State, CO</td><td>24</td></tr> <tr><td>0</td><td>Kearney State College</td><td>30</td></tr> <tr><td>14</td><td>Hastings College</td><td>8</td></tr> <tr><td>32</td><td>Panhandle State, OK</td><td>14</td></tr> <tr><td>14</td><td>Dickinson State, ND</td><td>42</td></tr> <tr><td>9</td><td>Peru State College</td><td>10</td></tr> <tr><td>12</td><td>Black Hills State</td><td>10</td></tr> <tr><td>3</td><td>South Dakota Tech</td><td>13</td></tr> <tr><td>15</td><td>Rocky Mountain, MT</td><td>10</td></tr> <tr><td>108</td><td>Totals</td><td>170</td></tr> </table> <p>Season: 1980 Record: 5-5-0</p> <table border="0" style="width: 100%;"> <tr><td>21</td><td>South Dakota Tech</td><td>10</td></tr> <tr><td>9</td><td>Wayne State College</td><td>14</td></tr> <tr><td>7</td><td>Kearney State College</td><td>32</td></tr> </table>	14	South Dakota Tech	15	20	Doane College	14	7	Dickinson State, ND	22	0	Kearney State College	33	11	Colorado School of Mines	10	3	Wayne State College	6	10	Peru State College	6	14	Black Hills State	7	24	Eastern Montana College	0	103	Totals	107	3	N.W. Missouri State Univ.	6	19	South Dakota Tech	21	28	Minot State, ND	14	14	Kearney State College	26	20	Colorado Mines	23	34	Wayne State College	29	24	Peru State College	28	7	Northern State, SD	17	37	Black Hills State	13	23	Panhandle State, OK	8	209	Totals	185	6	N.W. Missouri State Univ.	9	20	South Dakota Tech	7	41	Minot State, ND	7	7	Kearney State College	38	18	Midland Lutheran College	7	39	Colorado College	7	26	Peru State College	0	31	Northern State, SD	6	33	Black Hills State	13	38	Panhandle State, OK	0	259	Totals	94	34	Wayne State College	7	24	Fort Lewis College, CO	13	10	Kearney State College	10	14	Rocky Mountain, MT	13	21	Panhandle State, OK	17	34	Dickinson State, ND	22	21	Peru State College	21	34	Black Hills State	13	10	South Dakota Tech	14	6	Colorado College	38	208	Totals	168	30	*Baker University, KS	19	9	Wayne State College	9	0	Fort Lewis State, CO	24	0	Kearney State College	30	14	Hastings College	8	32	Panhandle State, OK	14	14	Dickinson State, ND	42	9	Peru State College	10	12	Black Hills State	10	3	South Dakota Tech	13	15	Rocky Mountain, MT	10	108	Totals	170	21	South Dakota Tech	10	9	Wayne State College	14	7	Kearney State College	32	<p>20 Midland Lutheran College</p> <p>6 Dickinson State, ND</p> <p>24 Hastings College</p> <p>22 Peru State College</p> <p>31 Carroll College, MT</p> <p>28 Black Hills State</p> <p>20 Panhandle State, OK</p> <p>188 Totals</p> <p>Season: 1981 Record: 5-5-0</p> <table border="0" style="width: 100%;"> <tr><td>6</td><td>South Dakota Tech</td><td>10</td></tr> <tr><td>16</td><td>Wayne State College</td><td>13</td></tr> <tr><td>35</td><td>Doane College</td><td>7</td></tr> <tr><td>27</td><td>Midland Lutheran College</td><td>35</td></tr> <tr><td>8</td><td>Dickinson State, ND</td><td>40</td></tr> <tr><td>38</td><td>Hastings College</td><td>7</td></tr> <tr><td>12</td><td>Peru State College</td><td>6</td></tr> <tr><td>22</td><td>Carroll College, MT</td><td>42</td></tr> <tr><td>34</td><td>Black Hills State</td><td>10</td></tr> <tr><td>22</td><td>Panhandle State, OK</td><td>24</td></tr> <tr><td>220</td><td>Totals</td><td>194</td></tr> <tr><td>*32</td><td>*Nauculpan Mexico-Exhibition</td><td>10</td></tr> </table> <p>Season: 1982 Record: 6-2-0</p> <table border="0" style="width: 100%;"> <tr><td>21</td><td>South Dakota Tech</td><td>0</td></tr> <tr><td>14</td><td>Wayne State College</td><td>0</td></tr> <tr><td>37</td><td>Black Hills State</td><td>3</td></tr> <tr><td>17</td><td>Montana Tech</td><td>0</td></tr> <tr><td>13</td><td>Dickinson State, ND</td><td>20</td></tr> <tr><td>27</td><td>Peru State College</td><td>0</td></tr> <tr><td>0</td><td>Northwestern Iowa</td><td>30</td></tr> <tr><td>14</td><td>Jamestown College, ND</td><td>0</td></tr> <tr><td>143</td><td>Totals</td><td>53</td></tr> </table> <p>Season: 1983 Record: 4-6-0</p> <table border="0" style="width: 100%;"> <tr><td>7</td><td>South Dakota Tech</td><td>0</td></tr> <tr><td>10</td><td>Wayne State College</td><td>0</td></tr> <tr><td>7</td><td>Black Hills State</td><td>0</td></tr> <tr><td>6</td><td>Emporia State, KS</td><td>18</td></tr> <tr><td>0</td><td>Dickinson State, ND</td><td>27</td></tr> <tr><td>0</td><td>Northern State, SD</td><td>17</td></tr> <tr><td>30</td><td>Peru State College</td><td>14</td></tr> <tr><td>14</td><td>Northwestern Iowa</td><td>35</td></tr> <tr><td>7</td><td>Panhandle State, OK</td><td>14</td></tr> <tr><td>7</td><td>Jamestown State, ND</td><td>14</td></tr> <tr><td>88</td><td>Totals</td><td>139</td></tr> </table> <p>Season: 1984 Record: 2-7-1</p> <table border="0" style="width: 100%;"> <tr><td>6</td><td>South Dakota Tech</td><td>17</td></tr> <tr><td>7</td><td>Wayne State College</td><td>36</td></tr> <tr><td>13</td><td>Carroll College, MT</td><td>14</td></tr> <tr><td>6</td><td>Dickinson State, ND</td><td>16</td></tr> <tr><td>18</td><td>Midland Lutheran College</td><td>7</td></tr> <tr><td>20</td><td>Minot State, ND</td><td>20</td></tr> <tr><td>13</td><td>Peru State College</td><td>36</td></tr> <tr><td>7</td><td>Northwestern Iowa</td><td>46</td></tr> <tr><td>26</td><td>Panhandle State, OK</td><td>21</td></tr> <tr><td>21</td><td>Black Hills State</td><td>49</td></tr> <tr><td>137</td><td>Totals</td><td>262</td></tr> </table>	6	South Dakota Tech	10	16	Wayne State College	13	35	Doane College	7	27	Midland Lutheran College	35	8	Dickinson State, ND	40	38	Hastings College	7	12	Peru State College	6	22	Carroll College, MT	42	34	Black Hills State	10	22	Panhandle State, OK	24	220	Totals	194	*32	*Nauculpan Mexico-Exhibition	10	21	South Dakota Tech	0	14	Wayne State College	0	37	Black Hills State	3	17	Montana Tech	0	13	Dickinson State, ND	20	27	Peru State College	0	0	Northwestern Iowa	30	14	Jamestown College, ND	0	143	Totals	53	7	South Dakota Tech	0	10	Wayne State College	0	7	Black Hills State	0	6	Emporia State, KS	18	0	Dickinson State, ND	27	0	Northern State, SD	17	30	Peru State College	14	14	Northwestern Iowa	35	7	Panhandle State, OK	14	7	Jamestown State, ND	14	88	Totals	139	6	South Dakota Tech	17	7	Wayne State College	36	13	Carroll College, MT	14	6	Dickinson State, ND	16	18	Midland Lutheran College	7	20	Minot State, ND	20	13	Peru State College	36	7	Northwestern Iowa	46	26	Panhandle State, OK	21	21	Black Hills State	49	137	Totals	262
49	U. of SD-Springfield	8																																																																																																																																																																																																																																																																																																																																																																																																																																																																																													
31	Black Hills State	24																																																																																																																																																																																																																																																																																																																																																																																																																																																																																													
28	Eastern Montana College	31																																																																																																																																																																																																																																																																																																																																																																																																																																																																																													
34	Wayne State College	20																																																																																																																																																																																																																																																																																																																																																																																																																																																																																													
34	South Dakota Tech	0																																																																																																																																																																																																																																																																																																																																																																																																																																																																																													
40	Peru State College	7																																																																																																																																																																																																																																																																																																																																																																																																																																																																																													
27	Hastings College	36																																																																																																																																																																																																																																																																																																																																																																																																																																																																																													
21	Kearney State College	31																																																																																																																																																																																																																																																																																																																																																																																																																																																																																													
35	Southwest Minnesota State	0																																																																																																																																																																																																																																																																																																																																																																																																																																																																																													
299	Totals	157																																																																																																																																																																																																																																																																																																																																																																																																																																																																																													
34	U. of SD-Springfield	14																																																																																																																																																																																																																																																																																																																																																																																																																																																																																													
19	Dickinson State, ND	13																																																																																																																																																																																																																																																																																																																																																																																																																																																																																													
6	Hiram Scott College	42																																																																																																																																																																																																																																																																																																																																																																																																																																																																																													
23	Kearney State College	27																																																																																																																																																																																																																																																																																																																																																																																																																																																																																													
7	Wayne State College	14																																																																																																																																																																																																																																																																																																																																																																																																																																																																																													
27	South Dakota Tech	0																																																																																																																																																																																																																																																																																																																																																																																																																																																																																													
53	Peru State College	7																																																																																																																																																																																																																																																																																																																																																																																																																																																																																													
21	Mayville State, ND	3																																																																																																																																																																																																																																																																																																																																																																																																																																																																																													
17	Black Hills State	21																																																																																																																																																																																																																																																																																																																																																																																																																																																																																													
207	Totals	141																																																																																																																																																																																																																																																																																																																																																																																																																																																																																													
37	U. of SD-Springfield	0																																																																																																																																																																																																																																																																																																																																																																																																																																																																																													
24	Dickinson State, ND	6																																																																																																																																																																																																																																																																																																																																																																																																																																																																																													
0	Fort Lewis College, CO	16																																																																																																																																																																																																																																																																																																																																																																																																																																																																																													
3	Kearney State College	7																																																																																																																																																																																																																																																																																																																																																																																																																																																																																													
14	Wayne State College	15																																																																																																																																																																																																																																																																																																																																																																																																																																																																																													
36	South Dakota Tech	8																																																																																																																																																																																																																																																																																																																																																																																																																																																																																													
47	Peru State College	7																																																																																																																																																																																																																																																																																																																																																																																																																																																																																													
13	Mayville State, ND	15																																																																																																																																																																																																																																																																																																																																																																																																																																																																																													
28	Black Hills State	6																																																																																																																																																																																																																																																																																																																																																																																																																																																																																													
202	Totals	80																																																																																																																																																																																																																																																																																																																																																																																																																																																																																													
19	Rocky Mountain College, MT	13																																																																																																																																																																																																																																																																																																																																																																																																																																																																																													
7	Dickinson State, ND	3																																																																																																																																																																																																																																																																																																																																																																																																																																																																																													
10	Colorado School of Mines	3																																																																																																																																																																																																																																																																																																																																																																																																																																																																																													
9	Kearney State College	20																																																																																																																																																																																																																																																																																																																																																																																																																																																																																													
30	Wayne State College	8																																																																																																																																																																																																																																																																																																																																																																																																																																																																																													
13	U. of SD-Springfield	21																																																																																																																																																																																																																																																																																																																																																																																																																																																																																													
28	Peru State College	7																																																																																																																																																																																																																																																																																																																																																																																																																																																																																													
34	South Dakota Tech	16																																																																																																																																																																																																																																																																																																																																																																																																																																																																																													
15	Huron College, SD	10																																																																																																																																																																																																																																																																																																																																																																																																																																																																																													
30	Black Hills State	0																																																																																																																																																																																																																																																																																																																																																																																																																																																																																													
195	Totals	110																																																																																																																																																																																																																																																																																																																																																																																																																																																																																													
45	Rocky Mountain College, MT	28																																																																																																																																																																																																																																																																																																																																																																																																																																																																																													
0	Dickinson State, ND	2																																																																																																																																																																																																																																																																																																																																																																																																																																																																																													
24	Colorado School of Mines	8																																																																																																																																																																																																																																																																																																																																																																																																																																																																																													
6	Kearney State College	7																																																																																																																																																																																																																																																																																																																																																																																																																																																																																													
7	Wayne State College	13																																																																																																																																																																																																																																																																																																																																																																																																																																																																																													
44	U. of SD-Springfield	0																																																																																																																																																																																																																																																																																																																																																																																																																																																																																													
28	Peru State College	0																																																																																																																																																																																																																																																																																																																																																																																																																																																																																													
14	South Dakota Tech	10																																																																																																																																																																																																																																																																																																																																																																																																																																																																																													
24	Huron College, SD	7																																																																																																																																																																																																																																																																																																																																																																																																																																																																																													
13	Black Hills State	6																																																																																																																																																																																																																																																																																																																																																																																																																																																																																													
205	Totals	81																																																																																																																																																																																																																																																																																																																																																																																																																																																																																													
22	South Dakota Tech	8																																																																																																																																																																																																																																																																																																																																																																																																																																																																																													
10	Doane College	7																																																																																																																																																																																																																																																																																																																																																																																																																																																																																													
6	Dickinson State, ND	7																																																																																																																																																																																																																																																																																																																																																																																																																																																																																													
3	Kearney State College	20																																																																																																																																																																																																																																																																																																																																																																																																																																																																																													
30	Colorado School of Mines	9																																																																																																																																																																																																																																																																																																																																																																																																																																																																																													
14	Wayne State College	7																																																																																																																																																																																																																																																																																																																																																																																																																																																																																													
14	South Dakota Tech	15																																																																																																																																																																																																																																																																																																																																																																																																																																																																																													
20	Doane College	14																																																																																																																																																																																																																																																																																																																																																																																																																																																																																													
7	Dickinson State, ND	22																																																																																																																																																																																																																																																																																																																																																																																																																																																																																													
0	Kearney State College	33																																																																																																																																																																																																																																																																																																																																																																																																																																																																																													
11	Colorado School of Mines	10																																																																																																																																																																																																																																																																																																																																																																																																																																																																																													
3	Wayne State College	6																																																																																																																																																																																																																																																																																																																																																																																																																																																																																													
10	Peru State College	6																																																																																																																																																																																																																																																																																																																																																																																																																																																																																													
14	Black Hills State	7																																																																																																																																																																																																																																																																																																																																																																																																																																																																																													
24	Eastern Montana College	0																																																																																																																																																																																																																																																																																																																																																																																																																																																																																													
103	Totals	107																																																																																																																																																																																																																																																																																																																																																																																																																																																																																													
3	N.W. Missouri State Univ.	6																																																																																																																																																																																																																																																																																																																																																																																																																																																																																													
19	South Dakota Tech	21																																																																																																																																																																																																																																																																																																																																																																																																																																																																																													
28	Minot State, ND	14																																																																																																																																																																																																																																																																																																																																																																																																																																																																																													
14	Kearney State College	26																																																																																																																																																																																																																																																																																																																																																																																																																																																																																													
20	Colorado Mines	23																																																																																																																																																																																																																																																																																																																																																																																																																																																																																													
34	Wayne State College	29																																																																																																																																																																																																																																																																																																																																																																																																																																																																																													
24	Peru State College	28																																																																																																																																																																																																																																																																																																																																																																																																																																																																																													
7	Northern State, SD	17																																																																																																																																																																																																																																																																																																																																																																																																																																																																																													
37	Black Hills State	13																																																																																																																																																																																																																																																																																																																																																																																																																																																																																													
23	Panhandle State, OK	8																																																																																																																																																																																																																																																																																																																																																																																																																																																																																													
209	Totals	185																																																																																																																																																																																																																																																																																																																																																																																																																																																																																													
6	N.W. Missouri State Univ.	9																																																																																																																																																																																																																																																																																																																																																																																																																																																																																													
20	South Dakota Tech	7																																																																																																																																																																																																																																																																																																																																																																																																																																																																																													
41	Minot State, ND	7																																																																																																																																																																																																																																																																																																																																																																																																																																																																																													
7	Kearney State College	38																																																																																																																																																																																																																																																																																																																																																																																																																																																																																													
18	Midland Lutheran College	7																																																																																																																																																																																																																																																																																																																																																																																																																																																																																													
39	Colorado College	7																																																																																																																																																																																																																																																																																																																																																																																																																																																																																													
26	Peru State College	0																																																																																																																																																																																																																																																																																																																																																																																																																																																																																													
31	Northern State, SD	6																																																																																																																																																																																																																																																																																																																																																																																																																																																																																													
33	Black Hills State	13																																																																																																																																																																																																																																																																																																																																																																																																																																																																																													
38	Panhandle State, OK	0																																																																																																																																																																																																																																																																																																																																																																																																																																																																																													
259	Totals	94																																																																																																																																																																																																																																																																																																																																																																																																																																																																																													
34	Wayne State College	7																																																																																																																																																																																																																																																																																																																																																																																																																																																																																													
24	Fort Lewis College, CO	13																																																																																																																																																																																																																																																																																																																																																																																																																																																																																													
10	Kearney State College	10																																																																																																																																																																																																																																																																																																																																																																																																																																																																																													
14	Rocky Mountain, MT	13																																																																																																																																																																																																																																																																																																																																																																																																																																																																																													
21	Panhandle State, OK	17																																																																																																																																																																																																																																																																																																																																																																																																																																																																																													
34	Dickinson State, ND	22																																																																																																																																																																																																																																																																																																																																																																																																																																																																																													
21	Peru State College	21																																																																																																																																																																																																																																																																																																																																																																																																																																																																																													
34	Black Hills State	13																																																																																																																																																																																																																																																																																																																																																																																																																																																																																													
10	South Dakota Tech	14																																																																																																																																																																																																																																																																																																																																																																																																																																																																																													
6	Colorado College	38																																																																																																																																																																																																																																																																																																																																																																																																																																																																																													
208	Totals	168																																																																																																																																																																																																																																																																																																																																																																																																																																																																																													
30	*Baker University, KS	19																																																																																																																																																																																																																																																																																																																																																																																																																																																																																													
9	Wayne State College	9																																																																																																																																																																																																																																																																																																																																																																																																																																																																																													
0	Fort Lewis State, CO	24																																																																																																																																																																																																																																																																																																																																																																																																																																																																																													
0	Kearney State College	30																																																																																																																																																																																																																																																																																																																																																																																																																																																																																													
14	Hastings College	8																																																																																																																																																																																																																																																																																																																																																																																																																																																																																													
32	Panhandle State, OK	14																																																																																																																																																																																																																																																																																																																																																																																																																																																																																													
14	Dickinson State, ND	42																																																																																																																																																																																																																																																																																																																																																																																																																																																																																													
9	Peru State College	10																																																																																																																																																																																																																																																																																																																																																																																																																																																																																													
12	Black Hills State	10																																																																																																																																																																																																																																																																																																																																																																																																																																																																																													
3	South Dakota Tech	13																																																																																																																																																																																																																																																																																																																																																																																																																																																																																													
15	Rocky Mountain, MT	10																																																																																																																																																																																																																																																																																																																																																																																																																																																																																													
108	Totals	170																																																																																																																																																																																																																																																																																																																																																																																																																																																																																													
21	South Dakota Tech	10																																																																																																																																																																																																																																																																																																																																																																																																																																																																																													
9	Wayne State College	14																																																																																																																																																																																																																																																																																																																																																																																																																																																																																													
7	Kearney State College	32																																																																																																																																																																																																																																																																																																																																																																																																																																																																																													
6	South Dakota Tech	10																																																																																																																																																																																																																																																																																																																																																																																																																																																																																													
16	Wayne State College	13																																																																																																																																																																																																																																																																																																																																																																																																																																																																																													
35	Doane College	7																																																																																																																																																																																																																																																																																																																																																																																																																																																																																													
27	Midland Lutheran College	35																																																																																																																																																																																																																																																																																																																																																																																																																																																																																													
8	Dickinson State, ND	40																																																																																																																																																																																																																																																																																																																																																																																																																																																																																													
38	Hastings College	7																																																																																																																																																																																																																																																																																																																																																																																																																																																																																													
12	Peru State College	6																																																																																																																																																																																																																																																																																																																																																																																																																																																																																													
22	Carroll College, MT	42																																																																																																																																																																																																																																																																																																																																																																																																																																																																																													
34	Black Hills State	10																																																																																																																																																																																																																																																																																																																																																																																																																																																																																													
22	Panhandle State, OK	24																																																																																																																																																																																																																																																																																																																																																																																																																																																																																													
220	Totals	194																																																																																																																																																																																																																																																																																																																																																																																																																																																																																													
*32	*Nauculpan Mexico-Exhibition	10																																																																																																																																																																																																																																																																																																																																																																																																																																																																																													
21	South Dakota Tech	0																																																																																																																																																																																																																																																																																																																																																																																																																																																																																													
14	Wayne State College	0																																																																																																																																																																																																																																																																																																																																																																																																																																																																																													
37	Black Hills State	3																																																																																																																																																																																																																																																																																																																																																																																																																																																																																													
17	Montana Tech	0																																																																																																																																																																																																																																																																																																																																																																																																																																																																																													
13	Dickinson State, ND	20																																																																																																																																																																																																																																																																																																																																																																																																																																																																																													
27	Peru State College	0																																																																																																																																																																																																																																																																																																																																																																																																																																																																																													
0	Northwestern Iowa	30																																																																																																																																																																																																																																																																																																																																																																																																																																																																																													
14	Jamestown College, ND	0																																																																																																																																																																																																																																																																																																																																																																																																																																																																																													
143	Totals	53																																																																																																																																																																																																																																																																																																																																																																																																																																																																																													
7	South Dakota Tech	0																																																																																																																																																																																																																																																																																																																																																																																																																																																																																													
10	Wayne State College	0																																																																																																																																																																																																																																																																																																																																																																																																																																																																																													
7	Black Hills State	0																																																																																																																																																																																																																																																																																																																																																																																																																																																																																													
6	Emporia State, KS	18																																																																																																																																																																																																																																																																																																																																																																																																																																																																																													
0	Dickinson State, ND	27																																																																																																																																																																																																																																																																																																																																																																																																																																																																																													
0	Northern State, SD	17																																																																																																																																																																																																																																																																																																																																																																																																																																																																																													
30	Peru State College	14																																																																																																																																																																																																																																																																																																																																																																																																																																																																																													
14	Northwestern Iowa	35																																																																																																																																																																																																																																																																																																																																																																																																																																																																																													
7	Panhandle State, OK	14																																																																																																																																																																																																																																																																																																																																																																																																																																																																																													
7	Jamestown State, ND	14																																																																																																																																																																																																																																																																																																																																																																																																																																																																																													
88	Totals	139																																																																																																																																																																																																																																																																																																																																																																																																																																																																																													
6	South Dakota Tech	17																																																																																																																																																																																																																																																																																																																																																																																																																																																																																													
7	Wayne State College	36																																																																																																																																																																																																																																																																																																																																																																																																																																																																																													
13	Carroll College, MT	14																																																																																																																																																																																																																																																																																																																																																																																																																																																																																													
6	Dickinson State, ND	16																																																																																																																																																																																																																																																																																																																																																																																																																																																																																													
18	Midland Lutheran College	7																																																																																																																																																																																																																																																																																																																																																																																																																																																																																													
20	Minot State, ND	20																																																																																																																																																																																																																																																																																																																																																																																																																																																																																													
13	Peru State College	36																																																																																																																																																																																																																																																																																																																																																																																																																																																																																													
7	Northwestern Iowa	46																																																																																																																																																																																																																																																																																																																																																																																																																																																																																													
26	Panhandle State, OK	21																																																																																																																																																																																																																																																																																																																																																																																																																																																																																													
21	Black Hills State	49																																																																																																																																																																																																																																																																																																																																																																																																																																																																																													
137	Totals	262																																																																																																																																																																																																																																																																																																																																																																																																																																																																																													



Glenn Brady
Coached: 1972
Career: 8-2-0



Sparky Adams
Coached: 1973-77
Career: 31-17-0



Jerry Welch
Coached: 1978-81
Career: 21-17-3



Gary Richardson
Coached: 1982-83
Career: 10-8-0



Don Turner
Coached: 1984-86
Career: 10-16-2

STATISTICS & RECORDS

Season: 1985
Record: 5-3-1

27	South Dakota Tech	7
16	Wayne State College	12
40	Dickinson State, ND	43
13	Midland Lutheran College	35
26	Minot State, ND	26
49	Peru State College	28
35	Northwestern Iowa	48
44	Panhandle State, OK	11
29	Black Hills State	13
279	Totals	223

Season: 1986
Record: 3-6-0

22	Western Montana College	27
20	South Dakota Tech	10
29	Fort Lewis College, CO	25
0	Carroll College, MT	49
28	Midland Lutheran College	6
0	Northern State, SD	37
0	Peru State College	23
19	Northwestern Iowa	27
6	Black Hills State	19
124	Totals	223

Season: 1987
Record: 1-8-0

3	South Dakota Tech	10
0	Adams State, CO	21
21	Midland Lutheran College	60
16	Northern State, SD	30
19	Peru State College	27
30	Montana Tech	35
30	Northwestern Iowa	42
22	Black Hills State	14
26	Rocky Mountain, MT	28
167	Totals	267

Season: 1988
Record: 5-5-0

23	South Dakota Tech	7
45	Black Hills State	31
14	Jamestown College, ND	12
14	Adams State, CO	28
23	Doane College	20
22	Peru State College	37
38	Montana Tech	48
17	Colorado Mines	14
29	Carroll College, MT	50
19	Rocky Mountain, MT	26
244	Totals	273

Season: 1989
Record: 8-2-0

34	South Dakota Tech	13
35	Black Hills State	16
34	Jamestown College, ND	21
40	Westmar College, IA	6
24	Doane College	12
17	Peru State College	24
36	Montana Tech	17
40	Carroll College, MT	21
38	Dakota Wesleyan	34
298	Totals	164
*43	Nebraska Wesleyan	46

*NAIA II Playoff Game in 2 OT

Season: 1990
Record: 9-2-0

30	Montana Tech	23
38	South Dakota Tech	6
67	Black Hills State	21
32	Fort Lewis College, CO	7
43	Western State, CO	38
30	Wayne State College	3
57	Carroll College, MT	14
38	Colorado Mines	21
28	Kearney State College	33
43	Doane College	18
406	Totals	184
*3	Dickinson State, ND	28

*NAIA II Playoff Game

Season: 1991
Record: 5-5-1

35	Montana Tech	35
47	South Dakota Tech	14
49	Black Hills State	14
21	Fort Lewis College, CO	19
28	Mesa State, CO	33
9	Fort Hays State, KS	10
48	Colorado Mines	28
49	Western State, CO	51
19	Univ. of Nebraska-Kearney	30
28	Wayne State College	55
10	Adams State College, CO	0
343	Totals	289

Season: 1992
Record: 7-3-0

31	Univ. of Mexico (Exhibition)	17
44	South Dakota Tech	30
26	Black Hills State	22
23	Peru State College	27
38	Adams State College, CO	28
38	New Mexico Highlands	0
35	Colorado Mines	30
21	Western State College, CO	49
0	Fort Hays State, KS	10
29	Fort Lewis, CO	22
37	Mesa State, CO	24
322	Totals	242

Season: 1993
Record: 6-5-0

*3	Idaho State University	52
66	South Dakota Tech	14
42	Black Hills State	13
36	Peru State College	22
36	Adams State, CO	22
37	New Mexico Highlands	44
28	Colorado Mines	51
20	Western State, CO	31
7	Fort Hays State, KS	35
41	Fort Lewis, CO	3
29	Mesa State, CO	36
345	Totals	323

*CSC received forfeit victory

Season: 1994
Record: 9-2-0

54	South Dakota Tech	0
74	Tabor College, KS	0
19	Black Hills State	0
38	Peru State	13
24	Mesa State, CO	38
32	Adams State, CO	18
20	New Mexico Highlands	12
49	Colorado Mines	14
12	Western State, CO	43
52	Fort Hays State, KS	21
29	Fort Lewis, CO	28
403	Totals	187

Season: 1995
Record: 8-2-0

46	South Dakota Tech	0
44	Black Hills State	26
20	Peru State College	0
22	Mesa State, CO	19
31	Adams State, CO	27
24	New Mexico Highlands	17
24	Colorado Mines	10
21	Western State, CO	28
5	Fort Hays State, KS	47
31	Fort Lewis, CO	3
268	Totals	177

Season: 1996
Record: 10-2-0

(Rocky Mountain Athletic Conference Champions)

25	Fort Lewis College, CO	24
20	Eastern New Mexico Univ.	17
38	Mesa State College, CO	3
14	Univ. of Nebraska-Kearney	10
11	Western State College, CO	3
32	New Mexico Highlands	21
38	Peru State College	28
18	Adams State College, CO	3
27	Fort Hays State, KS	30
49	Colorado Mines	6

26	Fort Lewis College, CO	19
298	Totals	164
*21	Central Oklahoma	23

*NCAA II playoff game

Season: 1997
Record: 8-3-0

34	Western Montana College	10
14	Montana State University	24
20	Mesa State College, CO	18
40	Nebraska-Kearney (OT)	34
14	Western State College, CO	16
14	New Mexico Highlands	16
20	Peru State College	13
36	Adams State College, CO	14
40	Fort Hays State, KS	0
43	Colorado Mines	0
51	Fort Lewis College, CO	14
326	Totals	159

Season: 1998
Record: 9-3-0

(RMAC Co-Champions)

47	Western Montana College	21
6	Sam Houston State, TX	17
37	Fort Lewis College, CO	0
42	Mesa State College, CO	0
27	Nebraska-Kearney	23
22	Western State, CO	19
28	New Mexico Highlands	31
30	Wayne State College	3
48	Adams State College, CO	34
14	Fort Hays State, KS	10
36	Colorado Mines	6
334	Totals	163
*19	Central Oklahoma	21

*NCAA II Playoff Game

Season: 1999
Record: 7-3-0

(RMAC Co-Champions)

10	Montana State University	20
24	Fort Lewis College, CO	7
42	Mesa State College, CO	19
24	Nebraska-Kearney	18
10	Western State, CO	6
56	New Mexico Highlands	42
14	Western Washington	26
23	Adams State, CO	38
31	Fort Hays State, KS	3
55	Colorado Mines	3
289	Totals	182

Season: 2000
Record: 8-3-0

28	Wisconsin-River Falls	14
24	Northern Arizona	32
66	Colorado Mines	2
55	Fort Lewis College, CO	8
22	Mesa State College, CO	28
23	Nebraska-Kearney	22
42	Western State College, CO	14
45	New Mexico Highlands	3
52	Adams State College, CO	0
17	Fort Hays State, KS	14
368	Totals	137
+10	California Davis	48

+NCAA II playoff game

Season: 2001
Record: 10-1-0

(RMAC Champions)

45	Wisconsin-River Falls	18
31	South Dakota State	21
58	Colorado Mines	28
61	Fort Lewis	9
53	Mesa State	3
26	Nebraska-Kearney	14
25	Western State	12
48	New Mexico Highlands	0
51	Adams State	16
44	Fort Hays State	0
+24	Tarleton State	28
442	Totals	121

+NCAA II playoff game

STATISTICS & RECORDS

Season: 2002
Record: 8-2-0
(RMAC Co-Champions)

15	Wisconsin-River Falls	7
15	South Dakota State	28
52	Fort Hays State	23
35	Colorado Mines	21
54	Fort Lewis	28
31	Mesa State (OT)	30
0	Nebraska-Kearney	12
48	Western State	10
62	New Mexico Highlands	0
24	Adams State	0
336	Totals	159

Season: 2003
Record: 8-2-0

43	Wisconsin-River Falls	22
43	Bemidji State	22
28	Fort Hays State	33
38	Colorado Mines	21
45	Fort Lewis (OT)	42
14	Mesa State	21
28	Nebraska-Kearney	22
23	Western State	22
49	N.M. Highlands	6
45	Adams State	44
356	Totals	255

Season: 2004
Record: 7-3-0

21	at Minnesota-Duluth	35
16	Adams State	13
50	Bemidji State	43
51	Fort Hays State	28
39	at Colorado Mines	40
40	Fort Lewis	35
35	at Mesa State	14
41	Nebraska-Kearney	44
33	Western State	27
52	at N.M. Highlands	17
378	Totals	296



Bill O'Boyle
Coached: 2005-2011
^Career: 54-21-0

Season: 2005
Record: 4-6-0

17	Minnesota Duluth	28
24	at Missouri Western	36
23	at Adams State	28
45	Fort Hays State	6
26	Colorado Mines	27
35	at Fort Lewis	42
36	Mesa State	24
14	at Nebraska-Kearney	20
40	at Western State	10
44	New Mexico Highlands	14
304	Totals	235

Season: 2006
Record: 12-1-0
(RMAC Champions)

21	University of Mary	3
35	at Montana State	24
38	at Wayne State	14
57	Colorado Mines	0
40	at New Mexico Highlands	20
35	Western New Mexico	7
40	at Fort Lewis	27
31	Nebraska-Kearney	12
27	at Mesa State	19
47	Western State	0
44	at Adams State	28
43	+West Texas A&M	17
21	+at Northwest Missouri State	28
479	Totals	199

+NCAA playoff games

Season: 2007
Record: 12-1-0
(RMAC Champions)

34	at Washburn	24
55	Wayne State	14
31	at Northern Colorado	0

35	at Colorado School of Mines	7
49	New Mexico Highlands	0
21	at Western New Mexico	0
31	Fort Lewis	9
28	at Nebraska-Kearney	16
7	Mesa State	6
50	at Western State	17
58	Adams State	0
76	+Abilene Christian (3OT)	73
13	+Northwest Missouri State	26
488	Totals	192

+NCAA playoff games

Season: 2008
Record: 11-2-0
(RMAC Champions)

37	at University of Mary	17
31	Pittsburg State	38
37	at Adams State	26
32	at CSU-Pueblo	0
17	Nebraska-Kearney	14
56	at New Mexico Highlands	14
43	Western New Mexico	17
48	at Fort Lewis	7
34	Colorado School of Mines	17
27	at Mesa State	16
39	Western State	7
23	+Wayne State	17
10	+at Minnesota Duluth	20
434	Totals	210

+NCAA Playoff Games

Season: 2009
Record: 7-4

30	University of Mary	14
13	at Pittsburg State	41
24	Adams State	21
17	CSU-Pueblo	28
13	at Nebraska-Kearney	18
51	New Mexico Highlands	7
42	at Western New Mexico	7
38	Fort Lewis	6
27	at Colorado School of Mines (OT)	30
31	Mesa State	7
40	at Western State	21
326	Totals	200

Season: 2010
Record: 8-3

35	University of Mary	3
3	at Pittsburg State	14
40	Western State	7
21	at Adams State	10
30	at CSU-Pueblo (3OT)	33
21	Nebraska-Kearney	35
41	at N.M. Highlands	19
31	Western N.M.	7
38	at Fort Lewis	7
38	Colorado School of Mines	31
31	at Mesa State	21
329	Totals	187

Season: 2011
Record: 6-5

24	at University of Mary	31
42	Angelo State	49
15	at Western State	7
14	Adams State	13
28	#14 CSU-Pueblo	38
13	at #4 Nebraska-Kearney	20
42	N.M. Highlands	14



Brad Smith
Coached: 1987-2004, 2011
^Career: 133-57-1

21	at Western N.M.	13
45	Fort Lewis	21
24	at #23 Colorado Mines	31
24	Mesa State (OT)	17
292	Totals	254



Jay Long
Coached: 2012-Present
Career: ^24-23

Season: 2012
Record: 9-3

6	at #4 Montana State	33
19	at Angelo State	7
41	at Colorado Mesa	30
45	Western State	7
23	at Adams State	21
38	at #2 CSU-Pueblo (OT)	45
62	Black Hills State	14
36	at N.M. Highlands	33
41	Western N.M.	23
45	at Fort Lewis	20
20	Colorado Mines	14
30	+ #16 West Texas A&M	38
406	Totals	285

+NCAA playoff game

Season: 2013
Record: 8-3

40	at Missouri S&T (2OT)	34
31	vs. #4 West Texas A&M	34
30	Colorado Mesa	24
35	at Western State	13
31	Adams State	0
42	#5 CSU-Pueblo	51
43	at Black Hills State	13
31	N.M. Highlands	24
59	at Western N.M.	17
34	Fort Lewis	10
0	at Colorado Mines	23
376	Totals	243

Season: 2014
Record: 8-3

42	vs. Missouri S&T	25
34	at Idaho State University	39
18	Colorado Mines	33
24	at Colorado Mesa	13
40	Western State	7
45	at Adams State	31
13	at CSU-Pueblo	41
33	Black Hills State	28
52	at N. M. Highlands	38
48	Western N.M.	45
28	at Fort Lewis	16
377	Totals	316

Season: 2015
Record: 5-6

40	at Missouri S&T	27
13	at Missouri State University	21
20	at #15 Colorado School of Mines	28
13	vs Colorado Mesa University	23
31	at Western State Colorado	24
26	vs Adams State University	0
10	vs #6 Colorado State - Pueblo	48
39	at Black Hills State University	38
16	vs New Mexico Highlands	24
31	at Western New Mexico	13
34	vs Fort Lewis College	47
273	Totals	293

Season: 2016
Record: 3-8

17	vs Fort Lewis College	10
33	at #25 Colorado Mesa University	47
15	vs Western State Colorado	24
30	at Adams State University	31
27	vs Humboldt State University	31
27	vs Dixie State University	44
73	vs New Mexico Highlands	0
37	at South Dakota School of Mines	33
14	at Colorado School of Mines	40
19	vs Black Hills State University	21
14	at Colorado State - Pueblo	27
303	Totals	308

^ 6 wins in 2011 and 9 wins in 2012 were vacated by the NCAA

STATISTICS & RECORDS

Season: 2017

Record: 6-5

25	at Fort Lewis	19
10	vs #17 Colorado Mesa	24
49	at Western State	7
73	vs Adams State	26
13	at #19 Humboldt State	56
24	at Dixie State	38
55	at New Mexico Highlands	35
29	vs South Dakota Mines	17
15	vs Colorado School of Mines	27
35	at Black Hills State	14
6	vs CSU-Pueblo	28
334	Totals	291

Season: 2018

Record: 7-3

22	vs Black Hills State	27
20	at #12 CSU-Pueblo	10
29	vs Fort Lewis	25
38	at #14 Colorado Mesa	34
40	vs Western Colorado	22
62	at Adams State	65
30	vs Dixie State	18
43	vs New Mexico Highlands	38
50	at South Dakota Mines	46
20	at Colorado School of Mines	49
354	Totals	344

Season: 2019

Record: 6-5

48	at Black Hills State	31
21	vs #9 CSU-Pueblo	42
30	at Fort Lewis	37
30	vs Colorado Mesa	42
32	at Western Colorado	33
42	vs Adams State	23
43	vs Texas-Permian Basin	21
40	at Dixie State	27
41	at New Mexico Highlands	7
53	vs South Dakota Mines	48
28	vs Colorado School of Mines	70
408	Totals	381



CUSTOMIZED



OUTLAW PRINTERS

**Our Graphic Designers and Printers Can Provide
T-Shirts, Embroidery,
Blankets, and Hats!**

*Personalize your gear
for game day!*

218 Main Street

308 432-4444



ChadronState.TV



@CSCEagles
@CSCFootball



/CSCEagles



@CSCEagles

Scan QR code from your mobile device for the latest digital game program

CSC Athletics proudly sponsored by



@ 	
OCT. 10, Noon	OCT. 17, 5PM
	@ 
OCT. 24, 2PM	OCT. 31, 4PM
@ 	@ 
NOV. 7, 3PM CT	NOV. 14, 2PM

2020 SCHEDULE