



**Rutgers at Creighton**

04/02/26 MGM Grand Garden Arena, Las Vegas  
2025-26 Men's Basketball

Officials: Brian Dorsey, Mike Roberts, Chris Pacsi

Rutgers - 69

Record: 14-20

NO.	Name	F	Min	FG		3P		FT		Rebounds			Fouls		TP	AS	TO	ST	Blocks		+/-
				M-A	M-A	M-A	OR	DR	TOT	PF	FD	BS	BA								
9	Dylan Grant	F	25:58	1-3	0-1	0-0	0	1	1	3	1	2	0	1	1	0	1	1	0	0	-13
21	Emmanuel Ogbole	C	23:05	3-4	0-0	0-0	2	1	3	1	0	6	0	0	1	0	0	1	0	0	-3
0	Tariq Francis	G	27:35	3-15	1-5	12-12	1	2	3	3	7	19	3	3	0	0	0	3	0	3	-10
2	Lino Mark	G	24:10	5-14	1-3	3-6	1	6	7	0	5	14	0	2	2	0	2	0	4	0	
5	Darren Buchanan Jr.	G	15:46	0-4	0-0	0-0	1	3	4	0	0	0	0	0	1	0	0	0	1	-2	
1	Jamichael Davis		22:50	7-9	0-1	3-5	0	3	3	2	4	17	3	0	0	0	0	0	0	-13	
3	Kaden Powers		15:20	3-6	0-0	0-2	0	3	3	2	1	6	2	1	0	0	0	0	0	-6	
11	Christopher Nwuli		18:24	1-5	0-3	0-0	0	2	2	2	0	2	0	0	1	1	1	0	0	-4	
4	Bryce Dortch		13:24	0-1	0-0	0-0	5	2	7	3	0	0	0	0	0	0	0	1	0	-9	
13	Harun Zrno		13:29	1-4	0-1	1-1	1	1	2	2	1	3	0	0	0	0	0	0	0	-5	
Team							1	2	3	0		0									
<b>Totals</b>				24-65	2-14	19-26	12	26	38	18	19	69	8	8	5	2	8			-13	

Shooting By Period		
1 <sup>st</sup> FG%	10-30	33.3%
3PT%	2-9	22.2%
FT%	6-8	75%
2 <sup>nd</sup> FG%	14-35	40.0%
3PT%	0-5	0.0%
FT%	13-18	72.2%
GM FG%	24-65	36.9%
3PT%	2-14	14.3%
FT%	19-26	73.1%

Dead Ball Rebounds: 4, 0

Major Fouls: NONE

Creighton - 82

Record: 16-17

NO.	Name	F	Min	FG		3P		FT		Rebounds			Fouls		TP	AS	TO	ST	Blocks		+/-
				M-A	M-A	M-A	OR	DR	TOT	PF	FD	BS	BA								
0	Jasen Green	F	32:31	7-10	0-0	2-3	4	5	9	4	3	16	2	2	1	2	0	13			
41	Isaac Traudt	F	24:26	1-5	1-5	2-2	1	3	4	0	1	5	0	0	0	0	0	6			
4	Josh Dix	G	31:26	5-11	4-8	0-0	1	5	6	3	1	14	0	1	2	1	0	9			
5	Nik Graves	G	32:16	7-13	2-5	12-13	2	3	5	4	8	28	8	4	0	0	0	19			
7	Fedor Zugic	G	25:46	1-6	0-5	2-2	0	2	2	2	2	4	2	1	0	2	0	8			
2	Blake Harper		24:04	3-5	1-2	1-2	0	4	4	2	1	8	0	3	1	0	1	6			
9	Ty Davis		05:36	0-0	0-0	0-0	0	1	1	0	0	0	1	0	0	0	0	-2			
32	Owen Freeman		07:42	1-2	0-0	0-0	0	2	2	1	0	2	2	0	0	2	0	0			
10	Hudson Greer		12:50	1-4	0-2	0-0	0	3	3	1	1	2	1	0	0	1	1	7			
17	Kerem Konan		02:31	1-2	0-0	0-0	0	0	0	2	0	2	0	1	0	0	0	0			
12	Shane Thomas		00:52	0-1	0-1	1-2	0	0	0	0	1	1	0	0	0	0	0	-1			
Team							0	4	4	0		0			1						
<b>Totals</b>				27-59	8-28	20-24	8	32	40	19	18	82	16	13	4	8	2	13			

Shooting By Period		
1 <sup>st</sup> FG%	11-33	33.3%
3PT%	4-15	26.7%
FT%	5-6	83.3%
2 <sup>nd</sup> FG%	16-26	61.5%
3PT%	4-13	30.8%
FT%	15-18	83.3%
GM FG%	27-59	45.8%
3PT%	8-28	28.6%
FT%	20-24	83.3%

Dead Ball Rebounds: 2, 0

Major Fouls: NONE

	RUT	CRE
Biggest lead	10 (1 <sup>st</sup> 10:47)	17 (2 <sup>nd</sup> 6:39)
Best Scoring Run	6 (2 <sup>nd</sup> 2:14)	9 (1 <sup>st</sup> 5:55)
Lead Changes	5	
Times Tied	6	
Time with Lead	16:28	19:51

	RUT	CRE
Points from		
Turnovers	12	9
Paint	36	36
Second Chance	10	5
Fast Breaks	7	9
Bench	28	15

Period by Period Scoring			
	1st	2nd	TOT
RUT	28	41	69
CRE	31	51	82



**Period 1**

**Period Starters:**

<b>CRE</b>	0 Green J	4 Dix J	5 Graves N	7 Zugic F	41 Traudt I
<b>RUT</b>	0 Francis T	2 Mark L	5 Buchanan Jr. D	9 Grant D	21 Ogbole E

Game Time	CRE	Score	Diff	RUT
20:00	0 GREEN J jumpball lost			21 OGBOLE E jumpball won
19:35		<b>0-2</b>	<b>-2</b>	21 OGBOLE E 2pt FG in the paint, driving layup made (2)
19:14	4 DIX J turnover lost ball (1)			
18:51		<b>0-4</b>	<b>-4</b>	0 FRANCIS T 2pt FG from turnover outside the paint, step back jump shot made (2)
18:36	5 GRAVES N 3pt FG , jump shot missed			
18:32				5 BUCHANAN JR. D defensive rebound (1)
18:25				5 BUCHANAN JR. D turnover bad pass (1)
17:57	7 ZUGIC F foul drawn (1)			0 FRANCIS T foul shooting (1 - 1)
17:57	7 ZUGIC F free throw 1 - 2 made (1)	<b>1-4</b>	<b>-3</b>	
17:57	7 ZUGIC F free throw 2 - 2 made (2)	<b>2-4</b>	<b>-2</b>	
17:44		<b>2-6</b>	<b>-4</b>	2 MARK L 2pt FG in the paint, driving layup made (2)
17:18	5 GRAVES N turnover lost ball (1)			
17:18	5 GRAVES N foul personal (1 - 1)			2 MARK L foul drawn (1)
17:04				5 BUCHANAN JR. D 2pt FG from turnover in the paint, layup blocked
17:04	0 GREEN J block (1)			
16:59	0 GREEN J defensive rebound (1)			
16:57	7 ZUGIC F 3pt FG , jump shot missed			
16:54				5 BUCHANAN JR. D defensive rebound (2)
16:49				5 BUCHANAN JR. D 2pt FG in the paint, driving layup missed
16:47				5 BUCHANAN JR. D offensive rebound (3)
16:35				0 FRANCIS T turnover bad pass (1)
16:28	7 ZUGIC F turnover bad pass (1)			2 MARK L steal (1)
16:24		<b>2-8</b>	<b>-6</b>	2 MARK L 2pt FG from turnover in the paint, alleyoop made (4)
16:24				0 FRANCIS T assist (1)
15:53	5 GRAVES N 2pt FG in the paint, floating jump shot missed			
15:51				2 MARK L defensive rebound (1)
15:41	0 GREEN J steal (1)			0 FRANCIS T turnover bad pass (2)
15:36	7 ZUGIC F 3pt FG from turnover, jump shot missed			
15:33	41 TRAUDT I offensive rebound (1)			
15:27	7 ZUGIC F 2pt FG from turnover second chance in the paint, driving layup made (4)	<b>4-8</b>	<b>-4</b>	
15:27	0 GREEN J assist (1)			
15:05		<b>4-11</b>	<b>-7</b>	2 MARK L 3pt FG , jump shot made (7)
15:05				0 FRANCIS T assist (2)
14:54	0 GREEN J 2pt FG in the paint, driving layup missed			
14:52				0 FRANCIS T defensive rebound (1)
14:45	0 GREEN J foul personal (1 - 2)			0 FRANCIS T foul drawn (1)
14:45	Timeout media			
14:45	5 GRAVES N substitution out			
14:45	7 ZUGIC F substitution out			
14:45	41 TRAUDT I substitution out			
14:45	2 HARPER B substitution in			



**Rutgers at Creighton**

04/02/26 MGM Grand Garden Arena, Las Vegas  
2025-26 Men's Basketball

**Officials:** Brian Dorsey, Mike Roberts, Chris Pacsi

Game Time	CRE	Score	Diff	RUT
14:45	9 DAVIS T substitution in			
14:45	32 FREEMAN O substitution in			
14:45				5 BUCHANAN JR. D substitution out
14:45				9 GRANT D substitution out
14:45				1 DAVIS J substitution in
14:45				3 POWERS K substitution in
14:45				11 NWULI C substitution in
14:45				2 MARK L substitution out
14:26				1 DAVIS J 2pt FG outside the paint, turnaround jump shot missed
14:24	0 GREEN J defensive rebound (2)			
14:12	2 HARPER B foul drawn (1)			3 POWERS K foul shooting (1 - 2)
14:12	2 HARPER B free throw 1 - 2 made (1)	<b>5-11</b>	<b>-6</b>	
14:12	2 HARPER B free throw 2 - 2 missed			
14:10				3 POWERS K defensive rebound (1)
13:51	2 HARPER B steal (1)			3 POWERS K turnover lost ball (1)
13:47	2 HARPER B 2pt FG from turnover in the paint, layup blocked			
13:47				11 NWULI C block (1)
13:46				defensive rebound (7)
13:17				0 FRANCIS T 3pt FG , pull up jump shot missed
13:14	9 DAVIS T defensive rebound (1)			
13:08	0 GREEN J 2pt FG in the paint, driving layup made (2)	<b>7-11</b>	<b>-4</b>	
13:00		<b>7-13</b>	<b>-6</b>	1 DAVIS J 2pt FG in the paint, driving layup made (2)
12:46	4 DIX J 3pt FG , jump shot missed			
12:43				3 POWERS K defensive rebound (2)
12:39		<b>7-16</b>	<b>-9</b>	0 FRANCIS T 3pt FG fast break, pull up jump shot made (5)
12:39				3 POWERS K assist (1)
12:21	4 DIX J 3pt FG , jump shot made (3)	<b>10-16</b>	<b>-6</b>	
12:21	32 FREEMAN O assist (1)			
12:01	4 DIX J foul shooting (1 - 3)			0 FRANCIS T foul drawn (2)
12:01		<b>10-17</b>	<b>-7</b>	0 FRANCIS T free throw 1 - 2 made (6)
12:01	0 GREEN J substitution out			
12:01	10 GREER H substitution in			
12:01	9 DAVIS T substitution out			
12:01	5 GRAVES N substitution in			
12:01				4 DORTCH B substitution in
12:01				21 OGBOLE E substitution out
12:01		<b>10-18</b>	<b>-8</b>	0 FRANCIS T free throw 2 - 2 made (7)
12:01				0 FRANCIS T substitution out
12:01				2 MARK L substitution in
11:38	Timeout media			
11:33	32 FREEMAN O 2pt FG in the paint, jump shot missed			
11:31				1 DAVIS J defensive rebound (1)
11:11				2 MARK L 2pt FG outside the paint, pull up jump shot missed
11:08	2 HARPER B defensive rebound (1)			
11:08	jump ball situation			
11:08	4 DIX J substitution out			
11:08	7 ZUGIC F substitution in			
10:55	10 GREER H 2pt FG in the paint, layup blocked			



**Rutgers at Creighton**

04/02/26 MGM Grand Garden Arena, Las Vegas  
2025-26 Men's Basketball

**Officials:** Brian Dorsey, Mike Roberts, Chris Pacsi

Game Time	CRE	Score	Diff	RUT
10:55				4 DORTCH B block (1)
10:51				11 NWULI C defensive rebound (1)
10:47		<b>10-20</b>	<b>-10</b>	11 NWULI C 2pt FG fast break in the paint, layup made (2)
10:47				3 POWERS K assist (2)
10:28	32 FREEMAN O 2pt FG in the paint, layup made (2)	<b>12-20</b>	<b>-8</b>	
10:28	5 GRAVES N assist (1)			
10:08		<b>12-22</b>	<b>-10</b>	3 POWERS K 2pt FG in the paint, jump shot made (2)
10:08				1 DAVIS J assist (1)
09:49	2 HARPER B turnover lost ball (1)			
09:49	32 FREEMAN O substitution out			
09:49	0 GREEN J substitution in			
09:22				11 NWULI C 2pt FG from turnover in the paint, driving layup missed
09:20	7 ZUGIC F defensive rebound (1)			
09:16	2 HARPER B 3pt FG , jump shot missed			
09:13				2 MARK L defensive rebound (2)
09:03				3 POWERS K 2pt FG outside the paint, jump shot missed
09:02	defensive rebound (7)			
09:02	10 GREER H foul drawn (1)			11 NWULI C foul loose ball (1 - 3)
09:02	2 HARPER B substitution out			
09:02	10 GREER H substitution out			
09:02	4 DIX J substitution in			
09:02	41 TRAUDT I substitution in			
09:02				3 POWERS K substitution out
09:02				11 NWULI C substitution out
09:02				0 FRANCIS T substitution in
09:02				9 GRANT D substitution in
08:43	7 ZUGIC F 3pt FG , jump shot missed			
08:40	5 GRAVES N offensive rebound (1)			
08:35	4 DIX J 2pt FG second chance in the paint, layup missed			
08:34	0 GREEN J offensive rebound (3)			
08:34	0 GREEN J 2pt FG second chance in the paint, tip-in layup made (4)	<b>14-22</b>	<b>-8</b>	
08:34	0 GREEN J foul drawn (1)			1 DAVIS J foul shooting (1 - 4)
08:34				1 DAVIS J substitution out
08:34				5 BUCHANAN JR. D substitution in
08:34	0 GREEN J free throw 1 - 1 made (5)	<b>15-22</b>	<b>-7</b>	
08:17				9 GRANT D 2pt FG outside the paint, pull up jump shot missed
08:15	7 ZUGIC F defensive rebound (2)			
07:56	0 GREEN J turnover bad pass (1)			
07:56	Timeout media			
07:33				2 MARK L 3pt FG from turnover, pull up jump shot missed
07:31	defensive rebound (11)			
07:11	0 GREEN J 2pt FG in the paint, hook shot missed			
07:09	0 GREEN J offensive rebound (4)			
07:08	0 GREEN J 2pt FG second chance in the paint, layup missed			
07:07	0 GREEN J offensive rebound (5)			
07:06	5 GRAVES N 3pt FG second chance, jump shot missed			
07:03				5 BUCHANAN JR. D defensive rebound (4)
06:53				0 FRANCIS T turnover travel (3)



**Rutgers at Creighton**

04/02/26 MGM Grand Garden Arena, Las Vegas  
2025-26 Men's Basketball

**Officials:** Brian Dorsey, Mike Roberts, Chris Pacsi

Game Time	CRE	Score	Diff	RUT
06:53				2 MARK L substitution out
06:53				1 DAVIS J substitution in
06:28	5 GRAVES N 2pt FG from turnover in the paint, driving layup made (2)	<b>17-22</b>	<b>-5</b>	
06:28	5 GRAVES N foul drawn (1)			4 DORTCH B foul shooting (1 - 5)
06:28	5 GRAVES N free throw 1 - 1 made (3)	<b>18-22</b>	<b>-4</b>	
06:15				0 FRANCIS T 3pt FG , pull up jump shot missed
06:12				4 DORTCH B offensive rebound (1)
06:05				0 FRANCIS T 2pt FG second chance in the paint, floating jump shot missed
06:01				4 DORTCH B offensive rebound (2)
06:01				4 DORTCH B 2pt FG second chance in the paint, tip-in layup missed
06:00	41 TRAUDT I defensive rebound (2)			
05:55	4 DIX J 3pt FG , jump shot made (6)	<b>21-22</b>	<b>-1</b>	
05:55	5 GRAVES N assist (2)			
05:37				5 BUCHANAN JR. D 2pt FG in the paint, hook shot missed
05:35	4 DIX J defensive rebound (1)			
05:31	41 TRAUDT I 3pt FG , jump shot missed			
05:28				defensive rebound (15)
05:28	7 ZUGIC F substitution out			
05:28	2 HARPER B substitution in			
05:28				4 DORTCH B substitution out
05:28				5 BUCHANAN JR. D substitution out
05:28				11 NWULI C substitution in
05:28				21 OGBOLE E substitution in
05:14		<b>21-24</b>	<b>-3</b>	1 DAVIS J 2pt FG outside the paint, pull up jump shot made (4)
04:59	41 TRAUDT I 3pt FG , jump shot made (3)	<b>24-24</b>	<b>0</b>	
04:59	5 GRAVES N assist (3)			
04:33				11 NWULI C 3pt FG , jump shot missed
04:30	5 GRAVES N defensive rebound (2)			
04:25	5 GRAVES N 2pt FG in the paint, driving layup missed			
04:22				11 NWULI C defensive rebound (2)
04:18				0 FRANCIS T 3pt FG , jump shot missed
04:15				21 OGBOLE E offensive rebound (1)
04:14				21 OGBOLE E 2pt FG second chance in the paint, layup missed
04:12	defensive rebound (17)			
04:12	0 GREEN J substitution out			
04:12	17 KONAN K substitution in			
03:54	41 TRAUDT I 3pt FG , jump shot missed			
03:50				9 GRANT D defensive rebound (1)
03:40				0 FRANCIS T 2pt FG in the paint, driving layup blocked
03:40	4 DIX J block (1)			
03:37	41 TRAUDT I defensive rebound (3)			
03:34	17 KONAN K foul offensive (1 - 4)			1 DAVIS J foul drawn (1)
03:34	17 KONAN K turnover offensive (1)			
03:34	Timeout media			
03:34	5 GRAVES N substitution out			
03:34	9 DAVIS T substitution in			
03:34				0 FRANCIS T substitution out



**Rutgers at Creighton**

04/02/26 MGM Grand Garden Arena, Las Vegas  
2025-26 Men's Basketball

Officials: Brian Dorsey, Mike Roberts, Chris Pacsi

Game Time	CRE	Score	Diff	RUT
03:34				9 GRANT D substitution out
03:34				2 MARK L substitution in
03:34				3 POWERS K substitution in
03:22	17 KONAN K foul shooting (2 - 5)			2 MARK L foul drawn (2)
03:22				2 MARK L free throw 1 - 2 missed
03:22				offensive dead ball rebound (1)
03:22		<b>24-25</b>	<b>-1</b>	2 MARK L free throw 2 - 2 made (8)
03:13	2 HARPER B turnover lost ball (2)			2 MARK L steal (2)
03:09	2 HARPER B foul shooting (1 - 6)			1 DAVIS J foul drawn (2)
03:09		<b>24-26</b>	<b>-2</b>	1 DAVIS J free throw fast break 1 - 2 made (5)
03:09				1 DAVIS J free throw fast break 2 - 2 missed
03:07	2 HARPER B defensive rebound (2)			
02:56	41 TRAUDT I 3pt FG , jump shot missed			
02:52	4 DIX J offensive rebound (2)			
02:52	4 DIX J 2pt FG second chance in the paint, tip-in layup missed			
02:51				1 DAVIS J defensive rebound (2)
02:48				11 NWULI C 3pt FG , jump shot missed
02:45	4 DIX J defensive rebound (3)			
02:45	4 DIX J foul drawn (1)			3 POWERS K foul personal (2 - 6)
02:45	9 DAVIS T substitution out			
02:45	41 TRAUDT I substitution out			
02:45	5 GRAVES N substitution in			
02:45	10 GREER H substitution in			
02:37	17 KONAN K 2pt FG in the paint, layup made (2)	<b>26-26</b>	<b>0</b>	
02:37	5 GRAVES N assist (4)			
02:14				2 MARK L 3pt FG , jump shot missed
02:11	10 GREER H defensive rebound (1)			
01:41	17 KONAN K 2pt FG in the paint, layup missed			
01:41	offensive dead ball rebound (1)			
01:41	turnover shot clock (8)			
01:41	17 KONAN K substitution out			
01:41	0 GREEN J substitution in			
01:41				1 DAVIS J substitution out
01:41				0 FRANCIS T substitution in
01:17	4 DIX J steal (1)			2 MARK L turnover lost ball (1)
01:10	10 GREER H 2pt FG fast break from turnover in the paint, alleyoop made (2)	<b>28-26</b>	<b>2</b>	
01:10	5 GRAVES N assist (5)			
01:10				Timeout 30 Sec
01:10				21 OGBOLE E substitution out
01:10				4 DORTCH B substitution in
00:55	2 HARPER B foul personal (2 - 7)			0 FRANCIS T foul drawn (3)
00:55	2 HARPER B substitution out			
00:55	7 ZUGIC F substitution in			
00:55				3 POWERS K substitution out
00:55				9 GRANT D substitution in
00:55		<b>28-27</b>	<b>1</b>	0 FRANCIS T 1&1 free throw 1 made (8)
00:55		<b>28-28</b>	<b>0</b>	0 FRANCIS T 1&1 free throw 2 made (9)
00:43	4 DIX J 3pt FG , jump shot made (9)	<b>31-28</b>	<b>3</b>	



Official Basketball Play by Play - First Half

### Rutgers at Creighton

04/02/26 MGM Grand Garden Arena, Las Vegas  
2025-26 Men's Basketball

Game Time: 7:30 PM

Game Duration: 2:11

Officials: Brian Dorsey, Mike Roberts, Chris Pacsi

Game Time	CRE	Score	Diff	RUT
00:43	5 GRAVES N assist (6)			
00:25				2 MARK L 2pt FG in the paint, layup blocked
00:25	0 GREEN J block (2)			
00:22				4 DORTCH B offensive rebound (3)
00:19				9 GRANT D turnover bad pass (1)
00:19	Timeout 30 Sec			
00:03	4 DIX J 3pt FG from turnover, step back jump shot missed			
00:00				2 MARK L defensive rebound (3)
<b>END OF PERIOD</b>				
<b>CRE 31-28 RUT</b>				



**Rutgers at Creighton**

04/02/26 MGM Grand Garden Arena, Las Vegas  
2025-26 Men's Basketball

Officials: Brian Dorsey, Mike Roberts, Chris Pacsi

**Rutgers - 28**

NO.	Name	F/C	Min	FG			Rebounds			Fouls		TP	AS	TO	ST	Blocks		+/-
				M-A	M-A	M-A	OR	DR	TOT	PF	FD					BS	BA	
9	Dylan Grant	F	11:39	0-1	0-0	0-0	0	1	1	0	0	0	0	1	0	0	0	-4
21	Emmanuel Ogbole	C	12:17	1-2	0-0	0-0	1	0	1	0	0	2	0	0	0	0	0	4
0	Tariq Francis	G	15:08	2-7	1-4	4-4	0	1	1	1	3	9	2	3	0	0	1	-5
2	Lino Mark	G	13:57	3-7	1-3	1-2	0	3	3	0	2	8	0	1	2	0	1	3
5	Darren Buchanan Jr.	G	08:21	0-3	0-0	0-0	1	3	4	0	0	0	0	1	0	0	1	0
1	Jamichael Davis		11:23	2-3	0-0	1-2	0	2	2	1	2	5	1	0	0	0	0	-6
3	Kaden Powers		08:21	1-2	0-0	0-0	0	2	2	2	0	2	2	1	0	0	0	1
11	Christopher Nwuli		11:11	1-4	0-2	0-0	0	2	2	1	0	2	0	0	0	1	0	-1
4	Bryce Dortch		07:43	0-1	0-0	0-0	3	0	3	1	0	0	0	0	0	1	0	-7
Team							0	2	2	0	0	0	0	0				
<b>Totals</b>				10-30	2-9	6-8	5	16	21	6	7	28	5	7	2	2	3	-3

Shooting By Period			
1st	FG%	10-30	33.3%
	3PT%	2-9	22.2%
	FT%	6-8	75%
GM	FG%	10-30	33.3%
	3PT%	2-9	22.2%
	FT%	6-8	75.0%

Dead Ball Rebounds: 1, 0

Major Fouls: NONE

**Creighton - 31**

NO.	Name	F/C	Min	FG			Rebounds			Fouls		TP	AS	TO	ST	Blocks		+/-
				M-A	M-A	M-A	OR	DR	TOT	PF	FD					BS	BA	
0	Jasen Green	F	15:17	2-5	0-0	1-1	3	2	5	1	1	5	1	1	1	2	0	6
41	Isaac Traudt	F	11:32	1-4	1-4	0-0	1	2	3	0	0	3	0	0	0	0	0	1
4	Josh Dix	G	17:54	3-7	3-5	0-0	1	2	3	1	1	9	0	1	1	1	0	5
5	Nik Graves	G	16:27	1-5	0-2	1-1	1	1	2	1	1	3	6	1	0	0	0	5
7	Fedor Zugic	G	11:51	1-4	0-3	2-2	0	2	2	0	1	4	0	1	0	0	0	1
2	Blake Harper		10:15	0-2	0-1	1-2	0	2	2	2	1	1	0	2	1	0	1	0
9	Ty Davis		03:33	0-0	0-0	0-0	0	1	1	0	0	0	0	0	0	0	0	-2
32	Owen Freeman		04:56	1-2	0-0	0-0	0	0	0	0	0	2	1	0	0	0	0	-3
10	Hudson Greer		05:44	1-2	0-0	0-0	0	1	1	0	1	2	0	0	0	0	1	2
17	Kerem Konan		02:31	1-2	0-0	0-0	0	0	0	2	0	2	0	1	0	0	0	0
Team							0	3	3	0	0	0	0	1				
<b>Totals</b>				11-33	4-15	5-6	6	16	22	7	6	31	8	8	3	3	2	3

Shooting By Period			
1st	FG%	11-33	33.3%
	3PT%	4-15	26.7%
	FT%	5-6	83.3%
GM	FG%	11-33	33.3%
	3PT%	4-15	26.7%
	FT%	5-6	83.3%

Dead Ball Rebounds: 1, 0

Major Fouls: NONE

	RUT	CRE
Biggest lead	10 (1 <sup>st</sup> 10:47)	3 (1 <sup>st</sup> 0:43)
Best Scoring Run	5 (1 <sup>st</sup> 12:39)	9 (1 <sup>st</sup> 5:55)
Lead Changes	1	
Times Tied	3	
Time with Lead	15:21	00:58

	RUT	CRE
Points from		
Turnovers	6	9
Paint	12	14
Second Chance	0	5
Fast Breaks	6	2
Bench	9	7

	Period by Period Scoring		
	1st	2nd	TOT
RUT	28	41	69
CRE	31	51	82



**Rutgers at Creighton**

04/02/26 MGM Grand Garden Arena, Las Vegas  
2025-26 Men's Basketball

**Officials:** Brian Dorsey, Mike Roberts, Chris Pacsi

**Period 2**

**Period Starters:**

<b>CRE</b>	0 Green J	4 Dix J	5 Graves N	7 Zugic F	41 Traudt I
<b>RUT</b>	0 Francis T	2 Mark L	5 Buchanan Jr. D	9 Grant D	21 Ogbole E

Game Time	CRE	Score	Diff	RUT
20:00	10 GREER H substitution out			
20:00	41 TRAUDT I substitution in			
20:00				4 DORTCH B substitution out
20:00				11 NWULI C substitution out
20:00				5 BUCHANAN JR. D substitution in
20:00				21 OGBOLE E substitution in
19:52		<b>31-30</b>	<b>1</b>	21 OGBOLE E 2pt FG in the paint, dunk, made (4)
19:52				0 FRANCIS T assist (3)
19:37	7 ZUGIC F foul drawn (2)			0 FRANCIS T foul personal (2 - 1)
19:36	5 GRAVES N foul offensive (2 - 1)			2 MARK L foul drawn (3)
19:36	5 GRAVES N turnover offensive (2)			
19:24	4 DIX J foul shooting (2 - 2)			0 FRANCIS T foul drawn (4)
19:24		<b>31-31</b>	<b>0</b>	0 FRANCIS T free throw 1 - 2 made (10)
19:24		<b>31-32</b>	<b>-1</b>	0 FRANCIS T free throw 2 - 2 made (11)
19:07	5 GRAVES N 2pt FG in the paint, floating jump shot missed			
19:04	5 GRAVES N offensive rebound (3)			
19:04	jump ball situation			
19:02	5 GRAVES N turnover bad pass (3)			21 OGBOLE E steal (1)
18:58				2 MARK L 2pt FG from turnover in the paint, layup blocked
18:58	7 ZUGIC F block (1)			
18:58				offensive rebound (22)
18:50				0 FRANCIS T 2pt FG from turnover second chance outside the paint, step back jump shot missed
18:48	0 GREEN J defensive rebound (6)			
18:34	0 GREEN J 2pt FG in the paint, driving layup made (7)	<b>33-32</b>	<b>1</b>	
18:34	0 GREEN J foul drawn (2)			21 OGBOLE E foul shooting (1 - 2)
18:34	0 GREEN J free throw 1 - 1 missed			
18:33				21 OGBOLE E defensive rebound (2)
18:08	0 GREEN J foul shooting (2 - 3)			0 FRANCIS T foul drawn (5)
18:08		<b>33-33</b>	<b>0</b>	0 FRANCIS T free throw 1 - 2 made (12)
18:08		<b>33-34</b>	<b>-1</b>	0 FRANCIS T free throw 2 - 2 made (13)
17:51	41 TRAUDT I foul drawn (1)			9 GRANT D foul shooting (1 - 3)
17:51	41 TRAUDT I free throw 1 - 2 made (4)	<b>34-34</b>	<b>0</b>	
17:51	41 TRAUDT I free throw 2 - 2 made (5)	<b>35-34</b>	<b>1</b>	
17:37	4 DIX J steal (2)			2 MARK L turnover bad pass (2)
17:30	41 TRAUDT I 3pt FG from turnover, jump shot missed			
17:27				2 MARK L defensive rebound (4)
17:19				0 FRANCIS T 2pt FG in the paint, driving layup missed
17:16	5 GRAVES N defensive rebound (4)			
17:13	5 GRAVES N 2pt FG fast break outside the paint, floating jump shot made (5)	<b>37-34</b>	<b>3</b>	
17:13	5 GRAVES N foul drawn (2)			9 GRANT D foul shooting (2 - 4)
17:13	5 GRAVES N free throw fast break 1 - 1 made (6)	<b>38-34</b>	<b>4</b>	
16:54	7 ZUGIC F foul personal (1 - 4)			9 GRANT D foul drawn (1)



**Rutgers at Creighton**

04/02/26 MGM Grand Garden Arena, Las Vegas  
2025-26 Men's Basketball

**Officials:** Brian Dorsey, Mike Roberts, Chris Pacsi

Game Time	CRE	Score	Diff	RUT
16:51				0 FRANCIS T 3pt FG , jump shot missed
16:49	4 DIX J defensive rebound (4)			
16:45	4 DIX J 3pt FG , step back jump shot missed			
16:42				2 MARK L defensive rebound (5)
16:37	4 DIX J foul shooting (3 - 5)			2 MARK L foul drawn (4)
16:37				2 MARK L free throw fast break 1 - 2 missed
16:37				offensive dead ball rebound (2)
16:37	4 DIX J substitution out			
16:37	2 HARPER B substitution in			
16:36		<b>38-35</b>	<b>3</b>	2 MARK L free throw fast break 2 - 2 made (9)
16:36				0 FRANCIS T substitution out
16:36				2 MARK L substitution out
16:36				1 DAVIS J substitution in
16:36				3 POWERS K substitution in
16:26	5 GRAVES N foul drawn (3)			1 DAVIS J foul shooting (2 - 5)
16:26	5 GRAVES N free throw 1 - 2 made (7)	<b>39-35</b>	<b>4</b>	
16:26	5 GRAVES N free throw 2 - 2 made (8)	<b>40-35</b>	<b>5</b>	
16:26	5 GRAVES N substitution out			
16:26	9 DAVIS T substitution in			
16:12		<b>40-37</b>	<b>3</b>	3 POWERS K 2pt FG outside the paint, jump shot made (4)
16:12				1 DAVIS J assist (2)
15:54	2 HARPER B 3pt FG , jump shot made (4)	<b>43-37</b>	<b>6</b>	
15:54	9 DAVIS T assist (1)			
15:25				3 POWERS K 2pt FG outside the paint, pull up jump shot missed
15:22	0 GREEN J defensive rebound (7)			
15:07	0 GREEN J 2pt FG in the paint, driving layup made (9)	<b>45-37</b>	<b>8</b>	
15:06				Timeout 30 Sec
15:06	Timeout media			
15:06				21 OGBOLE E substitution out
15:06				4 DORTCH B substitution in
14:51		<b>45-39</b>	<b>6</b>	3 POWERS K 2pt FG in the paint, floating jump shot made (6)
14:34	jump ball situation			
14:34	0 GREEN J turnover lost ball (2)			9 GRANT D steal (1)
14:34	Timeout media			
14:34	9 DAVIS T substitution out			
14:34	5 GRAVES N substitution in			
14:34				9 GRANT D substitution out
14:34				13 ZRNO H substitution in
14:12				5 BUCHANAN JR. D 2pt FG from turnover in the paint, driving layup missed
14:10	41 TRAUDT I defensive rebound (4)			
13:51	5 GRAVES N 2pt FG in the paint, driving layup made (10)	<b>47-39</b>	<b>8</b>	
13:51	5 GRAVES N foul drawn (4)			4 DORTCH B foul shooting (2 - 6)
13:51				11 NWULI C substitution in
13:51				5 BUCHANAN JR. D substitution out
13:51	5 GRAVES N free throw 1 - 1 made (11)	<b>48-39</b>	<b>9</b>	
13:33				13 ZRNO H 2pt FG outside the paint, pull up jump shot missed
13:32	defensive rebound (29)			
13:21	5 GRAVES N 2pt FG in the paint, floating jump shot made (13)	<b>50-39</b>	<b>11</b>	



**Rutgers at Creighton**

04/02/26 MGM Grand Garden Arena, Las Vegas  
2025-26 Men's Basketball

**Officials:** Brian Dorsey, Mike Roberts, Chris Pacsi

Game Time	CRE	Score	Diff	RUT
13:13				11 NWULI C 3pt FG , jump shot missed
13:11	2 HARPER B defensive rebound (3)			
13:06	2 HARPER B 2pt FG fast break in the paint, layup made (6)	<b>52-39</b>	<b>13</b>	
12:48				13 ZRNO H 2pt FG outside the paint, pull up jump shot missed
12:45				4 DORTCH B offensive rebound (4)
12:44				1 DAVIS J 3pt FG second chance, jump shot missed
12:39				13 ZRNO H offensive rebound (1)
12:32		<b>52-41</b>	<b>11</b>	1 DAVIS J 2pt FG second chance in the paint, driving layup made (7)
12:32	5 GRAVES N foul shooting (3 - 6)			1 DAVIS J foul drawn (3)
12:32	41 TRAUDT I substitution out			
12:32	10 GREER H substitution in			
12:32	Head Coach's Challenge for goal tending or basket interference is unsuccessful			
12:32	Timeout 30 Sec			
12:32		<b>52-42</b>	<b>10</b>	1 DAVIS J free throw 1 - 1 made (8)
12:32				1 DAVIS J substitution out
12:32				2 MARK L substitution in
12:17	10 GREER H 3pt FG , jump shot missed			
12:14				4 DORTCH B defensive rebound (5)
12:08				2 MARK L 2pt FG in the paint, driving layup missed
12:06	10 GREER H defensive rebound (2)			
11:57	0 GREEN J 2pt FG in the paint, layup made (11)	<b>54-42</b>	<b>12</b>	
11:57	10 GREER H assist (1)			
11:37				3 POWERS K 2pt FG outside the paint, pull up jump shot missed
11:33				4 DORTCH B offensive rebound (6)
11:17		<b>54-44</b>	<b>10</b>	2 MARK L 2pt FG second chance outside the paint, step back jump shot made (11)
10:52	7 ZUGIC F 3pt FG , jump shot missed			
10:49				13 ZRNO H defensive rebound (2)
10:36				2 MARK L 2pt FG in the paint, driving layup missed
10:35	0 GREEN J defensive rebound (8)			
10:31	10 GREER H 3pt FG , jump shot missed			
10:26				4 DORTCH B defensive rebound (7)
10:09	7 ZUGIC F foul shooting (2 - 7)			3 POWERS K foul drawn (1)
10:09	Timeout media			
10:09	0 GREEN J substitution out			
10:09	7 ZUGIC F substitution out			
10:09	4 DIX J substitution in			
10:09	32 FREEMAN O substitution in			
10:09				11 NWULI C substitution out
10:09				9 GRANT D substitution in
10:09				3 POWERS K free throw 1 - 2 missed
10:09				offensive dead ball rebound (3)
10:09				3 POWERS K free throw 2 - 2 missed
10:08	32 FREEMAN O defensive rebound (1)			
09:46	5 GRAVES N 3pt FG , step back jump shot missed			
09:44				3 POWERS K defensive rebound (3)
09:40				13 ZRNO H 3pt FG , jump shot missed



**Rutgers at Creighton**

04/02/26 MGM Grand Garden Arena, Las Vegas  
2025-26 Men's Basketball

**Officials:** Brian Dorsey, Mike Roberts, Chris Pacsi

Game Time	CRE	Score	Diff	RUT
09:37	5 GRAVES N defensive rebound (5)			
09:37	5 GRAVES N foul drawn (5)			4 DORTCH B foul personal (3 - 7)
09:37				3 POWERS K substitution out
09:37				0 FRANCIS T substitution in
09:37	5 GRAVES N 1&1 free throw 1 made (14)	<b>55-44</b>	<b>11</b>	
09:37	5 GRAVES N 1&1 free throw 2 made (15)	<b>56-44</b>	<b>12</b>	
09:25		<b>56-46</b>	<b>10</b>	13 ZRNO H 2pt FG in the paint, driving layup made (2)
09:25	10 GREER H foul shooting (1 - 8)			13 ZRNO H foul drawn (1)
09:25				4 DORTCH B substitution out
09:25				21 OGBOLE E substitution in
09:25		<b>56-47</b>	<b>9</b>	13 ZRNO H free throw 1 - 1 made (3)
09:04	4 DIX J 3pt FG , jump shot made (12)	<b>59-47</b>	<b>12</b>	
09:04	32 FREEMAN O assist (2)			
08:42				0 FRANCIS T 2pt FG in the paint, floating jump shot missed
08:40	4 DIX J defensive rebound (5)			
08:35	5 GRAVES N foul drawn (6)			9 GRANT D foul shooting (3 - 8)
08:35	5 GRAVES N free throw fast break 1 - 2 made (16)	<b>60-47</b>	<b>13</b>	
08:35	5 GRAVES N free throw fast break 2 - 2 made (17)	<b>61-47</b>	<b>14</b>	
08:35	5 GRAVES N substitution out			
08:35	9 DAVIS T substitution in			
08:27				2 MARK L 2pt FG in the paint, driving layup blocked
08:27	32 FREEMAN O block (1)			
08:24				2 MARK L offensive rebound (6)
08:24	32 FREEMAN O foul shooting (1 - 9)			2 MARK L foul drawn (5)
08:24		<b>61-48</b>	<b>13</b>	2 MARK L free throw 1 - 2 made (12)
08:24	9 DAVIS T substitution out			
08:24	5 GRAVES N substitution in			
08:24				2 MARK L free throw 2 - 2 missed
08:23	32 FREEMAN O defensive rebound (2)			
08:07	5 GRAVES N 2pt FG in the paint, driving layup made (19)	<b>63-48</b>	<b>15</b>	
07:48				0 FRANCIS T 2pt FG outside the paint, pull up jump shot blocked
07:48	32 FREEMAN O block (2)			
07:45				21 OGBOLE E offensive rebound (3)
07:43		<b>63-50</b>	<b>13</b>	21 OGBOLE E 2pt FG second chance in the paint, dunk, made (6)
07:23	5 GRAVES N foul drawn (7)			13 ZRNO H foul shooting (1 - 9)
07:23	Timeout media			
07:23	10 GREER H substitution out			
07:23	32 FREEMAN O substitution out			
07:23	0 GREEN J substitution in			
07:23	41 TRAUDT I substitution in			
07:23				2 MARK L substitution out
07:23				1 DAVIS J substitution in
07:23	5 GRAVES N free throw 1 - 2 missed			
07:23	offensive dead ball rebound (2)			
07:23	5 GRAVES N free throw 2 - 2 made (20)	<b>64-50</b>	<b>14</b>	
07:10				9 GRANT D 3pt FG , jump shot missed
07:06	2 HARPER B defensive rebound (4)			
06:39	5 GRAVES N 3pt FG , jump shot made (23)	<b>67-50</b>	<b>17</b>	



**Rutgers at Creighton**

04/02/26 MGM Grand Garden Arena, Las Vegas  
2025-26 Men's Basketball

**Officials:** Brian Dorsey, Mike Roberts, Chris Pacsi

Game Time	CRE	Score	Diff	RUT
06:39	0 GREEN J assist (2)			
06:12		<b>67-52</b>	<b>15</b>	1 DAVIS J 2pt FG in the paint, driving layup made (10)
05:48	4 DIX J 3pt FG , jump shot missed			
05:46				1 DAVIS J defensive rebound (3)
05:37		<b>67-54</b>	<b>13</b>	1 DAVIS J 2pt FG in the paint, driving layup made (12)
05:14	0 GREEN J 2pt FG in the paint, alleyoop made (13)	<b>69-54</b>	<b>15</b>	
05:14	5 GRAVES N assist (7)			
04:47	5 GRAVES N foul shooting (4 - 10)			1 DAVIS J foul drawn (4)
04:47				1 DAVIS J free throw 1 - 2 missed
04:47				offensive dead ball rebound (4)
04:47	5 GRAVES N substitution out			
04:47	7 ZUGIC F substitution in			
04:47				9 GRANT D substitution out
04:47				5 BUCHANAN JR. D substitution in
04:47		<b>69-55</b>	<b>14</b>	1 DAVIS J free throw 2 - 2 made (13)
04:23	7 ZUGIC F 3pt FG , jump shot missed			
04:20				0 FRANCIS T defensive rebound (2)
04:12	0 GREEN J foul shooting (3 - 11)			0 FRANCIS T foul drawn (6)
04:12		<b>69-56</b>	<b>13</b>	0 FRANCIS T free throw 1 - 2 made (14)
04:12		<b>69-57</b>	<b>12</b>	0 FRANCIS T free throw 2 - 2 made (15)
03:48	2 HARPER B 2pt FG in the paint, driving layup made (8)	<b>71-57</b>	<b>14</b>	
03:31		<b>71-59</b>	<b>12</b>	1 DAVIS J 2pt FG in the paint, driving layup made (15)
03:31				Timeout 30 Sec
03:31				Timeout media
03:31	7 ZUGIC F substitution out			
03:31	5 GRAVES N substitution in			
03:31				5 BUCHANAN JR. D substitution out
03:31				21 OGBOLE E substitution out
03:31				9 GRANT D substitution in
03:31				11 NWULI C substitution in
03:11	2 HARPER B turnover bad pass (3)			11 NWULI C steal (1)
02:50		<b>71-61</b>	<b>10</b>	1 DAVIS J 2pt FG from turnover in the paint, turnaround jump shot made (17)
02:48				Timeout 60 Sec
02:48	2 HARPER B substitution out			
02:48	7 ZUGIC F substitution in			
02:23	5 GRAVES N turnover travel (4)			
02:17				0 FRANCIS T 2pt FG from turnover in the paint, floating jump shot missed
02:14				0 FRANCIS T offensive rebound (3)
02:14		<b>71-63</b>	<b>8</b>	0 FRANCIS T 2pt FG from turnover second chance in the paint, tip-in layup made (17)
01:57	0 GREEN J 2pt FG in the paint, layup made (15)	<b>73-63</b>	<b>10</b>	
01:57	5 GRAVES N assist (8)			
01:57	0 GREEN J foul drawn (3)			13 ZRNO H foul shooting (2 - 10)
01:57	41 TRAUDT I substitution out			
01:57	10 GREER H substitution in			
01:57	0 GREEN J free throw 1 - 1 made (16)	<b>74-63</b>	<b>11</b>	
01:57				13 ZRNO H substitution out
01:57				2 MARK L substitution in



**Rutgers at Creighton**

04/02/26 MGM Grand Garden Arena, Las Vegas  
2025-26 Men's Basketball

**Officials:** Brian Dorsey, Mike Roberts, Chris Pacsi

Game Time	CRE	Score	Diff	RUT
01:45				2 MARK L 2pt FG in the paint, jump shot blocked
01:45	7 ZUGIC F block (2)			
01:42	4 DIX J defensive rebound (6)			
01:16	5 GRAVES N 3pt FG , jump shot made (26)	<b>77-63</b>	<b>14</b>	
01:16	7 ZUGIC F assist (1)			
01:02	0 GREEN J foul shooting (4 - 12)			0 FRANCIS T foul drawn (7)
01:02		<b>77-64</b>	<b>13</b>	0 FRANCIS T free throw 1 - 2 made (18)
01:02		<b>77-65</b>	<b>12</b>	0 FRANCIS T free throw 2 - 2 made (19)
01:02	Timeout 30 Sec			
00:59	4 DIX J 2pt FG in the paint, dunk, made (14)	<b>79-65</b>	<b>14</b>	
00:59	7 ZUGIC F assist (2)			
00:52		<b>79-67</b>	<b>12</b>	9 GRANT D 2pt FG in the paint, dunk, made (2)
00:52				1 DAVIS J assist (3)
00:51	5 GRAVES N foul drawn (8)			0 FRANCIS T foul personal (3 - 11)
00:51	5 GRAVES N free throw 1 - 2 made (27)	<b>80-67</b>	<b>13</b>	
00:51				2 MARK L substitution out
00:51				13 ZRNO H substitution in
00:51	5 GRAVES N free throw 2 - 2 made (28)	<b>81-67</b>	<b>14</b>	
00:51	5 GRAVES N substitution out			
00:51	12 THOMAS S substitution in			
00:37				0 FRANCIS T 2pt FG outside the paint, step back jump shot blocked
00:37	10 GREER H block (1)			
00:34	10 GREER H defensive rebound (3)			
00:34	12 THOMAS S foul drawn (1)			11 NWULI C foul personal (2 - 12)
00:34	12 THOMAS S free throw 1 - 2 made (1)	<b>82-67</b>	<b>15</b>	
00:34				0 FRANCIS T substitution out
00:34				2 MARK L substitution in
00:34	12 THOMAS S free throw 2 - 2 missed			
00:30	0 GREEN J offensive rebound (9)			
00:12	12 THOMAS S 3pt FG second chance, jump shot missed			
00:09				2 MARK L defensive rebound (7)
00:03		<b>82-69</b>	<b>13</b>	2 MARK L 2pt FG in the paint, driving layup made (14)
<b>END OF GAME</b>				
<b>CRE 82-69 RUT</b>				



**Rutgers at Creighton**

04/02/26 MGM Grand Garden Arena, Las Vegas  
2025-26 Men's Basketball

Officials: Brian Dorsey, Mike Roberts, Chris Pacsi

**Rutgers - 41**

NO.	Name	Min	FG			Rebounds			Fouls		TP	AS	TO	ST	Blocks		+/-
			M-A	3P	FT	OR	DR	TOT	PF	FD					BS	BA	
9	Dylan Grant	F 14:19	1-2	0-1	0-0	0	0	0	3	1	2	0	0	1	0	0	-9
21	Emmanuel Ogbole	C 10:48	2-2	0-0	0-0	1	1	2	1	0	4	0	0	1	0	0	-7
0	Tariq Francis	G 12:27	1-8	0-1	8-8	1	1	2	2	4	10	1	0	0	0	2	-5
2	Lino Mark	G 10:13	2-7	0-0	2-4	1	3	4	0	3	6	0	1	0	0	3	-3
5	Darren Buchanan Jr.	G 07:25	0-1	0-0	0-0	0	0	0	0	0	0	0	0	0	0	0	-2
1	Jamichael Davis		5-6	0-1	2-3	0	1	1	1	2	12	2	0	0	0	0	-7
3	Kaden Powers		2-4	0-0	0-2	0	1	1	0	1	4	0	0	0	0	0	-7
4	Bryce Dortch		0-0	0-0	0-0	2	2	4	2	0	0	0	0	0	0	0	-2
13	Harun Zrno		1-4	0-1	1-1	1	1	2	2	1	3	0	0	0	0	0	-5
11	Christopher Nwuli		0-1	0-1	0-0	0	0	0	1	0	0	0	0	1	0	0	-3
Team						1	0	1	0		0		0				
<b>Totals</b>			14-35	0-5	13-18	7	10	17	12	12	41	3	1	3	0	5	-10

Shooting By Period		
2 <sup>nd</sup> FG%	14-35	40.0%
3PT%	0-5	0.0%
FT%	13-18	72.2%
GM FG%	14-35	40.0%
3PT%	0-5	0.0%
FT%	13-18	72.2%

Dead Ball Rebounds: 3, 0

Major Fouls: NONE

**Creighton - 51**

NO.	Name	Min	FG			Rebounds			Fouls		TP	AS	TO	ST	Blocks		+/-
			M-A	3P	FT	OR	DR	TOT	PF	FD					BS	BA	
0	Jasen Green	F 17:14	5-5	0-0	1-2	1	3	4	3	2	11	1	1	0	0	0	7
41	Isaac Traudt	F 12:54	0-1	0-1	2-2	0	1	1	0	1	2	0	0	0	0	0	5
4	Josh Dix	G 13:32	2-4	1-3	0-0	0	3	3	2	0	5	0	0	1	0	0	4
5	Nik Graves	G 15:49	6-8	2-3	11-12	1	2	3	3	7	25	2	3	0	0	0	14
7	Fedor Zugic	G 13:55	0-2	0-2	0-0	0	0	0	2	1	0	2	0	0	2	0	7
2	Blake Harper		3-3	1-1	0-0	0	2	2	0	0	7	0	1	0	0	0	6
9	Ty Davis		0-0	0-0	0-0	0	0	0	0	0	0	1	0	0	0	0	0
10	Hudson Greer		0-2	0-2	0-0	0	2	2	1	0	0	1	0	0	1	0	5
32	Owen Freeman		0-0	0-0	0-0	0	2	2	1	0	0	1	0	0	2	0	3
12	Shane Thomas		0-1	0-1	1-2	0	0	0	0	1	1	0	0	0	0	0	-1
Team						0	1	1	0		0		0				
<b>Totals</b>			16-26	4-13	15-18	2	16	18	12	12	51	8	5	1	5	0	10

Shooting By Period		
2 <sup>nd</sup> FG%	16-26	61.5%
3PT%	4-13	30.8%
FT%	15-18	83.3%
GM FG%	16-26	61.5%
3PT%	4-13	30.8%
FT%	15-18	83.3%

Dead Ball Rebounds: 1, 0

Major Fouls: NONE

	RUT	CRE
Biggest lead	1 (2 <sup>nd</sup> 19:24)	17 (2 <sup>nd</sup> 6:39)
Best Scoring Run	6 (2 <sup>nd</sup> 2:14)	7 (2 <sup>nd</sup> 13:06)
Lead Changes	4	
Times Tied	3	
Time with Lead	01:07	18:45

	RUT	CRE
Points from		
Turnovers	6	0
Paint	24	22
Second Chance	10	0
Fast Breaks	1	7
Bench	19	8

	Period by Period Scoring		
	1st	2nd	TOT
RUT	28	41	69
CRE	31	51	82



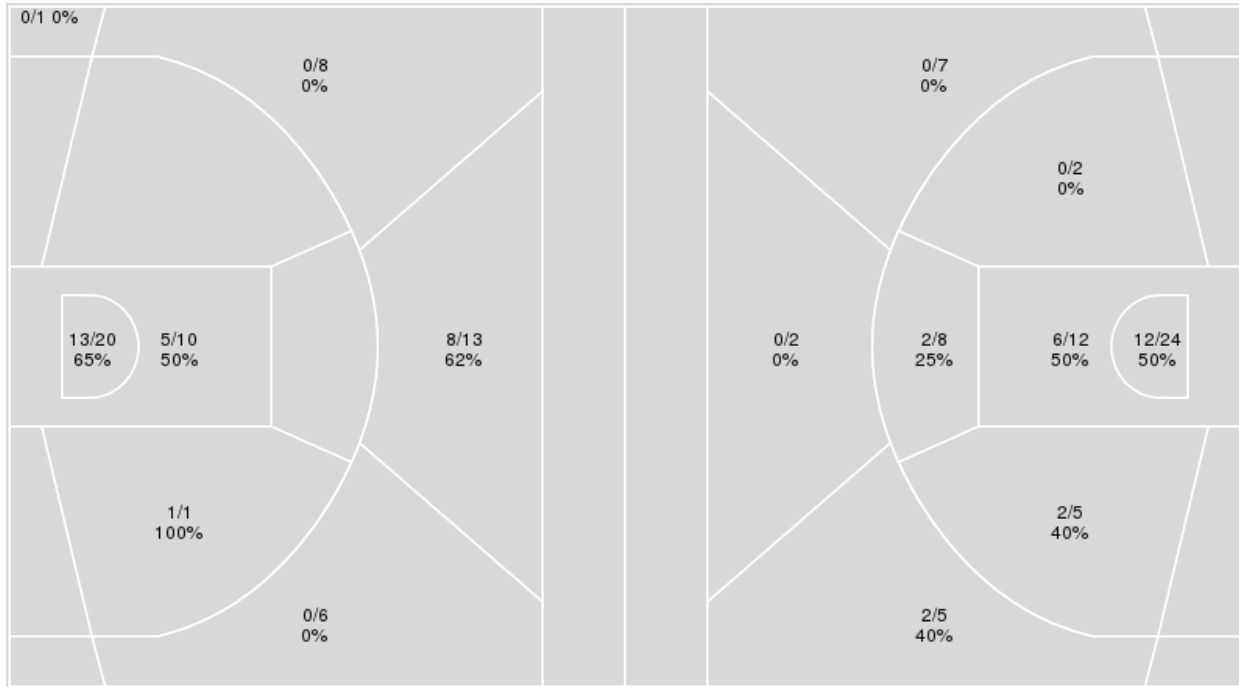
**Officials:** Brian Dorsey, Mike Roberts, Chris Pacsi

Players => All; FG Types => All ; Results => All ;

Players => All; FG Types => All ; Results => All ;

**Creighton**

**Rutgers**



Creighton	M/A	%
Field Goals	27/59	46
2 Points	19/31	61
3 Points	8/28	29
Free Throws	20/24	83

Rutgers	M/A	%
Field Goals	24/65	37
2 Points	22/51	43
3 Points	2/14	14
Free Throws	19/26	73



**Rutgers at Creighton**

04/02/26 MGM Grand Garden Arena, Las Vegas  
2025-26 Men's Basketball

Officials: Brian Dorsey, Mike Roberts, Chris Pacsi

**Rutgers**

No	Name	Mins		Score		Points Diff		Points per Min		Assists		Rebounds		Steals		Turnovers	
		On	Off	On	Off	On	Off	On	Off	On	Off	On	Off	On	Off	On	Off
0	Tariq Francis	27:35	12:26	52-62	17-20	-10	-3	1.89	1.37	5	3	26	12	3	2	8	0
1	Jamichael Davis	22:50	17:10	41-54	28-28	-13	0	1.80	1.63	5	3	19	19	3	2	1	7
2	Lino Mark	24:10	15:50	40-40	29-42	0	-13	1.66	1.83	6	2	24	14	3	2	7	1
3	Kaden Powers	15:20	24:40	22-28	47-54	-6	-7	1.43	1.91	4	4	14	24	2	3	2	6
4	Bryce Dortch	13:24	26:36	16-25	53-57	-9	-4	1.19	1.99	2	6	16	22	1	4	2	6
5	Darren Buchanan Jr.	15:46	24:14	27-29	42-53	-2	-11	1.71	1.73	4	4	14	24	3	2	5	3
9	Dylan Grant	25:58	14:02	46-59	23-23	-13	0	1.77	1.64	5	3	24	14	4	1	6	2
11	Christopher Nwuli	18:24	21:36	32-36	37-46	-4	-9	1.74	1.71	4	4	20	18	2	3	3	5
13	Harun Zrno	13:29	26:31	26-31	43-51	-5	-8	1.93	1.62	0	8	13	25	1	4	0	8
21	Emmanuel Ogbole	23:05	16:55	43-46	26-36	-3	-10	1.86	1.54	5	3	20	18	3	2	6	2

**Creighton**

No	Name	Mins		Score		Points Diff		Points per Min		Assists		Rebounds		Steals		Turnovers	
		On	Off	On	Off	On	Off	On	Off	On	Off	On	Off	On	Off	On	Off
0	Jasen Green	32:31	07:29	69-56	13-13	13	0	2.12	1.74	13	3	30	10	4	0	9	4
2	Blake Harper	24:04	15:56	48-42	34-27	6	7	1.99	2.13	10	6	23	17	2	2	6	7
4	Josh Dix	31:26	08:34	64-55	18-14	9	4	2.04	2.10	13	3	32	8	4	0	11	2
5	Nik Graves	32:16	07:44	68-49	14-20	19	-6	2.11	1.81	14	2	32	8	3	1	11	2
7	Fedor Zugic	25:46	14:14	54-46	28-23	8	5	2.10	1.97	9	7	25	15	2	2	9	4
9	Ty Davis	05:36	34:24	11-13	71-56	-2	15	1.96	2.06	2	14	6	34	1	3	2	11
10	Hudson Greer	12:50	27:10	29-22	53-47	7	6	2.26	1.95	8	8	13	27	1	3	2	11
12	Shane Thomas	00:52	39:08	1-2	81-67	-1	14	1.16	2.07	0	16	2	38	0	4	0	13
17	Kerem Konan	02:31	37:29	2-2	80-67	0	13	0.79	2.13	1	15	5	35	0	4	3	10
32	Owen Freeman	07:42	32:18	17-17	65-52	0	13	2.21	2.01	3	13	7	33	1	3	1	12
41	Isaac Traudt	24:26	15:34	47-41	35-28	6	7	1.92	2.25	7	9	25	15	2	2	11	2

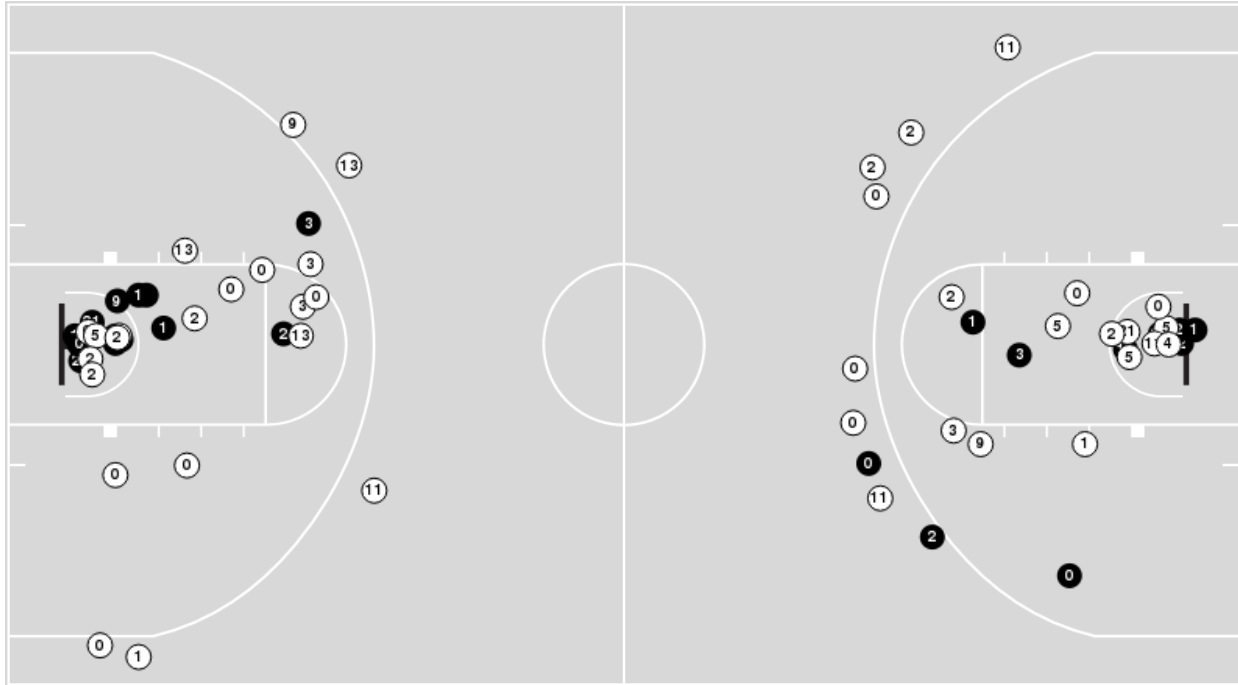


Officials: Brian Dorsey, Mike Roberts, Chris Pacsi

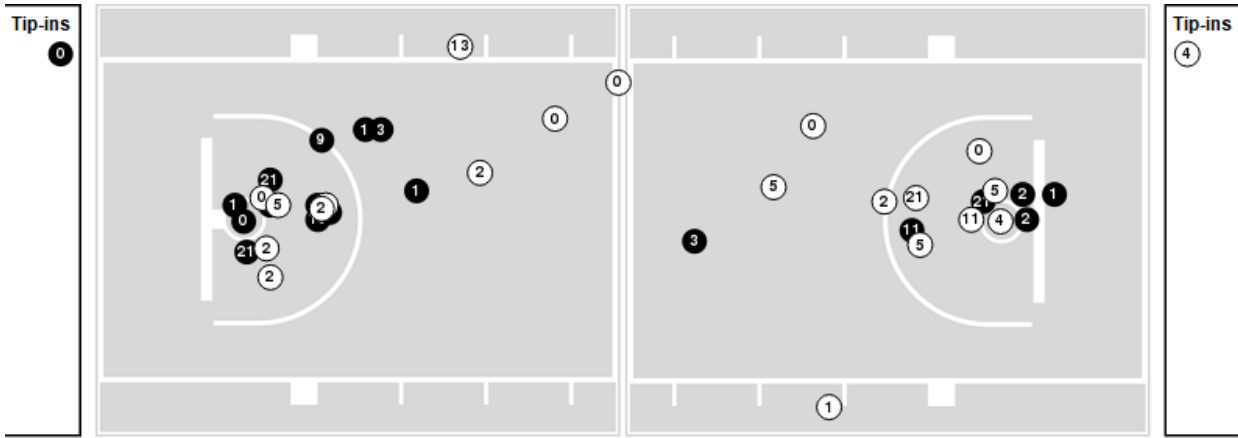
Players => All ; FG Types => All ; Results => All ;

### Rutgers

#### All Field Goals



#### Shots in the Paint



● Made    ○ Missed    N - Player Number

Rutgers	M/A	%
Field Goals	24/65	37
2 Points	22/51	43
3 Points	2/14	14
Free Throws	19/26	73

Rutgers	M/A	%
Points in the Paint	36 (18/36)	50
Fast Break Points	7 (4/6)	67
Second Chance Points	10 (6/12)	50
Effective FG%	38	

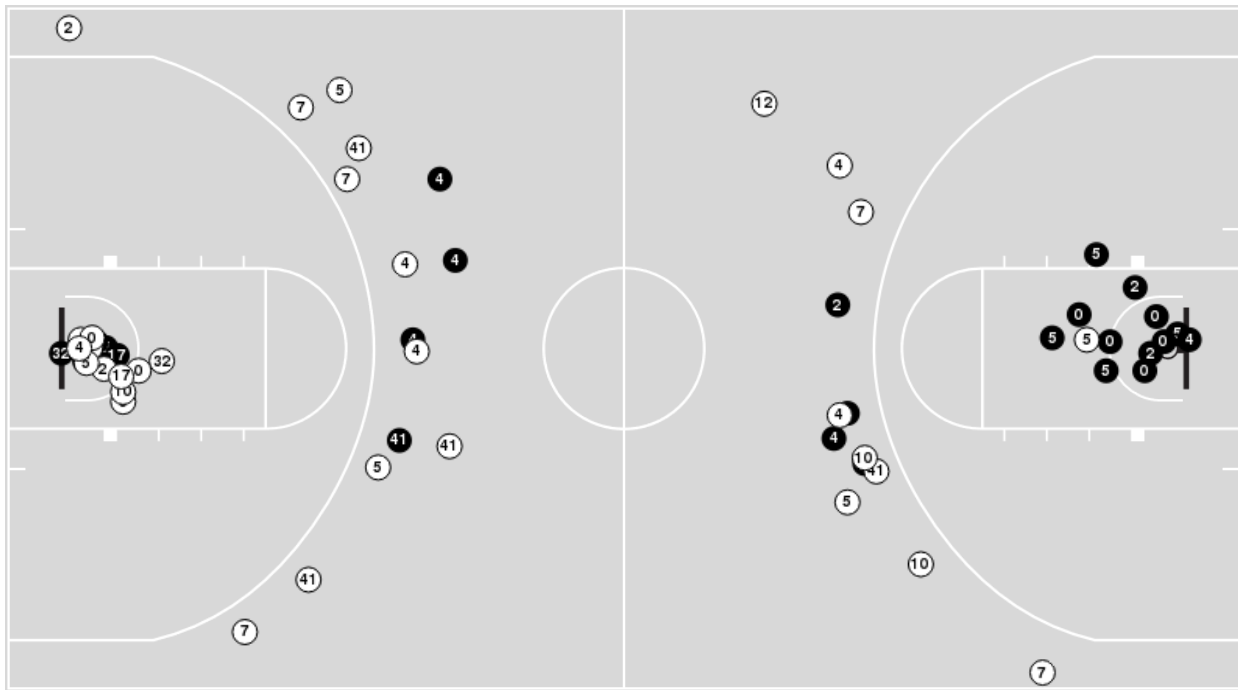


Officials: Brian Dorsey, Mike Roberts, Chris Pacsi

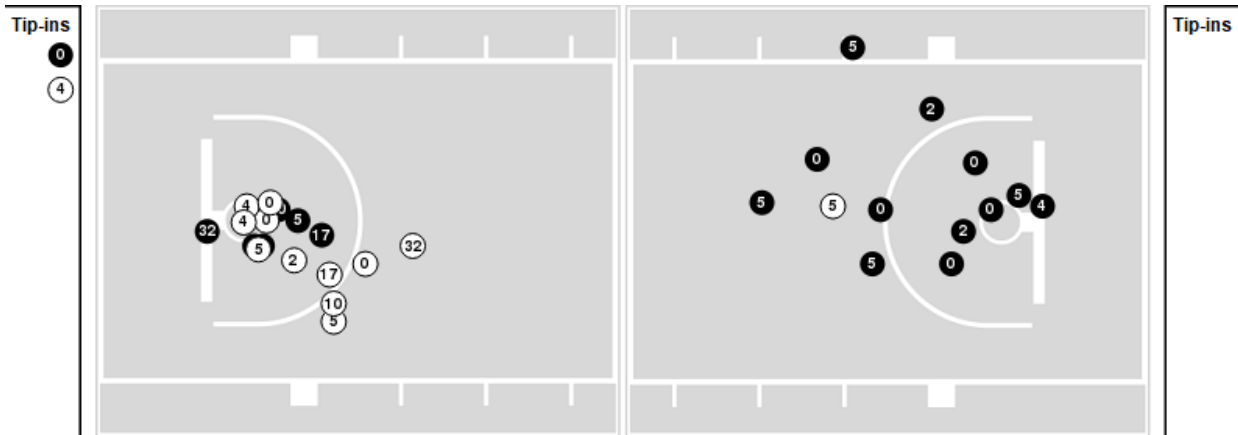
Players => All ; FG Types => All ; Results => All ;

**Creighton**

**All Field Goals**



**Shots in the Paint**



● Made    ○ Missed    N - Player Number

Creighton	M/A	%
Field Goals	27/59	46
2 Points	19/31	61
3 Points	8/28	29
Free Throws	20/24	83

Creighton	M/A	%
Points in the Paint	36 (18/30)	60
Fast Break Points	9 (6/6)	100
Second Chance Points	5 (3/8)	38
Effective FG%	53	



**Rutgers at Creighton**

04/02/26 MGM Grand Garden Arena, Las Vegas  
2025-26 Men's Basketball

Officials: Brian Dorsey, Mike Roberts, Chris Pacsi

**Rutgers**

Lineup	Quarter On	Time On	Quarter Off	Time Off	Time on Court	Score	Score Diff	Reb	Stl	Tov	Ast	PPP
0- Francis T/ 2- Mark L/ 5- Buchanan Jr. D/ 9- Grant D/ 21- Ogbole E/	1	20:00	1	14:45	05:15	11-4	7	5	1	3	2	1.2222
0- Francis T/ 1- Davis J/ 3- Powers K/ 11- Nwuli C/ 21- Ogbole E/	1	14:45	1	12:01	02:44	6-6	0	3	0	1	1	1.1029
0- Francis T/ 1- Davis J/ 3- Powers K/ 4- Dortch B/ 11- Nwuli C/	1	12:01	1	12:01	00:00	1-0	1	0	0	0	0	2.2727
1- Davis J/ 2- Mark L/ 3- Powers K/ 4- Dortch B/ 11- Nwuli C/	1	12:01	1	09:02	02:59	4-2	2	3	0	0	2	0.8000
0- Francis T/ 1- Davis J/ 2- Mark L/ 4- Dortch B/ 9- Grant D/	1	09:02	1	08:34	00:28	0-2	-2	0	0	0	0	0.0000
0- Francis T/ 2- Mark L/ 4- Dortch B/ 5- Buchanan Jr. D/ 9- Grant D/	1	08:34	1	06:53	01:41	0-1	-1	1	0	1	0	0.0000
0- Francis T/ 1- Davis J/ 4- Dortch B/ 5- Buchanan Jr. D/ 9- Grant D/	1	06:53	1	05:28	01:25	0-6	-6	3	0	0	0	0.0000
0- Francis T/ 1- Davis J/ 9- Grant D/ 11- Nwuli C/ 21- Ogbole E/	1	05:28	1	03:34	01:54	2-3	-1	3	0	0	0	0.5000
1- Davis J/ 2- Mark L/ 3- Powers K/ 11- Nwuli C/ 21- Ogbole E/	1	03:34	1	01:41	01:53	2-2	0	1	1	0	0	0.5319
0- Francis T/ 2- Mark L/ 3- Powers K/ 11- Nwuli C/ 21- Ogbole E/	1	01:41	1	01:10	00:31	0-2	-2	0	0	1	0	0.0000
0- Francis T/ 2- Mark L/ 3- Powers K/ 4- Dortch B/ 11- Nwuli C/	1	01:10	1	00:55	00:14	0-0	0	0	0	0	0	0.0000
0- Francis T/ 2- Mark L/ 4- Dortch B/ 9- Grant D/ 11- Nwuli C/	1	00:55	2	20:00	00:55	2-3	-1	2	0	1	0	1.0638
0- Francis T/ 2- Mark L/ 5- Buchanan Jr. D/ 9- Grant D/ 21- Ogbole E/	2	20:00	2	16:36	03:24	7-7	0	4	1	1	1	0.9162
1- Davis J/ 3- Powers K/ 5- Buchanan Jr. D/ 9- Grant D/ 21- Ogbole E/	2	16:36	2	15:06	01:30	2-7	-5	0	0	0	1	1.0000
1- Davis J/ 3- Powers K/ 4- Dortch B/ 5- Buchanan Jr. D/ 9- Grant D/	2	15:06	2	14:34	00:32	2-0	2	0	1	0	0	2.0000
1- Davis J/ 3- Powers K/ 4- Dortch B/ 5- Buchanan Jr. D/ 13- Zrno H/	2	14:34	2	13:51	00:43	0-2	-2	0	0	0	0	0.0000
1- Davis J/ 3- Powers K/ 4- Dortch B/ 11- Nwuli C/ 13- Zrno H/	2	13:51	2	12:32	01:19	3-5	-2	2	0	0	0	0.8721
2- Mark L/ 3- Powers K/ 4- Dortch B/ 11- Nwuli C/ 13- Zrno H/	2	12:32	2	10:09	02:23	2-2	0	4	0	0	0	0.6667
2- Mark L/ 3- Powers K/ 4- Dortch B/ 9- Grant D/ 13- Zrno H/	2	10:09	2	09:37	00:32	0-0	0	1	0	0	0	0.0000
0- Francis T/ 2- Mark L/ 4- Dortch B/ 9- Grant D/ 13- Zrno H/	2	09:37	2	09:25	00:12	2-2	0	0	0	0	0	2.0000
0- Francis T/ 2- Mark L/ 9- Grant D/ 13- Zrno H/ 21- Ogbole E/	2	09:25	2	07:23	02:02	4-7	-3	2	0	0	0	1.2048
0- Francis T/ 1- Davis J/ 9- Grant D/ 13- Zrno H/ 21- Ogbole E/	2	07:23	2	04:47	02:36	4-6	-2	1	0	0	0	1.1628
0- Francis T/ 1- Davis J/ 5- Buchanan Jr. D/ 13- Zrno H/ 21- Ogbole E/	2	04:47	2	03:31	01:16	5-2	3	1	0	0	0	2.1552
0- Francis T/ 1- Davis J/ 9- Grant D/ 11- Nwuli C/ 13- Zrno H/	2	03:31	2	01:57	01:34	4-3	1	1	1	0	0	2.0000
0- Francis T/ 1- Davis J/ 2- Mark L/ 9- Grant D/ 11- Nwuli C/	2	01:57	2	00:51	01:05	4-6	-2	0	0	0	1	1.3889
0- Francis T/ 1- Davis J/ 9- Grant D/ 11- Nwuli C/ 13- Zrno H/	2	00:51	2	00:34	00:17	0-2	-2	0	0	0	0	0.0000
1- Davis J/ 2- Mark L/ 9- Grant D/ 11- Nwuli C/ 13- Zrno H/	2	00:34	2	00:00	00:34	2-0	2	1	0	0	0	2.0000



**Rutgers at Creighton**

04/02/26 MGM Grand Garden Arena, Las Vegas  
2025-26 Men's Basketball

Officials: Brian Dorsey, Mike Roberts, Chris Pacsi

**Creighton**

Lineup	Quarter On	Time On	Quarter Off	Time Off	Time on Court	Score	Score Diff	Reb	Stl	Tov	Ast	PPP
0- Green J/ 4- Dix J/ 5- Graves N/ 7- Zugic F/ 41- Traudt I/	1	20:00	1	14:45	05:15	4-11	-7	2	1	3	1	0.4505
0- Green J/ 2- Harper B/ 4- Dix J/ 9- Davis T/ 32- Freeman O/	1	14:45	1	12:01	02:44	6-6	0	2	1	0	1	1.2295
2- Harper B/ 4- Dix J/ 5- Graves N/ 10- Greer H/ 32- Freeman O/	1	12:01	1	11:08	00:53	0-1	-1	1	0	0	0	0.0000
2- Harper B/ 5- Graves N/ 7- Zugic F/ 10- Greer H/ 32- Freeman O/	1	11:08	1	09:49	01:19	2-4	-2	0	0	1	1	0.6667
0- Green J/ 2- Harper B/ 5- Graves N/ 7- Zugic F/ 10- Greer H/	1	09:49	1	09:02	00:47	0-0	0	2	0	0	0	0.0000
0- Green J/ 4- Dix J/ 5- Graves N/ 7- Zugic F/ 41- Traudt I/	1	09:02	1	05:28	03:34	9-0	9	8	0	1	1	1.3081
0- Green J/ 2- Harper B/ 4- Dix J/ 5- Graves N/ 41- Traudt I/	1	05:28	1	04:12	01:16	3-2	1	2	0	0	1	1.5000
2- Harper B/ 4- Dix J/ 5- Graves N/ 17- Konan K/ 41- Traudt I/	1	04:12	1	03:34	00:38	0-0	0	1	0	1	0	0.0000
2- Harper B/ 4- Dix J/ 9- Davis T/ 17- Konan K/ 41- Traudt I/	1	03:34	1	02:45	00:49	0-2	-2	3	0	1	0	0.0000
2- Harper B/ 4- Dix J/ 5- Graves N/ 10- Greer H/ 17- Konan K/	1	02:45	1	01:41	01:04	2-0	2	1	0	1	1	0.6667
0- Green J/ 2- Harper B/ 4- Dix J/ 5- Graves N/ 10- Greer H/	1	01:41	1	00:55	00:45	2-0	2	0	1	0	1	2.0000
0- Green J/ 4- Dix J/ 5- Graves N/ 7- Zugic F/ 10- Greer H/	1	00:55	2	20:00	00:55	3-2	1	0	0	0	1	1.5000
0- Green J/ 4- Dix J/ 5- Graves N/ 7- Zugic F/ 41- Traudt I/	2	20:00	2	16:37	03:23	7-6	1	4	1	2	0	0.9021
0- Green J/ 2- Harper B/ 5- Graves N/ 7- Zugic F/ 41- Traudt I/	2	16:37	2	16:26	00:11	2-1	1	0	0	0	0	2.2727
0- Green J/ 2- Harper B/ 7- Zugic F/ 9- Davis T/ 41- Traudt I/	2	16:26	2	14:34	01:52	5-4	1	1	0	1	1	1.6667
0- Green J/ 2- Harper B/ 5- Graves N/ 7- Zugic F/ 41- Traudt I/	2	14:34	2	12:32	02:02	7-2	5	3	0	0	0	2.0349
0- Green J/ 2- Harper B/ 5- Graves N/ 7- Zugic F/ 10- Greer H/	2	12:32	2	10:09	02:23	2-3	-1	2	0	0	1	0.5000
2- Harper B/ 4- Dix J/ 5- Graves N/ 10- Greer H/ 32- Freeman O/	2	10:09	2	08:35	01:34	7-3	4	3	0	0	1	1.8617
2- Harper B/ 4- Dix J/ 9- Davis T/ 10- Greer H/ 32- Freeman O/	2	08:35	2	08:24	00:11	0-1	-1	0	0	0	0	0.0000
2- Harper B/ 4- Dix J/ 5- Graves N/ 10- Greer H/ 32- Freeman O/	2	08:24	2	07:23	01:01	2-2	0	1	0	0	0	2.0000
0- Green J/ 2- Harper B/ 4- Dix J/ 5- Graves N/ 41- Traudt I/	2	07:23	2	04:47	02:36	6-4	2	1	0	0	2	1.5464
0- Green J/ 2- Harper B/ 4- Dix J/ 7- Zugic F/ 41- Traudt I/	2	04:47	2	03:31	01:16	2-5	-3	0	0	0	0	1.0000
0- Green J/ 2- Harper B/ 4- Dix J/ 5- Graves N/ 41- Traudt I/	2	03:31	2	02:48	00:43	0-2	-2	0	0	1	0	0.0000
0- Green J/ 4- Dix J/ 5- Graves N/ 7- Zugic F/ 41- Traudt I/	2	02:48	2	01:57	00:51	2-2	0	0	0	1	1	1.0000
0- Green J/ 4- Dix J/ 5- Graves N/ 7- Zugic F/ 10- Greer H/	2	01:57	2	00:51	01:05	8-4	4	1	0	0	2	2.4096
0- Green J/ 4- Dix J/ 7- Zugic F/ 10- Greer H/ 12- Thomas S/	2	00:51	2	00:00	00:51	1-2	-1	2	0	0	0	1.1364



**Rutgers at Creighton**

04/02/26 MGM Grand Garden Arena, Las Vegas  
2025-26 Men's Basketball

Officials: Brian Dorsey, Mike Roberts, Chris Pacsi

**Rutgers**

Lineup	Time	Score	Score Diff	Pts/Min	Reb	Stl	Tov	Ast	PPP
0- Francis T/ 2- Mark L/ 5- Buchanan Jr. D/ 9- Grant D/ 21- Ogbole E/	08:39	18-11	7	2.0809	9	2	4	3	1.0817
1- Davis J/ 2- Mark L/ 3- Powers K/ 4- Dortch B/ 11- Nwuli C/	02:59	4-2	2	1.3408	3	0	0	2	0.8000
0- Francis T/ 1- Davis J/ 3- Powers K/ 11- Nwuli C/ 21- Ogbole E/	02:44	6-6	0	2.1951	3	0	1	1	1.1029
0- Francis T/ 1- Davis J/ 9- Grant D/ 13- Zrno H/ 21- Ogbole E/	02:36	4-6	-2	1.5385	1	0	0	0	1.1628
2- Mark L/ 3- Powers K/ 4- Dortch B/ 11- Nwuli C/ 13- Zrno H/	02:23	2-2	0	0.8392	4	0	0	0	0.6667
0- Francis T/ 2- Mark L/ 9- Grant D/ 13- Zrno H/ 21- Ogbole E/	02:02	4-7	-3	1.9672	2	0	0	0	1.2048
0- Francis T/ 1- Davis J/ 9- Grant D/ 11- Nwuli C/ 21- Ogbole E/	01:54	2-3	-1	1.0526	3	0	0	0	0.5000
1- Davis J/ 2- Mark L/ 3- Powers K/ 11- Nwuli C/ 21- Ogbole E/	01:53	2-2	0	1.0619	1	1	0	0	0.5319
0- Francis T/ 1- Davis J/ 9- Grant D/ 11- Nwuli C/ 13- Zrno H/	01:51	4-5	-1	2.1602	1	1	0	0	1.3333
0- Francis T/ 2- Mark L/ 4- Dortch B/ 5- Buchanan Jr. D/ 9- Grant D/	01:41	0-1	-1	0.0000	1	0	1	0	0.0000
1- Davis J/ 3- Powers K/ 5- Buchanan Jr. D/ 9- Grant D/ 21- Ogbole E/	01:30	2-7	-5	1.3333	0	0	0	1	1.0000
0- Francis T/ 1- Davis J/ 4- Dortch B/ 5- Buchanan Jr. D/ 9- Grant D/	01:25	0-6	-6	0.0000	3	0	0	0	0.0000
1- Davis J/ 3- Powers K/ 4- Dortch B/ 11- Nwuli C/ 13- Zrno H/	01:19	3-5	-2	2.2785	2	0	0	0	0.8721
0- Francis T/ 1- Davis J/ 5- Buchanan Jr. D/ 13- Zrno H/ 21- Ogbole E/	01:16	5-2	3	3.9474	1	0	0	0	2.1552
0- Francis T/ 1- Davis J/ 2- Mark L/ 9- Grant D/ 11- Nwuli C/	01:05	4-6	-2	3.6697	0	0	0	1	1.3889
0- Francis T/ 2- Mark L/ 4- Dortch B/ 9- Grant D/ 11- Nwuli C/	00:55	2-3	-1	2.1505	2	0	1	0	1.0638
1- Davis J/ 3- Powers K/ 4- Dortch B/ 5- Buchanan Jr. D/ 13- Zrno H/	00:43	0-2	-2	0.0000	0	0	0	0	0.0000
1- Davis J/ 2- Mark L/ 9- Grant D/ 11- Nwuli C/ 13- Zrno H/	00:34	2-0	2	3.4783	1	0	0	0	2.0000
1- Davis J/ 3- Powers K/ 4- Dortch B/ 5- Buchanan Jr. D/ 9- Grant D/	00:32	2-0	2	3.7500	0	1	0	0	2.0000
2- Mark L/ 3- Powers K/ 4- Dortch B/ 9- Grant D/ 13- Zrno H/	00:32	0-0	0	0.0000	1	0	0	0	0.0000
0- Francis T/ 2- Mark L/ 3- Powers K/ 11- Nwuli C/ 21- Ogbole E/	00:31	0-2	-2	0.0000	0	0	1	0	0.0000
0- Francis T/ 1- Davis J/ 2- Mark L/ 4- Dortch B/ 9- Grant D/	00:28	0-2	-2	0.0000	0	0	0	0	0.0000
0- Francis T/ 2- Mark L/ 3- Powers K/ 4- Dortch B/ 11- Nwuli C/	00:14	0-0	0	0.0000	0	0	0	0	0.0000
0- Francis T/ 2- Mark L/ 4- Dortch B/ 9- Grant D/ 13- Zrno H/	00:12	2-2	0	10.0000	0	0	0	0	2.0000
0- Francis T/ 1- Davis J/ 3- Powers K/ 4- Dortch B/ 11- Nwuli C/	00:00	1-0	1	∞	0	0	0	0	2.2727



**Rutgers at Creighton**

04/02/26 MGM Grand Garden Arena, Las Vegas  
2025-26 Men's Basketball

Officials: Brian Dorsey, Mike Roberts, Chris Pacsi

**Creighton**

Lineup	Time	Score	Score Diff	Pts/Min	Reb	Stl	Tov	Ast	PPP
0- Green J/ 4- Dix J/ 5- Graves N/ 7- Zugic F/ 41- Traudt I/	13:03	22-19	3	1.6858	14	2	7	3	0.8621
0- Green J/ 2- Harper B/ 4- Dix J/ 5- Graves N/ 41- Traudt I/	04:35	9-8	1	1.9636	3	0	1	3	1.3081
2- Harper B/ 4- Dix J/ 5- Graves N/ 10- Greer H/ 32- Freeman O/	03:28	9-6	3	2.5962	5	0	0	1	1.5625
0- Green J/ 2- Harper B/ 5- Graves N/ 7- Zugic F/ 10- Greer H/	03:10	2-3	-1	0.6316	4	0	0	1	0.4000
0- Green J/ 2- Harper B/ 4- Dix J/ 9- Davis T/ 32- Freeman O/	02:44	6-6	0	2.1951	2	1	0	1	1.2295
0- Green J/ 2- Harper B/ 5- Graves N/ 7- Zugic F/ 41- Traudt I/	02:13	9-3	6	4.0602	3	0	0	0	2.0833
0- Green J/ 4- Dix J/ 5- Graves N/ 7- Zugic F/ 10- Greer H/	02:01	11-6	5	5.4455	1	0	0	3	2.0677
0- Green J/ 2- Harper B/ 7- Zugic F/ 9- Davis T/ 41- Traudt I/	01:52	5-4	1	2.6786	1	0	1	1	1.6667
2- Harper B/ 5- Graves N/ 7- Zugic F/ 10- Greer H/ 32- Freeman O/	01:19	2-4	-2	1.5190	0	0	1	1	0.6667
0- Green J/ 2- Harper B/ 4- Dix J/ 7- Zugic F/ 41- Traudt I/	01:16	2-5	-3	1.5789	0	0	0	0	1.0000
2- Harper B/ 4- Dix J/ 5- Graves N/ 10- Greer H/ 17- Konan K/	01:04	2-0	2	1.8750	1	0	1	1	0.6667
0- Green J/ 4- Dix J/ 7- Zugic F/ 10- Greer H/ 12- Thomas S/	00:51	1-2	-1	1.1628	2	0	0	0	1.1364
2- Harper B/ 4- Dix J/ 9- Davis T/ 17- Konan K/ 41- Traudt I/	00:49	0-2	-2	0.0000	3	0	1	0	0.0000
0- Green J/ 2- Harper B/ 4- Dix J/ 5- Graves N/ 10- Greer H/	00:45	2-0	2	2.6549	0	1	0	1	2.0000
2- Harper B/ 4- Dix J/ 5- Graves N/ 17- Konan K/ 41- Traudt I/	00:38	0-0	0	0.0000	1	0	1	0	0.0000
2- Harper B/ 4- Dix J/ 9- Davis T/ 10- Greer H/ 32- Freeman O/	00:11	0-1	-1	0.0000	0	0	0	0	0.0000