



2026

Creighton

BASEBALL

MEDIA GUIDE



#1 Joe Washburn
INF • Fr.
South Bend, Ind.



#2 Connor Capece
C • Jr.
Omaha, Neb.



#3 Lew Rice
OF • Gr.
St. George, S.C.



#4 Teddy Deters
OF • Gr.
Orono, Minn.



#5 Nate McHugh
C • Sr.
Franktown, Colo.



#6 Isaac Wachsmann
INF • R-Jr.
Centennial, Colo.



#7 Jaxon Goldberg
INF • R-So.
Overland Park, Kan.



#8 Seth Thompson
INF • Fr.
Northfield, Minn.



#10 Nick Bowron
C • Fr.
Rochester, Minn.



#11 Ben North
INF • Gr.
Woodbury, Minn.



#12 Nick Venteicher
INF • So.
Omaha, Neb.



#13 Jack Pineau
RHP • Jr.
Thunder Bay, Ontario, Canada



#14 Shea Wendt
RHP • Jr.
Blair, Neb.



#15 Rocco Gump
INF • Gr.
Chandler, Ariz.



#17 Evan Stratton
RHP • Jr.
Redlands, Calif.



#18 Joe Hauser
RHP • Gr.
Waukegan, Wis.



#19 Hunter VaDeer
RHP/OF • Fr.
Austin, Minn.



#20 Tate Gillen
OF • Gr.
Overland Park, Kan.



#21 Cuyler Zukowski
OF • Jr.
Madison, Wis.



#22 Chris Baillargeon
INF/OF • Gr.
Staten Island, N.Y.



#23 Brian Gould
RHP/UTL • Fr.
O'Fallon, Mo.



#24 Ian Koosman
RHP • Sr.
Willmar, Minn.



#27 Anthony Unga
RHP • Fr.
Oakville, Ontario, Canada



#28 Brody Shinkle
INF • Fr.
Olathe, Kan.



#29 Eli Nissen
LHP • R-So.
Minot, N.D.



#30 Shane Curtin
LHP • Sr.
La Grange, Ill.



#31 Jimmy Burke
RHP • R-Sr.
Orland Park, Ill.



#32 Gavin Flores
INF/RHP • Fr.
Corona, Calif.



#33 Wilson Magers
RHP • So.
Mankato, Minn.



#34 Jakob Ruhl
RHP • Fr.
Central City, Neb.



#35 Brendan Strenke
RHP • Jr.
Clayton, Wis.



#37 JT Adams
RHP • Jr.
Olathe, Kan.



#39 Henry Prindl
RHP • So.
Las Vegas, Nev.



#41 Robert O'Malley
LHP • Jr.
Omaha, Neb.



#43 Cooper Fuchino
C • Jr.
Rolling Hills Estates, Calif.



#45 Matt Goldenbaum
RHP • R-So.
Fairless Hills, Pa.



#55 Max McClellan
RHP • R-Fr.
Avon Lake, Ohio



Mark Kingston
Head Coach
1st Season



Billy Mohl
Assistant Coach
2nd Season



Mike Current
Assistant Coach
2nd Season



Will McGillis
Assistant Coach
1st Season

Table of Contents

Creighton Baseball

Table of Contents	1
Charles Schwab Field Omaha	2-3
2026 Numerical Roster	4

Meet the Bluejays

Head Coach Mark Kingston	6-7
Assistant Coach Billy Mohl	8
Assistant Coach Mike Current	9
Assistant Coach Will McGillis	10
Athletic Trainer Curtis Self	11
Athletic Performance Jeffrey Sapakoff	11
Chris Baillargeon	12
Teddy Deters	13
Tate Gillen	14
Rocco Gump	15
Joe Hauser	16
Ben North	17
Lew Rice	18
Jimmy Burke	19
Shane Curtin	20
Ian Koosman	21
Nate McHugh	22
JT Adams	23
Connor Capece	24
Cooper Fuchino	25
Robert O'Malley	26
Jack Pineau	27
Evan Stratton	28
Brendan Strenke	29
Isaac Wachsmann	30
Shea Wendt	31
Cuyler Zukowski	32
Jaxon Goldberg	33
Matt Goldenbaum	34
Wilson Magers	35
Eli Nissen	36
Henry Prindl	37
Anthony Unga	38
Nick Venteicher	39
Nick Bowron & Gavin Flores	40
Brian Gould & Max McClellan	41
Jakob Ruhl & Brody Shinkle	42
Seth Thompson & Hunter VaDeer	43
Joe Washburn	44

2026 Opponents

Opponents Information	46
-----------------------------	----

2025 in Review

2025 in Pictures	48
2025 Game-by-Game Results	49
2025 Overall Stats	50
2025 BIG EAST Stats	51
2025 Team Stats	52
2025 Specialty Stats	53
2025 BIG EAST Standings & Awards	54

Creighton Record Book

Yearly Summary	56
Career Hitting & Fielding Records	57
Season Hitting & Fielding Records	58
Pitching Records	59
Single-Game Records	60
NCAA Tournament Teams	61-69
Creighton Athletics Hall of Fame/Academic All-Americans	70
All-Americans	71-73
Freshman All-Americans	74
Bluejays in the Pros	75
Bluejays in the Majors	76-77
Active Bluejays in the Minors	78

Series History & Year-by-Year Results

Series Records	80
Series Results	81-90
Year-By-Year Results	91-103
Creighton University	104
Creighton Administration	105
Student-Athlete Support	106
Creighton Traditions	107
Media Information	108



Ben North

Creighton University Information

Location	Omaha, Neb.
Founded	1878
Enrollment	8,580
School Colors	Blue and White
Nickname	Bluejays
Affiliation	NCAA Division I
Conference	BIG EAST
President	Fr. Daniel Hendrickson, S.J., Ph.D.
McCormick Endowed Athletic Director	Marcus Blossom
Athletic Website	www.gocreighton.com

Stadium Information

Facility	Charles Schwab Field Omaha
Capacity	24,000
Dimensions	335-408-335 (Natural Grass)
Year Opened	2011

Coaching Staff Information

Head Coach	Mark Kingston
Alma Mater	North Carolina (1985)
Record at Creighton	First Year
Career Record	490-335-1 (15)
Assistant Coach	Billy Mohl (Second Season)
Assistant Coach	Mike Current (Second Season)
Assistant Coach	Will McGillis (First Season)

2025 Information

Overall Record	43-16
Home	17-6
Away	20-10
Neutral	6-0
BIG EAST Record	17-4 (T-1st)
Home	10-2
Away	7-2
BIG EAST Championship Record	3-0

2026 Team Information

Players Returning/Lost	21/17
Newcomers	16
Position Starters Returning/Lost	4/5
Pitchers Returning/Lost	11/6

Program Information

Number of Years (since 1966)	60
Overall Record	1,793-1,256-9 (.585)
NCAA Postseason Appearances	12
Last Appearance	2025
NCAA MCWS Appearances	1
Last Appearance	1991

Charles Schwab Field Omaha

Making the Home of the MCWS Our Own

The Creighton baseball team moved into a new facility in 2011. Charles Schwab Field Omaha, located just a few blocks east of the CU Sports Complex, serves as the permanent home of the Creighton baseball team. Originally TD Ameritrade Park Omaha, the ballpark was renamed in December 2021 after Charles Schwab Corporation obtained the naming rights.

The \$128 million facility holds more than 24,000 spectators. Charles Schwab Field Omaha, which sits just one block northwest of the home of Creighton men's basketball - CHI Health Center Omaha - also serves as the home for the NCAA Division I Men's College World Series.

Designed with the fans in mind, Charles Schwab Field Omaha has a 360-degree continuous walkway on the concourse level, with both permanent and portable concession stands lining the concourse. There are 36 inches of legroom between seats, turning the stadium into a bowl while eliminating the stacking effect that happens in many stadiums today. Club seating for 2,500 members and access to three, full-service food stations draws many groups and parties to the facility. The entire facility is accessible to people with disabilities and seating inside the stadium meets ADA standards.

Both the media and the athletes who make their way to Charles Schwab Field Omaha discover it is second to none. The playing surface includes a top-of-the-line draining system as well as heating features to ensure play in any type of Nebraska weather. The dirt base paths and grass infield and outfield gives the ball a natural bounce. Full-size dugouts down each line, complete with media pits, allow enough space for athletes and media to work side by side. Tunnels take players to covered batting cages and warm-up areas, followed by full locker rooms complete with coaches suites and training rooms just off the showers that provide the best amenities for all involved.

A media interview room as well as a workroom under the stadium provides working media a location to quickly generate and send out information through cables and internet functions built into the stadium. A three-tier working press box allows for plenty of seating come tournament time, with additional work cubicles located just behind the main seating. Five individual radio booths as well as the center television bay - complete with fully opening windows - gives all media members access to the angle they wish to cover for the game.

Over 14 years since its opening, Charles Schwab Field Omaha now features five new and improved LED displays inside and outside the stadium.

The home of the Men's College World Series now boasts two brand-new outfield scoreboards, replacing the original right field video board and adding a whole new video board to left field. Ribbon panels along the seating fascia on the second level were also added, giving fans another way to stay up to date on all scores and stats during games. The exterior of the stadium saw an upgrade as well, with a double-sided marquee display at the corner of 10th Street and Cuming Street.

Along with these technological refreshes comes a whole new A/V control room at the stadium with new cameras, replay systems, switchers, and more, helping bring the ultimate in-game experience to the hundreds of thousands of fans who visit our ballpark every year.

This \$6.5 million improvement, which was completed this fall, keeps Charles Schwab Field Omaha a destination venue for fans and players across the country and delivers in-game enhancements that will give new and returning patrons something to look forward to for the spring of 2026.


The new LED displays will make their debut for Creighton baseball's 2026 home opener and will be used throughout the 2026 Big Ten Baseball Tournament and the 2026 Men's College World Series.



Charles Schwab Field Omaha

The Bluejays broke in the new facility on April 19, 2011, with a game against in-state rival Nebraska. Although it was a blustery night, more than 22,000 fans braved the weather to come out and get the first views at Omaha's newest attraction. The Bluejays averaged nearly 7,200 fans for the remainder of the 2011 home schedule, finishing eighth in the NCAA in overall home attendance. The numbers didn't disappoint once the Men's College World Series came to town, as 321,684 fans came through the turnstiles of Charles Schwab Field Omaha, averaging just under 23,000 fans per session.

Following the 2019 Creighton season, Charles Schwab Field Omaha hosted its first Major League Baseball game as the Kansas City Royals played host to the Detroit Tigers on June 13, 2019. In that game, former Bluejay Nicky Lopez launched his first career and the only Major League home run at Charles Schwab Field Omaha in the bottom of the second to give the Royals a 1-0 lead. Kansas City went on to win the game 7-3.



This and That...

Cost.....	\$128,000,000
Architects:.....	Kiewit, HDR, Populous, DLR Group
Total seating capacity.....	24,000
Outfield dimensions (in feet).....	LF & RF - 335
.....	LC & RC - 375
.....	CF - 408
Home plate to first row seats.....	52 Feet
Average concourse width.....	32 Feet - Infield
.....	30 Feet - Outfield
Legroom between rows.....	36 Inches
Number of elevators.....	4

A Series of Charles Schwab Field Omaha Firsts

First game:.....	April 19, 2011
.....	Nebraska 2, Creighton 1
Ceremonial first pitch:.....	Fred Tomczyk, TD Ameritrade CEO
First pitch:.....	6:42 pm by CU's Ty Blach (4/19/11)
First hit:.....	NU's Cody Asche (4/19/11)
First double:.....	NU's Tanner Krietemeier (4/19/11)
First run:.....	Creighton's Trever Adams (4/19/11)
First RBI:.....	Creighton's Mike Gerber (4/19/11)
First home run:.....	Creighton's Mike Gerber (4/22/11)
First strikeout:.....	NU's Bryan Peters by Blach (4/19/11)
First double play:.....	CU (Swift-Staehely-Judkins) (4/19/11)
First win:.....	NU's Logan Ehlers (4/19/11)
First loss:.....	CU's Mark Winkelman (4/19/11)
First telecast:.....	NET Sports/CBS Sports Network (4/19/11)
First MCWS:.....	2011
First MCWS champion:.....	South Carolina



2026 Numerical Roster

#	Name	Pos.	B-T	Ht.	Wt.	Yr.	Hometown (High School/Previous College)
1	Joe Washburn	INF	L-R	5-7	155	Fr.	South Bend, Ind. (Saint Joseph HS)
2	Connor Capece	C	R-R	6-0	200	Jr.	Omaha, Neb. (Gross Catholic HS)
3	Lew Rice	OF	L-R	5-10	180	Gr.	St. George, S.C. (IMG Academy/Charleston Southern/Whittier College)
4	Teddy Deters	OF	R-R	6-2	210	Gr.	Orono, Minn. (Orono HS/Xavier)
5	Nate McHugh	C	R-R	5-10	200	Sr.	Franktown, Colo. (Regis Jesuit HS/Iowa Western/Boston College)
6	Isaac Wachsmann	OF	R-R	6-4	220	R-Jr.	Centennial, Colo. (Regis Jesuit HS/Xavier)
7	Jaxon Goldberg	INF	R-R	6-0	190	R-So.	Overland Park, Kan. (Blue Valley North HS/UCF)
8	Seth Thompson	INF	L-R	6-2	220	Fr.	Northfield, Minn. (Northfield HS)
10	Nick Bowron	C	L-R	6-3	205	Fr.	Rochester, Minn. (Lourdes HS)
11	Ben North	INF	R-R	6-0	200	Gr.	Woodbury, Minn. (East Ridge HS)
12	Nick Venteicher	INF	R-R	5-10	180	So.	Omaha, Neb. (Millard West HS)
13	Jack Pineau	RHP	R-R	6-0	185	Jr.	Thunder Bay, Ontario, Canada (St. Ignatius HS)
14	Shea Wendt	RHP	R-R	6-1	205	Jr.	Blair, Neb. (Blair HS)
15	Rocco Gump	INF	L-R	6-3	190	Gr.	Chandler, Ariz. (Seton Catholic Prep/Yavapai CC/Pima CC/Northwestern State)
17	Evan Stratton	RHP	R-R	6-3	230	Jr.	Redlands, Calif. (Redlands East Valley HS/Riverside CC)
18	Joe Hauser	RHP	R-R	6-2	200	Gr.	Waunakee, Wis. (Waunakee HS/Arizona State/Minnesota)
19	Hunter VaDeer	RHP/OF	R-R	6-1	210	Fr.	Austin, Minn. (Lyle HS)
20	Tate Gillen	OF	L-L	6-1	205	Gr.	Overland Park, Kan. (Blue Valley HS)
21	Cuyler Zukowski	OF	R-R	6-0	205	Jr.	Madison, Wis. (La Follette HS)
22	Chris Baillargeon	UTL	R-R	6-0	195	Gr.	Staten Island, N.Y. (Xaverian HS/Holy Cross)
23	Brian Gould	RHP/UTL	R-R	5-11	195	Fr.	O'Fallon, Mo. (MICDS HS)
24	Ian Koosman	RHP	R-R	6-1	195	Sr.	Willmar, Minn. (Willmar Senior HS/Paradise Valley CC/Scottsdale CC)
27	Anthony Unga	RHP	R-R	6-4	220	So.	Oakville, Ontario, Canada (Abbie Park HS)
28	Brody Shinkle	INF	R-R	5-10	185	Fr.	Olathe, Kan. (Blue Valley Southwest HS)
29	Eli Nissen	LHP	L-L	5-10	200	R-So.	Minot, N.D. (Minot HS)
30	Shane Curtin	LHP	L-L	6-0	160	Sr.	La Grange, Ill. (Mount Carmel HS)
31	Jimmy Burke	RHP	R-R	6-5	220	R-So.	Orland Park, Ill. (Carl Sandburg HS/South Suburban CC)
32	Gavin Flores	RHP/UTL	L-R	6-2	205	Fr.	Corona, Calif. (Corona HS)
33	Wilson Magers	RHP	R-R	6-2	200	So.	Mankato, Minn. (Mankato West HS)
34	Jakob Ruhl	RHP	L-R	6-3	195	Fr.	Central City, Neb. (Central City HS)
35	Brendan Strenke	RHP	R-R	6-1	215	Jr.	Clayton, Wis. (Turtle Lake HS/Iowa Western CC)
37	JT Adams	RHP	L-R	6-2	210	Jr.	Olathe, Kan. (Olathe North HS/Fort Scott CC)
39	Henry Prindl	RHP	R-R	6-5	210	So.	Las Vegas, Nev. (Bishop Gorman HS)
41	Robert O'Malley	LHP	L-L	6-4	170	Jr.	Omaha, Neb. (Creighton Prep)
43	Cooper Fuchino	C	R-R	6-1	205	Jr.	Rolling Hills Estates, Calif. (Peninsula HS)
45	Matt Goldenbaum	RHP	R-R	6-0	190	R-So.	Fairless Hills, Pa. (Holy Ghost Prep/South Florida)
55	Max McClellan	RHP	R-R	6-7	210	R-Fr.	Avon Lake, Ohio (St. Edward HS/South Carolina)

Pronunciations

Baillargeon.....Ba • Lar • Gen
 BowronBow (like Wow) • Ron
 Capece.....Ca • pee • cee
 DetersDee • Ters
 FuchinoFoo • Chee • No
 Gillen.....Gill • In
 KoosmanCooz • man
 MagersMah • gers
 NissenNis • sin
 Pineau.....Pee • know
 Prindl.....Prin • dul
 Shinkle.....Shin • Kel
 StrenkeStren-key
 VaDeerVa • Deer
 Venteicher.....Ven • tike • er
 Wachsmann.....Woks • Man
 WendtWent
 ZukowskiZoo • cow • ski

Staff

MohlMole

Roster by Class

Graduate Students.....7
 Seniors.....4
 Juniors9
 Sophomores.....8
 Freshmen.....9

Head Coach

Assistant Coach/Recruiting Coordinator

Assistant Coach/Pitching Coach

Assistant Coach

Mark Kingston

Mike Current

Billy Mohl

Will McGillis

Meet the Bluejays



Head Coach Mark Kingston



Mark Kingston

Head Coach

North Carolina (1995) • Second Season at Creighton

After leading Creighton Baseball back to the NCAA Tournament in 2025 as the Associate Head Coach/Coach-in-Waiting, Mark Kingston officially became Creighton's 11th head coach for the Bluejays program in June of 2025.

"The impact Mark Kingston and his staff made was immediate as we reached the NCAA Tournament in their first season on campus," said McCormick Endowed Athletic Director Marcus Blossom. "Creighton Baseball has a long history of success and that will continue as the program enters a new era under Mark."

Kingston brings 15 years of head coaching experience, leading each team he has been a head coach of to the NCAA Tournament. He spent seven seasons (2018-24) at South Carolina, also holding the reins at South Florida (2015-17) and Illinois State (2010-14). During his head coaching tenure Kingston has a combined record of 490-335-1, going 217-155 at South Carolina, 100-78-1 at South Florida and 173-102 with Illinois State.

"My last two trips to the CWS were with private institutions (Miami and Tulane), so I feel like this is a perfect fit for both sides," said Kingston. "Creighton offers a world class education within a premier city, all while playing in Charles Schwab Field Omaha. For a coach or student-athlete, an elite combination like that is very hard to find."

Throughout his coaching career, Kingston has helped lead 16 teams to NCAA Tournament berths (seven as a head coach and nine more as an assistant or associate head coach). Six of those teams reached the NCAA Super Regionals, with two participating in the College World Series and one winning a national championship.

Kingston's Résumé

- Head Coach, Creighton (2025-present)
- Associate Head Coach, Creighton (2024-25)
- Head Coach, South Carolina (2018-24)
- Head Coach, South Florida (2015-17)
- Head Coach, Illinois State (2010-14)
- Assistant Coach, Tulane (2002-09)
 - Recruiting Coordinator
 - Catching coach
- Assistant Coach, Miami (Fla.) (2000-02)
 - Recruiting Coordinator
- Assistant Coach, Purdue (1998-2000)

Professional Career

- Milwaukee Brewers - Helena, MT
Helena Brewers (1992-93)
- Chicago Cubs
Multiple Teams (1993-96)

Collegiate Career

- North Carolina (1989-92)



Head Coach Mark Kingston

As an assistant coach, Kingston helped the Miami Hurricanes capture the 2001 College World Series. His 26-year collegiate coaching career also includes stops at Tulane, where he helped guide the Green Wave to the 2005 College World Series, Purdue, Illinois State, South Florida and South Carolina.

A 1995 graduate of North Carolina with a degree in communications, Kingston was part of the 1989 Tar Heels squad that won an Atlantic Coast Conference regular-season title and advanced to the College World Series. He also helped the team win the ACC Tournament and advance to NCAA Regionals in 1990 as a sophomore. Kingston received the Trippe Bourne "Most Dedicated Player Award" for his outstanding work ethic and leadership during his junior campaign and was named a team captain his senior season. Drafted by the Milwaukee Brewers out of North Carolina in 1992, the Northern Virginia native played professionally for five seasons with Milwaukee and the Chicago Cubs organizations.

In 2019, Kingston was named as an assistant coach to the USA Baseball Collegiate National Team, which played in tournaments in Taiwan and Japan.

Kingston and his wife, the former Letitia Kelly, have three children, Kailyn Grace, Cameron James and Kathryn Patricia.

Kingston's Record - Year-by-Year

490-335-1 (.594)

Illinois State • 173-102 • (2010-14)

2010.....	32-24 (NCAA Regionals)
2011.....	36-18
2012.....	33-19
2013.....	39-19 (MVC Regular Season Champion)
2014.....	33-22

South Florida • 100-78-1 • (2015-17)

2015.....	34-26-1 (NCAA Regionals)
2016.....	24-33
2017.....	42-19 (NCAA Regionals)

South Carolina • 217-155 • (2018-24)

2018.....	37-26 (NCAA Super Regionals)
2019.....	28-28
2020.....	12-4
2021.....	34-23 (NCAA Regionals)
2022.....	27-28
2023.....	42-21 (NCAA Super Regionals)
2024.....	37-25 (NCAA Regionals)



Assistant Coach Billy Mohl



Billy Mohl

Assistant Coach/Pitching Coach
Tulane (2007) • Second Season at Creighton

Billy Mohl arrived at Creighton in the summer of 2024 making an immediate impact as he helped the Bluejays return to the 2025 NCAA Tournament for the first time since 2019. Working with largely the same staff, Mohl's influence lowered the team ERA to 4.33, a more than 0.60 improvement over the previous year. Under Mohl's tutelage Bluejay Dominic Cancellieri earned the BIG EAST Pitcher of the Year and Garrett Langrell was named a Second Team All-America selection by the NCBWA, Langrell closed his impressive 2025 campaign with 13 saves and a 7-2 record and went on to be drafted in the 16th round by the San Francisco Giants.

Mohl spent seven seasons as the head coach at the University of South Florida (2018-24). At the helm for USF, Mohl led the Bulls to the NCAA Tournament in both 2018 and again in 2021. The 2021 NCAA Tournament run was the pinnacle of his time at South Florida as it won the American Athletic Conference Tournament to advance to the Gainesville Regional. Entering the Regional as the four seed, South Florida defeated host Florida, then bested Miami to advance to the championship round. South Florida defeated South Alabama in the regional championship to advance to the schools first Super Regional.

Under Mohl's tutelage 16 USF pitchers were drafted and five have made the major leagues, including Jimmy Herget, Orion Kerker, Phoenix Sanders, Peter Strzelecki and Shane McClanahan, a 2018 first-rounder by the Tampa Bay Rays, who finished seventh in the 2021 American League Rookie of the Year voting and is a two-time MLB All-Star.

Mohl led one of the nation's top pitching staffs that saw two arms selected in the 2018 MLB Draft with first-rounder McClanahan and closer Andrew Perez (eighth round). USF's pitchers finished fifth nationally with 10 strikeouts per nine innings and 581 total strikeouts, the fourth-consecutive season the team reached 500 K's.

Mohl was also part of two additional NCAA Tournament teams at USF, as he served as Mark Kingston's pitching coach from 2015-17. Prior to Mohl's first season with the Bulls in 2015, the program had secured 500 strikeouts in a season just once.

In Mohl's third season as the architect of the pitching staff in 2017, the arms reaped the benefits of his leadership and had one of the best seasons in program history. The staff posted a program record 620 strikeouts, as it was the third consecutive season of at least 500 strikeouts and the first time the Bulls have ever matched 500-plus strikeouts over a three-year span. The team's 10.1 strikeouts per nine innings led the nation and set a program record Mohl developed a staff that was often nine men deep. Each arm that logged at least 10.0 innings struck out double-digit hitters.

Mohl helped the progression of junior righty Joe Cavallaro, who transitioned into the bullpen, and redshirt freshman McClanahan and redshirt junior Peter Strzelecki, who both missed the 2016 season due to Tommy John surgery. Cavallaro struck out 77 batters in 59.1 innings while walking just 19 and pitched to a 2.28 ERA. McClanahan led the AAC with 12.32 strikeouts per nine innings and an opponent batting average of .181. Both he and senior Phoenix Sanders struck out more than 100 batters. It was the first time since 2010 that two USF pitchers fanned more than 100 men in a single season. Strzelecki finished second in the AAC with a 2.42 ERA and was named to the All-AAC Second Team along with Sanders. McClanahan earned freshman All-America honors and of the four Bulls who were drafted, three were pitchers. Sanders was taken in the 10th round by the Rays, Cavallaro was taken in the 24th round by the New York Mets and redshirt senior righty Ryan Valdes was selected in the 33rd round by the Pittsburgh Pirates.

During the 2016 season, Mohl's staff posted 517 strikeouts, the second-highest total in program history. It was also the second consecutive season of 500 strikeouts, the first time the Bulls had surpassed 500 strikeouts in consecutive seasons. The team's 9.2 strikeouts per nine innings led the AAC and were the ninth-most in the country. Mohl was also instrumental in guiding closer Tommy Eveld in his transition from football to baseball. Eveld finished with a team-high nine saves, and a bullpen best 2.21 ERA and .189 opponent batting average. The redshirt junior was then selected in the ninth round by the Arizona Diamondbacks. Mohl also coached pitcher Brandon Lawson to a team-low 2.50 ERA and 111 strikeouts, second most in the AAC. The junior was then drafted in the 12th round by the Rays.

In 2015, his first season at USF, Mohl helped the Bulls reach the NCAA Tournament for the first time since 2002. Mohl's pitching staff led the AAC with 513 strikeouts, the most for the program in 20 years. The Bulls also secured 16 saves, second-most in the conference. In AAC action, USF boasted the second-most strikeouts (194) and placed third in team ERA (3.31).

Mohl came to USF after five seasons under Kingston at Illinois State, where the pitching staff saw dramatic improvements under his tutelage. During his five years in Normal, the Redbirds posted a 4.02 ERA, striking out 2,019 batters while walking just 1,053 over 2,390.1 innings. In the five years prior to Mohl's arrival, Illinois State's pitching staff had an ERA of 5.50 with 1,512 strikeouts and 929 walks in 2,222 innings.

Fifteen Redbird pitchers received All-Missouri Valley Conference honors, including the weekend rotation and closer for the 2014 squad. Jeremy Rhoades (4th round), Brock Stewart (6th round), Dylan Craig (12th round) and Dan Savas (19th round) were drafted in 2014, while Joe Claver signed a free-agent deal with the Toronto Blue Jays. Those five pitchers, along with the rest of the Illinois State pitching staff, led the country in strikeouts per nine innings with 9.4.

Mohl helped rehabbing Savas back to form after the right-hander missed the 2012 season following Tommy John surgery. In his final two seasons, Savas went 18-5 with a 1.95 ERA and 191 strikeouts over 203 innings. Mohl was also responsible for the development of Chris Razo, the first MVC Pitcher of the Year award winner in Illinois State history in 2013.

Mohl was a recipient of the 2013 Tom Walter College Baseball Inspiration Award, which recognizes examples of inspiration in college baseball and is presented annually by CollegeBaseballInsider.com. Mohl's wife, Sarah, was diagnosed with a rare form of cervical cancer in August of 2012. While she received treatment, Mohl began raising money to fund cancer research. Four weeks into the 2013 regular season, Mohl notified the team that he needed to leave to be by her side. That night, Illinois State rallied for a 17-6 win over No. 28 Miami in Coral Gables, Fla. Sarah passed away on March 25, 2013. Mohl returned to the team April 5 and Illinois State responded by winning 24 of its final 28 games en route to the first outright MVC title in school history.

Mohl has dedicated his time and energy to raising awareness for cancer research. A co-chair of the V's Cancer Foundation, a charity that raises money for childhood cancer research, Mohl's teams have raised over \$10,000 in each season of his involvement, and more than \$120,000 total since during his time at USF.

Mohl's Résumé

- Assistant Coach, Creighton (2024-present) - Pitching Coach
- Head Coach, South Florida (2018-24)
- Assistant Coach, Illinois State (2013-18) - Pitching Coach
- Assistant Coach, Tulane (2009-12) - Pitching Coach

Collegiate Career

- Tulane (2003-06)



Assistant Coach Mike Current



Mike Current

**Assistant Coach/Recruiting Coordinator
Blackburn College (2005) • Second Season at Creighton**

Mike Current joined the Creighton staff as recruiting coordinator and hitting coach in the summer of 2024. In his first season, Current helped the Bluejays to the 2025 BIG EAST regular season and tournament titles, the program's first since 2019, and set Creighton's BIG EAST record for conference wins with 17.

Under his direction, the offense improved in nearly every area in his first season. Bluejay hitters registered an .842 OPS in BIG EAST play, which was a 76-point improvement over the previous season. The Bluejays also averaged 8.19 runs per game, which was more than two runs better than

2024. Nolan Sailors, Connor Capece and Matt Scherrman all made significant strides on their way to collecting All-BIG EAST Second Team honors.

Before joining the Bluejays, Current spent the previous seven seasons at the University of South Carolina, where he served as an Assistant Coach and Recruiting Coordinator for two seasons and Director of Player Development for five seasons. During his time in Columbia, Current helped the Gamecocks to four NCAA Tournament berths, including Super Regional appearances in 2018 and 2023 and regional hosts in 2021 and 2023. The Gamecocks also reached as high as No. 2 in the polls during the 2023 season.

In Current's first season as hitting coach in 2018, Gamecock hitters registered an OPS of .815, which was a 71-point improvement over the previous season, and the best the program had seen since its 2010 national championship run. Current was instrumental in the development of outfielders Carlos Cortes, TJ Hopkins and Brady Allen, all of whom were drafted in the top 10 rounds, with Hopkins reaching the Major Leagues. In all, 11 of the hitters Current worked with in his two seasons as hitting coach went on to be drafted.

Prior to his time at South Carolina, Current spent three seasons at the University of South Florida, serving as the team's assistant coach, recruiting coordinator, hitting coach and worked with the outfielders. From 2015-17, Current helped the Bulls make a pair of NCAA Tournament appearances, breaking a 12-year drought. In his final season in 2017, the Bulls won 42 games, which was the program's highest win total since 1996 and also cracked the *D1Baseball* Top 25 for the first time in program history.

During his time at USF, Current helped Kevin Merrell become the third-highest drafted player in program history (33rd overall by the Oakland Athletic). Merrell was also named an All-American by four different publications. He also played a major role in the development of David Villar and Coco Montes, both of whom have since reached the Major Leagues.

Current arrived at USF after playing a major role in the transformation of the Illinois State program during a nine-year stint in Normal. Over his final five seasons, ISU racked up 173 wins and picked up a pair of Missouri Valley Conference regular season championships, an MVC tournament title and twice set the program's record for wins. Illinois State hitters led the MVC in runs scored and OPS three times in his final four seasons, while 19 Redbird position players earned All-MVC honors and 10 were named first team all-conference, both were more than any other MVC team over that time period.

A total of 53 student-athletes earned All-MVC honors under Current at Illinois State, including Kevin Tokarski who became the first Redbird ever to win MVC Player of the Year honors in 2010 and Paul DeJong who went on to place second in the 2017 NL Rookie of the Year balloting and was named an NL All-Star in 2019.

Current has helped seven teams reach the NCAA Tournament, including two Super Regional berths. He has also seen 76 of his players drafted, including three 1st round picks, 28 top 10 round picks and 13 of whom have reached the Major Leagues. Twice he has helped programs set a record for draft picks in a single season - six at Illinois State in 2014 and 10 at South Carolina in 2018. In addition, he has overseen four nationally ranked recruiting classes as recruiting coordinator: 2015 (6th), 2018 (12th), 2019 (3rd) and 2020 (5th).

Current, who earned his master's degree in sport management from Illinois State in May 2007 and bachelor's degree in communication from Blackburn College in May 2005, resides in Elkhorn with his wife, Heather, and their children Evelyn and Cooper.

Current's Résumé

- Assistant Coach, Creighton (2024-present)
- Hitting Coach
- Recruiting Coordinator
- Director of Player Development, South Carolina (2020-24)
- Assistant Coach, South Carolina (2018-20)
- Hitting Coach
- Recruiting Coordinator
- Assistant Coach, South Florida (2015-17)
- Hitting Coach
- Recruiting Coordinator
- Assistant Coach, Illinois State (2005-14)



Assistant Coach Will McGillis



Will McGillis

Assistant Coach
Southern Miss (2022) • First Season at Creighton

Will McGillis joined the Creighton staff in the fall of 2025. He played for Kingston at South Carolina during the 2023 season and spent four seasons at Southern Miss. (2019-22).

Following his collegiate career, McGillis signed a free agent contract with the Los Angeles Angels of Anaheim, playing two seasons in the Angels system. Will climbed the Angels system to the high-A affiliate (Tri-City Dust Devils).

McGillis' Résumé

• Assistant Coach,
Creighton (2025-present)

Collegiate Career

- South Carolina (2023)
- Southern Miss (2019-22)



With South Carolina in 2023, McGillis played in 31 games with 29 starts. He closed the season hitting .313 with 29 runs scored, four doubles, 14 home runs and 30 RBI. He connected on a pair of home runs on Opening Day in a win over UMass Lowell, then broke a 5-5 tie with a home run in a win over Penn. The highlight of his season with the Gamecocks came when it mattered most, blasting two home runs in game one of the Gainesville Super Regional against Florida.

McGillis earned his Bachelors in business from Southern Miss in 2021 as well as an MBA from Southern Miss 2022. He went on to earn a second Masters in coaching education from South Carolina in 2023.

Will and his wife, Sarah Lane, reside in Omaha.





Curtis Self

Athletic Trainer
Coe College (2000) • 17th Season at Creighton

Curtis Self is in his 17th year with Creighton, serving as the athletic trainer for baseball. He is also the insurance coordinator.

A certified athletic trainer and has been a member of the National Athletic Trainers Association since 1998, Self is an approved clinical instructor through CAAHEP as well as CPR and AED certified.

Self was an associate athletic trainer at College of Charleston in Charleston, S.C., from 2002-08.

While at Charleston, he was the facility coordinator of the Patriots Point Athletic Training room with sport assignments for the baseball and women's tennis teams. Prior to his stint at College of Charleston, Self served as an athletic trainer for the Texas Rangers Minor League Baseball Club for two seasons. With the Texas Rangers he was responsible for the evaluation, treatment and rehabilitation associated with the rookie classification Gulf Coast Rangers.

Self was a graduate assistant at Western Michigan University where he earned his Master of Arts degree in physical education and recreation with an athletic training emphasis in 2002. He graduated from Coe College in Cedar Rapids, Iowa, with a Bachelor of Arts degree in physical education and athletic training in May 2000. While an athletic training student at Coe College, he was also a member of the men's swim team.

Originally from Grand Island, Neb., Self and his wife, Kristine, reside in Omaha. The couple have two yellow labs, Gunner and Linus.



Jeffrey Sapakoff

Athletic Performance Assistant Coach
College of Charleston (2020) • 1st Season at Creighton

Sapakoff returned to Creighton in the fall of 2025, beginning his first season as a full-time staff member. Jeffrey works specifically with the Bluejays' baseball team and assists with the cross country as well as track and field programs.

A 2020 graduate of College of Charleston, Sapakoff earned his bachelor's of science in exercise science. His professional journey began as an intern with the Cougars' Baseball team during the 2019 and 2020 seasons. Jeffrey went on to serve as an intern at TCU during the 2020-21 season, working with both Baseball as well as Football.

Jeffrey came to Creighton to begin his graduate studies as a GA in the fall of 2021. As a Bluejay he worked with Tennis, Cross Country, Men's Golf, Rowing and assisted with Baseball.

Sapakoff moved on to South Dakota State to complete his Master's in Nutrition and Exercise Science in 2025, working with the Jackrabbit National Championship Football squad in 2023. He also worked with SDSU's Baseball and Wrestling teams, helping five Wrestling All-Americans.

His professional journey has also brought Sapakoff his USA Weightlifting Level 1 Coaching certification as well as his CSCS through the NSCA.



Chris Baillargeon



22 • Chris Baillargeon

Gr. • UTL • 6-0 • 195 • R/R

Staten Island, New York (Xaverian HS/Holy Cross)

Full Name: Christopher Thomas Baillargeon

Parents: Vanessa and Sonny Baillargeon

Preferred Name: Chris

Siblings: Nick and Veronica

Major: Business Analytics

2022-25 (Holy Cross)

- In his final season with the Crusaders, Holy Cross was named 2025 Patriot League Regular Season Champion and went on to win the 2025 Patriot League Tournament.
- Holy Cross also played in the 2025 Chapel Hill Regional in Baillargeon's senior season with Holy Cross.
- The 2025 season saw Chris make 58 appearances at first base. He ended the season with career-high stats in batting average (.376), hits (77), runs (39), doubles (18), RBI (52) and stolen bases (5).
- Chris was recognized as the Hop Riopel award winner (team MVP) and All-Patriot First Team.
- In the 2024 season, Baillargeon was named to All-Patriot League Second Team and led the Crusaders with six home runs runs, six doubles and a triple.
- Over his freshman and sophomore years with the Crusaders, Chris played in 46 combined contests and made 31 starts.
- In the classroom, Chris was a member of the Patriot League Academic Honor Roll in 2024 and 2025.

2017-21 (Xaverian HS)

- Baillargeon earned First Team All-City honors in 2020 and 2021.
- Over his 53 games with the Clippers, Chris collected a .359 average, posting a .445 on-base percentage, 51 total hits and 36 RBI.
- Chris claimed three baseball letters while playing at Xaverian.

Getting to Know Chris Baillargeon

- **What is your favorite food?** Chicken cutlets
- **Who is your favorite MLB team?** New York Yankees
- **Who was your favorite athlete growing up?** Derek Jeter
- **Where did you first fall in love with baseball, and who put the first glove in your hand?** First fell in love with baseball from a very young age in my grandpa's backyard, and he was the one who put the first glove in my hand.
- **Who is the GOAT of baseball?** Barry Bonds
- **What's your favorite restaurant in Omaha?** Omaha Tap House
- **If you didn't play baseball, what other sport would you have played?** Golf
- **What's your earliest baseball memory that still sticks with you today?** Hitting my first home run in Little League All-Stars at 10 years old in the New York State Playoffs.
- **What's a hobby or talent you have that people wouldn't expect from a baseball player?** I love to play video games with my buddies.



Baillargeon' Career Statistics (2022-25 at Holy Cross)

Year	AVG	GP-GS	AB	R	H	2B	3B	HR	RBI	SLG%	BB	HBP	SO	GDP	OB%	SF	SH	SB-ATT	PO	A	E	FLD%
2022	.263	7-5	19	2	5	1	0	0	2	.316	2	0	2	1	.333	0	0	0-0	4	0	0	1.000
2023	.307	39-26	114	12	35	10	1	1	23	.439	12	1	23	0	.378	0	1	1-2	95	3	2	.980
2024	.264	50-49	163	39	43	6	1	6	32	.423	49	8	36	3	.448	3	0	0-0	264	13	2	.993
2025	.376	58-57	205	39	77	18	0	3	52	.507	38	14	48	3	.490	6	0	5-6	377	27	7	.983
Total	.319	154-137	501	92	160	35	2	10	109	.457	101	23	109	7	.448	9	1	6-8	740	43	11	.986

Teddy Deters



4 • Teddy Deters

Gr. • OF • 6-2 • 210 • R/R
Orono, Minnesota (Orono HS/Xavier)

Full Name: Theodore James Deters

Parents: Kelly and Jeff Deters

Major: Finance

Siblings: Haley, Hannah and Tommy

2025 (Senior)

- Teddy appeared in 56 games, including 55 starts during the 2025 season.
- He delivered multi-hit efforts in 13 contests, closing the season with a .248 average, as well as 50 hits and 33 RBI.
- Deters ended the 2025 campaign with a season-high 21-game reached base streak.
- He shared the team-high in triples with Nolan Sailors, each recording four.
- Deters placed fifth on the team in runs scored for Creighton, totaling 43.
- In the 14-2 victory against Connecticut on April 5, Teddy had three runs scored and two RBI.
- He had another standout game on May 13 at Omaha, going 3-for-4 with six RBI in Creighton's 19-3 win.
- The outfielder hit three homers over the course of the season, with all of those games leading to Creighton wins.
- On Feb. 5th, Deters was one of two Bluejays named to the *D1Baseball's* Top 100 Outfielders list.

2024 (Junior)

- Teddy was the only Bluejay to start all 52 games with 49 of those starts in right field and three as the designated hitter.
- Putting up high numbers for the Bluejays, Deters led the team in homers (10), total bases gained (112) and tied for the team lead in triples (4), while ranking second in hits (60), RBI (48) and doubles (14).
- Deters finished the season with a .305 batting average, the fourth-highest on the team, in 197 at bats.
- Teddy was one of just two players to have two games with five or more RBI, collecting a total of 11 multi-RBI games.
- He was second on the team with 17 multi-hit games and boasted the longest hitting streak at 22 straight contests.
- Deters blasted a pair of home runs, including a grand slam in the top of the ninth inning to guide the Bluejays to a 6-4 victory over Nebraska on April 16.
- In an eventful ninth inning at Stanford on March 24, Deters sparked the Jays comeback with one of his two triples in the game to drive in two runs in the Bluejays' 8-2 win over the Cardinal.

2022-23 (Xavier)

- Over two seasons at Xavier, Deters appeared in 26 games with nine starts.
- During the 2023 season he hit .316 with 12 hits, two home runs and 10 RBI. Teddy was flawless in the field with 14 chances over two seasons.

2018-21 (Orono HS)

- A four-year letterwinner in both baseball and football for the Spartans, Deters was his squad's Defensive MVP as a sophomore and named Metro West All-Conference as a senior.
- Deters was the Spartans starting quarterback as a junior and senior.

Getting to Know Teddy Deters

- **What is your favorite food?** Steak
- **Who is your favorite MLB team?** Minnesota Twins
- **Who was your favorite athlete growing up?** Mike Trout
- **Where did you first fall in love with baseball, and who put the first glove in your hand?** I first fell in love with baseball playing Wiffle Ball in the backyard. My dad was the first one to put a glove on my hand.
- **Who is the GOAT of baseball?** Babe Ruth
- **What's your favorite restaurant in Omaha?** Texas De Brazil
- **If you didn't play baseball, what other sport would you have played?** Football or Hockey
- **What's your earliest baseball memory that still sticks with you today?-** Going and playing in a tournament in Cooperstown when I was in Little League.
- **What's a hobby or talent you have that people wouldn't expect from a baseball player?** I enjoy playing Chess
- **Special meaning behind your number:** It's been my number since I was eight.
- Teddy's brother (Tommy) and Dad (Jeff) played Division III football at St. John's University (Minnesota).



Deters' Career Statistics (2022-23 at Xavier, 2024-25 at Creighton)

Year	AVG	GP-GS	AB	R	H	2B	3B	HR	RBI	SLG%	BB	HBP	SO	GDP	OB%	SF	SH	SB-ATT	PO	A	E	FLD%
2022	.300	7-1	10	0	3	1	0	0	0	.400	0	0	6	0	.300	0	0	0-0	4	1	0	1.000
2023	.316	19-8	38	11	12	1	1	2	10	.553	4	0	13	2	.372	1	0	0-0	8	1	0	1.000
2024	.305	52-52	197	38	60	14	4	10	48	.569	35	8	46	1	.422	4	0	9-9	96	2	1	.990
2025	.248	56-55	202	43	50	6	4	3	33	.361	36	10	49	5	.379	5	0	1-5	115	2	3	.975
Total	.280	134-116	447	92	125	22	9	15	91	.470	75	18	114	8	.396	10	0	10-14	223	6	4	.983

Tate Gillen



20 • Tate Gillen

Sr. • OF • 6-1 • 205 • L/L
Overland Park, Kansas (Blue Valley HS)

Full Name: John Tate Gillen

Parents: Melissa and Justin Gillen

Major: Financial Technology

2025 (Junior)

- One of only three players for the Bluejays to start in all 59 games, Gillen had 238 at-bats and 63 hits, leading to a batting average of .265.
- Tate was third on the team in hits (63), runs scored (46) and doubles (13).
- He was also fifth for the Bluejays in RBI (40) and home runs (5).
- Tate delivered 17 multi-hit games, including four contests with three hits.
- He posted 10 multi-RBI contests, with two games of three RBI or more.
- In a 12-7 win against Butler on May 2, Gillen scored three runs, recorded three hits and stole three bases.
- On May 17, Tate helped Creighton to a 12-1 win, going 2-for-4 with two runs scored and three RBI.
- Tate went 3-for-5 with two runs scored and two RBI in the Bluejays' 11-4 win over Kansas in the NCAA Regionals on May 31.

2024 (Sophomore)

- Leading Creighton to a 2-0 start at the season opener vs. Coppin State, Tate went 5-for-7 (.714), recording four runs scored, two stolen bases, and five RBI, which earned him BIG EAST Player of the Week on February 19.
- Gillen played in 33 games, earning 32 starts, 27 of those in center field where he ended the season with a perfect fielding percentage.
- At the plate, he slashed .319/.480/.451 scoring 35 runs, including two home runs, five doubles, two triples, 27 RBI and 12 stolen bases.
- Tate delivered 11 multi-hit games, being one of five Bluejays to have four hits in one game, and seven multi-RBI games.

2023 (Redshirt Freshman)

- Tate appeared in 34 contests, including 24 starts, closing the season third on the team with a .299 average.
- Gillen had 23 hits, 19 runs scored, four doubles and seven RBI.
- Before his season was cut short on April 25, Tate was hitting his stride with six hits and six runs scored over four games (6-for-11 against St. John's and UNLV).
- His best game of the season came against Georgetown in Creighton's 15-11 victory on April 14, delivering three hits (3-for-4) with an RBI and two runs scored.
- Gillen also posted a three-hit performance (3-for-3) to help the Bluejays best Minnesota 5-2 on March 24.

2022 (Freshman)

- After playing four games, Gillen missed the rest of the season due to injury.
- Making his first career start in center field in the season opener against Portland on Feb. 18, Tate went 1-for-3 at the plate with his first career hit, a single.

2017-21 (Blue Valley HS)

- Gillen was considered a top-20 player in Kansas by both *Prep Baseball Report* and *Perfect Game* and ranked in the top-five among outfielders in his class.
- Tate led the Tigers to a Kansas 6A State Championship title during his senior season.
- Gillen batted .389 in 2021 and earned First Team All-Eastern Kansas League and First Team All-State.
- Tate, a three-year letter winner on Blue Valley's baseball team and star on the Tigers football team, was selected BVHS Athlete of the Year his senior year.

Getting to Know Tate Gillen

- **What is your favorite food?** Steak
- **Who is your favorite MLB team?** Kansas City Royals
- **Who was your favorite athlete growing up?** Alex Gordon
- **Where did you first fall in love with baseball, and who put the first glove in your hand?** 7u machine pitch, my dad
- **Who is the GOAT of baseball?** Shohei Ohtani
- **What's your favorite restaurant in Omaha?** Blue Sushi
- **If you didn't play baseball, what other sport would you have played?** Football
- **What's your earliest baseball memory that still sticks with you today?** 7u, First Home Run
- **What's a hobby or talent you have that people wouldn't expect from a baseball player?** I can solve a Rubik's Cube



Gillen's Career Statistics

Year	AVG	GP-GS	AB	R	H	2B	3B	HR	RBI	SLG%	BB	HBP	SO	GDP	OB%	SF	SH	SB-ATT	PO	A	E	FLD%
2022	.143	4-2	7	0	1	0	0	0	0	.143	1	0	2	0	.250	0	0	0-0	3	0	0	1.000
2023	.299	34-24	77	19	23	4	0	0	7	.351	16	6	12	1	.455	0	6	4-4	51	2	1	.981
2024	.319	33-32	113	35	36	5	2	2	27	.451	31	4	21	0	.480	0	2	12-17	58	1	0	1.000
2025	.265	59-59	238	46	63	13	1	5	40	.391	40	6	49	1	.377	5	3	14-19	134	5	2	.986
Total	.283	130-117	435	100	123	22	3	7	74	.395	88	16	84	2	.417	5	11	30-40	246	8	3	.988

Rocco Gump



15 • Rocco Gump

Gr. • INF • 6-3 • 190 • L/R

Chandler, Ariz. (Seton Catholic Prep/Yavapai CC/Pima CC/Northwestern State)

Full Name: Rocco Sante Gump

Parents: Jenna and Chris Rump

Grad Work: Business - MBA

Sibling: Bella

2024-25 (Northwestern State)

- In his final season with the Demons, Gump started all 56 games at third base.
- In the 2025 season, Rocco recorded 24 hit by pitches, setting a Northwestern State single-season record
- Rocco spearheaded his team in 2025 with 54 RBI and was second with 19 stolen bases as well as 10 doubles.
- Gump played in 55 games and started 54 in his first season with the Demons.
- The 2024 campaign saw Gump rank second on the team with 12 doubles and 44 RBI.
- Rocco was a two-time All-Southland Conference select.

2023 (Pima CC)

- Rocco appeared in 55 games, hitting .318 with 49 hits and 36 RBI during one season at Pima CC.
- He closed the 2023 campaign with 12 extra-base hits (seven doubles, four triples and one home run) as well as 13 stolen bases.

2022 (Yavapai CC)

- He appeared in 41 games, hitting .337 with 21 runs scored, 31 hits, nine doubles, one triple, two homers, 20 RBI and 12 walks.

2016-20 (Seton Hall Catholic Prep)

- Gump earned a .425 batting average over his career at Seton Hall Catholic Prep.
- While playing for the Sentinels, Rocco earned three letters in baseball.
- Outside of baseball, Gump played four years of varsity golf.

Getting to Know Rocco Gump

- **What is your favorite food?** Pasta
- **Who is your favorite MLB team?** Arizona Diamondbacks
- **Who was your favorite athlete growing up?** Justin Upton
- **Where did you first fall in love with baseball, and who put the first glove in your hand?** My dad introduced me to the game.
- **Who is the GOAT of baseball?** Shohei Ohtani
- **What's your favorite restaurant in Omaha?** J. Gilbert's
- **If you didn't play baseball, what other sport would you have played?** Golf
- **What's your earliest baseball memory that still sticks with you today?** My first home run.
- **What's a hobby or talent you have that people wouldn't expect from a baseball player?** I'm a single-digit handicap in golf.



Gump's Career Statistics (2024-25 at Northwestern State)

Year	AVG	GP-GS	AB	R	H	2B	3B	HR	RBI	SLG%	BB	HBP	SO	GDP	OB%	SF	SH	SB-ATT	PO	A	E	FLD%
2024	.285	55-54	193	44	55	12	3	6	44	.472	25	14	49	2	.403	1	6	7-9	57	99	2	.987
2025	.303	56-56	208	47	63	10	4	8	54	.505	26	24	35	1	.433	3	5	19-23	48	117	14	.922
Total	.294	111-110	401	91	118	22	7	14	98	.489	51	38	84	3	.419	4	11	26-32	105	216	16	.953

Joe Hauser



18 • Joe Hauser

Gr. • RHP • 6-2 • 200 • R/R

Waunakee, Wisconsin (Waunakee HS/Arizona State/Minnesota)

Full Name: Joseph William Hauser

Parents: Steve and Lauri Hauser

Undergrad Degree: Finance

Sibling: Ben

Grad Work: Organizational Leadership

2025 (Creighton)

- As a right-handed pitcher, Hauser made eight appearances and pitched six innings for the Bluejays.
- Joe chose to use his graduate year of eligibility and come back for the 2026 season.

2022-2024 (Minnesota)

- Joe earned Academic All-Big Ten honors for the 2023 and 2024 seasons.
- In 2023, he made five appearances on the mound posting a 4.66 ERA with eight strikeouts in 9.2 innings pitched before getting injured.

2021 (Arizona State)

- During his year at ASU, he made 10 appearances, including six starts where he pitched a total of 16.1 innings with 14 strikeouts and seven walks.

2017-2020 (Waunakee HS)

- Joe was named to the *Perfect Game* Preseason All-American Second Team All-Region for the Central Region.
- He was listed as seventh overall prospect by *Perfect Game* and *Prep Baseball* listed him as the second best prospect at shortstop in Wisconsin.
- As a pitcher, he limited his opposing batters to an average of just .171 through 9.1 innings.
- Hauser was also active in his high school through four years of football and one year of basketball.
- Joe held membership in National Honor Society and Fellowship of Christian Athletes.

Getting to Know Joe Hauser

- **What is your favorite food?** Ribeye
- **Who is your favorite MLB team?** Chicago Cubs
- **Who was your favorite athlete growing up?** LeBron James
- **Where did you first fall in love with baseball, and who put the first glove in your hand?** Going to Madison College games when my dad was the coach/athletic director. My parents first put a glove in my hand.
- **Who is the GOAT of baseball?** Shohei Ohtani
- **What's your favorite restaurant in Omaha?** Avoli
- **If you didn't play baseball, what other sport would you have played?** Football
- **What's your earliest baseball memory that still sticks with you today?** Sitting in the dugout with my dad at Madison College games.
- **What's a hobby or talent you have that people wouldn't expect from a baseball player?** I can play the piano.



Hauser's Career Statistics (2021 at Arizona State, 2022-24 at Minnesota, 2025 at Creighton)

Year	W-L	ERA	APP	GS	CG	SHO	SV	IP	H	R	ER	BB	SO	2B	3B	HR	OppBA	WP	HBP	BK
2021	0-2	7.71	10	6	0	0/0	0	16.1	19	16	14	7	14	1	1	6	.288	3	3	0
2022	Did not pitch																			
2023	0-0	4.66	5	0	0	0/0	0	9.2	8	7	5	4	8	3	0	1	.211	2	2	0
2024	Did not play - Injured																			
2025	0-1	10.50	8	0	0	0/0	0	6.0	4	7	7	8	2	1	0	0	.200	5	3	0
Total	0-3	7.31	23	6	0	0/0	0	32.0	31	30	26	19	24	5	1	7	.250	10	8	0

Ben North



11 • Ben North

Gr. • INF • 6-0 • 200 • R/R
Woodbury, Minnesota (East Ridge HS)

Full Name: Benjamin Kent North

Parents: Anne and Brad North

Major: Finance

Siblings: Henry and Julia

2025 (Junior)

- Starting in all 59 games of the season, Ben was top five for the Bluejays with an average of .289 and ranked second in home runs with eight.
- With the most at-bats on the team (239), North also recorded the highest number of RBI (59) and was second in both runs (48) and hits (69).
- The shortstop led the team with 16 multi-RBI games and also swiped 15 bases.
- In an 11-7 win over Connecticut on April 6, he raised his average to a season-high of .362, with three RBI, two hits and one run scored.
- In a dominating 19-3 win on May 13, North had five RBI, two runs and two doubles to help complete the victory over Omaha.
- On April 18, North earned a spot on the Brooks Wallace Watch List.

2024 (Sophomore)

- After three wins at the Sugar Land Classic against Houston Christian, UTSA and UIC, Ben earned BIG EAST Player of the Week going 5-for-7 (.714) and an on-base percentage of .778.
- Ben started in 51 games, closing the year with a .283 batting average. He blasted seven doubles and picked up one triple.
- North scored 44 runs, delivered 45 RBI and hit six home runs.
- During a 22-1 win against Houston Christian on Feb. 23 Ben went 3-for-4 and tied a program record with 10 RBI, with two grand slams and 11 total bases.
- On defense, North helped turn six double plays, the fourth-most on the team and recorded 98 assists, the second most on the team.

2023 (Redshirt Freshman)

- Ben appeared in all 49 games for Creighton during the 2023 season, earning 48 starts.
- North closed the season hitting .173 with 27 hits, six doubles, two home runs and 13 RBI.
- A stellar defender at third base, North logged 100 assists.
- His best efforts of the season came with three hit performances against St. John's in a 12-7 win on April 21 and at Wichita State on March 18 in Creighton's 13-6 win.

2022 (Freshman)

- North started at third base twice and made three total appearances in 2022, but missed significant time with a knee injury.
- In a pinch-hit opportunity against The Citadel on April 1, Ben collected his first career knock, a go-ahead RBI single.
- North finished the season with a perfect fielding percentage.

2017-21 (East Ridge HS)

- North lettered in baseball all four years while at East Ridge, earning All-Suburban East Conference honors all four seasons.
- In his sophomore season, Ben helped the Raptors to a Minnesota state championship and was named to the All-Class 4A tournament team.
- North collected All-Section and All-State honors in his sophomore, junior, and senior seasons, even being named a finalist for Minnesota's Mr. Baseball award
- Ben was a three-sport athlete at East Ridge, playing basketball and football on top of baseball.

Getting to Know Ben North

- What is your favorite food?** Steak
- Who is your favorite MLB team?** Minnesota Twins
- Who was your favorite athlete growing up?** Cal Ripken Jr.
- Where did you first fall in love with baseball, and who put the first glove in your hand?** When I was four; my parents
- Who is the GOAT of baseball?** Shohei Ohtani
- What's your favorite restaurant in Omaha?** Mahogany Prime
- If you didn't play baseball, what other sport would you have played?** Football
- What's your earliest baseball memory that still sticks with you today?** Going to Twins games with my dad and brother.
- What's a hobby or talent you have that people wouldn't expect from a baseball player?** Golf



North's Career Statistics

Year	AVG	GP-GS	AB	R	H	2B	3B	HR	RBI	SLG%	BB	HBP	SO	GDP	OB%	SF	SH	SB-ATT	PO	A	E	FLD%
2022	.200	3-2	5	0	1	0	0	0	1	.200	0	0	3	0	.200	0	0	0-0	2	4	0	1.000
2023	.173	49-48	156	27	27	6	1	3	13	.263	19	12	47	2	.309	1	5	2-4	33	100	7	.950
2024	.283	52-51	173	44	49	7	1	6	45	.439	19	13	59	3	.386	5	4	3-6	50	98	10	.937
2025	.289	59-59	239	48	69	17	1	8	59	.469	28	8	64	2	.378	3	0	15-17	100	161	16	.942
Total	.255	163-160	573	119	146	30	3	17	118	.401	66	33	173	7	.360	9	9	20-27	185	363	33	.943

Low Rice



3 • Lew Rice

Gr. • OF • 5-10 • 180 • L/R

St. George, South Carolina (IMG Academy/Whittier College/Charleston Southern)

Full Name: Lewis Carter Rice

Parent: Jim Rice

Preferred Name: Lew

Sibling: Brent

Grad Work: Organizational Leadership

2025 (Charleston Southern)

- Rice appeared in 49 games for the Buccaneers, starting 38 and recording 142 at-bats.
- Lew earned a spot on the 2025 Big South All-Tournament Team, going 9-for-20 (.450) with 11 RBI. He delivered eight RBI in an 18-8 win over High Point on May 23 to reach the Big South Championship.
- He closed the season with a .324 average, delivering 46 hits, scored 39 runs and accounted for seven doubles, five triples and six home runs.
- Another strong performance from Rice saw him go 4-for-6 with four runs scored in a 19-4 win.

2022-24 (Whittier College)


- In 2024, the outfielder claimed First Team All-SCIAC and SCIAC Conference Battling Title (.420) honors.
- The 2023 season saw Lew collect three accolades in his first true season with the Buccaneers. The South Carolina native won 2023 First Team All-SCIAC (South Carolina Intercollegiate Athletic Conference), SCIAC New-comer of the Year and Second Team All-Region honors.
- Rice did not play in 2022, opting to take a gap year from both baseball and school to foster his interests in media, cinematography and creative services.
- Whittier College did not play baseball during the 2021 season and Rice also didn't play in 2020 due to the COVID-19 pandemic.

2016-20 (IMG Academy)

- Rice lettered in baseball four times while playing for the Ascenders.
- IMG Academy won the High School State Championship during Rice's time there.
- Lew was a multi-sport athlete, playing football and basketball in addition to being on the baseball field.

Getting to Know Lew Rice

- **What is your favorite food?** Hibachi
- **Who is your favorite MLB team?** Atlanta Braves
- **Who was your favorite athlete growing up?** Chipper Jones
- **Where did you first fall in love with baseball, and who put the first glove in your hand?** My dad
- **Who is the GOAT of baseball?** Barry Bonds
- **What's your favorite restaurant in Omaha?** Old Matt
- **If you didn't play baseball, what other sport would you have played?** Basketball
- **What's your earliest baseball memory that still sticks with you today?** First home run
- **What's a hobby or talent you have that people wouldn't expect from a baseball player?** Videography



Rice's Career Statistics (2025 at Charleston Southern)

Year	AVG	GP-GS	AB	R	H	2B	3B	HR	RBI	SLG%	BB	HBP	SO	GDP	OB%	SF	SH	SB-ATT	PO	A	E	FLD%
2025	.324	49-38	142	39	46	7	5	6	33	.570	35	2	21	2	.461	1	1	11-16	99	2	0	1.000
Total	.324	49-38	142	39	46	7	5	6	33	.570	35	2	21	2	.461	1	1	11-16	99	2	0	1.000

Jimmy Burke



31 • Jimmy Burke

R-Sr. • RHP • 6-5 • 220 • R/R

Orland Park, Illinois (Carl Sandburg HS/South Suburban CC)

Full Name: James Thomas Burke Jr.

Parents: Jeannie and Jim Burke

Major: Computer Science

Siblings: Allison and Kate

2025 (Senior)

- In 22 appearances, Burke threw 49.2 innings and posted a 4.35 ERA and a 5-1 record
- Burke allowed 24 earned runs on 54 hits and recorded 38 strikeouts in 2025.
- Jimmy picked up his first win of the season against UC Davis on March 9, notching two strikeouts and didn't allow a run.
- Against Nebraska on April 1, Jimmy tossed a pair of hitless frames in Creighton's 9-5 win to earn his second win.
- Burke collected wins in consecutive games, with 1.1 and 1.0 innings of relief in the Bluejays' 4-3 victories over St. John's on April 18 and 19.

2024 (Junior)

- Jimmy pitched 41 innings over 16 games, including seven starts.
- During those 41 innings, he allowed only 34 runs on 55 hits, and recorded 28 strikeouts.
- Jimmy had the most assists out of the Bluejays pitchers with seven, and ended the season with a perfect fielding percentage.
- Burke threw his best game in a 9-2 win against Portland on March 10 with four scoreless innings and four strikeouts.

2022-23 (South Suburban CC)

- Burke saw time in 27 games while playing for the Bulldogs, all starts.
- He logged a combined 161 innings over two seasons, notching 129 strikeouts and a 3.91 ERA.
- Burke helped South Suburban become the District Runner-Up in 2023.
- He was an NJCAA All-American nominee and the Region 4 MVP as a freshman.

2018-21 (Carl Sandburg HS)

- Jimmy earned three letters with the Eagles in baseball (one) and hockey (two).
- Burke claimed the Pitcher of the Year at Carl Sandburg.

Getting to Know Jimmy Burke

- **What is your favorite food?** Carbonara
- **Who is your favorite MLB team?** Chicago White Sox
- **Who was your favorite athlete growing up?** Patrick Kane / Chris Sale
- **Where did you first fall in love with baseball, and who put the first glove in your hand?** Centennial Park, Overland Park, Ill. My dad put the first glove in my hand.
- **Who is the GOAT of baseball?** Shohei Ohtani
- **What's your favorite restaurant in Omaha?** Avoli Osteria
- **If you didn't play baseball, what other sport would you have played?** Hockey
- **What's your earliest baseball memory that still sticks with you today?** Hitting an inside-the-park home run in my first ever travel baseball at bat when I was 9.
- **What's a hobby or talent you have that people wouldn't expect from a baseball player?** I'm an avid Formula 1 enthusiast.



Burke's Career Statistics

Year	W-L	ERA	APP	GS	CG	SHO	SV	IP	H	R	ER	BB	SO	2B	3B	HR	OppBA	WP	HBP	BK
2024	1-2	7.24	16	7	0	0/0	2	41.0	55	34	33	24	28	11	1	3	.320	5	5	0
2025	5-1	4.35	22	4	0	0/2	1	49.2	54	29	24	12	38	4	2	6	.280	0	9	0
Total	6-3	5.66	38	11	0	0/2	3	90.2	109	63	57	36	66	15	3	9	.299	5	14	0

Shane Curtin



30 • Shane Curtin

Sr. • LHP • 6-0 • 160 • L/L
La Grange, Illinois (Mount Carmel HS)

Full Name: Shane Thomas Curtin

Parents: Carey Romanelli and Kevin Curtin

Major: Communications

Sibling: Kevin

2025 (Junior)

- Making 21 appearances in the 2025 season, Curtin pitched 29 innings and recorded a 4.97 ERA.
- Curtin only allowed 16 earned runs and 35 hits with 20 strikeouts.
- Shane delivered 13 scoreless outings, including six of his first seven appearances.
- In a win over Kansas State on March 11, Shane tossed two innings with three strikeouts in the Bluejays' 9-8 win.
- Curtin's longest outing of the season saw the southpaw toss 3.2 innings of scoreless relief against San Francisco in a 5-2 win on March 15.
- Shane collected a season-high four strikeouts in three scoreless innings during NCAA Regionals at Arkansas on May 31.

2024 (Sophomore)

- Shane appeared on the mound in 24 games, tossing 38.1 innings.
- He compiled a 3.52 ERA, allowing just 15 earned runs and 43 hits.
- Curtin threw 16 scoreless innings, recorded 37 strikeouts and tallied three games with four strikeouts or more.
- In a 3-2 win at Stanford on March 25, he tossed two shutdown innings with three strikeouts.

2023 (Freshman)

- Shane saw action in seven games during his freshman campaign.
- He tossed a combined 6.0 innings, posting scoreless outings in his last two contests.
- Curtin hurled a scoreless frame against Butler in the Bluejays' 16-3 road win on April 28.
- He closed the season with four strikeouts and allowed just one extra base hit.

2018-22 (Mount Carmel HS)

- After posting a 1.54 ERA and 4-0 record for the Caravan in his senior season, Curtin was named to all-state and all-district teams.
- Curtin was ranked by *Perfect Game* and *Prep Baseball Report* as Illinois' third-best southpaw in the class of 2022.
- Shane tossed a complete-game no-hitter against Richards on April 16, 2022.

Getting to Know Shane Curtin

- **What is your favorite food?** Steak
- **Who is your favorite MLB team?** Chicago White Sox
- **Who was your favorite athlete growing up?** Mark Buehrle
- **Where did you first fall in love with baseball, and who put the first glove in your hand?** I first fell in love with baseball in my backyard My brother and dad were the first to put a glove in my hand.
- **Who is the GOAT of baseball?** Willie Mays
- **What's your favorite restaurant in Omaha?** Mula
- **If you didn't play baseball, what other sport would you have played?** Basketball
- **What's your earliest baseball memory that still sticks with you today?** Playing wiffle ball every day in my backyard
- **What's a hobby or talent you have that people wouldn't expect from a baseball player?** I love to play basketball and golf any time I can.



Curtin's Career Statistics

Year	W-L	ERA	APP	GS	CG	SHO	SV	IP	H	R	ER	BB	SO	2B	3B	HR	OppBA	WP	HBP	BK
2023	0-0	9.00	7	0	0	0/0	0	6.0	9	7	6	5	4	1	0	0	.346	4	1	0
2024	3-0	3.52	24	0	0	0/0	3	38.1	43	17	15	24	37	8	1	3	.279	6	3	0
2025	1-2	4.97	21	0	0	0/1	1	29.0	35	17	16	16	20	6	1	4	.313	2	2	0
Total	4-2	4.54	52	0	0	0/1	4	73.1	87	41	37	45	61	15	2	7	.298	12	6	0

Ian Koosman



24 • Ian Koosman

Sr. • RHP • 6-1 • 195 • R/R

Willmar, Minnesota (Willmar Senior HS/Paradise Valley CC/Scottsdale CC)

Full Name: Ian Alexander Koosman

Parents: Ryan and Holly Koosman

Major: Communications

Siblings: Lyndi and Mia

2025 (Junior)

- Koosman made 19 appearances, including 10 starts. He tossed 60.1 innings, posting a 5.07 ERA and leading Creighton with nine victories.
- He also finished second on the squad with 59 strikeouts, closing the season with a 9-4 record
- Ian had a stellar performance on March 18, throwing seven shutout innings with nine strikeouts to best South Dakota State 1-0 as he picked up the win.
- The next week at Omaha, Koosman collected seven strikeouts, helping the team to a 10-0 victory.
- He nabbed his sixth win on May 6 with three scoreless innings to start the Bluejays' 8-7 win over Nebraska.
- In an 11-8 win over Xavier on May 22, he threw four strikeouts and bumped his win-loss record up to 8-4.

2024 (Paradise Valley CC)

- Ian was named to the All-ACCAC Second Team, and Division II All-Region First Team.
- At PVCC, Ian pitched 59.1 innings with a 6-1 record in 14 appearances.

2023 (Scottsdale CC)

- While at Scottsdale CC, Koosman allowed 46 hits, 18 walks and delivered a 1.52 ERA with 62 strikeouts.
- In 16 games at SCC, Koosman pitched 27.2 innings, allowing 21 hits.

2018-22 (Willmar HS)

- His senior year he played in 19 games, batting .373 with 16 runs, three doubles, one triple, one home run, seven RBI, and six stolen bases.
- During his junior year, Ian pitched 37.2 innings in 25 total appearances, allowing 30 hits and 18 runs, ending with a 2.79 ERA.

Getting to Know Ian Koosman

- **What is your favorite food?** Pizza
- **Who is your favorite MLB team?** Minnesota Twins
- **Who was your favorite athlete growing up?** Zack Greinke
- **Where did you first fall in love with baseball, and who put the first glove in your hand?** Playing catch with my dad when I was little.
- **Who is the GOAT of baseball?** Barry Bonds
- **What's your favorite restaurant in Omaha?** Avoli
- **If you didn't play baseball, what other sport would you have played?** Hockey
- **What's your earliest baseball memory that still sticks with you today?** Road trips with the family to tournaments.
- **What's a hobby or talent you have that people wouldn't expect from a baseball player?** I like to surf in the summer.
- Ian's great uncle, Jerry Koosman, was a member of the "Miracle Mets" that won the 1969 World Series.



Koosman's Career Statistics

Year	W-L	ERA	APP	GS	CG	SHO	SV	IP	H	R	ER	BB	SO	2B	3B	HR	OppBA	WP	HBP	BK
2025	9-4	5.07	19	10	0	0/2	1	60.1	49	34	34	22	59	7	0	4	.222	11	13	0
Total	9-4	5.07	19	10	0	0/2	1	60.1	49	34	34	22	59	7	0	4	.222	11	13	0

Nate McHugh



5 • Nate McHugh

Sr. • C • 5-10 • 200 • R/R

Franktown, Colorado (Regis Jesuit HS/Iowa Western/Boston College)

Full Name: Nathan Johnston McHugh

Parents: Matt and Marla McHugh

Major: Economics

Sibling: Jake

2025 (Junior)

- Nate appeared in 42 games, making 31 starts.
- McHugh logged 111 at-bats, hit .270, collected 24 RBI and 30 hits.
- The junior delivered nine games with multiple hits and six multi-RBI performances.
- He launched two home runs against Portland in the second game of a doubleheader on Feb. 21.
- Against UC Davis on March 9, McHugh had six RBI, blasting a grand slam in the Bluejays' 9-3 win over UC Davis.
- He delivered three RBI in the Bluejays' 11-8 win over Samford on March 29 in 10 innings.
- In Creighton's 6-3 victory against Villanova on April 26th, McHugh added another home run going 2-for-4.

2024 (Boston College)

- At Boston College Nate played in six games, starting two and posting a .333 batting average.
- During those games, he recorded two hits, two runs and two RBI.

2023 (Iowa Western CC)

- Nate appeared in 21 games at Iowa Western during his freshman season.
- He held a .341 batting average with two doubles, eight RBI with a total of 41 at-bats.

2019-22 (Regis Jesuit HS)

- McHugh earned First Team All-Conference honors, First Team Academic All-State and All-State Honorable Mention during his senior year.
- As a senior he finished hitting .455 with three home runs and 24 RBI.
- He graduated Cum Laude with a 3.6 GPA and also played on the football team during his freshman year.

Getting to Know Nate McHugh

- **What is your favorite food?** Mexican food
- **Who is your favorite MLB team?** St. Louis Cardinals
- **Who was your favorite athlete growing up?** Yadier Molina
- **Where did you first fall in love with baseball, and who put the first glove in your hand?** I have loved baseball as long as I can remember. My dad put the first glove in my hand
- **Who is the GOAT of baseball?** Mike Trout
- **What's your favorite restaurant in Omaha?** Mula
- **If you didn't play baseball, what other sport would you have played?** Hockey
- **What's your earliest baseball memory that still sticks with you today?** Winning the state tournament
- **What's a hobby or talent you have that people wouldn't expect from a baseball player?** I play the guitar.



McHugh's Career Statistics (2024 at Boston College, 2025 at Creighton)

Year	AVG	GP-GS	AB	R	H	2B	3B	HR	RBI	SLG%	BB	HBP	SO	GDP	OB%	SF	SH	SB-ATT	PO	A	E	FLD%
2024	.333	6-2	6	2	2	0	0	0	2	.333	2	0	2	0	.500	0	1	0-0	15	0	0	1.000
2025	.270	42-31	111	17	30	2	0	5	24	.423	20	7	19	3	.404	3	0	3-3	134	13	1	.993
Total	.274	48-33	117	19	32	2	0	5	26	.419	22	7	21	3	.409	3	1	3-3	149	13	1	.994

JT Adams



37 • JT Adams

Jr. • RHP • 6-2 • 210 • L/R
Olathe, Kansas (Olathe North HS/Fort Scott CC)

Full Name: Jonathan Thomas Adams

Parents: Lisa and Nate Adams

Preferred Name: JT Adams

Sibling: Hannah

Major: Economics

2024-25 (Fort Scott Community College)

- In two years with the Greyhounds, Adams started 13 games. He recorded a 6-4 record on the mound.
- JT pitched 54.1 innings with Fort Scott CC, recording 44 strikeouts and averaging 7.29 K's per game.
- Adams made the honor roll all four semesters at Fort Scott CC.

2019-23 (Olathe North HS)

- JT's senior year at Olathe North, the Eagles were 2023 District Champions and placed fifth at State.
- In 2022, Adams was named All-Sunflower League Honorable Mention.
- While playing with the Eagles, JT was also a *Perfect Game* Top 500 Junior College Prospect.
- Adams earned three baseball letters, the fourth was prevented due to COVID-19 his freshman year.
- Other than baseball, JT played football his freshman and sophomore years.

Getting to Know JT Adams

- **What is your favorite food?** Sushi
- **Who is your favorite MLB team?** Kansas City Royals
- **Who was your favorite athlete growing up?** Alex Gordon
- **Where did you first fall in love with baseball, and who put the first glove in your hand?** I fell in love with baseball from the moment I could walk. My dad put the glove and bat in my hands as soon as he could. Growing up, I watched baseball constantly and was obsessed with every part of the game, especially the Royals.
- **Who is the GOAT of baseball?** Ken Griffey Jr.
- **What's your favorite restaurant in Omaha?** Smokin' Oak Pizza and it's not even close.
- **If you didn't play baseball, what other sport would you have played?** Ultimate Frisbee. Grew up with the ultimate coach PJ!
- **What's your earliest baseball memory that still sticks with you today?** My 50th strikeout in a season when I was in like sixth grade. It was my last pitch of the season and my dad was not happy that I didn't keep the ball.
- **What's a hobby or talent you have that people wouldn't expect from a baseball player?** Mongolian Throat Singing or my voice impressions



Connor Capece



2 • Connor Capece

Jr. • C • 6-0 • 200 • R/R
Omaha, Nebraska (Omaha Gross Catholic HS)

Full Name: Connor Robert Capece

Parents: Laurie and Kevin Capece

Major: Business

Siblings: Campbell, Cooper and Kyle

2025 (Sophomore)

- Capece had a breakout second season in Omaha, hitting .351 over 50 games, including 45 starts.
- Connor closed the season with 15 extra-base hits (11 doubles, one triple and three home runs) as well as 41 RBI.
- Capece's efforts were recognized by BIG EAST coaches, as the catcher collected All-BIG EAST Second Team honors.
- He raised the bar by claiming the BIG EAST Tournament's Most Outstanding Player. During the Bluejays' three victories, Connor was 7-for-12 (.583) with five RBI and two runs scored.
- He delivered 17 multi-hit games, including six contests with at least three hits.
- Connor also delivered 11 multi-RBI games, including seven with at least three.
- He started the season going 5-of-11 against UNC Greensboro and Portland.
- Capece went 3-for-3 with two runs scored and two RBI in Creighton's 10-0 win over Omaha on March 25.
- Capece went 3-for-5 with three RBI and two runs scored in Creighton's 12-3 win over Villanova on April 27.
- He was 4-for-6 with four RBI and two runs scored in a 16-4 win over Butler on May 4.

2024 (Freshman)

- In his first season at Creighton, Capece played in 23 games, earning the start 20 times, with 18 of those starts behind home plate.
- Connor had a strong start to the season, hitting over .300 in his first 13 games he started.
- Capece had a season-high three doubles on four hits with two runs scored and two RBI in a 9-5 win against Portland on March 9.

2019-23 (Gross Catholic HS)

- Capece earned a combined seven letters in baseball (three), football (two) and basketball (two) as a Cougar.
- Selected First Team All-State (*Lincoln Journal Star & Omaha World-Herald*) following both his junior and senior seasons, Connor was the captain of the All-Nebraska Team in 2023 (*Omaha World-Herald*).
- He helped lead Gross Catholic to consecutive district championships in 2021 and 2022 as well as the NSAA Semifinals in 2022.
- Off the diamond, Connor graduated with honors, finishing with a GPA above 3.5.

Getting to Know Connor Capece

- **What is your favorite food?** Steak or Chicken
- **Who is your favorite MLB team?** The New York Yankees
- **Who was your favorite athlete growing up?** Alfonso Soriano
- **Where did you first fall in love with baseball, and who put the first glove in your hand?** My neighborhood t-ball field and my dad.
- **Who is the GOAT of baseball?** Babe Ruth
- **What's your favorite restaurant in Omaha?** Dinkers
- **If you didn't play baseball, what other sport would you have played?** Football
- **What's your earliest baseball memory that still sticks with you today?** Playing rec-league baseball with my classmates and older brother when I was 7.
- **What's a hobby or talent you have that people wouldn't expect from a baseball player?** I enjoy cleaning and staying organized.
- Baseball runs deep in the Capece family as his father (Kevin) played at Briar Cliff, while his brother (Kyle) is currently on the Briar Cliff squad.



Capece's Career Statistics

Year	AVG	GP-GS	AB	R	H	2B	3B	HR	RBI	SLG%	BB	HBP	SO	GDP	OB%	SF	SH	SB-ATT	PO	A	E	FLD%
2024	.212	23-20	52	12	11	7	0	0	7	.346	8	6	13	4	.362	3	0	0-0	141	11	1	.993
2025	.351	50-45	171	38	60	11	1	3	41	.480	15	9	35	1	.422	4	2	1-4	343	39	3	.992
Total	.318	73-65	223	50	71	18	1	3	48	.448	23	15	48	5	.407	7	2	1-4	484	50	4	.993

Cooper Fuchino



43 • Cooper Fuchino

Jr. • C • 6-1 • 205 • R/R
Rolling Hills Estates, California (Peninsula HS)

Full Name: Cooper Marvin Fuchino

Parents: Laura Marvin and Stacy Fuchino

Major: Exercise Science

Sibling: Hayden

2025 (Sophomore)

- Cooper made six appearances in games during the 2025 season.
- He had five at-bats and collected a total of three RBI.
- Fuchino's best game of the season was on May 4 against Butler, when he recorded his first hit. A two-run home run in the Bluejays' 16-4 win.

2024 (Redshirt Freshman)

- Fuchino did not see any action during the 2024 season.

2023 (Freshman)

- Cooper did not play during the 2023 season, using his redshirt option.

2018-22 (Peninsula HS)

- As a senior Fuchino hit .375 with a .458 on-base percentage and 10 extra-base hits in 27 games.
- Fuchino's 2022 performance earned First Team All-CIF (California Interscholastic Federation) accolades and he was named the team's MVP.

Getting to Know Cooper Fuchino

- **What is your favorite food?** Ramen
- **Who is your favorite MLB team?** Philadelphia Phillies
- **Who was your favorite athlete growing up?** Miguel Cabrera
- **Where did you first fall in love with baseball, and who put the first glove in your hand?** My house with my dad.
- **Who is the GOAT of baseball?** Shohei Ohtani
- **What's your favorite restaurant in Omaha?** J Gilbert's
- **If you didn't play baseball, what other sport would you have played?** Football
- **What's your earliest baseball memory that still sticks with you today?** Hitting homers in tee ball.
- **What's a hobby or talent you have that people wouldn't expect from a baseball player?** Building Legos



Fuchino's Career Statistics

Year	AVG	GP-GS	AB	R	H	2B	3B	HR	RBI	SLG%	BB	HBP	SO	GDP	OB%	SF	SH	SB-ATT	PO	A	E	FLD%	
2023																							
2024																							
2025	.200	6-0	5	1	1	0	0	1	3	.800	0	0	0	0	.200	0	0	0-0	3	1	1	.800	
Total	.200	6-0	5	1	1	0	0	1	3	.800	0	0	0	0	.200	0	0	0-0	3	1	1	.800	

Robert O'Malley



41 • Robert O'Malley

Jr. • LHP • 6-4 • 170 • L/L
Omaha, Nebraska (Creighton Prep HS)

Full Name: Robert Phillip O'Malley

Parents: Lisa and Mike O'Malley

Major: Finance, Business Intelligence and Analytics

Siblings: Jack and Michael

2025 (Sophomore)

- O'Malley appeared in one game in 2025, recording one strikeout.

2024 (Redshirt Freshman)

- Attended Creighton but was not part of the baseball team.

2023 (Freshman)

- Robert did not play during the 2023 season, using his redshirt option.

2018-22 (Creighton Prep HS)

- O'Malley closed his senior season with a 6-1 record for the Junior Jays, posting a 2.91 ERA and 50 strikeouts in 45.2 innings.
- Across his senior and junior years, Robert posted a 2.46 ERA with 181 strikeouts in 147.2 innings.
- O'Malley tossed 6.2 shutout innings with 10 Ks as a senior in the Nebraska Legion State Tournament game.

Getting to Know Robert O'Malley

- What is your favorite food?** Cheeseburgers
- Who is your favorite MLB team?** St. Louis Cardinals
- Who was your favorite athlete growing up?** Adam Wainwright
- Where did you first fall in love with baseball, and who put the first glove in your hand?** Going to CWS as a kid and my dad put the first glove in my hand.
- Who is the GOAT of baseball?** Shohei Ohtani
- What's your favorite restaurant in Omaha?** Memoir
- If you didn't play baseball, what other sport would you have played?** Basketball
- What's your earliest baseball memory that still sticks with you today?** Playing rec ball and getting snack tickets after every game.
- What's a hobby or talent you have that people wouldn't expect from a baseball player?** Reading



O'Malley's Career Statistics

Year	W-L	ERA	APP	GS	CG	SHO	SV	IP	H	R	ER	BB	SO	2B	3B	HR	OppBA	WP	HBP	BK
2023									Did Not Play											
2024									Did Not Play											
2025	27.00	0-0	1	0	0	0/0	0	0.2	3	3	2	1	1	0	0	0	.600	0	2	0
Total	27.00	0-0	1	0	0	0/0	0	0.2	3	3	2	1	1	0	0	0	.600	0	2	0

Jack Pineau



13 • Jack Pineau

Jr. • RHP • 6-0 • 185 • R/R
Thunder Bay, Ontario, Canada (St. Ignatius HS)

Full Name: John Sommerville Pineau

Parents: Kim and Dave Pineau

Major: Business

Siblings: Alex and Emma

2025 (Sophomore)

- Jack appeared in 10 games, all as the starting pitcher.
- He tossed 39.2 innings, with a 3-0 record and a 5.67 ERA.
- Returning from injury, he made his first appearance on March 29 against Samford
- Jack tossed three scoreless innings in a start on April 5 against Connecticut, earning the win with three strikeouts.
- Pineau's second and third wins came in six inning efforts against Villanova (April 26) and at Butler (May 3). Jack limited the Wildcats to three runs, while holding Butler to a single tally and notching eight strikeouts.
- He closed the season with 41 strikeouts.

2024 (Freshman)

- In his freshman season, Jack made 12 appearances, starting six.
- Pineau pitched a total of 33.2 innings, with a 3.21 ERA.

2019-23 (St. Ignatius HS)

- Jack earned eight letters in hockey (four), basketball (one), cross country (one), track (one) and volleyball (one) as a Falcon. St. Ignatius did not offer baseball.
- Pineau instead played baseball for Pro 5 Academy in Canada.
- A distinguished athlete, Jack was an OHL draft pick on the ice and a member of Team Canada's U18 squad.
- A four-time honor roll recipient, Pineau was also the Freshman Athlete of the Year for St. Ignatius.

Getting to Know Jack Pineau

- **What is your favorite food?** Chicken Parmesan
- **Who is your favorite MLB team?** Toronto Blue Jays
- **Who was your favorite athlete growing up?** Mike Trout
- **Where did you first fall in love with baseball, and who put the first glove in your hand?** Northwoods League game in my hometown and my dad put the first glove in my hand.
- **Who is the GOAT of baseball?** Shohei Ohtani
- **What's your favorite restaurant in Omaha?** Jams
- **If you didn't play baseball, what other sport would you have played?** Hockey
- **What's your earliest baseball memory that still sticks with you today?** Winning little league provincials in my hometown.
- **What's a hobby or talent you have that people wouldn't expect from a baseball player?** I love using Microsoft Excel.



Pineau's Career Statistics

Year	W-L	ERA	APP	GS	CG	SHO	SV	IP	H	R	ER	BB	SO	2B	3B	HR	OppBA	WP	HBP	BK
2024	0-1	3.21	12	6	0	0/0	0	33.2	29	12	12	15	32	7	0	7	.225	2	3	0
2025	3-0	5.67	10	10	0	0/0	0	39.2	48	29	25	19	41	7	0	4	.300	1	9	0
Total	3-1	4.54	22	16	0	0/0	0	73.1	77	41	37	34	73	14	0	11	.266	3	12	0

Evan Stratton



17 • Evan Stratton

Jr. • RHP • 6-3 • 230 • R/R

Redlands, California (Redlands East Valley HS/ Riverside CC)

Full Name: Evan Riley Stratton

Parents: Stephanie and John Stratton

Major: Economics

Sibling: Taylor

2024-25 (Riverside Community College)

- While in the Tiger uniform, Stratton started five games and appeared in 17.
- Evan pitched 48 innings, recording a 3.38 ERA and 44 strikeouts.

2018-22 (Redlands HS)

- Stratton graduated from Redlands High School in 2022.

Getting to Know Evan Stratton

- **What is your favorite food?** Steak and asparagus
- **Who is your favorite MLB team?** Los Angeles Angels
- **Who was your favorite athlete growing up?** Mike Trout
- **Where did you first fall in love with baseball, and who put the first glove in your hand?** My dad has always been my biggest inspiration and we started playing catch at a very young age.
- **Who is the GOAT of baseball?** Mike Trout
- **What's your favorite restaurant in Omaha?** Blue Sushi
- **If you didn't play baseball, what other sport would you have played?** Football
- **What's your earliest baseball memory that still sticks with you today?** My earliest memory is pitching for Riverside in the playoffs and I loved that team.
- **What's a hobby or talent you have that people wouldn't expect from a baseball player?** Pickleball



Brendan Strenke



35 • Brendan Strenke

Jr. • RHP • 6-1 • 215 • R/R

Clayton, Wisconsin (Turtle Lake HS/Iowa Western CC)

Full Name: Brendan Scott Strenke

Parents: Scott and Janel Strenke

Major: Communications

Siblings: Haleigh & Bella

2025 (Sophomore)

- Strenke made 10 appearances in 2025, tossing 9.1 innings.
- Recording a 2.89 ERA, Strenke threw 13 strikeouts with three earned runs, five hits and three home runs.
- He led the Bluejay pitchers in opposing batting average with .152.
- Brendan's best appearance of the regular season was against Omaha on May 13, where he notched three strikeouts and no hits.
- His biggest performance came in the BIG EAST Tournament, holding Connecticut to one run in 1.2 frames of relief to help the Bluejays post a 7-4 win on May 24.

2023-24 (Iowa Western CC)

- Using his redshirt option, Brendan did not play in any games during the 2023 season.
- During his second season, Brendan played for the Reivers in 14 games, pitching 16.2 innings.
- Strenke notched 25 strikeouts with a 5.94 ERA.

2018-2022 (Turtle Lake HS)

- Strenke was ranked as the 18th overall prospect in the state of Wisconsin by *Perfect Game*.
- Brendan played on the GRB Rays travel baseball team.
- He was involved in basketball and football and consistently made honor roll, during his four years of high school.

Getting to Know Brendan Strenke

- **What is your favorite food?** Venison back strap
- **Who is your favorite MLB team?** Philadelphia Phillies
- **Who was your favorite athlete growing up?** Conor McGregor
- **Where did you first fall in love with baseball, and who put the first glove in your hand?** My dad put the first glove in my hand when I was young. I fell in love with the game as a kid learning to play baseball by my dad's side. From little league to camps, he was always there learning with me.
- **Who is the GOAT of baseball?** Babe Ruth
- **What's your favorite restaurant in Omaha?** The Old Mattress Factory
- **If you didn't play baseball, what other sport would you have played?** Basketball
- **What's your earliest baseball memory that still sticks with you today?** My dad and I going to Sports Authority to get our first gloves so we could play catch with each other.
- **What's a hobby or talent you have that people wouldn't expect from a baseball player?** My favorite thing to do outside of baseball is to go hunting and play pool.



Strenke's Career Statistics

Year	W-L	ERA	APP	GS	CG	SHO	SV	IP	H	R	ER	BB	SO	2B	3B	HR	OppBA	WP	HBP	BK
2025	1-0	2.89	10	0	0	0/0	0	9.1	5	4	3	8	13	0	0	3	.152	0	3	0
Total	1-0	2.89	10	0	0	0/0	0	9.1	5	4	3	8	13	0	0	3	.152	0	3	0

Isaac Wachsmann



6 • Isaac Wachsmann

R-Jr. • OF • 6-4 • 220 • R/R
Centennial, Colorado (Regis Jesuit HS/Xavier)

Full Name: Isaac Ian Wachsmann

Parents: Shannon and Josef Wachsmann

Major: Finance

Sibling: Ethan

2023-25 (Xavier)

- The outfielder earned BIG EAST Player of the Week twice during the 2025 season, collecting the honor on May 13 and March 4.
- Isaac closed the 2025 campaign hitting .228, seeing action in 59 games with 58 starts. He closed the season with 50 hits, including 12 home runs, 14 doubles and 48 RBI.
- Wachsmann started in 27 of the 28 games he played in the 2024 season, posting 31 hits, 20 RBI and 13 extra-base hits.
- In 2024, Isaac led the team in slugging percentage (.691) and on-base percentage (.434). He also posted a .330 average at the plate.
- Isaac earned recognition as BIG EAST All-Academic team in the 2022-23 and 2023-24 seasons.
- Wachsmann did not play in 2023, but he was part of the Musketeer squad that won the BIG EAST Tournament and reached the 2023 NCAA Regional Final.

2018-22 (Regis Jesuit)

- While playing for the Raiders, Wachsmann earned all-conference honors twice and claimed all-state honors twice.
- Played with future Bluejay teammate Nate McHugh.
- Through the 2021 season, Isaac posted a .450 batting average.
- Wachsmann was a two sport athlete, playing two years of basketball in addition to baseball.
- He earned two letters in baseball while at Regis Jesuit.

Getting to Know Isaac Wachsmann

- **What is your favorite food?** Sushi
- **Who is your favorite MLB team?** Colorado Rockies
- **Who was your favorite athlete growing up?** LeBron James
- **Where did you first fall in love with baseball, and who put the first glove in your hand?** At 5, my dad showed me the game.
- **Who is the GOAT of baseball?** Barry Bonds
- **What's your favorite restaurant in Omaha?** Omaha Tap House
- **If you didn't play baseball, what other sport would you have played?** Basketball
- **What's your earliest baseball memory that still sticks with you today?** First home run at 8u
- **What's a hobby or talent you have that people wouldn't expect from a baseball player?** Juggling



Wachsmann's Career Statistics (2024-25 at Xavier)

Year	AVG	GP-GS	AB	R	H	2B	3B	HR	RBI	SLG%	BB	HBP	SO	GDP	OB%	SF	SH	SB-ATT	PO	A	E	FLD%
2024	.330	28-27	94	21	31	2	1	10	20	.691	15	3	26	3	.434	1	0	1-3	31	0	2	.939
2025	.228	59-58	219	32	50	14	1	12	48	.466	27	5	61	2	.325	1	0	4-4	14	0	0	1.000
Total	.259	87-85	313	53	81	16	2	22	68	.534	42	8	87	5	.359	2	0	5-7	45	0	2	.957

Shea Wendt



14 • Shea Wendt

Jr. • RHP • 6-1 • 205 • R/R
Blair, Nebraska (Blair HS)

Full Name: Shea Everett Wendt

Parents: Chris and Ryan Wendt

Major: Computer Science

Siblings: Beau and Nicki

2025 (Sophomore)

- Appearing in 16 games, Wendt started five contests and tossed 29.2 innings.
- He posted a 4.55 ERA with two saves, 38 strikeouts and an opponents batting average of just .204.
- His first save of the season came against St. John's on April 18 as Shea retired the last six hitters to end the game with a 4-3 win.
- His second save came just four days later as Wendt shut the door against future NCAA Tournament opponent North Dakota State on April 22. He allowed one hit in two innings of work to preserve the Bluejays' 5-2 win.

2024 (Freshman)

- During his freshman season, Shea made 15 appearances with six starts, all from the pitching mound.
- Wendt pitched 23 innings, ending the season with a 7.04 ERA.
- Shea earned a win against Charleston Southern on March 30 with 1.2 innings of scoreless relief in 6-3 win.
- After a 2-1 victory over Omaha on May 14, Wendt tossed two innings of scoreless relief, allowing only one hit to earn the victory.

2019-23 (Blair HS)

- Wendt earned a combined 10 letters in baseball (three), football (four) and basketball (three) with the Bears.
- Shea was an two-time All-State selection by the *Lincoln Journal Star* after both his junior and senior seasons.
- He was also earned All-Nebraska honors from the *Omaha World-Herald* following the 2023 season.
- Wendt hit .338 in 2023 with four home runs and 21 RBI.
- He made seven pitching appearances, finishing with a 2.25 ERA and 54 strikeouts.

Getting to Know Shea Wendt

- **What is your favorite food?** Steak
- **Who is your favorite MLB team?** New York Mets
- **Who was your favorite athlete growing up?** Tim Lincecum
- **Where did you first fall in love with baseball, and who put the first glove in your hand?** Fell in love with baseball in my hometown of Blair, Nebraska. My dad, Ryan Wendt, and mom, Kris Wendt, were the first ones to put a glove in my hand.
- **Who is the GOAT of baseball?** Shohei Ohtani
- **What's your favorite restaurant in Omaha?** The Old Mattress Factory
- **If you didn't play baseball, what other sport would you have played?** Football
- **What's your earliest baseball memory that still sticks with you today?** Winning back-to-back state championships when I was 9 and 10.
- **What's a hobby or talent you have that people wouldn't expect from a baseball player?** I play the guitar a little bit.



Wendt's Career Statistics

Year	W-L	ERA	APP	GS	CG	SHO	SV	IP	H	R	ER	BB	SO	2B	3B	HR	OppBA	WP	HBP	BK
2024	2-1	7.04	15	6	0	0/0	0	23.0	26	19	18	22	21	5	0	3	.277	4	2	1
2025	0-1	4.55	16	5	0	0/0	2	29.2	21	18	15	31	38	1	0	3	.204	4	7	0
Total	2-2	5.64	31	11	0	0/0	2	52.2	47	37	33	53	59	6	0	6	.239	8	9	1

Cuyler Zukowski



21 • Cuyler Zukowski

Jr. • OF • 6-0 • 205 • R/R
Madison, Wisconsin (La Follette HS)

Full Name: Cuyler Patrick Zukowski

Parents: Emily and Ryan Zukowski

Major: Computer Science

Siblings: Anna and Maddie

2025 (Sophomore)

- Zukowski played in 12 contests in 2025, earning two starts.
- His lone hit came in a start against UNC Greensboro on Feb. 16 in the Bluejays' 17-1 win.
- Cuyler recorded one putout for the season in a game against Omaha on March 25, helping the Bluejays to a dominating 10-0 victory.

2024 (Redshirt Freshman)

- Zukowski started in 26 games, 24 of those in the outfield, while appearing in 39 games total.
- In his first season he hit .230, recording 23 hits, 23 runs, 18 RBI, six doubles and three homers.
- He made his college debut on February 16 in a 24-0 win against Coppin State, going 1-for-2 and scoring a run.

2023 (Freshman)

- Cuyler did not play during the 2023 season, using his redshirt option.

2018-22 (La Follette HS)

- Zukowski played for the Lancers' varsity baseball team from freshman to senior year, also lettering twice in volleyball.
- In his junior season, Cuyler hit .450 and kept a perfect 1.000 fielding percentage, earning Second Team All-State, All-Southwest District, All-Big 8 Conference and All-City honors.
- Zukowski was ranked among his class as the fourth-best outfielder in Wisconsin by both *Perfect Game* and *Prep Baseball Report*.

Getting to Know Cuyler Zukowski

- **What is your favorite food?** Sushi
- **Who is your favorite MLB team?** Milwaukee Brewers
- **Who was your favorite athlete growing up?** LeBron James
- **Where did you first fall in love with baseball, and who put the first glove in your hand?** Little League and my dad put the first glove in my hand.
- **Who is the GOAT of baseball?** Shohei Ohtani
- **What's your favorite restaurant in Omaha?** Chipotle
- **If you didn't play baseball, what other sport would you have played?** Basketball
- **What's your earliest baseball memory that still sticks with you today?** Breaking my arm climbing a fence during coach pitch.
- **What's a hobby or talent you have that people wouldn't expect from a baseball player?** Guitar



Zukowski's Career Statistics

Year	AVG	GP-GS	AB	R	H	2B	3B	HR	RBI	SLG%	BB	HBP	SO	GDP	OB%	SF	SH	SB-ATT	PO	A	E	FLD%
2023	Did Not Play																					
2024	.230	39-26	100	23	23	6	0	3	18	.380	12	1	38	0	.316	1	0	5-5	38	3	0	1.000
2025	.091	12-2	11	0	1	0	0	0	0	.091	0	1	7	0	.091	1	0	0-1	1	0	0	1.000
Total	.216	51-28	111	23	24	6	0	3	18	.351	12	2	45	0	.296	2	0	5-6	39	3	0	1.000

Jaxon Goldberg



7 • Jaxon Goldberg

R-So. • INF • 6-0 • 190 • R/R
Overland Park, Kansas (Blue Valley North HS/UCF)

Full Name: Jaxon Peter Goldberg

Parents: Lonnie and Blythe Goldberg

Major: Finance

Sibling: Jaden

2025 (Redshirt Freshman)

- Playing as a reserve, Goldberg appeared in 12 games. He notched two runs scored and one hit, that single coming in the NCAA Regional against Arkansas on May 31.

2024 (UCF)

- Jaxon did not play during the 2024 season, using his redshirt option.

2020-23 (Blue Valley North HS)

- While in high school, Goldberg was a three-sport letterwinner in baseball, basketball and football, earning 6A offensive finalist and All-State honors in football, and Second Team All-State in basketball.
- A versatile athlete, he helped his basketball team win a state title as well runner-up finishes in football and baseball.
- Jaxon played club for Building Champions in Overland Park, Kansas.

Getting to Know Jaxon Goldberg

- What is your favorite food?** Hibachi steak and shrimp with extra fried rice and vegetables
- Who is your favorite MLB team?** Kansas City Royals
- Who was your favorite athlete growing up?** Ben Zobrist
- Where did you first fall in love with baseball, and who put the first glove in your hand?** Fell in love with baseball from a young age, going to all the Royals spring trainings for spring break. My dad put the glove in my hand.
- Who is the GOAT of baseball?** Bobby Witt Jr.
- What's your favorite restaurant in Omaha?** Omaha Taphouse or Hiro 88
- If you didn't play baseball, what other sport would you have played?** Football
- What's your earliest baseball memory that still sticks with you today?** I remember playing coach pitch on the fields that don't have fences in the back of an elementary school we'd always play at.
- What's a hobby or talent you have that people wouldn't expect from a baseball player?** I read my bible before every baseball game.



Goldberg's Career Statistics (2024 at UCF, 2025 at Creighton)

Year	AVG	GP-GS	AB	R	H	2B	3B	HR	RBI	SLG%	BB	HBP	SO	GDP	OB%	SF	SH	SB-ATT	PO	A	E	FLD%	
2024										Did Not Play													
2025	.091	12-0	11	2	1	0	0	0	0	.091	2	0	5	0	.231	0	0	0-0	0	3	0	1.000	
Total	.091	12-0	11	2	1	0	0	0	0	.091	2	0	5	0	.231	0	0	0-0	0	3	0	1.000	

Matt Goldenbaum



45 • Matt Goldenbaum

R-So. • RHP • 6-0 • 190 • R/R

Fairless Hills, Pennsylvania (Holy Ghost Prep/South Florida)

Full Name: Matthew Ryan Goldenbaum

Parents: Kathy and Chris Goldenbaum

Major: Communications

Sibling: Danny

2024-25 (University of South Florida)

- Matt appeared in nine games, including five starts.
- He closed the 2025 season with 13.2 innings, posting a 9.22 ERA with seven strikeouts.
- Matt finished the season with a 1-1 record, collecting a win against Tulane on March 30 with three innings of scoreless relief in a 10-3 win.
- Goldenbaum notched a season-high four strikeouts against Stetson on April 8 in three innings of one-run relief.
- He used his redshirt option during the 2024 season.

2019-23 (Holy Ghost Prep)

- In 2022, Matt and the Firebirds reached the PIAA 4A state championship game.
- While Goldenbaum was playing on the Top Tier 5 Star Roos Mefia club team, the squad became 2022 WWBA Jupiter World Champions.
- Matt notched four baseball letters while at Holy Ghost Prep.
- Goldenbaum was also a wrestler for two years with the Firebirds.

Getting to Know Matt Goldenbaum

- **What is your favorite food?** Steak
- **Who is your favorite MLB team?** Philadelphia Phillies
- **Who was your favorite athlete growing up?** Kobe Bryant
- **Where did you first fall in love with baseball, and who put the first glove in your hand?** My dad put the first glove in my hand and I fell in love with baseball when I was about five years old. I remember going to my older brother's practices and wanted to be just like him because he was someone that I looked up to for the longest time.
- **Who is the GOAT of baseball?** Pedro Martinez
- **What's your favorite restaurant in Omaha?** Committee Chophouse
- **If you didn't play baseball, what other sport would you have played?** Wrestling
- **What's your earliest baseball memory that still sticks with you today?** When I was five, in my first tee ball game, I picked up third base and ran home with it. There's a video that still circulates in family group chats of me stealing my first base.
- **What's a hobby or talent you have that people wouldn't expect from a baseball player?** I used to wrestle and do Jiu Jitsu growing up. I stopped sophomore year of high school to focus on baseball, but it is something I definitely miss doing. I also enjoy making heated wood carvings with designs on them.
- Matt's uncle, Ed Conrey, was a catcher at Duke for two seasons and still holds the single-season RBI record (76 in 1998) and he went on to play in the St. Louis Cardinals organization.



Goldenbaum's Career Statistics (2024-25 at South Florida)

Year	W-L	ERA	APP	GS	CG	SHO	SV	IP	H	R	ER	BB	SO	2B	3B	HR	OppBA	WP	HBP	BK
2024									Did Not Play											
2025	1-1	9.22	9	5	0	0/0	0	13.2	18	15	14	6	7	1	1	3	.310	1	1	0
Total	1-1	9.22	9	5	0	0/0	0	13.2	18	15	14	6	7	1	1	3	.310	1	1	0

Wilson Magers



33 • Wilson Magers

So. • RHP • 6-2 • 200 • R/R
Mankato, Minnesota (Mankato West HS)

Full Name: Wilson Mathew Magers

Parents: Matt and Laura Magers

Major: Business

Sibling: Louis

2025 (Freshman)

- Wilson was dominant in his freshman campaign, claiming the BIG EAST Freshman of the Year as well as NCBWA Second-Team Freshman All-American.
- He also earned All-BIG EAST First Team Honors
- Magers made 16 appearances, including 14 starts. He led Creighton with 72.2 innings pitched and posted an ERA of 3.47.
- Wilson tossed a season-high six innings in three games, but his strikeout high of seven came in five innings against San Francisco on March 16.
- Wilson earned BIG EAST Pitcher of the Week on February 17 in his debut as a Bluejay, striking out six UNC Greensboro Spartans over five innings.
- He closed the season with a 6-3 record, collecting 55 strikeouts and posting a .217 opponents batting average.

2020-2024 (Mankato West HS)

- Wilson was selected as the 2024 Gatorade Baseball Player of the Year in Minnesota and the No. 8 prospect in the state according to *Prep Baseball Report*.
- Magers was selected to the 2023 Legion All-Star Series, and claimed All-City and All-Section honors as a junior and a senior.
- The Mankato native produced a 6-0 record on the mound through 19 games with a 0.80 ERA and 74 strikeouts in 43.2 innings.
- As a three year letterwinner in baseball, Magers helped the Scarlets to a state championship runner-up in 2022 and a state tournament appearance in 2024.
- He served as a member in National Honor Society as well as maintaining a 3.96 GPA and earning the team leadership award

Getting to Know Wilson Magers

- **What is your favorite food?** Carbonara from Avoli
- **Who is your favorite MLB team?** Minnesota Twins
- **Who was your favorite athlete growing up?** Derek Jeter
- **Where did you first fall in love with baseball, and who put the first glove in your hand?** I fell in love with baseball while being a bat boy for my dad's teams.
- **Who is the GOAT of baseball?** Shohei Ohtani
- **What's your favorite restaurant in Omaha?** Homegrown
- **If you didn't play baseball, what other sport would you have played?** Basketball
- **What's your earliest baseball memory that still sticks with you today?** Playing wiffle ball with my brother.
- **What's a hobby or talent you have that people wouldn't expect from a baseball player?** I enjoy hunting in my free time.



Magers' Career Statistics

Year	W-L	ERA	APP	GS	CG	SHO	SV	IP	H	R	ER	BB	SO	2B	3B	HR	OppBA	WP	HBP	BK
2025	6-3	3.47	16	14	0	0/0	1	77.2	54	38	28	38	55	8	0	6	.217	5	17	0
Total	6-3	3.47	16	14	0	0/0	1	77.2	54	38	28	38	55	8	0	6	.217	5	17	0



29 • Eli Nissen

R-So. • LHP • 5-10 • 200 • L/L
Minot, North Dakota (Minot HS)

Full Name: Eli Anthony Nissen

Parents: Amy and Ron Nissen

Major: Exercise Science

Sibling: Emma

2025 (Sophomore)

- Sidelined by an injury, Nissen was unable to pitch in 2025.

2024 (Freshman)

- In his first season, Eli appeared in 15 games on the mound, starting eight.
- He tossed 44.2 innings, the second-most on the team, allowing 41 hits, 23 runs and struck out 40 batters.
- Nissen earned his first win as a pitcher against South Dakota State on March 19 with four shutout innings, striking out seven batters and allowing two hits.
- With two starts remaining Eli carried a 2.95 ERA through 35 innings.
- His longest outing of the season came at Villanova, tossing 5.2 innings of scoreless ball on April 21.

2019-23 (Minot HS)

- Eli earned two letters in baseball with the Magicians.
- He earned the 2023 North Dakota Gatorade Player of the Year.
- Nissen guided the Magicians to the Western Dakota Association State Tournament, compiling a 4-0 record with a 0.00 ERA, holding opposing batters to a .057 average. He fanned 50 hitters in 22 innings, including a 17-strikeout perfect game against Bismarck.
- The top prospect in the Class of 2023 according to *Perfect Game*, Nissen also played for the FTB Phillies 2023 American Scout Team in Sanford, Florida.
- A member of both Minot's Honor Society and Student Council, Nissen also volunteered as a church usher and on behalf of Special Olympics baseball.
- In the classroom, Nissen earned a 4.0 GPA.

Getting to Know Eli Nissen

- What is your favorite food?** Steak
- Who is your favorite MLB team?** Minnesota Twins
- Who was your favorite athlete growing up?** Joe Mauer
- Where did you first fall in love with baseball, and who put the first glove in your hand?** I first fell in love with baseball at the field playing catch with my dad and he was the first one to put a glove on my hand.
- Who is the GOAT of baseball?** Babe Ruth (soon to be Shohei Ohtani)
- What's your favorite restaurant in Omaha?** Chipotle
- If you didn't play baseball, what other sport would you have played?** Football
- What's your earliest baseball memory that still sticks with you today?** Throwing a perfect game in the 11-year-old state championship game.
- What's a hobby or talent you have that people wouldn't expect from a baseball player?** I LOVE watching college football.



Nissen's Career Statistics

Year	W-L	ERA	APP	GS	CG	SHO	SV	IP	H	R	ER	BB	SO	2B	3B	HR	OppBA	WP	HBP	BK
2024	2-3	4.23	15	8	0	0/0	0	44.2	41	23	21	13	40	6	0	7	.243	1	6	0
2025								Did Not Play - Injury												
Total	2-3	4.23	15	8	0	0/0	0	44.2	41	23	21	13	40	6	0	7	.243	1	6	0

Henry Prindl



39 • Henry Prindl

So. • RHP • 6-5 • 210 • R/R
Las Vegas, Nevada (Bishop Gorman HS)

Full Name: Henry Joseph Prindl

Parents: Jason and Katie Prindl

Major: Business

Sibling: Ellie

2025 (Freshman)

- Prindl appeared in 11 games, tossing a combined 16 innings.
- His best contest of the season was on April 23, where he helped Creighton to a 12-2 win over South Dakota State. Henry threw four innings, allowing one run to earn the win.
- He closed the season with an 8.44 ERA, recording 11 strikeouts.

2020-2024 (Bishop Gorman HS)

- Henry was the top right handed pitcher and fourth overall recruit in Nevada by *Perfect Game* and fifth overall recruit in Nevada by *Prep Baseball Report*.
- Henry led his team to the NIAA state championship during his junior season, and made it to the quarterfinal round of the 2024 National High School Invitational during his senior season.

Getting to Know Henry Prindl

- **What is your favorite food?** Steak and sweet potatoes
- **Who is your favorite MLB team?** Milwaukee Brewers
- **Who was your favorite athlete growing up?** Ryan Braun and Tiger Woods
- **Where did you first fall in love with baseball, and who put the first glove in your hand?** I fell in love when games meant more around 12 years old. My dad was the one who put the first glove in my hand.
- **Who is the GOAT of baseball?** Barry Bonds
- **What's your favorite restaurant in Omaha?** The Drover
- **If you didn't play baseball, what other sport would you have played?** Golf
- **What's your earliest baseball memory that still sticks with you today?** My first home run when I was 10 years old.
- **What's a hobby or talent you have that people wouldn't expect from a baseball player?** I can cook almost anything.



Prindl's Career Statistics

Year	W-L	ERA	APP	GS	CG	SHO	SV	IP	H	R	ER	BB	SO	2B	3B	HR	OppBA	WP	HBP	BK
2025	1-0	8.44	11	2	0	0/0	0	16.0	17	15	15	8	11	1	0	6	.266	0	2	0
Total	1-0	8.44	11	2	0	0/0	0	16.0	17	15	15	8	11	1	0	6	.266	0	2	0

Anthony Unga



27 • Anthony Unga

So. • RHP • 6-4 • 220 • R/R
Oakville, Ontario, Canada. (Abbey Park HS)

Full Name: Anthony Maliyamungu Ekene Unga

Parents: Serge and Myriam Unga

Siblings: Audrey and Daniel

Major: Business

2025 (Freshman)

- Anthony appeared in 13 games, all out of the bullpen.
- He tossed a combined 10.1 innings, recording 14 strikeouts.
- His best outing of the seasons came at Portland on Feb. 21 with 2.1 innings of scoreless relief.
- He notched six scoreless outings, including five of at least one inning.

2020-2024 (Abbey Park HS)

- Anthony was ranked the sixth prospect in Canada by *Perfect Game* and eighth pitcher by Prep Baseball Canada.
- As a four year letterwinner in baseball, he was also named to the *Perfect Game* Canada Region Preseason All-High School Senior First Team in 2024.
- Unga participated in volleyball, basketball, football, the Athletic Council and served on Student Council as the Equity & Inclusivity officer, while making Honor Roll every year.

Getting to Know Anthony Unga

- **What is your favorite food?** Steak and Fries
- **Who is your favorite MLB team?** Toronto Blue Jays
- **Who was your favorite athlete growing up?** LeBron James
- **Where did you first fall in love with baseball, and who put the first glove in your hand?** I really fell in love with baseball when I was 16. My parents first put the glove in my hand.
- **Who is the GOAT of baseball?** Vladimir Guerrero Jr.
- **What's your favorite restaurant in Omaha?** Homegrown
- **If you didn't play baseball, what other sport would you have played?** Soccer or Basketball
- **What's your earliest baseball memory that still sticks with you today?** All the inside-the-park home runs in T-Ball.
- **What's a hobby or talent you have that people wouldn't expect from a baseball player?** Wilson and I sing together.



Unga's Career Statistics

Year	W-L	ERA	APP	GS	CG	SHO	SV	IP	H	R	ER	BB	SO	2B	3B	HR	OppBA	WP	HBP	BK
2025	0-1	12.19	13	0	0	0/0	0	10.1	12	14	14	11	14	2	2	2	.300	1	0	0
Total	0-1	12.19	13	0	0	0/0	0	10.1	12	14	14	11	14	2	2	2	.300	1	0	0

Nick Venteicher



12 • Nick Venteicher

So. • INF • 5-10 • 180 • R/R
Omaha, Nebraska (Millard West HS)

Full Name: Nicholas Patrick Venteicher

Parents: Chris and Beth Venteicher

Major: Business

Sibling: Emily

2025 (Freshman)

- Venteicher appeared in 33 games, earning 25 starts.
- He closed the season hitting with 16 hits, 18 runs scored and 11 RBI.
- Nick collected six extra-base hits, with one home run and one triple.
- He delivered three multi-RBI games, including a 2-for-5 effort in Creighton's 11-8 win at Samford on March 29. Venteicher blasted a two-run home run in the seventh.
- Nick went 2-for-3 with two RBI against Portland on Feb. 21 and was 2-for-4 against Omaha on April 29.

2020-2024 (Millard West HS)

- As a three year letterwinner, Nick led his team to two state championships and one state runner-up finish, earning him First Team All-State honors.
- He wrapped up his senior season hitting a .378, collecting 38 runs, four homers, 33 RBI, nine doubles and four triples.
- Venteicher was also active in football, where he earned All-State selections twice.

Getting to Know Nick Venteicher

- **What is your favorite food?** Steak
- **Who is your favorite MLB team?** Kansas City Royals
- **Who was your favorite athlete growing up?** LeBron James
- **Where did you first fall in love with baseball, and who put the first glove in your hand?** I first fell in love with baseball playing in the yard with my dad when I was a little kid.
- **Who is the GOAT of baseball?** Barry Bonds
- **What's your favorite restaurant in Omaha?** Mahogany Prime
- **If you didn't play baseball, what other sport would you have played?** Football
- **What's your earliest baseball memory that still sticks with you today?** Winning high school state on a walk off home run.



Venteicher's Career Statistics

Year	AVG	GP-GS	AB	R	H	2B	3B	HR	RBI	SLG%	BB	HBP	SO	GDP	OB%	SF	SH	SB-ATT	PO	A	E	FLD%
2025	.198	33-25	81	18	16	4	1	1	11	.309	9	1	20	1	.280	2	5	3-3	15	44	4	.937
Total	.198	33-25	81	18	16	4	1	1	11	.309	9	1	20	1	.280	2	5	3-3	15	44	4	.937

Nick Bowron and Gavin Flores



10 • Nick Bowron

Fr. • C • 6-3 • 205 • L/R
Rochester, Minnesota (Lourdes HS)

Full Name: Nicholas Patrick Bowron

Parents: Chris and Stephanie Bowron

Major: Business

Sibling: Emily

2021-25 (Lourdes HS)

- A four year letterwinner in baseball, Nick also played two seasons of basketball.
- Bowron was recognized as a Mr. Baseball Finalist and *Post-Bulletin* Player of the Year while at Lourdes HS.
- As a senior for the Eagles, Bowron earned National High School Baseball Coaches' Association, defensive player of the year and MVP honors.
- The 2024 season saw Nick claim National High School Baseball Coaches' Association honors, Offensive Player of the Year and MVP.
- A four-time all-conference selection, Nick also earned four all-sectional nods.

Getting to Know Nick Bowron

- **What is your favorite food?** Anything chicken-related
- **Who is your favorite MLB team?** Minnesota Twins
- **Who was your favorite athlete growing up?** Bryce Harper
- **Where did you first fall in love with baseball, and who put the first glove in your hand?** My dad and grandpa put the first glove in my hand. I fell in love playing catch with my dad in the backyard
- **Who is the GOAT of baseball?** Mike Trout
- **What's your favorite restaurant in Omaha?** Homegrown
- **If you didn't play baseball, what other sport would you have played?** Football
- **What's your earliest baseball memory that still sticks with you today?** In a 10u tournament, I bunted and forgot to run to first.
- **What's a hobby or talent you have that people wouldn't expect from a baseball player?** A hobby that I have is fishing and cooking. I enjoy doing this in my free time from baseball.



32 • Gavin Flores

Fr. • RHP/UTL • 6-2 • 205 • L/R
Corona, California (Corona HS)

Full Name: Gavin Victor Flores

Parents: Jonathan Flores and
Crystal McClellan

Major: Business

Siblings: London and Brooklyn

2021-25 (Corona HS)

- Flores earned four letters in baseball, helping Corona HS to a pair of California Interscholastic Federation championships.
- A Second Team All-Trinity League selection as a senior, Gavin and the Panthers were named the preseason No.1 squad nationally entering the 2025 season.

Getting to Know Gavin Flores

- **What is your favorite food?** Chipotle
- **Who is your favorite MLB team?** Los Angeles Dodgers
- **Who was your favorite athlete growing up?** Kobe Bryant
- **Where did you first fall in love with baseball, and who put the first glove in your hand?** I fell in love with baseball when my dad played catch when I was five years old.
- **Who is the GOAT of baseball?** Shohei Ohtani
- **What's your favorite restaurant in Omaha?** Smokin' Oak Pizza
- **If you didn't play baseball, what other sport would you have played?** Football
- **What's your earliest baseball memory that still sticks with you today?** Throwing the first one-hitter at the USA North Carolina tournament.
- **What's a hobby or talent you have that people wouldn't expect from a baseball player?** I can snowboard really well.

Brian Gould and Max McClellan



23 • Brian Gould

Fr. • RHP/UTL • 5-11 • 195 • R/R
O'Fallon, Missouri (MICDS HS)

Full Name: Brian George Gould

Parents: Bill and Jill Gould

Major: Undeclared

Sibling: Shannon

2021-25 (Mary Institute and St. Louis Country Day School)

- A four-year letterwinner in baseball, Gould also played football for the Rams in each of his four years.
- Gould was a part of three district championships with the football team and two with baseball.
- A four-time all-conference honoree for the Rams, Brian earned First Team All-State as a senior as well as First Team All-Metro and Conference Player of the Year, First Team All State and All-Metro.
- In his senior year on the football team, Gould was named First Team All-State and an All-Metro athlete.
- In the classroom, Gould also received Academic All-State one time.

Getting to Know Brian Gould

- **What is your favorite food?** Steak
- **Who is your favorite MLB team?** St. Louis Cardinals
- **Who was your favorite athlete growing up?** Mike Trout
- **Where did you first fall in love with baseball, and who put the first glove in your hand?** Playing baseball and wiffle ball in my driveway. My parents gave me my first glove when I was playing T-ball.
- **Who is the GOAT of baseball?** Babe Ruth
- **What's your favorite restaurant in Omaha?** Omaha Tap House
- **If you didn't play baseball, what other sport would you have played?** Football
- **What's your earliest baseball memory that still sticks with you today?** Hitting my first home run.
- **What's a hobby or talent you have that people wouldn't expect from a baseball player?** I have played the piano since first grade.



55 • Max McClellan

R-Fr. • RHP • 6-7 • 210 • R/R
Avon Lake, Ohio (St. Edward HS/ South Carolina)

Full Name: Maximus David McClellan

Parents: Jeff and Rena McClellan

Preferred Name: Max

Sibling: Mallory

Major: Finance

2024-25 (South Carolina/Creighton)

- McClellan attended South Carolina in the fall of 2024, transferring to Creighton for the spring of 2025. Max used his redshirt option during the 2025 season.

2020-24 (St. Edward HS)

- Max earned a combined eight letters in baseball (four) and basketball (four) while playing for the Eagles.
- He led the Eagles to a pair of district championships on the diamond.
- A First Team All-State selection as a senior, Max was the No. 246 ranked prospect by both *Perfect Game* and *Prep Baseball Report*.
- On the basketball court, McClellan helped the Eagles to a regional championship, earning all-district honors.

Getting to Know Max McClellan

- **What is your favorite food?** Steak
- **Who is your favorite MLB team?** Cleveland Guardians
- **Who was your favorite athlete growing up?** Max Scherzer
- **Where did you first fall in love with baseball, and who put the first glove in your hand?** My dad, since I was 4
- **Who is the GOAT of baseball?** Shohei Ohtani
- **What's your favorite restaurant in Omaha?** Chipotle
- **If you didn't play baseball, what other sport would you have played?** Basketball
- **What's your earliest baseball memory that still sticks with you today?** Cooperstown
- **What's a hobby or talent you have that people wouldn't expect from a baseball player?** I Golf quite a bit.
- Success on the diamond is in the McClellan family as his sister Mallory played four seasons of softball at Fordham and two of his uncles pitched professionally. His uncle Matt McClellan played in the Toronto Blue Jays (1998-2002), while his uncle Zach McClellan pitched for the Colorado Rockies (2007).
- In addition his grandfather played basketball at Michigan, while his grandmother ran track at Bowling Green.

Jakob Ruhl and Brody Shinkle



34 • Jakob Ruhl

Fr. • RHP • 6-3 • 195 • L/R
Central City, Nebraska (Central City HS)

Full Name: Jakob Charles Jansen Ruhl

Parents: Ryan Ruhl and Kristen Jansen-Ruhl

Major: Sports Marketing

Siblings: Payton and Ty

2021-25 (Central City HS)

- A three sport athlete, Jakob collected 12 letters in baseball, basketball and football.
- In his senior year at Central City, Ruhl earned Super State accolades from the *Lincoln Journal Star*.
- Jakob was a two-time Nebraska All-State selection by *Prep Baseball Report*.
- The Bison placed second in the state in Jakob's senior year.
- In the classroom, Ruhl was an honor roll student all four years.

Getting to Know Jakob Ruhl

- **What is your favorite food?** Steak and potatoes
- **Who is your favorite MLB team?** New York Yankees
- **Who was your favorite athlete growing up?** Derek Jeter
- **Where did you first fall in love with baseball, and who put the first glove in your hand?** When I was young, my dad started my brother and I playing baseball.
- **Who is the GOAT of baseball?** Barry Bonds
- **What's your favorite restaurant in Omaha?** J. Gilbert's
- **If you didn't play baseball, what other sport would you have played?** Football
- **What's your earliest baseball memory that still sticks with you today?** Complaining to my parents during a T-ball game that I got six outs in a row but the inning wasn't over because everyone had to hit each inning.
- His brother, Ty, played baseball for Kansas State and his sister, Payton, played volleyball at Wayne State.



28 • Brody Shinkle

Fr. • INF • 5-10 • 185 • R/R
Olathe, Kansas (Blue Valley Southwest HS)

Full Name: Brody Clark Shinkle

Parents: Jeff and Pam Shinkle

Major: Financial Planning

Siblings: Blake, Brent, Bo and Brooke

2021-25 (Blue Valley Southwest HS)

- While playing for the Timberwolves, Brody earned honors for First Team All-Eastern Kansas League and Second Team All-Eastern Kansas League.
- Shinkle earned Second Team All-State honors twice.
- In his senior year at Blue Valley Southwest, the Timberwolves placed third in state, while the squad were State Champions in 2022.
- By the end of his career at Blue Valley Southwest High School, Shinkle earned four baseball letters and also played basketball his freshman year.
- Brody earned Principal Honor Roll twice and the Excellence Award in the department of Science and English.

Getting to Know Brody Shinkle

- **What is your favorite food?** Steak
- **Who is your favorite MLB team?** Kansas City Royals
- **Who was your favorite athlete growing up?** Francisco Lindor
- **Where did you first fall in love with baseball, and who put the first glove in your hand?** I have been around baseball since I can remember with my older brothers playing. My dad put the first glove in my hand and helped me fall in love with the game.
- **Who is the GOAT of baseball?** Barry Bonds
- **What's your favorite restaurant in Omaha?** 801 Chophouse
- **If you didn't play baseball, what other sport would you have played?** Basketball
- **What's your earliest baseball memory that still sticks with you today?** Going to my older brothers' practices and hanging out at those when I was really little.
- **What's a hobby or talent you have that people wouldn't expect from a baseball player?** I am good at Fortnite.
- Brody's brother, Blake, played college baseball at Kansas from 2015-19, while his brother, Brent, played during the 2019 season at College of the Ozarks before switching to the golf team for the remainder until 2022
- Another brother, Bo, played baseball at Kent State in 2023-24, then Johnson County Community College in 2024-25 and is now at Gonzaga for the 2026 season.

Seth Thompson and Hunter VaDeer



8 • Seth Thompson

Fr. • INF • 6-2 • 220 • L/R
Northfield, Minnesota (Northfield HS)

Full Name: Seth Randall Thompson

Parents: Ross and Kirsten Thompson

Major: Business

Sibling: Nolan

2021-25 (Northfield HS)

- Thompson collected a combined nine letters in baseball (three), basketball (two) and football (four) while playing for the Raiders.
- Seth guided Northfield HS to the 2024 district championship, earning All-State and All-BIG 9 honors.
- He was named to the All-Minnesota team by the *Star Tribune* in 2025, closing the year with a .400 average, six home runs and 29 RBI.

Getting to Know Seth Thompson

- **What is your favorite food?** Steak - medium rare
- **Who is your favorite MLB team?** Minnesota Twins
- **Who was your favorite athlete growing up?** Brian Dozier
- **Where did you first fall in love with baseball, and who put the first glove in your hand?** Watching my brother play, and my parents introduced me to the sport.
- **Who is the GOAT of baseball?** Mike Trout
- **What's your favorite restaurant in Omaha?** Smokin' Oak
- **If you didn't play baseball, what other sport would you have played?** Football
- **What's your earliest baseball memory that still sticks with you today?** Playing catch with my dad and brother in the backyard
- **What's a hobby or talent you have that people wouldn't expect from a baseball player?** I like to hunt and fish.



19 • Hunter VaDeer

Fr. • RHP/OF • 6-1 • 210 • R/R
Austin, Minnesota (Lyle HS)

Full Name: Hunter Lake VaDeer

Parents: Brock and Sara VaDeer

Major: Accounting

Siblings: Lilly and Hudson

2021-25 (Lyle HS)

- Hunter earned five letters in baseball with Lyle HS as well as one in both basketball and football.
- In his final year playing for the Athletics, VaDeer earned the 2025 Gatorade Baseball Player of the Year and was a finalist for the 2025 Minnesota Mr. Baseball award
- Hunter received recognition as Section A Baseball Player of the Year and won the High School All Star Home Run Derby, winning MVP honors from the event.
- VaDeer claimed All-Section and All-State honors three times, during his sophomore, junior and senior seasons.
- Hunter's third year saw the Athletics reach a sixth-place finish at state, while the Athletics placed second at state in 2023.
- VaDeer finished his time with the Athletics with a total of 405 strikeouts on the mound.

Getting to Know Hunter VaDeer

- **What is your favorite food?** Chicken Sandwich
- **Who is your favorite MLB team?** Minnesota Twins
- **Who was your favorite athlete growing up?** Magic Johnson
- **Where did you first fall in love with baseball, and who put the first glove in your hand?** Training to get better at pitching with the Rochester Pine's seventh grade fall. My dad put the first glove in my hand.
- **Who is the GOAT of baseball?** Shohei Ohtani
- **What's your favorite restaurant in Omaha?** Let It Fly
- **If you didn't play baseball, what other sport would you have played?** Basketball
- **What's your earliest baseball memory that still sticks with you today?** Pitching in city league baseball in fourth grade and no one wanted to catch for me because I threw too hard
- **What's a hobby or talent you have that people wouldn't expect from a baseball player?** Fishing every summer when not playing baseball.

Joe Washburn



1 • Joe Washburn

Fr. • INF • 5-7 • 155 • L/R
South Bend, Indiana (Saint Joseph HS)

Full Name: Joseph Thomas Washburn

Parents: Tom and Gayle Washburn

Full Name: Joe

Sibling: Andrew

Major: Finance

2021-25 (Saint Joseph HS)

- Washburn earned four letters in baseball while playing for St. Joe South Bend HS.
- He claimed Northern Indiana Conference MVP and First Team All-State honors while playing for the Huskies.
- Joe holds fourth place for career stolen bases in the state with 129.
- Off the field, Washburn was on the high honor roll and was a St. Joe scholar, receiving First Team All-Academic accolades.

Getting to Know Joe Washburn

- **What is your favorite food?** Spaghetti and meatballs
- **Who is your favorite MLB team?** Houston Astros
- **Who was your favorite athlete growing up?** Jose Altuve
- **Where did you first fall in love with baseball, and who put the first glove in your hand?** I was a bat boy on my brother's club team.
- **Who is the GOAT of baseball?** Shohei Ohtani
- **What's your favorite restaurant in Omaha?** Smokin' Oak Pizza
- **If you didn't play baseball, what other sport would you have played?** Football
- **What's your earliest baseball memory that still sticks with you today?** Getting the game ball in little league.
- **What's a hobby or talent you have that people wouldn't expect from a baseball player?** I can ride a unicycle.
- Joe's father Tom played baseball at McNeese State.



2026 Opponents



Opponents Information

Team (2025 Record)	Gamedays (Location)	Head Coach	Baseball Twitter
Saint Mary's College (36-26) SID: Evan Roehrig	February 13-14 (Moraga, Calif.)	Eric Valenzuela	@SMC_Baseball
UC San Diego (26-25) SID: Rose McPherson	February 20 (La Jolla, Calif.)	Eric Newman	@UCSDbsb
San Diego (28-30) SID: Anderson Haigler	February 21 (San Diego, Calif.)	Brock Ungricht	@USDbaseball
Utah (21-29) SID: Ryan Gallant	February 22 (San Diego, Calif.)	Gary Henderson	@utahbaseball
Tarleton State (24-32) SID: Logyn Rountree	February 27 / March 1 (Cleburne, Texas)	Fuller Smith	@TarletonBase
Abilene Christian (34-23) SID: Luke White	February 28 (Cleburne, Texas)	Rick McCarty	@ACU_Baseball
Gonzaga (26-27) SID: Eric Schoellner	March 6-8 (Omaha, Neb.)	Mark Machtolf	@ZagBaseball
LSU (53-15) SID: Bill Franques	March 10 (Baton Rouge, La.)	Jay Johnson	@LSUbaseball
Tulane (33-25) SID: Joe Prisco	March 13-15 (New Orleans, La.)	Jay Uhlman	@GreenWaveBSB
Omaha (20-30) SID: Emma Goldstein	March 18 (Omaha, Neb.) March 24 (Omaha, Neb.) April 22 (Omaha, Neb.)	Evan Porter	@OmahaBSB
Miami (35-27) SID: James Knable	March 20-22 (Coral Gables, Fla.)	J.D. Arteaga	@CanesBaseball
South Dakota State (16-36) SID: Jason Hove	March 25 (Omaha, Neb.)	Rob Bishop	@GoJacksBaseball
Sacramento State (36-26) SID: Jason Spencer	March 27-29 (Omaha, Neb.)	Reggie Christiansen	@SacStBaseball
Nebraska (33-29) SID: Jared Meister	March 31 (Omaha, Neb.) April 14 (Lincoln, Neb.) May 12 (Omaha, Neb.)	Will Bolt	@HuskerBaseball
Connecticut (38-21) SID: Chris Jones	April 2-4 (Storrs, Conn.)	Jim Penders	@UConnBSB
North Dakota State (21-34) SID: Myles Johnson	April 8 (Omaha, Neb.) April 28 (Omaha, Neb.)	Tyler Oakes	@NDSUbaseball
Seton Hall (24-30) SID: Matt Ambrose	April 10-12 (Omaha, Neb.)	Rob Sheppard	@SHUBaseball
Villanova (22-28) SID: Artie Prioletti	April 17-19 (Plymouth Meeting, Pa.)	Kevin Mulvey	@VUBaseball
Butler (15-39) SID: John Flannery	April 24-26 (Omaha, Neb.)	Blake Beemer	@ButlerUBaseball
St. John's (29-24) SID: Maria Porth	May 1-3 (Queens, N.Y.)	Mike Hampton	@StJohnsBaseball
Kansas (43-17) SID: Brandon Perel	May 5 (Omaha, Neb.)	Dan Fitzgerald	@KUBaseball
Georgetown Hoyas (16-40) SID: Joey Maruschak	May 8-10 (Omaha, Neb.)	Edwin Thompson	@GtownBaseball
Xavier Musketeers (32-27) SID: Hayley Schletker	May 14-16 (Cincinnati, Ohio)	Billy O'Conner	@XavierBase
BIG EAST Tournament SID: Kevin Ivany	May 21-24 (Mason, Ohio)		

Home games in bold

2025 In Review



2025 in Pictures



Matt Aukerman



Noah Klein




Dakota Duffalo



Matt Scherrman



Jack Torosian



Will MacLean



Senior Day

2025 Game-by-Game Results

Date	Opponent	Score	Inns	Overall	BIG EAST	Pitcher of record	Attend	Time
Feb 14, 2025	at UNC Greensboro-1	L 3-5	9	0-1-0	0-0-0	Koosman, I. (L 0-1)	211	2:30
Feb 14, 2025	at UNC Greensboro-2	L 0-3	9	0-2-0	0-0-0	Hauser, J. (L 0-1)	211	2:53
Feb 16, 2025	at UNC Greensboro	w 17-1	7	1-2-0	0-0-0	Magers, W. (W 1-0)	201	2:40
Feb 21, 2025	at Portland-1	w 5-2	9	2-2-0	0-0-0	Aukerman, M. (W 1-0)	179	2:39
Feb 21, 2025	at Portland-2	L 9-10	9	2-3-0	0-0-0	Magers, W. (L 1-1)	323	3:24
Feb 22, 2025	at Portland	w 6-3	9	3-3-0	0-0-0	Langrell, G. (W 1-0)	264	2:38
Feb 28, 2025	at Charleston	w 8-6	9	4-3-0	0-0-0	Aukerman, M. (W 2-0)	633	2:48
Mar 01, 2025	at Charleston	L 6-18	9	4-4-0	0-0-0	Koosman, I. (L 0-2)	794	3:24
Mar 02, 2025	at Charleston	w 8-4	9	5-4-0	0-0-0	Magers, W. (W 2-1)	656	3:01
Mar 09, 2025	UC DAVIS	w 9-3	9	6-4-0	0-0-0	Aukerman, M. (W 3-0)	0	2:38
Mar 09, 2025	UC DAVIS	w 4-0	9	7-4-0	0-0-0	Burke, J. (W 1-0)	1270	2:18
Mar 11, 2025	KANSAS STATE	w 9-8	9	8-4-0	0-0-0	Koosman, I. (W 1-2)	1153	3:29
Mar 14, 2025	at San Francisco	L 1-6	9	8-5-0	0-0-0	Burke, J. (L 1-1)	207	2:33
Mar 15, 2025	at San Francisco	w 5-2	9	9-5-0	0-0-0	Curtin, S. (W 1-0)	177	2:49
Mar 16, 2025	at San Francisco	w 7-1	9	10-5-0	0-0-0	Magers, W. (W 3-1)	137	2:56
Mar 18, 2025	SOUTH DAKOTA STATE	w 1-0	9	11-5-0	0-0-0	Koosman, I. (W 2-2)	1060	2:24
Mar 22, 2025	SAINT MARY'S	L 6-11	9	11-6-0	0-0-0	Curtin, S. (L 1-1)	1405	3:00
Mar 23, 2025	SAINT MARY'S-1	w 6-2	7	12-6-0	0-0-0	Langrell, G. (W 2-0)	-	2:05
Mar 23, 2025	SAINT MARY'S-2	w 6-5	8	13-6-0	0-0-0	Aukerman, M. (W 4-0)	1124	3:02
Mar 25, 2025	at Omaha	w 10-0	7	14-6-0	0-0-0	Koosman, I. (W 3-2)	835	2:27
Mar 28, 2025	at Samford	w 6-5	9	15-6-0	0-0-0	Langrell, G. (W 3-0)	578	2:48
Mar 29, 2025	at Samford	w 11-8	(10)	16-6-0	0-0-0	Aukerman, M. (W 5-0)	418	3:29
Mar 30, 2025	at Samford	L 0-5	9	16-7-0	0-0-0	Magers, W. (L 3-2)	311	2:36
Apr 01, 2025	at Nebraska	w 9-5	9	17-7-0	0-0-0	Burke, J. (W 2-1)	4392	3:18
* Apr 04, 2025	CONNECTICUT	L 7-8	9	17-8-0	0-1-0	Cancellieri, (L 0-1)	1089	3:35
* Apr 05, 2025	CONNECTICUT	w 14-2	9	18-8-0	1-1-0	Pineau, J. (W 1-0)	1445	3:07
* Apr 06, 2025	CONNECTICUT	w 11-7	9	19-8-0	2-1-0	Aukerman, M. (W 6-0)	1167	3:35
Apr 08, 2025	NORTH DAKOTA STATE	L 2-3	9	19-9-0	2-1-0	Langrell, G. (L 3-1)	1265	2:54
* Apr 12, 2025	at Seton Hall	L 6-8	9	19-10-0	2-2-0	Koosman, I. (L 3-3)	289	3:40
* Apr 13, 2025	at Seton Hall-1	w 7-3	7	20-10-0	3-2-0	Langrell, G. (W 4-1)	301	2:43
* Apr 13, 2025	at Seton Hall-2	L 6-7	7	20-11-0	3-3-0	Curtin, S. (L 1-2)	305	2:30
Apr 15, 2025	NEBRASKA	L 3-6	9	20-12-0	3-3-0	Unga, A. (L 0-1)	5846	3:18
* Apr 17, 2025	ST. JOHN'S	w 12-8	9	21-12-0	4-3-0	Koosman, I. (W 4-3)	924	3:38
* Apr 18, 2025	ST. JOHN'S	w 4-3	9	22-12-0	5-3-0	Burke, J. (W 3-1)	1281	2:49
* Apr 19, 2025	ST. JOHN'S	w 4-3	9	23-12-0	6-3-0	Burke, J. (W 4-1)	1442	3:00
Apr 22, 2025	NORTH DAKOTA STATE	w 5-2	9	24-12-0	6-3-0	Koosman, I. (W 5-3)	982	2:45
Apr 23, 2025	vs South Dakota State	w 12-2	7	25-12-0	6-3-0	Prindl, H. (W 1-0)	213	2:17
* Apr 25, 2025	VILLANOVA	w 3-2	(12)	26-12-0	7-3-0	Langrell, G. (W 5-1)	1040	3:27
* Apr 26, 2025	VILLANOVA	w 6-3	9	27-12-0	8-3-0	Pineau, J. (W 2-0)	2788	2:51
* Apr 27, 2025	VILLANOVA	w 12-3	9	28-12-0	9-3-0	Magers, W. (W 4-2)	3116	3:02
Apr 29, 2025	OMAHA	L 5-11	9	28-13-0	9-3-0	Wendt, S. (L 0-1)	8610	3:35
* May 02, 2025	at Butler	w 12-7	9	29-13-0	10-3-0	Aukerman, M. (W 7-0)	550	3:30
* May 03, 2025	at Butler	w 13-1	9	30-13-0	11-3-0	Pineau, J. (W 3-0)	303	2:59
* May 04, 2025	at Butler	w 16-4	9	31-13-0	12-3-0	Magers, W. (W 5-2)	222	3:31
May 06, 2025	at Nebraska	w 8-7	9	32-13-0	12-3-0	Koosman, I. (W 6-3)	5802	3:13
* May 09, 2025	XAVIER	w 6-3	9	33-13-0	13-3-0	Cancellieri, (W 1-1)	4317	2:41
* May 10, 2025	XAVIER	w 6-5	9	34-13-0	14-3-0	Langrell, G. (W 6-1)	3113	3:41
* May 11, 2025	XAVIER	L 2-4	9	34-14-0	14-4-0	Koosman, I. (L 6-4)	2150	2:56
May 13, 2025	at Omaha	w 19-3	7	35-14-0	14-4-0	Burke, J. (W 5-1)	1486	3:18
* May 15, 2025	at Georgetown	w 5-3	9	36-14-0	15-4-0	Cancellieri, (W 2-1)	247	2:32
* May 16, 2025	at Georgetown	w 8-6	9	37-14-0	16-4-0	Koosman, I. (W 7-4)	277	2:40
* May 17, 2025	at Georgetown	w 12-1	7	38-14-0	17-4-0	Magers, W. (W 6-2)	377	2:30
May 21, 2025	vs St. John's	w 10-8	9	39-14-0	17-4-0	Aukerman, M. (W 8-0)	3217	3:47
May 22, 2025	vs Xavier	w 11-8	9	40-14-0	17-4-0	Koosman, I. (W 8-4)	2928	3:42
May 24, 2025	vs Connecticut	w 7-4	9	41-14-0	17-4-0	Strenke, B. (W 1-0)	4683	3:12
May 30, 2025	vs #25 Kansas	w 11-4	9	42-14-0	17-4-0	Koosman, I. (W 9-4)	9681	3:07
May 31, 2025	at #6 Arkansas	L 1-12	9	42-15-0	17-4-0	Magers, W. (L 6-3)	10115	3:11
Jun 01, 2025	vs North Dakota State	w 11-10	9	43-15-0	17-4-0	Langrell, G. (W 7-1)	9588	3:16
Jun 01, 2025	at #6 Arkansas	L 3-8	9	43-16-0	17-4-0	Langrell, G. (L 7-2)	9946	2:33

* = BIG EAST Conference game

() extra inning game

2025 Overall Stats (43-16)

Record: 43-16 Home: 17-6 Away: 20-10 Neutral: 6-0 BIG EAST: 17-4

Player	avg	gp-gs	ab	r	h	2b	3b	hr	rbi	tb	slg%	bb	hp	so	gdp	ob%	sf	sh	sb-att	po	a	e	fld%
1 Nolan Sailors	.389	59-59	226	60	88	18	4	6	44	132	.584	33	12	41	2	.485	3	2	27-30	105	7	1	.991
2 Connor Capece	.351	50-45	171	38	60	11	1	3	41	82	.480	15	9	35	1	.422	4	2	1-4	343	39	3	.992
22 Dakota Duffalo	.296	41-35	115	25	34	3	1	3	23	48	.417	20	4	28	1	.408	3	6	0-1	6	0	0	1.000
3 Matt Scherrman	.294	53-48	180	40	53	10	1	6	42	83	.461	20	5	48	0	.375	3	3	5-7	59	72	10	.929
11 Ben North	.289	59-59	239	48	69	17	1	8	59	112	.469	28	8	64	2	.378	3	0	15-17	100	161	16	.942
15 Kyle Hess	.271	52-51	144	41	39	11	2	3	27	63	.438	37	25	33	1	.488	1	8	4-7	89	92	10	.948
5 Nate McHugh	.270	42-31	111	17	30	2	0	5	24	47	.423	20	7	19	3	.404	3	0	3-3	134	13	1	.993
20 Tate Gillen	.265	59-59	238	46	63	13	1	5	40	93	.391	40	6	49	1	.377	5	3	14-19	134	5	2	.986
4 Teddy Deters	.248	56-55	202	43	50	6	4	3	33	73	.361	36	10	49	5	.379	5	0	1-5	115	2	3	.975
17 Will MacLean	.242	56-55	198	44	48	10	0	9	34	85	.429	25	19	48	3	.377	2	0	2-3	402	29	3	.993
43 Cooper Fuchino	.200	6-0	5	1	1	0	0	1	3	4	.800	0	0	0	0	.200	0	0	0-0	3	1	1	.800
12 Nick Venteicher	.198	33-25	81	18	16	4	1	1	11	25	.309	9	1	20	1	.280	2	5	3-3	15	44	4	.937
36 Jack Torosian	.190	36-7	42	9	8	0	1	1	7	13	.310	5	1	14	1	.286	1	1	2-2	0	0	0	.000
21 Cuyler Zukowski	.091	12-2	11	0	1	0	0	0	0	1	.091	0	0	7	0	.091	0	0	0-1	1	0	0	1.000
7 Jaxon Goldberg	.091	12-0	11	2	1	0	0	0	0	1	.091	2	0	5	0	.231	0	0	0-0	0	3	0	1.000
Totals	.284	59	1974	432	561	105	17	54	388	862	.437	290	107	460	21	.398	35	30	77-102	1529	539	59	.972
Opponents	.246	59	1899	292	468	59	7	56	270	709	.373	252	91	476	42	.359	16	28	58-84	1498	510	67	.968

LOB - Team (508), Opp (465). DPs turned - Team (49), Opp (27). CI - Team (0), Opp (1). IBB - Team (5), Sailors, N. 3, Duffalo, D. 1, MacLean, W. 1, Opp (9). Picked off - Sailors, N. 1, North, B. 1, Hess, K. 1, Scherrman, M 1.

(All games Sorted by Earned run avg)

Player	era	w-l	app	gs	cg	sho	sv	ip	h	r	er	bb	so	2b	3b	hr	b/avg	wp	hp	bk	sfa	sha
55 Dominic Cancellieri	2.29	2-1	13	13	0	0/1	0	55.0	47	28	14	23	59	5	0	7	.228	0	5	0	1	3
38 Noah Klein	2.88	0-0	20	0	0	0/1	0	25.0	23	10	8	11	19	4	1	0	.245	1	9	1	0	0
35 Brendan Strenke	2.89	1-0	10	0	0	0/0	0	9.1	5	4	3	8	13	0	0	3	.152	0	3	0	0	0
32 Braden Gluth	2.89	0-0	11	0	0	0/0	0	9.1	12	4	3	11	10	2	0	0	.324	2	3	0	0	0
50 Matthew Aukerman	3.14	8-0	26	0	0	0/0	1	43.0	31	17	15	21	38	5	0	5	.203	2	3	0	1	3
33 Wilson Magers	3.47	6-3	16	14	0	0/0	1	72.2	54	38	28	38	55	8	0	6	.217	5	17	0	2	8
45 Garrett Langrell	3.61	7-2	26	1	0	0/2	13	52.1	51	24	21	11	57	5	1	5	.251	2	4	0	1	0
31 Jimmy Burke	4.35	5-1	22	4	0	0/2	1	49.2	54	29	24	12	38	4	2	6	.280	0	9	0	1	4
14 Shea Wendt	4.55	0-1	16	5	0	0/0	2	29.2	21	18	15	31	38	1	0	3	.204	4	7	0	0	0
30 Shane Curtin	4.97	1-2	21	0	0	0/1	1	29.0	35	17	16	16	20	6	1	4	.313	2	2	0	3	3
24 Ian Koosman	5.07	9-4	19	10	0	0/2	1	60.1	49	34	34	22	59	7	0	4	.222	11	13	0	3	2
16 John McDonald	5.40	0-0	2	0	0	0/0	0	1.2	2	1	1	1	1	1	0	1	.333	0	0	0	0	0
13 Jack Pineau	5.67	3-0	10	10	0	0/0	0	39.2	48	29	25	19	41	7	0	4	.300	1	9	0	3	4
39 Henry Prindl	8.44	1-0	11	2	0	0/0	0	16.0	17	15	15	8	11	1	0	6	.266	0	2	0	0	0
18 Joe Hauser	10.50	0-1	8	0	0	0/0	0	6.0	4	7	7	8	2	1	0	0	.200	2	3	0	0	0
27 Anthony Unga	12.19	0-1	13	0	0	0/0	0	10.1	12	14	14	11	14	2	2	2	.300	1	0	0	1	1
41 Robert O'Malley	27.00	0-0	1	0	0	0/0	0	0.2	3	3	2	1	1	0	0	0	.600	0	2	0	0	0
Totals	4.33	43-16	59	59	0	3/3	20	509.2	468	292	245	252	476	59	7	56	.246	33	91	1	16	28
Opponents	6.76	16-43	59	59	0	2/2	10	499.0	561	432	375	290	460	105	17	54	.284	51	107	7	35	30

PB - Team (4), McHugh, N. 2, Capece, C. 2, Opp (9). Pickoffs - Team (5), Cancellieri, 2, Capece, C. 1, Magers, W. 1, Koosman, I. 1, Opp (4). SBA/ATT - Capece, C. (36-55), McHugh, N. (22-28), Magers, W. (6-12), Koosman, I. (8-11), Burke, J. (7-10), Wendt, S. (6-9), Cancellieri, (7-8), Pineau, J. (4-5), Aukerman, M. (4-5), Gluth, B. (3-5), Klein, N. (1-4), Langrell, G. (2-4), Unga, A. (2-3), Curtin, S. (3-3), Hauser, J. (2-2), Prindl, H. (2-2), Strenke, B. (1-1).

2025 BIG EAST Stats (17-4)

Record: 17-4 Home: 10-2 Away: 7-2 BIG EAST: 17-4

Player	avg	gp-gs	ab	r	h	2b	3b	hr	rbi	tb	slg%	bb	hp	so	gdp	ob%	sf	sh	sb-att	po	a	e	fld%
43 Cooper Fuchino	1.000	1-0	1	1	1	0	0	1	2	4	4.000	0	0	0	0	1.000	0	0	0-0	0	0	0	.000
2 Connor Capece	.413	21-18	75	19	31	7	1	1	23	43	.573	4	2	10	0	.440	3	0	1-1	156	14	2	.988
1 Nolan Sailors	.372	21-21	78	19	29	5	3	0	14	40	.513	14	6	12	0	.495	1	2	12-13	30	3	1	.971
20 Tate Gillen	.329	21-21	85	22	28	4	0	4	20	44	.518	14	4	11	0	.438	2	2	9-9	49	0	1	.980
5 Nate McHugh	.324	15-10	34	8	11	1	0	2	5	18	.529	7	2	5	1	.455	1	0	0-0	23	2	1	.962
3 Matt Scherrman	.312	21-19	77	18	24	4	1	4	25	42	.545	6	2	17	0	.368	2	0	3-3	16	31	3	.940
11 Ben North	.293	21-21	92	17	27	6	0	3	20	42	.457	9	2	21	0	.369	0	0	10-11	36	51	7	.926
15 Kyle Hess	.283	18-18	53	17	15	4	1	0	7	21	.396	15	10	13	1	.513	0	2	2-4	28	34	3	.954
22 Dakota Duffalo	.261	15-13	46	11	12	2	0	0	9	14	.304	10	0	12	0	.393	0	2	0-0	0	0	0	.000
17 Will MacLean	.243	20-20	74	13	18	2	0	2	12	26	.351	9	3	19	1	.345	1	0	0-1	156	12	1	.994
4 Teddy Deters	.205	21-21	78	19	16	3	2	0	12	23	.295	18	3	17	2	.363	3	0	1-4	41	1	1	.977
36 Jack Torosian	.077	10-1	13	2	1	0	0	0	2	1	.077	2	0	3	1	.200	0	0	0-0	0	0	0	.000
12 Nick Venteicher	.000	9-6	19	6	0	0	0	0	0	0	.000	2	0	5	0	.095	0	2	1-1	9	12	0	1.000
7 Jaxon Goldberg	.000	4-0	2	0	0	0	0	0	0	0	.000	1	0	2	0	.333	0	0	0-0	0	1	0	1.000
Totals	.293	21	727	172	213	38	8	17	151	318	.437	111	34	147	6	.405	13	10	39-47	554	192	21	.973
Opponents	.241	21	692	91	167	22	2	10	87	223	.322	79	22	177	10	.336	5	10	22-30	532	178	33	.956

LOB - Team (191), Opp (163). DPs turned - Team (13), Opp (7). IBB - Team (2), Sailors, N. 2, Opp (4).

(BIG EAST games only Sorted by Earned run avg)

Player	era	w-l	app	gs	cg	sho	sv	ip	h	r	er	bb	so	2b	3b	hr	b/avg	wp	hp	bk	sfa	sha
14 Shea Wendt	0.00	0-0	5	0	0	0/0	1	7.0	2	0	0	2	11	0	0	0	.091	1	0	0	0	0
39 Henry Prindl	0.00	0-0	2	0	0	0/0	0	1.1	1	0	0	0	3	0	0	0	.200	0	0	0	0	0
27 Anthony Unga	0.00	0-0	1	0	0	0/0	0	1.0	0	0	0	0	3	0	0	0	.000	0	0	0	0	0
35 Brendan Strenke	0.00	0-0	1	0	0	0/0	0	1.0	0	0	0	0	1	0	0	0	.000	0	0	0	0	0
50 Matthew Aukerman	0.71	2-0	9	0	0	0/0	1	12.2	8	2	1	7	12	0	0	1	.174	2	0	0	0	1
45 Garrett Langrell	1.93	3-0	8	0	0	0/0	4	18.2	14	5	4	1	22	0	1	0	.203	0	2	0	0	0
55 Dominic Cancellieri	2.06	2-1	7	7	0	0/0	0	35.0	30	17	8	14	39	4	0	2	.224	0	3	0	0	1
33 Wilson Magers	2.29	3-0	7	7	0	0/0	0	35.1	25	16	9	20	27	4	0	3	.205	1	5	0	0	2
31 Jimmy Burke	2.70	2-0	6	0	0	0/0	1	13.1	13	5	4	4	7	0	0	2	.255	0	0	0	0	1
13 Jack Pineau	5.10	3-0	7	7	0	0/0	0	30.0	34	20	17	17	29	6	0	1	.291	1	6	0	3	3
24 Ian Koosman	6.62	2-2	7	0	0	0/0	1	17.2	18	13	13	10	16	3	0	0	.273	4	3	0	2	1
38 Noah Klein	7.88	0-0	5	0	0	0/0	0	8.0	13	7	7	1	6	3	1	0	.361	0	3	0	0	0
30 Shane Curtin	12.27	0-1	5	0	0	0/0	0	3.2	9	6	5	3	1	2	0	1	.500	0	0	0	0	1
Totals	3.31	17-4	21	21	0	0/0	8	184.2	167	91	68	79	177	22	2	10	.241	9	22	0	5	10
Opponents	7.11	4-17	21	21	0	0/0	3	177.1	213	172	140	111	147	38	8	17	.293	19	34	1	13	10

PB - Team (2), Capece, C. 2, Opp (3). Pickoffs - Team (4), Cancellieri, 2, Magers, W. 1, Capece, C. 1. SBA/ATT - Capece, C. (16-23), McHugh, N. (6-7), Cancellieri, (6-6), Pineau, J. (4-5), Magers, W. (1-5), Burke, J. (4-4), Koosman, I. (4-4), Klein, N. (1-2), Wendt, S. (0-2), Langrell, G. (1-1), Curtin, S. (1-1).

2025 Team Stats

Inning-By-Inning	1	2	3	4	5	6	7	8	9	EX	Total
Creighton	46	46	37	51	55	69	68	33	23	4	432
Opponents	24	32	40	34	48	32	41	22	19	0	292

2025 Team Game Highs

Batting

At bats:	48at Butler (5-4-25)
Runs scored:	19at Omaha (5-13-25)
Hits:	18at Butler (5-4-25)
	18vs. Connecticut (4-5-25)
RBI:	17at Omaha (5-13-25)
Doubles:	5vs. Connecticut (5-24-25)
	5at Nebraska (5-6-25)
Triples:	3vs. Villanova (4-27-25)
Home runs:	4vs. North Dakota State (6-1-25)
	4at Georgetown (5-17-25)
Total bases:	30at Omaha (3-25-25)
Walks:	13at Omaha (5-13-25)
Strikeouts:	20at Arkansas (6-1-25)
Sac hits:	2vs. North Dakota State (6-1-25)
	2vs. Xavier (5-10-25)
	2at San Francisco (3-15-25)
Sac flies:	3vs. Connecticut (5-24-25)
Stolen bases:	10at Butler (5-2-25)
Hit by pitch:	6vs. Saint Mary's (3-23-25)
Caught stealing:	2vs. St. John's (5-21-25)
	2vs. Saint Mary's (3-23-25)
	2at San Francisco (3-14-25)
Runners LOB:	17at Butler (5-4-25)
Hit into DP:	3at San Francisco (3-14-25)

Fielding

Putouts:	36vs. Villanova (4-25-25)
Assists:	16vs. Villanova (4-25-25)
Errors:	4vs. Connecticut (4-4-25)
Passed balls:	2vs. Connecticut (4-4-25)
DPs turned:	5at Charleston (3-1-25)

Pitching

Inn. pitched:	12.0vs. Villanova (4-25-25)
Runs allowed:	18at Charleston (3-1-25)
Earned runs:	17at Charleston (3-1-25)
Walks allowed:	13vs. St. John's (5-21-25)
Strikeouts:	14vs. Villanova (4-25-25)
	14at Portland (2-21-25)
	14at UNC Greensboro (2-14-25)
Hits allowed:	18at Charleston (3-1-25)
Doubles allowed:	4vs. Nebraska (4-15-25)
Triples allowed:	1Seven Times
HR allowed:	5at Arkansas (5-31-25)
Wild Pitches:	2Six Times
Hit Batters:	7at Charleston (3-1-25)

2025 Individual Game Highs

Batting

At bats:	7Ben North at Butler (5-4-25)
	7Matt Scherrman at Butler (5-4-25)
Runs scored:	420 Times
Hits:	4Connor Capece vs. Xavier (5-22-25)
	4Connor Capece at Butler (5-4-25)
	4Nolan Sailors at Charleston (3-2-25)
RBI:	6Teddy Deters at Omaha (5-13-25)
	6Matt Scherrman at Butler (5-3-25)
	6Nate McHugh vs. UC Davis (3-9-25)
Doubles:	2Eight Times
Triples:	2Nolan Sailors vs. Villanova (4-27-25)
Home runs:	2Four Times
Total bases:	10Matt Scherrman at Butler (5-3-25)
Walks:	3Eight Times
Strikeouts:	4Connor Capece vs. Kansas (5-30-25)
	4Will MacLean vs. Xavier (5-9-25)
Sac hits:	2Dakota Duffalo vs. North Dakota State (6-1-25)
Sac flies:	2Dakota Duffalo at Portland (2-21-25)
Stolen bases:	3Ben North at Butler (5-2-25)
	3Tate Gillen at Butler (5-2-25)
Hit by pitch:	212 Times
Caught stealing:	2Tate Gillen at San Francisco (3-14-25)
Runners LOB:	7Matt Scherrman at Butler (5-4-25)

Fielding

Putouts:	15Nate McHugh at UNC Greensboro (2-14-25)
	15Will MacLean vs. Villanova (4-25-25)
Assists:	8Ben North vs. Villanova (5-1-25)
Errors:	2Five Times
Passed balls:	2Connor Capece vs. Connecticut (4-4-25)

Pitching

Inn. pitched:	7.1Dominic Cancellieri vs. Xavier (5-9-25)
Runs allowed:	7Dominic Cancellieri at Butler (5-2-25)
Earned runs:	6Garrett Langrell at Arkansas (6-1-25)
	6Ian Koosman at Seton Hall (4-12-25)
	6Shane Curtin vs. Saint Mary's (3-22-25)
Walks allowed:	7Shea Wendt at Arkansas (5-31-25)
Strikeouts:	9Ian Koosman vs. South Dakota State (3-18-25)
Hits allowed:	8Jack Pineau at Georgetown (5-16-25)
	8Jack Pineau vs. Villanova (4-26-25)
Doubles allowed:	2Six Times
Triples allowed:	1Seven Times
HR allowed:	3Garrett Langrell at Arkansas (6-1-25)
Wild Pitches:	2Four Times
Hit Batters:	3Noah Klein at Seton Hall (4-12-25)
	3Jack Pineau vs. Connecticut (4-5-25)
	3Wilson Magers at UNC Greensboro (2-16-25)

2025 Specialty Stats

Bluejays Breakdown

Overall	43-16
Non-Conference	26-12
BIG EAST	17-4
BIG EAST Tournament	3-0
vs. Ranked Teams	1-2
vs. Unranked Teams	42-14
Home	17-6
Away	20-10
Neutral	6-0
Day	30-11
Night	13-5
vs. Left	11-4
vs. Right	32-12
1-Run Games	10-4
2-Run Games	4-3
5+ Run Games	13-7
In Extra Innings	2-0
Shutouts	3-2
Scoring First	30-7
When opponent scores first	13-9
After 6 leading	34-0
After 6 trailing	5-13
After 6 tied	4-3
After 7 leading	30-0
After 7 trailing	3-14
After 7 tied	3-1
After 8 leading	30-0
After 8 trailing	0-14
After 8 tied	5-1
When hitting a home run	26-7
When not hitting a home run	17-9
When allowing a home run	22-10
When not allowing a home run	21-6
Out hit opponent	33-2
Out hit by opponent	8-12
Hits are tied	2-2
February	4-3
March	12-4
April	12-6
May	14-1
June	1-2

Hitting Streaks

Player	Current	High
Nolan Sailors	2	13
Tate Gillen	-	11
Ben North	1	9
Dakota Duffalo	-	9
Connor Capece	1	9
Matt Scherrman	-	8
Nate McHugh	-	7
Teddy Deters	4	6
Kyle Hess	-	5
Will MacLean	2	5
Nick Venteicher	-	5
Jack Torosian	-	2
Jaxon Goldberg	1	1
Cooper Fuchino	-	1
Cuyler Zukowski	-	1

Reached Base Streaks

Player	Current	High
Nolan Sailors	2	26
Teddy Deters	21	21
Ben North	3	15
Dakota Duffalo	-	15
Kyle Hess	-	14
Will MacLean	2	14
Tate Gillen	-	13
Connor Capece	-	12
Matt Scherrman	-	10
Nate McHugh	-	9
Nick Venteicher	-	8
Jack Torosian	-	3
Jaxon Goldberg	1	1
Cuyler Zukowski	-	1
Cooper Fuchino	-	1

Multi-Hit Games

Player	2	3	4	5+	2025
Nolan Sailors	15	11	1	-	27
Ben North	13	8	-	-	21
Tate Gillen	13	4	-	-	17
Connor Capece	11	4	2	-	17
Matt Scherrman	10	5	-	-	15
Teddy Deters	11	2	-	-	13
Will MacLean	12	-	-	-	12
Kyle Hess	9	1	-	-	10
Nate McHugh	9	-	-	-	9
Dakota Duffalo	7	2	-	-	9
Nick Venteicher	3	-	-	-	3
Totals	113	37	3	0	153

Multi-RBI Games

Player	2	3	4	5+	2025
Ben North	5	9	1	1	16
Connor Capece	4	5	2	-	11
Nolan Sailors	9	1	1	-	11
Tate Gillen	8	2	-	-	10
Matt Scherrman	3	3	2	1	9
Will MacLean	7	1	-	-	8
Dakota Duffalo	8	-	-	-	8
Kyle Hess	5	-	2	-	7
Teddy Deters	6	-	-	1	7
Nate McHugh	3	2	-	1	6
Nick Venteicher	3	-	-	-	3
Jack Torosian	1	-	-	-	1
Cooper Fuchino	1	-	-	-	1
Totals	63	23	8	4	98



2025 BIG EAST Standings & Awards

Team	BIG EAST		Overall				
	Record	Pct.	Record	Pct.	Home	Away	Neutral
Creighton	17-4	.810	43-16	.729	17-6	20-10	6-0
Connecticut	17-4	.810	38-21	.644	17-3	17-13	4-5
Xavier	14-7	.667	32-27	.542	15-3	13-19	4-5
St. John's	13-8	.619	29-24	.547	18-7	11-15	0-2
Seton Hall	10-11	.476	24-30	.444	16-7	7-21	1-2
Villanova	6-15	.286	22-28	.440	10-13	11-13	1-2
Butler	4-17	.190	15-39	.278	5-10	10-29	0-0
Georgetown	3-18	.143	16-40	.286	11-20	5-20	0-0

2025 BIG EAST Specialty Awards

Player of the Year

Ryan Daniels, Connecticut, Jr., 2B

Pitcher of the Year

Dominic Cancellieri, Creighton, Gr., RHP

Freshman of the Year

Wilson Magers, Creighton, Fr., RHP

Coaching Staff of the Year

Creighton, Ed Servais

2025 All-BIG EAST Teams

First Team

C Owen Carapellotti Georgetown
 1B Connor Misch Xavier
 2B Ryan Daniels Connecticut
 SS Rob Rispoli Connecticut
 3B Jayder Raifstanger St. John's
 OF Jon LeGrande St. John's
 OF Aiden Robbins Seton Hall
 OF Caleb Shpur Connecticut
 DH Shaun McMillan St. John's
SP Dominic Cancellieri* Creighton
SP Wilson Magers Creighton
 SP JT Raab Georgetown
 SP Steven Svenson Seton Hall
RP Garrett Langrell Creighton


Second Team

C Connor Capece Creighton
 C Kevin Milewski Seton Hall
 1B Jared Beebe St. John's
 1B Tyler Minick Connecticut
 2B Nolan Tucker Xavier
 SS Michael Whooley Villanova
3B Matt Scherrman Creighton
 OF Jack Moroknek Butler
OF Nolan Sailors Creighton
 SP Luke McCollough Villanova
 SP Ryan Piech Xavier
 SP Logan Schmidt Xavier
 SP Ben Weber Xavier
 RP Brady Afthim Connecticut

* = Unanimous Selection



2025 BIG EAST Pitcher of the Year
 Dominic Cancellieri




2025 BIG EAST Freshman of the Year
 Wilson Magers


Creighton Record Book



Nicky Lopez (2014-16)



Isaac Collins (2017-19)



Alan Roden (2019-22)

Yearly Summary

Year	Coach	W-L	Pct.	Conf.	Pct.	Place	Tourn.	Postseason
1966	Herb Millard	12-12	.500	--	--	--	--	None
1967	Herb Millard	15-8	.652	--	--	--	--	None
1968	Herb Millard	14-8	.636	--	--	--	--	None
1969	Tom Trvdik	11-24	.314	--	--	--	--	None
1970	Larry Cochell	25-7	.781	--	--	--	--	None
1971	Larry Cochell	24-21	.533	--	--	--	--	None
1972	Dave Baker	16-17	.485	--	--	--	--	None
1973	Dave Baker	25-16	.610	--	--	--	--	NCAA District 5 Playoffs (0-2)
1974	Dave Baker	30-18	.625	--	--	--	--	None
1975	Dave Baker	32-12	.727	--	--	--	--	None
1976	Dave Baker	22-27-1	.450	--	--	--	--	None
1977	Dave Baker	15-16	.484	--	--	4th	6th	None
1978	Jerry Bartee	19-20	.487	--	--	6th	5th	None
1979	Jerry Bartee	17-27-1	.389	--	--	7th	T-6th	None
1980	Jerry Bartee	26-22-1	.541	--	--	4th	T-6th	None
1981	Dave Underwood	37-30	.552	6-10	.375	2nd (West)	--	None
1982	Dave Underwood	32-23	.582	1-7	.125	2nd (West)	4th	None
1983	Dave Underwood	39-17	.696	5-3	.625	2nd (West)	4th	None
1984	Dave Underwood/Jim Hendry	23-21	.523	2-10	.167	6th	--	None
1985	Jim Hendry	35-27	.565	7-13	.350	5th	--	None
1986	Jim Hendry	33-29-1	.532	6-14	.300	6th	5th	None
1987	Jim Hendry	35-24	.593	9-11	.450	5th	3rd	None
1988	Jim Hendry	43-21-1	.669	12-8	.600	2nd	T-1st	None
1989	Jim Hendry	37-26	.587	9-11	.450	4th	4th	None
1990	Jim Hendry	48-22	.686	13-7	.650	3rd	2nd	NCAA Central Regional (2-2)
1991	Jim Hendry	51-22	.699	16-8	.667	2nd	2nd	West I Regional (4-0); College World Series (2-2)
1992	Todd Wenberg	41-19-1	.680	15-5	.750	2nd	2nd	NCAA Central Regional (1-2)
1993	Todd Wenberg	32-25	.561	10-11	.476	T-5th	3rd	None
1994	Jack Dahm	28-29	.491	13-8	.619	3rd	4th	None
1995	Jack Dahm	35-22	.614	18-10	.643	2nd	3rd	None
1996	Jack Dahm	19-31-1	.382	10-16	.385	7th	--	None
1997	Jack Dahm	27-27	.500	10-15	.400	7th	--	None
1998	Jack Dahm	27-27-1	.500	12-19	.387	6th	T-5th	None
1999	Jack Dahm	38-25	.603	18-13	.581	3rd	2nd	NCAA South Bend Regional (0-2)
2000	Jack Dahm	38-22	.633	17-14	.548	3rd	4th	NCAA Tempe Regional (0-2)
2001	Jack Dahm	21-31	.339	11-21	.343	7th	--	None
2002	Jack Dahm	30-24	.556	21-10	.677	2nd	T-5th	None
2003	Jack Dahm	20-37	.351	14-17	.452	T-6th	T-5th	None
2004	Ed Servais	35-24	.593	22-9	.710	2nd	T-4th	None
2005	Ed Servais	48-17	.738	17-7	.708	1st	2nd	NCAA Lincoln Regional (2-2)
2006	Ed Servais	31-21	.596	13-11	.542	4th	T-4th	None
2007	Ed Servais	45-16	.738	19-5	.792	2nd	1st	NCAA Fayetteville Regional (1-2)
2008	Ed Servais	37-21	.638	16-8	.667	3rd	T-4th	None
2009	Ed Servais	31-25	.553	14-9	.609	4th	2nd	None
2010	Ed Servais	27-25	.519	9-12	.429	6th	5th	None
2011	Ed Servais	45-16	.738	16-5	.762	1st	1st	NCAA Corvallis Regional (1-2)
2012	Ed Servais	28-30	.483	6-14	.300	8th	1st	NCAA Los Angeles Regional (2-2)
2013	Ed Servais	30-18	.625	13-8	.619	3rd	T-7th	None
2014	Ed Servais	32-17-1	.650	14-4	.778	1st	2nd	None
2015	Ed Servais	32-19	.627	13-4	.765	2nd	2nd	None
2016	Ed Servais	38-17	.691	13-5	.722	2nd	2nd	None
2017	Ed Servais	24-25	.490	11-4	.733	1st	3rd	None
2018	Ed Servais	34-16	.680	8-9	.471	T-4th	--	None
2019	Ed Servais	41-13	.759	14-4	.778	1st	1st	NCAA Corvallis Regional (3-2)
2020	Ed Servais	5-10	.333	----	---	---	---	Covid Pandemic
2021	Ed Servais	24-15	.615	15-6	.714	2nd	3rd	None
2022	Ed Servais	31-18	.633	15-5	.750	2nd	3rd	None
2023	Ed Servais	25-24	.510	10-11	.476	5th	--	None
2024	Ed Servais	35-17	.673	7-13	.350	6th	--	None
2025	Ed Servais	43-16	.729	17-4	.810	1st	1st	NCAA Fayetteville Regional (2-2)
Totals		1,793-1,256-9	.588	537-418	.562			

Creighton Head Coaches				Head Coach (Seasons)	Wins	Creighton Head Coach	Win Pct.
Years	Coach	Record	Pct.				
1966-68	Herb Millard	41-28	.594	Ed Servais (22)	721	Larry Cochell	.636
1969	Tom Trvdik	11-24	.314	Jim Hendry (7.5)	289	Ed Servais	.632
1970-71	Larry Cochell	49-28	.636	Jack Dahm (10)	283	Todd Wenberg	.623
1972-1977	Dave Baker	140-106-1	.569	Dave Baker (6)	140	Jim Hendry	.613
1978-80	Jerry Bartee	62-69-2	.474	Dave Underwood (3.5)	124	Dave Underwood	.608
1981-83	Dave Underwood	124-80	.608	Todd Wenberg (2)	73	Herb Millard	.594
1985-91	Jim Hendry	289-182-2	.613	Jerry Bartee (3)	62	Dave Baker	.569
1992-93	Todd Wenberg	73-44-1	.623	Larry Cochell (2)	49	Jack Dahm	.505
1994-2003	Jack Dahm	283-275-2	.505	Herb Millard (3)	41	Jerry Bartee	.474
2004-25	Ed Servais	721-420-1	.632	Tom Trvdik (1)	11	Tom Trvdik	.314

Career Hitting & Fielding Records

Batting Average - Career		
Avg.	Name	Years
.418	Scott Stahoviak	1989-91
.406	Gil Passarella	1967-70
.397	Oneri Fleita	1987-88
.385	Randy Schwartz	1978-81
.383	Alan Roden	2019-22
.373	Donald Montgomery	1981-83
.372	Trever Adams	2010-11
.358	Dave Schrage	1980-83
.358	Ryan Gripp	1997-99
.357	Mike McCafferty	1990-91
.353	Dan Lawler	1998-01

(Minimum two seasons and 200 AB)

At Bats - Career		
AB	Name	Years
917	Rick Freehling	1989-92
860	Ken Sarna	1997-00
832	Darin Ruf	2006-09
786	Alex Staehely	2010-13
786	Tyson Kimm	1992-95
784	Nolan Sailors	2022-25
782	Bob Langer	1989-92
780	Scott Allen	1999-02
777	Dan Lawler	1998-01
773	Vince Pietro	1997-00

Runs Scored - Career		
R	Name	Years
223	Billy Meier	1985-88
220	Rick Freehling	1989-92
207	Doug Palmer	1980-83
202	Mike Finley	1980-83
200	Scott Stahoviak	1989-91
195	Chris Gadsden	1985-88
192	Robbie Knight	2007-10
184	Nolan Sailors	2022-25
184	Vince Pietro	1997-00
178	Troy Carley	1997-00

Hits - Career		
H	Name	Years
294	Rick Freehling	1989-92
282	Scott Stahoviak	1989-91
275	Darin Ruf	2006-09
274	Dan Lawler	1998-01
261	Scott Allen	1999-02
261	Vince Pietro	1997-00
252	Nolan Sailors	2022-25
249	Bob Langer	1989-92
249	Mike Finley	1980-83
247	Ken Sarna	1997-00

Runs Batted In - Career		
RBI	Name	Years
214	Mike Finley	1980-83
201	Darin Ruf	2006-09
184	Pat Mooney	1987-90
180	Ryan Gripp	1997-99
174	Zach Daeges	2003-06
168	Scott Stahoviak	1989-91
165	Bill Meier	1985-88
161	Dan Lawler	1998-01
159	Bob Langer	1989-92
158	Rich Freehling	1989-92

Slugging % - Career		
Slg.	Name	Years
.732	Gil Passarella	1967-70
.687	Oneri Fleita	1987-88
.684	Ryan Gripp	1997-99
.653	Scott Stahoviak	1989-91
.648	Trever Adams	2010-11
.640	Alan Roden	2019-22
.637	Kevin Frederick	1995-98
.624	Chris Hinrichs	1999-02
.609	Mike McCafferty	1990-91
.606	Randy Schwartz	1978-81

(Minimum two seasons and 200 AB)

Doubles - Career		
2B	Name	Years
63	Ken Sarna	1997-00
63	Scott Stahoviak	1989-91
61	Bob Langer	1989-92
60	Zach Daeges	2003-06
59	Ryan Gripp	1997-99
58	Tony Roth	2002-05
57	Nolan Sailors	2022-25
57	Darin Ruf	2006-09
55	Dan Lawler	1998-01
54	Pat Mooney	1987-90

Triples - Career		
3B	Name	Years
26	Rick Freehling	1989-92
17	Bobby Langer	1989-92
17	Steve Hinton	1989-91
15	Dan Norquist	2002-05
15	Vince Pietro	1997-00
15	Dax Jones	1989-91
14	Scott Allen	1999-02
13	Mike Gerber	2011-14
13	Scott Stahoviak	1989-91
12	Isaac Collins	2017-19
12	Nicky Lopez	2014-16
12	Ryan Fitzgerald	2002-03
12	Troy Carley	1997-00
12	Chad Huebner	1992-94
12	Bill Meier	1985-88

Home Runs - Career		
HR	Name	Years
44	Ryan Gripp	1997-99
37	Kevin Frederick	1995-98
36	Mike Finley	1980-83
33	Mike Barbato	1985-88
32	Chad McConnell	1990-92
31	Zach Daeges	2003-06
31	Pat Mooney	1987-90
30	Will Robertson	2017-19
29	Chris Hinrichs	1999-02
27	Mike Gerber	2011-14
27	Darin Ruf	2006-09
27	Adam Christensen	1995-98
27	Scott Servais	1986-88

Total Bases - Career		
TB	Name	Years
448	Rick Freehling	1989-92
440	Scott Stahoviak	1989-91
423	Darin Ruf	2006-09
422	Bob Langer	1989-92
418	Ryan Gripp	1997-99
415	Mike Finley	1980-83
411	Scott Allen	1999-02
405	Zach Daeges	2003-06
386	Nolan Sailors	2022-25
378	Randy Schwartz	1978-81

On-Base % - Career		
OBP	Name	Years
.484	Alan Roden	2019-22
.469	Zach Daeges	2003-06
.461	Vicente Cafaro	2008-09
.455	Trever Adams	2010-11
.444	Dan Lawler	1998-01
.439	Robbie Knight	2007-10
.433	Reagan Fowler	2013-16
.430	Darin Ruf	2006-09
.429	Parker Upton	2017-21
.427	Ryan Mantle	2018-21

Since 1999 (Min. 250 at-bats)

Walks - Career		
BB	Name	Years
204	Bill Meier	1985-88
176	Rick Freehling	1989-92
142	Chris Gadsden	1985-88
141	Pat Mooney	1987-90
140	Zach Daeges	2003-06
135	Darin Ruf	2006-09
125	Scott Stahoviak	1989-91
122	Elvis Dominguez	1983-86
120	Tyson Kimm	1992-95
120	Doug Palmer	1980-83

Hit by Pitches - Career		
HBP	Name	Years
81	Robbie Knight	2007-10
45	Dan Lawler	1998-01
43	Nolan Sailors	2022-25
38	Tony Daniel	2003-05
35	Matt Daeges	2002-05
34	Parker Upton	2017-21
34	Reagan Fowler	2012-16
34	Vicente Cafaro	2008-09
34	Chris Hinrichs	1999-02
34	Chad McConnell	1990-92

Sacrifice Bunts - Career		
SH	Name	Years
49	Vince Pietro	1997-00
42	Alex Staehely	2010-13
33	Brad Dutton	2004-05
32	Brad McKewon	2011-14
30	Troy Carley	1997-00
30	Ross Sinclair	2006-07
30	Nick Judkins	2011-12
29	Ryan Fitzgerald	2013-16
29	Nicky Lopez	2014-16
29	Michael Lam	2005-08


Sacrifice Flies - Career		
SF	Name	Years
22	Darin Ruf	2006-09
15	Bob Langer	1989-92
14	Mike Stick	1992-95
14	Chris Gradoville	2004-07
14	Alex Staehely	2010-13
13	Nolan Sailors	2022-25
13	Scott Stahoviak	1989-91
13	Mike Barbato	1985-88
13	Steve Winkelman	2007-08
12	Ryan Fitzgerald	2013-16
12	Chad Huebner	1992-94
12	Ken Sarna	1997-00

Stolen Bases - Career		
SB	Name	Years
115	Chad Meyers	1994-96
108	Bill Meier	1985-88
84	Doug Palmer	1980-83
70	Chris Gadsden	1985-88
63	Nolan Sailors	2022-25
62	Chris Hinrichs	1999-02
62	Dave Schrage	1980-83
59	Rick Freehling	1989-92
58	Don Montgomery	1981-83
55	Eric Boddie	1986-88

Putouts - Career		
PO	Name	Years
2,251	Darin Ruf	2006-09
2,084	Reagan Fowler	2013-16
1,792	Dan Lawler	1998-01
1,240	Ryan Martindale	1988-91
1,231	Mike McCabe	1994-96
1,160	Nick Judkins	2011-12
1,095	Scott Stahoviak	1989-91
967	Jason Allbery	2017-20
957	Tony Daniel	2003-05
879	Pete Wiedewitsch	2003-04

Assists - Career		
A	Name	Years
662	Ken Sarna	1997-00
643	Alex Staehely	2010-13
599	Tyson Kimm	1992-95
595	Jon Dunlop	1992-95
531	Doug Palmer	1980-83
522	Jake Peter	2012-14
521	Ryan Fitzgerald	2013-16
512	Vince Pietro	1997-00
490	Elliot Soto	2008-10
488	Bob Langer	1989-92
482	Elvis Dominguez	1983-86


- **Bold** = Played in 2025
- **Bold Italics** = Current player



Scott Stahoviak set Bluejays records in career batting average (.418) and doubles (63) while sitting second in hits (282) and total bases (440).



Ryan Fitzgerald left his mark on the Bluejays program in assists (7th), sacrifice bunts (8th) and sacrifice flies (9th).



Ryan Gripp remains the home run leader for the Bluejays with 44 career blasts.

Season Hitting & Fielding Records

Batting Average - Season

Avg.	Name	Class	Year
.470	Donald Montgomery, Jr.		1983
.457	Randy Schwartz, Sr.		1981
.449	Scott Stahoviak, Jr.		1991
.433	Dave Schrage, Sr.		1983
.417	Scott Stahoviak, So.		1990
.408	Oneri Fleita, Sr.		1988
.403	Chris Gradoville, So.		2005
.400	Chad McConn, Jr.		1992
.400	Dave Schrage, Jr.		1982
.395	Ryan Gripp, Jr.		1999

(Min. 75 at-bats)

At Bats - Season

AB	Name	Class	Year
278	Steve Hinton, Jr.		1991
276	Rick Freehling, Jr.		1991
273	Dax Jones, Jr.		1991
268	Mike McCafferty, Jr.		1991
267	Scott Stahoviak, Jr.		1991
257	Brad Dutton, Sr.		2005
253	Vince Pietro, Jr.		1999
244	Dan Norquist, Sr.		2005
242	Isaac Collins, Jr.		2019
240	Vince Pietro, Sr.		2000
240	Oneri Fleita, Sr.		1988

Runs Scored - Season

R	Name	Class	Year
87	Scott Stahoviak, Jr.		1991
80	Rick Freehling, Jr.		1991
80	Dax Jones, Jr.		1991
80	Donald Montgomery, Jr.		1983
78	Ryan Gripp, Jr.		1999
69	Gary Selvera, Sr.		1988
68	Chad McConnell, Jr.		1992
67	Chad Meyers, So.		1995
65	Parker Upton, Jr.		2019

Hits - Season

H	Name	Class	Year
120	Scott Stahoviak, Jr.		1991
100	Dax Jones, Jr.		1991
98	Mike McCafferty, Jr.		1991
98	Oneri Fleita, Sr.		1988
96	Randy Schwartz, Sr.		1981
95	Scott Stahoviak, So.		1990
94	Steve Hinton, Jr.		1991
93	Rick Freehling, Jr.		1991
92	Ryan Gripp, Jr.		1999
90	Vince Pietro, Jr.		1999

Runs Batted In - Season

RBI	Name	Class	Year
90	Steve Hinton, Jr.		1991
84	Ryan Gripp, Jr.		1999
76	Peyton Lewis, Sr.		1999
75	Mike Finley, So.		1981
74	Mike Stick, Sr.		1995
74	Scott Stahoviak, Jr.		1991
74	Pat Mooney, So.		1988
73	Chad McConnell, Jr.		1992
73	Oneri Fleita, Jr.		1987
70	Ryan Martindale, Sr.		1991

Slugging % - Season

Slg.	Name	Class	Year
.807	Ryan Gripp, Jr.		1999
.783	Donald Montgomery, Jr.		1983
.748	Gil Passarella, Sr.		1970
.745	Scott Stahoviak, Jr.		1991
.738	Oneri Fleita, Sr.		1988
.735	Kevin Frederick, Sr.		1998
.730	Mike Stick, Sr.		1995
.720	Gary Potthoff, Sr.		1967
.718	Chad McConnell, Jr.		1992
.700	Mike Knauss, Sr.		1979

(Min. 75 at-bats)

Doubles - Season

2B	Name	Class	Year
30	Oneri Fleita, So.		1988
26	Tyson Kimm, Jr.		1994
26	Scott Stahoviak, Jr.		1991
25	Alan Roden, So.		2022
25	Scott Stahoviak, So.		1990
24	Ryan Gripp, Jr.		1999
24	Mike McCafferty, Jr.		1991
23	Alex Staehely, So.		2011
23	Bobby Langer, Jr.		1991
22	Dan Norquist, Sr.		2005

Triples - Season

3B	Name	Class	Year
11	Dax Jones, Jr.		1991
10	Steve Hinton, Jr.		1991
9	Rick Freehling, Jr.		1991
8	Ryan Fitzgerald, Sr.		2003
8	Bobby Langer, Jr.		1991
7	Isaac Collins, Jr.		2019
7	Dan Norquist, Sr.		2005
7	Chris Hinrichs, Sr.		2002
7	Scott Allen, So.		2000
7	Chad Huebner, Jr.		1993
7	Scott Stahoviak, Jr.		1991
7	Rick Freehling, So.		1990
7	Eric Boddie, Jr.		1988

Home Runs - Season

HR	Name	Class	Year
24	Ryan Gripp, Jr.		1999
19	Peyton Lewis, Sr.		1999
19	Mike Finley, So.		1981
17	Kevin Frederick, Sr.		1998
16	Ryan Martindale, Sr.		1991
15	Will Robertson, Jr.		2019
15	Adam Christensen, Jr.		1997
15	Mike Stick, Sr.		1995
15	Oneri Fleita, Sr.		1988
14	Jake Holton, Jr.		2019
14	Trever Adams, Sr.		2011
14	Chad McConnell, Jr.		1992

Total Bases - Season

TB	Name	Class	Year
199	Scott Stahoviak, Jr.		1991
188	Ryan Gripp, Jr.		1999
177	Oneri Fleita, Sr.		1988
168	Steve Hinton, Jr.		1991
167	Dax Jones, Jr.		1991
162	Peyton Lewis, Sr.		1999
159	Mike McCafferty, Jr.		1991
158	Chad McConnell, Jr.		1992
154	Mike Stick, Sr.		1995
153	Trever Adams, Sr.		2011
153	Rick Freehling, Jr.		1991
153	Ryan Martindale, Sr.		1991

On-Base % - Season

OBP	Name	Class	Year
.600	Scott Stahoviak, Jr.		1991
.561	Scott Stahoviak, So.		1990
.559	Chad McConnell, Jr.		1992
.532	Scott Stahoviak, Fr.		1989
.522	Steve Hinton, Fr.		1989
.517	Ryan Gripp, Jr.		1999
.504	Chad McConnell, So.		1991
.496	Zach Daeges, Sr.		2006
.495	Dax Jones, Jr.		1991
.494	Rick Freehling, Jr.		1991

Since 1989 (Min. 75 at-bats)

Walks - Season

BB	Name	Class	Year
65	Bill Meier, Sr.		1988
55	Chris Gadsden, So.		1986
53	Chad Meyers, So.		1995
53	Elvis Dominguez, Fr.		1983
52	Bill Meier, So.		1986
51	Pat Mooney, Jr.		1989
51	Darin Ruf, Jr.		2008
50	Rick Freehling, Jr.		1991
50	Bill Meier, Fr.		1985

Hit by Pitches - Season

HBP	Name	Class	Year
35	Robbie Knight, Fr.		2007
25	Kyle Hess, Sr.		2025
24	Robbie Knight, So.		2008
21	Chad McConnell, Jr.		1992
19	Will MacLean, Sr.		2025
19	Vicente Cafaro, Jr.		2008
19	Steve Winkelmann, Fr.		2008
17	Parker Upton, Jr.		2019
16	Colin Shockey, Sr.		2005
16	Tony Daniel, Jr.		2004

Sacrifice Bunts - Season

SH	Name	Class	Year
22	Nick Judkins, Jr.		2011
22	Vince Pietro, Jr.		1999
19	Federico Castagnini, Jr.		2013
18	Brad Dutton, Sr.		2005
18	Michael Lam, Sr.		2008
17	Joe Servais, Sr.		2008
17	Ross Sinclair, Sr.		2007
16	Ryan Fitzgerald, So.		2014
16	Vicente Cafaro, Jr.		2008
15	Vince Pietro, So.		1998
15	Brad Dutton, Jr.		2004
15	Chad Ogden, Sr.		2007
15	Steve Winkelmann, Jr.		2007

Sacrifice Flies - Season

SF	Name	Class	Year
8	Dan Norquist, Sr.		2005
8	Steve Winkelmann, Jr.		2007
7	Chad Huebner, Sr.		1994
7	Mike Stick, Sr.		1995
7	Eric Brown, Jr.		2000
7	Darin Ruf, So.		2007
7	Daniel Woodrow, So.		2015
6	Nine players, last by Jack Strunc, Sr.		2019

Stolen Bases - Season

SB	Name	Class	Year
52	Chad Meyers, So.		1995
35	Bill Meier, Sr.		1988
34	Doug Palmer, Jr.		1982
32	Daniel Woodrow, Jr.		2016
32	Chad Meyers, Fr.		1994
32	Dax Jones, Jr.		1991
31	Chad Meyers, Jr.		1996
31	Eric Boddie, Jr.		1988
29	Chad McConnell, Jr.		1992
27	Nolan Sailors, Sr.		2025
27	Chris Hinrichs, Sr.		2002
27	Kimera Bartee, Jr.		1993


Putouts - Season

PO	Name	Class	Year
615	Darin Ruf, Sr.		2009
602	Nick Judkins, Sr.		2012
598	Nick Judkins, Jr.		2011
587	Darin Ruf, So.		2007
575	Scott Stahoviak, So.		1990
557	Reagan Fowler, Sr.		2016
557	Reagan Fowler, So.		2014
554	Ian Dike, Sr.		2010
551	Darin Ruf, Jr.		2008
540	Dan Norquist, Sr.		2005


Assists - Season

A	Name	Class	Year
234	Brad Dutton, Sr.		2005
201	Vicente Cafaro, Sr.		2009
196	Doug Palmer, So.		1982
195	Tony Roth, Sr.		2005
192	Bob Langer, Jr.		1991
190	Ken Sarna, Sr.		2000
188	Chad Ogden, Sr.		2007
183	Jimmy Swift, Sr.		2011
182	Jake Peter, Jr.		2014
182	Jon Dunlop, Sr.		1995
182	Jon Dunlop, Jr.		1994

- **Bold** = Played in 2025
- **Bold Italics** = Current player



Steve Hinton drove in 90 runs in 1991 to top the Creighton charts and lead the Valley that season.



Darin Ruf remains the Creighton record holder with 615 putouts in 2009.



Robbie Knight is first in career HBP with 81 and also holds two of the top three season marks (35-2007 & 24-2008).

Pitching Records

Wins - Career

W	Name	Years
33	Mike Heathcott	1988-91
30	Dan Smith	1988-90
29	Alan Benes	1991-93
24	Jonas Dufek	2008-11
24	Drue Councill	1995-98
22	Matt Warren	2013-16
21	Dylan Tebrake	2019-22
21	Ernie Rongish	1972-75
21	Pat Venditte	2005-08
20	Rollie Lacy	2014-17
20	Steve Grasley	2001-04
20	Dan Gooris	1998-01
20	Brian Fassbender	1992-95
20	Brian O'Connor	1990-93

Wins - Season

W	Name	Class	Year
15	Mike Heathcott, Sr.		1991
14	Dan Smith, Jr.		1990
12	Jonas Dufek, Sr.		2011
12	Scott Reese, So.		2005
12	Steve Grasley, Sr.		2004
11	Alan Benes, So.		1992
11	Alan Benes, Fr.		1991
10	Ryan Tapani, Sr.		2018
10	Matt Warren, So.		2014
10	Ty Blach, So.		2011
10	Drue Councill, Fr.		1995
10	Brian O'Brien, So.		1992
10	Dave Driggers, Sr.		1988
10	Dan Gooris, So.		1999
10	Peyton Lewis, Sr.		1999
10	Ben Mancuso, Jr.		2007

E.R.A. - Career

ERA	Name	Years
1.95	David Gerber	2014-17
2.42	Ethan DeCaster	2015-17
2.68	Rick Heiserman	1992-94
2.69	Matt Warren	2013-16
2.78	Ty Blach	2010-12
2.80	Dylan Tebrake	2019-22
2.80	Rollie Lacy	2015-17
2.84	Nick Highberger	2013-16
2.84	Tom Garvey	1968-71
2.85	Dan Smith	1988-90
2.86	Pat Venditte	2005-08

(Min. two years and 100 IP)

E.R.A. - Season

ERA	Name	Class	Year
1.62	Tommy Steier, Jr.		2022
1.88	Pat Venditte, Jr.		2007
1.96	Dan Smith, Jr.		1990
2.01	Dave Hartnett, So.		1984
2.02	Andy Masten, Sr.		2007
2.03	Matt Warren, So.		2014
2.08	Jonas Dufek, Sr.		2011
2.09	Bryan Sova, Sr.		2014
2.10	Rick Berlin, Sr.		1970
2.13	Tom Garvey, Jr.		1970

(Min. 50 innings or 1 IP per team game)

Pitching App. - Career

App.	Name	Years
130	Mark Winkelman	2010-13
123	Scott Reese	2004-07
115	Jack VanLeur	2008-11
110	Pat Venditte	2005-08
108	Nick Highberger	2013-16
97	Steve Grasley	2001-04
95	Bobby Lackovic	2007-10
88	Brandon Bird	2001-05
86	Paul Bergstrom	2019-23
86	David Gerber	2014-17
86	Kurt Spomer	2009-12

Pitching App. - Season

App.	Name	Class	Year
38	Pat Venditte, Jr.		2007
37	Mark Winkelman, So.		2012
37	Pat Venditte, Sr.		2008
37	Scott Reese, So.		2005
36	Jack VanLeur, Sr.		2009
35	Reese McGraw, Jr.		2011
35	Kurt Spomer, Jr.		2011
35	Mark Winkelman, So.		2011
35	Bobby Lackovic, Sr.		2010
34	Jack VanLeur, Sr.		2011
34	Bobby Lackovic, Jr.		2009
34	Andy Masten, Sr.		2007
34	Kurt Spomer, Sr.		2012

Winning % - Career

Pct.	Name	Years
.867	Ryan Tapani (13-2)	2017-18
.867	Steve Neneman (13-2)	2000-01
.808	Dylan Tebrake (21-5)	2019-22
.800	Rollie Lacy (20-5)	2014-17
.800	Nick Highberger (12-3)	2013-16
.759	Matt Warren (22-7)	2013-16
.750	Mike Heathcott (33-11)	1988-91
.731	Marc Lewis (19-7)	2004-07
.725	Alan Benes (29-11)	1991-93
.724	Pat Venditte (21-8)	2005-08

(Min. two years and 15 decisions)

Winning % - Season

Pct.	Name	Class	Year
1.000	Scott Reese, So. (12-0)		2005
.923	Jonas Dufek, Sr. (12-1)		2011
.909	Ryan Tapani, Sr. (10-1)		2018
.909	Matt Warren, So. (10-1)		2014
.909	Peyton Lewis, Sr. (10-1)		1999
.909	Brian O'Brien, So. (10-1)		1992
.833	Mike Heathcott, Sr. (15-3)		1991
.833	Dave Driggers, Sr. (10-2)		1988
.824	Dan Smith, Jr. (14-3)		1990
.818	Evan Johnson, Sr. (9-2)		2019
.818	Rollie Lacy, So. (9-2)		2016

(Min. 10 decisions)

Innings Pitched - Career

IP	Name	Years
362.1	Drue Councill	1995-98
350.0	Mike Heathcott	1988-91
322.1	Alan Benes	1991-93
315.1	Dan Smith	1988-90
302.0	Dan Gooris	1998-01
297.2	Ty Blach	2010-12
295.0	Steve Grasley	2001-04
274.1	Jonas Dufek	2008-11
273.1	Christian Sterling	1996-98
273.1	Brian O'Connor	1990-93
254.1	Rollie Lacy	2014-17

Innings Pitched - Season

IP	Name	Class	Year
132.0	Mike Heathcott, Sr.		1991
120.1	Ty Blach, Jr.		2012
120.0	Alan Benes, So.		1992
119.2	Dan Smith, Jr.		1990
117.0	Steve Grasley, Sr.		2004
114.2	Dan Gooris, Jr.		2000
113.1	Dan Smith, So.		1989
112.2	Jonas Dufek, Sr.		2011
107.1	Drue Councill, Fr.		1995
106.1	Dan Johnston, Jr.		1988

Strikeouts - Career

K	Name	Years
312	Dan Smith	1988-90
307	Alan Benes	1991-93
282	Drue Councill	1995-98
274	Steve Grasley	2001-04
258	Mike Heathcott	1988-91
255	Pat Venditte	2005-08
244	Jonas Dufek	2008-11
241	Ty Blach	2010-12
235	Christian Sterling	1996-98
230	Dylan Tebrake	2019-22

Strikeouts - Season

K	Name	Class	Year
134	Dan Smith, Jr.		1990
128	Jonas Dufek, Sr.		2011
122	Alan Benes, Jr.		1993
115	Dylan Tebrake, Jr.		2022
114	Peyton Lewis, Sr.		1999
110	Alan Benes, So.		1992
108	Dan Smith, So.		1989
101	Steve Grasley, Sr.		2004
101	Pat Venditte, Sr.		2008
100	Ty Blach, So.		2011

Saves - Career

SV	Name	Years
25	David Gerber	2014-17
24	Steve Grasley	2001-04
18	Steve Plummer	1987-89
18	Scott Reese	2004-07
16	Bobby Kametas	2018-19
16	Andy Masten	2007
16	Kurt Spomer	2009-12
15	Rick Heiserman	1992-94
15	Brandon Bird	2001-05
14	Tommy Steier	2020-23
14	Bryan Gillis	1992-96

Saves - Season

SV	Name	Class	Year
16	Andy Masten, Sr.		2007
13	Garrett Langrell, Fr.		2025
13	Kurt Spomer, Jr.		2011
12	Chris Ringleb, Sr.		2000
12	Rick Heiserman, Fr.		1992
11	David Gerber, Jr.		2016
11	Brandon Bird, Sr.		2005
11	Steve Grasley, So.		2002
11	Scott Yahraus, Fr.		1999
9	Bobby Kametas, Sr.		2019
9	David Gerber, So.		2015
9	Bryan Sova, Sr.		2014
9	Kevin Frederick, Jr.		1997
9	Aaron Puffer, Jr.		1993

Complete Games - Career

CG	Name	Years
21	Dan Smith	1988-90
19	Alan Benes	1991-93
15	Mike Heathcott	1988-91
13	Brian Fassbender	1992-95
12	Tom Traen	1980-83
10	Christian Sterling	1996-98
10	Brian Collignon	1981-82
10	Lou Halamek	1978-81
9	Cory Slining	2000-01
9	Kevin Kristan	1980-83

Complete Games - Season

CG	Name	Year
6	Cory Slining, Sr.	2001
4	Ty Blach, Jr.	2012
4	Jeff Daneff, Sr.	2003
4	Peyton Lewis, Sr.	1999
3	Steve Grasley, Sr.	2004
3	Tom Oldham, Jr.	2002
3	Cory Slining, Jr.	2000

(Since 1999)


- **Bold** = Played in 2025
- **Bold Italics** = Current player



David Gerber is Creighton's career leader in saves (25).



Bobby Kametas' 16 career saves, nine in 2019, moved him into the career and single season Bluejay ranks.



Dan Smith sits atop the all-time charts for strikeouts in a season (134) and career (312).



Ryan Tapani holds the top spot in career winning percentage with .867 going 13-2 in his career. His 2018 mark of 10-1 (.909) is tied for third-best.

Single-Game Records

Team Hitting	
At Bats	
58 at Air Force	2/14/99
Hits	
30 vs. Grand View	2/28/91
Runs	
33 vs. Nebraska-Omaha	3/24/86
Runs In An Inning	
15 vs. Delaware State (1st)	3/9/98
14 vs. Dana (1st)	4/15/03
Doubles	
12 vs. Dana	4/15/03
Triples	
4 vs. Villanova	5/14/15
4 vs. Chicago State	3/16/08
4 vs. Northern Illinois	3/20/99
4 vs. Iowa State	5/22/95
Home Runs	
8 at Xavier	4/20/18
Runs Batted In	
28 vs. Dana	4/15/03
Stolen Bases	
10 at Butler	5/2/25
Walks	
16 vs. Doane	2/27/91
Strikeouts	
23 vs. St. Thomas (15 innings)	3/6/22

Team Pitching	
Hits Allowed	
26 vs. Nebraska	5/18/10
25 vs. Xavier	5/28/22
25 vs. UC Santa Barbara	2/23/02
24 vs. Northern Iowa	4/20/03
23 at Arizona State	2/16/01
23 vs. Northern Iowa	5/6/05
Runs Allowed	
28 at Kansas	5/10/96
27 vs. Xavier	5/28/22
24 vs. Kansas State	4/24/02
23 at Arizona State	2/16/01
Strikeouts	
16 at UNLV	2/29/20
16 vs. IPFW	3/8/09
16 at Arkansas-Little Rock	3/3/07
Walks	
13 vs. St. John's	5/21/25
Hit Batters	
7 at Charleston	3/1/25
7 at Loyola Marymount	2/26/22

Team Fielding	
Double Plays	
6 vs. Missouri State	5/14/94

Individual Hitting	
At Bats	
7 Ben North at Butler	5/4/25
7 Matt Scherrman at Butler	5/4/25
7 Nolan Clifford at Wichita State	3/18/23
7 Jack Grace at Wichita State	3/18/23
7 Ben North at Wichita State	3/18/23
7 Nolan Sailors at Wichita State	3/18/23
7 Andrew Meggs vs. St. Thomas	3/6/22
7 Andrew Meggs at Kansas	3/19/21
7 Dax Roper at Kansas	3/19/21
7 Jake Holton at Saint Louis	3/12/19
7 Isaac Collins at Xavier	4/20/18
7 Jack Strunc at Xavier	4/20/18
7 Isaac Collins vs. #14 St. John's	4/7/17
7 Mike Gerber vs. Illinois State	4/28/12
7 Nick Judkins vs. Illinois State	4/28/12
7 Anthony Bemboom vs. Illinois State	4/28/12
7 Robbie Knight vs. So. Illinois	5/3/08
7 Ross Sinclair vs. Albany	6/2/07
7 Zach Daeges vs. Illinois State	4/18/04
7 Pete Wiedewitsch vs. Illinois State	4/18/04
7 Seth Brown vs. Dana	4/15/03
7 Scott Allen vs. Michigan State	2/24/02
7 Dan Lawler at Evansville	2/23/01
7 Steve Ruh at Evansville	2/23/01
7 Chris Steele at Evansville	2/23/01
7 Eric Brown at Kansas	2/25/00
7 Troy Carley at Kansas	2/25/00
7 Vince Pietro at Kansas	2/25/00
7 Vince Pietro at Air Force	2/14/99
7 Jon Dunlop vs. Missouri State	5/20/95
7 Chad Meyers vs. Missouri State	5/20/95
7 Bobby Langer vs. Grand View	2/28/91
7 John Pivovar vs. Bradley	4/29/90
Runs	
6 Jon Dunlop vs. Northern Iowa	4/2/95
Hits	
6 Chris Gadsden vs. Benedictine	3/21/88
6 Ryan Gripp at Air Force	2/14/99
Doubles	
4 Ken Sarna vs. Kansas	3/26/97
4 Oneri Fleita vs. Purdue	1988
Triples	
2 By numerous players, last by Nolan Sailors vs. Villanova	4/27/25
Home Runs	
3 Kevin Frederick at Minnesota	4/16/97
3 Mike Stick vs. Northern Iowa	4/2/95
Runs Batted In	
10 Ryan Martindale vs. Grand View	2/28/91
10 Ben North at Houston Christian	2/23/24
Walks	
5 Rick Freehling vs. Doane	2/27/91
5 Ryan Gripp at Indiana State	3/27/99
Strikeouts	
5 Jared Wegner vs. Omaha	5/10/22
5 Kyle Hess vs. St. Thomas	3/6/22
5 Pat Mooney vs. Southern Illinois	4/22/89
Hit By Pitch	
4 Robbie Knight vs. Oklahoma	3/7/07
Stolen Bases	
3 By numerous players, last by Tate Gillen at Butler last by Ben North at Butler	5/4/25 5/4/25

Individual Pitching	
Strikeouts	
15 Dylan Tebrake vs. Butler, 9.0 IP	5/13/22
14 Peyton Lewis vs. Missouri St., 6.1 IP	4/17/99
13 Steve Grasley vs. Bradley, 9 IP	5/17/03
13 Jonas Dufek vs. Valparaiso, 9 IP	3/19/11
Combined Strikeouts	
16 Tommy Steier (3), Ryan Windham (5), Griffin Holderfield (5) and Jonah Smith (3) vs. UNLV	2/29/20
16 Otto Roberts (8), Jonas Dufek (1), Jack VanLeur (4), Kirk Clark (1) and Bobby Lackovic (2) vs. IPFW	3/8/09
16 Marc Lewis (6) and Pat Venditte (10) at Arkansas-Little Rock	3/3/07
Runs Allowed	
14 Brian O'Connor vs. Oklahoma	3/22/91
Walks	
9 Mike Heathcott vs. Southern Illinois	4/13/91
9 Drue Councill vs. Southern Illinois	4/27/97
9 Peyton Lewis at Wichita State	5/14/99
Hits Allowed	
14 Tom Oldham at Wichita State	4/25/03
13 Drue Councill vs. Ohio State	2/20/97
13 Dan Gooris vs. Indiana State	4/8/00
13 Mike Perkins at Bradley	5/8/02
13 Steve Grasley vs. Northern Colorado	4/9/04
13 Ty Blach vs. Wichita State	5/6/11

Individual Fielding	
Putouts (Since 1999)	
21 Jason Allbery vs. St. John's	4/7/17
20 Reagan Fowler vs. Butler	4/17/16

Miscellaneous Records	
Hits In Consecutive At Bats	
10 Oneri Fleita vs. Navy, Purdue (DH) and Fairleigh Dickinson	3/9-10/88
Hit For The Cycle	
Ryan Gripp vs. Wichita State	5/13/98
Chris Hinrichs vs. Dana	3/5/02
Ryan Fitzgerald vs. Omaha	4/1/03
Ryan Fitzgerald vs. Villanova	5/14/15
Individual No-Hitters	
Ray Blusiewicz (5 IP) vs. South Dakota	4/28/70
Larry LeMaster (7 IP) vs. Doane	4/2/71
Brandon Koenigstein (7 IP) at Wichita State	5/21/09
Combined No-Hitters	
Dennis Rasmussen (5.1 IP) & Joe Franco (3.2 IP) at Kansas State	4/18/80
Triple Plays	
5-4-3 vs. Oregon State	3/13/96
4-6-3 vs. Evansville	4/5/03
Consecutive Games Reaching Safely	
Trevar Adams, 45 games	3/16/11-6/6/11
• Bold = Occurred in 2025	
• Bold Italics = Current player	

NCAA Tournament Teams (1973 & 1990)

1973 District Five Playoffs

Final Record: 25-16

NCAA Results

May 28, 1973
May 29, 1973

Oklahoma 8, Creighton 1
Oral Roberts 11, Creighton 4

Tulsa, Okla.
Tulsa, Okla.

1973 Major League Baseball June Draft

39th Round (715)

Jim Lemon, 2B

Kansas City Royals

The 1973 Bluejays became the first team in school history to qualify for postseason play, as they received an at-large bid to the District Five Playoffs held in Tulsa, Okla. With a total of eight four-team districts, the 1973 NCAA Tournament consisted of 32 teams. There were a total of 216 Division I teams at that time.

Led by coach Dave Baker, the Bluejays picked up regular-season wins over Kansas State, Nebraska, Arkansas and Iowa State. In the District Five Playoffs, Creighton lost its opening game to Oklahoma, who would advance to the College World Series and was eliminated by Oral Roberts.

Sophomore pitcher Ernie Rongish led Creighton with a 6-3 record as a starter, earning second-team Academic All-America honors. Freshman Gary McCabe led the team with a 1.38 ERA and 64 strikeouts. Junior left-hander Jim Roach appeared in a team-high 13 games.

Offensively, senior co-captain Jim Lemon was the team's most productive player, compiling 42 hits in 142 at-bats for a .296 batting average. The centerfielder also tied for the team-lead with nine stolen bases and would be drafted in the 39th round of the June 1973 MLB Draft by the Kansas City Royals. Senior shortstop Steve Naval, also a co-captain on the 1973 squad, led the team with five home runs and 10 doubles. Sophomore first baseman Ron Thornam paced Creighton with 23 RBI.



1990 NCAA Central Regional

Final Record: 48-22

NCAA Results

May 25, 1990
May 26, 1990
May 27, 1990
May 27, 1990

Creighton 9, Clemson 6
Cal State Fullerton 6, Creighton 3
Creighton 4, Clemson 3
Texas 11, Creighton 9

Austin, Texas
Austin, Texas
Austin, Texas
Austin, Texas

1990 Major League Baseball Draft

1st Round (16)

Dan Smith, LHP

Texas Rangers

39th Round (1015)


Mike Heathcott, RHP

New York Yankees

46th Round (1172)

Ryan Martindale, OF

St. Louis Cardinals



After a 17-year absence from postseason play, the 1990 squad ended the drought and began a streak of three consecutive NCAA Regional appearances for the Bluejays. Creighton earned an at-large bid to the NCAA Tournament after finishing third in the MVC with a 13-7 league mark.

At the NCAA Central Regional in Austin, Texas, the Bluejays picked up their first-ever NCAA Tournament win over Clemson in the opener. After a 6-3 loss to eventual CWS qualifier Cal State Fullerton, Creighton came back to defeat Clemson for the second time the next day. The dream of reaching the CWS ended, however, with an 11-9 loss to the host Texas Longhorns.

The team's 48 wins were a school-record at that time, as head coach Jim Hendry directed the squad to the NCAA Tournament in his sixth full season. Hendry would go on to coach only one more season, before making the jump to professional baseball where he currently serves as a special assistant scout for the New York Yankees.

Individual accolades went hand-in-hand with the team's success. Junior left-handed pitcher Dan Smith was named the MVC Pitcher of the Year after leading the league with a 14-3 record and a then-school-record 1.96 ERA. Smith recorded 12 complete games, five shutouts and 134 strikeouts as a junior before being selected in the first round (16th pick) of the 1990 MLB Draft by the Texas Rangers. He received first-team All-America honors from both *Baseball America* and the ABCA following the season, as well as First Team All-MVC laurels.

Joining Smith on the All-MVC First Team were junior outfielder John Pivovar and sophomore infielder Scott Stahoviak. Pivovar hit .339 in 61 starts, tallying 11 doubles, four triples, five home runs and 35 RBI, to go along with a .988 fielding percentage. Stahoviak led the team in nearly every offensive category, including MVC-best totals with a .417 batting average, 95 hits and 25 doubles. His .561 on-base percentage would be a school record until he bettered the mark the following season and his batting average and doubles total still rank among the top-five at Creighton.

Stahoviak was also voted onto the All-Regional Team at first base, after batting 9-for-16 in Creighton's four postseason games. Joining Stahoviak on the team was fellow sophomore Steve Hinton, who was selected for his play in left field. Hinton picked up six hits, scored five runs and drove in four during Regional play.

NCAA Tournament Teams (1991)

1991 College World Series

The shining moment for the Creighton baseball program came during a magical season in 1991, as the Bluejays advanced to the College World Series in its hometown for the first and only time in school history. Making only its third NCAA Tournament appearance, the Bluejays swept through the West I Regional in Los Angeles, Calif. Creighton defeated Pepperdine, Minnesota, top-seed and host USC and Hawai'i in the regional final to advance to the CWS.

With the support of its home fans at Rosenblatt Stadium, seventh-seeded Creighton fed off their energy in upsetting second-seeded Clemson in the first round, 8-4. Then in an epic battle against MVC rival Wichita State, the Bluejays suffered a heartbreaking 3-2, 12-inning loss. In an elimination game, Creighton responded to rock Long Beach State, 13-4, to earn one more shot at the Shockers. However, Creighton's dream season ended shy of the national championship game, as Wichita State defeated the Bluejays, 11-3, for the Shockers' eighth win in eight games against Creighton during the season.

The 1991 squad rewrote the record books, with many marks still standing today, including the 51-win total reached during the season. Creighton finished as the nation's top offense, hitting a school-record .355 during the year. The Bluejays also broke and still hold school records in runs (667), hits (904), RBI (611), doubles (184), triples (60), home runs (107), total bases (1,529) and slugging percentage (.601). Every Creighton regular hit above the .330 mark during the team's remarkable offensive season.

Individually, junior Scott Stahoviak became the program's first National Player of the Year, earning the award from the American Baseball Coaches Association. Also named the MVC Player of the Year and a first-team All-American, Stahoviak led the Bluejays with an incredible .449 batting average. He also set school records with 120 hits, 87 runs, 199 total bases and a .600 on-base percentage.

On the mound, senior Mike Heathcott turned in a season for the ages, winning a school-record 15 games and logging a Creighton-best 132 innings of work to earn Second Team All-America accolades from *Collegiate Baseball*. Joining Stahoviak and Heathcott on the All-MVC First Team were junior centerfielder Dax Jones and designated hitter Steve Hinton. Jones still holds the Creighton single-season record with 11 triples, while Hinton is the record-holder with 278 at-bats and 90 RBI.

Six other Bluejays were named to the Second Team All-Valley squad and a total of six players from the 1991 team went on to play in the major leagues: Stahoviak, Jones, Heathcott, sophomore Chad McConnell and freshmen Alan Benes and Kimera Bartee. Head coach Jim Hendry left the program following the season to take a position with the expansion Florida Marlins.

Final Record: 51-22

West I Regional Results

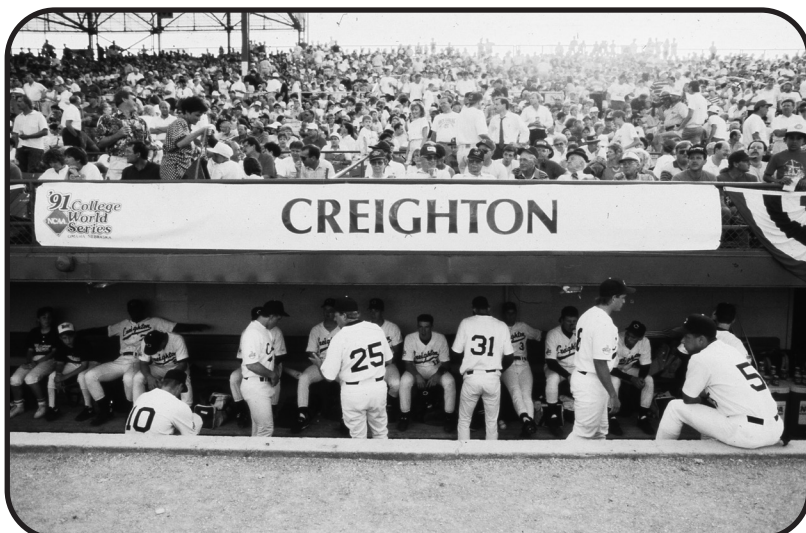

May 24, 1991	Creighton 5, Pepperdine 3	Los Angeles, Calif.
May 25, 1991	Creighton 8, Minnesota 3	Los Angeles, Calif.
May 26, 1991	Creighton 8, USC 7 (10 inn.)	Los Angeles, Calif.
May 27, 1991	Creighton 15, Hawaii 8	Los Angeles, Calif.

College World Series Results

June 1, 1991	Creighton 8, Clemson 4	Omaha, Neb.
June 3, 1991	Wichita State 3, Creighton 2 (12 inn.)	Omaha, Neb.
June 4, 1991	Creighton 13, Long Beach State 4	Omaha, Neb.
June 6, 1991	Wichita State 11, Creighton 3	Omaha, Neb.


1991 Major League Baseball Draft

1st Round (27)	Scott Stahoviak, 1B-3B	Minnesota Twins
8th Round (220)	Dax Jones, OF	San Francisco Giants
9th Round (237)	Steve Hinton, OF-1B	Kansas City Royals
13th Round (347)	Ryan Martindale, C	Cleveland Indians
13th Round (359)	Mike Heathcott, RHP	Chicago White Sox
50th Round (1300)	Bobby Langer, SS	Chicago White Sox




NCAA Tournament Teams (1992 & 1999)

1992 NCAA Central Regional



MVC Pitcher of the Year
Alan Benes




MVC Player of the Year
Chad McConnell


The 1992 team capped the best three-year run in program history, winning 41 games and qualifying for its third consecutive NCAA Tournament. Despite losing eight regulars from the 1991 College World Series team and under new leadership with first-year head coach Todd Wenberg, the Bluejays exceeded the expectations of many.

Final Record: 41-19-1		
NCAA Results		
May 22, 1992	Creighton 11, UT-Arlington 6	Austin, Texas
May 23, 1992	Long Beach St. 5, Creighton 2	Austin, Texas
May 24, 1992	VCU 5, Creighton 4 (11 inn.)	Austin, Texas
1992 Major League Baseball Draft		
1st Round (13)	Chad McConnell, OF	Philadelphia Phillies
35th Round (992)	Rick Freehling, OF	Florida Marlins

Creighton finished second behind nemesis Wichita State in the MVC standings and received an at-large bid to the NCAA Central Regional in Austin, Texas. After defeating Texas-Arlington in their regional opener, the Bluejays lost two close games to Long Beach State and Virginia Commonwealth to end hopes of a second straight trip to Rosenblatt Stadium and the CWS.



Kimera Bartee




Rick Freehling

The Bluejays swept the player of the year awards in the conference, as junior rightfielder Chad McConnell was named the MVC Player of the Year and sophomore right-hander Alan Benes was tabbed the MVC Pitcher of the Year. McConnell also captured first-team All-America honors as he batted .400 with 14 home runs and an MVC-best 73 RBI. He went on to play on the 1992 U.S. Olympic team and was drafted in the first round of the 1992 MLB Draft by the Philadelphia Phillies. Benes finished the season 11-3 with nine complete games, 110 strikeouts and a 3.14 ERA. He would go on to play eight major league seasons, six for the St. Louis Cardinals, and now works in the team's front office.

Joining McConnell and Benes on the All-MVC First Team was senior designated hitter Bob Langer. Langer remains third on Creighton's career doubles list, with 61. Catcher Brian Davidson, utility man Kimera Bartee and outfielder Rick Freehling earned Second Team All-MVC honors. Curiously missing from MVC postseason recognition were pitchers Brian O'Brien and Rick Heiserman. O'Brien, a sophomore left-handed middle reliever, finished 10-1 to lead the MVC in winning percentage at .909. Heiserman, a freshman right-handed reliever, tied for the MVC lead with future Major Leaguer Darren Dreifort of Wichita State with 12 saves. Heiserman did land on *Collegiate Baseball's* Freshman All-American team.

A total of 14 players from the 1992 team went on to play professionally, including Bartee, Benes, McConnell and Heiserman, who went on to play in the Major Leagues.

1999 South Bend (Ind.) Regional



MVC Pitcher of the Year and All-American
Peyton Lewis


The Bluejays returned to the NCAA Tournament for the fourth time in the decade in 1999 under the direction of MVC Coach of the Year Jack Dahm. Creighton finished third in the MVC regular season standings behind Wichita State and Missouri State with an 18-13 record, but earned an at-large bid. Losses to host Notre Dame and Michigan at the South Bend Regional ended the Bluejays' season at 38-25.

Final Record: 38-25		
NCAA Results		
May 28, 1999	Notre Dame 8, Creighton 1	South Bend, Ind.
May 29, 1999	Michigan 13, Creighton 5	South Bend, Ind.
1999 Major League Baseball Draft		
3rd Round (110)	Ryan Gripp, 3B	Chicago Cubs
18th Round (553)	Peyton Lewis, RHP	Toronto Blue Jays

Creighton was led by do-it-all senior transfer Peyton Lewis, who transferred from NAIA Midland University. He was named the MVC Pitcher and Newcomer of the Year after posting a 10-1 record on the mound with a 3.30 ERA in 17 appearances, striking out 114 batters in 103.2 innings of work. Lewis was also very formidable with the bat, hitting .339 with an eye-popping 41 extra base hits on 18 doubles, four triples and 19 home runs. He earned First Team All-MVC laurels as a pitcher and second-team honors as a utility player. He was also voted an NCBWA Second Team All-American.



Vince Pietro



All-American
Ryan Gripp

Leading the way offensively was senior third baseman Ryan Gripp, who led the team with a .395 batting average and 78 hits, 92 runs, 84 RBI, 24 doubles and 24 home runs to earn First Team All-America honors from the ABCA. Gripp and Lewis combined for 89 extra base hits, 42 doubles and 43 homers, the top two single-season home run totals in school history. The team had six starters hit above the .330 mark and out-scored its opponents 503-376.

Gripp and Lewis were named First Team All-Region and All-MVC performers, with Second Team All-MVC honors going to junior second baseman Vince Pietro and freshman relief pitcher Scott Yahraus. Pietro set a MVC and school record with 22 sacrifice bunts.

Yahraus made 11 saves in a then-school-record 32 appearances to earn Freshman All-America status.

Sophomore first baseman Dan Lawler was named a Third Team Academic All-American, freshman Scott Allen was named to the South Bend All-Regional Team and Gripp, Lewis and junior Troy Carley were MVC All-Tournament team members.

NCAA Tournament Teams (2000 & 2005)

2000 Tempe (Ariz.) Regional

The 2000 Bluejays came out of the gate as one of the hottest teams in college baseball, winning 15 of their first 16 and were a Creighton-best 21-3 after 24 contests. The team spent several weeks ranked in the top-25, peaking at No. 15.

Creighton went on to earn an at-large bid to its second consecutive NCAA Tournament. The season ended with two close losses to Miami (Ohio) and eventual College World Series qualifier Texas at the Tempe Regional, concluding with a 38-23 record

Among the bright spots of the season were 15 wins against NCAA Tournament teams in the first 25 games, a 4-1 record against MVC champ Wichita State and a crowd of 15,436 fans for the Nebraska game at Rosenblatt Stadium, the fourth-largest in NCAA history at the time.

Creighton was led by senior utility man Vince Pietro and sophomore leadoff hitter Chris Hinrichs, the team's two First Team All-MVC picks. Both starters in all 61 games, Pietro hit .333 with a team-best 80 hits while Hinrichs posted team-best totals with 20 doubles, 55 runs and 20 stolen bases. Junior outfielder Eric Brown led the squad with 12 home runs, while senior infielder Ken Sarna compiled 19 doubles and 11 home runs. Sophomore third baseman Scott Allen had a team-leading seven triples to highlight a very balanced offense.


On the mound, the Bluejays were led by junior ace Dan Gooris, who finished 7-3 with 93 strikeouts in 17 starts, logging a team-high 114.2 innings. The left-hander was an eighth-round choice of the Cincinnati Reds following the season in the 2000 MLB Draft. In the bullpen, Steve Nemenan accumulated a 7-1 record to earn Second Team All-MVC laurels. Senior reliever Chris Ringleb matched the school record with 12 saves in a team-high 33 appearances.

For the second straight season, junior first baseman Dan Lawler earned Third Team Academic All-America accolades. He also was voted to the Tempe All-Regional Team, while Gooris was selected to the MVC All-Tournament team. Lawler, Pietro and senior outfielder Troy Carley were named to the MVC Scholar-Athlete First Team.


Final Record: 38-23		
NCAA Results		
May 26, 2000	Texas 5, Creighton 4	Tempe, Ariz.
May 27, 2000	Miami (Ohio) 6, Creighton 3	Tempe, Ariz.
2000 Major League Baseball Draft		
8th Round (243)	Dan Gooris, LHP	Cincinnati Reds
22nd Round (666)	Vince Pietro, 3B	Cleveland Indians



Scott Allen



Chris Hinrichs



Dan Gooris

2005 Lincoln (Neb.) Regional

After a 2004 season that saw Creighton improve by 15 games under first-year head coach Ed Servais, the 2005 team won 13 more games to establish itself as a rising power in college baseball.

The 2005 Bluejays won the first MVC regular season championship and its 48 victories were second

all-time at Creighton. After losing in the MVC Tournament title game, Creighton received an at-large bid into the NCAA Tournament and defeated 17th-ranked North Carolina State, 8-3, in the Lincoln Regional opener. After a loss to No. 3 Nebraska, Creighton defeated the Wolfpack again in an elimination game, 11-9. Despite winning 2-of-3 during the regular season, the Bluejays could not overcome the Huskers, falling to eventual CWS participant 10-2 in the regional championship.

The remarkable turnaround executed by Servais earned Creighton's head man MVC Coach of the Year honors for the second straight season. The team's 48-17 finish was largely due to the team's fundamentally sound approach, as Creighton led the country in double plays (85), and were in the top-20 nationally in fielding percentage. The bullpen was masterful, posting a 27-3 record and a 3.72 ERA. When holding a lead after seven innings, Creighton was 33-0. Sophomore left-hander Scott Reese finished 12-0 in a then-school-record 37 appearances to earn Third Team All-America honors from the NCBWA. Senior closer Brandon Bird was nearly automatic, converting on 11 save opportunities to join Reese on the All-MVC First Team.

Senior second baseman Tony Roth and DH Zach Daeges gave Creighton four members on the All-MVC First Team. Roth set a school record with a 28-game hitting streak during the season and finished with 20 doubles and team-best 12 stolen bases. Daeges led the team with a .350 batting average and 61 RBI, also earning third team Academic All-America honors. Seniors Dan Norquist (first base) and Brad Dutton (shortstop) brought home Second Team All-MVC plaudits. Creighton finished the season ranked 28th by *Collegiate Baseball*.

Final Record: 48-17		
NCAA Results		
June 3, 2005	Creighton 8, #17 North Carolina St. 3	Lincoln, Neb.
June 4, 2005	#3 Nebraska 10, Creighton 8	Lincoln, Neb.
June 5, 2005	Creighton 11, #17 North Carolina St. 9	Lincoln, Neb.
June 5, 2005	#3 Nebraska 10, Creighton 2	Lincoln, Neb.
2005 Major League Baseball Draft		
46th Round (1391)	Eric Wordekemper, RHP	New York Yankees



Academic All-American Zach Daeges



Jeff Daneff



All-American Tony Roth

NCAA Tournament Teams (2007 & 2011)

2007 Fayetteville (Ark.) Regional

After posting a 19-5 MVC record for its best-ever conference winning percentage, Creighton captured its first MVC Tournament championship in Springfield, Mo., to earn an automatic berth to the NCAA Tournament. In its eighth NCAA appearance in school history, the Bluejays fell in the opener to Oklahoma State, but rebounded to score a tournament-high 21 runs in a win over Albany. However, the Bluejays ran into future First Round MLB draft pick Nick Schmidt of Arkansas and the Razorbacks ended Creighton's season at 45-16 overall.


Final Record: 45-16		
NCAA Results		
June 1, 2007	#22 Oklahoma State 6, Creighton 4	Fayetteville, Ark.
June 2, 2007	Creighton 21, Albany 11	Fayetteville, Ark.
June 3, 2007	#11 Arkansas 6, Creighton 0	Fayetteville, Ark.
2007 Major League Baseball Draft		
20th Round (616)	Marc Lewis, LHP	Florida Marlins
24th Round (740)	Chris Gradoville, C	Texas Rangers
45th Round (1345)	Pat Venditte, RHP/LHP	New York Yankees



Ben Mancuso (L) and Pat Venditte (R)

Built around sound fundamentals and unselfishness, the 2007 squad set school records for sacrifice bunts (93) and times hit by pitch (116). Creighton's pitching staff was remarkable, as three hurlers finished with sub-3.00 ERAs and four earned All-America recognition. Starting pitcher Ben Mancuso was named the MVC Pitcher of the Year and a third-team All-American by *Collegiate Baseball* after going 10-3 with a 2.34 ERA. Ambidextrous pitcher Pat Venditte set school records with his 1.88 ERA and 38 appearances, earning All-America status from four national publications. He was also named the MVC Tournament MVP after allowing only one run in 12 innings. Senior closer Andy Masten was named the MVC Newcomer of the Year and a Second Team All-American by the NCBWA after recording a school-record 16 saves. Midweek starter Casey Schmidt was named a Freshman All-American by *Collegiate Baseball* after finishing 6-1 with a 3.12 ERA.

Sophomore first baseman Darin Ruf was named the Joe Carter MVC Player of the Year as he led the Bluejays in 10 different offensive categories. He was also rewarded for his great defensive play, earning a Rawlings Gold Glove as the nation's best-fielding first baseman. Head coach Ed Servais was again named the MVC Coach of the Year, the third time in his first four seasons as head man. Redshirt freshman Robbie Knight set an NCAA record after being hit by 35 pitches.



Chris Gradoville



All-American Pat Venditte

2011 Corvallis (Ore.) Regional

Using a 15-6 Missouri Valley Conference record to claim the regular season crown, Creighton rolled through the MVC Tournament to earn the regular season and tournament title in the same season for the first time. It also gave Creighton the conference's automatic berth into the NCAA Tournament, the third appearance in head coach Ed Servais' tenure.

Final Record: 45-16		
NCAA Results		
June 3, 2011	#25 Creighton 2, Georgia 1	Corvallis, Ore.
June 4, 2011	#13 Oregon State 5, #25 Creighton 1	Corvallis, Ore.
June 5, 2011	Georgia 5, #25 Creighton 4 (11 inn.)	Corvallis, Ore.
2011 Major League Baseball Draft		
9th Round (280)	Jonas Dufek, RHP	Houston Astros
16th Round (504)	Trever Adams, OF	Texas Rangers

Creighton entered the tournament as the 25th ranked team in the nation, and showed what it could do in the regional opener, defeating Georgia 2-1 behind a stellar pitching performance from Jonas Dufek. The senior, who earned All-MVC First Team honors as well as All-America honors from *Collegiate Baseball*, struck out 10 batters and scattered five hits in the opener. The Bluejays hit a roadblock, falling to No. 13 Oregon State 5-1 before being eliminated from the tournament by Georgia, 5-4, in 11 innings.

As is true to any Servais coached team, the 2011 Bluejays thrived on the team-game concept, highlighted by solid defense and offensive execution. The Bluejays led the MVC and finished fourth in the nation in fielding percentage (.980), led by first baseman Nick Judkins, who finished with just two errors in 596 chances. Trever Adams provided the power for the Bluejays, earning All-America nods from *Baseball America*, NCBWA and *Collegiate Baseball* after finishing the season with a .387 batting average, 14 homers and 57 runs driven in. Mike Gerber earned Freshman All-American honors from *Collegiate Baseball* after stepping in as the everyday starting center fielder, playing flawless defense and blasting a .488 slugging percentage. On the mound, Creighton finished the season as one of three teams (Creighton, Georgia Tech and Virginia Tech) with two pitchers with 10 wins and 100 strikeouts. Dufek finished with a 12-1 record (128 strikeouts) while southpaw standout Ty Blach held a 10-3 record (100 strikeouts). Junior Kurt Spomer finished in second place on the single-season charts with 13 saves on the year.

Servais was named the MVC Coach of the Year for the fourth time in his career, highlighting the MVC awards handed out to the Bluejays following the season. Dufek, Adams and Jimmy Swift were named first teamers, while Blach, Gerber and Spomer were named to the second team. Blach also became just the seventh Creighton baseball player to garner CoSIDA Academic All-American honors.

The 2011 season marked the opening of Creighton's current home field, as well as the home of the Men's College World Series, Charles Schwab Field Omaha.



Ed Servais and the 2011 Seniors



All-American Jonas Dufek



All-American Trever Adams

NCAA Tournament Teams (2012)

2012 Los Angeles (Calif.) Regional

Entering the MVC Tournament with a disappointing 22-28 record, few outside of Omaha gave the Bluejays a chance to defend their 2011 MVC title. Not only did the Bluejays prove their doubters wrong, they did it in dominant fashion with a win over the No. 1 seed, Indiana State (5-0) on May 22.

The Bluejays followed with 11-5 and 10-3 wins over Illinois State, advancing to a championship matchup with Southern Illinois on May 26. Creighton took the matchup with the Salukis by a 8-6 score, plating four runs in the bottom of the seventh to capture the MVC's automatic berth into the NCAA Tournament.

Creighton drew the second-ranked UCLA Bruins in the opening game, falling to Bruins' ace Adam Plutko in a two-hit shutout, 3-0. Facing elimination, the Bluejays responded with six runs in the first four innings to seize control against San Diego. Senior Shane Liska held the Toreros to one run on three hits over five innings, while his senior Anthony Bemboom delivered a 2-for-5, three RBI day at the plate. The ensuing day brought another elimination game, this one against New Mexico on June 3. Bemboom stepped to the forefront once more in the first inning, smacking a three-run home run to put the Bluejays out in front. Staked to a 3-0 lead, senior Erik Mattingly held the Lobos to two runs on three hits in six innings. The Bluejay offense tacked on two more runs in the fourth and the fifth innings to claim the 7-2 victory, setting up a rematch with the Bruins.

Creighton continued its early offense with two runs in the first against UCLA, but the Bruins matched it with two in the bottom half, then plated five in the third as the Bruins eliminated Creighton, 13-5. Junior Ty Blach, who tossed a shutout against Indiana State to start the Bluejays postseason run, was selected in the fifth round of the MLB draft, while Bemboom went in the 22nd round to the Los Angeles Angels of Anaheim. Bemboom was the lone Bluejay to claim postseason accolades, taking home All-MVC Second Team honors.

Final Record: 28-30		
NCAA Results		
June 1, 2012	#2 UCLA 3, Creighton 0	Los Angeles, Calif.
June 2, 2012	Creighton 8, San Diego 2	Los Angeles, Calif.
June 3, 2012	Creighton 7, New Mexico 2	Los Angeles, Calif.
June 3, 2012	#2 UCLA 13, Creighton 5	Los Angeles, Calif.
2012 Major League Baseball Draft		
5th Round (178)	Ty Blach, LHP	San Francisco Giants
22nd Round (611)	Anthony Bemboom, C	Los Angeles Angels




Ty Blach



Anthony Bemboom



Shane Liska



Erik Mattingly



NCAA Tournament Teams (2019)

2019 Corvallis (Ore.) Regional

Entering the 2019 season with more power and offensive potential than most Bluejay squads during his tenure, head coach Ed Servais let his team blast away. The result was 67 home runs, the most under a team guided by Servais and the highest for a Bluejay squad since the 1999 team launched 77. The high-powered offense led directly to victories as the Bluejays went 29-4 in games they hit at least one home run. Creighton closed the season with a 41-13 mark, including 14-4 in the BIG EAST to claim the Bluejays' regular-season crown. Reaching the conference tournament as the top seed for the third time, the Bluejays blazed through the other three teams. Creighton bested Seton Hall 10-9 in the opening round, defeated St. John's 17-13 in the semifinals, then defeated Xavier 9-8 to claim the conference's automatic berth.

After dropping the opening round matchup with Michigan and facing elimination, an explosive third inning (three runs on three hits, including a leadoff home run by junior Isaac Collins) and a strong pitching performance from senior Evan Johnson (5.1 innings of three-hit ball) and junior John Sakowski (3.2 innings of scoreless relief) lifted the Bluejays past defending national champion Oregon State.

The Bluejays followed up with a 6-1 victory over Cincinnati to force a rematch with eventual MCWS runner-up Michigan. Trailing 7-4 in the top of the ninth, the Bluejays bats came alive, scoring seven runs in the frame to take an 11-7 lead and force another game. Creighton's season, however, came to an end as Michigan plated five in the bottom of the fourth inning and another six in the seventh inning to eliminate the Bluejays, 17-6.

Senior Mitch Ragan was named the BIG EAST Pitcher of the Year, with an 8-3 record in 99.1 innings of work, while junior Jake Holton claimed BIG EAST Player of the Year honors with a .463 batting average in conference play.

Creighton earned the BIG EAST Coaching Staff of the Year award for the second time in four seasons, while Collins earned a spot on the BIG EAST First Team hitting .293 on the season. Four Bluejays claimed All-BIG EAST Second Team honors with the recognition going to seniors pitchers Denson Hull (4-1, 1.78 ERA) and Evan Johnson (4-2, 2.43 ERA) as well as outfielders Will Robertson (hitting .325 with five homers in conference play) and Jared Wegner, who posted a .340 batting average in conference action.

Following the season, an impressive six Bluejays were taken in the 2019 MLB Draft. Robertson, who led the team with 15 home runs and a team-best 67 RBI, was the first of three Bluejays taken on the second day of the draft. Robertson was selected in the fourth round by the Toronto Blue Jays, while Collins went in the ninth round to the Colorado Rockies. Holton, who led the squad with a .386 batting average and 80 hits, was taken in the 10th round by the Detroit Tigers. The third day of the MLB Draft saw Ragan go in the 15th round to the New York Mets, senior Jack Strunc go in the 25th round to the Miami Marlins and Hull earn a 29th round selection by the Arizona Diamondbacks.


Final Record: 41-13

NCAA Results

May 31, 2019	Michigan 6, Creighton 0	Corvallis, Ore.
June 1, 2019	Creighton 4, #16 Oregon State 2	Corvallis, Ore.
June 2, 2019	Creighton 6, Cincinnati 1	Corvallis, Ore.
June 2, 2019	Creighton 11, Michigan 7	Corvallis, Ore.
June 3, 2019	Michigan 17, Creighton 6	Corvallis, Ore.

2019 Major League Baseball Draft

4th Round (117)	Will Robertson, OF	Toronto Blue Jays
9th Round (279)	Isaac Collins, INF	Colorado Rockies
10th Round (292)	Jake Holton, INF	Detroit Tigers
15th Round (448)	Mitch Ragan, RHP	New York Mets
25th Round (741)	Jack Strunc, SS	Miami Marlins
29th Round (842)	Denson Hull, LHP	Arizona Diamondbacks



NCAA Tournament Teams (2025)

2025 Fayetteville (Ark.) Regional

Returning to the NCAA Tournament for the first time since 2019, Creighton Baseball got to relive a bit of its own history as the Bluejays went to Fayetteville, the site Creighton was sent in 2007. Coming off a strange 2024 campaign that saw the Bluejays miss the BIG EAST Tournament for just the second time, the 2025 squad was uniquely motivated. Before the season began it was announced that 2025 would be the last for head coach Ed Servais.

Creighton not only sent its skipper Ed Servais off with an NCAA Tournament appearance, but the Bluejays went 17-4 in BIG EAST contests to win the regular season and the overall top seed in the conference tournament. Once in Mason, Ohio for the BIG EAST Tournament, the Bluejays disposed of St. John's in the opening round, 10-8, then bested BIG EAST rival Xavier, 11-8, in the winner's bracket. Finally the Bluejays defeated Connecticut, 7-4, to earn the automatic bid from the BIG EAST.

Pitted against No. 25 Kansas in the opening game of the Fayetteville Regional, Creighton turned a 3-3 game on its side with a seven-run sixth inning. The floodgates opened courtesy of base hits from Tate Gillen and Nolan Sailors. Gillen plated Teddy Deters and Dakota Duffalo with a single through the left side. After a single by Matt Scherrman, Sailors launched a two-run double to center.

After falling to No. 6 Arkansas the following day, Creighton earned a rematch with the host with an 11-10 win over North Dakota State on June 1. The Bluejays raced out to a 10-3 advantage after four frames, but needed a walk off single from Kyle Hess in bottom of the ninth to earn the rematch against the Razorbacks. Arkansas, however, proved equal to the task with an 8-3 win in the regional final.

The Bluejays almost swept the BIG EAST postseason awards as senior Dominic Cancellieri earned the BIG EAST Pitcher of the Year, with a 2.29 ERA and a 2-1 record in 55.0 innings of work. Freshman starter Wilson Magers collected the BIG EAST Freshman of the Year nod with a 3.47 ERA over 72.2 innings, including a 2.29 ERA and a 3-0 record over 35 frames of BIG EAST baseball.

Creighton earned the BIG EAST Coaching Staff of the Year award for the third time, while catcher Connor Capece claimed the Most Outstanding Player during the BIG EAST Tournament. Joining Capece on the All-Tournament team were Sailors, Gillen, Scherrman and closer Garrett Langrell.

Cancellieri, Langrell and Magers each collected All-BIG EAST First Team honors, while Capece, Sailors and Scherrman earned Second Team honors.

Two of the most impactful players for the Bluejays were selected in the MLB Draft. Sailors went to the Kansas City Royals in the fourth round with the 128th pick. Langrell was selected by the San Francisco Giants in the 16th round with the 476th pick.

A National Collegiate Baseball Writer's Association (NCBWA) Second Team All-America selection, Langrell closed his impressive 2025 campaign with 13 saves and a 7-2 record. The Creighton stopper made 26 appearances, tossing 52.1 innings with 57 strikeouts and just 11 walks and a 3.61 ERA.

Another postseason honor of note went to Magers as he was 15th Bluejay to claim Freshman All-America honors. The right-hander went 6-3 and had one save on the bump for the Bluejays in 16 appearances. He led the BIG EAST in ERA (3.47), which ranked eighth-best nationally among freshmen in that category. He also finished second in the BIG EAST in opponents batting average (.217) and tied for fifth in innings pitched (72.2).

An American Baseball Coaches Association (ABCA) Central All-Region Second Team selection, Sailors led Creighton with a team-high .389 average. Sailors started each of Creighton's 59 contests, delivering 18 doubles, six home runs, 27 stolen bases (27-of-30) and 44 RBI. Sailors is the highest draft pick since Alan Roden went in third round of the 2022 Draft with the 98th overall selection.

Final Record: 43-16

NCAA Results


May 30, 2025	Creighton 11, #25 Kansas 4	Fayetteville, Ark.
May 31, 2025	#6 Arkansas 12, Creighton 1	Fayetteville, Ark.
June 1, 2025	Creighton 11, North Dakota State 10	Fayetteville, Ark.
June 1, 2025	#6 Arkansas 8, Creighton 3	Fayetteville, Ark.

2025 Major League Baseball Draft

4th Round (128)	Nolan Sailors, OF	Kansas City Royals
16th Round (476)	Garrett Langrell, RHP	San Francisco Giants



NCAA Tournament Teams (2025)



Creighton Hall of Fame/Academic All-Americans

Creighton Athletics Hall of Fame

The Creighton University Athletics Hall of Fame added the first squad to its ranks as the 1991 Creighton Baseball team was inducted in 2016. The 1991 Bluejays reached the College World Series and finished with a 51-22 record, including a 9-4 mark in the postseason. The 51-win total remains a Creighton program record for victories in a season. Creighton finished 1991 as the nation's top offense, hitting a school-record .355 during the year. The Bluejays also broke and still hold school records for runs (667), hits (904), RBI (611), doubles (184), triples (60), home runs (107), total bases (1,529) and slugging percentage (.601). Every Creighton regular hit .330 or higher during the team's remarkable offensive season.


1991 Creighton Baseball	2016		1987	Sebastian "Subby" Salerno	1986
Dana Altman	2018	Mary Higgins	1987	Dave Schrage	2023
Rick Apke	1989	Lance Hill	2007	Jody Schwartz Longballa	2012
Tom Apke	1995	Marissa Janning Murphy	2023	Randy Schwartz	1994
Tony Barone	2015	Werner Jensen, M.D.	1975	Ryan Sears	2010
Edward Beisser	1977	John C. Johnson	1991	Scott Servais	2003
Alan Benes	2011	Brian Kamler	2002	Paul Silas	1974
Lee C. Bevilacqua, M.D.	1988	Carol Ketcham	2022	Brett Simon	2017
Megan Bober	2022	John Knolla	1978	Renae Sinkler-O'Gorman	2022
Ralph Bobik	1988	Donald Knowles	1969	Dan Smith	2013
Kelly Brookhart Prokupek	2003	Rusty Komori	2014	Laura Spanheimer Dechant	2014
Kelli Browning	2021	Kyle Korver	2018	Scott Stahoviak	2005
Conrad "Cornie" Collin	1991	Kris Kugel Huss	2011	Shannon Struby	2006
Keith DeFini	2005	Ralph "Swede" Langer	2000	Eddie Sutton	1997
Randy Eccker	1999	Don Leahy	2008	Jean Tierney Holt	1990
Ethan Finlay	2025	Korie Lebeda	2014	Anthony Tolliver	2019
Mike Finley	2007	Leonard "Jimmy" Lovley, D.D.S.	1969	Johnny Torres	2004
Oneri Fleita	2000	Dr. Christina Lunceford	2023	Mike Tranchilla	2021
Donald Fleming	1976	Dr. Ralph Mailliard	1972	John Trautman, M.D.	1980
Becky Flynn Jensen	2005	Chad McConnell	2015	Rev. Maurice Van Ackeren, S.J.	1971
Rick Freehling	2009	Doug McDermott	2019	Pat Venditte	2021
Nate Funk	2013	Kevin McKenna	1998	Ben Walker	2010
Marcy Gans Parker	2025	John J. "Red" McManus	1979	Melissa Walsh Albers	2009
Heidi Geier Woodard	2006	Vernon Moore	2017	Bob Warming	2011
Bob Gibson	1968	Brian Mullan	2008	Tanya Warren	1996
Pam Gradoville Simon	1999	Richard Mulrooney	2008	Carrie Welle Anderson	2009
Ryan Gripp	2025	Christy Neneman	2013	Jaali Winters	2025
Kathy Halligan	2002	Tammy Nielsen Winkler	2016	William Worthing	1970
Gene Harmon	1985	Tara Oltman Higgins	2017	David Wright	2015
Bob Harstad	2002	Gil Passarella	1984	Connie Yori	1992
Rev. Robert J. Hart, S.J.	2001	Ross Paule	2012	Mary Yori	1992
Dick Harvey	1983	Ira Philson	2003		
Mike Heathcott	2006	Bob Portman	1982		
Jim Hendry	2001	Anthony F. Porto, Sr., D.D.S.	1990		
Fabian Herbers	2023	Jessica Powers Davis	2007		
E.S. "Eddie" Hickey	1973	Bruce Rasmussen	2025		
		Dennis Rasmussen	1993		
		Roman Roh, D.D.S.	1981		

* Former baseball players/coaches in bold


Academic All-Americans

Seven players in the program's history have earned baseball Academic All-America accolades from the *College Sports Communicators (CSC)*, including three-year pick Dan Lawler and two-time selection Zach Daeges.


Dave Schrage, a second-teamer in 1983, went on to serve as the head coach at Northern Iowa, Northern Illinois, Evansville, Notre Dame, South Dakota State and Butler. The most recent addition, Ty Blach, was drafted by the San Francisco Giants following the 2012 season.




Ernie Rongish
(Second Team - 1973)




Dave Schrage
(Second Team - 1983)



Bill Hahn
(Second Team - 1993)



Dan Lawler
(Third Team - 1999, 2000)
(Second Team - 2001)



Zach Daeges
(Third Team - 2005, 2006)




Darin Ruf
(Third Team - 2009)



Ty Blach
(Third Team - 2011)

All-Americans

The Creighton baseball program has produced 23 All-Americans in its proud history, including two in 2014 and in 2011. Four players have earned All-America First Team status in the program's history (Dan Smith - 1990, Scott Stahoviak - 1991, Chad McConnell - 1992 and Ryan Gripp - 1999). In 1991, Scott Stahoviak was named the National Player of the Year after leading the Bluejays to their only College World Series.



Scott Servais (1986-88), C
Third Team All-America, Baseball America
Third Team All-America, Collegiate Baseball
1988

AVG	AB	H	R	2B	3B	HR	RBI	SB
.295	207	61	36	17	2	8	28	5

Catcher Scott Servais (1986-88) became Creighton's first All-American in 1988, as a Third Team pick by both *Baseball America* and *Collegiate Baseball*.

Dan Smith (1988-90), LHP
First Team All-America, Baseball America
First Team All-America, ABCA
1990

ERA	W-L	SV	CG	SH	IP	BB	K
1.96	14-3	0	12	5	119.2	48	134

Pitcher Dan Smith (1988-90) earned First Team All-America honors from both *Baseball America* and the ABCA in 1990 after going 14-3 with a 1.96 ERA.

Mike Heathcott (1988-91), RHP
Second Team All-America, Collegiate Baseball
1991


ERA	W-L	SV	CG	SH	IP	BB	K
3.95	15-3	0	7	1	132.0	68	67

Mike Heathcott (1988-91) achieved Second Team All-America status from *Collegiate Baseball* in 1991 after setting school records with 15 wins and 132 IP.

Scott Stahoviak (1989-91), 3B-1B
First Team All-America, Baseball America
First Team All-America, Collegiate Baseball
First Team All-America, ABCA
ABCA National Player of the Year 1991

AVG	AB	H	R	2B	3B	HR	RBI	SB
.449	267	120	87	26	7	13	74	16

After Scott Stahoviak's (1989-91) stellar year in 1991, he was drafted in the first round by the Minnesota Twins. He played five years with a career average of .256 for the Twins.



Chad McConnell (1990-92), OF
First Team All-America, Baseball America
First Team All-America, ABCA
1992

AVG	AB	H	R	2B	3B	HR	RBI	SB
.400	220	88	68	20	4	14	73	29

Chad McConnell (1990-92) was a consensus First Team All-American in 1992 after leading Creighton to its third straight NCAA Regional with 14 home runs and 73 RBI.

Ryan Gripp (1997-99), 3B
First Team All-America, ABCA
1999

AVG	AB	H	R	2B	3B	HR	RBI	SB
.395	233	92	78	24	0	24	84	1

Third baseman Ryan Gripp (1997-99) was an ABCA First Team All-American in 1999 after hitting .395 with 84 RBI and a school-record 24 home runs.

Peyton Lewis (1999), Utility
Second Team All-America, Collegiate Baseball
Second Team All-America, NCBWA
1999

AVG	AB	H	R	2B	3B	HR	RBI	SB
.339	233	79	55	18	4	19	76	2

ERA	W-L	SV	CG	SH	IP	BB	K
3.30	10-1	1	4	0	103.2	52	114

Peyton Lewis' (1999) only season with Creighton was one to remember, as he was named Valley Pitcher of the Year, helping the Bluejays to their first regional in seven years.

Steve Grasley (2001-04), RHP
Third Team All-America, NCBWA
2004

ERA	W-L	SV	CG	SH	IP	BB	K
3.00	12-4	1	3	1	117.0	23	101

Pitcher Steve Grasley (2001-04) was picked by the NCBWA as a Third Team All-American in 2004 after posting a 12-4 record with a 3.00 ERA in 17 starts.

All-Americans



Tony Roth (2002-05), 2B
Third Team All-America, ABCA
2004

AVG	AB	H	R	2B	3B	HR	RBI	SB
.356	191	68	44	17	1	5	30	9

Tony Roth (2002-05) garnered Third Team All-America laurels from the ABCA as a junior in 2004 after batting .356 and leading the nation's best fielding team.



Scott Reese (2004-07), LHP
Third Team All-America, NCBWA
2005

ERA	W-L	SV	CG	SH	IP	BB	K
2.85	12-0	5	0	0	88.1	28	58

Pitcher Scott Reese (2004-07) went 12-0 as a sophomore in 2005. He was named Third Team All-America in 2005 and would go on to set Creighton's all-time appearance mark.



Zach Daeges (2003-06), 3B
Second Team All-America, NCBWA
2006

AVG	AB	H	R	2B	3B	HR	RBI	SB
.350	180	63	59	13	1	13	49	8

Zach Daeges (2003-06) received Second Team All-America accolades from the NCBWA in 2006 after batting .350 with 13 homers and 49 RBI.



Ben Mancuso (2005-08), LHP
Third Team All-America, Collegiate Baseball
2007

ERA	W-L	SV	CG	SH	IP	BB	K
2.34	10-3	0	2	1	77.0	20	60


Ben Mancuso earned Third Team All-America honors in 2007 to go along with his MVC Pitcher of the Year Award. He finished with a 10-3 record with a 2.34 ERA.



Andy Masten (2007), RHP
Second Team All-America, NCBWA
2007

ERA	W-L	SV	CG	SH	IP	BB	K
2.02	4-3	16	0	0	49.0	7	47

Andy Masten's only season as a Bluejays resulted in a Second Team All-America pick by the NCBWA. His 16 saves set a school record and helped the Bluejays to an MVC title.



Pat Venditte (2005-08), RHP, LHP
Second Team All-America, Baseball America
Second Team All-America, Rivals.com
Third Team All-America, Collegiate Baseball
2007

ERA	W-L	SV	CG	SH	IP	BB	K
1.88	8-2	7	0	0	95.2	22	99

Pat Venditte (2005-08) was lights out from both the right and left side of the pitching rubber as the ambidextrous pitcher earned All-America honors from three different publications.



Trever Adams (2010-11), OF
Second Team All-America, ABCA/Rawlings
Second Team All-America, Baseball America
Second Team All-America, NCBWA
Third Team All-America, Collegiate Baseball
2011

AVG	AB	H	R	2B	3B	HR	RBI	SB
.387	230	89	46	14	4	14	57	15

Trever Adams led the Bluejays in nearly every offensive statistical category in his two seasons. He became the first Bluejay outfielder to be named to the All-MVC First Team.



Jonas Dufek (2008-11), RHP
Third Team All-America, ABCA/Rawlings
Third Team All-America, NCBWA
Collegiate Baseball
2011

ERA	W-L	SV	CG	SH	IP	BB	K
2.08	12-1	0	2	1	112.2	29	128

Jonas Dufek earned the Friday night starter's role, leading the team and Valley with 128 strikeouts in 112.2 innings of work.

All-Americans



Reagan Fowler (2013-16), 1B
Third Team All-America,
Collegiate Baseball
2014

AVG	AB	H	R	2B	3B	HR	RBI	SB
.362	185	67	38	16	3	0	27	9

Fowler exploded in his first season in the BIG EAST with a team-best .362 average as he earned the Co-Player of the Year award.



Matt Warren (2013-16), RHP
Second Team All-America,
Collegiate Baseball
2014

ERA	W-L	SV	CG	SH	IP	BB	K
2.03	10-1	0	1	1	84.1	25	45

Warren opened the 2014 season with nine consecutive victories. His 2.03 ERA ranks sixth in Bluejay history.



Ryan Tapani (2017-18), RHP
Second Team All-America, NCBWA
Third Team All-America,
Collegiate Baseball
2018

ERA	W-L	SV	CG	SH	IP	BB	K
2.38	10-1	0	1	1	94.2	25	95

Tapani won his first five outings, holding opponents to three runs or less 12 times. His career winning percentage of .867 moved him atop the Bluejay record book.



Jake Holton (2019), 1B
Third Team All-America, ABCA
2019

AVG	AB	H	R	2B	3B	HR	RBI	SB
.386	207	80	55	15	2	14	58	1

Holton delivered 25 multi-hit games in his lone season as a Bluejay, leading the squad in home runs (14), RBI (58) and a .681 slugging percentage. Jake went on to claim the 2019 BIG EAST Player of the Year.



Alan Roden (2019-22), 1B
Third Team All-America, Collegiate Baseball
2022

AVG	AB	H	R	2B	3B	HR	RBI	SB
.387	194	75	48	25	2	4	46	9

Roden was the Co-BIG EAST Player of the Year in 2022, closing the season on a 34-game reached base streak. He led Creighton with a .387 average, 75 hits and 25 doubles. Roden was the second most difficult player to strikeout in the NCAA, going down on strikes just eight times. He finished second on the team with 46 RBI, nine stolen bases and 48 runs scored in 2022.



Dylan Tebrake (2019-22), RHP
Second Team All-America, Collegiate Baseball
2022

ERA	W-L	SV	CG	SH	IP	BB	K
2.71	8-2	0	2	0	93.0	33	115

A two-time BIG EAST Pitcher of the Year, Tebrake closed the 2022 season with an 2.71 ERA over 93.0 innings. The Bluejay ace went 8-2 with a pair of complete games, posting 115 strikeouts and walking just 33. Tebrake made 17 starts, limiting opponents to a .211 average.



Garrett Langrell (2025), RHP
Second Team All-America, NCBWA
2025

ERA	W-L	SV	CG	SH	IP	BB	K
3.61	7-2	13	0	0	52.1	11	57

An All-BIG EAST First Team selection, Langrell gave the Bluejays a lockdown closer that allowed the bullpen to become a strength. Issuing just 11 walks in 52.1 innings, Langrell collected seven wins and 13 saves in 26 appearances.

Freshman All-Americans

Wilson Magers became the 15th Bluejay to claim the honor of Freshman All-American status in 2025, joining Alan Roden (2021), Will Robertson (2017), Rollie Lacy (2015), Tommy Strunc (2013), Mike Gerber (2011), Casey Schmidt (2007), Tony Roth (2002), Matt Buckingham (2002), Scott Yahraus (1999), Brian Smith (1996), Drue Councilill (1995), Chad Meyers (1994) and Alan Benes (1991).




Alan Benes (1991), RHP
Baseball America
First Team



Chad Meyers (1994-96), OF
Baseball America
First Team



Drue Councilill (1995-98), RHP
Baseball America
Honorable Mention



Brian Smith (1996-99), C
Baseball America
Honorable Mention



Scott Yahraus (1999), RHP
Collegiate Baseball Newspaper
First Team



Steve Grasley (2001-04), RHP
Collegiate Baseball Newspaper
Honorable Mention



Tony Roth (2002-05), INF
Collegiate Baseball Newspaper
First Team



Matt Buckingham (2002-05), RHP
Collegiate Baseball Newspaper
Honorable Mention



Casey Schmidt (2007), RHP
Collegiate Baseball Newspaper
First Team



Mike Gerber (2011-14), OF
Collegiate Baseball Newspaper
First Team



Tommy Strunc (2013-15), RHP
Collegiate Baseball Newspaper
First Team



Rollie Lacy (2015-17), RHP
Collegiate Baseball Newspaper
First Team



Will Robertson (2017-2019), OF
Collegiate Baseball Newspaper




Alan Roden (2019-2022), OF
Collegiate Baseball Newspaper



Wilson Magers (2025-present), RHP
NCBWA
Second Team

Bluejays in the Pros



Creighton has sent numerous players into the professional ranks, including 30 that have reached baseball's ultimate stage, Major League Baseball.

The most recent additions to this illustrious group are: Ryan Fitzgerald (2025), Will Robertson (2025), Alan Roden (2025) and Isaac Collins (2024).

This group is highlighted by one of baseball's greatest pitchers of all time, Bob Gibson (left). Inducted into the Baseball Hall of Fame in 1981, Gibson, delivered a stellar

17-year career with the St. Louis Cardinals. After concluding his career at Creighton in 1957, Gibson went on to win 251 games, record 3,117 strikeouts and win two World Series Championships with the St. Louis Cardinals.

The Bluejays had several other players enjoy long careers. Dennis Rasmussen played 13 seasons for five different teams, putting up a career 4.15 ERA with 91 wins. Scott Servais played 11 seasons with four teams, hitting .245 with 63 home runs and 319 RBI. He began his managerial career with the Seattle Mariners in 2016.

Darin Ruf made his debut in the fall of 2012 with the Philadelphia Phillies, playing a combined nine seasons for the Phillies, San Francisco Giants, New York Mets and Milwaukee Brewers.

Alan Benes pitched eight seasons, posting 13 wins in his rookie season with the Cardinals. Benes, who serves as a scout with the Cardinals, was inducted into the Creighton Athletics Hall of Fame in 2011.

Dave McKay played eight seasons with three teams, holding a career .229 batting average and driving in 170 runs. McKay later enjoyed a long coaching career with the Oakland Athletics, Cardinals, Cubs and presently with the Arizona Diamondbacks.

Kimera Barteel spent six seasons in the majors, splitting time between Detroit and Cincinnati. He finished with a .216 average in 243 games played.

Blach not only debuted in 2016, he was added to the San Francisco Giants playoff roster in 2016 and was San Francisco's opening day starter in 2018. Over seven seasons at the MLB level, Blach pitched for the Giants, Baltimore Orioles and Colorado Rockies.

Nicky Lopez enters the 2026 season, his eighth overall, with 686 games played. Nicky spent the bulk of his career with the Kansas City Royals, but has also played in the Majors for the Atlanta Braves, Chicago White Sox, Los Angeles Angels and Chicago Cubs.

Bemboom appeared in games for both Tampa Bay and the Angels in 2019. Bemboom remained active during portions of the 2020-23 seasons playing for the Angels, Rays and Orioles in 2023.

Scott Stahoviak, one of four first round picks in Creighton history, played five seasons for the Minnesota Twins, belting 27 home runs and driving in 119 runs. Stahoviak may be best remembered by Creighton fans for his play during the 1991 season as he led the Bluejays to the College World Series.

Venditte appeared in his first contest at Fenway Park with the Athletics during the summer of 2015, seeing action with six different teams (Athletics, Toronto Blue Jays, Mariners, Los Angeles Dodgers, Giants and Miami Marlins).

Chad Meyers played four seasons for the Cubs and Mariners.

Mike Mahoney spent three seasons in the majors with the Cubs and Cardinals, finishing his career with 18 hits and 10 RBI in 46 games played.

The remaining former Bluejays played two seasons or less.

Bluejays Drafted and/or Signed			Bluejays Drafted and/or Signed		
Player	Year	Organization	Player	Year	Organization
Gerald J. Shea	1905	St. Louis Cardinals	Steve Grasley	2004	Seattle Mariners
Joseph Lotz	1916	St. Louis Cardinals	Tony Roth	2005	Texas Rangers
Hugh (Hal) Luby	1931	Philadelphia Athletics	Eric Wordekemper	2005	New York Yankees
Frank Slezak	1955	St. Louis Cardinals	Zach Daeges	2006	Boston Red Sox
Fritz Stanek	1955	Brooklyn Dodgers	Chase Odenreider	2006	New York Yankees
Gene Sullivan	1955	St. Louis Cardinals	Adam Schaecher	2006	Texas Rangers
Don Brummer	1957	New York Yankees	Chris Gradoville	2007	Texas Rangers
Bob Gibson	1957	St. Louis Cardinals	Marc Lewis	2007	Florida Marlins
Gil Passarella	1970	New York Yankees	Chad Ogden	2007	Texas Rangers
Dave McKay	1971	Minnesota Twins	Pat Venditte	2008	New York Yankees
Cliff Cuadreuil	1972	Baltimore Orioles	Vicente Cafaro	2009	Texas Rangers
Jim Otto	1972	New York Yankees	Kirk Clark	2009	Houston Astros
John Sturgeon	1972	San Diego Padres	Darin Ruf	2009	Philadelphia Phillies
Jim Lemon	1973	Kansas City Royals	Elliot Soto	2010	Chicago Cubs
Dennis Froehlich	1974	San Francisco Giants	Carson Vitale	2010	Texas Rangers
Abner Johnson	1977	Minnesota Twins	Trever Adams	2011	Texas Rangers
Dennis Rasmussen	1980	California Angels	Jonas Dufek	2011	Houston Astros
Daryl Stoval	1982	Chicago White Sox	Jimmy Swift	2011	Texas Rangers
Kevin Kristan	1983	Chicago White Sox	Jack VanLeur	2011	Philadelphia Phillies
Donald Montgomery	1983	Montreal Expos	Anthony Bemboom	2012	Los Angeles Angels
Doug Palmer	1983	Minnesota Twins	Ty Blach	2012	San Francisco Giants
Tom Traen	1983	Montreal Expos	Chance Ross	2012	Los Angeles Angels
Eric Campbell	1984	Chicago White Sox	Kurt Spomer	2012	Los Angeles Angels
Tom Drees	1985	Chicago White Sox	Federico Castagnini	2013	Baltimore Orioles
Dave Hartnett	1986	Seattle Mariners	Mike Gerber	2014	Detroit Tigers
Jeff Kopyta	1986	Oakland Athletics	Jake Peter	2014	Chicago White Sox
Shaun Daly	1987	Kansas City Royals	Bryan Sova	2014	Philadelphia Phillies
Brad Kucera	1987	Milwaukee Brewers	Nick Highberger	2016	Oakland Athletics
Eric Boddie	1988	Los Angeles Dodgers	Nicky Lopez	2016	Kansas City Royals
Oneri Fleita	1988	Baltimore Orioles	Daniel Woodrow	2016	Detroit Tigers
Dan Johnston	1988	Chicago Cubs	David Gerber	2017	Seattle Mariners
Scott Servais	1988	Houston Astros	Rollie Lacy	2017	Chicago Cubs
Dan Smith	1990	Texas Rangers	Keith Rogalla	2017	Los Angeles Angels
Dax Jones	1991	San Francisco Giants	Ethan DeCaster	2018	Detroit Tigers
Mike Heathcott	1991	Chicago White Sox	Mike Emodi	2018	Kansas City Royals
Steve Hinton	1991	Kansas City Royals	Ryan Fitzgerald	2018	Boston Red Sox
Bobby Langer	1991	Chicago White Sox	Grant Spranger	2018	Seattle Mariners
Ryan Martindale	1991	Cleveland Indians	Ryan Tapani	2018	Washington Nationals
Scott Stahoviak	1991	Minnesota Twins	Jacob Voss	2018	Los Angeles Angels
Rick Freehling	1992	Florida Marlins	Isaac Collins	2019	Colorado Rockies
Chad McConnell	1992	Philadelphia Phillies	Jake Holton	2019	Detroit Tigers
Kimera Barteel	1993	Baltimore Orioles	Denson Hull	2019	Arizona Diamondbacks
Alan Benes	1993	St. Louis Cardinals	Evan Johnson	2019	Seattle Mariners
Brian O'Brien	1993	Minnesota Twins	Mitch Ragan	2019	New York Mets
Brian O'Connor	1993	Philadelphia Phillies	Will Robertson	2019	Toronto Blue Jays
Aaron Puffer	1993	California Angels	Jack Strunc	2019	Miami Marlins
Eric Maloney	1993	Los Angeles Dodgers	Alan Roden	2022	Toronto Blue Jays
Troy Schulte	1993	Houston Astros	Dylan Tebrake	2022	New York Mets
Eric Dantzier	1994	San Francisco Giants	Jared Wegner	2023	New York Yankees
Rick Heiserman	1994	Cleveland Indians	Nolan Clifford	2024	Colorado Rockies
Dan Hower	1994	Texas Rangers	Nolan Sailors	2025	Kansas City Royals
Gary Dose	1995	Minnesota Twins	Garrett Langrell	2025	San Francisco Giants
Tyson Kimm	1995	Philadelphia Phillies			
Mike Mahoney	1995	Atlanta Braves			
Mike Stick	1995	Chicago Cubs			
A.J. Walkanoff	1995	Los Angeles Dodgers			
Chad Meyers	1996	Chicago Cubs			
Kevin Frederick	1998	Toronto Blue Jays			
Ryan Gripp	1999	Chicago Cubs			
Peyton Lewis	1999	Toronto Blue Jays			
Ken Sarna	2000	Kansas City Royals			
Vince Pietro	2000	Cleveland Indians			
Dan Gooris	2001	San Diego Padres			
Dan Lawler	2001	Chicago Cubs			
Tim Gradoville	2002	Philadelphia Phillies			
Ryan Fitzgerald	2003	Chicago Cubs			
Tom Oldham	2003	Seattle Mariners			

Bold - Reached the Major Leagues.

*All teams listed are the team the player signed with


Bluejays in the Majors



Anthony Bemboom



Ty Blach



Bob Gibson

KIMERA BARTEE										
Year	Team	AVG.	G	AB	R	H	2B	3B	HR	RBI
1996	DET	.253	110	217	32	55	6	1	1	14
1997	DET	.200	12	5	4	1	0	0	0	0
1998	DET	.194	57	98	20	19	5	1	3	15
1999	DET	.195	41	77	11	15	1	3	0	3
2000	CIN	.000	11	4	2	0	0	0	0	0
2001	CIN	.000	12	15	0	0	0	0	0	1
Totals		.216	243	416	69	90	12	5	4	33

ANTHONY BEMBOOM										
Year	Team	AVG.	G	AB	R	H	2B	3B	HR	RBI
2019	TBR/LAA	.130	25	54	2	7	1	0	1	4
2020	LAA	.208	21	48	9	10	1	0	3	5
2021	LAA	.222	8	27	2	6	0	0	0	2
2022	BAL	.115	22	52	4	6	2	0	1	1
2023	BAL	.182	6	11	0	2	0	0	0	0
Totals		.161	82	192	17	31	4	0	5	12

ALAN BENES									
Year	Team	ERA	W-L	Sv	G/GS	IP	H	BB	K
1995	STL	8.44	1-2	0	3/3	16.0	24	4	20
1996	STL	4.90	13-10	0	34/32	191.0	192	87	131
1997	STL	2.89	9-9	0	23/23	161.2	128	68	160
1999	STL	0.00	0-0	0	2/0	2.0	2	0	2
2000	STL	5.67	2-2	0	30/0	46.0	54	23	26
2001	STL	7.36	2-0	0	9/1	14.2	14	12	10
2002	CHC	4.35	2-2	0	7/7	39.1	42	12	32
2003	CHC	2.16	0-0	1	3/0	8.1	8	6	9
2003	TEX	11.40	0-3	0	4/4	15.0	29	8	11
Totals		4.59	29-28	1	115/70	494.0	493	220	401

TY BLACH									
Year	Team	ERA	W-L	Sv	G/GS	IP	H	BB	K
2016	SFG	1.06	1-0	0	4/2	17.0	8	5	10
2017	SFG	4.78	8-12	0	34/24	163.2	179	43	73
2018	SFG	4.25	6-7	0	47/13	118.2	133	41	75
2019	SFG/BAL	12.00	1-3	0	7/5	27.0	46	17	20
2022	COL	5.89	1-0	1	24/1	44.1	51	11	29
2023	COL	5.54	3-3	0	20/13	78.0	104	24	50
2024	COL	6.94	3-8	0	20/12	71.1	103	18	36
Totals		5.42	23-33	1	156/70	520.0	624	159	293

ISAAC COLLINS										
Year	Team	AVG.	G	AB	R	H	2B	3B	HR	RBI
2024	MIL	.118	11	17	0	2	0	0	0	0
2025	MIL	.263	130	372	56	98	22	3	9	54
Totals		.257	141	389	56	100	22	3	9	54

TOM DREES									
Year	Team	ERA	W-L	Sv	G/GS	IP	H	BB	K
1991	CWS	12.27	0-0	0	4/0	7.1	10	6	2
Totals		12.27	0-0	0	4/0	7.1	10	6	2

RYAN FITZGERALD										
Year	Team	AVG.	G	AB	R	H	2B	3B	HR	RBI
2025	MIN	.196	24	46	10	9	0	0	4	9
Totals		.196	24	46	10	9	0	0	4	9

KEVIN FREDERICK									
Year	Team	ERA	W-L	Sv	G/GS	IP	H	BB	K
2002	MIN	10.03	0-0	0	8/0	11.2	13	10	5
2004	TOR	6.59	0-2	0	22/0	28.2	32	16	22
Totals		7.59	0-2	0	30/0	40.1	45	26	27

MIKE GERBER										
Year	Team	AVG.	G	AB	R	H	2B	3B	HR	RBI
2018	DET	.095	18	42	2	4	1	0	0	2
2019	SFG	.042	12	24	0	1	1	0	0	0
Totals		.076	30	66	2	5	2	0	0	2

BOB GIBSON										
Year	Team	ERA	W-L	Sv	G/GS	IP	H	BB	K	
1959	STL	3.33	3-5	0	13/9	75.2	77	39	48	
1960	STL	5.61	3-6	0	27/12	86.2	97	48	69	
1961	STL	3.24	13-12	1	35/27	211.1	186	119	166	
1962	STL	2.85	15-13	1	32/30	233.2	174	95	208	
1963	STL	3.39	18-9	0	36/33	254.2	224	86	245	
1964	STL	3.01	19-12	1	40/36	287.1	250	86	245	
1965	STL	3.07	20-12	1	38/36	299.0	243	103	270	
1966	STL	2.44	21-12	0	35/35	280.1	210	8	225	
1967	STL	2.98	13-7	0	24/24	175.1	151	40	147	
1968	STL	1.12	22-9	0	34/34	304.2	198	62	268	
1969	STL	2.18	20-13	0	35/35	314.0	251	95	269	
1970	STL	3.12	23-7	0	34/34	294.0	262	88	274	
1971	STL	3.04	16-13	0	31/31	245.2	215	76	185	
1972	STL	2.46	19-11	0	34/34	278.0	226	88	208	
1973	STL	2.77	12-10	0	25/25	195.0	159	57	142	
1974	STL	3.82	11-13	0	33/33	240.0	236	104	129	
1975	STL	5.04	3-10	2	22/14	109.0	120	62	60	
Totals		2.91	251-174	6	528/482	3884.1	3279	1336	3117	

Baseball Hall Of Fame: Inducted in 1981
 Cy Young Awards: 2; 1968, 1970
 N.L. Most Valuable Player: 1; 1968
 N.L. All Star: 8; 1962, 1965-70, 1972
 N.L. Gold Gloves: 9; 1965-73
 World Series Most Valuable Player: 2; 1964, 1967
 MLB Records: Strikeouts in a World Series: 35; Strikeouts in a World Series game: 17; Single Season ERA: 1.12

TIM GRADOVILLE									
Year	Team	ERA	W-L	Sv	G/GS	IP	H	BB	K
2006	Did not see any game action								

MIKE HEATHCOTT										
Year	Team	ERA	W-L	Sv	G/GS	IP	H	BB	K	
1998	CWS	3.00	0-0	0	1/0	3.0	2	1	3	
Totals		3.00	0-0	0	1/0	3.0	2	1	3	

RICK HEISERMAN										
Year	Team	ERA	W-L	Sv	G/GS	IP	H	BB	K	
1999	STL	8.31	0-0	0	3/0	4.1	8	4	4	
Totals		8.31	0-0	0	3/0	4.1	8	4	4	


DAX JONES										
Year	Team	AVG.	G	AB	R	H	2B	3B	HR	RBI
1996	SF	.172	34	58	7	10	0	2	1	7
Totals		.172	34	58	7	10	0	2	1	7

NICKY LOPEZ										
Year	Team	AVG.	G	AB	R	H	2B	3B	HR	RBI
2019	KC	.240	103	379	44	91	22	2	2	30
2020	KC	.201	56	169	15	34	8	0	1	13
2021	KC	.300	151	497	78	149	21	6	2	43
2022	KC	.227	141	436	51	99	12	4	0	20
2023	KC/ATL	.231	93	225	32	52	8	3	1	25
2024	CHW	.241	124	398	40	96	12	3	1	21
2025	LAA/CHC	.042	18	34	2	1	0	0	0	1
Totals		.245	686	2,138	262	527	83	18	7	153


JOE LOTZ									
Year	Team	ERA	W-L	Sv	G/GS	IP	H	BB	K
1916	STL	4.28	0-3	0	12/3	40.0	31	17	18
Totals		4.28	0-3	0	12/3	40.0	31	17	18

HAL LUBY										
Year	Team	AVG.	G	AB	R	H	2B	3B	HR	RBI
1936	PHIL A.	.184	9	38	3	7	1	0	0	3
1944	NYM	.254	111	323	30	82	10	2	2	35
Totals		.247	120	361	33	89	11	2	2	38

Bluejays in the Majors



Mike Gerber



Nicky Lopez



Pat Venditte

MIKE MAHONEY										
Year	Team	AVG.	G	AB	R	H	2B	3B	HR	RBI
2000	CHC	.286	4	7	1	2	1	0	0	1
2002	CHC	.207	16	29	2	6	3	0	0	3
2005	STL	.156	26	64	5	10	1	0	1	6
Totals		.180	46	100	8	18	5	0	1	10

DAVE MCKAY										
Year	Team	AVG.	G	AB	R	H	2B	3B	HR	RBI
1975	MIN	.256	33	125	8	32	4	1	2	16
1976	MIN	.203	45	138	8	28	2	0	0	8
1977	TOR	.197	95	274	18	54	4	3	3	22
1978	TOR	.238	145	504	59	120	20	8	7	45
1979	TOR	.218	47	156	19	34	9	0	0	12
1980	OAK	.244	123	295	29	72	16	1	1	29
1981	OAK	.263	79	224	25	59	11	1	4	21
1982	OAK	.198	78	212	25	42	4	1	4	17
Totals		.229	645	2086	191	441	70	15	21	170

CHAD MEYERS										
Year	Team	AVG.	G	AB	R	H	2B	3B	HR	RBI
1999	CHC	.232	43	142	17	33	9	0	0	4
2000	CHC	.173	36	52	8	9	2	0	0	5
2001	CHC	.118	18	17	1	2	0	0	0	0
2003	SEA	.000	9	1	1	0	0	0	0	0
Totals		.208	106	212	27	44	11	0	0	9

DENNIS RASMUSSEN										
Year	Team	ERA	W-L	Sv	G/GS	IP	H	BB	K	
1983	SD	1.98	0-0	0	4/1	13.2	10	8	13	
1984	NYN	4.57	9-6	0	24/24	147.2	127	60	110	
1985	NYN	3.98	3-5	0	22/16	101.2	97	42	63	
1986	NYN	3.88	18-6	0	31/31	202.0	160	74	131	
1987	NYN	4.75	9-7	0	26/25	146.0	145	12	39	
1988	CIN	3.97	4-1	0	7/7	45.1	39	12	39	
1988	CIN	5.75	2-6	0	11/11	56.1	68	22	27	
1988	SD	2.55	14-4	0	20/20	148.1	131	36	85	
1989	SD	4.26	10-10	0	33/33	183.2	190	72	87	
1990	SD	4.51	11-15	0	32/32	187.2	217	62	86	
1991	SD	3.74	6-13	0	24/24	146.2	155	49	75	
1992	CHC	10.80	0-0	0	3/1	5.0	7	2	0	
1992	KC	1.43	4-1	0	5/5	37.2	25	6	12	
1993	KC	7.45	1-2	0	9/4	29.0	40	14	12	
1995	KC	9.00	0-1	0	5/1	10.0	13	8	6	
Totals		4.15	91-77	0	256/235	1460.2	1424	522	835	

DARIN RUF										
Year	Team	AVG.	G	AB	R	H	2B	3B	HR	RBI
2012	PHI	.333	12	33	4	11	2	1	3	10
2013	PHI	.247	73	251	36	62	11	0	14	30
2014	PHI	.235	52	102	13	24	8	0	3	8
2015	PHI	.235	106	268	30	63	12	0	12	39
2016	PHI	.205	43	83	8	17	2	0	3	9
2020	SF	.276	40	87	11	24	6	0	5	18
2021	SF	.271	117	262	41	71	13	2	16	43
2022	SF/NYM	.204	118	334	52	68	12	0	11	45
2023	SF/MIL	.224	20	49	3	11	3	0	0	3
Totals		.239	581	1,469	198	351	69	3	67	205

WILL ROBERTSON										
Year	Team	AVG.	G	AB	R	H	2B	3B	HR	RBI
2025	TOR/CHW	.129	27	75	2	9	1	0	0	9
Totals		.129	27	75	2	9	1	0	0	9

ALAN RODEN										
Year	Team	AVG.	G	AB	R	H	2B	3B	HR	RBI
2025	TOR/MIN	.191	55	136	17	26	6	1	2	9
Totals		.191	55	136	17	26	6	1	2	9

SCOTT SERVAIS										
Year	Team	AVG.	G	AB	R	H	2B	3B	HR	RBI
1991	HOU	.162	16	37	0	6	3	0	0	6
1992	HOU	.239	77	205	12	49	9	0	0	15
1993	HOU	.244	85	258	24	63	11	0	11	32
1994	HOU	.195	78	251	27	49	15	1	9	41
1995	HOU	.225	28	89	7	20	10	0	1	12
1995	CHC	.286	52	175	31	50	12	0	12	35
1996	CHC	.265	129	445	42	118	20	0	11	63
1997	CHC	.260	122	385	36	100	21	0	6	45
1998	CHC	.222	113	325	35	72	15	1	7	36
1999	SFG	.273	69	198	21	54	10	0	5	21
2000	COL	.218	33	101	6	22	4	0	1	13
2000	SFG	.250	7	8	1	2	0	0	0	0
2001	HOU	.375	11	16	1	6	0	0	0	0
Totals		.245	820	2493	243	611	130	2	63	319

GERALD SHEA										
Year	Team	AVG.	G	AB	R	H	2B	3B	HR	RBI
1905	STL	.333	2	6	0	2	0	0	0	0
Totals		.333	2	6	0	2	0	0	0	0

DAN SMITH										
Year	Team	ERA	W-L	Sv	G/GS	IP	H	BB	K	
1992	TEX	5.02	0-3	0	4/2	14.1	18	8	5	
1993	TEX	4.30	1-2	0	13/0	14.2	18	12	9	
Totals		4.66	1-5	0	17/2	29.0	36	20	14	

ELLIOT SOTO										
Year	Team	AVG.	G	AB	R	H	2B	3B	HR	RBI
2020	LAA	.333	3	6	2	2	1	0	0	0
Totals		.333	3	6	2	2	1	0	0	0

SCOTT STAHOVIAK										
Year	Team	AVG.	G	AB	R	H	2B	3B	HR	RBI
1993	MIN	.193	20	57	1	11	4	0	0	1
1995	MIN	.266	94	263	28	70	19	0	3	23
1996	MIN	.284	130	405	72	115	30	3	13	61
1997	MIN	.229	91	275	33	63	17	0	10	33
1998	MIN	.105	9	19	1	2	0	0	1	1
Totals		.256	344	1019	135	261	70	3	27	119

PAT VENDITTE										
Year	Team	ERA	W-L	Sv	G/GS	IP	H	BB	K	
2015	OAK	4.40	2-2	0	26/0	28.2	22	12	23	
2016	TOR	5.19	0-0	0	8/0	8.2	11	4	7	
2016	SEA	6.08	0-0	0	7/0	13.1	13	7	12	
2018	LAD	2.57	0-0	0	15/0	14.0	11	3	9	
2019	SFG	16.20	0-0	0	2/0	3.1	4	2	2	
2020	Mia	0.00	0-0	0	3/0	4.1	1	0	5	
Totals		4.73	2-2	0	61/0	72.1	62	28	58	

Bold Italics = Played in MLB in 2025

Active Bluejays in the Minors

Active Bluejays in the Minors (Through End of 2025) and Did Not Appear in MLB in 2025

Ty Blach - 10 Seasons - Round Rock (AAA) - Texas

	W-L	ERA	G	GS	SV	IP	H	R-ER	BB	K
Totals	57-44	4.33	185	157	0	881.1	936	424-382	189	626

Nolan Clifford - Two Seasons - Fresno Grizzlies (A) - Colorado

	G	AB	R	H	BA	2B	3B	HR	RBI	BB
Totals	68	193	20	41	.212	5	1	0	17	32

Jake Holton - Six Seasons - Erie SeaWolves (AA) - Detroit

	G	AB	R	H	BA	2B	3B	HR	RBI	BB
Totals	564	1,975	332	512	.260	105	11	69	315	319

Hudson Leach - Two Seasons - Asheville Tourists (A+) - Houston

	W-L	ERA	G	GS	SV	IP	H	R-ER	BB	K
Totals	3-6	4.35	61	1	6	77.2	57	46-38	57	115

Nolan Sailors - One Season - Quad City River Bandits (A) - Kansas City

	G	AB	R	H	BA	2B	3B	HR	RBI	BB
Totals	32	106	18	30	.283	5	2	0	10	20

Dylan Tebrake - Three Seasons - St. Lucie Mets (A) - New York (NL)

	W-L	ERA	G	GS	SV	IP	H	R-ER	BB	K
Totals	2-1	2.04	25	2	1	39.2	27	10-9	18	59

Anthony Watts - One Season - Palm Beach Cardinals (A) - St. Louis

	W-L	ERA	G	GS	SV	IP	H	R-ER	BB	K
Totals	0-0	13.50	3	0	0	2.2	3	4-4	1	3

Jared Wegner - Three Seasons - Somerset Patriots (AA) - New York (AL)

	G	AB	R	H	BA	2B	3B	HR	RBI	BB
Totals	166	533	67	111	.208	27	2	13	67	65

Since joining the BIG EAST, Creighton has had 25 Bluejays drafted. Last season Creighton saw Nolan Sailors and Garrett Langrell go to the Kansas City Royals and San Francisco Giants. In 2024 Nolan Clifford was selected by the Colorado Rockies.

A pair of players were taken during the 2022 MLB Draft. Alan Roden was taken in the third round overall by the Toronto Blue Jays. Joining Roden in the 2022 draft was Dylan Tebrake in the eighth round.

The 2019 season was the most prolific, with six former Bluejays taken in the MLB Draft, led by Will Robertson in the fourth round.

Another trio of Creighton players were selected in both 2016 and 2017, led by the fifth round selection of Nicky Lopez by the Kansas City Royals in 2016. Five Creighton players went in 2018.

Three Bluejays were selected in the 2014 draft, led by Jake Peter. Peter went to the Chicago White Sox in the seventh round. Mike Gerber followed in the 15th round to the Detroit Tigers, while Bryan Sova went to the Philadelphia Phillies in the 25th.

Year	Player	Pos.	Round	Team
2025	Nolan Sailors	OF	4	Kansas City
2025	Garrett Langrell	RHP	16	San Francisco
2024	Nolan Clifford	SS	17	Colorado
2022	Alan Roden	1B/OF	3	Toronto
2022	Dylan Tebrake	RHP	8	New York (NL)
2019	Will Robertson	OF	4	Toronto
2019	Isaac Collins	2B	9	Colorado
2019	Jake Holton	1B	10	Detroit
2019	Mitch Ragan	RHP	15	New York (NL)
2019	Jack Strunc	SS	25	Miami
2019	Denson Hull	LHP	28	Arizona
2018	Michael Emodi	C	11	Kansas City
2018	Ethan DeCaster	RHP	18	Detroit
2018	Ryan Tapani	RHP	21	Washington
2018	Jacob Voss	RHP	27	Los Angeles (AL)
2018	Clark Brinkman	OF	32	Detroit
2017	Rollie Lacy	RHP	11	Chicago (NL)
2017	Keith Rogalla	RHP	12	Los Angeles (AL)
2017	David Gerber	RHP	29	Seattle
2016	Nicky Lopez	SS	5	Kansas City
2016	Daniel Woodrow	OF	12	Detroit
2016	Nick Highberger	RHP	30	Oakland
2014	Jake Peter	SS	7	Chicago (AL)
2014	Mike Gerber	CF	15	Detroit
2014	Bryan Sova	RHP	25	Philadelphia
2013	Federico Castagnini	SS/3B	30	Baltimore
2012	Ty Blach	LHP	5	San Francisco
2012	Anthony Bemboom	C	22	Los Angeles (AL)
2011	Jonas Dufek	RHP	9	Houston
2011	Trever Adams	OF	16	Texas
2010	Carson Vitale	C	38	Texas
2010	Elliot Soto	SS	15	Chicago (NL)
2009	Darin Ruf	1B	20	Philadelphia
2008	Pat Venditte	RHP/LHP	20	New York (AL)
2007	Marc Lewis	LHP	20	Florida
2007	Chris Gradoville	C	24	Texas
2007	Pat Venditte	RHP/LHP	45	New York (AL)
2006	Zach Daeges	OF/3B	6	Boston
2006	Marc Lewis	LHP	26	Milwaukee
2006	Adam Schaecher	RHP	31	Texas
2006	Chase Odenreider	OF	49	New York (AL)
2005	Eric Wordekemper	RHP	46	New York (AL)

Series History & Year-by-Year Results



Series Records

Opponent	W	L	T	Last	Opponent	W	L	T	Last	Opponent	W	L	T	Last
Abilene Christian	0	3	0	3/5/17	Lamar	1	1	0	2/24/07	Sacramento State	0	1	0	3/7/12
Air Force	20	10	0	3/1/24	La Salle	2	0	0	3/6/89	St. Ambrose	1	0	0	2/21/95
Albany	2	0	0	3/7/09	Lewis	1	1	0	1981	St. Cloud State	4	4	0	1978
Arizona	0	2	0	4/19/22	Lipscomb	1	1	0	2/28/22	St. Francis (Ill.)	1	0	0	1981
Arizona State	0	3	0	2/18/01	Long Beach State	1	1	0	5/23/92	St. Francis (NY)	1	0	0	3/17/86
Arkansas	5	12	0	6/1/25	Loras	0	1	0	4/3/72	St. John's	25	15	0	5/21/25
Arkansas State	6	4	0	3/10/14	Louisiana Lafayette	0	2	0	3/8/92	Saint Joseph's	0	1	0	3/9/84
Arkansas-Little Rock	11	6	0	2/17/19	Louisiana Monroe	2	1	0	5/17/08	Saint Louis	39	12	0	3/13/19
Arkansas-Pine Bluff	1	0	0	3/6/18	Louisiana State	First Meeting in 2026				Saint Mary's	4	1	0	3/23/25
Army	1	0	0	3/3/24	Louisiana Tech	2	1	0	3/2/24	St. Thomas (Fla.)	3	2	0	3/11/88
Augustana (SD)	2	0	0	4/29/83	Lowell	1	0	0	3/15/86	St. Thomas (Minn.)	12	0	0	4/2/23
Austin Peay	0	1	0	3/9/13	Loyola Marymount	2	1	0	2/27/22	St. Xavier (Ill.)	3	1	0	4/1/89
Baylor	1	3	0	3/9/99	Maine	5	0	0	3/10/93	Samford	2	1	0	3/30/25
Bellevue (Neb.)	29	3	0	4/21/99	Maryland	5	1	0	3/24/19	Sam Houston State	3	7	0	3/6/10
Belmont	2	1	0	2/27/21	McNeese State	3	6	0	2/19/23	San Diego	1	0	0	6/2/12
Benedictine	9	2	1	3/21/88	Memphis	2	0	0	3/5/08	San Diego State	0	1	0	2/16/94
Bowling Green	1	0	0	3/6/00	Mercer	1	0	0	3/12/98	San Francisco	4	2	0	3/16/25
Bradley	74	43	0	3/28/21	Miami (Fla.)	1	5	1	3/13/89	San Jose State	3	2	0	4/18/21
Briar Cliff	7	0	0	4/21/93	Miami (Ohio)	0	1	0	5/27/00	Santa Clara	1	0	0	2/24/17
Butler	25	5	0	5/4/25	Michigan	1	4	0	6/3/19	Seattle	4	2	0	2/16/20
BYU	7	4	0	3/11/23	Michigan State	2	1	0	3/8/08	Seton Hall	26	15	0	4/13/25
California	2	2	0	5/19/18	Midland College	4	0	0	4/30/75	South Dakota	3	0	0	3/6/83
Cal State Fullerton	0	1	0	5/26/90	Midwestern	1	3	0	3/7/83	South Dakota State	26	5	0	4/23/25
Cal State Northridge	2	4	0	3/5/23	Milwaukee	14	1	0	3/10/13	Southeast Louisiana	1	1	0	3/4/06
Canisius	1	1	0	2/20/11	Minnesota	26	25	0	3/25/23	Southeast Missouri State	3	1	0	3/12/13
Central Arkansas	7	3	0	3/10/22	Minnesota State (Mankato)	0	2	0	3/24/83	Southeast Oklahoma State	1	0	0	5/13/90
Central Michigan	1	0	0	3/8/98	Missouri	3	7	0	5/6/08	Southern Illinois	56	61	0	4/21/13
Central Missouri State	0	2	0	1969	Missouri Southern	1	0	0	1981	SIU Edwardsville	2	0	0	3/19/11
Chadron State	2	0	0	1975	Missouri State	42	42	0	5/18/13	Southern Methodist	1	3	0	1971
Charleston	2	1	0	3/2/25	Missouri Western	6	5	0	1979	Southern Utah	0	1	0	2/14/04
Charleston Southern	3	0	0	3/30/24	Morningside	5	1	0	3/30/88	Southwestern Louisiana	0	2	0	3/8/92
Charlotte	2	0	1	3/2/14	Mount Marty	7	0	0	2/23/92	Southwestern Oklahoma	2	0	0	3/7/01
Chicago State	5	0	0	3/16/08	Murray State	3	0	0	3/6/16	Stanford	2	1	0	3/25/24
Cincinnati	1	0	0	6/2/19	Navy	6	0	0	3/14/03	Stephen F. Austin	2	0	0	5/13/14
Citadel	3	0	0	4/3/22	Nebraska	57	94	2	5/6/25	Stetson	9	6	1	2/28/16
Clemson	4	1	0	2/28/99	Nebraska Wesleyan	19	1	0	4/7/87	Stony Brook	4	1	0	3/27/16
Coastal Carolina	3	4	0	4/24/24	Nebraska-Kearney	27	10	0	3/2/92	Tarkio	6	0	0	4/7/75
Colorado	0	4	0	4/28/75	Nevada	0	2	1	5/9/15	Tarleton State	First Meeting in 2026			
Colorado State	3	0	0	3/8/91	New Mexico	8	10	0	6/3/12	TCU	0	2	0	1971
Concordia (Neb.)	5	1	0	3/24/80	New Mexico State	13	7	0	2/28/98	Temple	1	0	0	3/8/00
Connecticut	5	10	0	5/24/25	New Orleans	2	1	0	5/22/10	Tennessee Tech	3	0	0	3/12/06
Connecticut Wesleyan	1	0	0	3/10/86	North Carolina	1	0	0	3/11/91	Tennessee-Martin	4	0	0	3/13/22
Coppin State	2	0	0	2/18/24	North Carolina State	2	0	0	6/5/05	Texas	0	8	0	5/26/00
CSU Bakersfield	3	0	0	2/15/15	North Dakota	12	2	0	3/20/16	Texas A&M	0	2	0	2/23/03
Dallas Baptist	6	4	0	2/17/13	North Dakota State	23	3	0	6/1/25	Texas A&M-Corpus Christi	1	2	0	3/9/05
Dana College	15	3	0	4/15/03	North Florida	1	0	0	3/10/98	Texas State	5	4	0	2/23/19
Dayton	0	1	0	2/27/09	Northeastern	1	2	0	2/18/18	Texas Wesleyan	3	5	0	1979
Delaware State	1	0	0	3/9/98	Northeastern Illinois	1	0	0	3/12/97	Texas-Arlington	3	2	0	3/10/10
Denver	4	4	0	4/20/74	Northern Colorado	16	3	0	3/6/10	Texas-El Paso	1	6	0	1981
Doane	15	0	0	4/15/93	Northern Illinois	2	1	0	3/20/99	Toledo	2	1	0	2/19/11
Drake	10	7	0	1974	Northern Iowa	47	29	0	4/12/09	Tulane	1	2	0	3/1/15
Eastern Illinois	0	1	0	3/14/03	NW Missouri State	9	6	0	3/30/86	Tulsa	1	3	0	1978
Evansville	46	28	0	3/17/19	Northwestern	1	1	0	2/25/07	UAB	3	3	0	2/19/17
Fairleigh Dickinson	7	2	0	3/9/89	Northwestern State	1	2	0	2/20/15	UC Davis	9	2	0	3/9/25
Faulkner	1	1	0	3/10/89	Notre Dame	4	8	0	3/1/09	UC San Diego	First Meeting in 2026			
Florida Memorial	1	0	0	3/4/88	Nova Southeastern	0	1	0	3/7/89	UC Santa Barbara	0	1	0	2/23/02
Fresno State	4	5	0	2/21/16	Offutt Air Force Base	4	2	0	1968	UCLA	1	3	0	6/3/12
Gardner-Webb	1	0	0	2/9/07	Ohio State	2	1	0	2/20/97	UMass-Lowell	2	0	0	3/6/24
Georgetown	27	9	0	5/17/25	Oklahoma	4	6	0	3/7/07	UNC Asheville	1	0	0	3/10/00
Georgia	1	1	0	6/5/11	Oklahoma City	3	2	0	1978	UNC Greensboro	1	2	0	2/16/25
Georgia Tech	1	1	0	3/31/90	Oklahoma State	3	10	0	4/28/13	UNC-Wilmington	0	1	0	3/11/09
Gonzaga	1	1	0	2/28/09	Omaha	64	36	0	5/13/25	UNLV	4	12	0	4/26/23
Grand View	13	4	0	2/19/95	Oral Roberts	14	25	0	3/7/04	USC	1	3	0	3/10/02
Hardin Simmons	1	1	0	3/8/83	Oregon State	1	3	0	6/1/19	Utah	0	2	0	2/24/03
Harvard	0	1	0	3/14/10	Pacific	5	2	0	3/17/13	Utah Valley	6	2	0	3/19/17
Hastings	8	0	0	1968	Parsons	4	2	0	1973	UTRGV	3	1	0	3/12/05
Hawai'i	1	2	0	5/27/91	Penn State	3	0	0	3/12/99	UTSA	1	0	0	2/24/24
Hawaii-Pacific	1	0	0	4/7/1992	Pepperdine	1	0	0	5/24/91	Valparaiso	1	0	0	3/19/11
Houston	1	1	0	3/11/94	Pershing	1	3	0	1969	Vanderbilt	1	0	0	3/7/06
Houston Christian	1	0	0	2/23/24	Peru State	4	1	0	2/25/92	Villanova	29	4	0	4/27/25
Illinois	1	0	0	4/8/1993	Phillips	1	1	0	3/5/83	VCU	0	1	0	5/24/92
Illinois State	77	36	0	3/31/19	Portland	8	10	0	2/22/25	Virginia Tech	1	0	0	3/12/91
Illinois-Chicago	8	1	0	2/25/24	Princeton	1	1	0	3/15/84	Washington	3	3	0	2/19/00
Indiana State	74	50	0	5/21/13	Purdue	3	2	0	3/11/89	Washington State	1	2	0	2/24/08
Iona	2	0	0	3/30/90	Regis	3	0	0	2/23/91	Wayne State	28	8	0	4/26/98
Iowa	9	13	0	5/15/12	Rice	0	2	0	3/9/08	Western Carolina	0	1	0	3/7/08
Iowa State	22	33	1	2/15/98	Rockhurst	1	0	0	2/13/98	Wichita State	52	120	1	3/19/23
IPFW	1	0	0	3/8/09	Rollins	2	0	0	3/17/84	Winona State	1	0	0	3/20/04
Jacksonville	2	1	0	4/3/16	Rutgers	2	0	0	4/27/13	Winthrop	1	3	0	4/2/17
John Brown	2	1	0	1969						Wisconsin State	4	0	0	1970
John F. Kennedy	14	0	0	1975						Wright State	2	0	0	3/29/90
Kansas	26	17	0	5/30/25						Wyoming	10	5	0	3/4/96
Kansas State	44	57	1	3/11/25						Xavier	22	22	0	5/22/25

2026 Opponents in Bold

Series Results

Abilene Christian (0-3)			
3/3/17	at Abilene Christian	L	2-3 (10)
3/4/17	at Abilene Christian	L	7-8 (10)
3/5/17	at Abilene Christian	L	3-4
Air Force (20-10)			
1970	Air Force	L	1-2
1970	Air Force	L	0-13
4/21/72	Air Force	W	13-8
4/22/72	Air Force	L	9-10
4/22/72	Air Force	W	24-6
3/18/89	at Air Force	W	19-4
3/18/89	at Air Force	W	11-7
3/19/89	at Air Force	W	6-3
3/11/90	at Air Force	W	7-0
3/11/90	at Air Force	W	13-3
2/15/97	at Air Force	L	5-6
2/15/97	at Air Force	W	8-2
2/21/98	Air Force	L	3-4
2/21/98	Air Force	W	11-3
2/22/98	Air Force	W	10-4
2/13/99	at Air Force	W	17-4
2/13/99	at Air Force	W	17-8
2/14/99	at Air Force	W	31-16
2/15/04	at Air Force	W	13-8
2/18/06	& vs. Air Force	W	9-2
4/15/09	! Air Force	W	6-5 (7)
4/15/09	! Air Force	W	6-0 (7)
4/27/10	Air Force	L	3-4 (7)
4/27/10	Air Force	L	2-6 (7)
3/16/11	at Air Force	L	1-2
3/16/11	at Air Force	W	11-9
3/25/15	Air Force	W	4-3 (14)
3/8/17	at Air Force	L	9-12 (7)
3/8/17	at Air Force	L	5-7 (7)
3/1/24	\$ vs. Air Force	W	10-6
! - Played in Rosenblatt Stadium			
\$ - Sugar Land Classic in Sugar Land, Texas			

Albany (2-0)			
6/2/07	& vs. Albany	W	21-11
3/7/09	@ vs. Albany	W	20-5
& - NCAA Regional (Fayetteville, Ark.)			
@ - Played in Conway, S.C.			

Arizona (0-2)			
4/18/22	Arizona	L	0-6
4/19/22	Arizona	L	1-3

Arizona State (0-3)			
2/16/01	at #4 Arizona State	L	1-23
2/17/01	at #4 Arizona State	L	2-15
2/18/01	at #4 Arizona State	L	4-14

Arkansas (5-12)			
1971	Arkansas	W	6-2
1971	Arkansas	L	0-2
1971	Arkansas	W	2-1
1971	Arkansas	W	3-1
1973	Arkansas	L	1-5
1973	Arkansas	L	2-11
1973	Arkansas	L	1-3
1973	Arkansas	W	6-2
3/6/74	at Arkansas	W	12-1
3/6/74	at Arkansas	L	4-12
1977	Arkansas	L	0-8
2/11/03	at Arkansas	L	5-9
6/3/07	& at #11 Arkansas	L	0-6
5/12/15	Arkansas	L	2-6
4/19/16	at Arkansas	L	2-6
5/31/25	& at #6 Arkansas	L	1-12
6/1/25	& at #6 Arkansas	L	3-8
& - NCAA Regional (Fayetteville, Ark.)			

Arkansas State (6-4)			
1969	Arkansas State	L	6-11
1969	Arkansas State	W	5-2
1981	^ vs. Arkansas State	L	8-9
2/23/07	# vs. Arkansas State	W	6-3
3/6/11	at Arkansas State	W	5-2
3/6/11	at Arkansas State	W	6-0
3/7/11	at Arkansas State	L	6-8
3/8/14	\$ at Arkansas State	W	7-3
3/9/14	\$ at Arkansas State	W	5-4
3/10/14	\$ at Arkansas State	L	2-6
^ - Missouri Southern Tournament in Joplin, Mo.			
# - Played in Beaumont, Texas			
\$ - Played in Millington, Tenn.			

Arkansas-Little Rock (11-6)			
3/25/91	vs. Arkansas-Little Rock	W	6-3
3/14/02	& vs. Arkansas-Little Rock	W	7-0
3/16/02	& vs. Arkansas-Little Rock	W	6-4
3/9/04	at Arkansas-Little Rock	L	4-7
3/10/04	at Arkansas-Little Rock	W	7-2
2/11/06	at Arkansas-Little Rock	L	11-12
2/12/06	at Arkansas-Little Rock	L	4-6
3/3/07	at Arkansas-Little Rock	W	10-6
3/3/07	at Arkansas-Little Rock	W	4-2 (10)
3/4/07	at Arkansas-Little Rock	W	8-4
3/8/13	vs. Arkansas-Little Rock	W	4-2
2/14/14	at Arkansas-Little Rock	L	1-5
2/15/14	at Arkansas-Little Rock	L	4-7
2/16/14	at Arkansas-Little Rock	L	1-7
2/15/19	at Arkansas-Little Rock	W	10-8
2/16/19	at Arkansas-Little Rock	W	13-8
2/17/19	at Arkansas-Little Rock	W	12-10 (11)
& - Irish Invitational in San Antonio, Texas			

Arkansas-Pine Bluff (1-0)			
3/6/18	at Arkansas-Pine Bluff	W	10-6
Army (1-0)			
3/3/24	\$ vs. Army	W	9-3
\$ - Sugar Land Classic in Sugar Land, Texas			

Augustana (SD) (2-0)			
4/29/83	Augustana (S.D.)	W	11-1
4/29/83	Augustana (S.D.)	W	11-0

Austin Peay (0-1)			
3/9/13	at Austin Peay	L	8-9

Baylor (1-3)			
3/4/95	at Baylor	L	0-1
3/4/95	at Baylor	W	5-3
3/5/95	at Baylor	L	2-3
3/9/99	at Baylor	L	2-4

Bellevue (Neb.) (29-3)			
1973	Bellevue (Neb.)	W	5-0
1973	Bellevue (Neb.)	W	6-1
4/17/74	Bellevue (Neb.)	W	12-2
4/17/74	Bellevue (Neb.)	W	9-2
5/6/74	Bellevue (Neb.)	W	4-1
5/6/74	Bellevue (Neb.)	W	11-1
4/16/75	Bellevue (Neb.)	W	14-3
4/16/75	Bellevue (Neb.)	W	9-1
1977	Bellevue (Neb.)	W	20-2
1978	Bellevue (Neb.)	W	3-2
1978	Bellevue (Neb.)	W	8-1
1979	Bellevue (Neb.)	L	3-4
1979	Bellevue (Neb.)	L	7-13
1979	Bellevue (Neb.)	W	4-2
1979	Bellevue (Neb.)	W	2-0
4/7/80	Bellevue (Neb.)	W	4-2
4/7/80	Bellevue (Neb.)	W	10-1
4/21/80	at Bellevue (Neb.)	W	9-6
4/21/80	at Bellevue (Neb.)	W	9-0
5/1/80	at Bellevue (Neb.)	W	13-3 (5)
1981	Bellevue (Neb.)	W	9-4 (8)
1981	Bellevue (Neb.)	W	5-4
1981	Bellevue (Neb.)	W	13-3 (6)
1981	Bellevue (Neb.)	W	6-3
4/21/83	Bellevue (Neb.)	W	12-0
4/21/83	Bellevue (Neb.)	W	14-3
4/28/83	Bellevue (Neb.)	W	15-0
4/28/83	Bellevue (Neb.)	W	19-2
3/20/88	Bellevue (Neb.)	W	15-1
3/22/88	Bellevue (Neb.)	W	24-9
3/12/93	\$ vs. Bellevue	L	5-9
4/21/99	Bellevue (Neb.)	W	13-2
\$ - UTRGV Tournament in Edinburg, Texas			

Belmont (2-1)			
3/8/06	at Belmont	W	13-5
2/27/21	at Belmont	L	2-3 (7)
2/27/21	at Belmont	W	9-2 (7)

Benedictine (9-2-1)			
1977	Benedictine	L	0-5
1977	Benedictine	W	8-7
1977	Benedictine	W	9-2
4/2/80	at Benedictine	W	6-4
4/2/80	at Benedictine	T	0-0 (6)
4/13/80	Benedictine	L	3-4
4/13/80	Benedictine	W	6-5
1981	Benedictine	W	10-0 (5)
1981	Benedictine	W	3-1
3/22/86	Benedictine	W	22-4
3/22/86	Benedictine	W	24-7
3/21/88	Benedictine	W	22-0

Bowling Green (1-0)			
3/6/00	# vs. Bowling Green	W	4-1
# - Pepsi/Johnny Quik Classic at Fresno State			

Bradley (74-43)			
1968	Bradley	L	0-8
1968	Bradley	W	9-7
1969	Bradley	L	1-8
1969	Bradley	L	0-17
1979	^ vs. Bradley	L	3-9
4/14/84	* at Bradley	L	0-6
4/14/84	* at Bradley	L	1-7
4/26/86	* at Bradley	W	10-5
4/26/86	* at Bradley	W	8-1
4/27/86	* at Bradley	L	6-7
4/27/86	* at Bradley	W	16-9
5/16/86	^ vs. Bradley	W	5-3
4/25/87	* Bradley	L	1-8
4/25/87	* Bradley	L	5-7
4/26/87	* Bradley	L	3-9
4/26/87	* Bradley	W	8-4
5/14/87	^ vs. Bradley	W	8-1
5/16/87	^ vs. Bradley	W	8-5
4/9/88	* at Bradley	L	3-7
4/9/88	* at Bradley	W	11-4
4/10/88	* at Bradley	L	4-5
4/10/88	* at Bradley	W	5-3
4/8/89	* Bradley	L	6-10
4/8/89	* Bradley	W	5-3
4/9/89	* Bradley	W	12-2
4/9/89	* Bradley	W	4-2
4/28/90	* at Bradley	W	4-1
4/28/90	* at Bradley	W	7-2
4/29/90	* at Bradley	W	18-6
4/29/90	* at Bradley	W	11-0
3/30/91	* Bradley	W	13-2
3/30/91	* Bradley	L	0-8
3/31/91	* Bradley	W	7-2
3/31/91	* Bradley	W	15-0
3/29/92	* Bradley	W	6-2
3/29/92	* Bradley	W	3-2
5/13/92	^ vs. Bradley	W	7-1
5/14/92	^ vs. Bradley	W	11-3
5/14/93	* at Bradley	L	1-2 (10)
5/15/93	* at Bradley	L	6-7 (10)
5/15/93	* at Bradley	L	3-13
4/9/94	* at Bradley	W	16-3
4/9/94	* at Bradley	W	11-5
4/10/94	* at Bradley	L	5-8
5/18/94	^ vs. Bradley	L	2-5
4/29/95	* Bradley	L	6-8
4/29/95	* Bradley	W	15-9
4/30/95	* Bradley	W	10-3
4/30/95	* Bradley	W	17-7
4/5/96	* at Bradley	L	2-3
4/6/96	* at Bradley	L	2-5
4/7/96	* at Bradley	L	1-2
4/7/96	* at Bradley	L	2-12
4/5/97	* Bradley	L	6-11
3/28/98	* at Bradley	L	6-14
3/28/98	* at Bradley	W	10-6
3/29/98	* at Bradley	L	2-3
3/29/98	* at Bradley	L	0-3
5/1/99	* Bradley	W	16-2
5/1/99	* Bradley	W	6-2
5/2/99	* Bradley	L	1-11
5/2/99	* Bradley	L	2-7
5/5/00	* at Bradley	W	15-10
5/6/00	* at Bradley	L	2-6 (7)
5/6/00	* at Bradley	W	6-4
5/7/00	* at Bradley	L	7-9
4/28/01	* Bradley	W	10-3
4/28/01	* Bradley	W	9-8
4/29/01	* Bradley	W	10-2
4/29/01	* Bradley	W	14-9
5/18/02	* at Bradley	W	11-4
5/18/02	* at Bradley	L	0-3
5/19/02	* at Bradley	W	5-2 (7)
5/19/02	* at Bradley	W	10-6
5/15/03	* Bradley	L	4-6 (11)
5/16/03	* Bradley	L	8-11
5/16/03	* Bradley	L	1-6
5/17/03	* Bradley	W	2-0
5/14/04	* at Bradley	W	11-1 (8)
5/15/04	* at Bradley	W	4-2
5/15/04	* at Bradley	L	2-4
5/16/04	* at Bradley	W	7-3
4/29/05	* Bradley	W	10-8
4/30/05	* Bradley	W	15-2 (7)
5/1/05	* Bradley	W	4-1
5/25/05	^ vs. Bradley	W	9-7
3/24/06	* at Bradley	L	0-4
3/25/06	* at Bradley	W	7-5
3/26/06	* at Bradley	L	0-3
5/26/06	^ vs. Bradley	L	0-1

4/13/07	* Bradley	W	4-2
4/14/07	* Bradley	W	4-2
4/15/07	* Bradley	W	3-2
5/24/07	^ vs. Bradley	W	2-0
5/25/07	^ vs. Bradley	W	17-2 (7)
4/4/08	* at Bradley	W	9-3
4/5/08	* at Bradley	W	12-3
4/6/08	* at Bradley	L	3-4 (12)
5/21/08	^ vs. Bradley	W	14-2 (8)
4/24/09	% * Bradley	W	7-2
4/25/09	* Bradley	W	5-0
5/4/10			

Series Results

Cal State Fullerton (0-1)			
5/26/90	% vs. Cal State Fullerton	L	3-6
% - NCAA Central Regional (Austin, Texas)			
Cal State Northridge (2-4)			
3/13/91	& vs. Cal State Northridge	L	5-9
3/16/91	& vs. Cal State Northridge	W	3-1
3/18/92	& vs. Cal State Northridge	L	2-12
3/3/23	at Cal State Northridge	W	7-6
3/4/23	at Cal State Northridge	L	8-12
3/5/23	at Cal State Northridge	L	3-4
& - Best of the West Classic at Fresno State			

Canisius (1-1)			
2/19/11	% vs. Canisius	W	6-3
2/20/11	% vs. Canisius	L	1-4
% - Played at USA Baseball Facility; Cary, N.C.			

Central Arkansas (7-3)			
2/20/10	at Central Arkansas	W	3-2
3/9/11	at Central Arkansas	L	7-8
2/17/12	at Central Arkansas	W	4-3
2/18/12	at Central Arkansas	W	7-3 (10)
2/19/12	at Central Arkansas	W	5-1
3/11/14	at Central Arkansas	W	10-2
3/2/18	at Central Arkansas	W	12-5
3/3/18	at Central Arkansas	L	2-6
3/4/18	at Central Arkansas	L	6-7
3/10/22	at Central Arkansas	W	10-3

Central Michigan (1-0)			
3/8/98	\$ vs. Central Michigan	W	9-6
\$ - North Florida/Jacksonville Greyhound Classic			

Central Missouri State (0-2)			
1969	Central Missouri State	L	0-5
1969	Central Missouri State	L	0-2

Chadron State (2-0)			
5/4/75	Chadron State	W	18-4
5/4/75	Chadron State	W	9-4

Charleston (2-1)			
2/28/25	at Charleston	W	8-6
3/1/25	at Charleston	L	6-18
3/2/25	at Charleston	W	8-4

Charleston Southern (3-0)			
3/29/24	at Charleston Southern	W	13-6
3/30/24	at Charleston Southern	W	10-7
3/30/24	at Charleston Southern	W	6-3

Charlotte (2-0-1)			
2/28/14	at Charlotte	W	7-6 (10)
3/1/14	at Charlotte	W	3-1
3/2/14	at Charlotte	T	5-5 (10)

Chicago State (5-0)			
3/12/94	# vs. Chicago State	W	17-1
3/15/08	Chicago State	W	11-0 (7)
3/15/08	Chicago State	W	7-0 (7)
3/16/08	Chicago State	W	16-2 (7)
3/16/08	Chicago State	W	9-0 (7)
# - University of Houston Tournament			

Cincinnati (1-0)			
6/2/19	& vs. Cincinnati	W	6-1
& - NCAA Tournament (Corvallis, Ore.)			

Citadel (3-0)			
4/1/22	Citadel	W	11-2
4/2/22	Citadel	W	5-3
4/3/22	Citadel	W	8-3

Clemson (4-1)			
5/25/90	% vs. Clemson	W	9-6
5/27/90	% vs. Clemson	W	4-3
6/1/91	\$ vs. Clemson	W	8-4
2/26/99	^ vs. Clemson	W	4-3
2/28/99	^ vs. Clemson	L	10-13
% - NCAA Central Regional (Austin, Texas)			
\$ - College World Series (Omaha, Neb.)			
^ - UNLV Coors Desert Classic in Las Vegas, Nev.			

Coastal Carolina (3-4)			
3/7/09	@ at #16 Coastal Carolina	L	7-8
3/10/09	@ at #14 Coastal Carolina	L	0-1
2/24/23	at Coastal Carolina	L	12-14
2/25/23	at Coastal Carolina	L	5-14
2/26/23	at Coastal Carolina	W	10-5
4/23/24	#13 Coastal Carolina	W	7-3
4/24/24	#13 Coastal Carolina	W	5-4
@ - Caravelle Tournament in Conway, S.C.			

Colorado (0-4)			
4/22/74	at Colorado	L	4-5
4/22/74	at Colorado	L	8-15
4/28/75	at Colorado	L	0-8
4/28/75	at Colorado	L	4-11

Colorado State (3-0)			
3/7/91	Colorado State	W	16-8
3/7/91	Colorado State	W	11-3
3/8/91	Colorado State	W	15-1

Concordia (Neb.) (5-1)			
1966	Concordia (Neb.)	W	11-2
1966	Concordia (Neb.)	W	8-2
1967	Concordia (Neb.)	L	4-10
1967	Concordia (Neb.)	W	8-7
3/24/80	at Concordia (Neb.)	W	15-2 (5)
3/24/80	at Concordia (Neb.)	W	21-1 (5)

Connecticut (5-10)			
5/29/21	\$ vs. Connecticut	L	0-5
5/6/22	* at Connecticut	L	1-3
5/7/22	* at Connecticut	L	5-6
5/8/22	* at Connecticut	L	5-6
5/28/22	\$ vs. Connecticut	L	1-7
5/18/23	#9 Connecticut	W	7-6
5/19/23	#9 Connecticut	L	3-6
5/20/23	#9 Connecticut	L	0-10
5/10/24	at *Connecticut	L	2-9
5/11/24	at *Connecticut	L	5-10
5/12/24	at *Connecticut	W	14-9
4/4/25	Connecticut	L	7-8
4/5/25	Connecticut	W	14-2
4/6/25	Connecticut	W	11-7
5/24/25	\$ vs. Connecticut	W	7-4
\$ - Played at BIG EAST Tournament (Mason, Ohio)			

Connecticut Wesleyan (1-0)			
3/10/86	\$ vs. Conn. Wesleyan	W	11-5
\$ - Played in Miami, Fla.			

Coppin State (2-0)			
2/16/24	at Coppin State	W	24-0
2/18/24	at Coppin State	W	9-6 (8)

CSU Bakersfield (3-0)			
2/13/15	at CSU Bakersfield	W	5-0
2/14/15	at CSU Bakersfield	W	5-1
2/15/15	at CSU Bakersfield	W	10-4

Dallas Baptist (6-4)			
1979	Dallas Baptist	W	9-6 (8)
1979	Dallas Baptist	L	7-13
3/10/83	Dallas Baptist	L	5-6
3/10/83	Dallas Baptist	W	14-8
5/11/12	Dallas Baptist	W	4-1
5/12/12	Dallas Baptist	L	2-5
5/13/12	Dallas Baptist	L	6-8
2/15/13	at Dallas Baptist	W	11-9
2/16/13	at Dallas Baptist	W	15-6
2/17/13	at Dallas Baptist	W	3-1

Dana College (15-3)			
1966	Dana College	W	2-1
1966	Dana College	W	11-1
1967	Dana College	W	7-2
1967	Dana College	L	5-6
1968	Dana College	W	15-2
1968	Dana College	W	2-1
1969	Dana College	L	5-9
1969	Dana College	L	2-7
1973	Dana College	W	5-2
4/17/75	Dana College	W	2-0
4/17/75	Dana College	W	5-1
1978	Dana College	W	1-0 (10)
1978	Dana College	W	5-2
5/10/95	Dana College	W	16-9
4/16/96	Dana College	W	13-5
4/7/97	Dana College	W	12-6
3/5/02	Dana College	W	16-7
4/15/03	Dana College	W	28-8 (7)

Dayton (0-1)			
2/27/09	\$ vs. Dayton	L	1-3
\$ - Phoenix Classic played in Phoenix, Ariz.			

Delaware State (1-0)			
3/9/98	\$ vs. Delaware State	W	26-3
\$ - North Florida/Jacksonville Greyhound Classic			

Denver (4-4)			
1970	Denver	W	4-2
1970	Denver	W	5-4
1971	Denver	L	2-4
1971	Denver	W	5-4
1971	Denver	L	1-8
5/5/72	Denver	W	5-4
4/19/74	at Denver	L	2-6
4/20/74	at Denver	L	2-3

Doane (15-0)			
1971	Doane	W	6-1
1971	Doane	W	10-0
1973	Doane	W	8-0
1973	Doane	W	3-0
3/18/74	Doane	W	6-0
3/18/74	Doane	W	6-1
4/19/84	Doane	W	6-1
4/19/84	Doane	W	4-3
5/7/87	Doane	W	4-1
5/7/87	Doane	W	9-1
3/1/90	Doane	W	11-1
3/1/90	Doane	W	20-1
2/27/91	Doane	W	20-0
5/1/92	Doane	W	9-3
4/15/93	Doane	W	18-0

Drake (10-7)			
1966	Drake	L	0-2
1966	Drake	L	2-7
1967	Drake	W	10-1
1967	Drake	W	7-6
1968	Drake	W	12-1
1968	Drake	L	5-6
1969	Drake	L	3-6
1969	Drake	L	3-4
1970	Drake	W	7-4
1970	Drake	W	11-0
1970	Drake	W	8-1
1970	Drake	W	5-2
1971	Drake	W	10-1
1971	Drake	W	10-1
4/6/74	at Drake	W	8-6
4/6/74	at Drake	L	3-4
4/6/74	at Drake	L	1-3

Eastern Illinois (0-1)			
3/14/03	% vs. Eastern Illinois	L	1-2 (12)
% - Kennel Club Classic in Jacksonville, Fla.			

Evansville (46-28)			
3/11/93	\$ vs. Evansville	W	4-3
4/21/95	* at Evansville	L	2-5
4/22/95	* at Evansville	L	2-4
4/22/95	* at Evansville	W	10-6
3/29/96	* Evansville	W	4-3
3/31/96	* Evansville	W	7-6
5/3/97	* at Evansville	L	5-7
5/3/97	* at Evansville	L	9-10 (10)
5/4/97	* at Evansville	W	9-4
5/4/97	* at Evansville	W	9-5
5/8/98	* Evansville	W	12-5
5/9/98	* Evansville	L	1-7
5/10/98	* Evansville	L	3-8
5/10/98	* Evansville	W	13-0
5/14/98	^ at Evansville	L	2-5
4/2/99	* at Evansville	W	12-2
4/4/99	* at Evansville	L	1-4
4/4/99	* at Evansville	L	2-5
5/19/99	^ vs. Evansville	W	12-4
4/14/00	* Evansville	W	9-8 (10)
4/15/00	* Evansville	L	3-4
4/15/00	* Evansville	L	0-5 (7)
5/19/00	^ vs. Evansville	L	1-6
3/23/01	* at Evansville	W	14-9 (12)
3/24/01	* at Evansville	L	2-4
3/25/01	* at Evansville	L	5-10 (7)
3/25/01	* at Evansville	L	8-9
4/5/02	* Evansville	W	7-4
4/6/02	* Evansville	W	6-3 (7)
4/6/02	* Evansville	W	13-9
4/7/02	* Evansville	W	10-6
4/4/03	* at Evansville	W	6-4
4/5/03	* at Evansville	L	6-10 (7)
4/5/03	* at Evansville	W	3-1
4/6/03	* at Evansville	W	2-0
4/2/04	* Evansville	W	9-4
4/3/04	* Evansville	W	1-0
4/4/04	* Evansville	W	11-4
5/28/04	^ vs. Evansville	L	4-6
5/13/05	* at Evansville	W	8-7 (11)
5/14/05	* at Evansville	W	7-5
5/15/05	* at Evansville	L	4-6
5/26/05	^ vs. Evansville	W	6-0

4/21/06	* Evansville	L	2-9
4/22/06	* Evansville	W	13-3 (8)
4/23/06	* Evansville	L	1-7
3/23/07	* at Evansville	L	0-6
3/24/07	* at Evansville	W	4-3
3/25/07	* at Evansville	W	9-1
4/25/08	* Evansville	W	9-4
4/26/08	* Evansville	W	7-1
4/27/08	* Evansville	W	13-1 (7)
4/3/09	* at Evansville	W	7-4
4/4/09	* at Evansville	L	3-4
4/5/09	* at Evansville	W	10-5 (10)
4/30/10	! * Evansville	W	3-2
5/1/10	* Evansville	W	7-3
5/2/10			

Series Results

Georgetown (27-9)			
3/11/87	\$ vs. Georgetown	W	8-3
3/13/87	\$ vs. Georgetown	W	14-5
3/4/89	\$ vs. Georgetown	W	7-5
4/11/14	* Georgetown	W	2-0
4/12/14	* Georgetown	W	13-4
4/12/14	* Georgetown	W	16-5
4/2/15	* at Georgetown	L	3-4
4/4/15	* at Georgetown	W	4-2
4/4/15	* at Georgetown	W	4-3
5/6/16	* Georgetown	W	6-2
5/7/16	* Georgetown	W	4-0
5/8/16	* Georgetown	L	2-3
4/13/17	* at Georgetown	W	7-5
4/14/17	* at Georgetown	W	6-4
4/15/17	* at Georgetown	W	11-9
4/27/18	* Georgetown	W	8-0
4/28/18	* Georgetown	L	3-6
4/29/18	* Georgetown	L	1-8
5/3/19	* at Georgetown	W	7-3
5/3/19	* at Georgetown	W	14-2
5/4/19	* at Georgetown	W	7-4
4/23/21	* at Georgetown	W	6-0 (7)
4/23/21	* at Georgetown	W	5-0
4/24/21	* at Georgetown	W	4-2
4/25/21	* at Georgetown	L	2-3 (10)
4/8/22	* at Georgetown	W	8-5
4/9/22	* at Georgetown	W	12-1
4/10/22	* at Georgetown	W	14-2
4/14/23	* at Georgetown	W	15-11
4/15/23	* at Georgetown	L	3-8
4/16/23	* at Georgetown	L	1-13 (7)
4/27/24	* Georgetown	L	2-10
4/27/24	* Georgetown	L	3-4
5/15/25	* at Georgetown	W	5-3
5/16/25	* at Georgetown	W	8-6
5/17/25	* at Georgetown	W	12-1 (7)

\$ - Played in Miami, Fla.

* - BIG EAST Regular Season game

Georgia (1-1)			
6/3/11	& vs. Georgia	W	2-1
6/5/11	& vs. Georgia	L	4-5 (11)

& - NCAA Tournament (Corvallis, Ore.)

Georgia Tech (1-1)			
3/27/90	\$ vs. Georgia Tech	W	5-4
3/31/90	\$ vs. Georgia Tech	L	2-3 (10)

\$ - Rainbow Spring Tournament in Honolulu, Hawaii

Gonzaga (1-1)			
3/9/00	# vs. Gonzaga	W	11-2
2/28/09	\$ vs. Gonzaga	L	3-11

- Pepsi/Johnny Quik Classic at Fresno State
\$ - Phoenix Classic played in Phoenix, Ariz.

Grand View (13-4)			
4/11/83	Grand View	W	7-0
4/11/83	Grand View	W	14-3
4/6/84	Grand View	W	6-4
4/6/84	Grand View	W	10-5
5/1/84	Grand View	L	2-3
5/1/84	Grand View	W	13-4
4/10/86	Grand View	L	8-12
3/27/87	at Grand View	L	7-8
4/6/88	Grand View	W	10-6
2/23/90	Grand View	W	7-1
2/23/90	Grand View	W	5-2
2/27/90	Grand View	W	9-2
2/28/91	Grand View	W	31-6
4/24/92	vs. Grand View	L	12-13
4/6/93	Grand View	W	4-3
2/19/95	Grand View	W	20-1
2/19/95	Grand View	W	6-3

Hardin Simmons (1-1)			
3/8/83	Hardin Simmons	L	5-7
3/8/83	Hardin Simmons	W	18-11

Harvard (0-1)			
3/14/10	& vs. Harvard	L	2-5

& - Metrodome Tournament (Minneapolis, Minn.)

Hastings (8-0)			
1966	Hastings College	W	5-3
1966	Hastings College	W	7-2
1966	* Hastings College	W	2-0
1967	Hastings College	W	10-5
1967	Hastings College	W	12-1
1967	* Hastings College	W	8-0
1968	Hastings College	W	7-6 (8)
1968	Hastings College	W	9-2

* - "W" Club Invitational (at Nebraska Wesleyan)

Hawaii (1-2)			
3/26/90	\$ at Hawaii	L	7-11
3/28/90	\$ at Hawaii	L	3-8
5/27/91	% vs. Hawaii	W	15-8

\$ - Rainbow Spring Tournament in Honolulu, Hawaii
% - NCAA West I Regional (Los Angeles, Calif.)

Hawaii-Pacific (1-0)			
4/7/92	Hawaii-Pacific	W	8-7

Houston (1-1)			
3/8/94	at Houston	L	8-9
3/11/94	# at Houston	W	5-2

- University of Houston Tournament

Houston Christian (1-0)			
2/23/24	\$ at Houston Christian	W	22-1

\$ - Sugar Land Classic in Sugar Land, Texas

Illinois (1-0)			
4/8/93	at Illinois	W	11-10

Illinois State (77-36)			
4/20/84	* Illinois State	L	2-6
4/20/84	* Illinois State	L	1-2
4/19/86	* Illinois State	W	6-5
4/19/86	* Illinois State	L	3-4
4/20/86	* Illinois State	L	1-4
4/20/86	* Illinois State	L	2-11
4/18/87	* at Illinois State	W	5-3
4/18/87	* at Illinois State	W	9-7
4/19/87	* at Illinois State	W	7-6
4/19/87	* at Illinois State	W	14-8
4/30/88	* Illinois State	W	5-4 (13)
4/30/88	* Illinois State	W	17-12
5/1/88	* Illinois State	W	20-9
5/1/88	* Illinois State	W	17-11
5/19/88	^ vs. Illinois State	W	5-4
4/29/89	* at Illinois State	W	13-0
4/29/89	* at Illinois State	L	4-5
4/30/89	* at Illinois State	L	5-12
4/30/89	* at Illinois State	W	5-4
5/18/89	^ vs. Illinois State	W	10-4
4/21/90	* Illinois State	W	11-1
4/21/90	* Illinois State	W	6-2
4/22/90	* Illinois State	W	12-4
4/22/90	* Illinois State	W	9-3
5/4/91	* at Illinois State	W	10-5
5/4/91	* at Illinois State	W	9-2
5/5/91	* at Illinois State	W	13-2
5/5/91	* at Illinois State	L	5-6
5/15/91	^ vs. Illinois State	W	10-1
5/2/92	* Illinois State	W	6-4
5/2/92	* Illinois State	W	13-12
5/3/92	* Illinois State	W	5-3
4/30/93	* at Illinois State	W	5-4
5/1/93	* at Illinois State	L	1-4
5/2/93	* at Illinois State	W	2-0
4/15/94	* Illinois State	W	7-6
4/16/94	* Illinois State	W	17-10
4/17/94	* Illinois State	W	12-2
5/19/94	^ vs. Illinois State	W	14-2
3/24/95	* at Illinois State	W	10-8
3/25/95	* at Illinois State	W	4-3
3/25/95	* at Illinois State	L	9-10
3/26/95	* at Illinois State	W	9-0
4/19/96	* Illinois State	L	3-5
4/20/96	* Illinois State	W	14-1
4/20/96	* Illinois State	L	0-4
4/21/96	* Illinois State	W	6-3
3/21/97	* at Illinois State	L	9-10
3/22/97	* at Illinois State	W	7-4
3/22/97	* at Illinois State	L	4-7
3/23/97	* at Illinois State	L	10-14
4/3/98	* Illinois State	W	4-3
4/4/98	* Illinois State	W	11-2
4/4/98	* Illinois State	W	15-3
4/5/98	* Illinois State	L	3-5
4/23/99	* at Illinois State	W	10-2
4/24/99	* at Illinois State	L	2-9
4/24/99	* at Illinois State	L	3-4
4/25/99	* at Illinois State	L	5-7 (11)
5/20/99	^ vs. Illinois State	L	7-8
5/21/99	^ vs. Illinois State	W	3-2 (10)
4/28/00	* Illinois State	L	2-4
4/29/00	* Illinois State	W	8-2
4/29/00	* Illinois State	W	9-8
4/30/00	* Illinois State	W	4-3
3/30/01	* at Illinois State	L	4-10
3/31/01	* at Illinois State	L	2-12 (7)
3/31/01	* at Illinois State	W	17-14
4/1/01	* at Illinois State	L	5-12
3/22/02	* Illinois State	W	8-7
3/23/02	* Illinois State	W	10-8 (7)

Illinois-Chicago (8-1)			
1981	at Illinois-Chicago	W	Forfeit
4/2/89	at Illinois-Chicago	W	3-2
4/2/89	at Illinois-Chicago	W	8-1
2/17/06	& vs. Illinois-Chicago	L	2-3
2/19/06	& vs. Illinois-Chicago	W	5-0
4/17/09	Illinois-Chicago	W	9-4
4/19/09	Illinois-Chicago	W	4-3
3/19/10	at Illinois-Chicago	W	13-10
2/25/24	\$ vs. Illinois-Chicago	W	12-7

& - Played in Mesa, Ariz.
\$ - Sugar Land Classic in Sugar Land, Texas

Indiana State (74-50)			
1978	^ Indiana State	L	2-5 (10)
1978	^ Indiana State	L	9-10
5/13/83	^ vs. Indiana State	L	9-13
4/12/86	* Indiana State	L	1-5
4/12/86	* Indiana State	L	1-4
4/13/86	* Indiana State	L	0-1
4/13/86	* Indiana State	L	1-6
5/17/86	^ vs. Indiana State	L	0-5
4/11/87	* at Indiana State	L	9-19
4/11/87	* at Indiana State	W	5-3
4/12/87	* at Indiana State	W	9-7
4/12/87	* at Indiana State	L	8-9
5/15/87	^ vs. Indiana State	L	8-12
4/16/88	* Indiana State	W	10-4
4/16/88	* Indiana State	W	13-1
4/17/88	* Indiana State	W	5-2
4/17/88	* Indiana State	W	9-0
5/21/88	^ vs. Indiana State	W	3-1
4/15/89	* at Indiana State	L	1-8
4/15/89	* at Indiana State	L	2-8
4/16/89	* at Indiana State	W	14-9
4/16/89	* at Indiana State	L	8-13
4/7/90	* Indiana State	W	10-9
4/7/90	* Indiana State	W	9-4
4/8/90	* Indiana State	L	7-8
4/8/90	* Indiana State	W	9-7
5/16/90	^ vs. Indiana State	W	3-1
5/18/90	^ vs. Indiana State	W	8-4
4/6/91	* at Indiana State	L	11-12
4/6/91	* at Indiana State	W	10-5
4/7/91	* at Indiana State	L	4-7
4/7/91	* at Indiana State	W	14-0
5/16/91	^ vs. Indiana State	W	7-6
5/18/91	^ vs. Indiana State	W	8-6
4/18/92	* Indiana State	W	5-1
4/18/92	* Indiana State	L	6-12

3/23/02	* Illinois State	L	4-5
3/21/03	* at Illinois State	W	11-1
3/22/03	* at Illinois State	L	10-11 (7)
3/22/03	* at Illinois State	W	8-4
3/23/03	* at Illinois State	L	6-10
4/16/04	* Illinois State	W	8-5
4/17/04	* Illinois State	L	4-6
4/18/04	* Illinois State	W	9-7 (14)
3/26/05	* at Illinois State	W	8-2
3/26/05	* at Illinois State	W	4-1
3/27/05	* at Illinois State	W	7-4
4/8/06	* Illinois State	W	8-6
4/8/06	* Illinois State	W	14-4 (7)
4/9/06	* Illinois State	L	13-14
5/1/07	* at Illinois State	W	10-3
5/12/07	* at Illinois State	W	5-3
5/13/07	* at Illinois State	W	7-3
3/28/08	* Illinois State	W	4-0
3/29/08	* Illinois State	W	15-6
3/30/08	* Illinois State	W	5-0
5/1/09	* at Illinois State	W	8-3
5/2/09	* at Illinois State	W	12-2
5/3/09	* at Illinois State	W	10-6
4/9/10	* Illinois State	L	6-7
4/10/10	* Illinois State	L	6-7
4/11/10	* Illinois State	L	2-6
4/8/11	* at Illinois State	L	4-5
4/9/11	* at Illinois State	W	8-2
4/10/11	* at Illinois State	W	6-5
4/28/12	* Illinois State	W	6-5 (15)
4/28/12	* Illinois State	L	2-7
5/23/12	^ vs. Illinois State	W	11-5
5/24/12	^ vs. Illinois State	W	10-3
5/3/13	* at Illinois State	L	2-9
5/4/13	* at Illinois State	L	0-6
5/5/13	* at Illinois State	W	9-4 (11)
3/23/18	at Illinois State	W	5-1
3/23/18	at Illinois State	W	7-5
3/30/19	Illinois State	W	17-3
3/31/19	Illinois State	W	8-7 (11)
3/31/19	Illinois State	W	7-3

*MVC Regular Season
^ - MVC Tournament

Indiana State (74-50)			
5/17/92	* Indiana State	L	7-8 (10)
5/13/92	^ vs. Indiana State	L	3-4
5/14/92	^ vs. Indiana State	W	6-2
4/9/93	* at Indiana State	L	3-4
4/10/93	* at Indiana State	L	1-6
4/11/93	* at Indiana State	W	7-4
5/20/93	^ vs. Indiana State	W	10-9
5/21/93	^ vs. Indiana State	L	4-7
3/12/94	# vs. Indiana State	W	7-1
4/30/94	* Indiana State	W	15-3
5/1/94	* Indiana State	W	7-5
5/1/94	* Indiana State	W	7-4
3/17/95	* at Indiana State	L	7-9
3/18/95	* at Indiana State	W	6-1
3/18/95	* at Indiana State	W	8-6
3/19/95	* at Indiana State	W	9-6
5/17/95	^ vs. Indiana State	W	7-6
4/12/96	* Indiana State	W	7-6
4/13/96	* Indiana State	L	2-5
4/13/96	* Indiana State	W	6-5
3/29/97	* at Indiana State	W	7-1
3/29/97	* at Indiana State	W	9-4
3/30/97	* at Indiana State	W	7-6 (8)
3/30/97	* at Indiana State	W	2-1
5/1/98	* Indiana State	W	8-2
5/2/98	* Indiana State	L	8-10
5/3/98	* Indiana State	L	3-6
5/3/98	* Indiana State	W	15-3
3/26/99	* at Indiana State	W	9-3
3/27/99	* at Indiana State	L	4-5 (8)
3/27/99	* at Indiana State	W	9-8
3/28/99	* at Indiana State	W	11-9
4/8/00	* Indiana State	W	10-9
4/8/00	* Indiana State	L	1-8
4/9/00	* Indiana State	W	10-3
4/9/00	* Indiana State	W	8-6
5/17/00	^ vs. Indiana State	L	4-15
4/20/01	* at Indiana State	L	5-6 (11)
4/21/01	* at Indiana State	L	4-9
4/21/01	* at Indiana State	W	15-12
4/22/01	* at Indiana State	L	3-16
5/3/02	* Indiana State	W	12-10
5/4/02	* Indiana State	L	2-4 (7)

Series Results

Iona (2-0)			
3/25/90	\$ vs. Iona	W	6-3
3/30/90	\$ vs. Iona	W	11-7

Iowa (9-13)			
1969	Iowa	L	0-5
1969	Iowa	L	1-5
4/25/72	Iowa	W	5-4
4/25/72	Iowa	W	9-6
1981	Iowa	L	2-7
1981	Iowa	L	1-5
1981	Iowa	L	3-4
1981	Iowa	L	3-6
4/23/83	Iowa	L	3-7
4/23/83	Iowa	W	5-1
4/24/83	Iowa	L	1-2
4/24/83	Iowa	W	6-1
4/19/97	at Iowa	W	12-4
4/19/97	at Iowa	L	4-5
4/20/97	at Iowa	L	6-9
4/20/97	at Iowa	L	8-9
4/1/98	Iowa	W	14-6
4/16/08	! Iowa	L	3-8
4/29/09	at Iowa	W	12-3
4/28/10	! Iowa	W	15-10
5/17/11	at Iowa	W	5-3
5/15/12	Iowa	L	4-5

! - Played in Rosenblatt Stadium

Iowa State (22-33-1)			
5/13/72	Iowa State	L	1-9
5/13/72	Iowa State	W	4-3
1973	Iowa State	L	1-2
1973	Iowa State	W	9-3
5/11/74	Iowa State	W	3-2
5/11/74	Iowa State	L	4-9
4/22/75	at Iowa State	L	3-5
4/22/75	at Iowa State	W	6-1
1978	Iowa State	W	6-5
1978	Iowa State	W	4-3
1978	Iowa State	L	3-4 (10)
1978	Iowa State	L	7-8
1979	Iowa State	L	4-12
1979	Iowa State	L	0-2
1979	Iowa State	L	1-2
1979	Iowa State	L	4-8
5/10/80	Iowa State	L	6-7
5/10/80	Iowa State	L	1-8
5/11/80	at Iowa State	L	1-2
5/11/80	at Iowa State	L	3-9
4/22/83	Iowa State	W	4-0
4/22/83	Iowa State	L	2-6
5/2/84	at Iowa State	W	3-2
5/2/84	at Iowa State	W	11-2
4/2/86	at Iowa State	L	1-2
4/2/86	at Iowa State	T	3-3
4/9/86	Iowa State	W	9-2
4/9/86	Iowa State	L	4-6
4/8/87	Iowa State	W	13-5
4/8/87	Iowa State	W	9-6
4/22/87	at Iowa State	L	0-7
4/13/88	at Iowa State	L	2-7
4/20/88	Iowa State	L	4-6
4/20/88	Iowa State	W	8-1
3/29/89	Iowa State	L	1-10
3/29/89	Iowa State	L	4-8
4/12/89	at Iowa State	L	0-4
4/11/90	Iowa State	L	1-8
4/11/90	Iowa State	L	3-9
4/18/90	at Iowa State	W	6-2
4/18/90	at Iowa State	W	5-1
3/15/91	& vs. Iowa State	W	9-6
3/20/91	Iowa State	L	5-8
4/10/91	at Iowa State	L	8-9
5/9/91	Iowa State	W	10-2
5/10/91	vs. Iowa State	W	9-3
5/11/91	at Iowa State	L	7-14
4/29/92	Iowa State	L	6-12
4/14/93	Iowa State	W	13-6
4/14/93	Iowa State	W	9-1
4/21/94	at Iowa State	W	10-5
3/22/95	Iowa State	W	16-3
3/27/96	Iowa State	L	9-10
2/16/97	vs. Iowa State	W	14-12
3/19/97	Iowa State	L	9-14
2/15/98	Iowa State	L	2-10

& - Best of the West Classic at Fresno State

IPFW (1-0)			
3/8/09	@ vs. IPFW	W	7-2

@ - Caravelle Tournament in Conway, S.C.

Jacksonville State (2-1)			
4/1/16	Jacksonville State	L	3-4 (10)
4/2/16	Jacksonville State	W	4-0
4/3/16	Jacksonville State	W	2-1

John Brown (2-1)			
1969	John Brown	L	7-9
1969	John Brown	W	10-2
1969	John Brown	W	5-0

John F. Kennedy (14-0)			
1966	* John F. Kennedy	W	7-1
1967	* John F. Kennedy	W	7-1
1968	John F. Kennedy	W	4-3
1968	John F. Kennedy	W	3-2
1970	John F. Kennedy	W	6-3
1970	John F. Kennedy	W	4-3
1971	John F. Kennedy	W	6-5
1971	John F. Kennedy	W	4-3
1973	John F. Kennedy	W	6-1
1973	John F. Kennedy	W	2-1
3/29/74	John F. Kennedy	W	7-1
3/29/74	John F. Kennedy	W	7-6
4/14/75	John F. Kennedy	W	7-1
4/14/75	John F. Kennedy	W	3-0

* - "W" Club Invitational (at Nebraska Wesleyan)

Kansas (26-17)			
4/22/80	at Kansas	W	6-3
4/22/80	at Kansas	W	4-2
3/27/88	Kansas	W	14-8
4/28/88	at Kansas	L	7-10
3/22/89	at Kansas	W	7-5 (16)
3/22/89	at Kansas	W	4-3
3/28/89	Kansas	W	5-3
4/18/89	Kansas	W	8-3
3/20/90	Kansas	W	5-0
3/5/91	at Kansas	L	11-13 (10)
4/17/91	Kansas	W	12-3
3/25/92	Kansas	W	5-0
4/22/92	at Kansas	W	7-2
3/17/94	Kansas	L	7-9
4/18/94	at Kansas	L	9-10
5/10/96	at Kansas	L	6-28
5/11/96	at Kansas	W	10-9
3/26/97	Kansas	W	15-10
3/3/98	at Kansas	W	7-4
2/25/00	at Kansas	W	10-9 (11)
2/26/00	at Kansas	W	8-6
2/27/00	at Kansas	W	5-3
2/22/04	at Kansas	L	1-5
4/26/06	@ vs. #30 Kansas	L	1-9
4/14/09	% Kansas	L	6-7 (10)
3/23/10	at Kansas	L	4-5
4/7/10	% Kansas	L	4-5
2/22/11	at Kansas	W	4-3
4/26/11	Kansas	W	5-3
4/3/12	Kansas	W	7-3
4/2/13	at Kansas	W	6-4
4/16/13	Kansas	W	12-4
3/26/14	Kansas	L	0-11
3/22/17	at Kansas	W	7-3
4/11/18	Kansas	W	14-11
4/24/19	at Kansas	W	6-5
3/4/20	at Kansas	L	2-3
3/19/21	at Kansas	L	6-7 (14)
3/20/21	at Kansas	L	3-11
3/21/21	at Kansas	L	3-11
3/22/21	at Kansas	L	4-7
3/29/23	at Kansas	L	1-3
5/30/25	\$ vs. #25 Kansas	W	11-4
@ - Best of the Midwest Tournament, Kansas City, Mo.			
% - Played in Rosenblatt Stadium			
\$ - NCAA Regional played in Fayetteville, Ark.			

Kansas State (44-57-1)			
1969	Kansas State	L	1-12
1969	Kansas State	L	2-7
3/25/72	Kansas State	L	3-6
3/25/72	Kansas State	L	1-3
1973	Kansas State	L	0-1
1973	Kansas State	W	2-0
1973	Kansas State	W	3-1
1973	Kansas State	L	1-2
1973	Kansas State	W	10-4
3/22/74	at Kansas State	L	3-9
3/22/74	at Kansas State	L	2-3
4/1/74	Kansas State	W	4-3
4/1/74	Kansas State	W	5-1
3/21/75	at Kansas State	L	2-4
3/21/75	at Kansas State	W	3-1
3/22/75	at Kansas State	W	7-5
3/22/75	at Kansas State	L	1-2
3/23/75	at Kansas State	W	9-5

Kansas State			
4/15/75	Kansas State	L	4-5
4/15/75	Kansas State	W	10-4
1977	Kansas State	W	9-7
1977	Kansas State	W	5-1
1977	Kansas State	L	2-3
1979	Kansas State	L	4-10
1979	Kansas State	T(5)	3-3
3/21/80	at Kansas State	L	4-8
3/21/80	at Kansas State	W	8-0
3/22/80	at Kansas State	W	14-12
1981	Kansas State	W	10-7
1981	Kansas State	W	3-2
1981	Kansas State	L	6-9
1981	Kansas State	W	8-1
1981	at Kansas State	L	9-13
1981	at Kansas State	W	12-2 (5)
1981	at Kansas State	L	10-13
1981	at Kansas State	W	10-3
3/12/83	Kansas State	W	3-2
3/23/86	at Kansas State	L	5-6 (15)
5/11/86	Kansas State	L	5-7
4/21/87	at Kansas State	L	6-8
3/29/88	Kansas State	W	11-3
4/18/88	at Kansas State	L	11-13
3/25/89	Kansas State	L	4-10
5/11/89	at Kansas State	W	16-7
4/24/90	at Kansas State	L	14-18
4/23/91	Kansas State	W	7-4
4/24/91	at Kansas State	L	2-6
4/8/92	Kansas State	W	5-2
3/24/93	at Kansas State	L	1-4
4/22/93	Kansas State	W	6-3
2/25/95	\$ vs. Kansas State	W	8-6
3/15/95	Kansas State	L	5-13
3/28/95	at Kansas State	L	4-5
2/10/96	at Kansas State	L	2-14
4/1/97	at Kansas State	L	5-9
2/25/98	at Kansas State	L	8-9
2/23/00	at Kansas State	W	7-1
4/26/00	Kansas State	W	12-3
3/14/01	at Kansas State	W	7-6
3/28/01	Kansas State	L	1-9
2/19/02	at Kansas State	L	9-10
4/24/02	Kansas State	L	9-24 (8)
2/18/03	at Kansas State	L	2-15
3/25/03	Kansas State	W	11-6
4/7/04	at Kansas State	L	0-7
4/27/04	! Kansas State	W	4-1
3/1/05	at Kansas State	W	8-3
4/11/06	Kansas State	L	4-5
4/11/07	at Kansas State	W	3-1
3/26/08	at Kansas State	L	1-11
4/15/08	! Kansas State	W	6-5 (11)
3/3/09	at Kansas State	L	1-12
4/1/09	! Kansas State	W	5-1
3/16/10	at #25 Kansas State	W	7-4
4/12/11	Kansas State	W	7-6
4/30/13	Kansas State	L	3-6
3/28/14	Kansas State	W	4-3
3/29/14	Kansas State	L	5-8
3/30/14	Kansas State	L	2-8
3/10/15	at Kansas State	L	5-10
3/11/15	at Kansas State	W	6-3
3/9/16	at Kansas State	L	2-8
3/22/16	Kansas State	W	5-4
3/13/18	at Kansas State	W	13-3
4/4/18	Kansas State	W	8-3
4/5/19	Kansas State	W	4-0
4/6/19	Kansas State	L	2-9
4/7/19	Kansas State	W	11-1
4/5/22	at Kansas State	L	5-7
3/15/23	Kansas State	L	0-3
4/10/23	% Kansas State	L	0-10 (7)
3/11/25	Kansas State	W	9-8

\$ - Lake Area Classic, Lake Charles, La.

! - Played in Rosenblatt Stadium

- Played in Beaumont, Texas

! - Played in Miami, Fla.

\$ - Played in Fayetteville, Ark.

% - Played in Rosenblatt Stadium

! - Played in Rosenblatt Stadium

! - Played in Rosenblatt Stadium

! - Played in Rosenblatt Stadium

! - Played in Rosenblatt Stadium

! - Played in Rosenblatt Stadium

! - Played in Rosenblatt Stadium

! - Played in Rosenblatt Stadium

! - Played in Rosenblatt Stadium

! - Played in Rosenblatt Stadium

! - Played in Rosenblatt Stadium

! - Played in Rosenblatt Stadium

! - Played in Rosenblatt Stadium

! - Played in Rosenblatt Stadium

! - Played in Rosenblatt Stadium

! - Played in Rosenblatt Stadium

! - Played in Rosenblatt Stadium

! - Played in Rosenblatt Stadium

! - Played in Rosenblatt Stadium

! - Played in Rosenblatt Stadium

! - Played in Rosenblatt Stadium

! - Played in Rosenblatt Stadium

! - Played in Rosenblatt Stadium

! - Played in Rosenblatt Stadium

! - Played in Rosenblatt Stadium

! - Played in Rosenblatt Stadium

! - Played in Rosenblatt Stadium

! - Played in Rosenblatt Stadium

! - Played in Rosenblatt Stadium

! - Played in Rosenblatt Stadium

! - Played in Rosenblatt Stadium

! - Played in Rosenblatt Stadium

! - Played in Rosenblatt Stadium

! - Played in Rosenblatt Stadium

! - Played in Rosenblatt Stadium

! - Played in Rosenblatt Stadium

! - Played in Rosenblatt Stadium

! - Played in Rosenblatt Stadium

! - Played in Rosenblatt Stadium

! - Played in Rosenblatt Stadium

! - Played in Rosenblatt Stadium

! - Played in Rosenblatt Stadium

! - Played in Rosenblatt Stadium

! - Played in Rosenblatt Stadium

! - Played in Rosenblatt Stadium

! - Played in Rosenblatt Stadium

! - Played in Rosenblatt Stadium

! - Played in Rosenblatt Stadium

! - Played in Rosenblatt Stadium

Series Results

Michigan (1-4)			3/11/20	at Minnesota	L	4-5	3/23/08	* at Missouri State	W	8-4	4/27/83	Nebraska	L	9-11	
5/29/99	% vs. Michigan	L	5-13	3/18/22	Minnesota	W	5-4	5/22/08	^ vs. Missouri State	L	5-9	4/27/83	Nebraska	W	6-5
2/25/17	\$ vs. Michigan	L	67 (10)	3/19/22	Minnesota	W	14-7	* Missouri State	L	5-6	4/4/84	at Nebraska	L	1-14	
5/31/19	& vs. Michigan	L	0-6	3/20/22	Minnesota	W	4-2	! * Missouri State	L	7-10	4/4/84	at Nebraska	W	4-2	
6/2/19	& vs. Michigan	W	11-7	3/24/23	Minnesota	W	5-2	* Missouri State	L	3-8	4/25/84	Nebraska	L	0-11	
6/3/19	& vs. Michigan	L	6-17	3/25/23	Minnesota	L	0-3	5/22/09	^ vs. Missouri State	W	7-6 (10)	4/25/84	Nebraska	W	4-2
% - NCAA Regional (South Bend, Ind.)				% - NCAA West I Regional at USC				4/23/10	* at Missouri State	W	8-2	4/23/86	at Nebraska	L	4-5
\$ - Santa Clara Tournament				& - Metrodome Tournament (Minneapolis, Minn.)				4/25/10	* at Missouri State	L	4-5	4/24/86	at Nebraska	W	6-5
& - NCAA Tournament (Corvallis, Ore.)				^ - Played in Fort Myers, Fla.				4/25/10	* at Missouri State	L	5-6	4/30/86	Nebraska	L	0-5
Michigan State (2-1)				Minnesota State (Mankato) (0-2)				5/19/11	* Missouri State	W	3-2	4/30/86	Nebraska	W	4-2
3/18/86	\$ vs. Michigan State	L	1-3 (14)	3/24/83	Minnesota-Mankato	L	6-7	5/20/11	* Missouri State	W	3-1	4/29/87	Nebraska	L	3-5
2/24/02	@ vs. Michigan State	W	22-15	3/24/83	Minnesota-Mankato	L	3-11	5/21/11	* Missouri State	W	3-1	4/3/87	at Nebraska	W	10-5
3/8/08	% vs. Michigan State	W	15-1	Missouri (3-7)				5/25/11	^ Missouri State	L	3-10	5/11/88	Nebraska	L	2-14
\$ - Played in Miami, Fla.				5/15/88	at Missouri	W	8-4	5/26/11	^ Missouri State	W	6-5	5/12/88	at Nebraska	W	6-5
@ - Played in Las Vegas, Nev.				5/12/93	at Missouri	L	1-8	5/27/11	^ Missouri State	W	4-3 (12)	4/5/89	at Nebraska	W	4-2
% - Played in Houston, Texas				4/26/94	Missouri	L	11-14	3/23/12	* at Missouri State	L	0-3	4/5/89	at Nebraska	W	9-4
Midland College (4-0)				5/11/94	at Missouri	L	13-17	3/24/12	* at Missouri State	L	0-7	4/26/89	Nebraska	W	4-2
5/5/74	Midland	W	7-6	4/18/01	at Missouri	L	7-11	3/25/12	* at Missouri State	L	3-5	4/26/89	Nebraska	L	4-7
5/5/74	Midland	W	9-4	3/7/03	at Missouri	L	0-9	5/16/13	* Missouri State	W	4-3	4/4/90	Nebraska	W	6-0
4/30/75	Midland	W	8-0	3/8/03	at Missouri	W	6-4	5/17/13	* Missouri State	L	2-3	4/25/90	Nebraska	W	6-5
4/30/75	Midland	W	3-2	3/8/03	at Missouri	L	1-6	5/18/13	* Missouri State	W	6-3	4/1/90	at Nebraska	W	16-12
Midwestern (1-3)				3/27/07	#25 Missouri	W	4-3	* - MVC Regular Season			4/2/90	at Nebraska	L	0-12	
1969	Midwestern	L	2-4	5/6/08	at #14 Missouri	L	4-5	^ - MVC Tournament			4/3/91	at Nebraska	L	7-8 (10)	
1969	Midwestern	L	7-8	Missouri Southern (1-0)				! - Played in Rosenblatt Stadium			4/3/91	at Nebraska	W	6-5 (11)	
3/6/83	Midwestern	L	5-7	1981	^ vs. Missouri Southern	W	9-2 (5)	Missouri Western (6-5)			5/1/91	Nebraska	L	3-5	
3/7/83	Midwestern	W	4-0	^ - Missouri Southern Tournament				1971	Missouri Western	W	2-1	5/1/91	Nebraska	W	14-3
Milwaukee (14-1)				Missouri State (42-42)				1971	Missouri Western	L	5-6	4/1/92	at Nebraska	W	19-1
3/2/97	Milwaukee	W	18-11	4/20/91	* Missouri State	W	7-1	1971	Missouri Western	L	5-6	4/15/92	Nebraska	W	8-6
3/2/97	Milwaukee	W	4-3 (8)	4/20/91	* Missouri State	W	5-3	1973	Missouri Western	W	6-3	3/26/93	at Nebraska	W	10-4
3/3/97	Milwaukee	W	8-6	4/21/91	* Missouri State	W	4-3	1977	Missouri Western	W	3-2	3/27/93	Nebraska	W	10-2
3/5/99	Milwaukee	W	9-8 (8)	4/21/91	* Missouri State	W	8-3	1977	Missouri Western	L	4-14	3/27/93	Nebraska	W	9-4
3/5/99	Milwaukee	W	7-4	4/21/91	* Missouri State	W	8-3	1977	Missouri Western	W	2-1	3/28/93	at Nebraska	L	2-3
3/3/00	Milwaukee	W	5-1	5/8/92	* at Missouri State	W	11-3	1977	Missouri Western	W	12-10	3/22/94	at Nebraska	L	6-7
3/4/00	Milwaukee	W	7-4	5/9/92	* at Missouri State	W	6-5	1978	Missouri Western	L	1-7	4/13/95	Nebraska	L	4-19
3/4/00	Milwaukee	W	18-3	5/10/92	* at Missouri State	L	5-10	1978	Missouri Western	L	0-6	4/13/95	at Nebraska	L	6-12
4/13/01	Milwaukee	W	4-3	4/17/93	* Missouri State	L	1-9	1979	Missouri Western	L	2-3	3/15/96	\$ vs. Nebraska	T	6-6
4/14/01	Milwaukee	L	0-4	4/17/93	* Missouri State	L	6-8	1979	Missouri Western	W	10-0 (6)	2/21/97	@ vs. Nebraska	L	0-3
4/14/01	Milwaukee	W	5-3	4/18/93	* Missouri State	W	4-2	Morningside (5-1)			2/23/97	@ vs. Nebraska	W	6-3	
4/14/04	Milwaukee	W	8-4	5/19/93	^ vs. Missouri State	W	8-3	4/18/72	Morningside	L	4-7	3/18/97	at Nebraska	L	3-13
4/20/05	Milwaukee	W	3-2 (7)	5/13/94	* at Missouri State	L	5-8	4/18/72	Morningside	W	8-6	4/29/97	Nebraska	L	1-4
4/20/05	Milwaukee	W	9-1 (7)	5/14/94	* at Missouri State	L	6-7	4/17/99	* Missouri State	W	8-6	4/27/99	at Nebraska	W	14-12
3/10/13	# vs. Milwaukee	W	14-6	5/14/94	* at Missouri State	W	10-7	3/28/86	Morningside	W	13-3	5/12/99	Nebraska	L	9-10
# - Played at Austin Peay				5/6/95	* Missouri State	W	11-4	3/28/86	Morningside	W	23-4	3/21/00	Nebraska	L	5-9
Minnesota (26-25)				5/6/95	* Missouri State	L	2-5	3/30/88	Morningside	W	15-5	4/11/00	at Nebraska	L	3-6
1970	Minnesota	L	4-7	5/7/95	* Missouri State	W	4-0	Mount Marty (7-0)			5/10/00	Nebraska	L	2-10	
1970	Minnesota	L	0-13	5/19/95	^ at Missouri State	L	5-7	3/3/87	Mount Marty	W	22-5	4/4/01	at #5 Nebraska	L	9-14
1970	Minnesota	L	0-5	5/21/95	^ at Missouri State	L	2-3	2/28/88	Mount Marty	W	8-7	4/24/01	at #1 Nebraska	W	11-8 (10)
1971	Minnesota	L	1-2	3/23/96	* at Missouri State	L	10-11	2/28/88	Mount Marty	W	16-3	4/9/02	#1 Nebraska	L	4-8
1971	Minnesota	L	4-5	3/23/96	* at Missouri State	L	9-14	3/26/89	Mount Marty	W	19-4	4/16/02	at #20 Nebraska	L	5-6
1971	Minnesota	L	4-5	3/24/96	* at Missouri State	L	4-5	3/5/90	Mount Marty	W	11-0	4/15/02	#13 Nebraska	L	1-9
1971	Minnesota	L	3-6	4/17/98	* at Missouri State	L	0-1	2/16/91	Mount Marty	W	18-1	4/22/03	at #6 Nebraska	L	7-8
1971	Minnesota	L	4-6	4/18/98	* at Missouri State	L	1-3	2/23/92	Mount Marty	W	8-4	4/29/03	at #4 Nebraska	L	0-8
1979	Minnesota	L	6-11	4/18/98	* at Missouri State	W	6-3	Murray State (3-0)			5/13/03	! #8 Nebraska	L	5-9	
1979	Minnesota	W	3-2	4/19/98	* at Missouri State	W	8-6	3/4/16	at Murray State	W	7-2	3/23/04	#18 Nebraska	L	3-7
1979	Minnesota	L	4-10	4/17/99	* Missouri State	W	11-4	3/5/16	at Murray State	W	9-4	4/20/04	at #20 Nebraska	W	6-4
1979	Minnesota	L	14-0 (5)	4/17/99	* Missouri State	W	5-4	3/6/16	at Murray State	W	10-5	5/18/04	! Nebraska	L	1-12
1979	Minnesota	L	2-9	4/18/99	* Missouri State	L	1-8	Navy (6-0)			3/29/05	at #7 Nebraska	W	4-10	
4/16/83	Minnesota	W	11-10	4/18/99	* Missouri State	W	4-1	3/7/86	\$ vs. Navy	W	8-4	4/5/05	! #4 Nebraska	W	2-3
4/16/83	Minnesota	W	10-0	5/21/99	^ vs. Missouri State	W	11-2	3/7/86	\$ vs. Navy	W	9-6	5/10/05	! #3 Nebraska	W	5-3
4/17/83	Minnesota	W	12-2	4/21/00	* at Missouri State	W	8-4	3/7/86	\$ vs. Navy	W	14-3	6/4/05	% at #3 Nebraska	L	8-10
4/17/83	Minnesota	W	10-8	4/22/00	* at Missouri State	L	3-12 (7)	3/8/87	\$ vs. Navy	W	4-1	4/4/06	! #6 Nebraska	L	4-6
3/31/84	at Minnesota	L	2-5	4/23/00	* at Missouri State	W	12-0 (7)	3/8/87	\$ vs. Navy	W	4-1	4/18/06	at #4 Nebraska	L	2-4
3/31/84	at Minnesota	L	1-4	5/5/01	* Missouri State	L	4-8	3/7/88	\$ vs. Navy	W	8-4	5/16/06	! #10 Nebraska	L	1-4
4/1/84	at Minnesota	W	7-3	5/5/01	* Missouri State	L	0-12	3/14/03	% vs. Navy	W	7-2	4/3/07	! Nebraska	L	10-12
4/1/84	at Minnesota	L	1-5	5/6/01	* Missouri State	L	3-7	% - Played in Miami, Fla.			4/17/07	at Nebraska	W	2-1	
4/15/86	at Minnesota	L	3-5	5/6/01	* Missouri State	L	4-10	% - Kennel Club Classic, Jacksonville, Fla.			5/15/07	! Nebraska	W	9-2	
4/16/86	at Minnesota	L	14-15	4/26/02	* at Missouri State	W	5-3	Nebraska (57-94-2)			4/22/08	at #10 Nebraska	L	3-4	
5/4/88	Minnesota	W	6-2	4/27/02	* at Missouri State	L	0-2 (7)	1973	Nebraska	L	1-6	4/23/08	! #10 Nebraska	L	7-16
5/4/88	Minnesota	W	6-1	4/27/02	* at Missouri State	W	7-6	1973	Nebraska	W	7-1	5/13/08	! #6 Nebraska	L	1-8
5/25/91	% vs. Minnesota	W	8-3	4/28/02	* at Missouri State	L	10-12	4/16/74	at Nebraska	L	5-7	4/7/09	at Nebraska	W	15-0
3/31/93	at Minnesota	L	2-4	3/29/03	* Missouri State	W	3-2	4/16/74	at Nebraska	L	5-6	4/21/09	! Nebraska	L	3-4 (12)
3/30/94	at Minnesota	L	1-9	3/29/03	* Missouri State	W	4-3 (11)	1977	Nebraska	L	1-9	4/6/10	at Nebraska	W	13-5
4/19/95	Minnesota	W	7-2	3/30/03	* Missouri State	L	1-11	1977	Nebraska	L	1-9	4/20/10	! Nebraska	W	8-5
4/9/96	at Minnesota	W	5-4	3/30/03	* Missouri State	L	2-4	1977	Nebraska	L	4-6	5/18/10	! Nebraska	L	5-21

Series Results

5/10/17	Nebraska	L	0-4
3/27/18	Nebraska	W	3-1
4/24/18	at Nebraska	W	12-9
5/8/18	Nebraska	W	5-4
3/26/19	Nebraska	L	3-6
4/9/19	at Nebraska	W	10-2
4/23/19	Nebraska	W	2-1
3/29/22	Nebraska	W	3-2
3/21/23	Nebraska	W	6-5
4/18/23	at Nebraska	W	6-5
5/9/23	Nebraska	L	4-7
4/2/24	#24 Nebraska	W	5-3
4/16/24	at Nebraska	W	6-4
4/30/24	Nebraska	W	9-5
4/11/25	at Nebraska	W	9-5
4/15/25	Nebraska	L	3-6
5/6/25	at Nebraska	W	8-7

\$ - Pepsi/Johnny Quik Classic at Fresno State
 @ - Phoenix-Oakland A's Tournament
 % - NCAA Regional (Lincoln, Neb.)
 ! - Played in Rosenblatt Stadium

Nebraska Wesleyan (19-1)

1966	Nebraska Wesleyan	W	18-2
1970	Nebraska Wesleyan	W	4-3
1970	Nebraska Wesleyan	W	6-3
1971	Nebraska Wesleyan	W	15-0
1971	Nebraska Wesleyan	W	5-4
4/11/72	Nebraska Wesleyan	L	2-3
4/11/72	Nebraska Wesleyan	W	11-0
1973	Nebraska Wesleyan	W	3-2
1973	Nebraska Wesleyan	W	9-1
4/25/74	Nebraska Wesleyan	W	15-1
4/25/74	Nebraska Wesleyan	W	11-2
1977	Nebraska Wesleyan	W	11-7
1978	Nebraska Wesleyan	W	12-0
4/25/80	Nebraska Wesleyan	W	6-0
4/25/80	Nebraska Wesleyan	W	6-1
1981	Nebraska Wesleyan	W	10-2
1981	Nebraska Wesleyan	W	11-8
4/8/86	Nebraska Wesleyan	W	10-0
4/8/86	Nebraska Wesleyan	W	13-7
4/7/87	Nebraska Wesleyan	W	19-4

Nebraska-Kearney (27-10)

1966	Nebraska-Kearney	L	1-5
1966	Nebraska-Kearney	L	2-5
1967	Nebraska-Kearney	W	8-7
1967	Nebraska-Kearney	L	12-15
1968	Nebraska-Kearney	L	4-5
1968	Nebraska-Kearney	L	8-10
1970	Nebraska-Kearney	W	10-2
1970	Nebraska-Kearney	W	11-1
1973	Nebraska-Kearney	W	5-2
1973	Nebraska-Kearney	W	4-2
1978	Nebraska-Kearney	W	12-6
1978	Nebraska-Kearney	W	8-3
1979	Nebraska-Kearney	W	4-2
1979	Nebraska-Kearney	W	14-4
1979	Nebraska-Kearney	L	2-13
1979	Nebraska-Kearney	L	7-8
1979	Nebraska-Kearney	W	19-6
1979	Nebraska-Kearney	L	5-6
1979	Nebraska-Kearney	W	10-3
4/18/80	at Nebraska-Kearney	W	5-3
4/18/80	at Nebraska-Kearney	W	13-3 (5)
4/29/80	Nebraska-Kearney	W	3-0
4/29/80	Nebraska-Kearney	W	19-1 (5)
1981	Nebraska-Kearney	W	10-6
1981	Nebraska-Kearney	W	11-8
3/23/83	Nebraska-Kearney	W	8-2
3/23/83	Nebraska-Kearney	W	6-5
4/20/83	Nebraska-Kearney	W	9-4
4/20/83	Nebraska-Kearney	W	9-1
4/18/84	Nebraska-Kearney	W	1-0 (8)
4/18/84	Nebraska-Kearney	W	6-5 (8)
3/31/86	Nebraska-Kearney	W	14-4
3/31/86	Nebraska-Kearney	L	6-13
3/24/89	Nebraska-Kearney	W	13-1
3/24/89	Nebraska-Kearney	L	2-3
4/12/90	Nebraska-Kearney	W	14-4
3/27/92	Nebraska-Kearney	W	6-3

Nevada (0-2-1)

3/17/92	& vs. Nevada	T	7-7
5/8/15	Nevada	L	4-5
5/9/15	Nevada	L	0-4

& - Best of the West Classic at Fresno State

New Mexico (8-10)			
1971	New Mexico	L	5-17
1971	New Mexico	W	5-3
1971	New Mexico	L	5-27
1971	New Mexico	L	0-2
1971	New Mexico	L	2-3
1981	at New Mexico	L	5-6 (9)
1981	at New Mexico	W	5-4
1981	at New Mexico	L	3-9
1981	at New Mexico	L	5-10
1981	at New Mexico	L	5-11
3/21/92	& vs. New Mexico	L	0-4
3/11/96	\$ vs. New Mexico	L	0-5
3/16/96	\$ vs. New Mexico	W	3-2
2/25/11	at New Mexico	W	4-3
2/26/11	at New Mexico	W	10-6
2/26/11	at New Mexico	W	4-3
2/27/11	at New Mexico	W (11)	8-7
6/3/12	% vs. New Mexico	W	7-2

New Mexico State (13-7)			
1978	\$ New Mexico State	W	6-4
3/11/80	at New Mexico State	L	1-10
3/12/80	at New Mexico State	W	10-7 (11)
3/14/80	at New Mexico State	W	11-7
3/14/80	at New Mexico State	L	1-3
1981	*at New Mexico State	L	1-2
1981	*at New Mexico State	W	23-3
1981	*at New Mexico State	W	3-0
1981	*at New Mexico State	L	6-10
1981	* New Mexico State	L	2-6
1981	* New Mexico State	W	9-4
1981	* New Mexico State	W	20-17
1981	* New Mexico State	W	12-4
4/2/83	* New Mexico State	W	4-3
4/2/83	* New Mexico State	W	8-0
4/3/83	* New Mexico State	W	15-7
4/3/83	* New Mexico State	W	10-2
2/27/98	at New Mexico State	W	18-9
2/28/98	at New Mexico State	L	8-21
2/28/98	at New Mexico State	L	12-18

New Orleans (2-1)			
5/21/10	New Orleans	W	10-1
5/21/10	New Orleans	W	14-8
5/22/10	! New Orleans	L	5-11

North Carolina (1-0)			
3/11/91	& vs. North Carolina	W	12-2

North Carolina State (2-0)			
6/3/05	% vs. #17 NC State	W	8-3
6/5/05	% vs. #17 NC State	W	11-9

North Dakota (12-2)			
4/20/80	North Dakota	W	4-3
4/20/80	North Dakota	W	10-3
3/24/09	North Dakota	W	13-6
3/25/09	North Dakota	L	6-7
3/16/12	! North Dakota	L	1-4
3/17/12	! North Dakota	W	12-3
3/17/12	! North Dakota	W	16-3
3/14/13	! North Dakota	W	4-1
4/5/14	North Dakota	W	6-2
4/5/14	North Dakota	W	4-3
4/6/14	North Dakota	W	8-6
3/18/16	North Dakota	W	7-1
3/20/16	North Dakota	W	5-0 (7)
3/20/16	North Dakota	W	7-1

! - Game played at CU Sports Complex

North Dakota State (23-3)			
1968	North Dakota State	W	7-6 (8)
1968	North Dakota State	L	8-12
1981	North Dakota State	L	1-3
1981	North Dakota State	W	7-3
3/19/04	North Dakota State	W	14-2
3/23/05	North Dakota State	W	5-3 (7)
3/23/05	North Dakota State	W	12-3 (7)
5/18/05	at North Dakota State	W	7-4 (7)
5/19/05	at North Dakota State	W	16-1 (7)
3/14/06	North Dakota State	W	13-4
3/15/06	North Dakota State	W	12-6
5/9/06	at North Dakota State	W	3-2 (7)
5/9/06	at North Dakota State	W	3-0 (7)
3/16/07	North Dakota State	W	7-4
3/17/07	North Dakota State	W	5-3
3/18/07	North Dakota State	W	10-6
3/18/07	North Dakota State	W	9-8
5/9/07	at North Dakota State	W	12-2 (7)
5/9/07	at North Dakota State	W	13-5 (7)
4/9/08	North Dakota State	W	2-0 (7)
4/9/08	North Dakota State	W	1-0 (7)
3/28/11	North Dakota State	W	3-2
4/3/24	North Dakota State	W	8-7
4/8/25	North Dakota State	L	2-3
4/22/25	North Dakota State	W	5-2
6/1/25	\$ North Dakota State	W	11-10

\$ - NCAA Regional - played in Fayetteville, Ark.

North Florida (1-0)			
3/10/98	\$ at North Florida	W	6-4

Northeastern (1-2)			
2/16/18	% vs. Northeastern	W	15-7
2/17/18	% vs. Northeastern	L	7-12
2/18/18	% vs. Northeastern	L	3-8

Northeastern Illinois (1-0)			
3/12/97	# vs. Northeast Illinois	W	4-1

Northern Colorado (16-3)			
3/12/90	at Northern Colorado	W	5-3
4/9/04	Northern Colorado	L	4-5
4/10/04	Northern Colorado	W	7-4
4/11/04	Northern Colorado	L	3-11
2/18/05	at Northern Colorado	W	9-5
2/19/05	at Northern Colorado	W	9-4
2/20/05	at Northern Colorado	W	15-9
3/18/05	Northern Colorado	W	14-8
3/19/05	Northern Colorado	W	4-0
3/20/05	Northern Colorado	W	13-3
3/17/06	Northern Colorado	W	2-0
3/18/06	Northern Colorado	W	6-1
4/27/07	Northern Colorado	W	8-4
4/28/07	Northern Colorado	W	9-4
4/29/07	Northern Colorado	W	17-6
3/18/08	Northern Colorado	W	5-4
3/19/08	Northern Colorado	W	8-5
3/5/10	% vs. Northern Colorado	W	15-8
3/6/10	% vs. Northern Colorado	L	3-10

Northern Illinois (2-1)			
1969	Northern Illinois	L	7-8
3/20/99	Northern Illinois	W	15-0
3/20/99	Northern Illinois	W	20-19

Northern Iowa (47-29)			
4/8/83	Northern Iowa	W	11-1
3/28/87	at Northern Iowa	L	2-3
3/28/87	at Northern Iowa	L	5-6
5/5/88	Northern Iowa	W	15-5
3/30/89	at Northern Iowa	W	11-4
5/4/89	Northern Iowa	W	14-4
3/3/90	Northern Iowa	W	3-0
3/3/90	Northern Iowa	W	6-1
3/4/90	Northern Iowa	W	6-3
3/4/90	Northern Iowa	W	5-4
5/2/91	at Northern Iowa	W	9-1
4/25/92	* at Northern Iowa	W	10-3
4/25/92	* at Northern Iowa	W	16-5
4/26/92	* at Northern Iowa	W	7-1
5/7/93	* Northern Iowa	W	10-2
5/9/93	* Northern Iowa	W	7-1
5/9/93	* Northern Iowa	W	9-1
4/23/94	* at Northern Iowa	W	13-3
4/23/94	* at Northern Iowa	L	4-5
4/24/94	* at Northern Iowa	W	11-4
3/31/95	* Northern Iowa	W	4-3
4/1/95	* Northern Iowa	W	5-1
4/1/95	* Northern Iowa	W	5-4

4/2/95	* Northern Iowa	W	19-12
4/3/96	* at Northern Iowa	W	5-4
4/3/96	* at Northern Iowa	L	5-6
5/1/96	* Northern Iowa	L	2-6
5/1/96	* Northern Iowa	W	12-8
4/9/97	* at Northern Iowa	L	2-3
4/9/97	* at Northern Iowa	W	5-3
4/23/97	* Northern Iowa	W	6-4
4/23/97	* Northern Iowa	L	4-10
4/8/98	* at Northern Iowa	L	2-3
4/22/98	* Northern Iowa	W	9-0
4/22/98	* Northern Iowa	W	10-4
5/8/99	* Northern Iowa	W	19-5
5/8/99	* Northern Iowa	W	7-4
5/9/99	* Northern Iowa	W	8-2
5/9/99	* Northern Iowa	L	10-11 (10)
3/31/00	* at Northern Iowa	L	5-6
4/1/00	* at Northern Iowa	W	11-3 (7)
4/1/00	* at Northern Iowa	W	11-9
4/2/00	* at Northern Iowa	L	11-12
3/16/01	* Northern Iowa	L	3-5
3/17/01	* Northern Iowa	W	11-2 (7)
3/17/01	* Northern Iowa	L	6-9
3/18/01	* Northern Iowa	L	6-13
4/12/02	* at Northern Iowa	W	7-1
4/13/02	* at Northern Iowa	L	3-4
4/13/02	* at Northern Iowa	W	7-6 (7)
4/14/02	* at Northern Iowa	W	5-1
5/23/02	^ vs. Northern Iowa	L	0-4
4/18/03	* Northern Iowa	L	2-11
4/19/03	* Northern Iowa	L	3-9
4/20/03	* Northern Iowa	L	11-15
4/20/03	* Northern Iowa	L	6-9 (10)
4/30/04	* at Northern Iowa	W	5-3
5/1/04	* at Northern Iowa	L	5-6
5/1/04	* at Northern Iowa	W	10-2
5/2/04	* at Northern Iowa	L	1-3
5/6/05	* Northern Iowa	L	7-17 (8)
5/7/05	* Northern Iowa	L	5-9
5/8/05	* Northern Iowa	W	9-1
5/18/06	* at Northern Iowa	L	6-12
5/19/06	* at Northern Iowa	W	4-3
5/20/06	* at Northern Iowa	L	0-3
3/30/07	* Northern Iowa	W	13-3
4/1/07	* Northern Iowa	W	10-5
4/1/07	* Northern Iowa	W	8-1
4/19/08	* at Northern Iowa	W	3-2
4/19/08	* at Northern Iowa	L	2-4
4/20/08	* at Northern Iowa	L	7-9
5/22/08	^ vs. Northern Iowa	W	4-2
4/10/09	! * Northern Iowa	W	3-2
4/11/09	! * Northern Iowa	L	0-2
4/12/09	* Northern Iowa	W	14-1 (7)

NW Missouri State (9-6)

1966	NW Missouri State	L	2-4
1966	NW Missouri State	W	5-4
1967	NW Missouri State	L	4-11
1967	NW Missouri State	W	4-3
1969	NW Missouri State	W	5-2
1969	NW Missouri State	W	10-1
4/6/75	NW Missouri State	L	3-4
4/6/75	NW Missouri State	W	5-4
1979	NW Missouri State	L	4-5
1979	NW Missouri State	L	3-4
1979	NW Missouri State	L	2-4
1979	NW Missouri State	W	10-7
1981	NW Missouri State	W	7-4
1981	NW Missouri State	W	6-2
3/30/86	NW Missouri State	W	20-6

Northwestern (1-1)

Series Results

Notre Dame (4-8)			
3/13/83	Notre Dame	W	6-5
3/13/97	# vs. Notre Dame	L	3-7
3/15/97	# vs. Notre Dame	W	8-5
3/11/99	# vs. Notre Dame	L	4-5
3/13/99	# vs. Notre Dame	L	3-5
5/28/99	% at Notre Dame	L	1-8
3/11/02	@ vs. #12 Notre Dame	W	8-6
3/13/02	& vs. Notre Dame	L	2-6
3/15/03	\$ vs. Notre Dame	L	3-10
4/12/03	! #17 Notre Dame	L	1-2
4/13/03	#17 Notre Dame	L	12-13
3/1/09	\$ vs. Notre Dame	W	6-3
# - Notre Dame Irish Classic in San Antonio, Texas			
% - NCAA Regional in South Bend, Ind.			
@ - Express College Classic, Round Rock, Texas			
& - Irish Invitational, San Antonio, Texas			
\$ - Kennel Club Classic, Jacksonville, Fla.			
! - Games played at Rosenblatt Stadium			
\$ - Phoenix Classic played in Phoenix, Ariz.			

Nova Southeastern (0-1)			
3/7/89	at Nova Southeastern	L	1-5
\$ - Played in Miami, Fla.			

Offutt Air Force Base (4-2)			
1966	Offutt Air Force Base	L	10-11
1966	Offutt Air Force Base	L	3-12
1967	Offutt Air Force Base	W	10-8
1968	Offutt Air Force Base	W	11-2
1968	Offutt Air Force Base	W	12-2
1968	Offutt Air Force Base	W	13-9

Ohio State (2-1)			
2/29/92	! vs. Ohio State	W	5-4
3/1/92	! vs. Ohio State	W	13-2
2/20/97	\$ vs. Ohio State	L	8-13
! - Louisiana Classic at McNeese State			
\$ - Phoenix-Oakland A's Tournament			

Oklahoma (4-6)			
1973	* Oklahoma	L	1-8
3/22/91	at Oklahoma	L	12-17
3/8/94	vs. Oklahoma	L	0-8
3/6/01	at Oklahoma	W	14-12
3/7/01	at Oklahoma	W	9-3
3/12/04	at #21 Oklahoma	W	3-2
3/13/04	at #21 Oklahoma	L	1-6
3/14/04	at #21 Oklahoma	W	9-7
3/6/07	at Oklahoma	L	2-4
3/7/07	at Oklahoma	L	2-8
* - District Five Playoffs			

Oklahoma City (3-2)			
1970	Oklahoma City	W	12-2
1970	Oklahoma City	W	14-0
1970	Oklahoma City	W	13-4
1977	Oklahoma City	L	4-7
1977	Oklahoma City	L	1-3

Oklahoma State (3-10)			
1978	Oklahoma State	L	2-3
1978	Oklahoma State	L	0-9
1978	Oklahoma State	L	3-17
1979	Oklahoma State	L	0-4
1979	Oklahoma State	L	9-10 (8)
3/27/90	\$ vs. Oklahoma State	L	0-5
3/31/90	\$ vs. Oklahoma State	W	6-1
3/24/91	at Oklahoma State	W	25-8
3/25/91	at Oklahoma State	L	5-20
3/6/92	# vs. Oklahoma State	W	10-9
5/8/95	Oklahoma State	L	2-6
6/1/07	& vs. #22 Oklahoma State	L	4-6
4/28/13	Oklahoma State	L	5-6
\$ - Rainbow Spring Tournament in Honolulu, Hawaii			
# - Cajun Classic at SE Louisiana			
& - NCAA Regional (Fayetteville, Ark.)			

Omaha (64-36)			
1966	Omaha	L	2-11
1966	Omaha	L	4-6
1966	* Omaha	L	5-6
1967	Omaha	L	8-11
1967	* Omaha	L	2-4
1967	Omaha	L	3-7
1968	Omaha	L	0-4
1969	Omaha	W	8-5
1969	Omaha	L	6-7
1970	Omaha	L	3-6
1970	Omaha	L	5-6
1971	Omaha	W	3-1
1971	Omaha	W	7-1
4/16/72	Omaha	L	6-8
4/16/72	Omaha	W	2-0

1973	Omaha	L	1-3 (14)
1973	Omaha	W	8-1
4/26/74	at Omaha	L	0-4
4/26/74	at Omaha	L	0-4
4/27/74	Omaha	W	2-1
4/27/74	Omaha	W	9-1
5/1/75	Omaha	L	3-4
5/1/75	Omaha	W	7-5
5/3/75	at Omaha	L	1-8
5/3/75	at Omaha	W	3-1
1977	Omaha	L	2-7
1977	Omaha	L	2-3
1977	Omaha	W	8-7
1978	Omaha	L	1-2
1978	Omaha	L	5-7
1978	Omaha	W	2-1
1978	Omaha	W	5-4
1979	Omaha	W	4-3
1979	Omaha	W	8-7
1979	Omaha	L	2-7
4/12/80	at Omaha	L	2-3
4/12/80	at Omaha	W	3-2 (8)
4/14/80	Omaha	W	8-5
4/14/80	Omaha	W	4-3 (8)
1981	at Omaha	L	9-10
1981	at Omaha	W	9-7
1981	Omaha	L	2-3
1981	Omaha	W	10-6
4/18/83	Omaha	W	10-3
4/18/83	Omaha	W	11-1
4/26/83	Omaha	W	9-6
4/26/83	Omaha	L	8-7
4/24/84	Omaha	W	8-7
4/24/84	Omaha	L	3-7
3/24/86	Omaha	W	33-9
3/24/86	Omaha	W	16-1
4/28/87	Omaha	W	16-4
4/28/87	Omaha	W	14-8
4/4/88	at Omaha	W	4-3
4/27/88	Omaha	W	10-0
4/4/89	at Omaha	W	14-1
4/9/91	Omaha	W	30-10
4/30/92	Omaha	W	6-5
4/30/92	Omaha	W	16-0
4/27/93	Omaha	L	6-14
4/27/93	Omaha	W	7-1
4/6/94	Omaha	W	9-3
4/13/94	Omaha	W	4-3
4/13/94	Omaha	W	9-2
4/14/98	Omaha	W	4-2
2/8/99	at Omaha	W	10-5
4/18/00	Omaha	W	15-9
2/25/01	vs. Omaha	W	4-3
2/25/01	vs. Omaha	W	11-5
3/20/01	Omaha	W	9-8
3/6/02	Omaha	W	11-1
4/1/03	! at Omaha	W	17-15
3/27/12	Omaha	L	2-3
5/9/12	Omaha	W	6-1
3/29/13	Omaha	W	4-3
3/30/13	at Omaha	W	11-4
3/31/13	Omaha	L	2-4
4/22/14	Omaha	L	1-4
4/21/15	Omaha	W	8-2
5/17/16	Omaha	W	2-1
5/9/17	at Omaha	W	7-5
4/17/18	Omaha	W	9-2
5/9/18	at Omaha	W	10-6
5/15/18	Omaha	W	8-1
4/30/19	at Omaha	W	6-2
5/14/19	Omaha	W	13-2
3/7/20	Omaha	L	1-8
3/5/21	at Omaha	W	10-3
3/6/21	at Omaha	W	15-2
3/7/21	at Omaha	L	2-5
3/8/22	at Omaha	L	3-5
5/10/22	Omaha	L	3-5
4/4/23	at Omaha	L	1-4
5/16/23	Omaha	W	4-2
3/12/24	Omaha	W	8-7
4/9/24	at Omaha	W	7-6
5/14/24	Omaha	W	2-1
3/25/25	at Omaha	W	10-0 (7)
4/29/25	Omaha	L	5-11
5/13/25	at Omaha	W	19-3 (7)
* - "W" Club Invitational (at Nebraska Wesleyan)			
! - Played in Rosenblatt Stadium			

Oral Roberts (14-25)			
1971	Oral Roberts	W	9-2
1971	Oral Roberts	W	8-5
1971	Oral Roberts	L	2-5
3/29/72	Oral Roberts	W	4-3 (8)
3/29/72	Oral Roberts	L	5-6
3/30/72	Oral Roberts	L	1-3
3/30/72	Oral Roberts	W	1-0 (8)
4/1/72	Oral Roberts	L	12-5
1973	* Oral Roberts	L	4-11
3/1/74	at Oral Roberts	W	6-2
3/2/74	at Oral Roberts	W	3-2
3/3/74	at Oral Roberts	L	2-3
3/4/74	at Oral Roberts	L	7-8
3/5/74	at Oral Roberts	W	5-1
3/8/75	at Oral Roberts	L	0-3
1977	Oral Roberts	L	3-17
1977	Oral Roberts	W	4-2
1977	Oral Roberts	L	4-7
4/16/87	Oral Roberts	L	7-12
5/10/87	at Oral Roberts	W	10-5
4/1/88	at Oral Roberts	L	2-8
4/2/88	at Oral Roberts	W	10-5
4/2/88	at Oral Roberts	L	1-13
4/19/89	Oral Roberts	W	4-2
4/20/89	Oral Roberts	L	6-9
2/25/95	\$ vs. Oral Roberts	W	9-2
2/26/95	\$ vs. Oral Roberts	W	6-3
2/17/96	at Oral Roberts	L	2-6
2/17/96	at Oral Roberts	L	3-14
2/18/96	at Oral Roberts	L	2-10
4/17/96	Oral Roberts	L	7-9
4/17/96	Oral Roberts	L	10-18
5/11/96	vs. Oral Roberts	W	7-5
3/9/01	at Oral Roberts	L	0-1
3/10/01	at Oral Roberts	L	2-4
3/5/04	at Oral Roberts	L	1-6
3/6/04	at Oral Roberts	L	7-8
3/7/04	at Oral Roberts	L	2-15
* - District Five Playoffs			
\$ - Lake Area Classic, Lake Charles, La.			
Oregon State (1-3)			
3/12/96	\$ vs. Oregon State	L	3-8
3/13/96	\$ vs. Oregon State	L	10-14
6/4/11	& at #13 Oregon State	L	1-5
6/1/19	& at #16 Oregon State	W	4-1
\$ - Pepsi/Johnny Quik Classic at Fresno State			
& - NCAA Tournament (Corvallis, Ore.)			
Pacific (5-2)			
3/14/96	\$ vs. Pacific	W	14-5
3/9/12	at Pacific	W	11-9
3/10/12	at Pacific	L	3-9
3/11/12	at Pacific	W	12-2
3/15/13	Pacific	W	7-2
3/16/13	Pacific	L	2-5
3/17/13	Pacific	W	5-2
\$ - Pepsi/Johnny Quik Classic at Fresno State			
Parsons (4-2)			
1971	Parsons	W	2-0
1971	Parsons	L	1-3
5/2/72	Parsons College	W	4-3 (10)
5/2/72	Parsons College	L	1-2
1973	Parsons	W	4-2
1973	Parsons	W	2-0
Penn State (3-0)			
3/9/97	vs. Penn State	W	5-4
3/14/97	# vs. Penn State	W	15-10
3/12/99	# vs. Penn State	W	3-1
# - Notre Dame Irish Classic in San Antonio, Texas			
Pepperdine (1-0)			
5/24/91	% vs. Pepperdine	W	5-3
% - NCAA West I Regional (Los Angeles, Calif.)			
Pershing (1-3)			
1969	Pershing	L	2-3
1969	Pershing	W	1-0
1969	Pershing	L	2-4
1969	Pershing	L	2-7
Peru State (4-1)			
1966	Peru State	L	0-6
1966	Peru State	W	7-4
1967	Peru State	W	9-3
1967	Peru State	W	4-2
2/25/91	Peru State	W	7-0
Phillips (1-1)			
3/5/83	Phillips	L	5-7
3/5/83	Phillips	W	6-4

Portland (8-10)			
2/20/00	\$ vs. Portland	L	6-7
4/1/11	Portland	W	11-3
4/2/11	Portland	W	12-0
4/3/11	Portland	W	4-3
2/24/12	at Portland	L	2-3 (10)
2/26/12	vs. Portland	L	3-5
3/7/20	Portland	W	6-1
3/8/20	Portland	L	3-4
2/18/22	at Portland	L	2-12
2/19/22	at Portland	L	1-12
2/19/22	at Portland	L	3-4
2/20/22	at Portland	L	5-6
3/9/24	Portland	W	9-5
3/10/24	Portland	W	9-2
3/10/24	Portland	L	3-6
2/21/25	at Portland	W	5-2
2/21/25	at Portland	L	9-10
2/22/25	at Portland	W	6-3
\$ - Phoenix-Oakland A's Tournament			
Princeton (1-1)			
3/12/84	% vs. Princeton	W	10-4
3/15/84	% vs. Princeton	L	5-10
% - Rollins Baseball Week Invite at Stetson			
Purdue (3-2)			
3/9/88	\$ vs. Purdue	W	13-6
3/9/88	\$ vs. Purdue	W	7-4
3/10/88	\$ vs. Purdue	L	3-5
3/10/89	\$ vs. Purdue	L	2-3
3/11/89	\$ vs. Purdue	W	10-4
\$ - Played in Miami, Fla.			
Regis (3-0)			
3/14/90	vs. Regis	W	6-2
2/24/91	Regis	W	9-7
2/24/91	Regis	W	23-0
Rice (0-2)			
3/9/93	at Rice	L	2-3
3/9/08	\$ at #6 Rice	L	6-7
Rockhurst (1-0)			
2/13/98	Rockhurst	W	9-1
Rollins (2-0)			
3/14/84	%		

Series Results

St. John's (25-15)			
3/14/91	& vs. St. John's	W	15-8
5/9/14	* at St. John's	L	5-6
5/11/14	* at St. John's	W	13-11
5/11/14	* at St. John's	W	15-5
4/17/15	* St. John's	W	6-0
4/18/15	* St. John's	L	1-4
5/22/15	^ St. John's	L	1-8
5/24/15	^ St. John's	L	7-8
5/19/16	* at St. John's	W	6-3
5/20/16	* at St. John's	W	8-2
5/21/16	* at St. John's	L	2-6
5/28/16	# vs. St. John's	W	4-3 (10)
4/7/17	* #14 St. John's	L	2-3 (14)
4/8/17	* #14 St. John's	W	7-4
4/9/17	* #14 St. John's	W	5-1
5/27/17	^ #20 St. John's	L	2-10
4/13/18	* at St. John's	L	2-6
4/14/18	* at St. John's	L	1-5
4/14/18	* at St. John's	L	3-4
5/10/19	* St. John's	W	11-0
5/11/19	* St. John's	L	4-6
5/12/19	* St. John's	W	4-2
5/24/19	\$ vs. St. John's	W	17-13
4/30/21	* St. John's	W	6-1
5/1/21	* St. John's	W	11-4 (7)
5/1/21	* St. John's	L	1-4
5/2/21	* St. John's	W	11-4
4/14/22	* at St. John's	W	5-3
4/16/22	* at St. John's	W	5-4
4/16/22	* at St. John's	W	4-2
4/21/23	* St. John's	W	12-7
4/22/23	* St. John's	W	10-2
4/23/23	* St. John's	W	8-7
5/3/24	* at St. John's	L	3-7
5/4/24	* at St. John's	L	2-3 (10)
5/4/24	* at St. John's	L	1-7
4/17/25	* St. John's	W	12-8
4/18/25	* St. John's	W	4-3
4/19/25	* St. John's	W	4-3
5/21/25	\$ vs. St. John's	W	10-8

& - Best of the West Classic at Fresno State

* - BIG EAST Regular Season Game

- BIG EAST Tournament - played in Aberdeen, Md.

^ - BIG EAST Tournament - played in Omaha, Neb.

\$ - BIG EAST Tournament - played in Mason, Ohio

Saint Joseph's (0-1)			
3/9/84	\$ vs. Saint Joseph's	L	2-5

\$ - Played in Miami, Fla.

Saint Louis (39-12)			
1971	Saint Louis	L	1-4
1971	Saint Louis	L	1-2
1971	Saint Louis	W	4-0
1971	Saint Louis	W	3-1
4/8/72	Saint Louis	W	14-4
4/8/72	Saint Louis	W	8-1
4/9/72	Saint Louis	L	4-8
4/9/72	Saint Louis	W	8-1
1973	Saint Louis	L	0-5
1973	Saint Louis	W	5-2
1973	Saint Louis	L	2-6
1973	Saint Louis	W	4-2
4/13/74	Saint Louis	W	1-0
4/13/74	Saint Louis	W	5-1
4/13/74	Saint Louis	W	7-1
4/11/75	Saint Louis	W	4-1
4/11/75	Saint Louis	W	2-1
4/12/75	Saint Louis	W	16-6
4/12/75	Saint Louis	W	6-4
1977	Saint Louis	L	3-5
1977	Saint Louis	L	5-9
1977	Saint Louis	W	6-1
1977	Saint Louis	L	1-13
1978	Saint Louis	L	2-5
1978	Saint Louis	W	6-5
1978	Saint Louis	L	1-8
1978	Saint Louis	W	6-4
3/21/87	Saint Louis	W	12-1
3/21/87	Saint Louis	W	5-2
3/22/87	Saint Louis	W	10-0
3/22/87	Saint Louis	W	2-1
3/24/88	at Saint Louis	W	4-1
3/24/88	at Saint Louis	W	12-0
2/27/04	at Saint Louis	L	2-8
2/28/04	at Saint Louis	W	3-0
2/29/04	at Saint Louis	W	11-1
2/25/05	Saint Louis	W	13-12
2/26/05	Saint Louis	W	11-1
2/24/06	at Saint Louis	W	11-2
2/25/06	at Saint Louis	W	9-5
2/26/06	at Saint Louis	W	5-2
3/9/07	Saint Louis	W	6-1
3/10/07	Saint Louis	W	5-4 (10)
3/11/07	Saint Louis	W	14-0

2/26/17	% vs. Saint Louis	L	3-7
3/12/19	at Saint Louis	W	12-11 (11)
3/13/19	at Saint Louis	W	9-4
% - Santa Clara Tournament			
Saint Mary's (4-1)			
2/22/97	\$ vs. Saint Mary's	W	10-5
3/10/99	# vs. Saint Mary's	W	9-4
3/22/25	Saint Mary's	L	6-11
3/23/25	Saint Mary's	W	6-2 (7)
3/23/25	Saint Mary's	W	6-5 (8)
\$ - Phoenix-Oakland A's Tournament			
# - Notre Dame Irish Classic in San Antonio, Texas			

St. Thomas (Fla.) (3-2)			
3/13/86	\$ vs. St. Thomas (Fla.)	W	6-4
3/11/87	at St. Thomas (Fla.)	W	7-5
3/13/87	at St. Thomas (Fla.)	W	12-8
3/14/87	at St. Thomas (Fla.)	L	4-11
3/11/88	at St. Thomas (Fla.)	L	2-4

St. Thomas (Minn.) (12-0)			
4/7/74	St. Thomas (Minn.)	W	13-1
4/8/74	St. Thomas (Minn.)	W	8-2
4/8/74	St. Thomas (Minn.)	W	14-2
4/9/75	St. Thomas (Minn.)	W	3-0
4/9/75	St. Thomas (Minn.)	W	11-2
4/10/75	St. Thomas (Minn.)	W	4-3
4/10/75	St. Thomas (Minn.)	W	3-2
3/4/22	St. Thomas (Minn.)	W	3-1
3/6/22	St. Thomas (Minn.)	W	3-2 (15)
4/1/23	St. Thomas (Minn.)	W	15-4 (7)
4/1/23	St. Thomas (Minn.)	W	8-5
4/2/23	St. Thomas (Minn.)	W	7-2

St. Xavier (3-1)			
1981	at St. Xavier (Ill.)	W	7-5
1981	at St. Xavier (Ill.)	W	8-4
4/1/89	at St. Xavier (Ill.)	L	3-4
4/1/89	at St. Xavier (Ill.)	W	14-7

Samford (2-1)			
3/28/25	at Samford	W	6-5
3/29/25	at Samford	W	11-8 (10)
3/30/25	at Samford	L	0-5

Sam Houston State (3-7)			
3/10/94	# vs. Sam Houston State	W	10-5
2/11/05	at Sam Houston State	W	9-6
2/12/05	at Sam Houston State	L	2-3
2/13/05	at Sam Houston State	L	3-10
2/20/09	at Sam Houston State	L	6-8
2/21/09	at Sam Houston State	L	3-4 (10)
2/21/09	at Sam Houston State	L	5-7
2/22/09	at Sam Houston State	L	4-5 (11)
3/5/10	% at Sam Houston State	W	6-5 (10)
3/7/10	% at Sam Houston State	L	10-11
# - University of Houston Tournament			
% - Bearkat Invitational (Huntsville, Texas)			

San Diego (1-0)			
6/2/12	& vs. San Diego	W	8-2

& - NCAA Tournament (Los Angeles, Calif.)

San Diego State (0-1)			
2/16/94	\$ at San Diego State	L	5-16

\$ - Arthur J. Gallagher Tournament at San Diego State

San Francisco (4-2)			
3/15/24	San Francisco	W	13-5
3/16/24	San Francisco	L	3-6
3/17/24	San Francisco	W	7-4
3/14/25	at San Francisco	L	1-6
3/15/25	at San Francisco	W	5-2
3/16/25	at San Francisco	W	7-1

San Jose State (3-2)			
2/21/20	at San Jose State	W	7-0
2/22/20	at San Jose State	L	4-8
2/23/20	at San Jose State	L	8-9
4/17/21	San Jose State	W	5-0
4/18/21	San Jose State	W	6-4

Santa Clara (1-0)			
2/24/17	% at Santa Clara	W	3-1

% - Santa Clara Tournament

Seattle (4-2)			
5/14/10	! Seattle	L	4-6
5/15/10	Seattle	W	3-1
5/16/10	Seattle	W	3-2
2/14/20	at Seattle	W	7-0
2/14/20	at Seattle	L	2-7
2/16/20	at Seattle	W	5-4

! - Played in Rosenblatt Stadium

Seton Hall (26-15)			
5/2/14	* Seton Hall	L	2-8
5/3/14	* Seton Hall	W	4-3 (10)
5/4/14	* Seton Hall	W	8-7 (10)
5/23/14	# vs. Seton Hall	W	2-1
5/1/15	* at Seton Hall	L	4-5
5/2/15	* at Seton Hall	W	10-7
5/3/15	* at Seton Hall	W	4-2
5/21/15	^ Seton Hall	W	7-4
5/23/15	^ Seton Hall	W	12-1
4/8/16	* Seton Hall	W	3-1
4/9/16	* Seton Hall	W	7-1
4/10/16	* Seton Hall	L	4-5
5/26/16	^ vs. Seton Hall	W	6-5
5/7/17	* at Seton Hall	W	2-1
5/6/17	* at Seton Hall	W	4-3
5/6/17	* at Seton Hall	L	0-1
5/25/17	& Seton Hall	W	4-1
5/4/18	* Seton Hall	W	4-2
5/5/18	* Seton Hall	L	1-2
5/6/18	* Seton Hall	L	0-3
4/18/19	* at Seton Hall	W	5-1
4/19/19	* at Seton Hall	W	11-1
4/20/19	* at Seton Hall	W	3-1
5/23/19	\$ vs. Seton Hall	W	10-9
5/14/21	* at Seton Hall	W	6-1
5/15/21	* at Seton Hall	L	0-15 (7)
5/15/21	* at Seton Hall	L	3-5
5/16/21	* at Seton Hall	W	3-1
5/27/21	\$ * vs. Seton Hall	W	8-7
4/22/22	* Seton Hall	W	8-1
4/23/22	* Seton Hall	W	14-1
4/24/22	* Seton Hall	L	9-10
5/12/23	* at Seton Hall	L	0-7
5/13/23	* at Seton Hall	L	2-4
5/14/23	* at Seton Hall	L	6-11
5/16/24	* Seton Hall	W	5-3
5/17/24	* Seton Hall	W	10-5
5/18/24	* Seton Hall	L	1-2
4/12/25	* at Seton Hall	L	6-8
4/13/25	* at Seton Hall	W	7-3 (7)
4/13/25	* at Seton Hall	L	6-7 (7)

* - BIG EAST Regular Season Game

- BIG EAST Tournament - Played in Brooklyn, N.Y.

^ - BIG EAST Tournament - Played in Aberdeen, Md.

& - BIG EAST Tournament - Played in Omaha, Neb.

\$ - BIG EAST Tournament - Played in Mason, Ohio

South Dakota (3-0)			
1970	South Dakota	W	10-3
1970	South Dakota	W	15-0
3/6/83	South Dakota	W	10-0

South Dakota State (24-5)			
1969	South Dakota State	L	2-3
1969	South Dakota State	L	5-8
1971	South Dakota State	W	8-1
1971	South Dakota State	W	7-1
3/23/91	vs. South Dakota State	W	12-5
3/15/05	South Dakota State	W	13-0 (7)
3/15/05	South Dakota State	W	3-2 (7)
4/26/05	at South Dakota State	W	13-1
3/13/07	South Dakota State	L	4-13
3/25/08	South Dakota State	W	9-8 (11)
3/14/09	South Dakota State	W	8-2
3/15/09	South Dakota State	L	2-4
3/15/09	South Dakota State	W	12-3
4/28/09	at South Dakota State	W	5-2
3/12/10	& vs. South Dakota State	W	4-2
3/11/11	South Dakota State	W	6-0
3/12/11	South Dakota State	W	6-3
3/13/11	South Dakota State	W	13-0
4/13/12	South Dakota State	L	2-5
4/15/12	South Dakota State	W	6-5
5/8/13	South Dakota State	W	7-1
3/14/14	South Dakota State	W	5-4 (10)
3/15/14	South Dakota State	W	3-1
3/17/15	South Dakota State	W	4-2
4/29/15	% vs. South Dakota State	W	8-5
4/13/16	South Dakota State	W	6-5 (11)
4/11/17	South Dakota State	W	6-5 (11)
4/10/18	South Dakota State	W	9-4
3/19/24	South Dakota State	W	10-3
3/18/25	South Dakota State	W	1-0
4/23/25	\$ vs. South Dakota State	W	12-2 (7)

& - Metrodome Tournament (Minneapolis, Minn.)

% - Played in Sioux City, Iowa

\$ - Played in Sioux Falls, South Dakota

Southeast Louisiana (1-1)			
3/4/92	# at SE Louisiana	L	1-11
3/4/06	% vs. SE Louisiana	W	8-2

- Cajun Classic at SE Louisiana

% - Played in Cape Girardeau, Mo.

Southeast Missouri State (3-1)			
2/20/99	at SE Missouri State	L	2-3
2/20/99	at SE Missouri State	W	3-2
2/21/99	at SE Missouri State	W	11-1
3/12/13	at SE Missouri State	W	17-2

Southeast Oklahoma State (2-0)			
5/13/90	SE Oklahoma State	W	13-2
5/13/90	SE Oklahoma State	W	7-6

Southern Illinois (56-61)			
1979	^ vs. Southern Illinois	L	2-9
5/16/80	^ vs. Southern Illinois	L	4-18
5/14/83	^ vs. Southern Illinois	L	6-20
4/28/84	* at Southern Illinois	L	1-2
4/28/84	* at Southern Illinois	L	1-2
4/29/84	* at Southern Illinois	L	5-6
4/29/84	* at Southern Illinois	L	0-4
4/5/86	* at Southern Illinois	W	8-5
4/5/86	* at Southern Illinois	L	2-5
4/6/86	* at Southern Illinois	L	1-5
4/6/86	* at Southern Illinois	W	7-5
5/16/86	^ at Southern Illinois	L	1-3
4/4/87	* Southern Illinois	L	2-3

Series Results

5/27/04	^ vs. Southern Illinois	L	5-6
4/1/05	* Southern Illinois	W	5-3
4/2/05	* Southern Illinois	W	3-1
4/3/05	* Southern Illinois	L	1-3
4/14/06	* at Southern Illinois	L	2-3 (10)
4/15/06	* at Southern Illinois	W	2-1
4/16/06	* at Southern Illinois	L	2-7
5/4/07	% * Southern Illinois	L	3-4 (11)
5/5/07	% * Southern Illinois	W	5-2
5/6/07	* Southern Illinois	W	7-0
5/23/07	^ vs. Southern Illinois	W	8-5
5/3/08	* at Southern Illinois	W	5-0
5/3/08	* at Southern Illinois	W	9-8 (10)
5/4/08	* at Southern Illinois	L	4-5
5/23/08	^ vs. Southern Illinois	L	5-6
3/28/09	* Southern Illinois	W	4-3
3/28/09	* Southern Illinois	W	4-3
3/29/09	* Southern Illinois	W	10-0 (7)
5/20/09	^ vs. Southern Illinois	W	5-1
3/26/10	* at Southern Illinois	W	4-2
3/27/10	* at Southern Illinois	W	2-1
3/27/10	* at Southern Illinois	L	4-5 (11)
4/22/11	* Southern Illinois	W	5-4 (10)
4/23/11	* Southern Illinois	L	2-3
4/24/11	* Southern Illinois	L	1-2
5/26/11	^ Southern Illinois	W	5-0
4/21/12	* at Southern Illinois	L	0-4
4/21/12	* at Southern Illinois	L	6-7
4/22/12	* at Southern Illinois	L	5-6
5/26/12	^ vs. Southern Illinois	W	8-6
4/19/13	* Southern Illinois	W	4-3
4/20/13	* Southern Illinois	W	5-3
4/21/13	* Southern Illinois	W	9-1
* - MVC Regular Season ^ - MVC Tournament			
& - Irish Invitational, San Antonio, Texas			
% - Played in Rosenblatt Stadium			
SIU Edwardsville (2-0)			
2/20/10	! vs. SIU Edwardsville	W	22-0
3/19/11	at SIU Edwardsville	W	4-3 (10)
! played in Conway, Ark.			
Southern Methodist (1-3)			
1971	Southern Methodist	L	7-8
1971	Southern Methodist	L	9-10
1971	Southern Methodist	L	5-6
1971	Southern Methodist	W	4-1
Southern Utah (0-1)			
2/14/04	% vs. Southern Utah	L	5-10
% - At Air Force, Colorado Springs, Colo.			
Southwestern Louisiana (0-2)			
3/7/92	# at SW Louisiana	L	5-6
3/8/92	# at SW Louisiana	L	1-5
Southwestern Oklahoma (1-0)			
3/7/01	vs. SW Oklahoma	W	5-4 (10)
Stanford (2-1)			
3/23/24	at Stanford	W	3-2
3/24/24	at Stanford	W	8-2
3/25/24	at Stanford	L	3-6
Stephen F. Austin (2-0)			
2/28/10	# at Stephen F. Austin	W	9-8 (10)
5/13/14	Stephen F. Austin	W	10-8
# - Stephen F. Austin Invitational (Nacogdoches, Texas)			
Stetson (9-6-1)			
3/13/84	at Stetson	L	1-4
3/16/84	at Stetson	L	2-11
3/13/88	at Stetson	L	0-9
3/14/98	at Stetson	W	7-6
3/15/98	at Stetson	T	9-9
5/10/02	Stetson	W	8-6
5/12/02	Stetson	L	5-7
5/12/02	Stetson	W	7-3 (7)
3/11/03	at Stetson	L	2-3
3/12/03	at Stetson	L	2-3
3/27/15	Stetson	W	6-5
3/28/15	Stetson	W	3-2
3/29/15	Stetson	W	15-5
2/26/16	at Stetson	W	5-1
2/27/16	at Stetson	W	4-1
2/28/16	at Stetson	W	7-5
Stony Brook (4-1)			
3/6/09	@ vs. Stony Brook	L	2-8
3/22/15	at Stony Brook	W	8-3
3/25/16	Stony Brook	W	5-4
3/27/16	Stony Brook	W	4-0

3/27/16	Stony Brook	W	4-0 (10)
@ - Caravelle Tournament in Conway, S.C.			
Tarkio (6-0)			
1973	Tarkio	W	2-0
1973	Tarkio	W	9-0
3/27/74	Tarkio	W	6-2
3/27/74	Tarkio	W	4-0
4/7/75	Tarkio	W	12-0
4/7/75	Tarkio	W	10-0
TCU (0-2)			
1971	TCU	L	0-5
1971	TCU	L	2-9
Temple (1-0)			
3/8/00	# vs. Temple	W	15-0 (6)
# - Pepsi/Johnny Quik Classic at Fresno State			
Tennessee Tech (3-0)			
3/10/06	at Tennessee Tech	W	17-3
3/11/06	at Tennessee Tech	W	18-10
3/12/06	at Tennessee Tech	W	8-5
Tennessee Martin (4-0)			
3/1/08	at Tennessee-Martin	W	9-4
3/1/08	at Tennessee-Martin	W	12-1
3/2/08	at Tennessee-Martin	W	8-2
3/13/22	\$ vs. Tennessee-Martin	W	15-4
\$ - Played at Central Arkansas			
Texas (0-8)			
5/27/90	% at Texas	L	9-11
3/5/93	at Texas	L	6-7
3/6/93	at Texas	L	0-11
3/7/93	at Texas	L	4-5 (10)
3/14/94	at Texas	L	6-11
3/7/95	at Texas	L	3-12
3/8/95	at Texas	L	6-8
5/26/00	% vs. Texas	L	4-5
% - NCAA Central Regional (Austin, Texas)			
\$ - NCAA Regional (Tempe, Ariz.)			
Texas A&M (0-2)			
2/22/03	at #19 Texas A&M	L	4-7 (7)
2/23/03	at #19 Texas A&M	L	2-7 (7)
Texas A&M-Corpus Christi (1-2)			
3/4/05	at Texas A&M Corpus Christi	L	1-3
3/7/05	at Texas A&M Corpus Christi	W	3-2 (11)
3/9/05	at Texas A&M Corpus Christi	L	2-7
Texas State (5-4)			
3/10/95	at Texas State	W	12-4
3/12/95	at Texas State	W	8-6
2/23/96	at Texas State	L	2-4
2/24/96	at Texas State	W	11-10
2/25/96	at Texas State	W	24-13
3/10/97	at Texas State	L	4-8
3/9/02	@ vs. Texas State	L	3-5
2/22/19	% vs. Texas State	W	6-5
2/23/19	% vs. Texas State	L	9-12
@ - Express College Classic, Round Rock, Texas			
% - Played in Lake Charles, La.			
Texas Wesleyan (3-5)			
4/3/72	Texas Wesleyan	L	2-5
4/4/72	Texas Wesleyan	L	2-3 (17)
4/4/72	Texas Wesleyan	W	4-1 (5)
4/5/72	Texas Wesleyan	L	2-8
1973	Texas Wesleyan	L	2-3
1973	Texas Wesleyan	L	4-6
1979	Texas Wesleyan	W	Forfeit
1979	Texas Wesleyan	W	Forfeit
Texas-Arlington (3-2)			
1973	Texas-Arlington	L	3-11
3/9/83	Texas-Arlington	W	19-12
3/9/83	Texas-Arlington	L	8-9
5/22/92	% vs. UT-Arlington	W	11-6
3/10/10	at UT Arlington	W	11-5
% - NCAA Central Regional at Texas			
Texas-El Paso (1-6)			
3/8/80	at Texas-El Paso	L	14-15 (11)
3/9/80	at Texas-El Paso	L	3-11
3/9/80	at Texas-El Paso	L	1-10
3/15/80	at Texas-El Paso	L	12-16
3/16/80	at Texas-El Paso	L	7-8
1981	at Texas-El Paso	W	12-11
1981	at Texas-El Paso	L	9-12

Toledo (2-1)			
2/19/94	\$ vs. Toledo	W	13-10
2/20/94	\$ vs. Toledo	L	6-10
2/19/11	% vs. Toledo	W	5-1
\$ - Arthur J. Gallagher Tournament at San Diego State			
% - Played in USA Baseball Facility, Cary, N.C.			
Tulane (1-2)			
2/27/15	at Tulane	L	2-8
2/28/15	at Tulane	W	7-2
3/1/15	at Tulane	L	2-3
Tulsa (1-3)			
4/25/75	Tulsa	W	2-1
4/25/75	Tulsa	L	7-8
1978	Tulsa	L	2-4
1978	Tulsa	L	0-5
UAB (3-3)			
3/11/16	UAB	W	2-1
3/12/16	UAB	W	3-1
3/13/16	UAB	W	4-3
2/17/17	at UAB	L	2-3
2/18/17	at UAB	L	1-5
2/19/17	at UAB	L	1-14
UC Davis (9-2)			
3/2/12	at UC Davis	W	7-6
3/3/12	at UC Davis	L	3-6
3/4/12	at UC Davis	W	7-6
3/26/17	UC Davis	L	1-12
3/27/17	UC Davis	W	2-1
3/28/17	UC Davis	W	4-3
2/23/18	at UC Davis	W	6-3
2/24/18	at UC Davis	W	9-6
2/25/18	at UC Davis	W	10-7 (11)
3/9/25	UC Davis	W	9-3
3/9/25	UC Davis	W	4-0
UC Santa Barbara (0-1)			
2/23/02	@ vs. UC Santa Barbara	L	10-23
@ - Played in Las Vegas, Nev.			
UCLA (1-3)			
2/22/03	~ vs. UCLA	W	10-4 (7)
2/24/03	~ vs. UCLA	L	1-2 (7)
6/1/12	& at UCLA	L	0-3
6/3/12	& at UCLA	L	5-13
& - Aggie Classic, College Station, Texas			
& - NCAA Tournament (Los Angeles, Calif.)			
UMass-Lowell (2-0)			
3/5/24	UMass-Lowell	W	12-2
3/6/24	UMass-Lowell	W	13-8
UNC Asheville (1-0)			
3/10/00	# vs. UNC Asheville	W	5-3
# - Pepsi/Johnny Quik Classic at Fresno State			
UNC Greensboro (1-2)			
2/14/25	at UNC Greensboro	L	3-5
2/14/25	at UNC Greensboro	L	0-3
2/16/25	at UNC Greensboro	W	17-1 (7)
UNC Wilmington (0-1)			
3/11/09	at UNC Wilmington	L	2-6
UNLV (4-12)			
3/16/90	at UNLV	L	1-2
3/17/90	at UNLV	L	5-6
3/17/90	at UNLV	L	0-3
3/3/94	at UNLV	L	5-7
3/4/94	at UNLV	L	2-7
3/5/94	at UNLV	W	12-8
2/27/99	\$ at UNLV	W	8-7
2/22/02	@ at UNLV	L	8-9
2/23/02	@ at UNLV	L	6-12
3/31/14	#25 UNLV	L	1-3
2/28/20	at UNLV	L	4-6
2/29/20	at UNLV	W	4-3
3/1/20	at UNLV	L	3-12
4/25/23	UNLV	L	7-10
4/26/23	UNLV	W	8-7
\$ - UNLV Coors Desert Classic in Las Vegas, Nev.			
@ - Played in Las Vegas, Nev.			
USC (1-3)			
4/4/80	USC	L	3-6
4/5/80	USC	L	5-16
5/26/91	% at USC	W	8-7 (10)
3/10/02	@ vs. USC	L	3-7
% - NCAA West I Regional (Los Angeles, Calif.)			
@ - Express College Classic, Round Rock, Texas			

Utah (0-2)			
2/23/03	~ vs. Utah	L	1-2 (8)
2/24/03	~ vs. Utah	L	0-6 (7)
~ - Aggie Classic, College Station, Texas			
Utah Valley (6-2)			
3/13/15	Utah Valley	W	6-2
3/14/15	Utah Valley	W	4-3
3/14/15	Utah Valley	L	1-2
3/15/15	Utah Valley	W	11-3
3/17/17	Utah Valley	L	1-2 (11)
3/18/17	Utah Valley	W	3-2
3/18/17	Utah Valley	W	6-5
3/19/17	Utah Valley	W	19-5
UTRGV (3-1)			
3/13/93	\$ vs. UTRGV	W	1-0 (10)
3/10/05	at UTRGV	L	4-7
3/11/05	at UTRGV	W	11-0
3/12/05	at UTRGV	W	11-7
\$ - UTRGV Tournament in Edinburg, Texas			
UTSA (1-0)			
2/24/24	\$ vs. UTSA	W	4-1
\$ - Sugar Land Classic in Sugar Land, Texas			
Valparaiso (1-0)			
3/19/11	vs. Valparaiso	W	1-0
Vanderbilt (1-0)			
3/7/06	at Vanderbilt	W	5-4
Villanova (29-4)			
3/10/84	\$ vs. Villanova	W	5-4
4/17/14	* at Villanova	L	3-6
4/18/14	* at Villanova	W	12-6
4/19/14	* at Villanova	W	4-0
5/14/15	* Villanova	W	13-5
5/15/15	* Villanova	W	4-2
5/16/15	* Villanova	W	4-3
4/29/16	* at Villanova	W	9-3
4/30/16	* at Villanova	W	10-4
4/30/16	* at Villanova	W	6-5
4/21/17	* Villanova	W	6-5
4/22/17	* Villanova	W	11-2
4/23/17	* Villanova	W	2-1
5/11/18	* at Villanova	W	4-0
5/12/18	* at Villanova	W	6-1
5/12/18	* at Villanova	W	3-2
5/16/19	* Villanova	W	10-1
5/17/19	* Villanova	W	4-1
5/18/19	* Villanova	W	8-2
4/9/21	* Villanova	W	9-2
4/10/21	* Villanova	W	10-0 (8)
4/11/21	* Villanova	W	8-0
5/19/22	* at Villanova	W	7-1
5/21/22	* at Villanova	W	7-5 (10)
4/6/23	* Villanova	W	6-0
4/7/23	* Villanova	W	2-0
4/8/23	* Villanova	L	6-8 (10)
4/19/24	* at Villanova	W	14-6
4/20/24	* at Villanova	L	6-13
4/21/24	* at Villanova	L	5-6
4/25/25	* Villanova	W	3-2 (12)
4/26/25	* Villanova	W	6-3
4/27/25	* Villanova	W	12-3
\$ - Played in Miami, Fla.			
* - BIG EAST Regular Season Game			
VCU (0-1)			
5/24/92	% vs. VCU	L	4-5 (11)
% - NCAA Central Regional (Austin, Texas)			
Virginia Tech (1-0)			
3/12/91	& vs. Virginia Tech	W	6-3
& - Best of the West Classic at Fresno State			
Washington (3-3)			
2/18/94	! vs. Washington	L	1-4
2/20/94	! vs. Washington	L	5-6
2/25/99	\$ vs. Washington	L	12-16
2/28/99	\$ vs. Washington	W	9-6
2/17/00	^ vs. Washington	W	12-10
2/19/00	^ vs. Washington	W	14-3
! - Arthur J. Gallagher Tournament at San Diego			
^ - UNLV Coors Desert Classic in Las Vegas, Nev.			
^ - Phoenix-Oakland A's Tournament			
Washington State (1-2)			
2/22/08	at Washington State	W	8-4
2/23/08	at Washington State	L	3-8
2/24/08	at Washington State	L	4-5

Series Results

Wayne State (28-8)			
1967	Wayne State	W	10-5
1967	Wayne State	W	6-1
1968	Wayne State	L	3-7
1968	Wayne State	W	14-5
1969	Wayne State	W	7-5
1969	Wayne State	W	9-5
1970	Wayne State	W	5-0
1970	Wayne State	W	10-9
1973	Wayne State	L	0-1
4/2/74	Wayne State	L	6-7
4/2/74	Wayne State	L	5-9
4/8/75	Wayne State	L	5-6
4/8/75	Wayne State	W	7-6
4/21/75	Wayne State	W	8-4
4/21/75	Wayne State	W	5-1
1977	Wayne State	W	6-1
1977	Wayne State	W	8-3
1979	Wayne State	W	8-3
1979	Wayne State	W	9-0
3/22/83	Wayne State	W	10-3
3/22/83	Wayne State	W	11-1
3/26/86	Wayne State	W	8-3
2/28/90	Wayne State	W	8-1
2/21/91	Wayne State	W	15-3
2/22/92	Wayne State	L	4-5
2/22/92	Wayne State	W	10-1
3/23/93	Wayne State	W	8-1
3/23/93	Wayne State	W	5-4
4/21/93	Wayne State	L	4-7
3/19/94	Wayne State	W	22-0
3/19/94	Wayne State	W	16-1
3/20/94	Wayne State	W	2-1
4/23/96	Wayne State	L	4-7
4/25/98	Wayne State	W	13-2
4/26/98	Wayne State	W	7-2
Western Carolina (0-1)			
3/7/08	\$ vs. Western Carolina	L	8-11
S - Played in Houston, Texas			
Wichita State (52-120-1)			
1970	Wichita State	W	3-0
1970	Wichita State	W	5-4
1970	Wichita State	W	10-8
1978	Wichita State	W	15-7
1978	Wichita State	L	2-14
1978	Wichita State	W	14-3
1979	Wichita State	W	5-4
1979	Wichita State	L	1-9
5/15/80	^ at Wichita State	L	3-12
1981	* Wichita State	L	1-10
1981	* Wichita State	L	1-7
1981	* Wichita State	L	1-3
1981	* Wichita State	W	23-22
1981	* at Wichita State	L	5-6
1981	* at Wichita State	L	6-17
1981	* at Wichita State	L	9-16
1981	* at Wichita State	L	7-8
5/7/83	* Wichita State	L	4-5
5/7/83	* Wichita State	W	8-7
5/8/83	* Wichita State	L	0-3
5/8/83	* Wichita State	L	3-14
5/5/84	* Wichita State	W	2-1
5/5/84	* Wichita State	L	5-6
5/6/84	* Wichita State	W	6-0
5/6/84	* Wichita State	L	0-9
5/3/86	* Wichita State	L	0-7
5/3/86	* Wichita State	L	7-9
5/4/86	* Wichita State	L	3-6
5/4/86	* Wichita State	L	2-10
5/2/87	* at Wichita State	L	3-9
5/2/87	* at Wichita State	L	2-5
5/3/87	* at Wichita State	L	5-9
5/3/87	* at Wichita State	W	11-8
5/11/87	at Wichita State	L	5-6
5/16/87	^ at Wichita State	L	1-4
5/7/88	* Wichita State	L	6-7
5/7/88	* Wichita State	L	5-19
5/8/88	* Wichita State	L	4-6
5/8/88	* Wichita State	L	2-12
5/21/88	^ at Wichita State	L	5-11
5/22/88	^ at Wichita State	T	3-3 (8)
5/6/89	* at Wichita State	L	1-11
5/6/89	* at Wichita State	L	2-9
5/7/89	* at Wichita State	L	3-18
5/7/89	* at Wichita State	L	3-4
5/4/90	* Wichita State	W	7-3
5/5/90	* Wichita State	L	1-7
5/5/90	* Wichita State	L	1-7 (11)
5/6/90	* Wichita State	L	3-12
4/27/91	* at Wichita State	L	4-8
4/27/91	* at Wichita State	L	1-8
4/28/91	* at Wichita State	L	3-12
4/28/91	* at Wichita State	L	5-15
5/17/91	^ at Wichita State	L	1-14

5/18/91	^ vs. Wichita State	L	1-13
6/3/91	\$ vs. Wichita State	L	2-3 (12)
6/6/91	\$ vs. Wichita State	L	3-11
4/10/92	* Wichita State	W	9-4
4/11/92	* Wichita State	L	1-6
4/12/92	* Wichita State	W	7-3
5/15/92	^ at Wichita State	W	4-3 (12)
5/15/92	^ at Wichita State	L	0-5
4/23/93	* at Wichita State	L	1-2
4/24/93	* at Wichita State	L	4-6
4/25/93	* at Wichita State	W	9-8
5/21/93	^ at Wichita State	L	7-9
5/6/94	* Wichita State	L	4-6
5/7/94	* Wichita State	W	6-1
5/8/94	* Wichita State	L	8-9
5/20/94	^ at Wichita State	L	6-8
5/12/95	* at Wichita State	L	2-4
5/13/95	* at Wichita State	L	0-4
5/13/95	* at Wichita State	L	12-19
5/14/95	* at Wichita State	L	1-2
5/20/95	^ vs. Wichita State	W	11-9
4/26/96	* Wichita State	L	4-10
4/27/96	* Wichita State	L	3-8
4/27/96	* Wichita State	L	3-14
5/9/97	* at Wichita State	L	0-15
5/10/97	* at Wichita State	W	9-7
5/10/97	* at Wichita State	L	8-11
5/11/97	* at Wichita State	L	0-15
4/10/98	* #4 Wichita State	L	12-13
4/11/98	* #4 Wichita State	L	5-13
4/11/98	* #4 Wichita State	L	8-18
4/12/98	* #4 Wichita State	L	5-19
5/13/98	^ vs. #4 Wichita State	L	4-6
5/14/99	* at Wichita State	W	5-4 (10)
5/15/99	* at Wichita State	L	3-6
5/15/99	* at Wichita State	L	8-9
5/16/99	* at Wichita State	L	8-9
5/22/99	^ at Wichita State	L	2-11
3/24/00	* Wichita State	W	10-8
3/25/00	* Wichita State	W	8-1 (7)
3/25/00	* Wichita State	W	14-2 (8)
3/26/00	* Wichita State	L	7-8 (12)
5/18/00	^ at Wichita State	W	3-1
5/11/01	* at Wichita State	L	4-9
5/12/01	* at Wichita State	L	1-4
5/12/01	* at Wichita State	L	1-3
5/13/01	* at Wichita State	L	8-9 (12)
4/19/02	* #9 Wichita State	L	0-1
4/20/02	* #9 Wichita State	W	4-2 (7)
4/20/02	* #9 Wichita State	W	4-2
4/21/02	* #9 Wichita State	L	6-14
4/25/03	* at Wichita State	L	1-6
4/26/03	* at Wichita State	W	3-0 (7)
4/26/03	* at Wichita State	W	6-5
4/26/03	* at Wichita State	W	16-0 (7)
5/7/04	! * #12 Wichita State	W	4-1
5/8/04	* #12 Wichita State	W	2-1
5/8/04	* #12 Wichita State	W	8-1
5/9/04	* #12 Wichita State	L	2-15
4/22/05	* at Wichita State	L	0-8
4/23/05	* at Wichita State	L	3-4
4/24/05	* at Wichita State	W	10-1
5/27/05	^ at Wichita State	L	0-3
5/28/05	^ at Wichita State	W	4-3
5/28/05	^ at Wichita State	L	3-10
3/31/06	! * #13 Wichita State	W	2-1 (11)
4/1/06	* #13 Wichita State	W	3-0
4/2/06	* #13 Wichita State	L	1-3 (8)
5/24/06	^ at Wichita State	W	11-8
4/6/07	* at #8 Wichita State	W	3-2
4/7/07	* at #8 Wichita State	L	1-2
4/8/07	* at #8 Wichita State	L	1-7
5/26/07	^ vs. #12 Wichita State	L	1-2
5/26/07	^ vs. #12 Wichita State	W	10-9 (12)
4/12/08	! * #5 Wichita State	W	7-3
4/13/08	! * #5 Wichita State	L	3-11
4/13/08	! * #5 Wichita State	L	2-3
5/14/09	* at Wichita State	L	1-4
5/15/09	* at Wichita State	L	2-5
5/16/09	* at Wichita State	L	1-11 (7)
5/21/09	^ at Wichita State	W	11-0 (7)
5/23/09	^ at Wichita State	L	2-4
5/7/10	! * Wichita State	L	0-8
5/8/10	! * Wichita State	L	3-8
5/9/10	* Wichita State	L	7-8
5/6/11	* at Wichita State	L	0-8
5/7/11	* at Wichita State	W	7-5
5/8/11	* at Wichita State	L	3-12
5/28/11	^ Wichita State	W	3-1
5/17/12	* Wichita State	W	7-3
5/18/12	* Wichita State	L	0-2
5/19/12	* Wichita State	L	1-5
5/10/13	* at Wichita State	W	6-5
5/11/13	* at Wichita State	W	3-1
5/12/13	* at Wichita State	L	1-4

5/22/13	^ vs. Wichita State	L	4-11
5/10/16	at Wichita State	L	3-7
4/26/17	Wichita State	W	4-3 (10)
5/15/14	Wichita State	W	3-1
3/17/18	Wichita State	W	4-7
3/18/18	Wichita State	L	4-7
3/1/19	at Wichita State	L	5-7
3/1/19	at Wichita State	L	3-4
3/25/22	at Wichita State	W	6-1
3/26/22	at Wichita State	W	8-3
3/27/22	at Wichita State	L	3-6
3/18/23	at Wichita State	W	13-6 (14)
3/19/23	at Wichita State	L	2-12 (7)
* - MVC Regular Season game ^ - MVC Tournament			
\$ - College World Series (Omaha, Neb.)			
! - Played in Rosenblatt Stadium			
Winona State (1-0)			
3/20/04	Winona State	W	26-4 (7)
Winthrop (1-3)			
2/10/07	\$ at #25 Winthrop	L	3-4
3/31/17	Winthrop	W	7-1
4/1/17	Winthrop	L	0-4
4/2/17	Winthrop	L	1-2
\$ - Played in Rock Hill, S.C.			
Wisconsin State (4-0)			
1969	Wisconsin State	W	6-5
1969	Wisconsin State	W	5-0
1970	Wisconsin State	W	8-3
1970	Wisconsin State	W	13-6
Wright State (2-0)			
3/24/90	\$ vs. Wright State	W	3-2 (12)
3/29/90	\$ vs. Wright State	W	14-0
\$ - Rainbow Spring Tournament in Honolulu, Hawaii			
Wyoming (10-5)			
3/16/92	& vs. Wyoming	W	4-1
3/19/93	Wyoming	W	13-1
3/20/93	Wyoming	W	7-4
3/20/93	Wyoming	W	7-4
3/21/93	Wyoming	W	8-7
3/25/94	Wyoming	L	5-6
3/25/94	Wyoming	L	2-4
3/26/94	Wyoming	W	1-0
3/26/94	Wyoming	L	5-6
4/14/95	Wyoming	W	7-6
4/15/95	Wyoming	W	8-7
4/15/95	Wyoming	W	9-8
3/1/96	Wyoming	W	9-8
3/4/96	Wyoming	L	0-6
3/4/96	Wyoming	L	2-5
& - Best of the West Classic at Fresno State			

Xavier (22-22)			
3/9/84	! vs. Xavier	W	12-0
3/7/98	% vs. Xavier	W	9-5
5/15/14	* at Xavier	L	4-9
5/16/14	* at Xavier	W	7-2
5/17/14	* at Xavier	W	7-6 (12)
5/22/14	# vs. Xavier	W	9-2
5/25/14	# vs. Xavier	L	0-5
4/10/15	* Xavier	W	8-2
4/11/15	* Xavier	W	6-1
4/12/15	* Xavier	W	3-1
5/13/16	* at Xavier	W	4-2
5/14/16	* at Xavier	L	5-6
5/15/16	* at Xavier	L	4-6
5/27/16	^ vs. Xavier	L	3-5
5/29/16	^ vs. Xavier	L	7-8
4/28/17	* Xavier	L	1-2
5/26/17	& Xavier	L	6-7
4/20/18	* at Xavier	W	24-8
4/21/18	* at Xavier	W	7-3
4/22/18	* at Xavier	L	8-12
4/26/19	* Xavier	L	1-8
4/28/19	* Xavier	W	5-0 (7)
4/28/19	* Xavier	L	1-3
5/25/19	\$ vs. Xavier	W	9-8
5/20/21	* Xavier	L	5-10
5/21/21	* Xavier	L	2-6 (7)
5/21/21	* Xavier	W	3-2 (10)
5/22/21	* Xavier	W	3-2
5/29/21	\$ vs. Xavier	L	1-2
4/29/22	* at Xavier	W	8-7
4/30/22	* at Xavier	W	11-9
5/1/22	* at Xavier	L	3-9
5/27/22	\$ vs. Xavier	W	6-5
5/28/22	\$ vs. Xavier	L	8-27
5/5/23	* Xavier	L	0-11
5/6/23	* Xavier	L	1-4
5/7/23	* Xavier	L	1-3
4/12/24	* at Xavier	W	10-8
4/13/24	* at Xavier	L	9-15
4/14/24	* at Xavier	L	3-7
5/9/25	* Xavier	W	6-3
5/10/25	* Xavier	W	6-5
5/11/25	* Xavier	L	2-4
5/22/25	\$ vs. Xavier	W	11-8
! - Played in Miami, Fla.			
% - North Florida/Jacksonville Greyhound Classic			
* - BIG EAST Regular Season game			
# - BIG EAST Tournament - Played in Brooklyn, N.Y.			
^ - BIG EAST Tournament - Played in Aberdeen, Md.			
& - BIG EAST Tournament - Played in Omaha, Neb.			
\$ - BIG EAST Tournament - Played in Mason, Ohio			

* Records prior to 1966 were not accurately kept and results from 1976, 1982 and 1985 are also incomplete. The lack of accurate records is reflected in these results.



Year-by-Year Results

1966:12-12 Overall

Head Coach: Herb Millard

Opponent	W/L	Score
Peru State	L	0-6
Peru State	W	7-4
Dana College	W	2-1
Dana College	W	11-1
St. Cloud State	W	18-6
St. Cloud State	L	7-8
Hastings College	W	5-3
Hastings College	W	7-2
Offutt Air Force Base	L	10-11
Nebraska-Kearney	L	1-5
Nebraska-Kearney	L	2-5
Drake	L	0-2
Drake	L	2-7
Omaha	L	2-11
NW Missouri State	L	2-4
NW Missouri State	W	5-4
Omaha	L	4-6
Offutt Air Force Base	L	3-12
Concordia (Neb.)	W	11-2
Concordia (Neb.)	W	8-2
Nebraska Wesleyan	W	18-2
* vs. John F. Kennedy	W	7-1
* vs. Hastings College	W	2-0
* vs. Omaha	L	5-6

* - "W" Club Invitational (at Nebraska Wesleyan)

1967: 15-8 Overall

Head Coach: Herb Millard

Opponent	W/L	Score
Peru State	W	9-3
Peru State	W	4-2
St. Cloud State	L	7-12
NW Missouri State	L	4-11
NW Missouri State	W	4-3
Nebraska-Kearney	W	8-7
Nebraska-Kearney	L	12-15
Omaha	L	8-11
Hastings College	W	10-5
Hastings College	W	12-1
Wayne State (Neb.)	W	10-5
Wayne State (Neb.)	W	6-1
Dana College	W	7-2
Dana College	L	5-6
Offutt Air Force Base	W	10-8
* vs. John F. Kennedy	W	7-1
* vs. Hastings College	W	8-0
* vs. Omaha	L	2-4
Omaha	L	3-7
Concordia (Neb.)	L	4-10
Concordia (Neb.)	W	8-7
Drake	W	10-1
Drake	W	7-6

* - "W" Club Invitational (at Nebraska Wesleyan)

1968: 14-8 Overall

Head Coach: Herb Millard

Opponent	W/L	Score
Offutt Air Force Base	W	11-2
Offutt Air Force Base	W	12-2
Hastings College	W	7-6 (8)
Hastings College	W	9-2
St. Cloud State	L	0-6
St. Cloud State	W	2-1
North Dakota State	W	7-6 (8)
North Dakota State	L	8-12
Bradley	L	0-8
Bradley	W	9-7
Omaha	L	0-4
John F. Kennedy	W	4-3
John F. Kennedy	W	3-2
Wayne State (Neb.)	L	3-7
Wayne State (Neb.)	W	14-5
Drake	W	12-1
Drake	L	5-6
Dana College	W	15-2
Dana College	W	2-1
Offutt Air Force Base	W	13-9
Nebraska-Kearney	L	4-5
Nebraska-Kearney	L	8-10

1969: 11-24 Overall

Head Coach: Tom Trvdkik

Opponent	W/L	Score
St. Cloud State	L	2-3
Arkansas State	L	6-11
Arkansas State	W	5-2
John Brown Univ.	L	7-9
John Brown Univ.	W	10-2
John Brown Univ.	W	5-0
Central Missouri State	L	0-5
Central Missouri State	L	0-2
Wisconsin State	W	6-5
Wisconsin State	W	5-0
Bradley	L	1-8
Bradley	L	0-17
Pershing	L	2-3
Pershing	W	1-0
Drake	L	3-6
Drake	L	3-4
Iowa	L	0-5
Iowa	L	1-5
NW Missouri State	W	5-2
NW Missouri State	W	10-1
Omaha	W	8-5
Northern Illinois	L	7-8
Kansas State	L	1-12
Kansas State	L	2-7
South Dakota State	L	2-3
South Dakota State	L	5-8
Wayne State (Neb.)	W	7-5
Wayne State (Neb.)	W	9-5
Midwestern	L	2-4
Midwestern	L	7-8
Pershing	L	2-4
Pershing	L	2-7
Dana College	L	5-9
Dana College	L	2-7
Omaha	L	6-7

1970: 25-7 Overall

Head Coach: Larry Cochell

Opponent	W/L	Score
Wichita State	W	3-0
Wichita State	W	5-4
Wichita State	W	10-8
Wisconsin State	W	8-3
Wisconsin State	W	13-6
Drake	W	7-4
Drake	W	11-0
Nebraska-Kearney	W	10-2
Nebraska-Kearney	W	11-1
Minnesota	L	4-7
Minnesota	L	0-13
Minnesota	L	0-5
Wayne State (Neb.)	W	5-0
Wayne State (Neb.)	W	10-9
Omaha	L	3-6
Omaha	L	5-6
John F. Kennedy	W	6-3
John F. Kennedy	W	4-3
South Dakota	W	10-3
South Dakota	W	15-0
Oklahoma City	W	12-2
Oklahoma City	W	14-0
Oklahoma City	W	13-4
Nebraska Wesleyan	W	4-3
Nebraska Wesleyan	W	6-3
Denver	W	4-2
Denver	W	5-4
Drake	W	8-1
Drake	W	5-2
Air Force	L	1-2
Air Force	L	0-13

1971: 24-21 Overall

Head Coach: Larry Cochell

Opponent	W/L	Score
Oral Roberts	W	9-2
Oral Roberts	W	8-5
Oral Roberts	L	2-5
New Mexico	L	5-17
New Mexico	W	5-3
New Mexico	L	5-27
New Mexico	L	0-2
New Mexico	L	2-3
Doane	W	6-1
Doane	W	10-0
South Dakota State	W	8-1
South Dakota State	W	7-1
Nebraska Wesleyan	W	15-0
Nebraska Wesleyan	W	5-4
Drake	W	10-1
Drake	W	10-1
TCU	L	0-5
TCU	L	2-9
Southern Methodist	L	7-8
Southern Methodist	L	9-10
Southern Methodist	L	5-6
Southern Methodist	W	4-1
Saint Louis	L	1-4
Saint Louis	L	1-2
Saint Louis	W	4-0
Saint Louis	W	3-1
Minnesota	L	1-2
Minnesota	L	4-5
Minnesota	L	3-6
Minnesota	L	4-6
John F. Kennedy	W	6-5
John F. Kennedy	W	4-3
Omaha	W	3-1
Omaha	W	7-1
Missouri Western	W	2-1
Missouri Western	L	5-6
Arkansas	W	6-2
Arkansas	L	0-2
Arkansas	W	2-1
Arkansas	W	3-1
Parsons	L	1-3
Parsons	L	2-4
Denver	W	5-4
Denver	L	1-8

1972: 16-17 Overall

Head Coach: Dave Baker

Date	Opponent	W/L	Score
3/25	Kansas State	L	3-6
3/25	Kansas State	L	1-3
3/29	Oral Roberts	W	4-3 (8)
3/29	Oral Roberts	L	5-6
3/30	Oral Roberts	L	1-3
3/30	Oral Roberts	W	1-0 (8)
4/1	Oral Roberts	L	12-5
4/3	Texas Wesleyan	L	2-5
4/3	Loras College	L	0-1
4/4	Texas Wesleyan	L	2-3 (17)
4/4	Texas Wesleyan	W	4-1 (5)
4/5	Texas Wesleyan	L	2-8
4/8	Saint Louis	W	14-4
4/8	Saint Louis	W	8-1
4/9	Saint Louis	L	4-8
4/9	Saint Louis	W	8-1
4/11	Nebraska Wesleyan	L	2-3
4/11	Nebraska Wesleyan	W	11-0
4/16	Omaha	L	6-8
4/16	Omaha	W	2-0
4/18	Morningside	L	4-7
4/18	Morningside	W	8-6
4/21	Air Force	W	13-8
4/22	Air Force	L	9-10
4/22	Air Force	W	24-6
4/25	Iowa	W	5-4
4/25	Iowa	W	9-6
5/2	Parsons College	W	4-3 (10)
5/2	Parsons College	L	1-2
5/5	Denver	W	5-4
5/13	Iowa State	L	1-9
5/13	Iowa State	W	4-3

1973: 25-16 Overall

NCAA Regionals (0-2)

Head Coach: Dave Baker

Opponent	W/L	Score
Texas Wesleyan	L	2-3
Texas Wesleyan	L	4-6
Texas-Arlington	L	3-11
Doane	W	8-0
Doane	W	3-0
Kansas State	L	0-1
Kansas State	W	2-0
Kansas State	W	3-1
Tarkio	W	2-0
Tarkio	W	9-0
Dana College	W	5-2
John F. Kennedy	W	6-1
John F. Kennedy	W	2-1
Nebraska-Kearney	W	5-2
Nebraska-Kearney	W	4-2
Nebraska Wesleyan	W	3-2
Nebraska Wesleyan	W	9-1
Omaha	L	1-3 (14)
Omaha	W	8-1
Wayne State (Neb.)	L	0-1
Saint Louis	L	0-5
Saint Louis	W	5-2
Saint Louis	L	2-6
Saint Louis	W	4-2
Bellevue (Neb.)	W	5-0
Bellevue (Neb.)	W	6-1
Kansas State	L	1-2
Kansas State	W	10-4
Missouri Western	W	6-3
Parsons	W	4-2
Parsons	W	2-0
Nebraska	L	1-6
Nebraska	W	7-1
Arkansas	L	1-5
Arkansas	L	2-11
Arkansas	L	1-3
Arkansas	W	6-2
Iowa State	L	1-2
Iowa State	W	9-3
* Oklahoma	L	1-8
* Oral Roberts	L	4-11

* - District Five Playoffs

1974: 30-18 Overall

Head Coach: Dave Baker

Date	Opponent	W/L	Score
3/1	at Oral Roberts	W	6-2
3/2	at Oral Roberts	W	3-2
3/3	at Oral Roberts	L	2-3
3/4	at Oral Roberts	L	7-8
3/5	at Oral Roberts	W	5-1
3/6	at Arkansas	W	12-1
3/6	at Arkansas	L	4-12
3/18	Doane	W	6-0
3/18	Doane	W	6-1
3/22	at Kansas State	L	3-9
3/22	at Kansas State	L	2-3
3/27	Tarkio	W	6-2
3/27	Tarkio	W	4-0
3/29	John F. Kennedy	W	7-1
3/29	John F. Kennedy	W	7-6
4/1	Kansas State	W	4-3
4/1	Kansas State	W	5-1
4/2	Wayne State	L	6-7
4/2	Wayne State	L	5-9
4/6	at Drake	W	8-6
4/6	at Drake	L	3-4
4/6	at Drake	L	1-3
4/7	St. Thomas (Minn.)	W	13-1
4/8	St. Thomas (Minn.)	W	8-2
4/8	St. Thomas (Minn.)	W	14-2
4/13	Saint Louis	W	1-0
4/13	Saint Louis	W	5-1
4/13	Saint Louis	W	7-1
4/16	at Nebraska	L	5-7
4/16	at Nebraska	L	5-6
4/17	Bellevue (Neb.)	W	12-2
4/17	Bellevue (Neb.)	W	9-2
4/19	at Denver	L	2-6
4/20	at Denver	L	2-3
4/22	at Colorado	L	4-5
4/22	at Colorado	L	8-15
4/25	Nebraska Wesleyan	W	15-1
4/25	Nebraska Wesleyan	W	11-2
4/26	at Omaha	L	0-4
4/26	at Omaha	L	0-4
4/27	Omaha	W	2-1
4/27	Omaha	W	9-1
5/5	Midland	W	7-6
5/5	Midland	W	9-4
5/6	Bellevue (Neb.)	W	4-1
5/6	Bellevue (Neb.)	W	11-1
5/11	Iowa State	W	3-2
5/11	Iowa State	L	4-9

Year-by-Year Results

1975: 32-12 Overall

Head Coach: Dave Baker

Date	Opponent	W/L	Score
3/8	at Oral Roberts	L	0-3
3/21	at Kansas State	L	2-4
3/21	at Kansas State	W	3-1
3/22	at Kansas State	W	7-5
3/22	at Kansas State	L	1-2
3/23	at Kansas State	W	9-5
4/6	NW Missouri State	L	3-4
4/6	NW Missouri State	W	5-4
4/7	Tarkio College	W	12-0
4/7	Tarkio College	W	10-0
4/8	Wayne State (Neb.)	L	5-6
4/8	Wayne State (Neb.)	W	7-6
4/9	St. Thomas (Minn.)	W	3-0
4/9	St. Thomas (Minn.)	W	11-2
4/10	St. Thomas (Minn.)	W	4-3
4/10	St. Thomas (Minn.)	W	3-2
4/11	Saint Louis	W	4-1
4/11	Saint Louis	W	2-1
4/12	Saint Louis	W	16-6
4/12	Saint Louis	W	6-4
4/14	John F. Kennedy	W	7-1
4/14	John F. Kennedy	W	3-0
4/15	Kansas State	L	4-5
4/15	Kansas State	W	10-4
4/16	Bellevue (Neb.)	W	14-3
4/16	Bellevue (Neb.)	W	9-1
4/17	Dana College (Neb.)	W	2-0
4/17	Dana College	W	5-1
4/21	Wayne State (Neb.)	W	8-4
4/21	Wayne State (Neb.)	W	5-1
4/22	at Iowa State	L	3-5
4/22	at Iowa State	W	6-1
4/25	Tulsa	W	2-1
4/25	Tulsa	L	7-8
4/28	at Colorado	L	0-8
4/28	at Colorado	L	4-11
4/30	Midland	W	8-0
4/30	Midland	W	3-2
5/1	Omaha	L	3-4
5/1	Omaha	W	7-5
5/3	at Omaha	L	1-8
5/3	at Omaha	W	3-1
5/4	Chadron State	W	18-4
5/4	Chadron State	W	9-4

1976: 22-27-1 Overall

Head Coach: Dave Baker

Game-by-Game Results Not Available

1977: 15-16 Overall

Head Coach: Dave Baker

Opponent	W/L	Score
Arkansas	L	0-8
Oral Roberts	L	3-17
Oral Roberts	W	4-2
Oral Roberts	L	4-7
Oklahoma City	L	4-7
Oklahoma City	L	1-3
Kansas State	W	9-7
Benedictine	L	0-5
Kansas State	W	5-1
Kansas State	L	2-3
Omaha	L	2-7
Omaha	L	2-3
Nebraska Wesleyan	W	11-7
Saint Louis	L	3-5
Saint Louis	L	5-9
Saint Louis	W	6-1
Saint Louis	L	1-13
Nebraska	L	1-9
Nebraska	L	1-9
Bellevue (Neb.)	W	20-2
Omaha	W	8-7
Missouri Western	W	3-2
Missouri Western	L	4-14
Benedictine	W	8-7
Benedictine	W	9-2
Wayne State (Neb.)	W	6-1
Wayne State (Neb.)	W	8-3
Missouri Western	W	2-1
Missouri Western	W	12-10
Nebraska	L	4-6
Nebraska	W	3-0

1978: 19-20 Overall

Head Coach: Jerry Barteo

Opponent	W/L	Score
Tulsa	L	2-4
Tulsa	L	0-5
Oklahoma State	L	2-3
Oklahoma State	L	0-9
Oklahoma State	L	3-17
St. Cloud State	W	6-5
St. Cloud State	W	7-2
Dana College	W	1-0 (10)
Dana College	W	5-2
Omaha	L	1-2
Omaha	L	5-7
Wichita State	W	15-7
Wichita State	L	2-14
Wichita State	W	14-3
Nebraska	L	5-6
Nebraska	L	10-11
Missouri Western	L	1-7
Missouri Western	L	0-6
Saint Louis	L	2-5
Saint Louis	W	6-5
Saint Louis	L	1-8
Saint Louis	W	6-4
Nebraska	L	3-14
Nebraska	W	5-4 (8)
Bellevue (Neb.)	W	3-2
Bellevue (Neb.)	W	8-1
Nebraska-Kearney	W	12-6
Nebraska-Kearney	W	8-3
Nebraska Wesleyan	W	12-0
Omaha	W	2-1
Omaha	W	5-4
Iowa State	W	6-5
Iowa State	W	4-3
Iowa State	L	3-4 (10)
Iowa State	L	7-8
Nebraska	L	4-7 (10)
* Indiana State	L	2-5 (10)
* New Mexico State	W	6-4
* Indiana State	L	9-10

* MVC Tournament at Creighton

1979: 17-27-1 Overall

Head Coach: Jerry Barteo

Opponent	W/L	Score
Oklahoma State	L	0-4
Oklahoma State	L	9-10 (8)
Texas Wesleyan	W	Forfeit
Texas Wesleyan	W	Forfeit
Dallas Baptist	W	9-6 (8)
Dallas Baptist	L	7-13
Kansas State	L	4-10
Kansas State	T	3-3 (5)
NW Missouri State	L	4-5
NW Missouri State	L	3-4
Wayne State (Neb.)	W	8-3
Wayne State (Neb.)	W	9-0
Wichita State	W	5-4
Wichita State	L	1-9
Nebraska	L	8-10
Nebraska	L	3-15
Minnesota	L	6-11
Minnesota	W	3-2
Minnesota	L	4-10
Nebraska-Kearney	W	4-2
Nebraska-Kearney	W	14-4
NW Missouri State	L	2-4
NW Missouri State	W	10-7
Bellevue (Neb.)	L	3-4
Bellevue (Neb.)	L	7-13
Bellevue (Neb.)	W	4-2
Bellevue (Neb.)	W	2-0
Missouri Western	L	2-3
Missouri Western	W	10-0 (6)
Nebraska-Kearney	L	2-13
Nebraska-Kearney	L	7-8
Minnesota	L	14-0 (5)
Minnesota	L	2-9
Omaha	W	4-3
Omaha	W	8-7
Omaha	L	2-7
Nebraska-Kearney	W	19-6
Nebraska-Kearney	L	5-6
Nebraska-Kearney	W	10-3
Iowa State	L	4-12
Iowa State	L	0-2
Iowa State	L	1-2
Iowa State	L	4-8
* vs. Southern Illinois	L	2-9
* vs. Bradley	L	3-9

* - MVC Tournament at Wichita State

1980: 26-22-1 Overall

Head Coach: Jerry Barteo

Date	Opponent	W/L	Score
3/8	at Texas-El Paso	L	14-15 (11)
3/9	at Texas-El Paso	L	3-11
3/9	at Texas-El Paso	L	1-10
3/11	at New Mexico State	L	1-10
3/12	at New Mexico State	W	10-7 (11)
3/14	at New Mexico State	W	11-7
3/14	at New Mexico State	L	1-3
3/15	at Texas-El Paso	L	12-16
3/16	at Texas-El Paso	L	7-8
3/21	at Kansas State	L	4-8
3/21	at Kansas State	W	8-0
3/22	at Kansas State	W	14-12
3/24	at Concordia (Neb.)	W	15-2 (5)
3/24	at Concordia (Neb.)	W	21-1 (5)
4/2	at Benedictine	W	6-4
4/2	at Benedictine	T	0-0 (6)
4/4	USC	L	3-6
4/5	USC	L	5-16
4/7	Bellevue (Neb.)	W	4-2
4/7	Bellevue (Neb.)	W	10-1
4/9	at Nebraska	L	0-1
4/9	at Nebraska	L	1-5
4/12	at Omaha	L	2-3
4/12	at Omaha	W	3-2 (8)
4/13	Benedictine	L	3-4
4/13	Benedictine	W	6-5
4/14	Omaha	W	8-5
4/14	Omaha	W	4-3 (8)
4/16	Nebraska	L	1-5
4/16	Nebraska	L	1-13 (5)
4/18	at Nebraska-Kearney	W	5-3
4/18	at Nebraska-Kearney	W	13-3 (5)
4/20	North Dakota	W	4-3
4/20	North Dakota	W	10-3
4/21	at Bellevue (Neb.)	W	9-6
4/21	at Bellevue (Neb.)	W	9-0
4/22	at Kansas	W	6-3
4/22	at Kansas	W	4-2
4/25	Nebraska Wesleyan	W	6-0
4/25	Nebraska Wesleyan	W	6-1
4/29	Nebraska-Kearney	W	3-0
4/29	Nebraska-Kearney	W	19-1 (5)
5/1	at Bellevue (Neb.)	W	13-3 (5)
5/10	Iowa State	L	6-7
5/10	Iowa State	L	1-8
5/11	at Iowa State	L	1-2
5/11	at Iowa State	L	3-9
5/15	* at Wichita State	L	3-12
5/16	* vs. Southern Illinois	L	4-18

* - MVC Tournament at Wichita State



Photo Day in 1976

Year-by-Year Results

1981: 37-30, 6-10 MVC

Head Coach: Dave Underwood

Opponent	W/L	Score
at New Mexico	L	5-6
at New Mexico	W	5-4
at New Mexico	L	3-9
at New Mexico	L	5-10
at New Mexico	L	5-11
*at New Mexico State	L	1-2
*at New Mexico State	W	23-3
*at New Mexico State	W	3-0
*at New Mexico State	L	6-10
at Texas El-Paso	W	12-11
at Texas El-Paso	L	9-12
Kansas State	W	10-7
Kansas State	W	3-2
Kansas State	L	6-9
Kansas State	W	8-1
at Kansas State	L	9-13
at Kansas State	W	12-2 (5)
at Kansas State	L	10-13
at Kansas State	W	10-3
NW Missouri State	W	7-4
NW Missouri State	W	6-2
^ vs. St. Francis (Ill.)	W	5-4
^ vs. Arkansas State	L	8-9
^ vs. Missouri Southern	W	9-2 (5)
at Nebraska	L	7-8
at Nebraska	L	2-8
Bellevue (Neb.)	W	9-4 (8)
Bellevue (Neb.)	W	5-4
Iowa	L	2-7
Iowa	L	1-5
Iowa	L	3-4
Iowa	L	3-6
Bellevue (Neb.)	W	13-3 (6)
Bellevue (Neb.)	W	6-3
at Omaha	L	9-10
at Omaha	W	9-7
Benedictine	W	10-0 (5)
Benedictine	W	3-1
North Dakota State	L	1-3
North Dakota State	W	7-3
at Illinois-Chicago	W	Forfeit
at St. Xavier (Ill.)	W	7-5
at St. Xavier (Ill.)	W	8-4
at Lewis	L	5-11
at Lewis	W	14-3
Omaha	L	2-3
Omaha	W	10-6
Briar Cliff	W	11-1 (5)
Briar Cliff	W	5-2
* New Mexico State	L	2-6
* New Mexico State	W	9-4
* New Mexico State	W	20-17
* New Mexico State	W	12-4
Nebraska Wesleyan	W	10-2
Nebraska Wesleyan	W	11-8
Nebraska-Kearney	W	10-6
Nebraska-Kearney	W	11-8
Nebraska	L	3-5
Nebraska	L	8-9
* Wichita State	L	1-10
* Wichita State	L	1-7
* Wichita State	L	1-3
* Wichita State	W	23-22
* at Wichita State	L	5-6
* at Wichita State	L	6-17
* at Wichita State	L	9-16
* at Wichita State	L	7-8

* - MVC Regular Season game

^ - Missouri Southern Tournament (2nd)

1982: 32-23, 1-7 MVC

Head Coach: Dave Underwood

Game-by-Game Results Not Available

1983: 39-17, 5-3 MVC

Head Coach: Dave Underwood

Opponent	W/L	Score
Phillips	L	5-7
Phillips	W	6-4
South Dakota	W	10-0
Midwestern	L	5-7
Midwestern	W	4-0
Hardin Simmons	L	5-7
Hardin Simmons	W	18-11
Texas-Arlington	W	19-12
Texas-Arlington	L	8-9
Dallas Baptist	L	5-6
Dallas Baptist	W	14-8
Kansas State	W	3-2
Notre Dame	W	6-5
Wayne State (Neb.)	W	10-3
Wayne State (Neb.)	W	11-1
Nebraska-Kearney	W	8-2
Nebraska-Kearney	W	6-5
Minnesota-Mankato	L	6-7
Minnesota-Mankato	L	3-11
* New Mexico State	W	4-3
* New Mexico State	W	8-0
* New Mexico State	W	15-7
* New Mexico State	W	10-2
Northern Iowa	W	11-1
Grand View	W	7-0
Grand View	W	14-3
Minnesota	W	11-10
Minnesota	W	10-0
Minnesota	W	12-2
Minnesota	W	10-8
Omaha	W	10-3
Omaha	W	11-1
Nebraska-Kearney	W	9-4
Nebraska-Kearney	W	9-1
Bellevue (Neb.)	W	12-0
Bellevue (Neb.)	W	14-3
Iowa State	W	4-0
Iowa State	L	2-6
Iowa	L	3-7
Iowa	W	5-1
Iowa	L	1-2
Iowa	W	6-1
Omaha	W	9-6
Omaha	L	8-7
Nebraska	L	9-11
Nebraska	W	6-5
Bellevue (Neb.)	W	15-0
Bellevue (Neb.)	W	19-2
Augustana (S.D.)	W	11-1
Augustana (S.D.)	W	11-0
* Wichita State	L	4-5
* Wichita State	W	8-7
* Wichita State	L	0-3
* Wichita State	L	3-14
^ vs. Indiana State	L	9-13
^ vs. Southern Illinois	L	6-20

* - MVC Regular Season game

^ - MVC Tournament at Wichita State

1984: 23-21, 2-10 MVC

Head Coach: Dave Underwood / Jim Hendry

Opponent	W/L	Score
\$ vs. Xavier	W	12-0
\$ vs. Saint Joseph's	L	2-5
\$ vs. Villanova	W	5-4
\$ vs. La Salle	W	16-3
% vs. Princeton	W	10-4
% vs. Maryland	W	7-3
at Stetson	L	1-4
% at Rollins	W	3-2
% vs. Princeton	L	5-10
% vs. Maryland	W	7-5
at Stetson	L	2-11
% at Rollins	W	13-12
at Minnesota	L	2-5
at Minnesota	L	1-4
at Minnesota	W	7-3
at Minnesota	L	1-5
at Nebraska	L	1-14
at Nebraska	W	4-2
4/6 Grand View	W	6-4
4/6 Grand View	W	10-5
* at Bradley	L	0-6
* at Bradley	L	1-7
4/18 Nebraska-Kearney	W	1-0 (8)
4/18 Nebraska-Kearney	W	6-5 (8)
4/19 Doane	W	6-1
4/19 Doane	W	4-3

Jim Hendry takes over as coach

4/20 * Illinois State	L	2-6
4/20 * Illinois State	L	1-2
4/24 Omaha	W	8-7
4/24 Omaha	L	3-7
4/25 Nebraska	L	0-11
4/25 Nebraska	W	4-2
* at Southern Illinois	L	1-2
* at Southern Illinois	L	1-2
* at Southern Illinois	L	5-6
* at Southern Illinois	L	0-4
5/1 Grand View	L	2-3
5/1 Grand View	W	13-4
at Iowa State	W	3-2
at Iowa State	W	11-2
5/5 * Wichita State	W	2-1
5/5 * Wichita State	L	5-6
5/6 * Wichita State	W	6-0
5/6 * Wichita State	L	0-9

\$ - Played in Miami, Fla.

% - Rollins Baseball Week Invite at Stetson

* - MVC Regular Season game

1985: 35-27, 7-13 MVC

Head Coach: Jim Hendry

Game-by-Game Results Not Available

1986: 33-29-1, 6-14 MVC

Head Coach: Jim Hendry

Date	Opponent	W/L	Score
3/7	\$ vs. Navy	W	8-4
3/7	\$ vs. Navy	W	9-6
3/9	\$ vs. Fairleigh Dickinson	W	17-3
3/9	\$ vs. Fairleigh Dickinson	W	6-2
3/10	\$ vs. Connecticut Wesleyan	W	11-5
3/12	\$ vs. Maine	W	7-4
3/13	\$ vs. St. Thomas (Fla.)	W	6-4
3/15	\$ vs. Rutgers	W	14-1
3/15	\$ vs. Lowell	W	8-3
3/16	at Miami (Fla.)	L	1-2
3/17	\$ vs. St. Francis (N.Y.)	W	7-3
3/18	\$ vs. Michigan State	L	1-3 (14)
3/22 Benedictine	W	22-4	
3/22 Benedictine	W	24-7	
3/23	at Kansas State	L	5-6 (15)
3/24 Omaha	W	33-9	
3/24 Omaha	W	16-1	
3/26 Wayne State (Neb.)	W	8-3	
3/28 Morningside	W	19-1	
3/28 Morningside	W	13-3	
3/29 Briar Cliff	W	19-13	
3/29 Briar Cliff	W	12-2	
3/30 NW Missouri State	W	20-6	
3/31 Nebraska-Kearney	W	14-4	
3/31 Nebraska-Kearney	L	6-13	
4/2	at Iowa State	L	1-2
4/2	at Iowa State	T	3-3
4/5	* at Southern Illinois	W	8-5
4/5	* at Southern Illinois	L	2-5
4/6	* at Southern Illinois	L	1-5
4/6	* at Southern Illinois	W	7-5
4/8 Nebraska Wesleyan	W	10-0	
4/8 Nebraska Wesleyan	W	13-7	
4/9 Iowa State	W	9-2	
4/9 Iowa State	L	4-6	
4/10 Grand View	L	8-12	
4/12 * Indiana State	L	1-5	
4/12 * Indiana State	L	1-4	
4/13 * Indiana State	L	0-1	
4/13 * Indiana State	L	1-6	
4/15	at Minnesota	L	3-5
4/16	at Minnesota	L	14-15
4/19 * Illinois State	W	6-5	
4/19 * Illinois State	L	3-4	
4/20 * Illinois State	L	1-4	
4/20 * Illinois State	L	2-11	
4/23	at Nebraska	L	4-5
4/24	at Nebraska	W	6-5
4/26	* at Bradley	W	10-5
4/26	* at Bradley	W	8-1
4/27	* at Bradley	L	6-7
4/27	* at Bradley	W	16-9
4/30 Nebraska	L	0-5	
4/30 Nebraska	W	4-2	
5/3 * Wichita State	L	0-7	
5/3 * Wichita State	L	7-9	
5/4 * Wichita State	L	3-6	
5/4 * Wichita State	L	2-10	
5/11 Kansas State	L	5-7	
5/16	^ at Southern Illinois	L	1-3
5/16	^ vs. Bradley	W	5-3
5/17	^ vs. Indiana State	L	0-5

\$ - Played in Miami, Fla.

* - MVC Regular Season game

^ - MVC Tournament at Southern Illinois

Year-by-Year Results

1987: 35-24, 9-11 MVC				1988: 43-21-1, 12-8 MVC				1989: 37-26, 9-11 MVC				1990: 48-22, 13-7 MVC			
Head Coach: Jim Hendry				Head Coach: Jim Hendry				Head Coach: Jim Hendry				Head Coach: Jim Hendry			
Date	Opponent	W/L	Score	Date	Opponent	W/L	Score	Date	Opponent	W/L	Score	Date	Opponent	W/L	Score
3/4	Morningside	W	23-4	2/28	Mount Marty	W	8-7	3/4	\$ vs. Georgetown	W	7-5	2/23	Grand View	W	7-1
3/8	\$ vs. Navy	W	14-3	2/28	Mount Marty	W	16-3	3/6	\$ vs. La Salle	W	15-11	2/23	Grand View	W	5-2
3/8	\$ vs. Navy	W	4-1	3/4	at Florida Memorial	W	28-3	3/7	at Nova Southeastern	L	1-5	2/27	Grand View	W	9-2
3/9	\$ vs. Maine	W	7-6	3/6	\$ vs. Fairleigh Dickinson	W	11-2	3/8	\$ vs. Fairleigh Dickinson	W	12-4	2/27	Grand View	W	8-1
3/10	\$ vs. Fairleigh Dickinson	W	9-8	3/7	\$ vs. Navy	W	8-4	3/9	\$ vs. Faulkner	W	2-1	2/28	Wayne State (Neb.)	W	11-1
3/11	at St. Thomas (Fla.)	W	7-5	3/8	\$ vs. Fairleigh Dickinson	W	4-2	3/9	\$ vs. Fairleigh Dickinson	W	13-0	3/1	Doane	W	20-1
3/11	\$ vs. Georgetown	W	8-3	3/9	\$ vs. Purdue	W	13-6	3/10	\$ vs. Purdue	L	2-3	3/1	Doane	W	3-0
3/12	\$ vs. Fairleigh Dickinson	L	2-8	3/9	\$ vs. Purdue	W	7-4	3/10	\$ vs. Faulkner	L	6-7	3/3	Northern Iowa	W	6-1
3/13	\$ vs. Georgetown	W	14-5	3/10	\$ vs. Purdue	L	3-5	3/11	\$ vs. Purdue	W	10-4	3/3	Northern Iowa	W	6-3
3/13	at St. Thomas (Fla.)	W	12-8	3/11	\$ vs. Fairleigh Dickinson	L	4-5	3/12	at Miami (Fla.)	L	1-2	3/4	Northern Iowa	W	5-4
3/14	at St. Thomas (Fla.)	L	4-11	3/11	at St. Thomas (Fla.)	L	2-4	3/13	at Miami (Fla.)	L	5-6	3/5	Mount Marty	W	11-0
3/15	at Miami (Fla.)	W	5-2	3/13	at Miami (Fla.)	L	2-11	3/18	at Air Force	W	19-4	3/11	at Air Force	W	7-0
3/15	at Miami (Fla.)	L	9-10	3/13	\$ vs. Maine	W	9-5	3/18	at Air Force	W	11-7	3/11	at Air Force	W	13-3
3/21	Saint Louis	W	12-1	3/14	at Miami (Fla.)	T	9-9	3/19	at Air Force	W	6-3	3/12	at Northern Colorado	W	5-3
3/21	Saint Louis	W	5-2	3/19	Briar Cliff	W	9-8	3/22	at Kansas	W	7-5 (16)	3/14	vs. Regis	W	6-2
3/22	Saint Louis	W	10-0	3/20	Bellevue (Neb.)	W	15-1	3/22	at Kansas	W	4-3	3/16	at UNLV	L	1-2
3/22	Saint Louis	W	2-1	3/21	Benedictine	W	22-0	3/24	Nebraska-Kearney	W	13-1	3/17	at UNLV	L	5-6
3/27	at Grand View	L	7-8	3/22	Bellevue (Neb.)	W	24-9	3/24	Nebraska-Kearney	L	2-3	3/17	at UNLV	L	0-3
3/28	at Northern Iowa	L	2-3	3/24	at Saint Louis	W	4-1	3/25	Kansas State	L	4-10	3/20	Kansas	W	5-0
3/28	at Northern Iowa	L	5-6	3/24	at Saint Louis	W	12-0	3/26	Mount Marty	W	19-4	3/24	\$ vs. Wright State	W	3-2 (12)
4/4	* Southern Illinois	L	2-3	3/27	Kansas	W	14-8	3/28	Kansas	W	5-3	3/25	\$ vs. Iona	W	6-3
4/4	* Southern Illinois	L	2-5	3/29	Kansas State	W	11-3	3/29	Iowa State	L	1-10	3/26	\$ at Hawai'i	L	7-11
4/5	* Southern Illinois	W	7-6	3/30	Morningside	W	15-5	3/29	Iowa State	L	4-8	3/27	\$ vs. Oklahoma State	L	0-5
4/5	* Southern Illinois	L	8-13	4/1	at Oral Roberts	L	2-8	3/30	at Northern Iowa	W	11-4	3/27	\$ vs. Georgia Tech	W	5-4
4/7	Nebraska Wesleyan	W	19-4	4/2	at Oral Roberts	W	10-5	4/1	at St. Xavier (Ill.)	L	3-4	3/28	\$ at Hawai'i	L	3-8
4/8	Iowa State	W	13-5	4/2	at Oral Roberts	L	1-13	4/1	at St. Xavier (Ill.)	W	14-7	3/29	\$ vs. Wright State	W	14-0
4/8	Iowa State	W	9-6	4/4	at Omaha	W	4-3	4/2	at Illinois-Chicago	W	3-2	3/30	\$ vs. Iona	W	11-7
4/11	* at Indiana State	L	9-19	4/6	Grand View	W	10-6	4/2	at Illinois-Chicago	W	8-1	3/31	\$ vs. Georgia Tech	L	2-3 (10)
4/11	* at Indiana State	W	5-3	4/9	* at Bradley	L	3-7	4/4	at Omaha	W	14-1	3/31	\$ vs. Oklahoma State	W	6-1
4/12	* at Indiana State	W	9-7	4/9	* at Bradley	W	11-4	4/5	at Nebraska	W	4-2	4/4	Nebraska	W	6-0
4/12	* at Indiana State	L	8-9	4/10	* at Bradley	L	4-5	4/5	at Nebraska	W	9-4	4/7	* Indiana State	W	10-9
4/16	Oral Roberts	L	7-12	4/10	* at Bradley	W	5-3	4/8	* Bradley	L	6-10	4/7	* Indiana State	W	9-4
4/18	* at Illinois State	W	5-3	4/13	at Iowa State	L	2-7	4/8	* Bradley	W	5-3	4/8	* Indiana State	W	7-8
4/18	* at Illinois State	W	9-7	4/16	* Indiana State	W	10-4	4/9	* Bradley	W	12-2	4/8	* Indiana State	W	9-7
4/19	* at Illinois State	W	7-6	4/16	* Indiana State	W	13-1	4/9	* Bradley	W	4-2	4/11	Iowa State	L	1-8
4/19	* at Illinois State	W	14-8	4/17	* Indiana State	W	5-2	4/11	Briar Cliff	W	20-7	4/11	Iowa State	L	3-9
4/21	at Kansas State	L	6-8	4/17	* Indiana State	W	9-0	4/12	at Iowa State	L	0-4	4/12	Nebraska-Kearney	W	14-4
4/22	at Iowa State	L	0-7	4/18	at Kansas State	L	11-13	4/15	* at Indiana State	L	1-8	4/14	* at Southern Illinois	L	7-8
4/25	* Bradley	L	1-8	4/20	Iowa State	L	4-6	4/15	* at Indiana State	L	2-8	4/14	* at Southern Illinois	L	1-3
4/25	* Bradley	L	5-7	4/20	Iowa State	W	8-1	4/16	* at Indiana State	W	14-9	4/15	* at Southern Illinois	L	2-3
4/26	* Bradley	L	3-9	4/23	* at Southern Illinois	L	4-9	4/16	* at Indiana State	L	8-13	4/15	* at Southern Illinois	W	8-6
4/26	* Bradley	W	8-4	4/23	* at Southern Illinois	W	9-5	4/18	Kansas	W	8-3	4/18	at Iowa State	W	6-2
4/28	Omaha	W	16-4	4/24	* at Southern Illinois	W	8-1	4/19	Oral Roberts	W	4-2	4/18	at Iowa State	W	5-1
4/28	Omaha	W	14-8	4/24	* at Southern Illinois	L	6-9	4/20	Oral Roberts	L	6-9	4/21	* Illinois State	W	11-1
4/29	Nebraska	L	3-5	4/27	Omaha	W	10-0	4/22	Southern Illinois	W	6-2	4/21	* Illinois State	W	6-2
4/3	at Nebraska	W	10-5	4/28	at Kansas	L	7-10	4/22	Southern Illinois	W	13-2	4/22	* Illinois State	W	12-4
5/2	* at Wichita State	L	3-9	4/30	* Illinois State	W	5-4 (13)	4/23	Southern Illinois	W	6-2	4/22	* Illinois State	W	9-3
5/2	* at Wichita State	L	2-5	4/30	* Illinois State	W	17-12	4/23	Southern Illinois	L	2-5	4/24	at Kansas State	L	14-18
5/3	* at Wichita State	L	5-9	5/1	* Illinois State	W	20-9	4/26	Nebraska	W	4-2	4/25	Nebraska	W	6-5
5/3	* at Wichita State	W	11-8	5/1	* Illinois State	W	17-11	4/26	Nebraska	L	4-7	4/28	* at Bradley	W	4-1
5/7	Doane	W	4-1	5/4	Minnesota	W	6-2	4/29	* at Illinois State	W	13-0	4/28	* at Bradley	W	7-2
5/7	Doane	W	9-1	5/4	Minnesota	W	6-1	4/29	* at Illinois State	L	4-5	4/29	* at Bradley	W	18-6
5/10	at Oral Roberts	W	10-5	5/5	Northern Iowa	W	15-5	4/30	* at Illinois State	L	5-12	4/29	* at Bradley	W	11-0
5/11	at Wichita State	L	5-6	5/7	* Wichita State	L	6-7	4/30	* at Illinois State	W	5-4	4/29	* at Bradley	W	16-12
5/14	^ vs. Bradley	W	8-1	5/7	* Wichita State	L	5-19	5/4	Northern Iowa	W	14-4	4/1	at Nebraska	L	0-12
5/15	^ vs. Indiana State	L	8-12	5/8	* Wichita State	L	4-6	5/6	* at Wichita State	L	1-11	4/2	at Nebraska	L	7-3
5/16	^ vs. Bradley	W	8-5	5/8	* Wichita State	L	2-12	5/6	* at Wichita State	L	2-9	5/4	* Wichita State	W	1-7
5/16	^ at Wichita State	L	1-4	5/11	Nebraska	L	2-14	5/7	* at Wichita State	L	3-18	5/5	* Wichita State	L	1-7 (11)
	\$ - Played in Miami, Fla.			5/12	at Nebraska	W	6-5	5/7	* at Wichita State	L	3-4	5/5	* Wichita State	L	3-12
	* - MVC Regular Season game			5/15	at Missouri	W	8-4	5/11	at Kansas State	W	16-7	5/6	* Wichita State	L	13-2
	^ - MVC Tournament at Wichita State			5/19	^ vs. Illinois State	W	5-4	5/18	^ vs. Southern Illinois	L	4-7	5/13	SE Oklahoma State	W	7-6
				5/20	^ vs. Southern Illinois	W	10-5	5/18	^ vs. Illinois State	W	10-4	5/16	^ vs. Indiana State	W	3-1
				5/21	^ at Wichita State	L	5-11	5/19	^ vs. Southern Illinois	L	2-6	5/17	^ vs. Southern Illinois	W	5-4
				5/21	^ vs. Indiana State	W	3-1		\$ - Played in Miami, Fla.			5/18	^ vs. Southern Illinois	L	5-7
				5/22	^ at Wichita State	T	3-3 (8)		* - MVC Regular Season game			5/18	^ vs. Indiana State	W	8-4
					\$ - Played in Miami, Fla.				^ - MVC Tournament at Wichita State			5/19	^ vs. Southern Illinois	L	8-9
					* - MVC Regular Season game							5/25	% vs. Clemson	W	9-6
					^ - MVC Tournament at Wichita State							5/26	% vs. Cal State Fullerton	L	3-6
					(Wichita State earns automatic bid to NCAA Tournament as regular-season champion.)							5/27	% vs. Clemson	W	4-3
												5/27	% at Texas	L	9-11
													\$ - Rainbow Spring Tournament in Honolulu, Hawaii		
													* - MVC Regular Season game		
													^ - MVC Tournament at Wichita State		
													% - NCAA Central Regional (Austin, Texas)		

Year-by-Year Results

1991: 51-22, 16-8 MVC NCAA Regionals (4-0) College World Series (2-2) Head Coach: Jim Hendry				1992: 41-19-1, 15-5 MVC NCAA Regionals (1-2) Head Coach: Todd Wenberg				1993: 32-25, 10-11 MVC Head Coach: Todd Wenberg				1994: 28-29, 13-8 MVC Head Coach: Jack Dahm			
Date	Opponent	W/L	Score	Date	Opponent	W/L	Score	Date	Opponent	W/L	Score	Date	Opponent	W/L	Score
2/16	Mount Marty	W	18-1	2/22	Wayne State (Neb.)	L	4-5	3/5	at Texas	L	6-7	2/16	\$ at San Diego State	L	5-16
2/21	Wayne State (Neb.)	W	15-3	2/22	Wayne State (Neb.)	W	10-1	3/6	at Texas	L	0-11	2/18	\$ vs. Washington	L	1-4
2/24	Regis	W	9-7	2/23	Mount Marty	W	8-4	3/7	at Texas	L	4-5 (10)	2/19	\$ vs. Toledo	W	13-10
2/24	Regis	W	23-0	2/25	Peru State	W	7-0	3/9	at Rice	L	2-3	2/20	\$ vs. Washington	L	5-6
2/27	Doane	W	20-0	2/28	! vs. Louisiana Tech	W	6-5	3/10	\$ vs. Maine	W	2-1	2/20	\$ vs. Toledo	L	6-10
2/28	Grand View	W	31-6	2/29	! vs. Ohio State	W	5-4	3/11	\$ vs. Evansville	W	4-3	3/3	at UNLV	L	5-7
3/5	at Kansas	L	11-13 (10)	2/29	! at McNeese State	L	8-10	3/12	\$ vs. Bellevue	L	5-9	3/4	at UNLV	L	2-7
3/7	Colorado State	W	16-8	3/1	! vs. Ohio State	W	13-2	3/13	\$ vs. UTRGV	W	1-0 (10)	3/5	at UNLV	W	12-8
3/7	Colorado State	W	11-3	3/2	at Lamar	W	9-0	3/19	Wyoming	W	13-1	3/8	vs. Oklahoma	L	0-8
3/8	Colorado State	W	15-1	3/4	at SE Louisiana	L	1-11	3/20	Wyoming	W	7-4	3/8	at Houston	L	8-9
3/11	& vs. North Carolina	W	12-2	3/6	# vs. Oklahoma State	W	10-9	3/20	Wyoming	W	7-4	3/10	# vs. Sam Houston State	W	10-5
3/12	& vs. Virginia Tech	W	6-3	3/7	# vs. Maine	W	6-5 (10)	3/21	Wyoming	W	8-7	3/11	# at Houston	W	5-2
3/13	& vs. CS Northridge	L	5-9	3/7	# at SW Louisiana	L	5-6	3/23	Wayne State (Neb.)	W	8-1	3/12	# vs. Chicago State	W	17-1
3/14	& vs. St. John's (N.Y.)	W	15-8	3/8	# at SW Louisiana	L	1-5	3/23	Wayne State (Neb.)	W	5-4	3/12	# vs. Indiana State	W	7-1
3/15	& vs. Iowa State	W	9-6	3/16	& vs. Wyoming	W	4-1	3/24	at Kansas State	L	1-4	3/14	at Texas	L	6-11
3/16	& vs. CS Northridge	W	3-1	3/17	& vs. Nevada	T	7-7	3/26	at Nebraska	W	10-4	3/17	Kansas	L	7-9
3/20	Iowa State	L	5-8	3/18	& vs. CS Northridge	L	2-12	3/27	Nebraska	W	10-2	3/19	Wayne State (Neb.)	W	22-0
3/22	at Oklahoma	L	12-17	3/19	& at Fresno State	W	10-9 (10)	3/27	Nebraska	W	9-4	3/19	Wayne State (Neb.)	W	16-1
3/23	vs. South Dakota State	W	12-5	3/20	& at Fresno State	L	3-13	3/28	at Nebraska	L	2-3	3/20	Wayne State (Neb.)	W	2-1
3/24	at Oklahoma State	W	25-8	3/21	& vs. New Mexico	L	0-4	3/31	at Minnesota	L	2-4	3/22	at Nebraska	L	6-7
3/25	vs. Arkansas-Little Rock	W	6-3	3/25	Kansas	W	5-0	4/3	* Southern Illinois	W	2-1	3/25	Wyoming	L	5-6
3/25	at Oklahoma State	L	5-20	3/27	Nebraska-Kearney	W	6-3	4/3	* Southern Illinois	L	2-3	3/25	Wyoming	L	2-4
3/25	at Oklahoma State	L	5-20	3/29	* Bradley	W	6-2	4/4	* Southern Illinois	W	14-11	3/26	Wyoming	W	1-0
3/30	* Bradley	W	13-2	3/29	* Bradley	W	3-2	4/6	Grand View	W	4-3	3/26	Wyoming	L	5-6
3/30	* Bradley	L	0-8	4/1	at Nebraska	W	19-1	4/8	at Illinois	W	11-10	3/30	at Minnesota	L	1-9
3/31	* Bradley	W	7-2	4/1	at Nebraska	W	19-1	4/9	* at Indiana State	L	3-4	4/2	* at Southern Illinois	L	11-14
3/31	* Bradley	W	15-0	4/3	* at Southern Illinois	L	1-3	4/10	* at Indiana State	L	1-6	4/2	* at Southern Illinois	W	8-3
4/3	at Nebraska	L	7-8 (10)	4/4	* at Southern Illinois	W	11-6	4/11	* at Indiana State	W	7-4	4/3	* at Southern Illinois	L	11-12
4/3	at Nebraska	W	6-5 (11)	4/5	* at Southern Illinois	W	7-2	4/14	Iowa State	W	13-6	4/6	Omaha	W	9-3
4/6	* at Indiana State	L	11-12	4/7	Hawaii-Pacific	W	8-7	4/14	Iowa State	W	9-1	4/9	* at Bradley	W	16-3
4/6	* at Indiana State	W	10-5	4/8	Kansas State	W	5-2	4/15	Doane	W	18-0	4/9	* at Bradley	W	11-5
4/7	* at Indiana State	L	4-7	4/10	* Wichita State	W	9-4	4/17	* Missouri State	L	1-9	4/10	* at Bradley	L	5-8
4/7	* at Indiana State	W	14-0	4/11	* Wichita State	L	1-6	4/17	* Missouri State	L	6-8	4/13	Omaha	W	4-3
4/9	Omaha	W	30-10	4/12	* Wichita State	W	7-3	4/18	* Missouri State	W	4-2	4/13	Omaha	W	9-2
4/10	at Iowa State	L	8-9	4/15	Nebraska	W	8-6	4/21	Wayne State	L	4-7	4/15	Omaha	W	9-2
4/13	* Southern Illinois	W	12-1	4/18	* Indiana State	W	5-1	4/21	Briar Cliff	W	9-4	4/15	* Illinois State	W	7-6
4/13	* Southern Illinois	W	3-0	4/18	* Indiana State	L	6-12	4/22	Kansas State	W	6-3	4/16	* Illinois State	W	17-10
4/14	* Southern Illinois	W	7-3	4/19	* Indiana State	L	7-8 (10)	4/23	* at Wichita State	L	1-2	4/17	* Illinois State	W	12-2
4/14	* Southern Illinois	W	5-2	4/22	at Kansas	W	7-2	4/24	* at Wichita State	L	4-6	4/18	at Kansas	L	9-10
4/17	Kansas	W	12-3	4/24	vs. Grand View	L	12-13	4/25	* at Wichita State	W	9-8	4/21	at Iowa State	W	10-5
4/20	* Missouri State	W	7-1	4/25	* at Northern Iowa	W	10-3	4/27	Omaha	L	6-14	4/23	* at Northern Iowa	W	13-3
4/20	* Missouri State	W	5-3	4/25	* at Northern Iowa	W	16-5	4/27	Omaha	W	7-1	4/24	* at Northern Iowa	L	4-5
4/21	* Missouri State	W	4-3	4/26	* at Northern Iowa	W	7-1	4/30	* at Illinois State	W	5-4	4/24	* at Northern Iowa	W	11-4
4/21	* Missouri State	W	8-3	4/29	Iowa State	L	6-12	5/1	* at Illinois State	L	1-4	4/26	Missouri	L	11-14
4/23	Kansas State	W	7-4	4/30	Omaha	W	6-5	5/2	* at Illinois State	W	2-0	4/30	* Indiana State	W	15-3
4/24	at Kansas State	L	2-6	5/1	Doane	W	9-3	5/7	* Northern Iowa	W	10-2	5/1	* Indiana State	W	7-5
4/27	* at Wichita State	L	4-8	5/2	* Illinois State	W	6-4	5/9	* Northern Iowa	W	7-1	5/6	* Wichita State	L	4-6
4/27	* at Wichita State	L	1-8	5/2	* Illinois State	W	13-12	5/9	* Northern Iowa	W	9-1	5/7	* Wichita State	W	6-1
4/28	* at Wichita State	L	3-12	5/3	* Illinois State	W	5-3	5/12	at Missouri	L	1-8	5/8	* Wichita State	L	8-9
4/28	* at Wichita State	L	5-15	5/8	* at Missouri State	W	11-3	5/14	* at Bradley	L	1-2 (10)	5/11	at Missouri	L	13-17
5/1	Nebraska	L	3-5	5/9	* at Missouri State	W	6-5	5/15	* at Bradley	L	6-7 (10)	5/13	* at Missouri State	L	5-8
5/1	Nebraska	W	14-3	5/10	* at Missouri State	L	5-10	5/15	* at Bradley	L	3-13	5/14	* at Missouri State	L	6-7
5/2	at Northern Iowa	W	9-1	5/13	^ vs. Bradley	W	7-1	5/19	^ vs. Missouri State	W	8-3	5/14	* at Missouri State	W	10-7
5/4	* at Illinois State	W	10-5	5/14	^ vs. Indiana State	L	3-4	5/20	^ vs. Indiana State	W	10-9	5/18	^ vs. Bradley	L	2-5
5/4	* at Illinois State	W	9-2	5/14	^ vs. Bradley	W	11-3	5/21	^ at Wichita State	L	7-9	5/19	^ vs. Illinois State	W	14-2
5/5	* at Illinois State	W	13-2	5/15	^ vs. Indiana State	W	6-2	5/21	^ vs. Indiana State	L	4-7	5/20	^ at Wichita State	L	6-8
5/5	* at Illinois State	L	5-6	5/15	^ at Wichita State	W	4-3 (12)	\$ - UTRGV Tournament in Edinburg, Texas				\$ - Arthur J. Gallagher Tournament at San Diego State			
5/9	Iowa State	W	10-2	5/15	^ at Wichita State	L	0-5	* - MVC Regular Season game				* - MVC Regular Season game			
5/10	vs. Iowa State	W	9-3	5/22	% vs. UT-Arlington	W	11-6	^ - MVC Tournament at Wichita State				^ - MVC Tournament at Wichita State			
5/11	at Iowa State	L	7-14	5/23	% vs. Long Beach State	L	2-5								
5/15	^ vs. Illinois State	W	10-1	5/24	% vs. VCU	L	4-5 (11)								
5/16	^ vs. Indiana State	W	7-6	! - Louisiana Classic at McNeese State											
5/17	^ at Wichita State	L	1-14	# - Cajun Classic at SE Louisiana											
5/18	^ vs. Indiana State	W	8-6	& - Best of the West Classic at Fresno State											
5/18	^ vs. Wichita State	L	1-13	* - MVC Regular Season game											
5/24	% vs. Pepperdine	W	5-3	^ - MVC Tournament at Wichita State											
5/25	% vs. Minnesota	W	8-3	% - NCAA Central Regional (Austin, Texas)											
5/26	% at USC	W	8-7 (10)												
5/27	% vs. Hawai'i	W	15-8												
6/1	\$ vs. Clemson	W	8-4												
6/3	\$ vs. Wichita State	L	2-3 (12)												
6/4	\$ vs. Long Beach State	W	13-4												
6/6	\$ vs. Wichita State	L	3-11												

Year-by-Year Results

1995: 35-22, 18-10 MVC				1996: 19-31-1, 10-16 MVC				1997: 27-27, 10-15 MVC				1998: 27-27-1, 12-19 MVC			
Head Coach: Jack Dahm				Head Coach: Jack Dahm				Head Coach: Jack Dahm				Head Coach: Jack Dahm			
Date	Opponent	W/L	Score	Date	Opponent	W/L	Score	Date	Opponent	W/L	Score	Date	Opponent	W/L	Score
2/19	Grand View	W	20-1	2/10	at Kansas State	L	2-14	2/15	at Air Force	L	5-6	2/13	Rockhurst	W	9-1
2/19	Grand View	W	6-3	2/17	at Oral Roberts	L	2-6	2/15	at Air Force	W	8-2	2/15	Iowa State	L	2-10
2/21	St. Ambrose	W	5-3	2/17	at Oral Roberts	L	3-14	2/16	vs. Iowa State	W	14-12	2/21	Air Force	L	3-4
2/24	\$ at McNeese State	L	6-9	2/18	at Oral Roberts	L	2-10	2/20	\$ vs. Ohio State	L	8-13	2/21	Air Force	W	11-3
2/25	\$ vs. Oral Roberts	W	9-2	2/23	at Texas State	L	2-4	2/21	\$ vs. Nebraska	L	0-3	2/22	Air Force	W	10-4
2/25	\$ vs. Kansas State	W	8-6	2/24	at Texas State	W	11-10	2/22	\$ vs. Saint Mary's	W	10-5	2/25	at Kansas State	L	8-9
2/26	\$ vs. Oral Roberts	W	6-3	2/25	at Texas State	W	24-13	2/23	\$ vs. Nebraska	W	6-3	2/27	at New Mexico State	W	18-9
3/4	at Baylor	L	0-1	3/1	Wyoming	W	9-8	3/2	Milwaukee	W	18-11	2/28	at New Mexico State	L	8-21
3/4	at Baylor	W	5-3	3/4	Wyoming	L	0-6	3/2	Milwaukee	W	4-3 (8)	2/28	at New Mexico State	L	12-18
3/5	at Baylor	L	2-3	3/4	Wyoming	L	2-5	3/3	Milwaukee	W	8-6	3/3	at Kansas	W	7-4
3/7	at Texas	L	3-12	3/11	\$ vs. New Mexico	L	0-5	3/9	vs. Penn State	W	5-4	3/7	\$ vs. Xavier	W	9-5
3/8	at Texas	L	6-8	3/12	\$ vs. Oregon State	L	3-8	3/10	at Texas State	L	4-8	3/8	\$ vs. Central Michigan	W	9-6
3/10	at Texas State	W	12-4	3/13	\$ vs. Oregon State	L	10-14	3/12	# vs. Northeast Illinois	W	4-1	3/9	\$ vs. Delaware State	W	26-3
3/12	at Texas State	W	8-6	3/14	\$ vs. Pacific	W	14-5	3/13	# vs. Notre Dame	L	3-7	3/10	\$ at North Florida	W	6-4
3/15	Kansas State	L	5-13	3/15	\$ vs. Nebraska	T	6-6	3/14	# vs. Penn State	W	15-10	3/12	\$ vs. Mercer	W	15-2
3/17	* at Indiana State	L	7-9	3/16	\$ vs. New Mexico	W	3-2	3/15	# vs. Notre Dame	W	8-5	3/13	at Stetson	L	0-9
3/18	* at Indiana State	W	6-1	3/23	* at Missouri State	L	10-11	3/18	at Nebraska	L	3-13	3/14	at Stetson	W	7-6
3/18	* at Indiana State	W	8-6	3/23	* at Missouri State	L	9-14	3/19	Iowa State	L	9-14	3/15	at Stetson	T	9-9
3/19	* at Indiana State	W	9-6	3/24	* at Missouri State	L	4-5	3/21	* at Illinois State	L	9-10	3/21	* at Southern Illinois	L	5-9
3/22	Iowa State	W	16-3	3/27	Iowa State	L	9-10	3/22	* at Illinois State	W	7-4	3/21	* at Southern Illinois	L	9-11
3/24	* at Illinois State	W	10-8	3/29	* Evansville	W	4-3	3/22	* at Illinois State	L	4-7	3/22	* at Southern Illinois	L	3-4
3/25	* at Illinois State	W	4-3	3/31	* Evansville	W	7-6	3/23	* at Illinois State	L	10-14	3/22	* at Southern Illinois	L	3-8
3/25	* at Illinois State	L	9-10	4/3	* at Northern Iowa	W	5-4	3/26	Kansas	W	15-10	3/28	* at Bradley	L	6-14
3/26	* at Illinois State	W	9-0	4/3	* at Northern Iowa	L	5-6	3/29	* at Indiana State	W	7-1	3/28	* at Bradley	W	10-6
3/28	at Kansas State	L	4-5	4/5	* at Bradley	L	2-3	3/29	* at Indiana State	W	9-4	3/29	* at Bradley	L	2-3
3/31	* Northern Iowa	W	4-3	4/6	* at Bradley	L	2-5	3/30	* at Indiana State	W	7-6 (8)	3/29	* at Bradley	L	0-3
4/1	* Northern Iowa	W	5-1	4/7	* at Bradley	L	1-2	3/30	* at Indiana State	W	2-1	4/1	Iowa	W	14-6
4/1	* Northern Iowa	W	5-4	4/7	* at Bradley	L	2-12	4/1	at Kansas State	L	5-9	4/3	* Illinois State	W	4-3
4/2	* Northern Iowa	W	19-12	4/9	at Minnesota	W	5-4	4/2	Minnesota	W	10-7	4/4	* Illinois State	W	11-2
4/8	* Southern Illinois	W	4-3	4/12	* Indiana State	W	7-6	4/5	* Bradley	L	6-11	4/4	* Illinois State	W	15-3
4/8	* Southern Illinois	W	5-0	4/13	* Indiana State	L	2-5	4/7	Dana College	W	12-6	4/5	* Illinois State	L	3-5
4/13	Nebraska	L	4-19	4/13	* Indiana State	W	6-5	4/9	* at Northern Iowa	L	2-3	4/8	* at Northern Iowa	L	2-3
4/13	at Nebraska	L	6-12	4/16	Dana College	W	13-5	4/9	* at Northern Iowa	W	5-3	4/10	* #4 Wichita State	L	12-13
4/14	Wyoming	W	7-6	4/17	Oral Roberts	L	7-9	4/16	at Minnesota	W	9-8	4/11	* #4 Wichita State	L	5-13
4/15	Wyoming	W	8-7	4/17	Oral Roberts	L	10-18	4/16	at Minnesota	W	10-5	4/11	* #4 Wichita State	L	8-18
4/15	Wyoming	W	9-8	4/19	* Illinois State	L	3-5	4/19	at Iowa	W	12-4	4/12	* #4 Wichita State	L	5-19
4/19	Minnesota	W	7-2	4/20	* Illinois State	W	14-1	4/19	at Iowa	L	4-5	4/14	Omaha	W	4-2
4/21	* at Evansville	L	2-5	4/20	* Illinois State	L	0-4	4/20	at Iowa	L	6-9	4/17	* at Missouri State	L	0-1
4/22	* at Evansville	L	2-4	4/21	* Illinois State	W	6-3	4/20	at Iowa	L	8-9	4/18	* at Missouri State	L	1-3
4/22	* at Evansville	W	10-6	4/23	Wayne State (Neb.)	L	4-7	4/23	* Northern Iowa	W	6-4	4/18	* at Missouri State	W	6-3
4/29	* Bradley	L	6-8	4/26	* Wichita State	L	4-10	4/23	* Northern Iowa	L	4-10	4/19	* at Missouri State	W	8-6
4/29	* Bradley	W	15-9	4/27	* Wichita State	L	3-8	4/26	* Southern Illinois	L	4-11	4/22	* Northern Iowa	W	9-0
4/30	* Bradley	W	10-3	4/27	* Wichita State	L	3-14	4/26	* Southern Illinois	L	3-8	4/22	* Northern Iowa	W	10-4
4/30	* Bradley	W	17-7	5/1	* Northern Iowa	L	2-6	4/27	* Southern Illinois	L	11-12	4/25	Wayne State	W	13-2
5/6	* Missouri State	W	11-4	5/1	* Northern Iowa	W	12-8	4/27	* Southern Illinois	L	5-9	4/26	Wayne State	W	7-2
5/6	* Missouri State	L	2-5	5/3	* at Southern Illinois	W	12-1	4/29	Nebraska	L	1-4	5/1	* Indiana State	W	8-2
5/7	* Missouri State	W	4-0	5/4	* at Southern Illinois	W	5-4	5/3	* at Evansville	L	5-7	5/2	* Indiana State	L	8-10
5/8	Oklahoma State	L	2-6	5/5	* at Southern Illinois	L	0-1	5/3	* at Evansville	L	9-10 (10)	5/3	* Indiana State	L	3-6
5/10	Dana College	W	16-9	5/10	at Kansas	L	6-28	5/4	* at Evansville	W	9-4	5/3	* Indiana State	W	15-3
5/12	* at Wichita State	L	2-4	5/11	vs. Oral Roberts	W	7-5	5/4	* at Evansville	W	9-5	5/8	* Evansville	W	12-5
5/13	* at Wichita State	L	0-4	5/11	at Kansas	W	10-9	5/9	* at Wichita State	L	0-15	5/9	* Evansville	L	1-7
5/13	* at Wichita State	L	12-19					5/10	* at Wichita State	W	9-7	5/10	* Evansville	L	3-8
5/14	* at Wichita State	L	1-2					5/10	* at Wichita State	L	8-11	5/10	* Evansville	W	13-0
5/17	^ vs. Indiana State	W	7-6					5/11	* at Wichita State	L	0-15	5/13	^ vs. #4 Wichita State	L	4-6
5/19	^ at Missouri State	L	5-7									5/14	^ at Evansville	L	2-5
5/20	^ vs. Wichita State	W	11-9												
5/21	^ at Missouri State	L	2-3												

\$ - Lake Area Classic, Lake Charles, La.
 * - MVC Regular Season game
 ^ - MVC Tournament at Missouri State

\$ - Phoenix-Oakland A's Tournament
 # - Notre Dame Irish Classic in San Antonio, Texas
 * - MVC Regular Season game

\$ - North Florida/Jacksonville Greyhound Classic
 * - MVC Regular Season game
 ^ - MVC Tournament at Evansville

Year-by-Year Results

1999: 38-25, 18-13 MVC NCAA Regionals (0-2) Head Coach: Jack Dahm				2000: 38-23, 17-14 MVC NCAA Regionals (0-2) Head Coach: Jack Dahm				2001: 21-31, 11-21 MVC Head Coach: Jack Dahm				2002: 30-24, 21-10 MVC Head Coach: Jack Dahm			
Date	Opponent	W/L	Score	Date	Opponent	W/L	Score	Date	Opponent	W/L	Score	Date	Opponent	W/L	Score
2/8	at Omaha	W	10-5	2/17	\$ vs. Washington	W	12-10	2/16	at #4 Arizona State	L	1-23	2/19	at Kansas State	L	9-10
2/13	at Air Force	W	17-4	2/18	\$ vs. Northwestern	W	7-4	2/17	at #4 Arizona State	L	2-15	2/22	\$ at UNLV	L	8-9
2/13	at Air Force	W	17-8	2/19	\$ vs. Washington	W	14-3	2/18	at #4 Arizona State	L	4-14	2/23	\$ vs. UC Santa Barbara	L	10-23
2/14	at Air Force	W	31-16	2/20	\$ vs. Portland	L	6-7	2/25	& Omaha	W	4-3	2/24	\$ at UNLV	L	6-12
2/20	at SE Missouri State	L	2-3	2/23	at Kansas State	W	7-1	2/25	& Omaha	W	11-5	2/23	\$ vs. Michigan State	W	22-15
2/20	at SE Missouri State	W	3-2	2/25	at Kansas	W	10-9 (11)	3/6	at Oklahoma	W	14-12	3/5 Dana	W	16-7	
2/21	at SE Missouri State	W	11-1	2/26	at Kansas	W	8-6	3/7	at Oklahoma	W	9-3	3/6 Omaha	W	11-1	
2/25	\$ vs. Washington	L	12-16	2/27	at Kansas	W	5-3	3/7	vs. SW Oklahoma	W	5-4 (10)	3/9	# vs. Texas State	L	3-5
2/26	\$ vs. Clemson	W	4-3	3/3 Milwaukee	W	5-1	3/9	at Oral Roberts	L	0-1	3/10	# vs. USC	L	3-7	
2/27	\$ at UNLV	W	8-7	3/4 Milwaukee	W	7-4	3/10	at Oral Roberts	L	2-4	3/11	# vs. #12 Notre Dame	W	8-6	
2/28	\$ vs. Washington	W	9-6	3/4 Milwaukee	W	18-3	3/14	at Kansas State	W	7-6	3/13	& vs. Notre Dame	L	2-6	
2/28	\$ vs. Clemson	L	10-13	3/6	# vs. Bowling Green	W	4-1	3/16 *Northern Iowa	L	3-5	3/14	& vs. Arkansas-Little Rock	W	7-0	
3/5	& Milwaukee	W	9-8 (8)	3/8	# vs. Temple	W	15-0 (6)	3/17 *Northern Iowa	W	11-2 (7)	3/15	& vs. Southern Illinois	L	3-10	
3/5	& Milwaukee	W	7-4	3/8	# at Fresno State	W	12-3 (7)	3/17 *Northern Iowa	L	6-9	3/16	& vs. Arkansas-Little Rock	W	6-4	
3/9	at Baylor	L	2-4	3/9	# vs. Gonzaga	W	11-2	3/18 *Northern Iowa	L	6-13	3/22 *Illinois State	W	8-7		
3/10	# vs. Saint Mary's	W	9-4	3/10	# vs. UNC-Asheville	W	5-3	3/20 Omaha	W	9-8	3/23 *Illinois State	W	10-8 (7)		
3/11	# vs. Notre Dame	L	4-5	3/11	# at Fresno State	L	1-5 (12)	3/23	* at Evansville	W	14-9 (12)	3/23 *Illinois State	L	4-5	
3/12	# vs. Penn State	W	3-1	3/17 Minnesota	W	11-8	3/23	* at Evansville	L	2-4	3/29	* at Southern Illinois	W	5-3	
3/13	# vs. Notre Dame	L	3-5	3/19 Minnesota	W	3-2	3/25	* at Evansville	L	5-10 (7)	3/30	* at Southern Illinois	L	2-13 (8)	
3/20	Northern Illinois	W	15-0	3/19 Minnesota	W	7-5	3/25	* at Evansville	L	8-9	3/31	* at Southern Illinois	W	10-2 (7)	
3/20	Northern Illinois	W	20-19	3/21 Nebraska	L	5-9	3/28 Kansas State	L	1-9	3/31	* at Southern Illinois	L	4-14		
3/26	* at Indiana State	W	9-3	3/24 *Wichita State	W	10-8	3/30	* at Illinois State	L	4-10	4/5 *Evansville	W	7-4		
3/27	* at Indiana State	L	4-5 (8)	3/25 *Wichita State	W	8-1 (7)	3/31	* at Illinois State	L	2-12 (7)	4/6 *Evansville	W	6-3 (7)		
3/27	* at Indiana State	W	9-8	3/25 *Wichita State	W	14-2 (8)	3/31	* at Illinois State	W	17-14	4/7 *Evansville	W	13-9		
3/28	* at Indiana State	W	11-9	3/26 *Wichita State	L	7-8 (12)	4/1	* at Illinois State	L	5-12	4/7 *Evansville	W	10-6		
4/2	* at Evansville	W	12-2	3/31	* at Northern Iowa	L	5-6	4/4	at #5 Nebraska	L	9-14	4/9 #12 Nebraska	W	8-3	
4/4	* at Evansville	L	1-4	4/1	* at Northern Iowa	W	11-3 (7)	4/7 *Southern Illinois	W	15-12	4/12	* at Northern Iowa	W	7-1	
4/4	* at Evansville	L	2-5	4/1	* at Northern Iowa	W	11-9	4/7 *Southern Illinois	W	14-4 (8)	4/13	* at Northern Iowa	W	7-4	
4/7	at Nebraska	L	4-5 (10)	4/2	* at Northern Iowa	L	11-12	4/8 *Southern Illinois	W	2-1 (7)	4/13	* at Northern Iowa	W	7-6 (7)	
4/9 *Southern Illinois	W	3-1	4/8 *Indiana State	W	10-9	4/13 UW-Milwaukee	W	4-3	4/14	* at Northern Iowa	W	5-1			
4/10 *Southern Illinois	W	13-4	4/8 *Indiana State	L	1-8	4/14 UW-Milwaukee	L	0-4	4/16	at #20 Nebraska	L	5-6			
4/10 *Southern Illinois	W	12-11 (10)	4/9 *Indiana State	W	10-3	4/14 UW-Milwaukee	W	5-3	4/19 *#9 Wichita State	L	0-1				
4/11 *Southern Illinois	W	6-2	4/9 *Indiana State	W	8-6	4/18	at Missouri	L	7-11	4/20 *#9 Wichita State	W	4-2 (7)			
4/17 *Missouri State	W	11-4	4/11	at Nebraska	L	3-6	4/18	* at Indiana State	L	5-6 (11)	4/21 *#9 Wichita State	L	6-14		
4/17 *Missouri State	W	5-4	4/14 *Evansville	W	9-8 (10)	4/21	* at Indiana State	L	4-9	4/24 Kansas State	L	9-24 (8)			
4/18 *Missouri State	L	1-8	4/15 *Evansville	L	3-4	4/21	* at Indiana State	W	15-12	4/26	* at Missouri State	W	5-3		
4/18 *Missouri State	W	4-1	4/15 *Evansville	L	0-5 (7)	4/22	* at Indiana State	L	3-16	4/27	* at Missouri State	L	0-2 (7)		
4/21 Bellevue (Neb.)	W	13-2	4/18 Omaha	W	15-9	4/24	at #1 Nebraska	W	11-8 (10)	4/27	* at Missouri State	W	7-6		
4/23	* at Illinois State	W	10-2	4/21	* at Missouri State	W	8-4	4/28 *Bradley	W	10-3	4/28	* at Missouri State	L	10-12	
4/24	* at Illinois State	L	2-9	4/22	* at Missouri State	L	3-12 (7)	4/28 *Bradley	W	9-8	5/3	* Indiana State	W	12-10	
4/24	* at Illinois State	L	3-4	4/22	* at Missouri State	L	4-5	4/29 *Bradley	W	10-2	5/4	* Indiana State	L	2-4 (7)	
4/25	* at Illinois State	L	5-7 (11)	4/23	* at Missouri State	W	12-0 (7)	4/29 *Bradley	W	14-9	5/4	* Indiana State	W	3-0	
4/27	at Nebraska	W	14-12	4/26 Kansas State	W	12-3	5/5	* Missouri State	L	4-8	5/5	* Indiana State	W	10-9 (10)	
5/1 *Bradley	W	16-2	4/28 *Illinois State	L	2-4	5/5	* Missouri State	L	0-12	5/10	Stetson	W	8-6		
5/1 *Bradley	W	6-2	4/29 *Illinois State	W	8-2	5/6	* Missouri State	L	3-7	5/12	Stetson	L	5-7		
5/2 *Bradley	L	1-11	4/29 *Illinois State	W	9-8	5/6	* Missouri State	L	4-10	5/12	Stetson	W	7-3 (7)		
5/2 *Bradley	L	2-7	4/30 *Illinois State	W	4-3	5/9	#1 Nebraska	L	4-8	5/15	#13 Nebraska	L	1-9		
5/8 *Northern Iowa	W	19-5	5/5	* at Bradley	W	15-10	5/11	* at Wichita State	L	4-9	5/18	* at Bradley	W	11-4	
5/8 *Northern Iowa	W	7-4	5/6	* at Bradley	L	2-6 (7)	5/12	* at Wichita State	L	1-4	5/18	* at Bradley	L	0-3	
5/9 *Northern Iowa	W	8-2	5/6	* at Bradley	W	6-4	5/12	* at Wichita State	L	1-3	5/19	* at Bradley	W	5-2 (7)	
5/9 *Northern Iowa	L	10-11 (10)	5/7	* at Bradley	L	7-9	5/13	* at Wichita State	L	8-9 (12)	5/19	* at Bradley	W	10-6	
5/12 Nebraska	L	9-10	5/10 Nebraska	L	2-10	* - MVC Regular Season game				5/22	^ vs. Indiana State	L	7-9		
5/14	* at Wichita State	W	5-4 (10)	5/12	* at Southern Illinois	L	5-6	& - Played in Wichita, Kan.				5/23	^ vs. Northern Iowa	L	0-4
5/15	* at Wichita State	L	3-6	5/13	* at Southern Illinois	L	8-9 (7)								
5/15	* at Wichita State	L	8-9	5/13	* at Southern Illinois	L	4-5								
5/16	* at Wichita State	L	8-9	5/14	* at Southern Illinois	W	7-5								
5/19	^ vs. Evansville	W	12-4	5/17	^ vs. Indiana State	L	4-15								
5/20	^ vs. Illinois State	L	7-8	5/18	^ at Wichita State	W	3-1								
5/21	^ vs. Missouri State	W	11-2	5/19	^ vs. Evansville	L	1-6								
5/21	^ vs. Illinois State	W	3-2 (10)	5/26	% vs. Texas	L	4-5								
5/22	^ at Wichita State	L	2-11	5/27	% vs. Miami (Ohio)	L	3-6								
5/28	% at Notre Dame	L	1-8												
5/29	% vs. Michigan	L	5-13												

Year-by-Year Results

2003: 20-37, 14-17 MVC

Head Coach: Jack Dahm

Date	Opponent	W/L	Score
2/11	at Arkansas	L	5-9
2/18	at Kansas State	L	2-15
2/22	~ vs. UCLA	W	10-4 (7)
2/22	~ at #19 Texas A&M	L	4-7 (7)
2/23	~ vs. Utah	L	1-2 (8)
2/23	~ at #19 Texas A&M	L	2-7 (7)
2/24	~ vs. UCLA	L	1-2 (7)
2/24	~ vs. Utah	L	0-6 (7)
3/7	at Missouri	L	0-9
3/8	at Missouri	W	6-4
3/8	at Missouri	L	1-6
3/11	at Stetson	L	2-3
3/12	at Stetson	L	2-3
3/14	% vs. Navy	W	7-2
3/14	% vs. Eastern Illinois	L	1-2 (12)
3/15	% vs. Notre Dame	L	3-10
3/21	* at Illinois State	W	11-1
3/22	* at Illinois State	L	10-11 (7)
3/22	* at Illinois State	W	8-4
3/23	* at Illinois State	L	6-10
3/25	Kansas State	W	11-6
3/29	* Missouri State	W	3-2
3/29	* Missouri State	W	4-3 (11)
3/30	* Missouri State	L	1-11
3/30	* Missouri State	L	2-4
4/1	! at Omaha	W	17-15
4/4	* at Evansville	W	6-4
4/5	* at Evansville	L	6-10 (7)
4/5	* at Evansville	W	3-1
4/6	* at Evansville	W	2-0
4/12	! #17 Notre Dame	L	1-2
4/13	! #17 Notre Dame	L	12-13
4/15	Dana College	W	28-8 (7)
4/18	* Northern Iowa	L	2-11
4/19	* Northern Iowa	L	3-9
4/20	* Northern Iowa	L	11-15
4/20	* Northern Iowa	L	6-9 (10)
4/22	at #6 Nebraska	L	7-8
4/25	* at Wichita State	L	1-6
4/26	* at Wichita State	W	3-0 (7)
4/26	* at Wichita State	W	6-5
4/26	* at Wichita State	W	16-0 (7)
4/29	at #4 Nebraska	L	0-8
5/2	* Southern Illinois	L	1-3
5/3	* Southern Illinois	W	11-1 (7)
5/3	* Southern Illinois	L	7-9
5/9	* at Indiana State	L	8-9
5/10	* at Indiana State	W	3-1 (7)
5/10	* at Indiana State	W	7-1
5/11	* at Indiana State	L	6-7
5/13	! #8 Nebraska	L	5-9
5/15	* Bradley	L	4-6 (11)
5/16	* Bradley	L	8-11
5/16	* Bradley	L	1-6
5/17	* Bradley	W	2-0
5/21	^ vs. Missouri State	L	1-5
5/22	^ vs. Indiana State	L	0-2

~ - Aggie Classic, College Station, Texas
 % - Kennel Club Classic, Jacksonville, Fla.
 ! - Played at Rosenblatt Stadium
 * - MVC Regular Season game
 ^ - MVC Tournament at Wichita State

2004: 35-24, 22-9 MVC

Head Coach: Ed Servais

Date	Opponent	W/L	Score
2/14	% vs. Southern Utah	L	5-10
2/15	at Air Force	W	13-8
2/22	at Kansas	L	1-5
2/27	at Saint Louis	L	2-8
2/28	at Saint Louis	W	3-0
2/29	at Saint Louis	W	11-1
3/5	at Oral Roberts	L	1-6
3/6	at Oral Roberts	L	7-8
3/7	at Oral Roberts	L	2-15
3/9	at Arkansas-Little Rock	L	4-7
3/10	at Arkansas-Little Rock	W	7-2
3/12	at #21 Oklahoma	W	3-2
3/13	at #21 Oklahoma	L	1-6
3/14	at #21 Oklahoma	W	9-7
3/19	North Dakota State	W	14-2
3/20	Winona State	W	26-4 (7)
3/23	#18 Nebraska	L	3-7
3/26	* at Missouri State	W	2-0 (10)
3/27	* at Missouri State	L	0-5
3/27	* at Missouri State	W	3-2
4/2	* Evansville	W	9-4
4/3	* Evansville	W	1-0
4/4	* Evansville	W	11-4
4/7	at Kansas State	L	0-7
4/9	Northern Colorado	L	4-5
4/10	Northern Colorado	W	7-4
4/11	Northern Colorado	L	3-11
4/14	Milwaukee	W	8-4
4/16	* Illinois State	W	8-5
4/17	* Illinois State	L	4-6
4/18	* Illinois State	W	9-7 (14)
4/20	at #20 Nebraska	W	6-4
4/23	* at Southern Illinois	L	2-4
4/24	* at Southern Illinois	L	6-9
4/25	* at Southern Illinois	W	3-0
4/25	* at Southern Illinois	L	4-7
4/27	! Kansas State	W	4-1
4/30	* at Northern Iowa	W	5-3
5/1	* at Northern Iowa	L	5-6
5/1	* at Northern Iowa	W	10-2
5/2	* at Northern Iowa	L	1-3
5/7	! * #12 Wichita State	W	4-1
5/8	* #12 Wichita State	W	2-1
5/8	* #12 Wichita State	W	8-1
5/9	* #12 Wichita State	L	2-15
5/14	* at Bradley	W	11-1 (8)
5/15	* at Bradley	W	4-2
5/15	* at Bradley	L	2-4
5/16	* at Bradley	W	7-3
5/18	! Nebraska	L	1-12
5/20	* Indiana State	W	8-3
5/21	* Indiana State	W	11-9
5/21	* Indiana State	W	12-2 (7)
5/22	* Indiana State	W	2-1
5/26	^ vs. Indiana State	W	14-4
5/27	^ vs. Southern Illinois	L	5-6
5/28	^ vs. Evansville	L	4-6

! - Played in Rosenblatt Stadium
 * - MVC Regular Season game
 ^ - MVC Tournament at Missouri State

2005: 48-17, 17-7 MVC

NCAA Regionals (2-2)
 Head Coach: Ed Servais

Date	Opponent	W/L	Score
2/11	at Sam Houston State	W	9-6
2/12	at Sam Houston State	L	2-3
2/13	at Sam Houston State	L	3-10
2/18	at Northern Colorado	W	9-5
2/19	at Northern Colorado	W	9-4
2/20	at Northern Colorado	W	15-9
2/25	Saint Louis	W	13-12
2/26	Saint Louis	W	11-1
3/1	at Kansas State	W	8-3
3/4	at Texas A&M Corpus Christi	L	1-3
3/7	at Texas A&M Corpus Christi	W	3-2 (11)
3/9	at Texas A&M Corpus Christi	L	2-7
3/10	at UTRGV	L	4-7
3/11	at UTRGV	W	11-0
3/12	at UTRGV	W	11-7
3/15	South Dakota State	W	13-0 (7)
3/15	South Dakota State	W	3-2 (7)
3/18	Northern Colorado	W	14-8
3/19	Northern Colorado	W	4-0
3/20	Northern Colorado	W	13-3
3/23	North Dakota State	W	5-3 (7)
3/23	North Dakota State	W	12-3 (7)
3/26	* at Illinois State	W	8-2
3/26	* at Illinois State	W	4-1
3/27	* at Illinois State	W	7-4
3/29	at #7 Nebraska	L	2-10
4/1	* Southern Illinois	W	5-3
4/2	* Southern Illinois	W	3-1
4/3	* Southern Illinois	L	1-3
4/5	! #4 Nebraska	W	4-3
4/8	! * Missouri State	W	6-2
4/9	* Missouri State	W	7-6
4/10	* Missouri State	W	7-0
4/15	* at Indiana State	W	6-5
4/16	* at Indiana State	W	11-5
4/17	* at Indiana State	L	0-2
4/20	Milwaukee	W	3-2 (7)
4/20	Milwaukee	W	9-1 (7)
4/22	* at Wichita State	L	0-8
4/23	* at Wichita State	L	3-4
4/24	* at Wichita State	W	10-1
4/26	at South Dakota State	W	13-1
4/29	* Bradley	W	10-8
4/30	* Bradley	W	15-2 (7)
5/1	* Bradley	W	4-1
5/6	* Northern Iowa	L	7-17 (8)
5/7	* Northern Iowa	L	5-9
5/8	* Northern Iowa	W	9-1
5/10	! #3 Nebraska	W	5-3
5/13	* at Evansville	W	8-7 (11)
5/14	* at Evansville	W	7-5
5/15	* at Evansville	L	4-6
5/18	at North Dakota State	W	7-4 (7)
5/19	at North Dakota State	W	16-1 (7)
5/25	^ vs. Bradley	W	9-7
5/26	^ vs. Evansville	W	6-0
5/27	^ at Wichita State	L	0-3
5/27	^ vs. Indiana State	W	16-3 (8)
5/28	^ at Wichita State	W	4-3
5/28	^ at Wichita State	L	3-10
6/3	\$ vs. #17 NC State	W	8-3
6/4	\$ at #3 Nebraska	L	8-10
6/5	\$ vs. #17 NC State	W	11-9
6/5	\$ at #3 Nebraska	L	2-10

! - Played in Rosenblatt Stadium
 * - MVC Regular Season game
 ^ - MVC Tournament at Wichita State
 \$ - NCAA Regional (Lincoln, Neb.)

2006: 31-21, 13-11 MVC

Head Coach: Ed Servais

Date	Opponent	W/L	Score
2/11	at Arkansas-Little Rock	L	11-12
2/12	at Arkansas-Little Rock	L	4-6
2/17	& vs. Illinois-Chicago	L	2-3
2/18	& vs. Air Force	W	9-2
2/19	& vs. Illinois-Chicago	W	5-0
2/24	at Saint Louis	W	11-2
2/25	at Saint Louis	W	9-5
2/26	at Saint Louis	W	5-2
3/4	% vs. SE Louisiana	W	8-2
3/7	at Vanderbilt	W	5-4
3/8	at Belmont	W	13-5
3/10	at Tennessee Tech	W	17-3
3/11	at Tennessee Tech	W	18-10
3/12	at Tennessee Tech	W	8-5
3/14	North Dakota State	W	13-4
3/15	North Dakota State	W	12-6
3/17	Northern Colorado	W	2-0
3/18	Northern Colorado	W	6-1
3/24	* at Bradley	L	0-4
3/25	* at Bradley	W	7-5
3/26	* at Bradley	L	0-3
3/31	! * #13 Wichita State	W	2-1 (11)
4/1	* #13 Wichita State	W	3-0
4/2	* #13 Wichita State	L	1-3 (8)
4/4	! #6 Nebraska	L	4-6
4/8	* Illinois State	W	8-6
4/8	* Illinois State	W	14-4 (7)
4/9	* Illinois State	L	13-14
4/11	Kansas State	L	4-5
4/14	* at Southern Illinois	L	2-3 (10)
4/15	* at Southern Illinois	W	2-1
4/16	* at Southern Illinois	L	2-7
4/18	at #4 Nebraska	L	2-4
4/21	* Evansville	L	2-9
4/22	* Evansville	W	13-3 (8)
4/23	* Evansville	L	1-7
4/26	@ vs. #30 Kansas	L	1-9
5/5	* at Missouri State	W	10-6
5/6	* at Missouri State	W	10-0 (7)
5/7	* at Missouri State	L	3-8
5/9	at North Dakota State	W	3-2 (7)
5/9	at North Dakota State	W	3-0 (7)
5/12	! * Indiana State	W	6-3
5/13	! * Indiana State	W	5-0
5/14	* Indiana State	W	6-3
5/16	! #10 Nebraska	L	1-4
5/18	* at Northern Iowa	L	6-12
5/19	* at Northern Iowa	W	4-3
5/20	* at Northern Iowa	L	0-3
5/24	^ at Wichita State	W	11-8
5/25	^ vs. Missouri State	L	1-3
5/26	^ vs. Bradley	L	0-1

& - Played in Mesa, Ariz.

% - Played in Cape Girardeau, Mo.

@ - Best of the Midwest Tournament, Kansas City, Mo.

* - MVC Regular Season game

! - Played in Rosenblatt Stadium

^ - MVC Tournament at Wichita State

Year-by-Year Results

2007: 45-16, 19-5 MVC

NCAA Regionals (1-2)

Head Coach: Ed Servais

Date	Opponent	W/L	Score
2/9	\$ vs. Gardner-Webb	W	4-3
2/10	at #25 Winthrop	L	3-4
2/11	\$ vs. Maryland	L	4-10
2/23	# vs. Arkansas State	W	6-3
2/24	at Lamar	L	3-12
2/25	# vs. Northwestern	L	3-4
3/3	at Arkansas-Little Rock	W	10-6
3/3	at Arkansas-Little Rock	W	4-2 (10)
3/4	at Arkansas-Little Rock	W	8-4
3/6	at Oklahoma	L	2-4
3/7	at Oklahoma	L	2-8
3/9	Saint Louis	W	6-1
3/10	Saint Louis	W	5-4 (10)
3/11	Saint Louis	W	14-0
3/13	South Dakota State	L	4-13
3/16	North Dakota State	W	7-4
3/17	North Dakota State	W	5-3
3/18	North Dakota State	W	10-6
3/18	North Dakota State	W	9-8
3/23	* at Evansville	L	0-6
3/24	* at Evansville	W	4-3
3/25	* at Evansville	W	9-1
3/27	#25 Missouri	W	4-3
3/30	* Northern Iowa	W	13-3
4/1	* Northern Iowa	W	10-5
4/1	* Northern Iowa	W	8-1
4/3	! Nebraska	L	10-12
4/6	* at #8 Wichita State	W	3-2
4/7	* at #8 Wichita State	L	1-2
4/8	* at #8 Wichita State	L	1-7
4/11	at Kansas State	W	3-1
4/13	* Bradley	W	4-2
4/14	* Bradley	W	4-2
4/15	* Bradley	W	3-2
4/17	at Nebraska	W	2-1
4/20	* at Indiana State	W	15-5
4/21	* at Indiana State	W	3-2
4/22	* at Indiana State	W	16-0 (7)
4/27	Northern Colorado	W	8-4
4/28	Northern Colorado	W	9-4
4/29	Northern Colorado	W	17-6
5/4	! * Southern Illinois	L	3-4 (11)
5/5	! * Southern Illinois	W	5-2
5/6	* Southern Illinois	W	7-0
5/9	at North Dakota State	W	12-2 (7)
5/9	at North Dakota State	W	13-5 (7)
5/11	* at Illinois State	W	10-3
5/12	* at Illinois State	W	5-3
5/13	* at Illinois State	W	7-3
5/15	! Nebraska	W	9-2
5/17	* Missouri State	W	1-0
5/18	* Missouri State	W	3-2
5/19	* Missouri State	L	3-4
5/23	^ vs. Southern Illinois	W	8-5
5/24	^ vs. Bradley	W	2-0
5/25	^ vs. Bradley	W	17-2 (7)
5/26	^ vs. #12 Wichita State	L	1-2
5/26	^ vs. #12 Wichita State	W	10-9 (12)
6/1	& vs. #22 Oklahoma State	L	4-6
6/2	& vs. Albany	W	21-11
6/3	& at #11 Arkansas	L	0-6

\$ - Played in Rock Hill, S.C.

- Played in Beaumont, Texas

* - MVC Regular Season game

! - Played in Rosenblatt Stadium

^ - MVC Tournament at Missouri State

& - NCAA Regional (Fayetteville, Ark.)

2008: 37-21, 16-8 MVC

Head Coach: Ed Servais

Date	Opponent	W/L	Score
2/22	at Washington State	W	8-4
2/23	at Washington State	L	3-8
2/24	at Washington State	L	4-5
3/1	at Tennessee-Martin	W	9-4
3/1	at Tennessee-Martin	W	12-1
3/2	at Tennessee-Martin	W	8-2
3/5	at Memphis	W	11-3
3/5	at Memphis	W	10-8
3/7	\$ vs. Western Carolina	L	8-11
3/8	\$ vs. Michigan State	W	15-1
3/9	\$ at #6 Rice	L	6-7
3/15	Chicago State	W	11-0 (7)
3/15	Chicago State	W	7-0 (7)
3/16	Chicago State	W	16-2 (7)
3/16	Chicago State	W	9-0 (7)
3/18	Northern Colorado	W	5-4
3/19	Northern Colorado	W	8-5
3/21	* at Missouri State	L	8-9
3/22	* at Missouri State	L	1-3
3/23	* at Missouri State	W	8-4
3/25	South Dakota State	W	9-8 (11)
3/26	at Kansas State	L	1-11
3/28	* Illinois State	W	4-0
3/29	* Illinois State	W	15-6
3/30	* Illinois State	W	5-0
4/4	* at Bradley	W	9-3
4/5	* at Bradley	W	12-3
4/6	* at Bradley	L	3-4 (12)
4/9	North Dakota State	W	2-0 (7)
4/9	North Dakota State	W	1-0 (7)
4/12	! * #5 Wichita State	W	7-3
4/13	! * #5 Wichita State	L	3-11
4/13	! * #5 Wichita State	L	2-3
4/15	! Kansas State	W	6-5 (11)
4/16	! Iowa	L	3-8
4/19	* at Northern Iowa	W	3-2
4/19	* at Northern Iowa	L	2-4
4/20	* at Northern Iowa	L	7-9
4/22	at #10 Nebraska	L	3-4
4/23	! #10 Nebraska	L	7-16
4/25	* Evansville	W	9-4
4/26	* Evansville	W	7-1
4/27	* Evansville	W	13-1 (7)
5/3	* at Southern Illinois	W	5-0
5/3	* at Southern Illinois	W	9-8 (10)
5/4	* at Southern Illinois	L	4-5
5/6	at #14 Missouri	L	4-5
5/9	* Indiana State	W	6-5 (12)
5/11	* Indiana State	W	5-2
5/11	* Indiana State	W	7-4
5/13	! #6 Nebraska	L	1-8
5/15	! Louisiana-Monroe	W	8-5
5/16	! Louisiana-Monroe	W	8-3
5/17	Louisiana-Monroe	L	2-7
5/21	^ vs. Bradley	W	14-2 (8)
5/22	^ vs. Missouri State	L	5-9
5/22	^ vs. Northern Iowa	W	4-2
5/23	^ vs. Southern Illinois	L	5-6

\$ - Played in Houston, Texas

* - MVC Regular Season game

^ - MVC Tournament at Wichita State

! - Played in Rosenblatt Stadium

2009: 31-25, 14-9 MVC

Head Coach: Ed Servais

Date	Opponent	W/L	Score
2/20	at Sam Houston State	L	6-8
2/21	at Sam Houston State	L	3-4 (10)
2/21	at Sam Houston State	L	5-7
2/22	at Sam Houston State	L	4-5 (11)
2/27	\$ vs. Dayton	L	1-3
2/28	\$ vs. Gonzaga	L	3-11
3/1	\$ vs. Notre Dame	W	6-3
3/3	at Kansas State	L	1-12
3/6	@ vs. Stony Brook	L	2-8
3/7	@ vs. Albany	W	20-5
3/7	@ at #16 Coastal Carolina	L	7-8
3/8	@ vs. IPFW	W	7-2
3/10	@ at #14 Coastal Carolina	L	0-1
3/11	at UNC Wilmington	L	2-6
3/14	South Dakota State	W	8-2
3/15	South Dakota State	L	2-4
3/15	South Dakota State	W	12-3
3/20	* at Indiana State	W	7-3
3/21	* at Indiana State	W	9-4
3/22	* at Indiana State	L	3-8
3/24	North Dakota	W	13-6
3/25	North Dakota	L	6-7
3/28	* Southern Illinois	W	4-3
3/28	* Southern Illinois	W	4-3
3/29	* Southern Illinois	W	10-0 (7)
4/1	! Kansas State	W	5-1
4/3	* at Evansville	W	7-4
4/4	* at Evansville	L	3-4
4/5	* at Evansville	W	10-5 (10)
4/7	at Nebraska	W	15-0
4/10	! * Northern Iowa	W	3-2
4/11	! * Northern Iowa	L	0-2
4/12	* Northern Iowa	W	14-1 (7)
4/14	! Kansas	L	6-7 (10)
4/15	! Air Force	W	6-5 (7)
4/15	! Air Force	W	6-0 (7)
4/17	Illinois-Chicago	W	9-4
4/19	Illinois-Chicago	W	4-3
4/21	! Nebraska	L	3-4 (12)
4/24	! * Bradley	W	7-2
4/25	* Bradley	W	5-0
4/28	at South Dakota State	W	5-2
4/29	at Iowa	W	12-3
5/1	* at Illinois State	W	8-3
5/2	* at Illinois State	W	12-2
5/3	* at Illinois State	W	10-6
5/8	* Missouri State	L	5-6
5/9	! * Missouri State	L	7-10
5/10	* Missouri State	L	3-8
5/14	* at Wichita State	L	1-4
5/15	* at Wichita State	L	2-5
5/16	* at Wichita State	L	1-11 (10)
5/20	^ vs. Southern Illinois	W	5-1
5/21	^ at Wichita State	W	11-0 (7)
5/22	^ vs. Missouri State	W	7-6 (10)
5/23	^ at Wichita State	L	2-4

\$ - Phoenix Classic played in Phoenix, Ariz.

@ - Caravelle Tournament in Conway, S.C.

* - MVC Regular Season game

^ - MVC Tournament at Wichita State

! - Played in Rosenblatt Stadium

2010: 27-25, 9-12 MVC

Head Coach: Ed Servais

Date	Opponent	W/L	Score
2/20	\$ SIU Edwardsville	W	22-0
2/20	at Central Arkansas	W	3-2
2/27	# vs. Northwestern State	L	7-8
2/28	# at Stephen F. Austin	W	9-8 (10)
3/5	% vs. N. Colorado	W	15-8
3/5	% at Sam Houston State	W	6-5 (10)
3/6	% vs. Northern Colorado	L	3-10
3/7	% at Sam Houston State	L	10-11
3/10	at UT Arlington	W	11-5
3/12	& vs. South Dakota State	W	4-2
3/13	& at Minnesota	W	6-4
3/14	& vs. Harvard	L	2-5
3/16	at #25 Kansas State	W	7-4
3/19	at Illinois-Chicago	W	13-10
3/23	at Kansas	L	4-5
3/26	* at Southern Illinois	W	4-2
3/27	* at Southern Illinois	W	2-1
3/27	* at Southern Illinois	L	4-5 (11)
4/2	! * Indiana State	L	5-8
4/3	! * Indiana State	L	3-5 (10)
4/4	* Indiana State	W	7-6
4/6	at Nebraska	W	13-5
4/7	! Kansas	L	4-5
4/9	* Illinois State	L	6-7
4/10	* Illinois State	L	6-7
4/11	* Illinois State	L	2-6
4/16	* at Bradley	W	7-5
4/17	* at Bradley	L	4-8
4/18	* at Bradley	W	12-3
4/20	! Nebraska	W	8-5
4/23	* at Missouri State	W	8-2
4/25	* at Missouri State	L	4-5
4/25	* at Missouri State	L	5-6
4/27	Air Force	L	3-4 (7)
4/27	Air Force	L	2-6 (7)
4/28	! Iowa	W	15-10
4/30	! * Evansville	W	3-2
5/1	* Evansville	W	7-3
5/2	* Evansville	W	15-5 (7)
5/7	! * Wichita State	L	0-8
5/8	! * Wichita State	L	3-8
5/9	* Wichita State	L	7-8
5/14	! Seattle	L	4-6
5/15	Seattle	W	3-1
5/16	Seattle	W	3-2
5/18	! Nebraska	L	5-21
5/21	New Orleans	W	10-1
5/22	New Orleans	W	14-8
5/22	! New Orleans	L	5-11
5/25	^ vs. Indiana State	L	7-8 (10)
5/26	^ vs. Bradley	W	6-5 (12)
5/27	^ vs. Indiana State	L	7-9

- Stephen F. Austin Invitational in Nacogdoches, Texas

% - Bearkat Invitational in Huntsville, Texas

& - Metrodome Tournament in Minneapolis, Minn.

! - Played in Rosenblatt Stadium

* - MVC Regular Season game

^ - MVC Tournament at Wichita State

\$ - Played in Conway, Ark.

Year-by-Year Results

2011: 45-16, 15-6 MVC NCAA Regionals (1-2) Head Coach: Ed Servais				2012: 28-30, 6-14 MVC NCAA Regionals (2-2) Head Coach: Ed Servais				2013: 30-18, 13-8 MVC Head Coach: Ed Servais				2014: 32-17-1, 14-4 BIG EAST Head Coach: Ed Servais			
Date	Opponent	W/L	Score	Date	Opponent	W/L	Score	Date	Opponent	W/L	Score	Date	Opponent	W/L	Score
2/19	% vs. Toledo	W	5-1	2/17	at Central Arkansas	W	4-3	2/15	at Dallas Baptist	W	11-9	2/14	at Arkansas-Little Rock	L	1-5
2/19	% vs. Canisius	W	6-3	2/18	at Central Arkansas	W	7-3 (10)	2/16	at Dallas Baptist	W	15-6	2/15	at Arkansas-Little Rock	L	4-7
2/20	% vs. Canisius	L	1-4	2/19	at Central Arkansas	W	5-1	2/17	at Dallas Baptist	W	3-1	2/16	at Arkansas-Little Rock	L	1-7
2/22	at Kansas	W	4-3	2/24	at Portland	L	2-3 (10)	3/1	# at BYU	L	0-9	2/21	% vs. Minnesota	L	5-10
2/25	at New Mexico	W	4-3	2/26	vs. Portland	L	3-5	3/1	# at BYU	W	5-1	2/22	% vs. Minnesota	W	11-4
2/26	at New Mexico	W	10-6	3/2	at UC Davis	W	7-6	3/2	# at BYU	L	5-14	2/23	% vs. Minnesota	W	8-0
2/26	at New Mexico	W	4-3	3/3	at UC Davis	L	3-6	3/8	\$ vs. Arkansas-Little Rock	W	4-2	2/28	at Charlotte	W	7-6 (10)
2/27	at New Mexico	W	8-7 (11)	3/4	at UC Davis	W	7-6	3/9	\$ at Austin Peay	L	8-9	3/1	at Charlotte	W	3-1
3/6	at Arkansas State	W	5-2	3/6	at California	L	5-7	3/10	\$ vs. Milwaukee	W	14-6	3/2	at Charlotte	T	5-5 (10)
3/6	at Arkansas State	W	6-0	3/7	at Sacramento State	L	2-7	3/12	at SE Missouri State	W	17-2	3/8	\$ at Arkansas State	W	7-3
3/7	at Arkansas State	L	6-8	3/9	at Pacific	W	11-9	3/14	North Dakota	W	4-1	3/9	\$ at Arkansas State	W	5-4
3/9	at Central Arkansas	L	7-8	3/10	at Pacific	L	3-9	3/15	Pacific	W	7-2	3/10	at Arkansas State	L	2-6
3/11	South Dakota State	W	6-0	3/10	at Pacific	L	3-9	3/16	Pacific	L	2-5	3/11	at Central Arkansas	W	10-2
3/12	South Dakota State	W	6-3	3/11	at Pacific	W	12-2	3/17	Pacific	W	5-2	3/14	South Dakota State	W	5-4 (10)
3/13	South Dakota State	W	13-0	3/13	BYU	W	2-0	3/22	* at Evansville	W	6-1	3/15	South Dakota State	W	3-1
3/16	at Air Force	L	1-2	3/14	Louisiana Tech	W	3-1	3/23	* at Evansville	L	1-4	3/19	at Nebraska	L	4-5 (10)
3/16	at Air Force	W	11-9	3/16	!North Dakota	L	1-4	3/24	* at Evansville	W	6-2	3/21	Fresno State	W	2-1
3/19	\$ Valparaiso	W	1-0	3/17	!North Dakota	W	12-3	3/29	Omaha	W	4-3	3/23	Fresno State	W	6-2
3/19	at SIU Edwardsville	W	4-3 (10)	3/17	!North Dakota	W	16-3	3/30	at Omaha	W	11-4	3/26	Kansas	L	0-11
3/21	BYU	W	6-5	3/23	* at Missouri State	L	0-3	3/31	Omaha	L	2-4	3/28	Kansas State	W	4-3
3/22	BYU	L	4-11	3/24	* at Missouri State	L	0-7	4/2	at Kansas	W	6-4	3/29	Kansas State	L	5-8
3/28	North Dakota State	W	3-2	3/25	* at Missouri State	L	3-5	4/5	*Bradley	W	5-4	3/30	Kansas State	L	2-8
4/1	Portland	W	11-3	3/27	Omaha	L	2-3	4/6	*Bradley	W	7-5	3/31	#25 UNLV	L	1-3
4/2	Portland	W	12-0	3/30	* Evansville	L	4-8	4/7	*Bradley	W	7-3	4/1	North Dakota	W	6-2
4/3	Portland	W	4-3	3/31	* Evansville	W	3-2 (10)	4/12	* at Indiana State	L	1-6	4/5	North Dakota	W	4-3
4/5	at Nebraska	L	5-8	4/1	* Evansville	L	0-1	4/13	* at Indiana State	L	4-5	4/6	North Dakota	W	8-6
4/8	* at Illinois State	L	4-5	4/3	Kansas	W	7-3	4/14	* at Indiana State	L	3-5	4/11	Nebraska	L	2-4
4/9	* at Illinois State	W	8-2	4/6	* Indiana State	L	3-6	4/16	Kansas	W	12-4	4/8	* Georgetown	W	2-0
4/10	* at Illinois State	W	6-5	4/7	* Indiana State	L	0-2 (12)	4/19	* Southern Illinois	W	4-3	4/12	* Georgetown	W	13-4
4/12	Kansas State	W	7-6	4/8	* Indiana State	W	8-0	4/20	* Southern Illinois	W	5-3	4/12	* Georgetown	W	16-5
4/15	* at Indiana State	W	4-0	4/10	at Nebraska	L	3-5	4/21	* Southern Illinois	W	9-1	4/17	* at Villanova	L	3-6
4/16	* at Indiana State	W	9-5	4/13	South Dakota State	L	2-5	4/26	Nebraska	W	5-3	4/18	* at Villanova	W	12-6
4/17	* at Indiana State	W	6-5	4/15	South Dakota State	W	6-5	4/27	Rutgers	W	3-2 (11)	4/19	* at Villanova	W	4-0
4/19	Nebraska	L	1-2	4/21	* at Southern Illinois	L	0-4	4/28	Oklahoma State	L	5-6	4/22	Omaha	L	1-4
4/22	* Southern Illinois	W	5-4 (10)	4/21	* at Southern Illinois	L	6-7	4/30	Kansas State	L	3-6	4/25	* Butler	W	8-1
4/23	* Southern Illinois	L	2-3	4/22	* at Southern Illinois	L	5-6	5/3	* at Illinois State	L	2-9	4/26	* Butler	W	2-1
4/24	* Southern Illinois	L	1-2	4/24	Nebraska	L	1-4	5/4	* at Illinois State	L	0-6	4/26	* Butler	W	4-2
4/26	Kansas	W	5-3	4/28	* Illinois State	W	6-5 (15)	5/5	* at Illinois State	W	9-4 (11)	5/2	* Seton Hall	L	2-8
4/29	* Bradley	W	7-3	4/28	* Illinois State	L	2-7	5/8	South Dakota State	W	7-1	5/3	* Seton Hall	W	4-3 (10)
4/30	* Bradley	W	10-1	5/4	* at Bradley	L	1-3	5/10	* at Wichita State	W	6-5	5/4	* Seton Hall	W	8-7 (10)
5/1	* Bradley	W	16-6 (7)	5/5	* at Bradley	W	7-4	5/11	* at Wichita State	W	3-1	5/9	* at St. John's	L	5-6
5/6	* at Wichita State	L	0-8	5/6	* at Bradley	W	4-2	5/12	* at Wichita State	L	1-4	5/11	* at St. John's	W	13-11
5/7	* at Wichita State	W	7-5	5/8	Nebraska	W	8-1	5/14	Nebraska	L	9-12	5/11	* at St. John's	W	15-5
5/8	* at Wichita State	L	3-12	5/9	Omaha	W	6-1	5/16	* Missouri State	W	4-3	5/13	Stephen F. Austin	W	10-8
5/10	Nebraska	W	9-8	5/11	Dallas Baptist	W	4-1	5/17	* Missouri State	L	2-3	5/15	* at Xavier	L	4-9
5/14	* at Evansville	W	2-1 (12)	5/12	Dallas Baptist	L	2-5	5/18	* Missouri State	W	6-3	5/16	* at Xavier	W	7-2
5/15	* at Evansville	W	4-0	5/13	Dallas Baptist	L	6-8	5/21	^ vs. Indiana State	L	3-4	5/17	* at Xavier	W	7-6 (12)
5/16	* at Evansville	L	1-10	5/15	Iowa	L	4-5	5/22	^ vs. Wichita State	L	4-11	5/22	^ vs. Xavier	W	9-2
5/17	at Iowa	W	5-3	5/17	* Wichita State	W	7-3	# - Game played in St. George, Utah			5/23	^ vs. Seton Hall	W	2-1	
5/19	* Missouri State	W	3-2	5/18	* Wichita State	L	0-2	\$ - Riverview Inn Classic in Clarksville, Tenn.			5/25	^ vs. Xavier	L	0-5	
5/20	* Missouri State	W	3-1	5/19	* Wichita State	L	1-5	* - MVC Regular Season game			% - Played in Fort Myers, Fla.				
5/21	* Missouri State	W	3-1	5/22	^ vs. Indiana State	W	5-0	^ - MVC Tournament at Illinois State			& - Played in Millington, Tenn.				
5/25	^ Bradley	W	4-1	5/23	^ vs. Illinois State	W	11-5	# - MVC Regular Season game			* - BIG EAST Regular Season game				
5/25	^ Missouri State	L	3-10	5/24	^ vs. Illinois State	W	10-3	^ - MVC Regular Season game			^ - BIG EAST Tournament in New York City, N.Y.				
5/26	^ Southern Illinois	W	5-0	5/26	^ vs. Southern Illinois	W	8-6								
5/26	^ Missouri State	W	6-5	6/1	& at UCLA	L	0-3								
5/27	^ Missouri State	W	4-3 (12)	6/2	& vs. San Diego	W	8-2								
5/28	^ Wichita State	W	3-1	6/3	& at New Mexico	W	7-2								
6/3	& vs. Georgia	W	2-1	6/3	& vs. UCLA	L	5-13								
6/4	& at #13 Oregon State	L	1-5	! - Game played at CU Sports Complex											
6/5	& vs. Georgia	L	4-5 (11)	* - MVC Regular Season game											
% - Played at USA Baseball Training Facility; Cary, N.C.				^ - MVC Tournament at Missouri State											
* - MVC Regular Season game				& - NCAA Tournament (Los Angeles, Calif.)											
^ - MVC Tournament at Creighton															
& - NCAA Tournament (Corvallis, Ore.)															
\$ - Played in Edwardsville, Ill.															

Year-by-Year Results

2015: 32-19, 13-4 BIG EAST				2016: 38-17, 13-5 BIG EAST				2017: 24-25, 11-4 BIG EAST				2018: 34-16, 8-9 BIG EAST			
Head Coach: Ed Servais				Head Coach: Ed Servais				Head Coach: Ed Servais				Head Coach: Ed Servais			
Date	Opponent	W/L	Score	Date	Opponent	W/L	Score	Date	Opponent	W/L	Score	Date	Opponent	W/L	Score
2/13	at CSU Bakersfield	W	5-0	2/19	at Fresno State	L	1-2	2/17	at UAB	L	2-3	2/16	% vs. Northeastern	W	15-7
2/14	at CSU Bakersfield	W	5-1	2/20	at Fresno State	L	1-2	2/18	at UAB	L	1-5	2/17	% vs. Northeastern	L	7-12
2/15	at CSU Bakersfield	W	10-4	2/21	at Fresno State	L	3-7	2/19	at UAB	L	1-14	2/18	% vs. Northeastern	L	3-8
2/20	at Northwestern State	W	4-3 (10)	2/26	at Stetson	W	5-1	2/24	% at Santa Clara	W	3-1	2/23	at UC Davis	W	6-3
2/20	at Northwestern State	L	2-6	2/27	at Stetson	W	4-1	2/25	% vs. Michigan	L	6-7 (10)	2/24	at UC Davis	W	9-6
2/27	at Tulane	L	2-8	2/28	at Stetson	W	7-5	2/26	% vs. Saint Louis	L	3-7	2/25	at UC Davis	W	10-7 (11)
2/28	at Tulane	W	7-2	3/4	at Murray State	W	7-2	3/3	at Abilene Christian	L	2-3 (10)	3/2	at Central Arkansas	W	12-5
3/1	at Tulane	L	2-3	3/5	at Murray State	W	9-4	3/4	at Abilene Christian	L	7-8 (10)	3/3	at Central Arkansas	L	2-6
3/7	Minnesota	L	6-8 (12)	3/6	at Murray State	W	10-5	3/5	at Abilene Christian	L	3-4	3/4	at Central Arkansas	L	6-7
3/8	Minnesota	L	0-9	3/9	at Kansas State	L	2-8	3/8	at Air Force	L	9-12 (7)	3/6	at Arkansas-Pine Bluff	W	10-6
3/10	at Kansas State	L	5-10	3/11	UAB	W	2-1	3/8	at Air Force	L	5-7 (7)	3/9	at Minnesota	W	7-3
3/11	at Kansas State	W	6-3	3/12	UAB	W	3-1	3/17	Utah Valley	L	1-2 (11)	3/10	at Minnesota	W	7-3
3/13	Utah Valley	W	6-2	3/13	UAB	W	4-3	3/18	Utah Valley	W	3-2	3/11	at Minnesota	L	1-15
3/14	Utah Valley	W	4-3	3/18	North Dakota	W	7-1	3/18	Utah Valley	W	6-5	3/13	at Kansas State	W	13-3
3/14	Utah Valley	L	1-2	3/20	North Dakota	W	5-0 (7)	3/19	Utah Valley	W	19-5	3/17	Wichita State	W	3-1
3/15	Utah Valley	W	11-3	3/20	North Dakota	W	7-1	3/22	at Kansas	W	7-3	3/18	Wichita State	L	4-7
3/17	South Dakota State	W	4-2	3/22	Kansas State	W	5-4	3/26	UC Davis	L	1-12	3/23	at Illinois State	W	5-1
3/22	at Stony Brook	W	8-3	3/25	Stony Brook	W	5-4	3/27	UC Davis	W	2-1	3/23	at Illinois State	W	7-5
3/25	Air Force	W	4-3 (14)	3/27	Stony Brook	W	4-0	3/28	UC Davis	W	4-3	3/27	Nebraska	W	3-1
3/27	Stetson	W	6-5	3/27	Stony Brook	L	4-0 (10)	3/31	Winthrop	W	7-1	3/30	Evansville	W	2-1
3/28	Stetson	W	3-2	3/29	at Nebraska	L	2-8	4/1	Winthrop	L	0-4	3/31	Evansville	W	5-4
3/29	Stetson	W	15-5	4/1	Jacksonville	L	3-4 (10)	4/2	Winthrop	L	1-2	4/1	Evansville	W	12-7
3/31	at #18 Nebraska	L	1-5	4/2	Jacksonville	W	4-0	4/4	at Nebraska	L	6-14	4/4	Kansas State	W	8-3
4/2	* at Georgetown	L	3-4	4/3	Jacksonville	W	2-1	4/7	* #14 St. John's	L	2-3 (14)	4/7	& * vs. Butler	L	4-6
4/4	* at Georgetown	W	4-2	4/8	* Seton Hall	W	3-1	4/8	* #14 St. John's	W	7-4	4/8	& * vs. Butler	W	3-2
4/4	* at Georgetown	W	4-3	4/9	* Seton Hall	W	7-1	4/9	* #14 St. John's	W	5-1	4/10	South Dakota State	W	9-4
4/10	* Xavier	W	8-2	4/10	* Seton Hall	L	4-5	4/11	South Dakota State	W	6-5 (11)	4/11	Kansas	W	14-11
4/11	* Xavier	W	6-1	4/12	Nebraska	W	4-3	4/13	* at Georgetown	W	7-5	4/13	* at St. John's	L	2-6
4/12	* Xavier	W	3-1	4/13	South Dakota State	W	6-5 (11)	4/14	* at Georgetown	W	6-4	4/14	* at St. John's	L	1-5
4/14	#23 Nebraska	L	6-7	4/15	* Butler	W	2-1	4/15	* at Georgetown	W	11-9	4/14	* at St. John's	L	3-4
4/17	* St. John's	W	6-0	4/16	* Butler	W	6-4	4/18	Nebraska	W	5-2	4/17	Omaha	W	9-2
4/18	* St. John's	L	1-4	4/17	* Butler	W	4-3 (10)	4/21	* Villanova	W	6-5	4/20	* at Xavier	W	24-8
4/21	Omaha	W	8-2	4/19	at Arkansas	L	2-6	4/22	* Villanova	W	11-2	4/21	* at Xavier	W	7-3
4/24	* at Butler	W	5-1	4/22	at #20 Brigham Young	L	4-13	4/23	* Villanova	W	2-1	4/22	* at Xavier	L	8-12
4/26	* at Butler	L	1-2	4/23	at #20 Brigham Young	W	10-2	4/26	Wichita State	W	4-3 (10)	4/24	at Nebraska	W	12-9
4/26	* at Butler	W	1-0	4/23	at #20 Brigham Young	W	8-5	4/28	* Xavier	L	1-2	4/27	* Georgetown	W	8-0
4/28	Nebraska	L	6-7	4/29	* at Villanova	W	9-3	5/5	* at Seton Hall	W	2-1	4/28	* Georgetown	L	3-6
4/29	% vs. South Dakota State	W	8-5	4/30	* at Villanova	W	10-4	5/6	* at Seton Hall	W	4-3	4/29	* Georgetown	L	1-8
5/1	* at Seton Hall	L	4-5	4/30	* at Villanova	W	6-5	5/6	* at Seton Hall	L	0-1	5/4	* Seton Hall	W	4-2
5/2	* at Seton Hall	W	10-7	5/6	* Georgetown	W	6-2	5/9	at Omaha	W	7-5	5/5	* Seton Hall	L	1-2
5/3	* at Seton Hall	W	4-2	5/7	* Georgetown	W	4-0	5/10	Nebraska	L	0-4	5/6	* Seton Hall	L	0-3
5/8	Nevada	L	4-5	5/8	* Georgetown	L	2-3	5/12	McNeese State	L	1-5	5/8	Nebraska	W	5-4
5/9	Nevada	L	0-4	5/10	at Wichita State	L	3-7	5/13	McNeese State	L	3-5	5/9	at Omaha	W	10-6
5/12	Arkansas	L	2-6	5/13	* at Xavier	W	4-2	5/14	McNeese State	L	4-9	5/11	* at Villanova	W	4-0
5/14	* Villanova	W	13-5	5/14	* at Xavier	L	5-6	5/18	* at Butler	W	3-1	5/12	* at Villanova	W	6-1
5/15	* Villanova	W	4-2	5/15	* at Xavier	L	4-6	5/19	* at Butler	L	1-7	5/12	* at Villanova	W	3-2
5/16	* Villanova	W	4-3	5/17	Omaha	W	2-1	5/25	^ Seton Hall	W	4-1	5/15	Omaha	W	8-1
5/21	^ Seton Hall	W	7-4	5/17	Nebraska	L	2-15	5/26	^ Xavier	L	6-7	5/17	California	W	5-3
5/22	^ St. John's	L	1-8	5/19	* at St. John's	W	6-3	5/27	^ #20 St. John's	L	2-10	5/18	California	W	4-2
5/23	^ Seton Hall	W	12-1	5/20	* at St. John's	W	8-2	% - Santa Clara Tournament				5/19	California	L	2-7
5/24	^ St. John's	L	7-8	5/21	* at St. John's	L	2-6	% - BIG EAST Regular Season game				% - Played in Fort Myers, Fla.			
% - Played in Sioux City, Iowa				5/26	^ vs. Seton Hall	W	6-5	% - BIG EAST Tournament in Omaha, Neb.				& - Played in Edwardsville, Ill.			
% - BIG EAST Regular Season game				5/27	^ vs. Xavier	L	3-5					% - BIG EAST Regular Season game			
^ - BIG EAST Tournament in Omaha, Neb.				5/28	^ vs. St. John's	W	4-3 (10)								
				5/29	^ vs. Xavier	L	7-8								
				* - BIG EAST Regular Season game											
				^ - BIG EAST Tournament in Aberdeen, Md.											

Year-by-Year Results

2019: 41-13, 14-4 BIG EAST

NCAA Regionals (3-2)

Head Coach: Ed Servais

Date	Opponent	W/L	Score
2/15	at Arkansas-Little Rock	W	10-8
2/16	at Arkansas-Little Rock	W	13-8
2/17	at Arkansas-Little Rock	W	12-10 (11)
2/22	% vs. Texas State	W	6-5
2/23	% vs. Texas State	L	9-12
2/23	at McNeese State	W	11-7
3/1	at Wichita State	L	5-7
3/1	at Wichita State	L	3-4
3/12	at Saint Louis	W	12-11 (11)
3/13	at Saint Louis	W	9-4
3/15	at Evansville	L	1-7
3/16	at Evansville	L	0-11
3/17	at Evansville	W	10-4
3/22	at Maryland	W	3-2
3/23	at Maryland	W	5-3
3/24	at Maryland	W	8-6
3/26	Nebraska	L	3-6
3/30	Illinois State	W	17-3
3/31	Illinois State	W	8-7 (11)
3/31	Illinois State	W	7-3
4/5	Kansas State	W	4-0
4/6	Kansas State	L	2-9
4/7	Kansas State	W	11-1
4/9	at Nebraska	W	10-2
4/12	* at Butler	W	8-7 (10)
4/13	* at Butler	W	7-5
4/13	* at Butler	L	0-5
4/18	* at Seton Hall	W	5-1
4/19	* at Seton Hall	W	11-1
4/20	* at Seton Hall	W	3-1
4/23	Nebraska	W	2-1
4/24	at Kansas	W	6-5
4/26	* Xavier	L	1-8
4/28	* Xavier	W	5-0 (7)
4/28	* Xavier	L	1-3
4/30	at Omaha	W	6-2
5/3	* at Georgetown	W	7-3
5/3	* at Georgetown	W	14-2
5/4	* at Georgetown	W	7-4
5/10	* St. John's	W	11-0
5/11	* St. John's	L	4-6
5/12	* St. John's	W	4-2
5/14	Omaha	W	13-2
5/16	* Villanova	W	10-1
5/17	* Villanova	W	4-1
5/18	* Villanova	W	8-2
5/23	^ vs. Seton Hall	W	10-9
5/24	^ vs. St. John's	W	17-13
5/25	^ vs. Xavier	W	9-8
5/31	& vs. Michigan	L	0-6
6/1	& at #16 Oregon State	W	4-1
6/2	& vs. Cincinnati	W	6-1
6/2	& vs. Michigan	W	11-7
6/3	& vs. Michigan	L	6-17

% - Played in Lake Charles, La.

* - BIG EAST Regular Season game

^ - BIG EAST Tournament (Mason, Ohio)

& - NCAA Tournament (Corvallis, Ore.)

2020: 5-10

Head Coach: Ed Servais

Date	Opponent	W/L	Score
2/14	at Seattle	W	7-0 (7)
2/14	at Seattle	L	2-7
2/16	at Seattle	W	5-4
2/21	at San Jose State	W	7-0
2/22	at San Jose State	L	4-8
2/23	at San Jose State	L	8-9
2/28	at UNLV	L	4-6
2/29	at UNLV	W	4-3 (11)
3/1	at UNLV	L	3-12
3/4	at Kansas	L	2-3
3/7	Portland	W	6-1
3/7	Omaha	L	1-8
3/8	Portland	L	3-4
3/10	at Minnesota	L	3-5
3/11	at Minnesota	L	4-5

2021: 24-15, 15-6 BIG EAST

Head Coach: Ed Servais

Date	Opponent	W/L	Score
2/26	at Lipscomb	W	11-4
2/27	at Belmont	L	2-3 (7)
2/27	at Belmont	W	9-3 (7)
2/28	at Lipscomb	L	5-7
3/5	at Omaha	W	10-3
3/6	at Omaha	W	15-2
3/7	at Omaha	L	2-5
3/19	at Kansas	L	6-7 (14)
3/20	at Kansas	L	3-11
3/20	at Kansas	L	3-11
3/21	at Kansas	L	4-7
3/27	Bradley	W	6-4
3/28	Bradley	W	9-5
4/9	* Villanova	W	9-2
4/10	* Villanova	W	10-0 (8)
4/11	* Villanova	W	8-0
4/17	San Jose State	W	5-0
4/18	San Jose State	W	6-4
4/23	* at Georgetown	W	6-0
4/23	* at Georgetown	W	5-0
4/24	* at Georgetown	W	4-2
4/25	* at Georgetown	L	2-3 (10)
4/30	* St. John's	W	6-1
5/1	* St. John's	W	11-4
5/1	* St. John's	L	1-4
5/2	* St. John's	W	11-4
5/8	* at Butler	W	11-10 (7)
5/8	* at Butler	W	8-2
5/14	* at Seton Hall	W	6-1
5/15	* at Seton Hall	L	0-15 (7)
5/15	* at Seton Hall	L	3-5
5/16	* at Seton Hall	W	3-1
5/20	* Xavier	L	5-10
5/21	* Xavier	L	2-6
5/21	* Xavier	W	3-2 (10)
5/22	* Xavier	W	3-2
5/27	^ vs. Seton Hall	W	8-7
5/29	^ vs. Connecticut	L	0-2
5/29	^ vs. Xavier	L	1-2

* - BIG EAST Regular Season game

^ - BIG EAST Tournament (Mason, Ohio)

2022: 31-18, 15-5 BIG EAST

Head Coach: Ed Servais

Date	Opponent	W/L	Score
2/18	at Portland	L	2-12
2/19	at Portland	L	1-12 (7)
2/19	at Portland	L	3-4 (7)
2/20	at Portland	L	5-6
2/25	at Loyola Marymount	W	14-2
2/26	at Loyola Marymount	L	7-11
2/27	at Loyola Marymount	W	8-5
3/4	St. Thomas	W	3-1
3/6	St. Thomas	W	3-2 (15)
3/8	at Omaha	L	3-5
3/10	at Central Arkansas	W	10-3
3/13	% vs. UT-Martin	W	15-4 (8)
3/18	Minnesota	W	5-4
3/19	Minnesota	W	14-7
3/20	Minnesota	W	4-2
3/25	at Wichita State	W	6-1
3/26	at Wichita State	W	8-3
3/27	at Wichita State	L	3-6
3/29	Nebraska	W	3-2
4/1	The Citadel	W	11-2
4/2	The Citadel	W	5-3
4/3	The Citadel	W	8-3
4/5	at Kansas State	L	5-7
4/8	* Georgetown	W	8-5
4/9	* Georgetown	W	12-1
4/10	* Georgetown	W	14-2
4/14	* at St. John's	W	5-3
4/16	* at St. John's	W	5-4
4/16	* at St. John's	W	4-2
4/18	Arizona	L	0-6
4/19	Arizona	L	1-3
4/22	* Seton Hall	W	8-1
4/23	* Seton Hall	W	14-1
4/24	* Seton Hall	L	9-10
4/29	* at Xavier	W	8-7
4/30	* at Xavier	W	11-9
5/1	* at Xavier	L	3-9
5/6	* at #15 Connecticut	L	1-3
5/7	* at #15 Connecticut	L	5-6
5/8	* at #15 Connecticut	L	5-6
5/10	Omaha	L	3-5
5/13	* Butler	W	3-1
5/14	* Butler	W	14-6
5/15	* Butler	W	4-3
5/19	* at Villanova	W	7-1
5/21	* at Villanova	W	7-5 (10)
5/27	^ vs. Xavier	W	6-5
5/28	^ vs. Connecticut	L	1-7
5/28	^ vs. Xavier	L	8-27

% - Played in Conway, Ark.

* - BIG EAST Regular Season game

^ - BIG EAST Tournament (Mason, Ohio)

2023: 25-24, 10-11 BIG EAST

Head Coach: Ed Servais

Date	Opponent	W/L	Score
2/17	at McNeese State	L	0-1
2/18	at McNeese State	W	9-4
2/19	at McNeese State	W	5-1
2/24	at Coastal Carolina	L	12-14
2/25	at Coastal Carolina	L	5-14
2/26	at Coastal Carolina	W	10-5
3/3	at Cal State Northridge	W	7-6
3/4	at Cal State Northridge	L	8-12
3/5	at Cal State Northridge	L	3-4
3/10	@ vs. BYU	W	8-6
3/11	@ vs. BYU	W	15-5
3/15	Kansas State	L	0-3
3/18	at Wichita State	W	13-6 (14)
3/19	at Wichita State	L	2-12 (7)
3/21	Nebraska	W	6-5
3/24	Minnesota	W	5-2
3/25	Minnesota	L	0-3
3/29	at Kansas	L	1-3
4/1	St. Thomas	W	15-4
4/1	St. Thomas	W	8-5
4/2	St. Thomas	W	7-2
4/4	at Omaha	L	1-4
4/6	* Villanova	W	6-0
4/7	* Villanova	W	2-0
4/8	* Villanova	L	6-8 (10)
4/10	at Kansas State	L	0-10 (7)
4/14	* at Georgetown	W	15-11
4/15	* at Georgetown	L	3-8
4/16	* at Georgetown	L	1-13 (7)
4/18	at Nebraska	W	6-5
4/21	* St. John's	W	12-7
4/22	* St. John's	W	10-2
4/23	* St. John's	W	8-7
4/25	UNLV	L	7-10
4/26	UNLV	W	8-7
4/28	* at Butler	W	16-3
4/29	* at Butler	W	5-3
4/30	* at Butler	W	6-3 (11)
5/5	* Xavier	L	0-11
5/6	* Xavier	L	1-4
5/7	* Xavier	L	1-3
5/9	Nebraska	L	4-7
5/12	* at Seton Hall	L	0-7
5/13	* at Seton Hall	L	2-4
5/14	* at Seton Hall	L	6-11
5/16	Omaha	W	4-2
5/18	* #9 Connecticut	W	7-6
5/19	* #9 Connecticut	L	3-6
5/20	* #9 Connecticut	L	0-10 (8)

@ - Played in Lawrence, Kan.

* - BIG EAST Regular Season game



Year-by-Year Results

2024: 35-17, 7-13 BIG EAST

Head Coach: Ed Servais

Date	Opponent	W/L	Score
2/16	at Coppin State	W	24-0
2/18	at Coppin State	W	9-6 (8)
2/23	at Houston Christian	W	22-1
2/24	^vs. UTSA	W	4-1
2/25	^vs. UIC	W	12-7 (8)
3/1	^vs. Air Force	W	10-6
3/2	^vs. Louisiana Tech	L	0-12 (7)
3/3	^vs. Army	W	9-3
3/5	UMass Lowell	W	12-2
3/6	UMass Lowell	W	13-8
3/9	Portland	W	9-5
3/10	Portland	W	9-2
3/10	Portland	L	3-6
3/12	Omaha	W	8-7
3/15	San Francisco	W	13-5
3/16	San Francisco	L	3-6
3/17	San Francisco	W	7-4
3/19	South Dakota State	W	10-3
3/23	at Stanford	W	3-2
3/24	at Stanford	W	8-2
3/25	at Stanford	L	3-6
3/28	at Charleston Southern	W	13-6
3/30	at Charleston Southern	W	10-7
3/30	at Charleston Southern	W	6-3
4/2	#24 Nebraska	W	5-3
4/3	North Dakota State	W	8-7
4/5	* Butler	L	1-5
4/6	* Butler	W	11-1
4/7	* Butler	W	10-7
4/9	at Omaha	W	7-6
4/12	* at Xavier	W	10-8
4/13	* at Xavier	L	9-15
4/14	* at Xavier	L	3-7
4/16	at Nebraska	W	6-4
4/19	* at Villanova	W	14-6
4/20	* at Villanova	L	6-13
4/21	* at Villanova	L	5-6
4/23	#13 Coastal Carolina	W	7-3
4/24	#13 Coastal Carolina	W	5-4 (10)
4/27	* Georgetown	L	2-10
4/27	* Georgetown	L	3-4
4/30	Nebraska	W	9-5
5/3	* at St. John's	L	3-7
5/4	* at St. John's	L	2-3 (10)
5/4	* at St. John's	L	1-7
5/10	* at Connecticut	L	2-9
5/11	* at Connecticut	L	5-10
5/12	* at Connecticut	W	14-9
5/14	Omaha	W	2-1
5/16	* Seton Hall	W	5-3
5/17	* Seton Hall	W	10-5
5/18	* Seton Hall	L	1-2

^ - Played in Sugar Land, Texas
* - BIG EAST Regular Season game

2025: 43-16, 17-4 BIG EAST

NCAA Regionals (2-2)

Head Coach: Ed Servais

Date	Opponent	W/L	Score
2/14	at UNC Greensboro	L	3-5
2/14	at UNC Greensboro	L	0-3
2/16	at UNC Greensboro	W	17-1
2/21	at Portland	W	5-2
2/21	at Portland	L	9-10
2/22	at Portland	W	6-3
2/28	at College of Charleston	W	8-6
3/1	at College of Charleston	L	6-18
3/2	at College of Charleston	W	8-4
3/9	UC Davis	W	9-3
3/9	UC Davis	W	4-0
3/11	Kansas State	W	9-8
3/14	at San Francisco	L	1-6
3/15	at San Francisco	W	5-2
3/16	at San Francisco	W	7-1
3/18	South Dakota State	W	1-0
3/22	Saint Mary's	L	6-11
3/23	Saint Mary's	W	6-2 (7)
3/23	Saint Mary's	W	6-5 (8)
3/25	at Omaha	W	10-0 (7)
3/28	at Samford	W	6-5
3/29	at Samford	W	11-8 (10)
3/30	at Samford	L	0-5
4/1	at Nebraska	W	9-5
4/4	* Connecticut	L	7-8
4/5	* Connecticut	W	14-2
4/6	* Connecticut	W	11-7
4/8	North Dakota State	L	2-3
4/12	* at Seton Hall	L	6-8
4/13	* at Seton Hall	W	7-3 (7)
4/13	* at Seton Hall	L	6-7 (7)
4/15	Nebraska	L	3-6
4/17	* St. John's	W	12-8
4/18	* St. John's	W	4-3
4/19	* St. John's	W	4-3
4/22	North Dakota State	W	5-2
4/23	& vs. South Dakota State	W	12-2 (7)
4/25	* Villanova	W	3-2 (12)
4/26	* Villanova	W	6-3
4/27	* Villanova	W	12-3
4/29	Omaha	L	5-11
5/2	* at Butler	W	12-7
5/3	* at Butler	W	13-1
5/4	* at Butler	W	16-4
5/6	at Nebraska	W	8-7
5/9	* Xavier	W	6-3
5/10	* Xavier	W	6-5
5/11	* Xavier	L	2-4
5/13	at Omaha	W	19-3 (7)
5/15	* at Georgetown	W	5-3
5/16	* at Georgetown	W	8-6
5/17	* at Georgetown	W	12-1 (7)
5/21	# vs. St. John's	W	10-8
5/22	# vs. Xavier	W	11-8
5/24	# vs. Connecticut	W	7-4
5/30	§ vs. #25 Kansas	W	11-4
5/31	§ at #6 Arkansas	L	1-12
6/1	§ vs. North Dakota State	W	11-10
6/1	§ at #6 Arkansas	L	3-8

* - BIG EAST Game
- BIG EAST Tournament Game
& - Played in Sioux Falls, S.D.
§ - NCAA Tournament Game - Played in Fayetteville, Ark.

* Records prior to 1966 were not accurately kept and results from some years between 1966 and 2001 are also incomplete. The lack of accurate records is reflected in these results.





Bluejay Athletics on the Web

Visit the official home page of the Bluejays at www.gocreighton.com to get the latest news on Creighton athletics. The site contains updated as well as archived rosters, schedules and statistics, media guides, photo galleries and links on everything related to Bluejay athletics.

For More Information

For more information on Creighton University, check out the University's website at www.creighton.edu, or call the Admissions Office at 1-800-282-5835 (toll free) or 402-280-2703.

Social Media Links

For more information about Creighton University, visit us on Facebook or Twitter at:

[Facebook.com/creightonuniversity](https://www.facebook.com/creightonuniversity)

[Facebook.com/gocreighton](https://www.facebook.com/gocreighton)

[X.com/creighton](https://twitter.com/creighton)

[X.com/gocreighton](https://twitter.com/gocreighton)

History of Billy Bluejay

Billy Bluejay is the official mascot of the Creighton University Athletics Department. Creighton is a private, Jesuit NCAA Division I school in Omaha, Neb., founded in 1878.

Prior to 1924, with no official athletics nickname, University publications and news media often referred to Creighton athletic teams by the school's colors – the "White and Blue," or vice versa. Because of Creighton's location atop a bluff, the team was occasionally designated unofficially as the "Hilltoppers," but the name lost favor because at least six other teams in the country went by the same nickname. At the behest of Creighton's Athletics Board and Alumni Association, the *Omaha Bee* newspaper coordinated a public contest in late 1923 to select a nickname and mascot for Creighton University athletic teams. After reviewing 200 entries, the Athletics Board decided upon "Bluejays" because the color of the bird was in keeping with school colors.

The Bluejays were originally depicted by an ornithologically correct rendition of the bird. In 1941, Creighton alumnus Joseph P. Murphy, a 1931 graduate of the College of Business and, at the time, a Creighton journalism professor and the head of its public relations department, designed a graphical image of the bird with a more human stance and expression.

Murphy's 1941 design remained largely intact for the past 72 years with only minor revisions. While it is unclear on the exact year the first walking costume mascot modeled after Murphy's 1941 graphical image appeared publicly or the first time the image or mascot were referred to as "Billy Bluejay," many costumes were created, changed/re-designed over the past seven decades as Billy became a fixture at Creighton Athletics events, roaming the sidelines to cheer on his beloved Bluejays.

In October, 2013, in conjunction with Creighton's move to the BIG EAST Conference, the University unveiled a new Athletics brand – athletic logo, sport-specific logos and corresponding secondary marks designed to increase overall awareness of the Creighton University Bluejays - locally, regionally and nationally. The new logo was designed to build on the history, tradition and love of previous Billy Bluejay icons while maintaining the integrity of the past and establishing the new Creighton Bluejay brand as a distinct and recognizable identity in the BIG EAST.

Creighton Athletics turned to Street Characters to provide an updated Billy Bluejay walking mascot costume, one that was more vibrant, more athletic and one that more closely resembled the new athletics brand. The new-look Billy Bluejay walking mascot costume made his first public appearance in front of over 17,000 fans when the Creighton men's basketball team hosted Nebraska on Dec. 8 at CHI Health Center Omaha.





McCormick Endowed Athletic Director Marcus Blossom

Marcus Blossom starts his fifth year as McCormick Endowed Athletic Director at Creighton in 2025-26.

Creighton has enjoyed historic levels of success in Blossom's first four years on the job, as Bluejay teams have made 18 postseason appearances, won six conference tournament titles, five regular-season titles and had 78 First Team All-Conference selections to go with eight Conference Coach of the Year accolades. The Bluejays have had 11 College Sports Communicators Academic All-Americans during Blossom's tenure.

Among Creighton's most prominent student-athletes in his reign have been 2022 MAC Hermann Trophy Award winner and 2024 Olympian Duncan McGuire, NBA Draft picks Ryan Kalkbrenner and Baylor Scheierman, USA Basketball 3x3 MVP Morgan Maly and First Team All-American Kendra Wait.

Creighton is the nation's only school to reach the Elite Eight in men's soccer, volleyball, men's basketball, women's basketball in the last four years. Creighton and UCLA are also the nation's only schools to reach the Sweet 16 at least once in men's soccer, women's volleyball, men's basketball and women's basketball in the past four years.

The work performed by Bluejay student-athletes in the classroom also featured excellence across the board. The men's track program owned the nation's best GPA in 2023-24 & 2024-25. Five of Creighton's programs were recognized by the BIG EAST with Team Academic Excellence Awards in 2024-25. CU student-athletes owned a 3.51 GPA in the spring of 2025.

As athletic director at Holy Cross, Blossom led the development of the athletics department's first strategic plan, with a focus on creating a high-performance culture, achieving and sustaining competitive excellence, and increasing ticket sales, external support and community engagement, while also enhancing facilities.

Under his leadership, academic success within the Holy Cross athletics program was among the very best in the nation, ranking first for graduation success rate, with the school receiving more than a dozen Division I Academic Progress Rate public recognition awards from the NCAA. Several teams at Holy Cross posted multi-year APR scores in the top 10% of all squads in their respective sports.

Prior to his time at Holy Cross, Blossom spent five years at Boston College as senior associate athletics director for business and administration.

Blossom has a deep background with Jesuit higher education, and he is no stranger to the BIG EAST, having spent two years with Providence College as associate athletic director for business operations. Earlier in his career, he also served as assistant director of championships for the NCAA, managing the complex process of championship host-city selection, among other duties.



Blossom, who is from Chicago and has strong Midwestern ties, earned his Bachelor's Degree in Business Administration with a concentration in finance at Northeastern University, a Master's Degree in Sport Management from West Virginia University and an MBA from the University of Rhode Island. While earning his undergraduate degree at Northeastern University, Blossom was a three-time GTE/CoSIDA Academic All-District and three-time all-conference selection in men's basketball.

Blossom and his wife, Karli, have two daughters, Maya and Mora.



President Rev. Daniel S. Hendrickson, SJ, Ph.D.

The Rev. Daniel S. Hendrickson, SJ, Ph. D, is the 25th president of Creighton University and currently in his 11th year leading the nearly 150-year-old Jesuit, Catholic institution with campuses in Omaha, Phoenix, and the Dominican Republic.

Fr. Hendrickson first encountered Creighton as a student in the Jesuit Humanities Program in 1996 before returning to teach at the University from 2000 to 2003. He was elected to the Creighton Board of Trustees in 2013, elected president of Creighton in December 2014, and began his tenure July 1, 2015, guided by a deep passion for the University's mission to form leaders who are motivated to build a more just world.

Prior to serving as Creighton University president, he held positions at Jordan University College in Morogoro, Tanzania; Fordham University in New York; and Marquette University.

During his presidency, the University has experienced record-breaking enrollments and an expansion of academic program offerings as well as undergraduate research opportunities. Additionally, an increase in student support efforts has helped Creighton achieve a 98% outcomes rate for graduates and a 94% first-to-second year retention rate.

Fr. Hendrickson has also overseen significant expansion and enhancements to the University's physical footprint. This includes more than half a billion dollars in investments to the urban core of Omaha through infrastructural improvements as well as building a new campus in Phoenix in 2021 for interprofessional health sciences education, including a second four-year medical school, with the ability to serve approximately 1,000 students.

Moreover, with Fr. Hendrickson's leadership, Creighton strengthened its philanthropic support. As of 2025, the University has seen a 38% increase in endowed chairs during his tenure with 14 positions being created since 2015 and 13 of those being funded during the ambitious Forward Blue campaign, which launched publicly in 2021. With student support as a priority, the campaign has raised more than \$246 million in scholarship dollars, with more than 488 new scholarships established. During this time, Creighton's total investments, which reflect a nearly 75% increase in the endowment pool as well as other contributions, have topped \$1 billion.

Outside of Creighton, Fr. Hendrickson serves on the boards of Boston College, Xavier University, and the BIG EAST Conference Board of Directors. He is also a trustee of ILAC/Centro de Educación para la Salud Integral in the Dominican Republic and Jesuit Worldwide Learning.

Fr. Hendrickson holds a BA from Marquette University; an MA in philosophical resources from Fordham University; a MDiv degree from Santa Clara University; and MA and PhD degrees from Columbia University. He is the author of "*Jesuit Higher Education in a Secular Age: A Response to Charles Taylor and the Crisis of Fullness*," published in 2022.

Student-Athlete Support

Creighton's McDermott Center Features Parker Family Academic Resource Center

In the summer of 2014, Creighton opened the McDermott Center, a facility that has benefited student-athletes for the last decade. Located adjacent to D.J. Sokol Arena and the Wayne and Eileen Ryan Athletic Center, the McDermott Center is highlighted by the Wayne and Eileen Ryan Athletic Training Center, the Parker Family Academic Resource Center, the Doug McDermott Player Lounge and the Kyle Korver Courts inside D.J. Sokol Gymnasium, among many other features.

The Parker Family Academic Resource Center features private meeting and study rooms with access to tutors, a computer lab, wireless internet, couches, tables, chairs and many more resources to help Bluejays student-athletes make the most of their time.



All-Time CSC Academic All-Americans

Rick Apke, 1977 & 1978
Steven Ashworth, 2025
Ty Blach, 2011
Megan Bober, 2012
Abby Bottomley, 2021
Dennis Bresnahan, 1970
Krystle Campa, 2003
Becca Changstrom, 2013
Tyler Clement, 2018
Sam Crowley, 2018
Zach Daeges, 2005 & 2006
Brody Deren, 2004
Ethan Finlay, 2011
Becky Flynn, 1995
Christine Fukumoto, 2005
Heidi Geier, 1998 & 1999
Emily Greisch, 2006
Bill Hahn, 1993
Jennie Hartjes, 2015
Shane Havens, 2003
Fabian Herbers, 2014 & 2015
Brian Holt, 2011

Vincent Keller, 2015
Brooks Kendall, 2018
Taryn Kloth, 2018
Sven Koening, 2018
Harrison Lang, 2017
Dan Lawler, 1999, 2000 & 2001
Katherine Lemke, 2023
Michael Lindeman, 2003 & 2004
Christy Lunceford, 1997
Morgan Maly, 2024 & 2025
Ava Martin, 2026
Nick Monkemeyer, 2019 & 2020
Tara Oltman, 2008, 2009 & 2010
Jace Peters, 2011
Alfie Pope, 2023
Jessica Powers, 1999
Connor Ramlo, 2019
Kiara Reinhardt, 2026
Jamie Reiss, 2007
Ernie Rongish, 1973
Darin Ruf, 2009

Dave Schrage, 1983
Kiana Schmitt, 2023
Paul Silas, 1964
Norah Sis, 2024
Boston Small, 2023
Jean Tierney, 1983
Anthony Tolliver, 2007
Kendra Wait, 2022, 2023 & 2024
Carrie Welle, 1998
Matt Wieland, 2005
Jaali Winters, 2017 & 2018
Brittany Witt, 2019

Academic and Athletic Success

- Creighton's student-athletes combined for a 3.51 GPA last spring, its best spring semester on record. The student-athletes also own a 3.50 cumulative GPA.
- Fifty-three Creighton student-athletes have earned a combined 69 College Sports Communicators Academic All-American honors all-time. Volleyball's Kendra Wait and Norah Sis, as well as Men's Basketball's Steven Ashworth and Women's Basketball's Morgan Maly, were each honored during the 2024-25 school year.
- Kendra Wait became CU's first student-athlete in any sport to be named a First Team Academic All-American as well as a First Team All-American on the court in the same academic year.
- Creighton had 216 student-athletes make the Dean's List at least one time last year, including 151 student-athletes who earned the honor both semesters.
- Every program had a team GPA of 3.25 or better last spring and nine squads (men's basketball, women's basketball, women's golf, women's tennis, men's cross country/track, women's cross country/track, women's soccer, rowing) had GPA's of 3.50 or better last spring.
- Nine Creighton teams were recognized with national academic honors for the classroom acumen during the 2024-25 academic year.
- Twenty members of the Creighton Baseball program earned a 3.5 GPA or better at least once in 2024-25, with 15 men doing it both semesters.
- Baseball has three years in a row of a 3.3 GPA or higher (currently in their best stretch of academic success since records have been kept).
- Fifty-four student-athletes (19 percent) earned perfect 4.0 GPAs during the spring 2025 semester, including Matthew Aukerman, Dominic Cancellieri, Dakota Duffalo, Joe Hauser, Kyle Hess and Nolan Sailors from the baseball team.

Outstanding Student-Athletes

Creighton prides itself on the quality education it provides for student-athletes. Those listed below were members of the Dean's List (3.5 GPA) in 2024-25. (*Earned Dean's List honors both semesters.)

Baseball

Nathan Anderson*
Matthew Aukerman*
Jimmy Burke
Dominic Cancellieri*
Teddy Deters
Dakota Duffalo*
Tate Gillen*
Joe Hauser*
Kyle Hess*
Eason Hurd*
Noah Klein*
Will MacLean*
Mason McCurdy*
Nate McHugh*
Eli Nissen*
Ben North
Robert O'Malley*
Nolan Sailors
Matt Scherrman*
Cuyler Zukowski

Men's Golf

Jake Boor
Kolby Brown*
Cole Davis
Grant Feldman
Brock Kuhlman*
Owen Mackin*
Radley Mauney*
Owen Price*

Women's Golf

Abby Aeschleman*
Annie Dawson*
Julia Karmazin*
Katharine Marshall*
Karsen Morrison
Kinsley Smith*

Women's Soccer

Greta Betz
Caroline Blum*
Kelis Brown*
Carmen Carpenter*
Mallory Connealy
Stella Downing
Olivia Duray
Victoria Gillis
Anja Jestrovic
Alyssa Judkins
Lara Kazandjian
Clara Kulick*
Marissa LeVine*
Azumi Manriki*
Madelyn Merrick
Ariana Mondiri
Ella Offer*
Kendal Radke*
Abigail Santana*
Savanna Solomon*
Elliot Smith
Millie Thistleton*
Jessica Torres*
Andrine Westlie*
Allison Williams*

Rowing

Lindsey Barcia*
Avery Boucher*
Nicole Bryan
Emma Buys*
Mary Callahan*
Chloe Carlson*
Emma Chipps*
Shayla Edwards*
Addison Egger
Jaimie Gale
Sophie Galioto*
Lucy Giunta
Emily Gleason*
McKenzie Glover*
Addison Gregoire*
Cathleen Guenther*
Emma Hancock*
Paige Harty*
Sarah Herzer*
Jocelyn Jennings*
Emma Johnson*
Ellie Kearin*
Laurel Kieffer*
Courtney Kobza*
Sarah Koons*
Rachel Malander*
Amelia Muhlbauer*
Emma O'Dwyer
Gabrielle Ohwovoriole*

Men's Basketball

Steven Ashworth*
Ty Davis*
Jasen Green
Pop Isaacs
Ryan Kalkbrenner
Sami Osmani*
Shane Thomas
Josh Townley-Thomas*
Isaac Traudt*
Fedor Zugic*

Women's Basketball

Mallory Brake
Elizabeth Gentry*
Sydney Golladay*
Allison Heathcock*
Jayme Horan
Lauren Jensen*
Brooke Littrell*
Morgan Maly*
Molly Mogensen*
Kennedy Townsend*

Men's Cross Country/Track

Diego Barron
Sam Berlinghof*
Lucas Bossinger*
Marcos Gonzalez*
Cole Haith*
Ryan Hendrickson
Noah Jodon
Evan Kraus*
Gus Lampe*
Jacob Ludwick*
Jonathan Lukas*
Ryan Montero
Eli Moore*
Tommy Murray*
Logan Piper*
Dominic Ricci*
Henry Slagle*
Jack Sorensen*
Matt Tolman
Jake Ziebarth*

Women's Cross Country /Track

Kate Blaesing
Anna Bridges*
Saige Christen*
Madeline Lage*
Anika Nettekoven*
Abby Parker
Scarlett Pearlman*
Claire Pyne*
Molly Rogers*
Taylor Rorick*
Alaire Serell*
Katherine Soule*
Sophia Valentine*

Men's Soccer

Fabian Alvarez
Pablo Andrade
Miguel Arilla*
Lucio Berron*
Ryan Brakke
Nick Cenek*
Gavrillo Civric
Aaron Deppe
Brian Edelman*
Ben Foulks*
Blake Gillingham
Sean Green
Matthew Hudson*
Brandon Keniston*
Owen Nelson*
Mark O'Neill*
Ali Ramadan
Omar Ramadan*
Etienne Ravelli
Ismael Reyes*
Landon Sloan*

Softball

Avery Barnard
Ella Dalton*
Lynn Davis*
Annika Dugenske*
Mazie Flud
Kenzie Nakasawa
Brooklyn Patchen*
Erika Perez*
Hannah Poole*
Kenzie Schopfer*
Sydra Seville*
Elliot Smith*

Men's Tennis

Blake Eason*
Zachary Kuo*
Rockwell McKenzie*
Ethan Neil*
Kirtan Patel

Women's Tennis

Annika Elvestrom*
Elsa Jurrens*
Siri Kongara*
Valerie Negin*
Bianca Rademacher*
Philippa Roy*

Volleyball

Maddy Bilinovic*
Eloise Brandewie
Sydney Breissing*
Audrey Clark
Ava Martin*
Katie Maser
Sky McCune*
Abbey Milner
Destiny Ndam-Simpson*
Ashlyn Paymal
Kiara Reinhardt*
Norah Sis*
Ava TeStake*
Kendra Wait*
Sophia Wendlick
Emma Ziegler

Creighton Traditions

College World Series

The NCAA Division I Men's College World Series has called Omaha home every year since 1950 and Creighton University serves as the host institution for the event. Annually drawing more than 300,000 fans to the 11-day event, the Men's College World Series is one of the nation's premier sporting events, matching college baseball's top eight teams in a double-elimination tournament for the national championship.



The 2026 MCWS will be the 76th in Omaha and is scheduled for June 12-22 at Charles Schwab Field Omaha.

BIG EAST Conference

The Creighton baseball team begins its 13th season as a member of the BIG EAST Conference in 2026. Creighton was a member of the Missouri Valley Conference from 1977-2013. Prior to joining The Valley, the Bluejays played as an independent.

Endowed Scholarships

Through the generosity of its supporters, Creighton has established endowed scholarships that are awarded to student-athletes on a yearly basis. These scholarships go toward helping student-athletes who have completed their athletic eligibility. Below are the names of donors with endowed scholarships that are available to baseball players:

All Sports:

- Boulay Athletic Endowed Scholarship
- Curran Athletic Endowed Scholarship
- FNBO Athletic Endowed Scholarship
- Clair Barr Memorial
- Dr. Lee C. Bevilacqua Memorial
- Donald and Joan Cimpl
- Luke and Shirley Coniglio
- Robert M. Dippel
- Bob Gibson
- Larry B. and Shirley M. Good Family
- Reverend Hart Athletic Endowed Scholarship
- Charles and Mary Heider Endowed
- Frank J. Iwersen M.D.
- Jansen Athletic Endowed Scholarship
- George and Margaret Johnson Family Athletic Endowed Scholarship
- Thomas Kiefer D.D.S. 1977 Family
- Terry and Jackie Kroeger
- A. Len Leavitt Memorial
- Ralph and Margaret Mailliard Memorial
- Red McManus Endowed Scholarship
- Bruce and Jill Rasmussen Family Athletic Endowed Scholarship
- Schlegel Athletic Endowed Scholarship
- Matthew David Snyder Memorial Athletic Scholarship
- Dr. Charles and Mary Ann Taylon Athletic Endowed Scholarship

Baseball Only:

- William S. Ellis Memorial
- Chris Gradoville
- Robert L. Gradoville Memorial
- Mark and Debroah Henkels
- Jason Judge Memorial
- Pete and Laura Leddy
- Yano and Cindy Mangiameli
- Donald and Paris Montgomery
- C. Raymond Palmer, MD '32
- Patrick C. Quinlan

Dr. Lee C. Bevilacqua

Inducted into the Creighton University Athletics Hall of Fame in 1988, Dr. Lee C. Bevilacqua became the first person associated with Creighton athletics to be honored by the Missouri Valley Conference Hall of Fame when he was presented the MVC Award of Merit at the Hall of Fame induction ceremonies Sept. 1, 1998, in St. Louis. Dr. Lee C. Bevilacqua was Creighton's volunteer team physician for 32 years (1962-82, 1986-98) until his passing in October of 1998.

MVC All-Centennial Team

As part of its centennial celebration, the Missouri Valley Conference named a baseball all-centennial team in 2007. Creighton was well-represented, as nine Bluejays were selected.



Tony Roth

Tony Roth (2002-05) was one of five players selected at second base. Scott Servais (1986-88) at catcher and Zach Daeges (2003-06) at third base were each one of only four players selected at their positions.



Zach Daeges

The 1991 National Player of the Year Scott Stahoviak (1989-91) was selected as a utility player. Oneri Fleita (1987-88) was voted to the team as one of four designated hitters. In the outfield, Dave Schrage (1980-83) was chosen as one of nine outfielders.

Alan Benes (1991-93) and Dan Smith (1988-90) were voted onto the team as starting pitchers. Steve Grasley (2001-04) received the nod as a reliever.


USA Baseball

Six Bluejay baseball players -- Chad McConnell, Chad Meyers, Brian O'Connor, Dennis Rasmussen, Scott Servais and Dan Smith -- as well as former head coaches Ed Servais and Jim Hendry have represented the United States in international competition.

Scott Servais was a member of the gold-medal winning baseball team at the 1988 Seoul Olympics.



Dennis Rasmussen



Scott Servais



Ed Servais

Media Information



Creighton Athletic Communications Office



Rob Anderson
402-280-5544



Glen Sisk
402-280-2433



Patrick Davis
402-280-5801

Baseball Contact
glensisk@creighton.edu

Media Credentials

Members of the media covering baseball home games should contact Creighton Baseball's Athletic Communication contact, Glen Sisk, to request credentials at least 48 hours prior to the game. Credentials for the Charles Schwab Field Omaha games may be picked up at the stadium's will call window.

Interviews

All interviews are to be coordinated through Glen Sisk. Typically Coach Kingston and his players will not be available for interviews prior to games, rather Kingston and selected players will be available for interviews postgame.

Photo Policy

Only accredited photographers on assignment will be issued credentials. Copies of the rosters will be available in the media area. Photographers are not permitted on the field of play, but photographers will be allowed in the camera pits in both dugouts.

TV Coverage

Creighton baseball games have been consistently televised since joining the BIG EAST. The Bluejays have been seen on FS1, FS2, Fox, ESPN, CBS Sports Network as well as locally on Cox and Nebraska Public Media.

Video Stream and Radio

Beyond the televised broadcasts, the remaining home games are available via ESPN+.

The talented crew of John Bishop, Connor Happer, Jake Ryan, Gary Sharp and Glen Sisk will share broadcast responsibilities for games on ESPN+ and commercial radio on 1180 AM or 1620 AM.

Credits

The 2026 Creighton Baseball Media Guide was written, edited and designed by Creighton Athletic Communications Interns Sophia Coleman, Dawson Freudenberg and Athletic Communications Student Assistant Abbie Gallant with assistance from Associate Athletic Communications Director Glen Sisk. Editorial assistance provided by Rob Anderson, Patrick Davis and the Creighton baseball staff. The 2026 Baseball Media Guide was printed by the Bluejay Print and Post.

Photos courtesy of Nick Barajas, Drew Balus, Christian Bracher, Steve Branscombe, Joel Deman, Eric Francis, Grant Griffin, Angela Hutchins, Justin Kreutzian, Mark Kuhlmann, Joey Kurtz, Sullivan Lawrence, Abby Mills, Xavier Rincon, Glen Sisk, Jimmy Rash, Oliver Sorensen, Michael Spomer, Diego Vasconcelos, Brad Williams, Joe Willman, Chicago Cubs, Oakland Athletics, San Francisco Giants, St. Louis Cardinals, Tampa Bay Rays, USA Baseball and the National Baseball Hall of Fame.

Bluejay Baseball Media Directory

Newspapers

Omaha World-Herald

301 N. 117th Ave., Suite 201
Omaha, NE 68164
Phone: 402-444-1000
Beat Writer: Jon Walker

Creightonian

2500 California Plaza
Omaha, NE 68178
P/F: 402-280-4058 / 280-4730
Editor-in-Chief: Ally SeEVERS

Online

Hurrdat Sports

hurrdatsports.com
Beat Writer: Jacob Padilla

White & Blue Review

WhiteAndBlueReview.com
Beat Writer: Matt DeMarinis

Radio

Fox Sports Radio

**KOZN (1620 AM),
KOIL (1290 AM) &
KZOT (1180 AM)**
5011 Capitol Ave.
Omaha, NE 68132
P/F: 402-342-2000 / 827-5293
General Manager: Keely Byars

Television

KETV (ABC)

1001 S. 10th Street
Omaha, NE 68108
P/F: 402-978-8957 / 978-8931
Sports Director: Andy Kendeigh

KMTV (CBS)

10714 Mockingbird Dr.
Omaha, NE 68127
P/F: 402-593-2706 / 592-4714
Sports Director: TBA

Nebraska Public Media (PBS)

PO Box 83111
Lincoln, NE 68111
P/F: 402-472-9333 / 472-5347
Producer: Gavin Felix

WOWT (NBC)

3501 Farnam Street
Omaha, NE 68131
P/F: 402-233-7940 / 233-7888
Sports Director: Clayton Collier

Wire Service

Associated Press (Omaha)

1700 Farnam Street
Omaha, NE 68102
P/F: 402-391-0031 / 391-1412
Sports Writer: Eric Olson



Creighton 2026 Baseball Schedule



Day, Date	Opponent	Location	Time
Friday, February 13	at Saint Mary's	Moraga, Calif.	4:00 pm
Saturday, February 14	at Saint Mary's	Moraga, Calif.	3:00 pm
Sunday, February 15	at Saint Mary's	Moraga, Calif.	12:00 pm
	<i>Tony Gwynn Tournament (Feb. 20-22)</i>		
Friday, February 20	at UC San Diego	San Diego, Calif.	8:00 pm
Saturday, February 21	at San Diego	San Diego, Calif.	7:00 pm
Sunday, February 22	vs. Utah	San Diego, Calif.	1:00 pm
	<i>REV Texas Tournament (Feb. 27 - March 1)</i>		
Friday, February 27	vs. Tarleton State	Cleburne, Texas	2:00 pm
Saturday, February 28	at Abilene Christian	Cleburne, Texas	2:00 pm
Sunday, March 1	vs. Tarleton State	Cleburne, Texas	11:00 am
Friday, March 6	Gonzaga	Omaha, Neb. (Charles Schwab Field Omaha)	6:00 pm
Saturday, March 7	Gonzaga	Omaha, Neb. (Charles Schwab Field Omaha)	2:00 pm
Sunday, March 8	Gonzaga	Omaha, Neb. (Charles Schwab Field Omaha)	1:00 pm
Tuesday, March 10	at LSU	Baton Rouge, La.	6:30 pm
Friday, March 13	at Tulane	New Orleans, La.	6:30 pm
Saturday, March 14	at Tulane	New Orleans, La.	6:30 pm
Sunday, March 15	at Tulane	New Orleans, La.	1:00 pm
Wednesday, March 18	Omaha	Omaha, Neb. (Charles Schwab Field Omaha)	6:00 pm
Friday, March 20	at Miami	Coral Gables, Fla.	6:00 pm
Saturday, March 21	at Miami	Coral Gables, Fla.	5:00 pm
Sunday, March 22	at Miami	Coral Gables, Fla.	12:00 pm
Tuesday, March 24	Omaha	Omaha, Neb. (Charles Schwab Field Omaha)	6:00 pm
Wednesday, March 25	South Dakota State	Omaha, Neb. (Charles Schwab Field Omaha)	6:00 pm
Friday, March 27	Sacramento State	Omaha, Neb. (Charles Schwab Field Omaha)	6:00 pm
Saturday, March 28	Sacramento State	Omaha, Neb. (Charles Schwab Field Omaha)	2:00 pm
Sunday, March 29	Sacramento State	Omaha, Neb. (Charles Schwab Field Omaha)	1:00 pm
Tuesday, March 31	Nebraska	Omaha, Neb. (Charles Schwab Field Omaha)	6:00 pm
Thursday, April 2	* at Connecticut	Storrs, Conn.	5:05 pm
Friday, April 3	* at Connecticut	Storrs, Conn.	5:05 pm
Saturday, April 4	* at Connecticut	Storrs, Conn.	11:05 am
Wednesday, April 8	North Dakota State	Omaha, Neb. (Charles Schwab Field Omaha)	6:00 pm
Friday, April 10	* Seton Hall	Omaha, Neb. (Charles Schwab Field Omaha)	6:00 pm
Saturday, April 11	* Seton Hall	Omaha, Neb. (Charles Schwab Field Omaha)	2:00 pm
Sunday, April 12	* Seton Hall (Bill Stekis Clinic)	Omaha, Neb. (Charles Schwab Field Omaha)	11:00 am
Tuesday, April 14	at Nebraska	Lincoln, Neb.	6:00 pm
Friday, April 17	* at Villanova	Plymouth Meeting, Pa.	2:00 pm
Saturday, April 18	* at Villanova	Plymouth Meeting, Pa.	1:00 pm
Sunday, April 19	* at Villanova	Plymouth Meeting, Pa.	12:00 pm
Wednesday, April 22	at Omaha	Omaha, Neb.	6:00 pm
Friday, April 24	* Butler (First Responders)	Omaha, Neb. (Charles Schwab Field Omaha)	6:00 pm
Saturday, April 25	* Butler (Military Day)	Omaha, Neb. (Charles Schwab Field Omaha)	2:00 pm
Sunday, April 26	* Butler (Cancer Awareness)	Omaha, Neb. (Charles Schwab Field Omaha)	12:00 pm
Tuesday, April 28	North Dakota State (Kids Game)	Omaha, Neb. (Charles Schwab Field Omaha)	11:00 am
Friday, May 1	* at St. John's	Queens, N.Y.	2:00 pm
Saturday, May 2	* at St. John's	Queens, N.Y.	1:00 pm
Sunday, May 3	* at St. John's	Queens, N.Y.	12:00 pm
Tuesday, May 5	Kansas	Omaha, Neb. (Charles Schwab Field Omaha)	6:00 pm
Friday, May 8	* Georgetown (Gradoville Game)	Omaha, Neb. (Charles Schwab Field Omaha)	6:00 pm
Saturday, May 9	* Georgetown (Alumni Day)	Omaha, Neb. (Charles Schwab Field Omaha)	2:00 pm
Sunday, May 10	* Georgetown	Omaha, Neb. (Charles Schwab Field Omaha)	12:00 pm
Tuesday, May 12	Nebraska	Omaha, Neb. (Charles Schwab Field Omaha)	6:00 pm
Thursday, May 14	* at Xavier (Great American Ballpark)	Cincinnati, Ohio	TBA
Friday, May 15	* at Xavier	Cincinnati, Ohio	1:00 pm
Saturday, May 16	* at Xavier	Cincinnati, Ohio	12:00 pm
Wednesday, May 20	BIG EAST Championships (BEDN)	Mason, Ohio	TBA
Thursday, May 21	BIG EAST Championships (BEDN)	Mason, Ohio	TBA
Friday, May 22	BIG EAST Championships (BEDN)	Mason, Ohio	TBA
Saturday, May 23	BIG EAST Championships (BEDN)	Mason, Ohio	TBA
May 29-June 2	NCAA Regionals	TBD	TBA
June 5-8	NCAA Super Regionals	TBD	TBA
June 12-22	College World Series	Omaha, Neb. (Charles Schwab Field Omaha)	TBA

Home games indicated by BOLD

* - BIG EAST Conference Game



Creighton