Official Basketball Box Score - Final

Creighton at Michigan

11/24/26 T-Mobile Arena, Las Vegas

2026-27 Men's Basketball

Game Time: 2:30 PM
Game Duration: 2:08
Attendance: 2,591

Officials: JEFFERY ANDERSON, NATHAN FARRELL, EARL WALTON

Creighton - 99 **Record: 5-1**

NO.	Name		Min	FG M-A	3P M-A	FT M-A	Rebounds OR	DR	TOT	Fouls PF	FD	TP	AS	TO	ST	Blocks BS	BA	+/-
23	Jackson McAndrew	F	06:21	0-1	0-1	0-0	1	0	1	3	0	0	1	0	0	0	0	-1
55	Oswin Erhunmwunse	F	11:13	3-4	0-0	0-0	1	2	3	5	0	6	0	1	0	2	0	3
1	Austin Swartz	G	28:07	5-9	3-5	0-0	0	1	1	3	1	13	3	0	0	0	0	20
2	Wes Enis	G	32:50	11-26	8-18	0-0	1	3	4	1	0	30	1	0	1	0	0	25
24	BJ Davis	G	28:27	6-13	3-5	6-6	0	2	2	2	6	21	7	1	3	0	1	25
5	Katrelle Harmon		17:24	0-2	0-0	6-8	0	2	2	3	4	6	5	1	0	1	1	5
34	Fredrick King		21:19	1-3	0-0	2-4	2	4	6	2	2	4	2	0	1	1	0	16
0	Jasen Green		25:56	1-2	0-0	0-0	2	4	6	1	2	2	2	1	0	0	1	9
8	Trevon Carter-Givens		06:32	1-1	0-0	0-0	1	1	2	2	0	2	0	1	0	0	0	7
10	Hudson Greer		14:51	5-7	1-1	1-1	2	1	3	2	1	12	0	0	1	1	1	15
41	Isaac Traudt		03:08	1-1	1-1	0-0	0	1	1	1	0	3	0	1	0	0	0	0
7	Kayden Edwards		01:28	0-0	0-0	0-0	0	0	0	0	0	0	0	0	0	0	0	3
12	Shane Thomas		01:28	0-0	0-0	0-0	0	0	0	0	0	0	0	0	0	0	0	3
32	Wesly Rosa		00:56	0-0	0-0	0-0	0	0	0	0	0	0	0	0	0	0	0	0
Team							3	5	8	0		0		2				
Totals				34-69	16-31	15-19	13	26	39	25	16	99	21	8	6	5	4	26

Shooting By Period			
1st	FG%	20-40	50.0%
	3PT%	12-22	54.5%
	FT%	7-8	87.5%
2nd	FG%	14-29	48.3%
	3PT%	4-9	44.4%
	FT%	8-11	72.7%
GM	FG%	34-69	49.3%
	3PT%	16-31	51.6%
	FT%	15-19	78.9%

Dead Ball Rebounds: 4, 0

Major Fouls: NONE

Michigan - 73 **Record: 3-3**

NO.	Name		Min	FG M-A	3P M-A	FT M-A	Rebounds OR	DR	TOT	Fouls PF	FD	TP	AS	TO	ST	Blocks BS	BA	+/-
13	J.P. Estrella	F	25:57	8-9	2-3	4-5	4	5	9	2	5	22	1	2	0	0	0	-4
52	Moustapha Thiam	C	27:16	4-10	2-4	2-2	4	4	8	2	1	12	1	2	0	4	0	-16
1	Trey McKenney	G	25:09	3-10	3-7	1-2	1	1	2	1	1	10	3	2	0	0	0	-6
3	Elliot Cadeau	G	27:30	3-9	1-4	3-5	0	2	2	3	6	10	2	3	0	0	2	-24
11	Roddy Gayle Jr.	G	25:30	3-10	0-1	2-4	4	6	10	2	5	8	6	3	0	0	1	-10
0	Ricky Liburd		20:30	1-3	1-3	0-0	1	0	1	1	1	3	0	0	0	0	0	-24
8	Quinn Costello		17:24	0-7	0-7	0-0	1	0	1	2	1	0	0	1	0	0	0	-19
2	Kenny Noland		07:13	0-2	0-2	2-2	0	0	0	0	3	2	2	0	0	0	0	6
19	Jalen Reed		08:20	1-3	0-1	2-3	0	0	0	1	2	4	0	1	0	0	2	-16
10	Joseph Hartman		09:47	0-2	0-2	0-0	0	0	0	2	0	0	0	0	0	0	0	-11
12	Oscar Goodman		00:48	0-1	0-1	0-0	0	0	0	0	0	0	0	2	0	0	0	-3
9	Marcus Moller		03:08	1-1	0-0	0-0	0	0	0	0	0	2	0	0	1	0	0	0
15	Malachi Brown		01:28	0-0	0-0	0-0	0	0	0	0	0	0	0	0	0	0	0	-3
Team							7	4	11	0		0		1				
Totals				24-67	9-35	16-23	22	22	44	16	25	73	15	17	1	4	5	-26

Shooting By Period			
1st	FG%	12-35	34.3%
	3PT%	5-17	29.4%
	FT%	9-11	81.8%
2nd	FG%	12-32	37.5%
	3PT%	4-18	22.2%
	FT%	7-12	58.3%
GM	FG%	24-67	35.8%
	3PT%	9-35	25.7%
	FT%	16-23	69.6%

Dead Ball Rebounds: 2, 0

Major Fouls: McKenney (F1) 2nd 13:28

	CRU	UOM
Biggest lead	28 (2nd 6:49)	6 (1st 12:24)
Best Scoring Run	13 (1st 6:08)	7 (2nd 18:00)
Lead Changes	7	
Times Tied	3	
Time with Lead	31:01	06:53

Points from	CRU	UOM
Turnovers	27	7
Paint	30	30
Second Chance	19	21
Fast Breaks	5	4
Bench	29	11

Period by Period Scoring	1st	2nd	TOT
CRU	59	40	99
UOM	38	35	73

Official Basketball Play by Play - First Half

Creighton at Michigan

11/24/26 T-Mobile Arena, Las Vegas

2026-27 Men's Basketball

Game Time: 2:30 PM
Game Duration: 2:08
Attendance: 2,591

Officials: JEFFERY ANDERSON, NATHAN FARRELL, EARL WALTON

Period 1

Period Starters:

UOM	1 McKenney T	3 Cadeau E	11 Gayle Jr. R	13 Estrella J	52 Thiam M
CRU	1 Swartz A	2 Enis W	23 McAndrew J	24 Davis B	55 Erhunmwunse O

Game Time	UOM	Score	Diff	CRU
20:00	52 THIAM M jumpball won			55 ERHUNMWUNSE O jumpball lost
19:48	13 ESTRELLA J turnover lost ball (1)			
19:40				24 DAVIS B 2pt FG from turnover in the paint, layup missed
19:33	13 ESTRELLA J defensive rebound (1)			
19:32	11 GAYLE JR. R 2pt FG in the paint, layup made (2)	**2-0**	**2**	
19:26				1 SWARTZ A 2pt FG in the paint, layup missed
19:20	52 THIAM M defensive rebound (1)			
19:05	3 CADEAU E 2pt FG in the paint, jump shot missed			
18:59	52 THIAM M offensive rebound (2)			
18:58	52 THIAM M foul drawn (1)			55 ERHUNMWUNSE O foul shooting (1 - 1)
18:55	52 THIAM M free throw 1 - 2 made (1)	**3-0**	**3**	
18:55	52 THIAM M free throw 2 - 2 made (2)	**4-0**	**4**	
18:42				2 ENIS W 3pt FG , jump shot missed
18:38	52 THIAM M defensive rebound (3)			
18:33	52 THIAM M turnover travel (1)			
18:20		**4-3**	**1**	2 ENIS W 3pt FG from turnover, jump shot made (3)
18:20				1 SWARTZ A assist (1)
17:58	13 ESTRELLA J turnover lost ball (2)			24 DAVIS B steal (1)
17:48				24 DAVIS B 2pt FG from turnover in the paint, layup blocked
17:48	52 THIAM M block (1)			
17:47				offensive rebound (1)
17:39		**4-6**	**-2**	2 ENIS W 3pt FG from turnover second chance, jump shot made (6)
17:39				24 DAVIS B assist (1)
17:29	11 GAYLE JR. R 2pt FG in the paint, layup blocked			
17:29				55 ERHUNMWUNSE O block (1)
17:26				2 ENIS W defensive rebound (1)
17:25	3 CADEAU E foul personal (1 - 1)			24 DAVIS B foul drawn (1)
17:21				2 ENIS W 3pt FG , jump shot missed
17:17	1 MCKENNEY T defensive rebound (1)			
17:13	52 THIAM M 2pt FG fast break in the paint, alleyoop made (4)	**6-6**	**0**	
17:13	11 GAYLE JR. R assist (1)			
16:58				55 ERHUNMWUNSE O turnover travel (1)
16:58				24 DAVIS B substitution out
16:58				55 ERHUNMWUNSE O substitution out
16:58				5 HARMON K substitution in
16:58				34 KING F substitution in
16:42	11 GAYLE JR. R 2pt FG from turnover in the paint, layup made (4)	**8-6**	**2**	
16:42	52 THIAM M assist (1)			
16:42	11 GAYLE JR. R foul drawn (1)			23 MCANDREW J foul shooting (1 - 2)
16:42	13 ESTRELLA J substitution out			
16:42	0 LIBURD R substitution in			
16:42	11 GAYLE JR. R free throw 1 - 1 missed			

Official Basketball Play by Play - First Half

Creighton at Michigan

11/24/26 T-Mobile Arena, Las Vegas

2026-27 Men's Basketball

Game Time: 2:30 PM
Game Duration: 2:08
Attendance: 2,591

Officials: JEFFERY ANDERSON, NATHAN FARRELL, EARL WALTON

Game Time	UOM	Score	Diff	CRU
16:39				34 KING F defensive rebound (1)
16:27		**8-9**	**-1**	2 ENIS W 3pt FG , jump shot made (9)
16:27				5 HARMON K assist (1)
16:06	3 CADEAU E 3pt FG , jump shot made (3)	**11-9**	**2**	
16:06	1 MCKENNEY T assist (1)			
15:55				2 ENIS W 3pt FG , jump shot missed
15:51				23 MCANDREW J offensive rebound (1)
15:49		**11-12**	**-1**	1 SWARTZ A 3pt FG second chance, jump shot made (3)
15:49				23 MCANDREW J assist (1)
15:34	0 LIBURD R foul drawn (1)			23 MCANDREW J foul personal (2 - 3)
15:34	Timeout media			
15:34	11 GAYLE JR. R substitution out			
15:34	52 THIAM M substitution out			
15:34	8 COSTELLO Q substitution in			
15:34	13 ESTRELLA J substitution in			
15:34				23 MCANDREW J substitution out
15:34				0 GREEN J substitution in
15:26	1 MCKENNEY T 3pt FG , jump shot made (3)	**14-12**	**2**	
15:26	3 CADEAU E assist (1)			
15:02				34 KING F 2pt FG in the paint, layup missed
14:59	13 ESTRELLA J defensive rebound (2)			
14:54	3 CADEAU E 2pt FG in the paint, layup blocked			
14:54				34 KING F block (1)
14:51	offensive rebound (7)			
14:51	3 CADEAU E substitution out			
14:51	2 NOLAND K substitution in			
14:48	2 NOLAND K 3pt FG second chance, jump shot missed			
14:45				defensive rebound (5)
14:29				1 SWARTZ A 3pt FG , jump shot missed
14:26				34 KING F offensive rebound (2)
14:24		**14-14**	**0**	0 GREEN J 2pt FG second chance in the paint, layup made (2)
14:24				5 HARMON K assist (2)
14:11	0 LIBURD R 3pt FG , jump shot made (3)	**17-14**	**3**	
14:11	13 ESTRELLA J assist (1)			
14:00	8 COSTELLO Q foul personal (1 - 2)			0 GREEN J foul drawn (1)
14:00	1 MCKENNEY T substitution out			
14:00	11 GAYLE JR. R substitution in			
14:00				1 SWARTZ A substitution out
14:00				2 ENIS W substitution out
14:00				34 KING F substitution out
14:00				8 CARTER-GIVENS T substitution in
14:00				10 GREER H substitution in
14:00				24 DAVIS B substitution in
13:48		**17-16**	**1**	10 GREER H 2pt FG in the paint, layup made (2)
13:48				0 GREEN J assist (1)
13:25	13 ESTRELLA J 2pt FG in the paint, dunk, made (2)	**19-16**	**3**	
13:25	11 GAYLE JR. R assist (2)			
12:58				24 DAVIS B 3pt FG , step back jump shot missed
12:55	defensive rebound (8)			

Official Basketball Play by Play - First Half

Creighton at Michigan

11/24/26 T-Mobile Arena, Las Vegas

2026-27 Men's Basketball

Game Time: 2:30 PM
Game Duration: 2:08
Attendance: 2,591

Officials: JEFFERY ANDERSON, NATHAN FARRELL, EARL WALTON

Game Time	UOM	Score	Diff	CRU
12:55				8 CARTER-GIVENS T substitution out
12:55				55 ERHUNMWUNSE O substitution in
12:44	13 ESTRELLA J foul drawn (1)			5 HARMON K foul personal (1 - 4)
12:30	11 GAYLE JR. R 2pt FG outside the paint, jump shot missed			
12:26	11 GAYLE JR. R offensive rebound (1)			
12:25	8 COSTELLO Q 3pt FG second chance, jump shot missed			
12:25	offensive rebound (10)			
12:25	13 ESTRELLA J foul drawn (2)			55 ERHUNMWUNSE O foul personal (2 - 5)
12:25				55 ERHUNMWUNSE O substitution out
12:25				34 KING F substitution in
12:24	13 ESTRELLA J 3pt FG second chance, jump shot made (5)	**22-16**	**6**	
12:24	2 NOLAND K assist (1)			
12:02	13 ESTRELLA J foul shooting (1 - 3)			5 HARMON K foul drawn (1)
12:02		**22-17**	**5**	5 HARMON K free throw 1 - 2 made (1)
12:02	2 NOLAND K substitution out			
12:02	13 ESTRELLA J substitution out			
12:02	3 CADEAU E substitution in			
12:02	52 THIAM M substitution in			
12:02				0 GREEN J substitution out
12:02				2 ENIS W substitution in
12:02		**22-18**	**4**	5 HARMON K free throw 2 - 2 made (2)
11:48	11 GAYLE JR. R 3pt FG , jump shot missed			
11:46	offensive rebound (11)			
11:46	8 COSTELLO Q foul drawn (1)			10 GREER H foul personal (1 - 6)
11:46	Timeout media			
11:46	0 LIBURD R substitution out			
11:46	1 MCKENNEY T substitution in			
11:40	52 THIAM M 2pt FG second chance in the paint, hook shot missed			
11:36				24 DAVIS B defensive rebound (1)
11:34		**22-21**	**1**	10 GREER H 3pt FG fast break, jump shot made (5)
11:34				24 DAVIS B assist (2)
11:22	1 MCKENNEY T 3pt FG , pull up jump shot missed			
11:18	52 THIAM M offensive rebound (4)			
11:16	52 THIAM M 2pt FG second chance in the paint, hook shot missed			
11:11	11 GAYLE JR. R offensive rebound (2)			
11:11	11 GAYLE JR. R 2pt FG second chance in the paint, tip-in layup missed			
11:10	11 GAYLE JR. R offensive rebound (3)			
11:10	11 GAYLE JR. R 2pt FG second chance in the paint, layup missed			
11:07	8 COSTELLO Q offensive rebound (1)			
11:04	1 MCKENNEY T turnover bad pass (1)			
10:49	52 THIAM M foul shooting (1 - 4)			5 HARMON K foul drawn (2)
10:45				5 HARMON K free throw 1 - 2 missed
10:45				offensive dead ball rebound (1)
10:45		**22-22**	**0**	5 HARMON K free throw 2 - 2 made (3)
10:45				5 HARMON K substitution out
10:45				1 SWARTZ A substitution in

Official Basketball Play by Play - First Half

Creighton at Michigan

11/24/26 T-Mobile Arena, Las Vegas

2026-27 Men's Basketball

Game Time: 2:30 PM
Game Duration: 2:08
Attendance: 2,591

Officials: JEFFERY ANDERSON, NATHAN FARRELL, EARL WALTON

Game Time	UOM	Score	Diff	CRU
10:34	52 THIAM M 2pt FG in the paint, layup missed			
10:32				34 KING F defensive rebound (3)
10:24				24 DAVIS B 2pt FG in the paint, pull up jump shot missed
10:21	3 CADEAU E defensive rebound (1)			
10:16	3 CADEAU E turnover lost ball (1)			24 DAVIS B steal (2)
10:09				2 ENIS W 2pt FG from turnover in the paint, layup missed
10:06	11 GAYLE JR. R defensive rebound (4)			
10:05	8 COSTELLO Q turnover travel (1)			
10:05	8 COSTELLO Q substitution out			
10:05	52 THIAM M substitution out			
10:05	13 ESTRELLA J substitution in			
10:05	19 REED J substitution in			
09:51		**22-24**	**-2**	10 GREER H 2pt FG from turnover in the paint, jump shot made (7)
09:51				24 DAVIS B assist (3)
09:51	19 REED J foul shooting (1 - 5)			10 GREER H foul drawn (1)
09:51				34 KING F substitution out
09:51				8 CARTER-GIVENS T substitution in
09:51		**22-25**	**-3**	10 GREER H free throw 1 - 1 made (8)
09:42	13 ESTRELLA J 2pt FG in the paint, hook shot made (7)	**24-25**	**-1**	
09:26				24 DAVIS B 2pt FG in the paint, layup missed
09:22				8 CARTER-GIVENS T offensive rebound (1)
09:22		**24-27**	**-3**	8 CARTER-GIVENS T 2pt FG second chance in the paint, tip-in layup made (2)
09:10	1 MCKENNEY T 2pt FG outside the paint, pull up jump shot missed			
09:05				1 SWARTZ A defensive rebound (1)
09:02				2 ENIS W 3pt FG , jump shot missed
08:59				10 GREER H offensive rebound (1)
08:58		**24-29**	**-5**	10 GREER H 2pt FG second chance in the paint, layup made (10)
08:42	1 MCKENNEY T 3pt FG , jump shot missed			
08:39	offensive rebound (18)			
08:39	11 GAYLE JR. R foul drawn (2)			2 ENIS W foul personal (1 - 7)
08:39				10 GREER H substitution out
08:39				0 GREEN J substitution in
08:39	11 GAYLE JR. R 1&1 free throw 1 missed			
08:38	offensive dead ball rebound (1)			
08:38	jump ball situation			
08:35	1 MCKENNEY T 2pt FG outside the paint, jump shot missed			
08:35				defensive rebound (12)
08:35	1 MCKENNEY T substitution out			
08:35	0 LIBURD R substitution in			
08:35				24 DAVIS B substitution out
08:35				5 HARMON K substitution in
08:21		**24-32**	**-8**	2 ENIS W 3pt FG , jump shot made (12)
08:21				5 HARMON K assist (3)
08:12	11 GAYLE JR. R turnover lost ball (1)			2 ENIS W steal (1)
08:05		**24-35**	**-11**	2 ENIS W 3pt FG from turnover, jump shot made (15)
08:05				1 SWARTZ A assist (2)

Official Basketball Play by Play - First Half

Creighton at Michigan

11/24/26 T-Mobile Arena, Las Vegas

2026-27 Men's Basketball

Game Time: 2:30 PM
Game Duration: 2:08
Attendance: 2,591

Officials: JEFFERY ANDERSON, NATHAN FARRELL, EARL WALTON

Game Time	UOM	Score	Diff	CRU
07:58	Timeout 30 Sec			
07:58	19 REED J substitution out			
07:58	10 HARTMAN J substitution in			
07:42	11 GAYLE JR. R turnover lost ball (2)			
07:42	11 GAYLE JR. R substitution out			
07:42	8 COSTELLO Q substitution in			
07:31	3 CADEAU E foul drawn (1)			5 HARMON K foul offensive (2 - 8)
07:31				5 HARMON K turnover offensive (1)
07:31				5 HARMON K substitution out
07:31				24 DAVIS B substitution in
07:20	8 COSTELLO Q 3pt FG from turnover, jump shot missed			
07:16				2 ENIS W defensive rebound (2)
07:01				2 ENIS W 3pt FG , jump shot missed
06:58	defensive rebound (19)			
06:58	13 ESTRELLA J substitution out			
06:58	52 THIAM M substitution in			
06:58				8 CARTER-GIVENS T substitution out
06:58				34 KING F substitution in
06:45	8 COSTELLO Q 3pt FG , jump shot missed			
06:42				0 GREEN J defensive rebound (1)
06:22				1 SWARTZ A 2pt FG outside the paint, step back jump shot missed
06:19				0 GREEN J offensive rebound (2)
06:18				0 GREEN J 2pt FG second chance in the paint, layup blocked
06:18	52 THIAM M block (2)			
06:16				offensive rebound (16)
06:08		**24-38**	**-14**	24 DAVIS B 3pt FG second chance, pull up jump shot made (3)
05:52	10 HARTMAN J substitution out			
05:52	1 MCKENNEY T substitution in			
05:38	3 CADEAU E 2pt FG in the paint, driving layup made (5)	**26-38**	**-12**	
05:38	3 CADEAU E foul drawn (2)			1 SWARTZ A foul shooting (1 - 9)
05:38	3 CADEAU E free throw 1 - 1 made (6)	**27-38**	**-11**	
05:30		**27-41**	**-14**	24 DAVIS B 3pt FG , pull up jump shot made (6)
05:06	3 CADEAU E 2pt FG in the paint, layup made (8)	**29-41**	**-12**	
04:49		**29-43**	**-14**	34 KING F 2pt FG in the paint, layup made (2)
04:49				24 DAVIS B assist (4)
04:40	1 MCKENNEY T turnover travel (2)			
04:40				0 GREEN J substitution out
04:40				10 GREER H substitution in
04:31		**29-46**	**-17**	24 DAVIS B 3pt FG from turnover, jump shot made (9)
04:17	0 LIBURD R 3pt FG , jump shot missed			
04:12				2 ENIS W defensive rebound (3)
04:04				2 ENIS W 2pt FG in the paint, layup missed
04:01	3 CADEAU E defensive rebound (2)			
03:57	8 COSTELLO Q 3pt FG , jump shot missed			
03:53				24 DAVIS B defensive rebound (2)
03:48		**29-49**	**-20**	1 SWARTZ A 3pt FG , jump shot made (6)
03:48				24 DAVIS B assist (5)
03:45	Timeout media			

Official Basketball Play by Play - First Half

Creighton at Michigan

11/24/26 T-Mobile Arena, Las Vegas

2026-27 Men's Basketball

Game Time: 2:30 PM
Game Duration: 2:08
Attendance: 2,591

Officials: JEFFERY ANDERSON, NATHAN FARRELL, EARL WALTON

Game Time	UOM	Score	Diff	CRU
03:45	0 LIBURD R substitution out			
03:45	8 COSTELLO Q substitution out			
03:45	11 GAYLE JR. R substitution in			
03:45	13 ESTRELLA J substitution in			
03:21	11 GAYLE JR. R foul drawn (3)			34 KING F foul shooting (1 - 10)
03:21	11 GAYLE JR. R free throw 1 - 2 made (5)	**30-49**	**-19**	
03:21	11 GAYLE JR. R free throw 2 - 2 made (6)	**31-49**	**-18**	
03:10		**31-51**	**-20**	24 DAVIS B 2pt FG in the paint, driving layup made (11)
03:10	13 ESTRELLA J foul shooting (2 - 6)			24 DAVIS B foul drawn (2)
03:10		**31-52**	**-21**	24 DAVIS B free throw 1 - 1 made (12)
03:03	3 CADEAU E 3pt FG , jump shot missed			
03:01	offensive rebound (21)			
03:01	13 ESTRELLA J foul drawn (3)			10 GREER H foul personal (2 - 11)
03:01	13 ESTRELLA J free throw 1 - 2 made (8)	**32-52**	**-20**	
03:01				10 GREER H substitution out
03:01				0 GREEN J substitution in
03:01	13 ESTRELLA J free throw 2 - 2 made (9)	**33-52**	**-19**	
03:01	13 ESTRELLA J substitution out			
03:01	0 LIBURD R substitution in			
02:47				2 ENIS W 3pt FG , jump shot missed
02:43	11 GAYLE JR. R defensive rebound (5)			
02:40	11 GAYLE JR. R turnover bad pass (3)			24 DAVIS B steal (3)
02:30	3 CADEAU E foul shooting (2 - 7)			24 DAVIS B foul drawn (3)
02:30		**33-53**	**-20**	24 DAVIS B free throw 1 - 2 made (13)
02:30	3 CADEAU E substitution out			
02:30	2 NOLAND K substitution in			
02:30		**33-54**	**-21**	24 DAVIS B free throw 2 - 2 made (14)
01:58	1 MCKENNEY T 3pt FG , jump shot made (6)	**36-54**	**-18**	
01:58	2 NOLAND K assist (2)			
01:32		**36-56**	**-20**	2 ENIS W 2pt FG in the paint, driving layup made (17)
01:23	2 NOLAND K foul drawn (1)			34 KING F foul personal (2 - 12)
01:23	2 NOLAND K free throw 1 - 2 made (1)	**37-56**	**-19**	
01:23	2 NOLAND K free throw 2 - 2 made (2)	**38-56**	**-18**	
01:23	2 NOLAND K substitution out			
01:23	12 GOODMAN O substitution in			
01:20				24 DAVIS B turnover bad pass (1)
01:20				34 KING F substitution out
01:20				8 CARTER-GIVENS T substitution in
01:14	12 GOODMAN O 3pt FG from turnover, jump shot missed			
01:09	0 LIBURD R offensive rebound (1)			
01:08	12 GOODMAN O turnover out of bounds (1)			
01:08				8 CARTER-GIVENS T substitution out
01:08				34 KING F substitution in
00:59		**38-59**	**-21**	2 ENIS W 3pt FG from turnover, jump shot made (20)
00:59				1 SWARTZ A assist (3)
00:42	12 GOODMAN O turnover bad pass (2)			34 KING F steal (1)
00:37				1 SWARTZ A 3pt FG from turnover, jump shot missed
00:34	defensive rebound (24)			
00:34	0 LIBURD R substitution out			

Official Basketball Play by Play - First Half

Creighton at Michigan

11/24/26 T-Mobile Arena, Las Vegas

2026-27 Men's Basketball

Game Time: 2:30 PM
Game Duration: 2:08
Attendance: 2,591

Officials: JEFFERY ANDERSON, NATHAN FARRELL, EARL WALTON

Game Time	UOM	Score	Diff	CRU
00:34	12 GOODMAN O substitution out			
00:34	2 NOLAND K substitution in			
00:34	8 COSTELLO Q substitution in			
00:34				34 KING F substitution out
00:34				8 CARTER-GIVENS T substitution in
00:05	1 MCKENNEY T 3pt FG , jump shot missed			
00:03	offensive dead ball rebound (2)			
00:03	turnover shot clock (13)			
00:00				2 ENIS W 3pt FG from turnover, jump shot missed
00:00				offensive rebound (19)
END OF PERIOD				
UOM 38-59 CRU				

Official Basketball Box Score - First Half

Creighton at Michigan

11/24/26 T-Mobile Arena, Las Vegas

2026-27 Men's Basketball

Game Time: 2:30 PM
Game Duration: 2:08
Attendance: 2,591

Officials: JEFFERY ANDERSON, NATHAN FARRELL, EARL WALTON

Creighton - 59

NO.	Name		Min	FG M-A	3P M-A	FT M-A	Rebounds OR	DR	TOT	Fouls PF	FD	TP	AS	TO	ST	Blocks BS	BA	+/-
23	Jackson McAndrew	F	04:26	0-0	0-0	0-0	1	0	1	2	0	0	1	0	0	0	0	1
55	Oswin Erhunmwunse	F	03:32	0-0	0-0	0-0	0	0	0	2	0	0	0	1	0	1	0	0
1	Austin Swartz	G	16:45	2-6	2-4	0-0	0	1	1	1	0	6	3	0	0	0	0	18
2	Wes Enis	G	18:02	7-16	6-13	0-0	0	3	3	1	0	20	0	0	1	0	0	23
24	BJ Davis	G	15:58	4-9	3-4	3-3	0	2	2	0	3	14	5	1	3	0	1	18
5	Katrelle Harmon		07:17	0-0	0-0	3-4	0	0	0	2	2	3	3	1	0	0	0	6
34	Fredrick King		11:43	1-2	0-0	0-0	1	2	3	2	0	2	0	0	1	1	0	12
0	Jasen Green		10:32	1-2	0-0	0-0	1	1	2	0	1	2	1	0	0	0	1	4
8	Trevon Carter-Givens		04:45	1-1	0-0	0-0	1	0	1	0	0	2	0	0	0	0	0	9
10	Hudson Greer		07:00	4-4	1-1	1-1	1	0	1	2	1	10	0	0	0	0	0	14
Team							3	2	5	0		0		0				
Totals				20-40	12-22	7-8	8	11	19	12	7	59	13	3	5	2	2	21

Shooting By Period			
1st	FG%	20-40	50.0%
	3PT%	12-22	54.5%
	FT%	7-8	87.5%
GM	FG%	20-40	50.0%
	3PT%	12-22	54.5%
	FT%	7-8	87.5%

Dead Ball Rebounds: 1, 0

Major Fouls: NONE

Michigan - 38

NO.	Name		Min	FG M-A	3P M-A	FT M-A	Rebounds OR	DR	TOT	Fouls PF	FD	TP	AS	TO	ST	Blocks BS	BA	+/-
13	J.P. Estrella	F	10:41	3-3	1-1	2-2	0	2	2	2	3	9	1	2	0	0	0	-2
52	Moustapha Thiam	C	13:21	1-4	0-0	2-2	2	2	4	1	1	4	1	1	0	2	0	-16
1	Trey McKenney	G	15:03	2-7	2-5	0-0	0	1	1	0	0	6	1	2	0	0	0	-13
3	Elliot Cadeau	G	14:41	3-6	1-2	1-1	0	2	2	2	2	8	1	1	0	0	1	-23
11	Roddy Gayle Jr.	G	14:29	2-7	0-1	2-4	3	2	5	0	3	6	2	3	0	0	1	-16
0	Ricky Liburd		12:12	1-2	1-2	0-0	1	0	1	0	1	3	0	0	0	0	0	-15
8	Quinn Costello		10:01	0-4	0-4	0-0	1	0	1	1	1	0	0	1	0	0	0	-8
2	Kenny Noland		04:31	0-1	0-1	2-2	0	0	0	0	1	2	2	0	0	0	0	5
19	Jalen Reed		02:07	0-0	0-0	0-0	0	0	0	1	0	0	0	0	0	0	0	-11
10	Joseph Hartman		02:06	0-0	0-0	0-0	0	0	0	0	0	0	0	0	0	0	0	-3
12	Oscar Goodman		00:48	0-1	0-1	0-0	0	0	0	0	0	0	0	2	0	0	0	-3
Team							5	3	8	0		0		1				
Totals				12-35	5-17	9-11	12	12	24	7	12	38	8	13	0	2	2	-21

Shooting By Period			
1st	FG%	12-35	34.3%
	3PT%	5-17	29.4%
	FT%	9-11	81.8%
GM	FG%	12-35	34.3%
	3PT%	5-17	29.4%
	FT%	9-11	81.8%

Dead Ball Rebounds: 2, 0

Major Fouls: NONE

	CRU	UOM
Biggest lead	21 (1st 3:10)	6 (1st 12:24)
Best Scoring Run	13 (1st 6:08)	5 (1st 12:24)
Lead Changes	7	
Times Tied	3	
Time with Lead	11:01	06:53

Points from	CRU	UOM
Turnovers	21	2
Paint	16	14
Second Chance	15	7
Fast Breaks	3	2
Bench	19	5

Period by Period Scoring	1st	2nd	TOT
CRU	59	40	99
UOM	38	35	73

LIVESTATS BY GENIUS SPORTS

Official Basketball Play by Play - Second Half

Creighton at Michigan

11/24/26 T-Mobile Arena, Las Vegas

2026-27 Men's Basketball

Game Time: 2:30 PM
Game Duration: 2:08
Attendance: 2,591

Officials: JEFFERY ANDERSON, NATHAN FARRELL, EARL WALTON

Period 2

Period Starters:

UOM	1 McKenney T	3 Cadeau E	11 Gayle Jr. R	13 Estrella J	52 Thiam M
CRU	1 Swartz A	2 Enis W	23 McAndrew J	24 Davis B	55 Erhunmwunse O

Game Time	UOM	Score	Diff	CRU
20:00	2 NOLAND K substitution out			
20:00	8 COSTELLO Q substitution out			
20:00	3 CADEAU E substitution in			
20:00	13 ESTRELLA J substitution in			
20:00				0 GREEN J substitution out
20:00				8 CARTER-GIVENS T substitution out
20:00				23 MCANDREW J substitution in
20:00				55 ERHUNMWUNSE O substitution in
19:40		**38-61**	**-23**	55 ERHUNMWUNSE O 2pt FG in the paint, alleyoop made (2)
19:40				24 DAVIS B assist (6)
19:29	3 CADEAU E 3pt FG , jump shot missed			
19:22				55 ERHUNMWUNSE O defensive rebound (1)
19:14		**38-63**	**-25**	55 ERHUNMWUNSE O 2pt FG in the paint, alleyoop made (4)
19:14				24 DAVIS B assist (7)
19:03	52 THIAM M 3pt FG , jump shot made (7)	**41-63**	**-22**	
19:03	3 CADEAU E assist (2)			
18:47				24 DAVIS B 3pt FG , step back jump shot missed
18:43	11 GAYLE JR. R defensive rebound (6)			
18:32	13 ESTRELLA J 3pt FG , jump shot made (12)	**44-63**	**-19**	
18:32	11 GAYLE JR. R assist (3)			
18:19				23 MCANDREW J 3pt FG , jump shot missed
18:15	11 GAYLE JR. R defensive rebound (7)			
18:06	3 CADEAU E 3pt FG , jump shot missed			
18:05	offensive rebound (27)			
18:05	13 ESTRELLA J foul drawn (4)			23 MCANDREW J foul personal (3 - 1)
18:05				23 MCANDREW J substitution out
18:05				0 GREEN J substitution in
18:00	3 CADEAU E foul drawn (3)			55 ERHUNMWUNSE O foul shooting (3 - 2)
18:00	3 CADEAU E free throw 1 - 2 made (9)	**45-63**	**-18**	
18:00				55 ERHUNMWUNSE O substitution out
18:00				34 KING F substitution in
18:00	3 CADEAU E free throw 2 - 2 missed			
17:59				34 KING F defensive rebound (4)
17:50				2 ENIS W 3pt FG , step back jump shot missed
17:46	11 GAYLE JR. R defensive rebound (8)			
17:46	11 GAYLE JR. R foul drawn (4)			1 SWARTZ A foul personal (2 - 3)
17:30	3 CADEAU E turnover bad pass (2)			
17:17		**45-65**	**-20**	24 DAVIS B 2pt FG from turnover in the paint, layup made (16)
17:17	52 THIAM M foul shooting (2 - 1)			24 DAVIS B foul drawn (4)
17:17		**45-66**	**-21**	24 DAVIS B free throw 1 - 1 made (17)
17:07	1 MCKENNEY T 3pt FG , jump shot made (9)	**48-66**	**-18**	
17:07	11 GAYLE JR. R assist (4)			
16:54	11 GAYLE JR. R foul personal (1 - 2)			24 DAVIS B foul drawn (5)

Official Basketball Play by Play - Second Half

Creighton at Michigan

11/24/26 T-Mobile Arena, Las Vegas

2026-27 Men's Basketball

Game Time: 2:30 PM
Game Duration: 2:08
Attendance: 2,591

Officials: JEFFERY ANDERSON, NATHAN FARRELL, EARL WALTON

Game Time	UOM	Score	Diff	CRU
16:41				2 ENIS W 2pt FG in the paint, jump shot missed
16:37				0 GREEN J offensive rebound (3)
16:35		**48-69**	**-21**	1 SWARTZ A 3pt FG second chance, jump shot made (9)
16:35				2 ENIS W assist (1)
16:11	13 ESTRELLA J 3pt FG , jump shot missed			
16:08				defensive rebound (23)
16:08	11 GAYLE JR. R foul personal (2 - 3)			0 GREEN J foul drawn (2)
15:52				34 KING F 2pt FG in the paint, hook shot missed
15:49	13 ESTRELLA J defensive rebound (3)			
15:46	52 THIAM M 2pt FG fast break in the paint, dunk, made (9)	**50-69**	**-19**	
15:46	1 MCKENNEY T assist (2)			
15:25		**50-71**	**-21**	1 SWARTZ A 2pt FG in the paint, floating jump shot made (11)
15:25				34 KING F assist (1)
15:12	52 THIAM M 3pt FG , jump shot made (12)	**53-71**	**-18**	
15:12	11 GAYLE JR. R assist (5)			
14:52		**53-73**	**-20**	2 ENIS W 2pt FG outside the paint, jump shot made (22)
14:50				Timeout 30 Sec
14:50	Timeout media			
14:50				1 SWARTZ A substitution out
14:50				5 HARMON K substitution in
14:47	11 GAYLE JR. R 2pt FG in the paint, layup missed			
14:45	52 THIAM M offensive rebound (5)			
14:44	52 THIAM M 2pt FG second chance in the paint, layup missed			
14:40	1 MCKENNEY T offensive rebound (2)			
14:38	1 MCKENNEY T 3pt FG second chance, jump shot missed			
14:36	13 ESTRELLA J offensive rebound (4)			
14:35	13 ESTRELLA J 2pt FG second chance in the paint, layup made (14)	**55-73**	**-18**	
14:35	13 ESTRELLA J foul drawn (5)			24 DAVIS B foul shooting (1 - 4)
14:35	Timeout media			
14:35				24 DAVIS B substitution out
14:35				10 GREER H substitution in
14:35	13 ESTRELLA J free throw 1 - 1 made (15)	**56-73**	**-17**	
14:07				10 GREER H 2pt FG in the paint, turnaround jump shot missed
14:06				offensive dead ball rebound (2)
14:06				turnover shot clock (4)
13:50	13 ESTRELLA J 2pt FG from turnover in the paint, hook shot made (17)	**58-73**	**-15**	
13:30				2 ENIS W 2pt FG in the paint, jump shot missed
13:26				34 KING F offensive rebound (5)
13:28	1 MCKENNEY T foul flagrant 1 (1 - 4)			34 KING F foul drawn (1)
13:28				34 KING F free throw 1 - 2 missed
13:28				offensive dead ball rebound (3)
13:28		**58-74**	**-16**	34 KING F free throw 2 - 2 made (3)
13:28				0 GREEN J substitution out
13:28				24 DAVIS B substitution in
13:21				5 HARMON K 2pt FG in the paint, jump shot blocked
13:21	52 THIAM M block (3)			
13:16				10 GREER H offensive rebound (2)
13:14				2 ENIS W 2pt FG second chance in the paint, jump shot missed

Official Basketball Play by Play - Second Half

Creighton at Michigan

11/24/26 T-Mobile Arena, Las Vegas

2026-27 Men's Basketball

Game Time: 2:30 PM
Game Duration: 2:08
Attendance: 2,591

Officials: JEFFERY ANDERSON, NATHAN FARRELL, EARL WALTON

Game Time	UOM	Score	Diff	CRU
13:12	11 GAYLE JR. R defensive rebound (9)			
13:11	11 GAYLE JR. R foul drawn (5)			24 DAVIS B foul personal (2 - 5)
13:11				2 ENIS W substitution out
13:11				1 SWARTZ A substitution in
13:02	52 THIAM M turnover bad pass (2)			
12:42	3 CADEAU E foul shooting (3 - 5)			5 HARMON K foul drawn (3)
12:42				5 HARMON K free throw 1 - 2 missed
12:42				offensive dead ball rebound (4)
12:42		**58-75**	**-17**	5 HARMON K free throw 2 - 2 made (4)
12:35	52 THIAM M 3pt FG , jump shot missed			
12:32	13 ESTRELLA J offensive rebound (5)			
12:31	13 ESTRELLA J 2pt FG second chance in the paint, layup made (19)	**60-75**	**-15**	
12:16				24 DAVIS B 2pt FG in the paint, floating jump shot missed
12:15	defensive rebound (35)			
12:15	11 GAYLE JR. R substitution out			
12:15	8 COSTELLO Q substitution in			
12:15				10 GREER H substitution out
12:15				0 GREEN J substitution in
12:05	8 COSTELLO Q 3pt FG , jump shot missed			
12:00				0 GREEN J defensive rebound (4)
11:52		**60-77**	**-17**	24 DAVIS B 2pt FG in the paint, jump shot made (19)
11:34	1 MCKENNEY T 2pt FG in the paint, driving layup missed			
11:34				defensive rebound (27)
11:34	Timeout media			
11:34	1 MCKENNEY T substitution out			
11:34	0 LIBURD R substitution in			
11:34				34 KING F substitution out
11:34				55 ERHUNMWUNSE O substitution in
11:24	0 LIBURD R foul personal (1 - 6)			1 SWARTZ A foul drawn (1)
11:15	8 COSTELLO Q foul shooting (2 - 7)			5 HARMON K foul drawn (4)
11:15		**60-78**	**-18**	5 HARMON K free throw 1 - 2 made (5)
11:15		**60-79**	**-19**	5 HARMON K free throw 2 - 2 made (6)
11:07	3 CADEAU E foul drawn (4)			5 HARMON K foul personal (3 - 6)
11:07				5 HARMON K substitution out
11:07				2 ENIS W substitution in
11:05	3 CADEAU E turnover bad pass (3)			
10:34				55 ERHUNMWUNSE O 2pt FG from turnover in the paint, jump shot missed
10:27				2 ENIS W offensive rebound (4)
10:26				2 ENIS W 3pt FG from turnover second chance, jump shot missed
10:24	13 ESTRELLA J defensive rebound (6)			
10:07	3 CADEAU E 2pt FG in the paint, jump shot blocked			
10:07				55 ERHUNMWUNSE O block (2)
10:02				55 ERHUNMWUNSE O defensive rebound (2)
09:47		**60-81**	**-21**	1 SWARTZ A 2pt FG outside the paint, pull up jump shot made (13)
09:34				55 ERHUNMWUNSE O substitution out
09:34				34 KING F substitution in

Official Basketball Play by Play - Second Half

Creighton at Michigan

11/24/26 T-Mobile Arena, Las Vegas

2026-27 Men's Basketball

Game Time: 2:30 PM
Game Duration: 2:08
Attendance: 2,591

Officials: JEFFERY ANDERSON, NATHAN FARRELL, EARL WALTON

Game Time	UOM	Score	Diff	CRU
09:24	52 THIAM M 3pt FG , jump shot missed			
09:22				defensive rebound (30)
09:21	3 CADEAU E substitution out			
09:21	52 THIAM M substitution out			
09:21	10 HARTMAN J substitution in			
09:21	19 REED J substitution in			
09:04	10 HARTMAN J foul personal (1 - 8)			24 DAVIS B foul drawn (6)
09:04		**60-82**	**-22**	24 DAVIS B 1&1 free throw 1 made (20)
09:04		**60-83**	**-23**	24 DAVIS B 1&1 free throw 2 made (21)
08:39	19 REED J foul drawn (1)			0 GREEN J foul shooting (1 - 7)
08:39	19 REED J free throw 1 - 2 made (1)	**61-83**	**-22**	
08:39				1 SWARTZ A substitution out
08:39				10 GREER H substitution in
08:39	19 REED J free throw 2 - 2 made (2)	**62-83**	**-21**	
08:13	10 HARTMAN J foul personal (2 - 9)			34 KING F foul drawn (2)
08:13		**62-84**	**-22**	34 KING F 1&1 free throw 1 made (4)
08:13				34 KING F 1&1 free throw 2 missed
08:13	13 ESTRELLA J defensive rebound (7)			
08:08	8 COSTELLO Q 3pt FG , jump shot missed			
08:04				34 KING F defensive rebound (6)
07:44		**62-87**	**-25**	2 ENIS W 3pt FG , jump shot made (25)
07:44				34 KING F assist (2)
07:19	19 REED J 2pt FG in the paint, layup blocked			
07:19				10 GREER H block (1)
07:15				10 GREER H defensive rebound (3)
06:49		**62-90**	**-28**	2 ENIS W 3pt FG , jump shot made (28)
06:49				0 GREEN J assist (2)
06:27	8 COSTELLO Q 3pt FG , jump shot missed			
06:24	13 ESTRELLA J offensive rebound (8)			
06:24	13 ESTRELLA J 2pt FG second chance in the paint, layup made (21)	**64-90**	**-26**	
06:24	Timeout 30 Sec			
06:24	Timeout media			
06:24	0 LIBURD R substitution out			
06:24	13 ESTRELLA J substitution out			
06:24	11 GAYLE JR. R substitution in			
06:24	52 THIAM M substitution in			
06:24				24 DAVIS B substitution out
06:24				34 KING F substitution out
06:24				5 HARMON K substitution in
06:24				55 ERHUNMWUNSE O substitution in
05:56				5 HARMON K 2pt FG in the paint, layup missed
05:54	52 THIAM M defensive rebound (6)			
05:36	19 REED J turnover bad pass (1)			10 GREER H steal (1)
05:32		**64-92**	**-28**	10 GREER H 2pt FG fast break from turnover in the paint, dunk, made (12)
04:59	10 HARTMAN J 3pt FG , jump shot missed			
04:56	52 THIAM M offensive rebound (7)			
04:52	19 REED J 2pt FG second chance in the paint, layup made (4)	**66-92**	**-26**	
04:52	11 GAYLE JR. R assist (6)			

Official Basketball Play by Play - Second Half

Creighton at Michigan

11/24/26 T-Mobile Arena, Las Vegas

2026-27 Men's Basketball

Game Time: 2:30 PM
Game Duration: 2:08
Attendance: 2,591

Officials: JEFFERY ANDERSON, NATHAN FARRELL, EARL WALTON

Game Time	UOM	Score	Diff	CRU
04:52	19 REED J foul drawn (2)			55 ERHUNMWUNSE O foul shooting (4 - 8)
04:52	8 COSTELLO Q substitution out			
04:52	3 CADEAU E substitution in			
04:52	19 REED J free throw 1 - 1 missed			
04:51				0 GREEN J defensive rebound (5)
04:23		**66-94**	**-28**	2 ENIS W 2pt FG outside the paint, pull up jump shot made (30)
04:09	19 REED J 3pt FG , jump shot blocked			
04:09				5 HARMON K block (1)
04:05				0 GREEN J defensive rebound (6)
03:54				10 GREER H 2pt FG in the paint, layup blocked
03:54	52 THIAM M block (4)			
03:49				55 ERHUNMWUNSE O offensive rebound (3)
03:41				2 ENIS W 3pt FG second chance, pull up jump shot missed
03:38	52 THIAM M defensive rebound (8)			
03:27	11 GAYLE JR. R 2pt FG in the paint, alleyoop missed			
03:25	11 GAYLE JR. R offensive rebound (10)			
03:24	11 GAYLE JR. R 2pt FG second chance in the paint, layup made (8)	**68-94**	**-26**	
03:08	Timeout media			
03:08	10 HARTMAN J substitution out			
03:08	11 GAYLE JR. R substitution out			
03:08	19 REED J substitution out			
03:08	52 THIAM M substitution out			
03:08	0 LIBURD R substitution in			
03:08	1 MCKENNEY T substitution in			
03:08	9 MOLLER M substitution in			
03:08	13 ESTRELLA J substitution in			
03:08				2 ENIS W substitution out
03:08				10 GREER H substitution out
03:08				1 SWARTZ A substitution in
03:08				41 TRAUDT I substitution in
02:56		**68-96**	**-28**	55 ERHUNMWUNSE O 2pt FG in the paint, dunk, made (6)
02:56				5 HARMON K assist (4)
02:43	3 CADEAU E foul drawn (5)			55 ERHUNMWUNSE O foul shooting (5 - 9)
02:43				55 ERHUNMWUNSE O substitution out
02:43				8 CARTER-GIVENS T substitution in
02:43	3 CADEAU E free throw 1 - 2 made (10)	**69-96**	**-27**	
02:43	3 CADEAU E free throw 2 - 2 missed			
02:42	13 ESTRELLA J offensive rebound (9)			
02:42	3 CADEAU E foul drawn (6)			8 CARTER-GIVENS T foul personal (1 - 10)
02:42	3 CADEAU E substitution out			
02:42	2 NOLAND K substitution in			
02:42	13 ESTRELLA J free throw 1 - 2 made (22)	**70-96**	**-26**	
02:42	13 ESTRELLA J free throw 2 - 2 missed			
02:42				8 CARTER-GIVENS T defensive rebound (2)
02:28	2 NOLAND K foul drawn (2)			8 CARTER-GIVENS T foul offensive (2 - 11)
02:28				8 CARTER-GIVENS T turnover offensive (1)
02:13	9 MOLLER M 2pt FG from turnover in the paint, layup made (2)	**72-96**	**-24**	
02:13	1 MCKENNEY T assist (3)			

Official Basketball Play by Play - Second Half

Creighton at Michigan

11/24/26 T-Mobile Arena, Las Vegas

2026-27 Men's Basketball

Game Time: 2:30 PM
Game Duration: 2:08
Attendance: 2,591

Officials: JEFFERY ANDERSON, NATHAN FARRELL, EARL WALTON

Game Time	UOM	Score	Diff	CRU
01:57	9 MOLLER M steal (1)			0 GREEN J turnover lost ball (1)
01:40	0 LIBURD R 3pt FG from turnover, jump shot missed			
01:38	offensive rebound (44)			
01:34	1 MCKENNEY T foul drawn (1)			1 SWARTZ A foul personal (3 - 12)
01:34	1 MCKENNEY T free throw 1 - 2 made (10)	**73-96**	**-23**	
01:34	1 MCKENNEY T free throw 2 - 2 missed			
01:33				5 HARMON K defensive rebound (1)
01:28				Timeout 30 Sec
01:28	1 MCKENNEY T substitution out			
01:28	13 ESTRELLA J substitution out			
01:28	10 HARTMAN J substitution in			
01:28	15 BROWN M substitution in			
01:28				0 GREEN J substitution out
01:28				1 SWARTZ A substitution out
01:28				7 EDWARDS K substitution in
01:28				12 THOMAS S substitution in
01:12		**73-99**	**-26**	41 TRAUDT I 3pt FG , jump shot made (3)
01:12				5 HARMON K assist (5)
01:05	10 HARTMAN J 3pt FG , jump shot missed			
01:02				41 TRAUDT I defensive rebound (1)
00:55				8 CARTER-GIVENS T substitution out
00:55				32 ROSA W substitution in
00:44	2 NOLAND K foul drawn (3)			41 TRAUDT I foul offensive (1 - 13)
00:44				41 TRAUDT I turnover offensive (1)
00:34	2 NOLAND K 3pt FG from turnover, jump shot missed			
00:31				5 HARMON K defensive rebound (2)
00:03				turnover shot clock (8)
END OF GAME				
UOM 73-99 CRU				

Official Basketball Box Score - Second Half

Creighton at Michigan

11/24/26 T-Mobile Arena, Las Vegas

2026-27 Men's Basketball

Game Time: 2:30 PM
Game Duration: 2:08
Attendance: 2,591

Officials: JEFFERY ANDERSON, NATHAN FARRELL, EARL WALTON

Creighton - 40

NO.	Name		Min	FG M-A	3P M-A	FT M-A	Rebounds OR	DR	TOT	Fouls PF	FD	TP	AS	TO	ST	Blocks BS	BA	+/-
23	Jackson McAndrew	F	01:55	0-1	0-1	0-0	0	0	0	1	0	0	0	0	0	0	0	-2
55	Oswin Erhunmwunse	F	07:41	3-4	0-0	0-0	1	2	3	3	0	6	0	0	0	1	0	3
1	Austin Swartz	G	11:22	3-3	1-1	0-0	0	0	0	2	1	7	0	0	0	0	0	2
2	Wes Enis	G	14:48	4-10	2-5	0-0	1	0	1	0	0	10	1	0	0	0	0	2
24	BJ Davis	G	12:29	2-4	0-1	3-3	0	0	0	2	3	7	2	0	0	0	0	7
0	Jasen Green		15:24	0-0	0-0	0-0	1	3	4	1	1	0	1	1	0	0	0	5
34	Fredrick King		09:36	0-1	0-0	2-4	1	2	3	0	2	2	2	0	0	0	0	4
5	Katrelle Harmon		10:07	0-2	0-0	3-4	0	2	2	1	2	3	2	0	0	1	1	-1
10	Hudson Greer		07:51	1-3	0-0	0-0	1	1	2	0	0	2	0	0	1	1	1	1
41	Isaac Traudt		03:08	1-1	1-1	0-0	0	1	1	1	0	3	0	1	0	0	0	0
8	Trevon Carter-Givens		01:47	0-0	0-0	0-0	0	1	1	2	0	0	0	1	0	0	0	-2
7	Kayden Edwards		01:28	0-0	0-0	0-0	0	0	0	0	0	0	0	0	0	0	0	3
12	Shane Thomas		01:28	0-0	0-0	0-0	0	0	0	0	0	0	0	0	0	0	0	3
32	Wesly Rosa		00:56	0-0	0-0	0-0	0	0	0	0	0	0	0	0	0	0	0	0
Team							0	3	3	0		0		2				
Totals				14-29	4-9	8-11	5	15	20	13	9	40	8	5	1	3	2	5

Shooting By Period			
2nd	FG%	14-29	48.3%
	3PT%	4-9	44.4%
	FT%	8-11	72.7%
GM	FG%	14-29	48.3%
	3PT%	4-9	44.4%
	FT%	8-11	72.7%

Dead Ball Rebounds: 3, 0

Major Fouls: NONE

Michigan - 35

NO.	Name		Min	FG M-A	3P M-A	FT M-A	Rebounds OR	DR	TOT	Fouls PF	FD	TP	AS	TO	ST	Blocks BS	BA	+/-
13	J.P. Estrella	F	15:16	5-6	1-2	2-3	4	3	7	0	2	13	0	0	0	0	0	-2
52	Moustapha Thiam	C	13:55	3-6	2-4	0-0	2	2	4	1	0	8	0	1	0	2	0	0
1	Trey McKenney	G	10:06	1-3	1-2	1-2	1	0	1	1	1	4	2	0	0	0	0	7
3	Elliot Cadeau	G	12:49	0-3	0-2	2-4	0	0	0	1	4	2	1	2	0	0	1	-1
11	Roddy Gayle Jr.	G	11:01	1-3	0-0	0-0	1	4	5	2	2	2	4	0	0	0	0	6
8	Quinn Costello		07:23	0-3	0-3	0-0	0	0	0	1	0	0	0	0	0	0	0	-11
0	Ricky Liburd		08:18	0-1	0-1	0-0	0	0	0	1	0	0	0	0	0	0	0	-9
10	Joseph Hartman		07:41	0-2	0-2	0-0	0	0	0	2	0	0	0	0	0	0	0	-8
19	Jalen Reed		06:13	1-3	0-1	2-3	0	0	0	0	2	4	0	1	0	0	2	-5
9	Marcus Moller		03:08	1-1	0-0	0-0	0	0	0	0	0	2	0	0	1	0	0	0
2	Kenny Noland		02:42	0-1	0-1	0-0	0	0	0	0	2	0	0	0	0	0	0	1
15	Malachi Brown		01:28	0-0	0-0	0-0	0	0	0	0	0	0	0	0	0	0	0	-3
Team							2	1	3	0		0		0				
Totals				12-32	4-18	7-12	10	10	20	9	13	35	7	4	1	2	3	-5

Shooting By Period			
2nd	FG%	12-32	37.5%
	3PT%	4-18	22.2%
	FT%	7-12	58.3%
GM	FG%	12-32	37.5%
	3PT%	4-18	22.2%
	FT%	7-12	58.3%

Dead Ball Rebounds: 0, 0

Major Fouls: McKenney (F1) 2nd 13:28

	CRU	UOM
Biggest lead	28 (2nd 6:49)	0 (1st 20:00)
Best Scoring Run	8 (2nd 9:04)	7 (2nd 18:00)
Lead Changes	0	
Times Tied	0	
Time with Lead	19:40	00:00

Points from	CRU	UOM
Turnovers	6	5
Paint	14	16
Second Chance	4	14
Fast Breaks	2	2
Bench	10	6

Period by Period Scoring	1st	2nd	TOT
CRU	59	40	99
UOM	38	35	73

Official Basketball Shot Areas - Final

Creighton at Michigan

11/24/26 T-Mobile Arena, Las Vegas

2026-27 Men's Basketball

Game Time: 2:30 PM
Game Duration: 2:08
Attendance: 2,591

Officials: JEFFERY ANDERSON, NATHAN FARRELL, EARL WALTON

Players => All; FG Types => All ; Results => All ;

Michigan

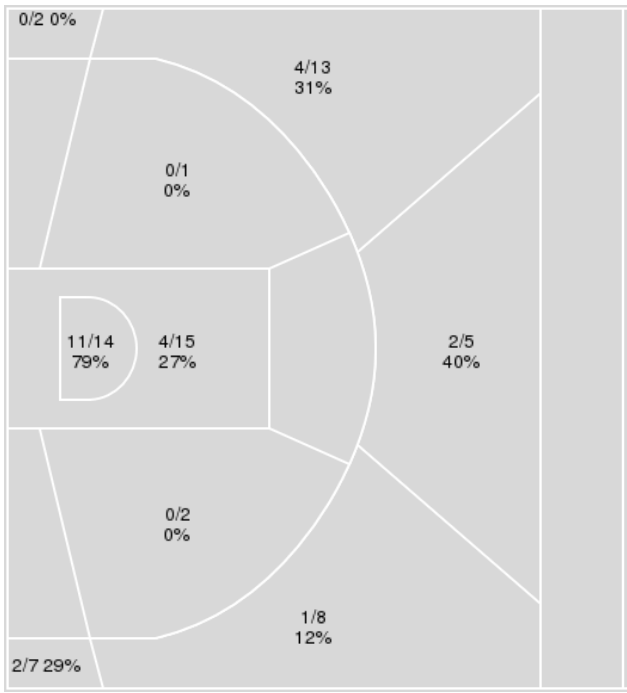

Michigan	M/A	%
Field Goals	24/67	36
2 Points	15/32	47
3 Points	9/35	26
Free Throws	16/23	70

Players => All; FG Types => All ; Results => All ;

Creighton

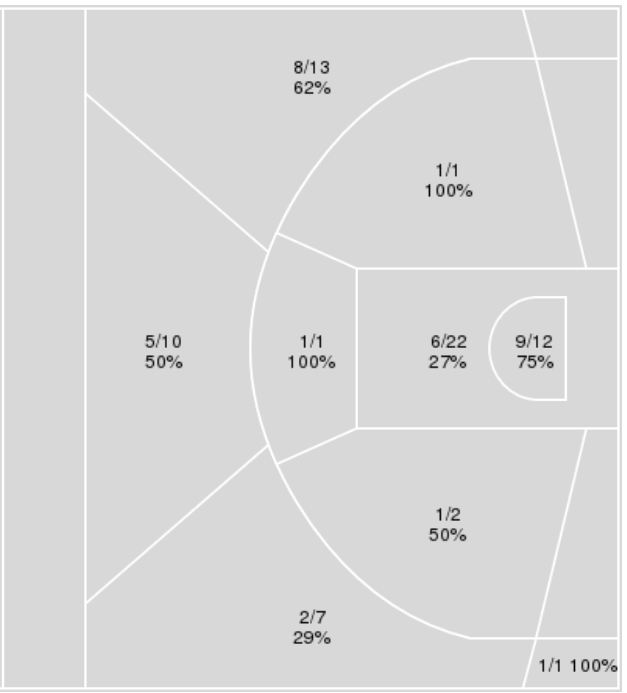

Creighton	M/A	%
Field Goals	34/69	49
2 Points	18/38	47
3 Points	16/31	52
Free Throws	15/19	79

Official Basketball Player Plus/Minus Summary - Final

Creighton at Michigan

11/24/26 T-Mobile Arena, Las Vegas

2026-27 Men's Basketball

Game Time: 2:30 PM
Game Duration: 2:08
Attendance: 2,591

Officials: JEFFERY ANDERSON, NATHAN FARRELL, EARL WALTON

Creighton

No	Name	Mins		Score		Points Diff		Points per Min		Assists		Rebounds		Steals		Turnovers	
		On	Off	On	Off	On	Off	On	Off	On	Off	On	Off	On	Off	On	Off
0	Jasen Green	25:56	14:04	58-49	41-24	9	17	2.24	2.91	11	10	24	15	4	2	5	3
1	Austin Swartz	28:07	11:53	76-56	23-17	20	6	2.70	1.94	16	5	29	10	5	1	5	3
2	Wes Enis	32:50	07:10	86-61	13-12	25	1	2.62	1.81	18	3	33	6	6	0	4	4
5	Katrelle Harmon	17:24	22:36	37-32	62-41	5	21	2.13	2.74	9	12	16	23	2	4	6	2
7	Kayden Edwards	01:28	38:32	3-0	96-73	3	23	2.05	2.49	1	20	2	37	0	6	2	6
8	Trevon Carter-Givens	06:32	33:28	16-9	83-64	7	19	2.45	2.48	4	17	9	30	1	5	3	5
10	Hudson Greer	14:51	25:09	37-22	62-51	15	11	2.49	2.47	6	15	14	25	2	4	1	7
12	Shane Thomas	01:28	38:32	3-0	96-73	3	23	2.05	2.49	1	20	2	37	0	6	2	6
23	Jackson McAndrew	06:21	33:39	16-17	83-56	-1	27	2.52	2.47	6	15	5	34	1	5	1	7
24	BJ Davis	28:27	11:33	75-50	24-23	25	1	2.64	2.08	14	7	27	12	4	2	2	6
32	Wesly Rosa	00:56	39:04	0-0	99-73	0	26	0.00	2.53	0	21	1	38	0	6	2	6
34	Fredrick King	21:19	18:41	63-47	36-26	16	10	2.95	1.93	12	9	21	18	3	3	2	6
41	Isaac Traudt	03:08	36:52	5-5	94-68	0	26	1.60	2.55	2	19	4	35	0	6	4	4
55	Oswin Erhunmwunse	11:13	28:47	20-17	79-56	3	23	1.78	2.74	5	16	8	31	2	4	1	7

Michigan

No	Name	Mins		Score		Points Diff		Points per Min		Assists		Rebounds		Steals		Turnovers	
		On	Off	On	Off	On	Off	On	Off	On	Off	On	Off	On	Off	On	Off
0	Ricky Liburd	20:30	19:30	33-57	40-42	-24	-2	1.61	2.05	7	8	16	28	1	0	7	10
1	Trey McKenney	25:09	14:51	60-66	13-33	-6	-20	2.39	0.88	12	3	32	12	1	0	13	4
2	Kenny Noland	07:13	32:47	17-11	56-88	6	-32	2.36	1.71	5	10	4	40	1	0	1	16
3	Elliot Cadeau	27:30	12:30	50-74	23-25	-24	-2	1.82	1.84	9	6	34	10	0	1	13	4
8	Quinn Costello	17:24	22:36	22-41	51-58	-19	-7	1.26	2.26	5	10	19	25	0	1	7	10
9	Marcus Moller	03:08	36:52	5-5	68-94	0	-26	1.60	1.84	1	14	2	42	1	0	0	17
10	Joseph Hartman	09:47	30:13	8-19	65-80	-11	-15	0.82	2.15	1	14	7	37	0	1	2	15
11	Roddy Gayle Jr.	25:30	14:30	53-63	20-36	-10	-16	2.08	1.38	12	3	35	9	0	1	15	2
12	Oscar Goodman	00:48	39:12	0-3	73-96	-3	-23	0.00	1.86	0	15	2	42	0	1	2	15
13	J.P. Estrella	25:57	14:03	56-60	17-39	-4	-22	2.16	1.21	12	3	29	15	1	0	8	9
15	Malachi Brown	01:28	38:32	0-3	73-96	-3	-23	0.00	1.89	0	15	0	44	0	1	0	17
19	Jalen Reed	08:20	31:40	10-26	63-73	-16	-10	1.20	1.99	1	14	7	37	0	1	2	15
52	Moustapha Thiam	27:16	12:44	51-67	22-32	-16	-10	1.87	1.73	10	5	33	11	0	1	15	2

Official Basketball Shot Chart - Final

Creighton at Michigan

11/24/26 T-Mobile Arena, Las Vegas

2026-27 Men's Basketball

Game Time: 2:30 PM
Game Duration: 2:08
Attendance: 2,591

Officials: JEFFERY ANDERSON, NATHAN FARRELL, EARL WALTON

Players => All ; FG Types => All ; Results => All ;

Creighton

All Field Goals

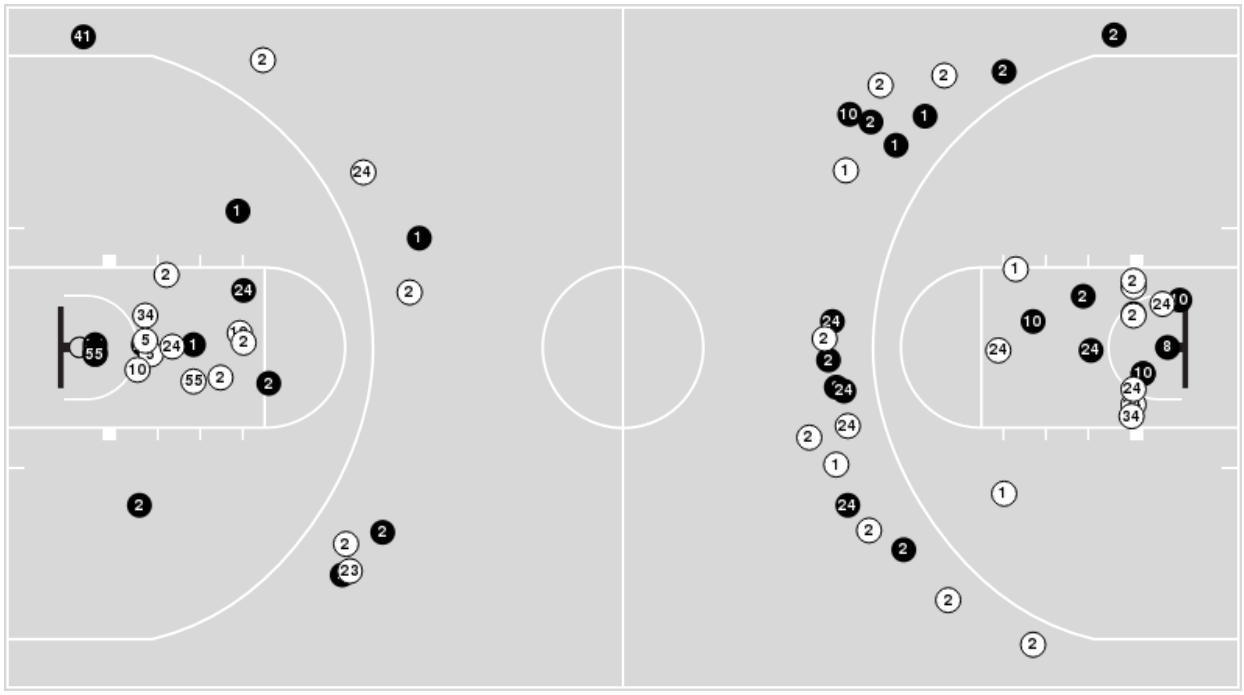

Shots in the Paint

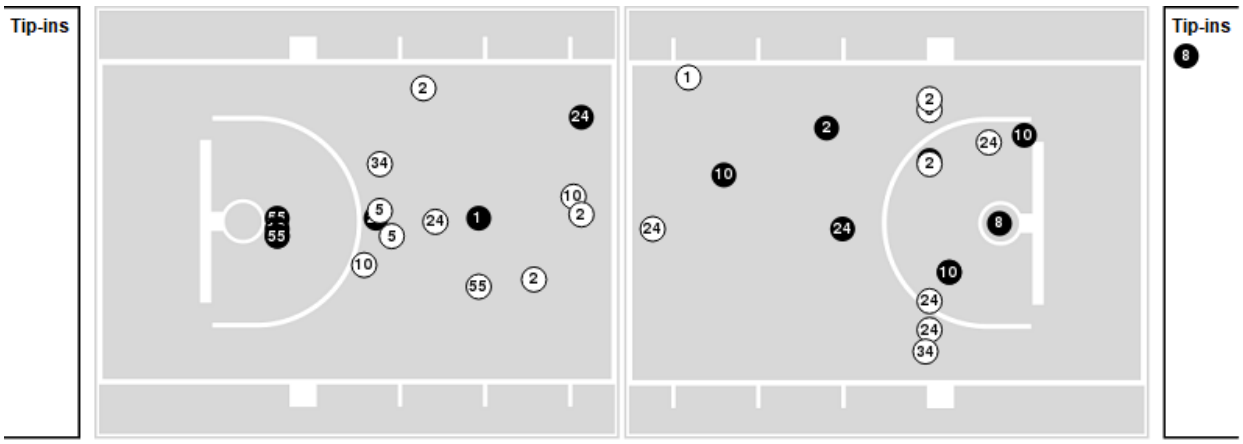

(N) Made (N) Missed N - Player Number

Creighton	M/A	%
Field Goals	34/69	49
2 Points	18/38	47
3 Points	16/31	52
Free Throws	15/19	79

Creighton	M/A	%
Points in the Paint	30 (15/34)	44
Fast Break Points	5 (2/2)	100
Second Chance Points	19 (8/13)	62
Effective FG%	61	

Official Basketball Shot Chart - Final

Creighton at Michigan

11/24/26 T-Mobile Arena, Las Vegas

2026-27 Men's Basketball

Game Time: 2:30 PM
Game Duration: 2:08
Attendance: 2,591

Officials: JEFFERY ANDERSON, NATHAN FARRELL, EARL WALTON

Players => All ; FG Types => All ; Results => All ;

Michigan

All Field Goals

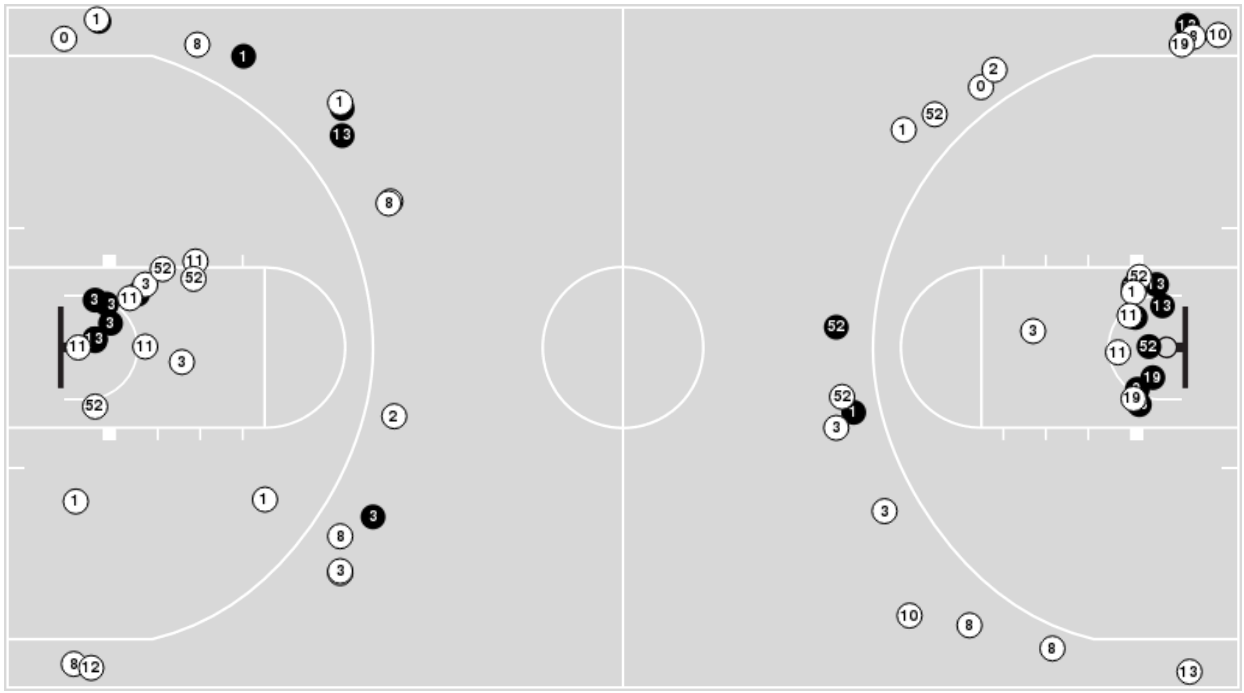

Shots in the Paint

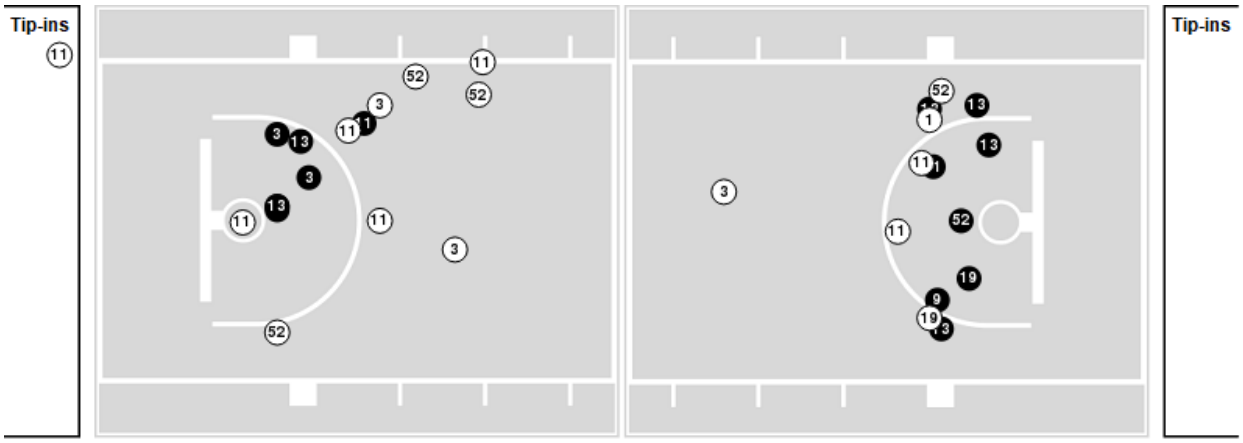

Made Missed N - Player Number

Michigan	M/A	%
Field Goals	24/67	36
2 Points	15/32	47
3 Points	9/35	26
Free Throws	16/23	70

Michigan	M/A	%
Points in the Paint	30 (15/29)	52
Fast Break Points	4 (2/2)	100
Second Chance Points	21 (14/27)	52
Effective FG%	43	

Official Basketball Rotations Summary - Final

Creighton at Michigan

11/24/26 T-Mobile Arena, Las Vegas

2026-27 Men's Basketball

Game Time: 2:30 PM
Game Duration: 2:08
Attendance: 2,591

Officials: JEFFERY ANDERSON, NATHAN FARRELL, EARL WALTON

Creighton

Lineup	Quarter On	Time On	Quarter Off	Time Off	Time on Court	Score	Score Diff	Reb	Stl	Tov	Ast	PPP
1- Swartz A/ 2- Enis W/ 23- McAndrew J/ 24- Davis B/ 55- Erhunmwunse O/	1	20:00	1	16:58	03:02	6-6	0	2	1	1	2	0.8571
1- Swartz A/ 2- Enis W/ 5- Harmon K/ 23- McAndrew J/ 34- King F/	1	16:58	1	15:34	01:24	6-5	1	2	0	0	2	3.0000
0- Green J/ 1- Swartz A/ 2- Enis W/ 5- Harmon K/ 34- King F/	1	15:34	1	14:00	01:34	2-6	-4	2	0	0	1	1.0000
0- Green J/ 5- Harmon K/ 8- Carter-Givens T/ 10- Greer H/ 24- Davis B/	1	14:00	1	12:55	01:05	2-2	0	0	0	0	1	1.0000
0- Green J/ 5- Harmon K/ 10- Greer H/ 24- Davis B/ 55- Erhunmwunse O/	1	12:55	1	12:25	00:30	0-0	0	0	0	0	0	0.0000
0- Green J/ 5- Harmon K/ 10- Greer H/ 24- Davis B/ 34- King F/	1	12:25	1	12:02	00:23	1-3	-2	0	0	0	0	2.2727
2- Enis W/ 5- Harmon K/ 10- Greer H/ 24- Davis B/ 34- King F/	1	12:02	1	10:45	01:17	5-0	5	1	0	0	1	2.1552
1- Swartz A/ 2- Enis W/ 10- Greer H/ 24- Davis B/ 34- King F/	1	10:45	1	09:51	00:54	2-0	2	1	1	0	1	0.6667
1- Swartz A/ 2- Enis W/ 8- Carter-Givens T/ 10- Greer H/ 24- Davis B/	1	09:51	1	08:39	01:12	5-2	3	3	0	0	0	2.0492
0- Green J/ 1- Swartz A/ 2- Enis W/ 8- Carter-Givens T/ 24- Davis B/	1	08:39	1	08:35	00:04	0-0	0	1	0	0	0	0.0000
0- Green J/ 1- Swartz A/ 2- Enis W/ 5- Harmon K/ 8- Carter-Givens T/	1	08:35	1	07:31	01:04	6-0	6	0	1	1	2	2.0000
0- Green J/ 1- Swartz A/ 2- Enis W/ 8- Carter-Givens T/ 24- Davis B/	1	07:31	1	06:58	00:33	0-0	0	1	0	0	0	0.0000
0- Green J/ 1- Swartz A/ 2- Enis W/ 24- Davis B/ 34- King F/	1	06:58	1	04:40	02:18	8-5	3	3	0	0	1	2.6667
1- Swartz A/ 2- Enis W/ 10- Greer H/ 24- Davis B/ 34- King F/	1	04:40	1	03:01	01:39	9-3	6	2	0	0	1	2.0270
0- Green J/ 1- Swartz A/ 2- Enis W/ 24- Davis B/ 34- King F/	1	03:01	1	01:20	01:41	4-6	-2	0	1	1	0	1.0309
0- Green J/ 1- Swartz A/ 2- Enis W/ 8- Carter-Givens T/ 24- Davis B/	1	01:20	1	01:08	00:12	0-0	0	0	0	0	0	0.0000
0- Green J/ 1- Swartz A/ 2- Enis W/ 24- Davis B/ 34- King F/	1	01:08	1	00:34	00:33	3-0	3	0	1	0	1	1.5000
0- Green J/ 1- Swartz A/ 2- Enis W/ 8- Carter-Givens T/ 24- Davis B/	1	00:34	2	20:00	00:34	0-0	0	1	0	0	0	0.0000
1- Swartz A/ 2- Enis W/ 23- McAndrew J/ 24- Davis B/ 55- Erhunmwunse O/	2	20:00	2	18:05	01:55	4-6	-2	1	0	0	2	1.0000
0- Green J/ 1- Swartz A/ 2- Enis W/ 24- Davis B/ 55- Erhunmwunse O/	2	18:05	2	18:00	00:05	0-1	-1	0	0	0	0	0.0000
0- Green J/ 1- Swartz A/ 2- Enis W/ 24- Davis B/ 34- King F/	2	18:00	2	14:50	03:10	10-8	2	3	0	0	2	1.5528
0- Green J/ 2- Enis W/ 5- Harmon K/ 24- Davis B/ 34- King F/	2	14:50	2	14:35	00:15	0-2	-2	0	0	0	0	0.0000
0- Green J/ 2- Enis W/ 5- Harmon K/ 10- Greer H/ 34- King F/	2	14:35	2	13:28	01:07	1-3	-2	1	0	1	0	0.3472
2- Enis W/ 5- Harmon K/ 10- Greer H/ 24- Davis B/ 34- King F/	2	13:28	2	13:11	00:17	0-0	0	1	0	0	0	0.0000
1- Swartz A/ 5- Harmon K/ 10- Greer H/ 24- Davis B/ 34- King F/	2	13:11	2	12:15	00:56	1-2	-1	0	0	0	0	0.5319
0- Green J/ 1- Swartz A/ 5- Harmon K/ 24- Davis B/ 34- King F/	2	12:15	2	11:34	00:41	2-0	2	2	0	0	0	2.0000
0- Green J/ 1- Swartz A/ 5- Harmon K/ 24- Davis B/ 55- Erhunmwunse O/	2	11:34	2	11:07	00:27	2-0	2	0	0	0	0	2.2727
0- Green J/ 1- Swartz A/ 2- Enis W/ 24- Davis B/ 55- Erhunmwunse O/	2	11:07	2	09:34	01:33	2-0	2	2	0	0	0	1.0000
0- Green J/ 1- Swartz A/ 2- Enis W/ 24- Davis B/ 34- King F/	2	09:34	2	08:39	00:55	2-1	1	1	0	0	0	2.2727
0- Green J/ 2- Enis W/ 10- Greer H/ 24- Davis B/ 34- King F/	2	08:39	2	06:24	02:15	7-3	4	2	0	0	2	2.4306
0- Green J/ 2- Enis W/ 5- Harmon K/ 10- Greer H/ 55- Erhunmwunse O/	2	06:24	2	03:08	03:16	4-4	0	3	1	0	0	1.0000
0- Green J/ 1- Swartz A/ 5- Harmon K/ 41- Traudt I/ 55- Erhunmwunse O/	2	03:08	2	02:43	00:25	2-0	2	0	0	0	1	2.0000
0- Green J/ 1- Swartz A/ 5- Harmon K/ 8- Carter-Givens T/ 41- Traudt I/	2	02:43	2	01:28	01:15	0-5	-5	2	0	2	0	0.0000
5- Harmon K/ 7- Edwards K/ 8- Carter-Givens T/ 12- Thomas S/ 41- Traudt I/	2	01:28	2	00:55	00:32	3-0	3	1	0	0	1	3.0000
5- Harmon K/ 7- Edwards K/ 12- Thomas S/ 32- Rosa W/ 41- Traudt I/	2	00:55	2	00:00	00:55	0-0	0	1	0	2	0	0.0000

Official Basketball Rotations Summary - Final

Creighton at Michigan

11/24/26 T-Mobile Arena, Las Vegas

2026-27 Men's Basketball

Game Time: 2:30 PM
Game Duration: 2:08
Attendance: 2,591

Officials: JEFFERY ANDERSON, NATHAN FARRELL, EARL WALTON

Michigan

Lineup	Quarter On	Time On	Quarter Off	Time Off	Time on Court	Score	Score Diff	Reb	Stl	Tov	Ast	PPP
1- McKenney T/ 3- Cadeau E/ 11- Gayle Jr. R/ 13- Estrella J/ 52- Thiam M/	1	20:00	1	16:42	03:18	8-6	2	5	0	3	2	1.0152
0- Liburd R/ 1- McKenney T/ 3- Cadeau E/ 11- Gayle Jr. R/ 52- Thiam M/	1	16:42	1	15:34	01:08	3-6	-3	0	0	0	1	2.0833
0- Liburd R/ 1- McKenney T/ 3- Cadeau E/ 8- Costello Q/ 13- Estrella J/	1	15:34	1	14:51	00:43	3-0	3	2	0	0	1	3.0000
0- Liburd R/ 1- McKenney T/ 2- Noland K/ 8- Costello Q/ 13- Estrella J/	1	14:51	1	14:00	00:51	3-2	1	0	0	0	1	1.5000
0- Liburd R/ 2- Noland K/ 8- Costello Q/ 11- Gayle Jr. R/ 13- Estrella J/	1	14:00	1	12:02	01:58	5-3	2	3	0	0	2	2.5000
0- Liburd R/ 3- Cadeau E/ 8- Costello Q/ 11- Gayle Jr. R/ 52- Thiam M/	1	12:02	1	11:46	00:16	0-1	-1	1	0	0	0	0.0000
1- McKenney T/ 3- Cadeau E/ 8- Costello Q/ 11- Gayle Jr. R/ 52- Thiam M/	1	11:46	1	10:05	01:41	0-4	-4	6	0	3	0	0.0000
1- McKenney T/ 3- Cadeau E/ 11- Gayle Jr. R/ 13- Estrella J/ 19- Reed J/	1	10:05	1	08:35	01:30	2-7	-5	1	0	0	0	0.5814
0- Liburd R/ 3- Cadeau E/ 11- Gayle Jr. R/ 13- Estrella J/ 19- Reed J/	1	08:35	1	07:58	00:37	0-6	-6	0	0	1	0	0.0000
0- Liburd R/ 3- Cadeau E/ 10- Hartman J/ 11- Gayle Jr. R/ 13- Estrella J/	1	07:58	1	07:42	00:16	0-0	0	0	0	1	0	0.0000
0- Liburd R/ 3- Cadeau E/ 8- Costello Q/ 10- Hartman J/ 13- Estrella J/	1	07:42	1	06:58	00:44	0-0	0	1	0	0	0	0.0000
0- Liburd R/ 3- Cadeau E/ 8- Costello Q/ 10- Hartman J/ 52- Thiam M/	1	06:58	1	05:52	01:06	0-3	-3	0	0	0	0	0.0000
0- Liburd R/ 1- McKenney T/ 3- Cadeau E/ 8- Costello Q/ 52- Thiam M/	1	05:52	1	03:45	02:07	5-11	-6	1	0	1	0	0.9191
1- McKenney T/ 3- Cadeau E/ 11- Gayle Jr. R/ 13- Estrella J/ 52- Thiam M/	1	03:45	1	03:01	00:44	4-3	1	1	0	0	0	2.2727
0- Liburd R/ 1- McKenney T/ 3- Cadeau E/ 11- Gayle Jr. R/ 52- Thiam M/	1	03:01	1	02:30	00:31	0-1	-1	1	0	1	0	0.0000
0- Liburd R/ 1- McKenney T/ 2- Noland K/ 11- Gayle Jr. R/ 52- Thiam M/	1	02:30	1	01:23	01:07	5-3	2	0	0	0	1	2.6596
0- Liburd R/ 1- McKenney T/ 11- Gayle Jr. R/ 12- Goodman O/ 52- Thiam M/	1	01:23	1	00:34	00:48	0-3	-3	2	0	2	0	0.0000
1- McKenney T/ 2- Noland K/ 8- Costello Q/ 11- Gayle Jr. R/ 52- Thiam M/	1	00:34	2	20:00	00:34	0-0	0	0	0	1	0	0.0000
1- McKenney T/ 3- Cadeau E/ 11- Gayle Jr. R/ 13- Estrella J/ 52- Thiam M/	2	20:00	2	12:15	07:45	22-16	6	11	0	2	5	1.6517
1- McKenney T/ 3- Cadeau E/ 8- Costello Q/ 13- Estrella J/ 52- Thiam M/	2	12:15	2	11:34	00:41	0-2	-2	0	0	0	0	0.0000
0- Liburd R/ 3- Cadeau E/ 8- Costello Q/ 13- Estrella J/ 52- Thiam M/	2	11:34	2	09:21	02:13	0-4	-4	1	0	1	0	0.0000
0- Liburd R/ 8- Costello Q/ 10- Hartman J/ 13- Estrella J/ 19- Reed J/	2	09:21	2	06:24	02:57	4-9	-5	2	0	0	0	1.0309
8- Costello Q/ 10- Hartman J/ 11- Gayle Jr. R/ 19- Reed J/ 52- Thiam M/	2	06:24	2	04:52	01:32	2-2	0	2	0	1	1	1.0000
3- Cadeau E/ 10- Hartman J/ 11- Gayle Jr. R/ 19- Reed J/ 52- Thiam M/	2	04:52	2	03:08	01:44	2-2	0	2	0	0	0	0.8197
0- Liburd R/ 1- McKenney T/ 3- Cadeau E/ 9- Moller M/ 13- Estrella J/	2	03:08	2	02:42	00:26	1-2	-1	1	0	0	0	-8.3333
0- Liburd R/ 1- McKenney T/ 2- Noland K/ 9- Moller M/ 13- Estrella J/	2	02:42	2	01:28	01:14	4-0	4	1	1	0	1	1.4493
0- Liburd R/ 2- Noland K/ 9- Moller M/ 10- Hartman J/ 15- Brown M/	2	01:28	2	00:00	01:28	0-3	-3	0	0	0	0	0.0000

Official Basketball Line Up Analysis - Final

Creighton at Michigan

11/24/26 T-Mobile Arena, Las Vegas

2026-27 Men's Basketball

Game Time: 2:30 PM
Game Duration: 2:08
Attendance: 2,591

Officials: JEFFERY ANDERSON, NATHAN FARRELL, EARL WALTON

Creighton

Lineup	Time	Score	Score Diff	Pts/Min	Reb	Stl	Tov	Ast	PPP
0- Green J/ 1- Swartz A/ 2- Enis W/ 24- Davis B/ 34- King F/	08:37	27-20	7	3.1310	7	2	1	4	1.6667
1- Swartz A/ 2- Enis W/ 23- McAndrew J/ 24- Davis B/ 55- Erhunmwunse O/	04:57	10-12	-2	2.0202	3	1	1	4	0.9091
0- Green J/ 2- Enis W/ 5- Harmon K/ 10- Greer H/ 55- Erhunmwunse O/	03:16	4-4	0	1.2245	3	1	0	0	1.0000
1- Swartz A/ 2- Enis W/ 10- Greer H/ 24- Davis B/ 34- King F/	02:33	11-3	8	4.3137	3	1	0	2	1.4785
0- Green J/ 2- Enis W/ 10- Greer H/ 24- Davis B/ 34- King F/	02:15	7-3	4	3.1111	2	0	0	2	2.4306
0- Green J/ 1- Swartz A/ 2- Enis W/ 24- Davis B/ 55- Erhunmwunse O/	01:38	2-1	1	1.2245	2	0	0	0	1.0000
0- Green J/ 1- Swartz A/ 2- Enis W/ 5- Harmon K/ 34- King F/	01:34	2-6	-4	1.2766	2	0	0	1	1.0000
2- Enis W/ 5- Harmon K/ 10- Greer H/ 24- Davis B/ 34- King F/	01:34	5-0	5	3.1915	2	0	0	1	1.5060
1- Swartz A/ 2- Enis W/ 5- Harmon K/ 23- McAndrew J/ 34- King F/	01:24	6-5	1	4.2857	2	0	0	2	3.0000
0- Green J/ 1- Swartz A/ 2- Enis W/ 8- Carter-Givens T/ 24- Davis B/	01:23	0-0	0	0.0000	3	0	0	0	0.0000
0- Green J/ 1- Swartz A/ 5- Harmon K/ 8- Carter-Givens T/ 41- Traudt I/	01:15	0-5	-5	0.0000	2	0	2	0	0.0000
1- Swartz A/ 2- Enis W/ 8- Carter-Givens T/ 10- Greer H/ 24- Davis B/	01:12	5-2	3	4.1667	3	0	0	0	2.0492
0- Green J/ 2- Enis W/ 5- Harmon K/ 10- Greer H/ 34- King F/	01:07	1-3	-2	0.8955	1	0	1	0	0.3472
0- Green J/ 5- Harmon K/ 8- Carter-Givens T/ 10- Greer H/ 24- Davis B/	01:05	2-2	0	1.8462	0	0	0	1	1.0000
0- Green J/ 1- Swartz A/ 2- Enis W/ 5- Harmon K/ 8- Carter-Givens T/	01:04	6-0	6	5.6250	0	1	1	2	2.0000
1- Swartz A/ 5- Harmon K/ 10- Greer H/ 24- Davis B/ 34- King F/	00:56	1-2	-1	1.0714	0	0	0	0	0.5319
5- Harmon K/ 7- Edwards K/ 12- Thomas S/ 32- Rosa W/ 41- Traudt I/	00:55	0-0	0	0.0000	1	0	2	0	0.0000
0- Green J/ 1- Swartz A/ 5- Harmon K/ 24- Davis B/ 34- King F/	00:41	2-0	2	2.9268	2	0	0	0	2.0000
5- Harmon K/ 7- Edwards K/ 8- Carter-Givens T/ 12- Thomas S/ 41- Traudt I/	00:32	3-0	3	5.5901	1	0	0	1	3.0000
0- Green J/ 5- Harmon K/ 10- Greer H/ 24- Davis B/ 55- Erhunmwunse O/	00:30	0-0	0	0.0000	0	0	0	0	0.0000
0- Green J/ 1- Swartz A/ 5- Harmon K/ 24- Davis B/ 55- Erhunmwunse O/	00:27	2-0	2	4.4444	0	0	0	0	2.2727
0- Green J/ 1- Swartz A/ 5- Harmon K/ 41- Traudt I/ 55- Erhunmwunse O/	00:25	2-0	2	4.8000	0	0	0	1	2.0000
0- Green J/ 5- Harmon K/ 10- Greer H/ 24- Davis B/ 34- King F/	00:23	1-3	-2	2.6087	0	0	0	0	2.2727
0- Green J/ 2- Enis W/ 5- Harmon K/ 24- Davis B/ 34- King F/	00:15	0-2	-2	0.0000	0	0	0	0	0.0000

Official Basketball Line Up Analysis - Final

Creighton at Michigan

11/24/26 T-Mobile Arena, Las Vegas

2026-27 Men's Basketball

Game Time: 2:30 PM
Game Duration: 2:08
Attendance: 2,591

Officials: JEFFERY ANDERSON, NATHAN FARRELL, EARL WALTON

Michigan

Lineup	Time	Score	Score Diff	Pts/Min	Reb	Stl	Tov	Ast	PPP
1- McKenney T/ 3- Cadeau E/ 11- Gayle Jr. R/ 13- Estrella J/ 52- Thiam M/	11:47	34-25	9	2.8854	17	0	5	7	1.4808
0- Liburd R/ 8- Costello Q/ 10- Hartman J/ 13- Estrella J/ 19- Reed J/	02:57	4-9	-5	1.3559	2	0	0	0	1.0309
0- Liburd R/ 3- Cadeau E/ 8- Costello Q/ 13- Estrella J/ 52- Thiam M/	02:13	0-4	-4	0.0000	1	0	1	0	0.0000
0- Liburd R/ 1- McKenney T/ 3- Cadeau E/ 8- Costello Q/ 52- Thiam M/	02:07	5-11	-6	2.3622	1	0	1	0	0.9191
0- Liburd R/ 2- Noland K/ 8- Costello Q/ 11- Gayle Jr. R/ 13- Estrella J/	01:58	5-3	2	2.5424	3	0	0	2	2.5000
3- Cadeau E/ 10- Hartman J/ 11- Gayle Jr. R/ 19- Reed J/ 52- Thiam M/	01:44	2-2	0	1.1538	2	0	0	0	0.8197
1- McKenney T/ 3- Cadeau E/ 8- Costello Q/ 11- Gayle Jr. R/ 52- Thiam M/	01:41	0-4	-4	0.0000	6	0	3	0	0.0000
0- Liburd R/ 1- McKenney T/ 3- Cadeau E/ 11- Gayle Jr. R/ 52- Thiam M/	01:39	3-7	-4	1.8182	1	0	1	1	1.2295
8- Costello Q/ 10- Hartman J/ 11- Gayle Jr. R/ 19- Reed J/ 52- Thiam M/	01:32	2-2	0	1.3043	2	0	1	1	1.0000
1- McKenney T/ 3- Cadeau E/ 11- Gayle Jr. R/ 13- Estrella J/ 19- Reed J/	01:30	2-7	-5	1.3333	1	0	0	0	0.5814
0- Liburd R/ 2- Noland K/ 9- Moller M/ 10- Hartman J/ 15- Brown M/	01:28	0-3	-3	0.0000	0	0	0	0	0.0000
0- Liburd R/ 1- McKenney T/ 2- Noland K/ 9- Moller M/ 13- Estrella J/	01:14	4-0	4	3.2432	1	1	0	1	1.4493
0- Liburd R/ 1- McKenney T/ 2- Noland K/ 11- Gayle Jr. R/ 52- Thiam M/	01:07	5-3	2	4.4776	0	0	0	1	2.6596
0- Liburd R/ 3- Cadeau E/ 8- Costello Q/ 10- Hartman J/ 52- Thiam M/	01:06	0-3	-3	0.0000	0	0	0	0	0.0000
0- Liburd R/ 1- McKenney T/ 2- Noland K/ 8- Costello Q/ 13- Estrella J/	00:51	3-2	1	3.5294	0	0	0	1	1.5000
0- Liburd R/ 1- McKenney T/ 11- Gayle Jr. R/ 12- Goodman O/ 52- Thiam M/	00:48	0-3	-3	0.0000	2	0	2	0	0.0000
0- Liburd R/ 3- Cadeau E/ 8- Costello Q/ 10- Hartman J/ 13- Estrella J/	00:44	0-0	0	0.0000	1	0	0	0	0.0000
0- Liburd R/ 1- McKenney T/ 3- Cadeau E/ 8- Costello Q/ 13- Estrella J/	00:43	3-0	3	4.1860	2	0	0	1	3.0000
1- McKenney T/ 3- Cadeau E/ 8- Costello Q/ 13- Estrella J/ 52- Thiam M/	00:41	0-2	-2	0.0000	0	0	0	0	0.0000
0- Liburd R/ 3- Cadeau E/ 11- Gayle Jr. R/ 13- Estrella J/ 19- Reed J/	00:37	0-6	-6	0.0000	0	0	1	0	0.0000
1- McKenney T/ 2- Noland K/ 8- Costello Q/ 11- Gayle Jr. R/ 52- Thiam M/	00:34	0-0	0	0.0000	0	0	1	0	0.0000
0- Liburd R/ 1- McKenney T/ 3- Cadeau E/ 9- Moller M/ 13- Estrella J/	00:26	1-2	-1	2.3077	1	0	0	0	-8.3333
0- Liburd R/ 3- Cadeau E/ 8- Costello Q/ 11- Gayle Jr. R/ 52- Thiam M/	00:16	0-1	-1	0.0000	1	0	0	0	0.0000
0- Liburd R/ 3- Cadeau E/ 10- Hartman J/ 11- Gayle Jr. R/ 13- Estrella J/	00:16	0-0	0	0.0000	0	0	1	0	0.0000