2025 2026

CREIGHTON WOMEN'S BASKETBALL

MEDIA GUIDE

CREIGHTON WOMEN'S BASKETBALL
CREIGHTON
22
42
35
9
23
2
11
1
30
24

CREIGHTON

24
30
9
1
CREIGHTON

Table of Contents

Table of Contents	1
2025-26 Roster/Quick Facts	2
This is the BIG EAST	3
Ruth Scott Training Center	4
Jensen Family Lounge	5
Ryan Athletic Center and D.J. Sokol Arena	6
Meet the Bluejays	**7**
Jim Flanery	8-10
Carli Berger	11
Mike Jewett	12
Alexis Akin-Otiko	13
Jenny Vickers	14
Brad Schmidt and Nick Bies	15
Kiani Lockett	16-17
Kennedy Townsend	18-19
Lockett's Game-by-Game Stats	20
Townsend's Game-by-Game Stats	21
Elizabeth Gentry	22-23
Allison Heathcock	24-25
Grace Boffeli	26-27
Avery Cooper and Tara Dacic	28
Neleigh Gessert and Norah Gessert	29
Kendall McGee and Ava Zediker	30
2025-26 Opponents	**31**
Non-Conference Opponent Information	32
BIG EAST Opponent Information	33
BIG EAST Conference 2024-25 in Review	34
2024-25 Season in Review	**35**
Final Statistics	36
Team Highs and Lows	37
Game-By-Game Stats	38
Game-By-Game Leaders	39
Specialty Stats	40-41
2024-25 Box Scores	42-48
Creighton Record Book	**49**
Coaching Records	50
Year-By-Year Team Statistics	51
Career Records	52
Season Records	53
Single-Game Records	54
Team Records	55
Year-By-Year Individual Leaders	56-57
Honors and Awards	58-59
Miscellaneous Records	60
1,000 Point Club	61-66
Creighton in the NCAA Tournament	67
1991-92 NCAA Tournament Team	68
1992 NCAA Tournament Box Scores	69
1993-94 NCAA Tournament Team	70
1994 NCAA Tournament Box Scores	71
2001-02 and 2011-12 NCAA Tournament Teams	72
2002 and 2012 NCAA Tournament Box Scores	73
2012-13 NCAA Tournament Team	74
2013 NCAA Tournament Box Scores	75
2016-17 NCAA Tournament Team	76
2017 NCAA Tournament Box Scores	77
2017-18 NCAA Tournament Team	78
2018 NCAA Tournament Box Scores	79
2021-22 NCAA Tournament Team	80-81
2022 NCAA Tournament Box Scores	82-83
2022-23 NCAA Tournament Team and Box Score	84
2023-24 NCAA Tournament Team	85
2024 NCAA Tournament Box Scores	86
2024-25 NCAA Tournament Team and Box Score	87
Creighton in the WNIT	88
WNIT Teams	89-94
Bluejays at Home	95
Conference Tournament Results	96
Conference Tournament Records	97
D.J. Sokol Arena Records	98-99
All-Time Alphabetical Roster	100
All-Time Numerical Roster (Home Numbers)	101
D.J. Sokol Arena	102
Series History	**103**
Series Summaries & Landmark Victories	104
Series Results	105-113
Season- by-Season Results	114-122
This is Creighton	**123**
Creighton University	124
Creighton Administration	125
Athletic Performance & Athletic Training	126
Student-Athlete Support	127
Media Information	128

Media Guide Credits

The 2025-26 Creighton women's basketball media guide is a production of the award-winning Creighton University Athletic Communications Office.

Interior design, writing and editing by Dawson Freudenburg and Sophie Coleman, Creighton Athletic Communications Interns as well as Glen Sisk, Associate Director of Athletic Communications using Adobe Creative Cloud software.

Editorial assistance provided by Rob Anderson, Assistant Athletic Director for Communications and Patrick Davis, Assistant Director of Athletic Communications and the women's basketball staff.

Photos courtesy of Creighton Media Services, Steven Branscombe, Caleb Christiansen, Eric Francis, Doug French, Catherine Grosdidier, Justin Kreutzian, Mark Kuhlmann, Sullivan Lawrence, Abby Mills, Chelsea Nicholson, Donald Page, Wade Rackley, Curtiss Shore, Glen Sisk, Bill Snook, Ben Soloman, Dave Weaver, Joe Willman and Steve Woltmann.

Front Cover designed by Justin Kreutzian. Printing by Creighton University Print Center.

Creighton Quick Facts

General Information

Location ..... Omaha, Neb.
Founded 1878
Enrollment 8,914
School Colors ..... Blue & White
Nickname ..... Bluejays
Affiliation ..... NCAA Division I
Conference ..... BIG EAST
President ..... Fr. Daniel Hendrickson, S.J., Ph.D.
McCormick Endowed Director of Athletics ..... Marcus Blossom
SWA/WBB Administrator ..... Lisa Chipps
NCAA Faculty Rep ..... Dr. HollyAnn Harris
Ticket Office 402-280-JAYS

Basketball Facts

Head Coach ..... Jim Flanery
Alma Mater ..... Creighton, 1987
Career Record / Years 453-275/23
Creighton Record ..... Same
Assistant Coach ..... Carli Berger
Alma Mater ..... Creighton, 2014
Assistant Coach ..... Mike Jewett
Alma Mater ..... Augustana, 1994
Assistant Coach ..... Alexis Akin-Otiko
Alma Mater ..... Creighton, 2015
Dir. of Basketball Operations ..... Jenny Vickers
Alma Mater ..... Creighton, 2003
Athletic Trainer ..... Nick Bies
Facility ..... D.J. Sokol Arena
Capacity 2,500
2024-25 Overall Record 26-7
2024-25 BIG EAST Record/Finish 16-2/2nd
Letterwinners Returning/Lost 4/7
Starters Returning/Lost 1/4
Basketball Office Phone 402-280-5577

Athletic Communications

WBB Contact ..... Glen Sisk
Office Phone 402-280-2433
Cell Phone 402-515-7528
E-mail ..... glensisk@creighton.edu
Assistant AD, Communications ..... Rob Anderson
Office Phone 402-280-5544
Website ..... www.gocreighton.com
WBB Facebook ..... facebook.com/creightonwbb
WBB Instagram ..... instagram.com/creightonwbb
WBB Twitter ..... www.twitter.com/creightonwbb

Mailing Address

Creighton University Athletics
2500 California Plaza
Omaha, NE 68178

Numerical Roster

#	Name	Pos.	Ht.	Ath./Acad.	Hometown (Previous School)
1	Kendall McGee	G	5-10	1st/Fr.	Brooklyn Park, Minn. (Benilde St. Margaret's HS)
2	Kennedy Townsend	G	5-10	4th/Sr.	Kansas City, Mo. (Park Hill HS)
9	Tara Dacic	F	6-2	1st/Fr.	Belgrade, Serbia (Archbishop Riordan HS)
11	Kiani Lockett	G	5-8	4th/Sr.	Minneapolis, Minn. (Minnetonka HS)
13	Allison Heathcock	G	5-11	2nd/So.	Edmond, Okla. (Edmond North HS)
22	Avery Cooper	F	6-1	1st/Fr.	Lake Zurich, Ill. (Lake Zurich HS)
23	Neleigh Gessert	G	6-0	1st/Fr.	Omaha, Neb. (Millard West HS)
24	Ava Zediker	G	5-10	1st/Fr.	Des Moines, Iowa (Dowling Catholic HS)
30	Norah Gessert	G	6-0	1st/Fr.	Omaha, Neb. (Millard West HS)
35	Elizabeth Gentry	C	6-3	2nd/So.	Littleton, Colo. (Arapahoe HS)
42	Grace Boffeli	F	6-1	6th/Gr.	Eldridge, Iowa (Northern Iowa)

Alphabetical Roster

#	Name	Pos.	Ht.	Ath./Acad.	Hometown (Previous School)
42	Grace Boffeli	F	6-1	6th/Gr.	Eldridge, Iowa (Northern Iowa)
22	Avery Cooper	F	6-1	1st/Fr.	Lake Zurich, Ill. (Lake Zurich HS)
9	Tara Dacic	F	6-2	1st/Fr.	Belgrade, Serbia (Archbishop Riordan HS)
35	Elizabeth Gentry	C	6-3	2nd/So.	Littleton, Colo. (Arapahoe HS)
23	Neleigh Gessert	G	6-0	1st/Fr.	Omaha, Neb. (Millard West HS)
30	Norah Gessert	G	6-0	1st/Fr.	Omaha, Neb. (Millard West HS)
13	Allison Heathcock	G	5-11	2nd/So.	Edmond, Okla. (Edmond North HS)
11	Kiani Lockett	G	5-8	4th/Sr.	Minneapolis, Minn. (Minnetonka HS)
1	Kendall McGee	G	5-10	1st/Fr.	Brooklyn Park, Minn. (Benilde St. Margaret's HS)
2	Kennedy Townsend	G	5-10	4th/Sr.	Kansas City, Mo. (Park Hill HS)
24	Ava Zediker	G	5-10	1st/Fr.	Des Moines, Iowa (Dowling Catholic HS)

Head Coach: Jim Flanery, 24th Season (Creighton, 1987)
Assistant Coaches: Carli Berger (Creighton, 2014)
Mike Jewett (Augustana, 1994)
Alexis Akin-Otiko (Creighton, 2015)
Director of Basketball Operations: Jenny Vickers (Creighton, 2003)

Pronunciation Guide

Grace Boffeli ..... Bo • Fell • ee
Tara Dacic ..... Tar • ah Da • sitch
Kiani Lockett ..... Key • ahn • ee
Ava Zediker ..... Zed • eh • ker

Height

6'3" ..... Elizabeth Gentry
6'2" ..... Tara Dacic
6'1" ..... Grace Boffeli
..... Avery Cooper
6'0" ..... Neleigh Gessert
..... Norah Gessert
5'11" ..... Allison Heathcock
5'10" ..... Kendall McGee
..... Kennedy Townsend
..... Ava Zediker
5'8" ..... Kiani Lockett

Academic Class

Graduate (1): Grace Boffeli

Seniors (2): Kiani Lockett, Kennedy Townsend

Sophomores (2): Elizabeth Gentry, Allison Heathcock

Freshmen (6): Avery Cooper, Tara Dacic, Neleigh Gessert, Norah Gessert, Kendall McGee, Ava Zediker

Home State/Country

Colorado (1): Elizabeth Gentry

Illinois (1): Avery Cooper

Iowa (2): Grace Boffeli, Ava Zediker

Minnesota (2): Kiani Lockett, Kendall McGee

Missouri (1): Kennedy Townsend

Nebraska (2): Neleigh Gessert, Norah Gessert

Oklahoma (1): Allison Heathcock

Serbia (1): Tara Dacic

Creighton University officially became a member of the BIG EAST Conference at 12:01 a.m. on July 1, 2013. The 2025-26 season is Creighton's 13th in the league.

Creighton, along with fellow newcomers Butler and Xavier, joined a BIG EAST that retained DePaul, Georgetown, Marquette, Seton Hall, Providence, Villanova and St. John's. The partnership was announced on March 20, 2013, in New York. The University of Connecticut rejoined the league on July 1, 2020.

The 2025-26 academic year is the 47th in the history of the BIG EAST, a league synonymous with basketball that has evolved into a well-rounded league that competes nationally at the highest level in sports across the board.

The BIG EAST has produced 17 national champions over the past 12 academic years. Nine BIG EAST teams have captured national titles, including last season in women's basketball.

Since opening its doors in 1979, the league has won, BIG EAST teams have won 45 national championships in eight different sports with 146 student-athletes winning individual national titles.

Most BIG EAST Wins Since 2013-14 in Women's Basketball

Team	W	L	Pct.
DePaul	151	67	69.3
Creighton	**143**	**72**	**66.5**
Marquette	143	77	65.0
Villanova	142	73	66.0
Seton Hall	119	100	54.3
St. John's	113	104	52.1
Connecticut	88	3	96.7
Butler	74	144	33.9
Georgetown	69	148	31.8
Providence	50	166	23.1
Xavier	37	175	17.5

All 11 universities reside within a top-70 media market, including nine schools in a top-36 market. The BIG EAST became a reality on May 31, 1979, following a meeting of athletic directors from the original seven-school alliance.

BIG EAST CONFERENCE

League Schools

Butler	www.butlersports.com
Connecticut	www.uconnhuskies.com
Creighton	**www.gocreighton.com**
DePaul	www.depaulbluedemons.com
Georgetown	www.guhoyas.com
Marquette	www.gomarquette.com
Providence	www.friars.com
Seton Hall	www.shupirates.com
St. John's	www.redstormsports.com
Villanova	www.villanova.com
Xavier	www.goxavier.com

Val Ackerman
BIG EAST Commissioner

Jackie Eddy
BIG EAST WBB Contact

Ruth Scott Training Center

Creighton dedicated the Ruth Scott Training Center on February 4, 2019.

Creighton dedicated the Ruth Scott Training Center on February 4, 2019, in a ceremony that included Bill and Ruth Scott, Creighton President Fr. Daniel S. Hendrickson, S.J., former McCormick Endowed Athletic Director Bruce Rasmussen and head coaches Jim Flanery and Kirsten Bernthal Booth.

The $5 million dollar training facility is the latest addition to the east campus athletic corridor. Fewer student-athletes miss practice because of gym and classroom schedules, and all Bluejay student-athletes benefit. Designed primarily for volleyball and women's basketball, this facility acknowledges the hardworking, talented coaches and student-athletes Creighton hopes to retain.

Aligning with Creighton Athletics' mission of recruiting, retaining, developing and graduating outstanding student-athletes, this facility is a vital developmental resource for both programs. It provides an alternative 16,109 square-foot space to ensure both programs have ample court time to develop individually and as a team. As the volleyball program's success continues to expand its season by more than a month, having a designated practice gym will alleviate scheduling challenges, as well as provide ideal practice times for both programs as their competition seasons overlap.

The Ruth Scott Training Center provides space for two full-sized basketball and volleyball courts, six basketball hoops, two automated volleyball nets that lower from the ceiling, state-of-the-art audio and visual equipment to film and review practices, a hydration station and additional storage space.

In recent years, both the Creighton women's basketball and volleyball programs have achieved incredible success on the national stage. In 2024, the volleyball program captured its 11th consecutive BIG EAST Conference regular-season title. The Bluejays finished the season playing in their 13th consecutive NCAA Tournament.

In 2021-22, women's basketball captured the attention of the basketball world with an upset victory at No. 8 Iowa to advance to the first NCAA Sweet 16 in program history. The Bluejays' run continued in Greensboro, North Carolina as Creighton took down No. 10 Iowa State to set up a battle with No. 1 South Carolina in the Elite Eight. Although the Bluejays fell to the Gamecocks, the NCAA run was historic and set a new bar for Creighton women's basketball.

In addition, the space provides more opportunity for the Creighton community to host additional special events at D.J. Sokol Arena during normal practice times. This facility also sends a strong national message showing Creighton Athletics' dedication to women's athletics, student-athletes and coaches. Construction on the training center was completed in January 2019, with the facility dedicated on February 4, 2019.

The facility was made possible thanks to many generous donors, especially lead donors Ruth and Bill Scott, whose generosity has transformed the east campus athletics corridor.

A look at the ceremonial opening of the Ruth Scott Training Center.

The women's basketball team with Bill and Ruth Scott.

Jensen Family Lounge

Officially opened in the spring of 2015, the Jensen Family Lounge was made possible by generous gifts from Ruth and Bill Scott (pictured below with the 2014-15 women's basketball team) and several other donors. The lounge was designed by Dixon Jensen.

The lounge features a theater-style viewing area for game film, television and movies. It also offers a study area, kitchenette and gaming area for the Creighton women's basketball and volleyball teams.

Ryan Athletic Center and D.J. Sokol Arena

An important milestone was reached on October 16, 2007, when Creighton broke ground on the Ryan Athletic Center and D.J. Sokol Arena, thanks to the generous donations of Wayne and Eileen Ryan and family as well as Dave and Peggy Sokol. Funded by private dollars and dedicated on August 28, 2009, the facility hosted its first regular-season basketball game on November 13, 2009, a Bluejay victory over Arkansas State. The Ryan Athletic Center is the home to Creighton women's basketball and volleyball.

A 75,000 square-foot facility, the Wayne and Eileen Ryan Athletic Center and D.J. Sokol Arena seats 2,500 fans for sporting events. Locker rooms for women's basketball, volleyball, men's & women's soccer. In addition coaches offices for women's basketball and volleyball are within the Ryan Athletic Center.

The facility also houses the Bluejay ticket office, an athletic training room, meeting rooms, hospitality functions and a media workroom. In addition, the arena is used for other campus and community events, including coaching camps & clinics, concerts, speakers and graduations.

The Ryans were long-time supporters of Creighton University. Wayne Ryan, BS'49, MS'51, chairman and CEO of Streck Laboratories, Inc., began his career teaching at Creighton before pursuing his passion for research that led to the founding of his company. The Ryans' daughter, Connie, serves on Creighton University's Board of Trustees.

David and Peggy Sokol honored their son, David L. Sokol, Jr. "D.J.", who passed in 1999 following a battle with Hodgkin's disease, by naming the gymnasium the D.J. Sokol Arena. David Sokol served as chairman and CEO of MidAmerican Energy Holdings Company and recently served on Creighton University's Board of Trustees.

"Visionary donors like the Ryans and Sokols make our dreams of an even stronger athletics program, championed by intensely loyal fans, more of a reality," said former Creighton Athletics Director Bruce Rasmussen. "This Bluejay spirit is a unifying characteristic that enhances the institution's visibility and reputation."

The opening of the Ryan Athletic Center and D.J. Sokol Arena in 2009 marked the first time that a Creighton women's basketball team played a regular-season game on campus since the 1991-92 season.



Eileen and Wayne Ryan



D.J. Sokol

Meet the Bluejays

Jim Flanery

Head Coach

24th Season

Creighton, 1987

Flanery's Head Coaching Résumé

Creighton Head Coach, 2002-present
Overall record: 453-275 (.622)

NCAA Tournament Appearances (8): 2012, '13, '17, '18, '22, '23, '24, '25
2022 Elite Eight

WNIT Appearances (11): 2003, '04, '05, '08, '09, '10, '11, '14, '15 '16, '21
2004 Postseason WNIT Champions
2003 Postseason WNIT Final Four

2017 BIG EAST Regular-Season Champions
2003 & 2013 MVC Regular-Season Champions
2012 MVC Tournament Champions

Jim Flanery begins his 24th year as Creighton's head coach in 2025-26 after taking the Bluejays to their fourth consecutive NCAA Tournament last season. Flanery is Creighton's all-time victory leader, entering the season with a record of 453-275 (.622).

Flanery has guided Creighton to eight of the 11 NCAA Tournament appearances in women's basketball history, reaching the Big Dance in 2012, 2013, 2017, 2018, 2022, 2023, 2024 and again in 2025.

The 2021-22 campaign was historic for the Bluejays as Creighton reached the Elite Eight with victories over Colorado, at No. 8 Iowa and over No. 10 Iowa State. Creighton also reached the NCAA Second Round in 2013, 2017, 2018 and 2024, as well as claiming the program's first BIG EAST regular-season title in 2017.

Under Flanery, the Bluejays have reached 20 wins or more 13 times and have been to the postseason 19 times, including a stretch of 11 consecutive years from 2008-2018. Flanery also led Creighton to a pair of appearances in the WNIT Final Four (2003 & 2004), capturing the 2004 WNIT Championship. Flanery has four conference titles, capturing the BIG EAST regular-season crown in 2017, Missouri Valley Conference regular-season championships in 2003 and 2013, and the 2012 MVC Tournament Championship.

Prior to Flanery's tenure, Creighton teams made 200 three-pointers in a single season twice. Including 2024-25, the Bluejays have eclipsed 200 treys in a season during 19 of his 23 campaigns at the helm, including a single-season record with 334 trifectas in 2021-22.

Flanery's scheduling philosophy has always been to improve, "you must face tough opposition." During Flanery's 23 seasons, Creighton has played 65 ranked opponents, including six during the 2024-25 season. The dividends of his approach was never more apparent than during the Bluejays' NCAA Tournament run in 2021-22. Creighton went into Carver-Hawkeye Arena as the No. 10 seed, upsetting Colorado and taking down No. 8 Iowa in front of over 14,000 fans in black and gold.

Flanery's motion offense is built on forcing defenses to defend for long possessions. One of the driving forces in Creighton's success in 2021-22 was the ability to share the basketball. The Bluejays led the nation in assists (668), assists per game (20.2) and assist-to-turnover ratio (1.59). The Bluejays also shot the ball tremendously well, closing the season fifth in three-pointers made (334) and third in three-pointers per game (10.1)

Flanery's engaging personality and exciting coaching style have made the Bluejays increasingly visible in the community. The Bluejays moved into D.J. Sokol Arena inside the Wayne and Eileen Ryan Athletic Center prior to the 2009-10 season and have posted an impressive 156-51 record in the venue.

Under Flanery, the Bluejays have compiled a 229-79 record at home. Fans have responded to the success, setting single-game and average attendance records. The top two home crowds and eight of the top-10 crowds in school history have come during Flanery's reign. Fans set a home attendance record last season with 2,417 fans per game, including a single-game mark of 11,141 against UConn in CHI Health Center Omaha on Jan. 25, 2025.

Garnering athletic and academic notoriety is the standard set during the Flanery era. The Bluejays have been in the WBCA Academic Top-25 nine times, including a No. 6 ranking in 2024-25, a No. 4 ranking in 2010-11, a No. 5 ranking in the 2009-10, and a No. 9 in 2017-18. Three players have earned CSC Academic All-America honors, highlighted by Morgan Maly claiming the recognition in 2023-24 and 2024-25.

A total of 18 players earned All-MVC First Team Scholar-Athletes under Flanery. The Bluejays' success on the court was on display during the 2023-24 season as Creighton appeared in the final 16 and 18-of-20 *Associated Press* polls.

During Flanery's tenure, Bluejay players have continued to earn individual accolades including All-American honors by Marissa Janning (2014), Jaylyn Agnew (2020) and Lauren Jensen (2025), a Freshman All-American nod (Janning, 2013), two Preseason All-American honors (Angie Janis, 2005 & Christy Neneman in 2003), three conference Player of the Year awards by Neneman (2003) Janning (2014) and Agnew (2020), three conference Freshman of the Year honors from Agnew (2017), Janning (2013) & Carli Tritz (2011), a conference Newcomer of the Year from Megan Neuvirth (2007), three Defensive Player of the Year honors (Laura Spanheimer (2003 & 2004) as well as Neuvirth (2009)), 26 First Team All-Conference (MVC & BIG EAST) selections and in 2020 Agnew became the first Bluejay selected in the WNBA Draft.

In addition, Spanheimer became the first player in MVC history to be named to the all-defensive team four times. Spanheimer also earned WNIT All-Tournament recognition twice. Neneman was tabbed the 2004 WNIT Most Valuable Player.

Flanery and the team celebrating after reaching the Elite Eight in 2022.

Jim Flanery

Flanery became the Bluejays head coach on July 19, 2002. He is the sixth head coach in women's hoops history at Creighton, and just the third since 1980. He succeeded mentor, Connie Yori, who he had been on staff with since his graduate assistant days at Creighton in the late 1980s.

Following graduation, Flanery joined former McCormick Endowed Director of Athletics Bruce Rasmussen's Bluejay coaching staff as a graduate assistant for the 1987-88 season. He remained on the Creighton women's basketball staff through the 1989-90 season, before joining Yori at Loras College (Iowa) for two seasons prior to the 1990-91 season.

When Yori was tabbed as the head coach at Creighton prior to the 1992-93 season, Flanery once again joined forces to continue the winning tradition set by Rasmussen. As Yori's top assistant, Flanery and the Bluejays notched a 170-115 record in a 10-year span, making two appearances in the NCAA Tournament.

A 1987 Creighton graduate with a BA in philosophy, Flanery was a member of the Bluejay men's basketball team from 1985-87 and was also a member of the Creighton men's golf team. Flanery and his wife Emily have two children, Jackson and Brynn. Flanery is originally from Guthrie Center, Iowa.

Year-By-Year Recap

2024-25: 26-7 Overall, 16-2 BIG EAST (2nd) - NCAA First Round
The Bluejays continued a record streak with their fourth consecutive NCAA Tournament appearance. Highlighting the season was an 11-0 mark at D.J. Sokol Arena, including an 80-74 win over No. 21 Nebraska and an 18-3 mark against BIG EAST foes. All seven of Creighton's losses came against NCAA Tournament teams, including three to eventual national champion UConn. Individually, Lauren Jensen earned All-American honors from both the WBCA and AP, while Morgan Maly collected her second consecutive CSC Academic All-America selection. Both Jensen and Maly nabbed All-BIG EAST First Team honors, while Molly Mogensen was named All-BIG EAST Honorable Mention.

2023-24: 26-6 Overall, 15-3 BIG EAST (2nd) - NCAA Second Round
Creighton opened the year with a 7-1 record heading into conference play. During the non-conference, the Bluejays captured a key win at Nebraska, while also posting victories over Georgia Tech and Michigan State in the Cancun Challenge. The Bluejays fought through conference play to finish second in the BIG EAST and reached the NCAA Tournament for the seventh time under Jim Flanery and the third consecutive season. After a win over No. 20 UNLV in the first round, Creighton lost a hard fought battle to No. 6 UCLA to finish the year. The Bluejays were ranked in the polls for 18 of 20 weeks, finishing season ranked 16 consecutive weeks. Lauren Jensen, Morgan Maly and Emma Ronsiek were All-BIG EAST First Team selections.

2022-23: 22-9 Overall, 12-6 BIG EAST (3rd) - NCAA First Round
Ranked No. 21 in the preseason AP poll, Creighton opened the year with seven straight wins. During the early surge the Bluejays took down No. 23 South Dakota State, No. 22 Nebraska and No. 25 Villanova. The Bluejays went on reach the NCAA Tournament for the sixth time under Jim Flanery and the second consecutive season. The Bluejays, however, fell to play-in winner Mississippi State 81-66. A trio of Bluejays earned individual accolades as Lauren Jensen and Morgan Maly were All-BIG EAST First Team selections, while Emma Ronsiek earned All-BIG EAST Honorable Mention.

2021-22: 23-10 Overall, 15-5 BIG EAST (3rd) - NCAA Elite Eight
The Bluejays delivered a historic run in the NCAA Tournament to cap the 2021-22 season. Entering the Big Dance as a No. 10 seed, Creighton defeated Colorado 84-74. The Bluejays went on to upset No. 8 Iowa in front of a capacity crowd better than 14,000 at Carver-Hawkeye Arena. The win over the Hawkeyes was featured on national television, lifting Creighton's program to new heights. Creighton's run continued with a neutral site win over No. 10 Iowa State before giving way to the eventual national champion South Carolina. Individually Emma Ronsiek earned All-BIG EAST First Team, while Lauren Jensen and Morgan Maly collected BIG EAST Most Improved Player and Sixth Woman of the Year honors. Creighton closed the season as the NCAA leader in assists (668), assists per game (20.2) and assist-to-turnover ratio (1.59).

2020-21: 10-12 Overall, 6-7 BIG EAST (6th) - WNIT
After beginning in late November, the COVID-19 season contained a little bit of everything. The Bluejays battled injuries to three starters, a month-long pause and even a game postponed after Creighton began warming up. Amidst the chaos Flanery was tasked with integrating a group of five freshmen. The highlight of the regular season were road victories over No. 19 DePaul (83-72 on Feb. 20) and at Seton Hall (77-76 in overtime on Feb. 13). Those triumphs helped give the Bluejays the confidence to deliver a pair of wins in the BIG EAST Tournament, downing Georgetown and Seton Hall to earn a spot in the WNIT. Creighton bested Bowling Green, before bowing out to Northern Iowa, 64-63 on March 20.

2019-20: 19-11 Overall, 11-7 BIG EAST (T-3rd)
Poised to return to the NCAA Tournament for the fifth time in nine seasons, the COVID-19 pandemic shortened a storybook season for the Bluejays. Jaylyn Agnew closed her home campaign with a Bluejay single-game record 43 points in a Senior Day win, yet that was just one highlight. Playing without Agnew the Bluejays rallied from 20-point halftime deficit to defeat No. 11 DePaul 63-61 in Chicago on Jan. 31. Creighton also bested No. 23 West Virginia in the Cancun Challenge, 82-75, and posted its fourth consecutive win over Nebraska (79-74 on Nov. 25). Agnew went on to earn the BIG EAST Player of the Year and put a bow on the season by becoming Creighton's first WNBA Draft selection.

2018-19: 15-16 Overall, 8-10 BIG EAST (T-6th)
Overcoming injuries that limited the Bluejays depth, Creighton was the only team in the BIG EAST to knock off the top three seeds, downing No. 13 Marquette and No. 19 DePaul in the regular season as well as Butler in the BIG EAST Tournament. The Bluejays reached the BIG EAST Tournament semifinals before bowing out to DePaul.

2017-18: 19-13 Overall, 11-7 BIG EAST (4th) - NCAA Second Round
The 2017-18 season was particularly gratifying for Flanery as the Bluejays returned to the NCAA Tournament. The route was far from linear as Creighton was one of eight bubble teams (four in and four out) announced the day before Selection Monday. During the show itself, the Bluejays were the final team from the eight announced. Once in the 'Dance', Creighton drew local scrimmage partner Iowa. The Bluejays' upset victory over the Hawkeyes capped a season that saw Flanery capture his 300th win (a 69-54 win over No. 18 Villanova on Dec. 28). In addition Creighton went 5-1 in overtime contests during the 2017-18 campaign, claiming a four-overtime win at Drake and a pair of wins in double-overtime as well.

2016-17: 24-8 Overall, 16-2 BIG EAST (T-1st) - NCAA Second Round
Flanery and the Bluejays claimed the program's first BIG EAST regular-season crown in 2016-17. Another reason the 2016-17 season was special, the Bluejays cracked the AP Poll as well as the *USA Today* Coaches Poll for the first time since 1992, checking in at No. 23 in the March 6 AP Poll. Despite a 1-3 start, the Bluejays posted a 24-8 record including a 76-49 win over Toledo in the First Round of the NCAA Tournament.

2015-16: 17-18 Overall, 8-10 BIG EAST (T-7th) - WNIT First Round
Creighton battled through an injury-plagued 2015-16 season to reach the BIG EAST Tournament championship game before falling to St. John's in the final. The three victories in the BIG EAST Tournament allowed the Bluejays to become eligible for WNIT play, where Creighton fell to eventual champion South Dakota.

2014-15: 17-14 Overall, 10-8 BIG EAST (T-5th) - WNIT First Round
The Bluejays second season in the BIG EAST featured five freshmen on the roster. Despite having such a young squad, Creighton reached the WNIT, falling at South Dakota in the opening round.

2013-14: 20-14 Overall, 12-6 BIG EAST (T-3rd) - WNIT Second Round
In their first year as a member of the BIG EAST, the Bluejays defeated each of their nine new conference foes at least once. The Bluejays battled their way to the semifinals of the BIG EAST Tournament and closed the season in the second round of the WNIT at South Dakota State.

2012-13: 25-8 Overall, 12-6 MVC (T-1st) - NCAA Second Round
The Bluejays posted 25 wins for the first time under Flanery, while also collecting the third NCAA Tournament victory in program history, a 61-56 win over No. 22 Syracuse. Creighton earned just its second NCAA at-large berth in program history after claiming a share of the Missouri Valley Conference regular-season title. The 2012-13 season also featured a home victory over No. 25 Nebraska (66-57 on Dec. 5) and a 17-point comeback win over BYU at the home of the Utah Jazz. In addition, Creighton claimed a tournament championship in Cancun by downing Miami (Ohio) and South Florida and also posted an undefeated home record in MVC play. Flanery reached two personal milestones in 2012-13, surpassing Bruce Rasmussen as Creighton's all-time victory leader with his 197th win on Dec. 21 over Miami (Ohio) and claiming his 200th win on Jan. 5 at Southern Illinois.

2011-12: 20-13 Overall, 11-7 MVC (4th) - NCAA First Round
The Bluejays delivered an impressive effort against No. 14 St. John's in the 2012 NCAA Tournament. Despite falling to the Red Storm, 69-67, Creighton forced its future BIG EAST Conference rival into a last-second dash to the basket and a tear-drop bucket to secure the win. The Bluejays posted wins in eight of their final 10 games, earning Creighton's first NCAA Tournament appearance under Flanery with a run to the MVC Tournament Championship featuring wins over Northern Iowa, Missouri State and Drake in the final.

2010-11: 18-13 Overall, 11-7 MVC (T-2nd) - WNIT First Round
Powered by an 8-1 home record in MVC play, the Bluejays played their way into a crowded three-way tie for second. Tiebreakers, however, forced the Bluejays into the No. 4 seed and a first round loss to Wichita State.

2009-10: 21-11 Overall, 13-5 MVC (2nd) - WNIT Second Round
The Bluejays recorded their third straight 20-win season, reaching their second straight MVC Tournament final and third in a four-year span. Creighton, however, suffered a one-point setback to Northern Iowa and fell to Kansas in the WNIT Second Round.

2008-09: 22-12 Overall, 14-4 MVC (2nd) - WNIT Second Round
Creighton closed the season winning 20 of its final 26 games after a 2-6 start to the year. The Bluejays put together a school-record 11 straight MVC wins (Jan. 8 - Feb. 14), but fell 47-45 to Evansville in the MVC Tournament Final. Creighton downed UC Riverside by double-digits in the WNIT First Round, but fell at Kansas in the second round.

2007-08: 21-12 Overall, 12-6 MVC (4th) - WNIT Second Round
Flanery and the Bluejays fell one win short of a shared MVC regular-season title, advancing to the WNIT. Their 21-12 record marked an eight-win improvement, the 15th-best turnaround in the nation that year. Flanery earned his 100th head coaching victory against Indiana State on Jan. 31. The Bluejays followed that victory by topping No. 24 Illinois State on the Redbirds' home court on Feb. 2.

2006-07: 13-19 Overall, 8-10 MVC (6th)
The highlight of the 2006-07 campaign came in a run to the MVC Tournament Finals as the Bluejays upset Indiana State and Illinois State to set up a matchup with Drake. Despite forcing overtime, Creighton fell to the Bulldogs by one point, 65-64.

2005-06: 8-21 Overall, 5-13 MVC (T-9th)
After opening MVC play 4-0, the Bluejays fell on hard times with 13 straight setbacks. A win in the regular-season finale over Northern Iowa propelled Creighton to a opening round victory over Southern Illinois in the MVC Tournament.

2004-05: 19-10 Overall, 13-5 MVC (T-2nd) - WNIT First Round
Flanery engineered 19 wins and a third straight invite to the WNIT. Creighton went 3-0 against Big 12 teams, downing Nebraska, Kansas and Colorado, and put together an eight-game winning streak during the heart of the season.

2003-04: 24-9 Overall, 15-3 MVC (2nd) - WNIT Champions
Flanery and the Bluejays concluded the 2003-04 season by claiming the first national postseason tournament title in school history. Their 5-0 run through the postseason was capped by a 73-52 rout of UNLV at the Omaha Civic Auditorium. The Bluejays became the first team from the MVC to win the WNIT. Flanery's team set a then-WNIT record by making 44 three-point field goals, while shooting 89.9 percent (71-for-79) from the free throw line in the event.

2002-03: 24-9 Overall, 13-5 MVC (T-1st) - WNIT Semifinals
Flanery posted the best rookie season by a head coach in school and MVC history, leading Creighton to its second consecutive Valley regular-season title and a WNIT semifinal appearance. His 24 wins surpassed his predecessor, Connie Yori, for the most successful rookie coaching campaign in school history. His win total also made him the most successful first-year coach in conference history, topping Lisa Stone's 23 wins at Drake in 2000-01. He went on to tie Stone, following the 2003-04 season, for the best two-year start in league history, with 48 victories.

Flanery's Head Coaching Ledger

Season	Overall	Pct.	Conference	Pct.	Postseason
2002-03	24-9	.727	13-5	.722	WNIT Final Four
2003-04	24-9	.727	15-3	.833	WNIT Champions
2004-05	19-10	.655	13-5	.722	WNIT First Round
2005-06	8-21	.276	5-13	.278	
2006-07	13-19	.406	8-10	.444	
2007-08	21-12	.636	12-6	.667	WNIT Second Round
2008-09	22-12	.647	14-4	.778	WNIT Second Round
2009-10	21-11	.656	13.5	.722	WNIT Second Round
2010-11	18-13	.581	12-6	.667	WNIT First Round
2011-12	20-13	.606	11-7	.611	NCAA First Round
2012-13	25-8	.758	15-3	.833	NCAA Second Round
2013-14	20-14	.588	12-6	.667	WNIT Second Round
2014-15	17-14	.548	10-8	.556	WNIT First Round
2015-16	17-18	.485	8-10	.444	WNIT First Round
2016-17	24-8	.750	16-2	.889	NCAA Second Round
2017-18	19-13	.594	11-7	.611	NCAA Second Round
2018-19	15-16	.484	8-10	.444	
2019-20	19-11	.633	11-7	.611	Cancelled by Covid
2020-21	10-12	.455	6-7	.462	WNIT Second Round
2021-22	23-10	.697	15-5	.750	NCAA Elite Eight
2022-23	22-9	.710	15-5	.750	NCAA First Round
2023-24	26-6	.813	15-3	.833	NCAA Second Round
2024-25	26-7	.788	16-2	.889	NCAA First Round
Totals	***453-275***	***.622***	***274-139***	***.663***	

Flanery's Record vs. All Opponents

Arizona State	1-1	***Nebraska***	***11-12***
Arkansas	1-1	North Carolina State	1-1
Arkansas State	1-1	North Dakota	2-0
Arkansas-Little Rock	1-1	North Dakota State	7-1
Auburn	0-2	***Northern Iowa***	***24-13***
Bowling Green	2-1	Northwestern	1-4
Bradley	17-5	Notre Dame	0-2
Brigham Young	1-1	Oklahoma	0-4
Butler	***18-8***	Omaha	8-0
California	0-1	Oral Roberts	2-0
Cincinnati	1-0	Oregon State	4-1
Clemson	0-1	***Providence***	***19-4***
Colorado	3-1	Richmond	1-0
Colorado State	3-0	Rutgers	0-1
Connecticut	***0-12***	***St. John's***	***15-13***
Davidson	1-0	Saint Louis	2-0
Dayton	1-0	San Diego State	1-0
Denver	2-0	***Seton Hall***	***23-6***
DePaul	***11-14***	Siena	1-0
Drake	***20-19***	South Carolina	0-1
East Carolina	1-0	South Dakota	5-7
Eastern Illinois	0-1	***South Dakota State***	***9-6***
Eastern Washington	1-0	South Florida	2-0
Evansville	18-5	Southern Illinois	18-6
Florida State	0-2	Stanford	0-1
Georgia Tech	1-0	Stephen F. Austin	2-0
Georgetown	***22-5***	Syracuse	2-0
Green Bay	1-1	Temple	1-0
Houston	3-1	Tennessee	0-1
Illinois	0-2	Texas Tech	0-1
Illinois State	16-10	Texas-San Antonio	1-0
Indiana State	15-9	Toledo	1-0
Iowa	5-4	**Tulsa**	**1-0**
Iowa State	1-2	UC Davis	2-0
Kansas	4-12	UC Irvine	1-0
Kansas City	3-0	UCLA	0-4
Kansas State	***2-5***	UC Riverside	1-0
Kent State	1-0	UNLV	3-0
Liberty	1-0	Utah	1-1
Louisiana-Monroe	0-1	Vanderbilt	1-0
Maine	1-0	***Villanova***	***15-10***
Marist	2-0	Washington	1-1
Marquette	***15-14***	West Virginia	1-0
Memphis	2-0	Western Illinois	1-0
Miami (Ohio)	1-0	Wichita State	24-8
Michigan	1-1	Wyoming	4-0
Michigan State	1-0	***Xavier***	***19-2***
Minnesota	1-4		
Mississippi State	0-1		
Missouri	1-2		
Missouri State	11-14		

Bold Italic indicates 2025-26 opponents

Carli Berger

Assistant Coach

12th Season

Creighton, 2014

Creighton, 2016

Berger's Coaching Résumé

Creighton (Assistant Coach), 2017 - present

Creighton (Video Coordinator), 2016-17

Creighton (Graduate Assistant), 2014-16

Berger's Playing Résumé

Creighton, 2010-14

2011-12 All-MVC First Team

2012 MVC Tournament MVP

2011 MVC Freshman of the Year

Berger begins her 12th season on the Bluejay bench in 2025-26. She is one of just two people to play and coach in an NCAA Women's Tournament game for the Bluejays, twice as a player (2012 and 2013) and six more as a coach (2017, 2018, 2022, 2023, 2024 and 2025).

In her four years in uniform, the Bluejays went a combined 83-48, while Creighton is 218-124 with Berger in a coaching role. Berger's combined record as a Bluejay stands at 301-172 entering the 2025-26 season.

Carli has done a little bit of everything for the Bluejays. She was the 2011 MVC Freshman of the Year and the 2012 MVC Tournament MVP, as she led the Bluejays to the first NCAA Tournament under head coach Jim Flanery in 2011-12. A veteran that battled injuries to navigate a return trip to the Dance in 2012-13, she immediately moved to the bench for Flanery. Berger spent two years as a graduate assistant (2014-16), one as the video coordinator (2016-17) and is currently in her eighth season as a Bluejay assistant coach.

Berger's best performance on the court came when her team needed it the most. During the 2012 MVC Tournament, Berger delivered a career-high 29 points in the Bluejays' semifinal win over Missouri State. One night later in the Finals against Drake, Berger supplied 19 points to guide Creighton to its first NCAA Tournament since 2001-02. She was named MVC Tournament MVP after averaging 19.7 points, 7.7 rebounds, 4.0 assists and 2.3 steals per game.

Carli closed her sophomore season with All-MVC First Team honors. Berger set Creighton MVC Tournament records by making 20 and attempting 26 free throws during the tournament. She was the highest-scoring sophomore in the MVC (14.4 ppg) and the first sophomore to lead the Bluejays in scoring since MVC Player of the Year Christy Neneman in 2001-02.

Forced to end her playing career (with the exception of a brief appearance on senior night) prior to the 2013-14 season due to chronic knee pain, Berger recorded 1,041 points over 97 games. "Getting hurt really opened my eye to the other side of sports. I enjoy the impact you can have on another person's life," said Berger.

Berger earned her a bachelor's degree in communications from Creighton in 2014. Two years later she earned a master's degree in leadership at Creighton. Carli married Nate Berger during the summer of 2019. The couple and their son, Luke, live in Omaha.

Mike Jewett

Assistant Coach

Second Season

Augustana, 1997

South Dakota State, 1999

Jewett's Coaching Résumé

Creighton Assistant Coach, 2024-present
South Dakota Assistant Coach, 2023-24
South Dakota State Associate Head Coach, 2013-21
South Dakota State Assistant Coach, 2012-13
Southwest Minnesota State Head Coach, 2006-10
St. Cloud State Assistant Coach, 2004-06
Franklin College Head Coach, 2001-04
Augustana Assistant Coach, 1997-2001

Entering his second season at Creighton, Mike Jewett moved into the recruiting coordinator role during the summer of 2025. He is also primarily responsible for working with the Bluejay posts and assisting with team defensive game plans as well as implementation.

Before coming to Omaha, Jewett served as an assistant coach/interim head coach for South Dakota during the 2023-24 season. He also spent nine seasons on the bench at South Dakota State, including eight as the associate head coach, compiling a 223-71 record during his time in Brookings.

"Mike has a ton of relevant experience, has really good relationships with coaches in the areas we recruit," said head coach Jim Flanery. "He's a hard worker who knows the game and can push players to their potential. While seamlessly joining our culture, he'll also give different perspectives that will challenge the staff and the players."

Jewett has coached seven NCAA Tournament teams, highlighted by the 2019 South Dakota State squad that reached the NCAA Sweet 16. There were five seasons of more than 25 wins, five Summit League Tournament titles, four Summit League regular season crowns and the Jackrabbits qualified for the postseason every year he was on the bench.

With SDSU, Jewett's responsibilities included serving as recruiting coordinator, director of scouting and team defense, scheduling games, and working with the post position. He also assisted with practice and game planning, film breakdown, camps and clinics.

In addition to his stint at SDSU, Jewett has seven years of head coaching experience with four seasons at Southwest Minnesota State and three years at Franklin College (Ind.). He owns a career record of 110-85 as a head coach.

A native of Flandreau, South Dakota, Jewett has coached at the collegiate level throughout the Midwest for more than 25 years. He got his start in collegiate athletics at his alma mater, Augustana, in 1997. He helped the Vikings reach the 1999 and 2001 NCAA Division II Tournaments. He also served as an assistant at St. Cloud State, guiding the Huskies to the NCAA DII Elite Eight in 2005 and the NCAA DII Final Four in 2006.

He previously served as the girls' basketball head coach at Brandon Valley High School (1994-97) and was an English teacher at Marshall High School (Minn.) for two years.

Jewett is a University of South Dakota alumnus, receiving his master's degree in physical education with an emphasis in athletic administration in 1999. He earned his bachelor's degree from Augustana in 1997. Jewett and his wife, Michelle, have three children: Michaela, Kaden and Kate.

Alexis Akin-Otiko

Assistant Coach

First Season

Creighton, 2015

Akin-Otiko's Coaching Résumé

Creighton Assistant, 2025-present

Iowa Western CC Assistant, 2024-25

DVLP Director of Player and Coach Development, 2020-24

Bellevue West HS Assistant, 2017-19

Concordia University (Neb.) Assistant, 2016-17

Akin-Otiko's Playing Résumé

Creighton, 2011-15

2014-15 All-BIG EAST Second Team

2014-15 BIG EAST Most Improved

Former Bluejay Alexis Akin-Otiko (2011-15) is returning to Creighton as an assistant coach for the 2025-26 season. Amongst her responsibilities are player development and working with the scout team.

Akin-Otiko's coaching career began immediately after Creighton as Alexis spent one season as a graduate assistant at Concordia University (Seward, Neb.), then returned to her high school (Bellevue West) for two seasons as an assistant coach. Working closely with former Bluejay assistant coach and player Chevelle Saunsoci, Akin-Otiko was the the Director of Player and Coach Development for DVLP Basketball from 2020-24 and she also served as an assistant coach for Iowa Western last season.

"Alexis will be a great addition to our staff. Her personality and ability to connect will make her a valuable part of our recruiting efforts and enhance the student-athlete experience of our current players," said head coach Jim Flanery. "She has a really solid background in and passion for skill training. That will aid us significantly in player development. As an alum and someone who played high school ball here, she also values Creighton and Omaha in a way that will help us on many levels and at many points."

During her four seasons on the court as a Bluejay, Akin-Otiko appeared in 131 games with 31 starts. She finished her career with 838 points, including 405 during the 2014-15 campaign. Alexis grabbed 482 rebounds, dished out 92 assists and collected 95 blocks as well as 109 steals for Creighton. Following the 2014-15 season she earned All-BIG EAST Second Team and was named the BIG EAST's Most Improved Player.

Akin-Otiko also was a part of two teams that earned berths in the NCAA Tournament (2011-12 & 2012-13), topping No. 7 Syracuse 61-56 in 2013 to give Creighton its first NCAA tournament win since 1994.

"I'm very excited to return to the place where I developed on the court and with people that helped shape the woman I've become," said Akin-Otiko. "Getting to help Coach Flanery and the entire staff offer the guidance and support necessary to continue the legacy of greatness established at Creighton is a precious opportunity that I'm elated to take on."

A native of Bellevue, Neb., Akin-Otiko was named the Nebraska Gatorade Player of the Year in 2011. As a Thunderbird she averaged 16.9 points and 7.9 rebounds as a senior, leading Bellevue West to a pair of state titles and set school records for points, rebounds and blocked shots, scoring nearly 1,700 career points for the T-Birds.

Alexis earned her bachelor's degree in psychology from Creighton University in 2016 and her master's of public health from Purdue Global in 2022.

Jenny Vickers

Director of Basketball Operations

22nd Season

Creighton, 2003

Vickers' Coaching Résumé

Creighton Director of Basketball Operations, 2013-present

Creighton Assistant Coach, 2006-13

Creighton Graduate Manager, 2004-06

Bellevue West (Neb.) High School Assistant Coach, 2003-04

Vickers' Playing Résumé

Creighton, 1999-03

CSC Academic All-District VII Second Team

Jenny Vickers returns for her 22nd season on the Creighton women's basketball staff, including her 13th season as the Director of Basketball Operations. Vickers is another of the trio to play a role in each of Flanery's eight trips to the NCAA Tournament. Vickers and Carli Berger have both played and coached in an NCAA Tournament game for the Bluejays.

Vickers' responsibilities include coordinating camps, coordinating travel, marketing the team and setting up community outreach. She also served as an assistant coach for the Bluejays from 2006-13 and was the graduate manager for two seasons (2004-06).

Her impact on the Creighton program has been impressive. Vickers coached forwards Megan Neuvirth and Sam Schuett, helping the duo to impressive freshmen campaigns in 2006-07. Neuvirth led the team and the Missouri Valley Conference in steals, topped the team in rebounding and earned league Newcomer of the Year honors. Schuett, meanwhile, led the Bluejays in three-point shooting and earned MVC All-Freshman Team recognition. Neuvirth, the 2008-09 MVC Defensive Player of the Year, had an outstanding career, finishing with more than 1,200 points and a school-record 929 career rebounds. Both Neuvirth and Schuett earned All-MVC First Team honors in 2009-10.

The former Jenny Burns was a forward for the Bluejays from 1999 through 2003. Prior to returning to the Bluejay bench, Vickers spent the 2003-04 season as an intern in the Creighton athletics department working with both marketing and ticketing. The Minnetonka, Minn., native was a starter on Creighton's back-to-back Missouri Valley Conference regular-season championship teams in 2001-02 and 2002-03. She was also a major contributor to Creighton's 2002 NCAA Tournament team and 2003 WNIT Final Four squad.

Vickers was twice named to the MVC Scholar-Athlete First Team and earned College Sports Communicators Academic All-District VII Second Team accolades as a senior while graduating with a 3.96 grade-point average. She led the Bluejays in blocked shots as a senior and finished her career ranked in the top-10 in Creighton career blocked shots. Despite battling injuries during her first two seasons, she ranked eighth in games played when she finished her career.

Vickers earned bachelor of arts degrees in history and secondary education in December 2003. She and her husband Steve have three children, Connor, Sam and Walter. The family resides in Omaha.

Brad Schmidt

Head Coach

of Athletic Performance

15th Season

Iowa State, 2008

South Dakota State, 2010

Schmidt's Résumé

Creighton Head Coach of Athletic Performance, 2019-present

Creighton Associate Head Coach of Athletic Performance, 2012-2019

South Dakota State, Assistant Coach of Strength and Conditioning, 2010-12

South Dakota State, Graduate Assistant (Strength and Conditioning), 2008-10

Brad Schmidt is in his 15th season at Creighton. Schmidt works directly with volleyball and women's basketball. He was promoted to the head coach of athletic performance prior to the onset of the 2019-20 athletic year.

A graduate of Iowa State in 2008, Schmidt served as the assistant strength and conditioning coach at South Dakota State for two years before taking the same position at Creighton in January of 2012. During his time with the Jackrabbits, Brad earned his master's at SDSU in 2010.

Schmidt is a certified strength and conditioning specialist through the National Strength and Conditioning Association, as well as a certified sports performance coach by USA Weight Lifting.

He and his wife, Vanessa, reside in Omaha with their five children.

Nick Bies

Assistant

Athletic Trainer

Second Season

Nebraska Wesleyan, 2017

Eastern New Mexico, 2019

Bies' Résumé

Creighton Assistant Athletic Trainer, 2024-present

Oregon State Assistant Athletic Trainer, 2022-24

Western Oregon Assistant Athletic Trainer, 2021-22

Mayo Clinic Orthopedics and Sports Medicine, Athletic Trainer, 2019-21

Eastern New Mexico, Graduate Assistant, 2017-19

Entering his ninth year within the industry in 2025-26, Nick Bies begins his second year at Creighton. Before becoming a Bluejay, Nick spent two seasons as the Oregon State athletic trainer for the men's basketball team.

A graduate of Nebraska Wesleyan in 2017, Bies spent time with Oregon State (2022-24), Western Oregon (2021-22), as well as Eastern New Mexico (2017-19). He also worked in the private sector from 2019-21 with Mayo Clinic Orthopedics and Sports Medicine.

In addition to earning his undergraduate degree in athletic training at Nebraska Weselyan, Nick completed his masters in sports administration at Eastern New Mexico in 2019.

He holds certifications from the American Red Cross (CPR/AED), Advanced Rehab, NCSA CSCS, EXOS Absolute Speed and is a NATABOC Certified Athletic Trainer.

He and his fiance, Colleen, reside in Omaha.

#11
Kiani Lockett

5-8 • Senior

Guard

Minneapolis, Minn.

Minnetonka HS

More About Kiani

Full Name: Kiani Nalecia Lockett
Birthplace: Minneapolis, Minnesota
Parents: Shawnte Puckett and Nate Lockett
Siblings: Micah, Aaliyah and Lyric
Major: Psychology

Favorite sport to watch is: Basketball or Volleyball
Favorite Omaha restaurant? *Pitch*
Favorite TV show? Grey's Anatomy
Pregame routine is? Listening to slow music
Started playing basketball at the age of? Seven
Favorite pro basketball team? Minnesota Timberwolves.
Favorite dessert? Cheesecake

2024-25 (Junior)

- Kiani closed her junior season with 195 points and 72 assists, earning the first 30 starts of her career.
- Lockett's first start as a Bluejay saw the Minnesota native go 5-for-7 with 12 points and three assists at South Dakota State on Nov. 8.
- Three days later Kiani delivered 11 points, three rebounds and three assists in the Bluejays' 80-72 win over Drake.
- Lockett was superb in the Bluejays' two wins at the Emerald Coast Classic, scoring a combined 19 points on 5-of-8 from the field. She tied a career-high going 6-for-6 from the free throw line in Creighton's 91-63 win over Wichita State on Nov. 26.
- Delivering five rebounds and five assists, Lockett also scored six points in the Bluejays' 82-54 win at Xavier on Dec. 4.
- Kiani reached double figures for the fifth time with 10 points in Creighton's 75-71 win at Northern Iowa on Dec. 7.
- Battling the top team in the country, No. 1 UCLA, Lockett grabbed a career-high eight rebounds and also delivered seven points in the home of the Golden State Warriors (Chase Center) on Dec. 20.
- Lockett set a career-high with six assists in Creighton's 71-68 win over Marquette on Jan. 8.
- Reaching double-figures for the sixth time, Kiani delivered 12 points in the Bluejays' 92-71 win over DePaul on Jan. 18, also grabbing five rebounds and dishing out three assists.
- Kiani played a vital role in the Bluejays' 72-70 comeback win over Georgetown in the BIG EAST Tournament Quarterfinals, scoring eight points including 6-for-6 from the foul line. She delivered the pivotal two free throws with under five seconds remaining.

2023-24 (Sophomore)

- Lockett was limited to 19 games during her sophomore campaign due to injuries, she closed the season with 49 points and 30 assists.
- The second year point guard dished out five assists in Creighton's 81-55 win over South Dakota on Nov. 10.
- Kiani played a critical role in the Bluejays' 79-74 win over Nebraska on Dec. 19, with three offensive rebounds in the final five minutes.
- Part of 51 bench points, Lockett scored a career-high 14 points on 5-for-5 shooting from the field in the Bluejays' 115-62 win over Northern Iowa on Dec. 3.
- Trailing 19-11 after one period, Kiani's defense helped the Bluejays rally for a 58-46 win over South Dakota State on Dec. 21 with a career-high three steals.

2022-23 (Freshman)

- Kiani saw action in 27 games, closing the season with 258 minutes, 50 points, 23 assists and 20 rebounds.
- Lockett made her Creighton debut with two rebounds and two assists in the Bluejays' 93-71 win at Omaha on Nov. 22.
- Kiani delivered her best performance of the season with six points in just 13 minutes against No. 8 Connecticut on Dec. 28.
- Lockett knocked down her first trey as a Bluejay, connecting against Providence on Jan. 4.
- Kiani was impactful against Xavier with a season-high 13 points on 4-of-5 from the field as well as four assists in Creighton's 73-53 win on Feb. 12.
- Lockett played her most important minutes of the season in Creighton's 75-74 overtime win in the BIG EAST Quarterfinals against Seton Hall on March 4. Kiani was a fourth quarter insertion that spurred the Bluejay comeback with her on-ball defense.

Minnetonka High School

- Kiani earned a combined six letters in basketball (five) and volleyball (one).
- A three-time All-State First Team selection, Lockett also earned All-Lake Conference First Team honors in each of her final three seasons.
- Lockett closed her high school career with 1,212 points, 359 rebounds and 453 assists.
- Following her senior season, Kiani was a McDonald's All-America nominee.
- Equally stellar in the classroom, she graduated with an impressive 3.7 GPA.
- Lockett graduated from the same high school as Creighton director of basketball operations Jenny Vickers.
- She spent her first two seasons of high school at DeLaSalle HS, claiming the state championship as a freshman and a Co-State Title in 2019-20.

Kiani Lockett's Career Statistics • All Games

Year	GP-GS	Min.-Avg.	FG-A	FG%	3FG-A	3FG%	FT-A	FT%	O-D-Reb.	Avg.	PF-FO	A	TO	BLK	ST	Pts.	Avg.
2022-23	27-0	258-9.6	15-48	31.3	6-22	27.3	14-17	82.4	5-15-20	0.7	20-1	23	17	0	13	50	1.9
2023-24	19-0	297-15.6	14-38	36.8	4-17	23.5	17-23	73.9	9-18-27	1.4	31-0	30	18	1	10	49	2.6
2024-25	32-30	900-28.1	71-157	45.2	16-56	28.6	37-49	75.5	32-65-97	3.0	51-0	72	29	1	28	195	6.1
Totals	**78-30**	**1,455-18.7**	**100-243**	**41.2**	**26-95**	**27.4**	**68-89**	**76.4**	**46-98-144**	**1.8**	**102-1**	**125**	**64**	**2**	**51**	**294**	**3.8**

Kiani Lockett

Lockett's Career Highs

Minutes:		**Steals:**		**3-Point FG:**	
36 (2x) last at Providence	1/4/25	3 (3x) last vs. Marquette	1/8/25	2 (5x) last vs. Illinois	3/22/25
Points:		**Blocks:**		**3-Point FG Attempted:**	
14 vs. Northern Iowa	12/3/23	1 (2x) last vs. Georgetown	2/15/25	4 (5x) last vs. Seton Hall	3/9/25
Rebounds:		**Field Goals:**		**Free Throws:**	
8 vs. #1 UCLA	12/20/24	5 (4x) last vs. DePaul	1/18/25	6 (3x) last vs. Georgetown	3/8/25
Assists:		**Field Goals Attempted:**		**Free Throws Attempted:**	
6 vs. Marquette	1/8/25	10 vs. Drake	11/11/24	6 (3x) last vs. Georgetown	3/8/25

#2 Kennedy Townsend

5-10 • Senior

Guard

Kansas City, Mo.

Park Hill HS

More About Kennedy

Full Name: Kennedy Savannah Townsend
Birthplace: Joplin, Missouri
Parents: Jenny and Rob Townsend
Siblings: Drew and Cooper
Major: Accounting and Finance

Favorite sport to watch? Basketball
Favorite Omaha restaurant? Taco Co
Fun pregame routine? Braiding my teammates' hair
Started playing basketball? Kindergarten
Favorite pro basketball team? Minnesota Timberwolves.
Favorite place she has traveled to? Switzerland

2024-25 (Junior)

- Kennedy saw a combined 666 minutes, delivering 190 points and 72 rebounds.
- Townsend drained a pair of triples as she delivered seven points and three rebounds in Creighton's 80-72 win over Drake on Nov. 11.
- Kennedy posted a career-high 16 points at No. 10 Kansas State, going 5-of-8 from the field and hitting four free throws on Nov. 14.
- Went 4-for-8 for 10 points in the Bluejays' battle with No. 1 UCLA in the Chase Center (home of the Golden State Warriors) on Dec. 20.
- Kennedy delivered her second consecutive double-digit performance with 11 points against St. John's on Dec. 28 in the Bluejays' 75-56 win. It was also the second time that she has posted double figures against the Red Storm.
- Townsend was 4-for-5 with 10 points in the Bluejays' 92-71 win over DePaul on Jan. 18.
- Her 10 points in Creighton's 73-44 win over Seton Hall in the BIG EAST Tournament Semifinals on March 9 marked the fifth time in 2024-25 Kennedy delivered double-digit points.

2023-24 (Sophomore)

- Townsend appeared in 31 games during her sophomore season, closing the campaign with 123 points, 74 rebounds and 29 assists.
- Kennedy contributed eight points and four rebounds in Creighton's season-opening win over North Dakota State, 75-52, on Nov. 6.
- Townsend was a perfect 3-for-3 with eight points and three assists in Creighton's 115-62 win over Northern Iowa on Dec. 3.
- Kennedy knocked down a pair of treys to help the Bluejays rally for a 58-46 win over South Dakota State on Dec. 21.
- Townsend scored 14 points and grabbed six rebounds in Creighton's 67-56 win over St. John's on Dec. 30.
- Kennedy equaled a career-high with six rebounds to help the Bluejays defeat DePaul, 75-68, on Jan. 3.
- On the floor for a career-high 28 minutes, Townsend delivered six points, six rebounds and two assists in a 77-72 win at Georgetown on Jan. 24.
- Knocking down a pair of treys, Kennedy finished with six points in Creighton's 75-65 win over Butler on Feb. 4.
- Townsend closed the Bluejays' 88-59 win over DePaul with 10 points on 3-for-3 shooting, while grabbing four rebounds.

2022-23 (Freshman)

- Townsend saw action in 30 games, playing 250 minutes and scoring 61 points, 25 rebounds and 16 assists.
- Kennedy got her first points, draining a trey at Northern Iowa in Creighton's 85-66 win on Nov. 20.
- Townsend dished out four assists in 16 minutes to help Creighton down Omaha, 93-71, on Nov. 22
- Kennedy scored nine points in 19 minutes at St. John's on Dec. 4.
- Townsend knocked down a pair of treys, finishing with seven points in Creighton's 75-34 win over Georgetown on Feb. 18.
- Kennedy connected on 3-of-5 from the field, including a pair of treys in Creighton's 74-46 win in the regular-season finale over Butler on Feb. 27.

Park Hill High School

- Townsend was a three-time First Team All-State selection, closing her Park Hill career with a school record 1,680 points.
- Kennedy was a four-time All-District 6 and All-Suburban Conference First Teamer, also earning the Trojans team MVP in all four of her seasons at Park Hill HS.
- Townsend was a DiRenna Award Finalist (presented to the top high school boys and girls basketball player in the Kansas City area).
- Following her high school career, Kennedy was a McDonald's All-America nominee.
- In the classroom Townsend posted a 4.0 GPA.

Personal

- Her mother, Jenny, played basketball at Saint Louis and Pittsburg State. She went on to be enshrined into the Pittsburg State Hall of Fame.
- Kennedy's father, Rob, played football at Missouri Southern State.
- Her brother, Drew, played for the Missouri State baseball team (2022-23).

Kennedy Townsend's Career Statistics • All Games

Year	GP-GS	Min.-Avg.	FG-A	FG%	3FG-A	3FG%	FT-A	FT%	O-D-Reb.	Avg.	PF-FO	A	TO	BLK	ST	Pts.	Avg.
2022-23	30-0	250-8.3	21-50	42.0	13-34	38.2	6-10	60.0	5-20-25	0.8	15-0	16	11	1	3	61	2.0
2023-24	31-0	501-16.1	42-109	38.5	25-64	39.1	15-23	65.2	22-52-74	2.4	37-0	29	12	4	12	123	4.0
2024-25	33-0	665-20.1	74-168	44.0	31-98	31.6	11-21	52.4	24-48-72	2.2	26-0	29	27	7	11	190	5.8
Totals	**94-0**	**1,415-15.1**	**137-327**	**41.9**	**69-196**	**35.2**	**32-54**	**59.3**	**51-120-171**	**1.8**	**78-0**	**74**	**50**	**12**	**26**	**374**	**4.0**

Kennedy Townsend

Townsend's Career Highs

Minutes:		**Steals:**		**3-Point FG:**	
28 at Georgetown	1/24/24	3 vs. North Dakota State	11/6/23	3 (2x) last vs. Butler	1/1/25
Points:		**Blocks:**		**3-Point FG Attempted:**	
16 at #10 Kansas State	11/14/24	2 at St. John's	12/28/24	7 at Xavier	2/6/24
Rebounds:		**Field Goals:**		**Free Throws:**	
6 (4x) last vs. Seton Hall	2/5/25	5 (3x) last at St. John's	12/28/24	4 at #10 Kansas State	11/14/24
Assists:		**Field Goals Attempted:**		**Free Throws Attempted:**	
4 at Omaha	11/22/22	11 at Wichita State	11/25/24	4 (3x) last at Tulsa	12/1/24

Lockett's Game-by-Game Stats

Lockett's 2022-23 Game-by-Game Stats

Opponent	Min	FG	Pct	3FG	Pct	FT	Pct	O-D-R	F	A	T	B	S	Pts
at #23 South Dakota State					Did Not Play - Injury									
at South Dakota					Did Not Play - Injury									
#22 Nebraska					**Did Not Play - Injury**									
at Northern Iowa					Did Not Play - Injury									
at Omaha	9	0-2	0.0	0-0	---	0-0	---	2-0-2	0	2	1	0	0	0
* at Xavier	5	0-0	---	0-0	---	0-0	---	0-1-1	1	0	0	0	0	0
* at #25 Villanova	5	0-1	0.0	0-0	---	0-0	---	0-0-0	0	0	0	0	0	0
* at St. John's	5	1-2	50.0	0-1	0.0	0-0	---	1-0-1	0	0	0	0	0	2
Drake	**5**	**0-1**	**0.0**	**0-0**	**---**	**0-0**	**---**	**0-0-0**	**1**	**1**	**2**	**0**	**2**	**0**
#21 Arkansas	**8**	**0-1**	**0.0**	**0-0**	**---**	**0-0**	**---**	**0-0-0**	**1**	**2**	**1**	**0**	**0**	**0**
at #2 Stanford	7	0-0	---	0-0	---	0-0	---	0-0-0	0	2	0	0	0	0
*** #8 Connecticut**	**13**	**1-2**	**50.0**	**0-0**	**---**	**4-4**	**100.0**	**1-1-2**	**0**	**0**	**0**	**0**	**0**	**6**
* at DePaul	4	0-0	---	0-0	---	0-0	---	0-0-0	2	0	0	0	0	0
*** Providence**	**12**	**1-2**	**50.0**	**1-1**	**100.0**	**0-0**	**---**	**0-1-1**	**1**	**0**	**2**	**0**	**0**	**3**
*** Marquette**	**11**	**0-2**	**0.0**	**0-1**	**0.0**	**1-2**	**50.0**	**0-1-1**	**0**	**0**	**2**	**0**	**0**	**1**
*** Seton Hall**	**11**	**2-4**	**50.0**	**1-2**	**50.0**	**0-1**	**0.0**	**0-1-1**	**0**	**0**	**2**	**0**	**1**	**5**
* at Butler	12	1-1	100.0	1-1	100.0	0-0	---	0-1-1	0	1	1	0	0	3
*** #22 Villanova**	**13**	**0-1**	**0.0**	**0-1**	**0.0**	**2-2**	**100.0**	**0-0-0**	**0**	**1**	**1**	**0**	**2**	**2**
* at Providence	8	0-2	0.0	0-1	0.0	0-0	---	0-1-1	1	1	0	0	0	0
* at Georgetown	5	0-2	0.0	0-2	0.0	0-0	---	0-1-1	0	0	0	0	0	0
*** DePaul**	**8**	**0-1**	**0.0**	**0-1**	**0.0**	**0-0**	**---**	**0-1-1**	**1**	**0**	**1**	**0**	**1**	**0**
*** St. John's**	**10**	**1-1**	**100.0**	**0-0**	**---**	**0-0**	**---**	**0-0-0**	**2**	**0**	**2**	**0**	**1**	**2**
* at Seton Hall	6	1-2	50.0	0-0	---	0-0	---	0-1-1	1	0	0	0	0	2
*** Xavier**	**21**	**4-5**	**80.0**	**2-3**	**66.7**	**3-4**	**75.0**	**0-1-1**	**2**	**4**	**1**	**0**	**1**	**13**
* at #6 Connecticut	5	1-3	33.3	0-1	0.0	0-0	---	0-1-1	1	0	0	0	0	2
*** Georgetown**	**20**	**0-5**	**0.0**	**0-2**	**0.0**	**4-4**	**100.0**	**0-0-0**	**0**	**1**	**0**	**0**	**2**	**4**
* at Marquette	4	0-0	---	0-0	---	0-0	---	0-0-0	0	0	0	0	0	0
*** Butler**	**14**	**1-5**	**20.0**	**0-4**	**0.0**	**0-0**	**---**	**0-1-1**	**2**	**0**	**1**	**0**	**0**	**2**
$ vs. Seton Hall	12	0-0	---	0-0	---	0-0	---	0-0-0	5	2	0	0	0	0
$ vs. #10 Villanova	7	0-0	---	0-0	---	0-0	---	0-1-1	0	0	1	0	1	0
# vs. Mississippi State	17	1-3	33.3	1-2	50.0	0-0	---	1-1-2	2	2	1	0	2	3

Bold = Home Game
* = BIG EAST Conference game
$ = BIG EAST Tournament
• = Game Started
= NCAA Tournament

Lockett's 2023-24 Game-by-Game Stats

Opponent	Min	FG	Pct	3FG	Pct	FT	Pct	O-D-R	F	A	T	B	S	Pts
vs. North Dakota State	19	1-2	50.0	0-0	---	2-2	100.0	1-0-1	0	3	1	0	1	4
South Dakota	**14**	**1-2**	**50.0**	**0-1**	**0.0**	**0-0**	**---**	**1-3-4**	**2**	**5**	**1**	**0**	**2**	**2**
Green Bay	**10**	**0-1**	**0.0**	**0-1**	**0.0**	**0-2**	**0.0**	**0-0-0**	**4**	**0**	**2**	**0**	**0**	**0**
at Nebraska	17	1-3	33.3	1-2	50.0	1-2	50.0	3-1-4	2	1	0	0	0	4
^ vs. Georgia Tech	12	0-2	0.0	0-1	0.0	0-0	---	1-0-1	3	2	1	0	0	0
^ vs. Michigan State	24	0-2	0.0	0-2	0.0	1-2	50.0	0-0-0	2	2	0	0	0	1
Northern Iowa	**19**	**5-5**	**100.0**	**1-1**	**100.0**	**3-3**	**100.0**	**0-2-2**	**3**	**1**	**3**	**1**	**0**	**14**
at Wyoming	15	0-0	---	0-0	---	2-2	100.0	0-3-3	0	1	1	0	0	2
at #19 Marquette	11	0-1	0.0	0-1	0.0	0-0	---	0-1-1	1	0	0	0	1	0
at Drake	13	1-2	50.0	1-1	100.0	0-0	---	0-2-2	1	0	0	0	0	3
South Dakota State	**21**	**0-1**	**0.0**	**0-1**	**0.0**	**0-0**	**---**	**0-2-2**	**0**	**1**	**1**	**0**	**3**	**0**
*** St. John's**	**14**	**0-1**	**0.0**	**0-0**	**---**	**0-0**	**---**	**0-1-1**	**1**	**3**	**1**	**0**	**0**	**0**
*** #12 Connecticut**	**20**	**0-2**	**0.0**	**0-0**	**---**	**6-6**	**100..0**	**0-2-2**	**1**	**1**	**2**	**0**	**0**	**6**
* at DePaul	20	0-3	0.0	0-2	0.0	1-2	50.0	1-0-1	3	4	2	0	0	1
*** Butler**	**13**	**1-3**	**33.3**	**0-1**	**0.0**	**0-0**	**---**	**0-0-0**	**0**	**1**	**0**	**0**	**1**	**2**
*** Providence**					**Did Not Play - Injury**									
* at Villanova					Did Not Play - Injury									
* at Georgetown					Did Not Play - Injury									
*** Seton Hall**					**Did Not Play - Injury**									
*** Marquette**					**Did Not Play - Injury**									
* at Butler					Did Not Play - Injury									
* at Xavier					Did Not Play - Injury									
*** DePaul**					**Did Not Play - Injury**									
* at St. John's					Did Not Play - Injury									
* at #15 Connecticut					Did Not Play - Injury									
*** Villanova**					**Did Not Play - Injury**									
*** Xavier**					**Did Not Play - Injury**									
* at Seton Hall					Did Not Play - Injury									
# vs. Seton Hall	6	0-2	0.0	0-1	0.0	1-2	50.0	0-0-0	2	1	0	0	0	1
# vs. Georgetown	16	1-2	50.0	1-2	50.0	0-0	---	1-0-1	1	0	0	1	0	3
$ vs. #20 UNLV	14	1-2	50.0	0-0	---	0-0	---	1-1-2	2	2	1	0	1	2
$ vs. #6 UCLA	20	2-2	100.0	0-0	---	0-0	---	0-0-0	3	2	2	0	0	4

Bold = Home Game
* = BIG EAST Conference game
$ = BIG EAST Tournament
• = Game Started
= NCAA Tournament

Lockett's 2024-25 Game-by-Game Stats

Opponent	Min	FG	Pct	3FG	Pct	FT	Pct	O-D-R	F	A	T	B	S	Pts
at South Dakota State •	30	5-7	71.4	2-2	100.0	0-0	---	0-1-1	2	3	0	0	0	12
Drake •	**30**	**5-10**	**50.0**	**0-2**	**0.0**	**1-3**	**33.3**	**1-2-3**	**2**	**3**	**2**	**3**	**0**	**11**
at #10 Kansas State •	36	4-6	66.7	1-1	100.0	2-2	100.0	0-2-2	1	0	1	0	0	11
#21 Nebraska •	**30**	**0-3**	**0.0**	**0-1**	**0.0**	**0-0**	**---**	**1-2-3**	**3**	**4**	**0**	**0**	**0**	**0**
@ vs. Wichita State •	20	2-3	66.7	0-1	0.0	6-6	100.0	2-1-3	2	1	1	0	0	10
@ vs. Syracuse •	23	3-5	50.0	1-2	50.0	2-2	100.0	0-5-5	1	3	2	0	1	9
at Tulsa •	28	3-7	42.7	0-0	---	3-4	75.0	0-0-0	1	3	1	0	0	9
* at Xavier •	27	2-4	50.0	2-4	50.0	0-0	---	1-4-5	2	5	2	0	1	6
at Northern Iowa •	31	4-7	57.1	2-3	66.7	0-0	---	1-1-2	3	0	3	0	0	10
at Green Bay •	29	195	20.0	0-1	0.0	0-0	---	1-3-4	0	2	1	0	1	2
Wyoming •	**32**	**2-4**	**50.0**	**1-2**	**50.0**	**0-0**	**---**	**1-4-5**	**0**	**3**	**0**	**0**	**1**	**5**
vs. #1 UCLA •	30	3-7	42.9	1-4	25.0	0-0	---	3-5-8	0	1	1	0	1	7
at St. John's •	23	2-6	33.3	0-1	0.0	1-1	100.0	2-0-2	3	2	1	0	1	5
*** Butler •**	**29**	**1-3**	**33.3**	**0-2**	**0.0**	**0-0**	**---**	**0-2-2**	**3**	**2**	**3**	**0**	**1**	**2**
* at Providence •	36	3-8	37.5	0-2	0.0	2-2	100.0	2-3-5	1	2	0	0	2	8
*** Marquette •**	**34**	**1-4**	**25.0**	**0-1**	**0.0**	**1-2**	**50.0**	**0-1-1**	**1**	**6**	**1**	**0**	**3**	**3**
* at Seton Hall •	34	2-6	33.3	0-2	0.0	1-1	100.0	2-1-3	2	1	0	0	0	5
*** DePaul •**	**34**	**5-8**	**62.5**	**0-2**	**0.0**	**2-3**	**66.7**	**2-3-5**	**1**	**3**	**1**	**0**	**1**	**12**
* at Butler •	25	1-3	33.3	0-2	0.0	0-0	---	0-2-2	0	0	0	0	2	2
*** #6 Connecticut**					**Did Not Play - Injury**									
* at Georgetown	23	2-2	100.0	1-1	100.0	1-2	50.0	2-1-3	1	2	2	0	0	6
*** Providence •**	**26**	**1-3**	**33.3**	**0-0**	**---**	**0-1**	**0.0**	**1-4-5**	**0**	**2**	**0**	**0**	**0**	**2**
*** Seton Hall •**	**26**	**1-2**	**50.0**	**0-1**	**0.0**	**1-1**	**100.0**	**1-3-4**	**2**	**3**	**2**	**0**	**0**	**3**
* at Villanova •	26	1-4	25.0	0-1	0.0	0-0	---	0-4-4	1	0	2	0	1	2
*** Georgetown**	**18**	**2-3**	**66.7**	**0-0**	**---**	**1-1**	**100.0**	**1-1-2**	**2**	**2**	**0**	**1**	**2**	**5**
*** St. John's •**	**28**	**3-6**	**50.0**	**1-4**	**25.0**	**0-2**	**0.0**	**1-4-5**	**1**	**2**	**0**	**0**	**2**	**7**
* at DePaul •	27	1-4	25.0	0-3	0.0	3-3	100.0	2-0-2	1	2	0	0	1	5
* at #5 Connecticut •	31	1-5	20.0	0-2	0.0	2-2	100.0	0-2-2	4	3	0	0	1	4
*** Villanova •**	**25**	**2-3**	**66.7**	**0-0**	**---**	**1-3**	**33.3**	**3-0-3**	**2**	**5**	**0**	**0**	**0**	**5**
$ vs. Georgetown •	29	1-3	33.3	0-0	---	6-6	100.0	0-1-1	2	2	0	1	0	8
$ vs. Seton Hall •	37	2-6	33.3	1-4	25.0	0-0	---	1-1-2	1	3	1	1	0	5
$ vs. #3 Connecticut •	30	2-4	50.0	1-3	33.3	0-0	---	0-1-1	4	0	2	0	1	5
# vs. Illinois •	32	3-6	50.0	2-2	100.0	1-2	50.0	1-1-2	2	2	0	0	0	9

Bold = Home Game
* = BIG EAST Conference game
@ = Emerald Coast Classic
$ = BIG EAST Tournament
• = Game Started
= NCAA Tournament

Townsend's Game-by-Game Stats

Townsend's 2022-23 Game-by-Game Stats

Opponent	Min	FG	Pct	3FG	Pct	FT	Pct	O-D-R	F	A	T	B	S	Pts
at #23 South Dakota State	2	0-0	---	0-0	---	0-0	---	0-0-0	0	0	0	0	0	0
at South Dakota	6	0-1	0.0	0-1	0.0	0-0	---	0-0-0	0	1	0	0	0	0
#22 Nebraska	**10**	**0-0**	**---**	**0-0**	**---**	**0-0**	**---**	**0-0-0**	**2**	**2**	**0**	**0**	**0**	**0**
at Northern Iowa	10	1-1	100.0	1-1	100.0	0-0	---	0-1-1	0	3	0	0	0	3
at Omaha	16	1-1	100.0	1-1	100.0	1-2	50.0	0-4-4	1	4	0	0	1	4
* at Xavier	9	0-2	0.0	0-2	0.0	1-2	50.0	0-0-0	1	0	0	0	0	1
* at #25 Villanova	4	1-2	50.0	1-2	50.0	0-0	---	0-0-0	0	0	0	0	0	3
* at St. John's	19	4-5	80.0	1-1	100.0	0-0	---	0-2-2	2	1	0	0	1	9
Drake	**5**	**0-1**	**0.0**	**0-1**	**0.0**	**0-0**	**---**	**0-0-0**	**0**	**0**	**0**	**0**	**0**	**0**
#21 Arkansas	**6**	**0-1**	**0.0**	**0-1**	**0.0**	**0-0**	**---**	**0-0-0**	**0**	**1**	**0**	**0**	**0**	**0**
at #2 Stanford	10	0-0	---	0-0	---	0-0	---	0-1-1	0	1	1	0	0	0
*** #8 Connecticut**	**16**	**1-5**	**20.0**	**1-5**	**20.0**	**0-0**	**---**	**0-0-0**	**0**	**0**	**0**	**0**	**0**	**3**
* at DePaul	5	0-0	---	0-0	---	0-0	---	0-0-0	1	2	1	0	0	0
*** Providence**	**4**	**1-1**	**100.0**	**1-1**	**100.0**	**1-2**	**50.0**	**2-0-2**	**0**	**1**	**0**	**0**	**0**	**4**
*** Marquette**	**10**	**2-4**	**50.0**	**1-3**	**33.3**	**0-0**	**---**	**0-2-2**	**0**	**0**	**1**	**0**	**0**	**5**
*** Seton Hall**	**14**	**0-1**	**0.0**	**0-1**	**0.0**	**0-0**	**---**	**0-1-1**	**0**	**1**	**3**	**0**	**0**	**0**
* at Butler	18	0-0	---	0-0	---	0-0	---	0-1-1	0	1	0	0	0	0
*** #22 Villanova**	**9**	**0-4**	**0.0**	**0-1**	**0.0**	**0-0**	**---**	**2-0-2**	**0**	**0**	**2**	**0**	**0**	**0**
* at Providence	7	0-2	0.0	0-1	0.0	0-0	---	0-1-1	0	0	1	0	1	0
* at Georgetown	2	0-0	---	0-0	---	0-0	---	0-0-0	0	0	0	0	0	0
*** DePaul**	**7**	**1-2**	**50.0**	**1-1**	**100.0**	**0-0**	**---**	**0-0-0**	**2**	**0**	**0**	**0**	**0**	**3**
*** St. John's**	**9**	**0-0**	**---**	**0-0**	**---**	**0-0**	**---**	**0-0-0**	**0**	**0**	**0**	**0**	**0**	**0**
* at Seton Hall	5	1-1	100.0	0-0	---	2-2	100.0	1-1-2	1	0	0	0	0	4
*** Xavier**	**10**	**1-1**	**100.0**	**1-1**	**100.0**	**0-0**	**---**	**0-0-0**	**0**	**0**	**0**	**0**	**0**	**3**
* at #6 Connecticut	Did Not Play - Injury													
*** Georgetown**	**16**	**2-5**	**40.0**	**2-4**	**50.0**	**1-2**	**50.0**	**0-2-2**	**0**	**1**	**1**	**0**	**0**	**7**
* at Marquette	0+	0-0	---	0-0	---	0-0	---	0-0-0	0	0	0	0	0	0
*** Butler**	**10**	**3-5**	**60.0**	**2-4**	**50.0**	**0-0**	**---**	**0-4-4**	**4**	**0**	**0**	**1**	**0**	**8**
$ vs. Seton Hall	3	0-1	0.0	0-1	0.0	0-0	---	0-0-0	0	0	0	0	0	0
$ vs. # 10 Villanova	4	0-1	0.0	0-0	---	0-0	---	0-0-0	0	0	0	0	0	0
# vs. Mississippi State	4	2-3	66.7	0-1	0.0	0-0	---	0-0-0	1	0	1	0	0	4

Bold = Home Game
* = BIG EAST Conference game
$ = BIG EAST Tournament
• = Game Started
= NCAA Tournament

Townsend's 2023-24 Game-by-Game Stats

Opponent	Min	FG	Pct	3FG	Pct	FT	Pct	O-D-R	F	A	T	B	S	Pts
vs. North Dakota State	18	3-4	75.0	0-0	---	3-4	100.0	1-3-4	1	1	0	1	3	8
South Dakota	**11**	**0-4**	**0.0**	**0-2**	**0.0**	**0-2**	**0.0**	**1-2-3**	**0**	**0**	**0**	**0**	**1**	**0**
Green Bay	**14**	**1-3**	**33.3**	**1-3**	**33.3**	**0-0**	**---**	**1-0-1**	**0**	**0**	**0**	**0**	**0**	**3**
at Nebraska	11	1-1	100.0	0-0	---	2-2	100.0	0-0-0	1	2	1	0	0	4
^ vs. Georgia Tech	18	2-4	50.0	2-2	100.0	0-0	---	0-1-1	0	0	0	0	0	6
^ vs. Michigan State	13	0-0	---	0-0	---	0-0	---	0-3-3	1	2	1	0	0	0
Northern Iowa	**19**	**3-3**	**100.0**	**2-2**	**100.0**	**0-0**	**---**	**0-3-3**	**2**	**3**	**1**	**1**	**1**	**8**
at Wyoming	15	2-6	33.3	1-4	25.0	0-0	---	1-2-3	1	0	1	0	1	5
at #19 Marquette	12	0-1	0.0	0-1	0.0	0-0	---	0-2-2	1	0	0	0	0	0
at Drake	10	1-2	50.0	0-1	0.0	0-0	---	2-1-3	1	1	0	0	0	2
South Dakota State	**16**	**2-2**	**100.0**	**2-2**	**100.0**	**0-0**	**---**	**1-1-2**	**1**	**0**	**0**	**0**	**0**	**6**
*** St. John's**	**23**	**5-8**	**62.5**	**3-4**	**75.0**	**1-2**	**50.0**	**1-5-6**	**2**	**1**	**0**	**0**	**1**	**14**
*** #12 Connecticut**	**16**	**0-3**	**0.0**	**0-1**	**0.0**	**0-0**	**---**	**1-1-2**	**0**	**0**	**1**	**0**	**1**	**0**
* at DePaul	15	1-4	25.0	1-4	25.0	0-0	---	1-5-6	0	2	0	0	1	3
*** Butler**	**17**	**2-3**	**66.7**	**2-2**	**100.0**	**0-0**	**---**	**2-2-4**	**2**	**0**	**0**	**0**	**0**	**6**
*** Providence**	**24**	**2-6**	**33.3**	**2-4**	**50.0**	**0-0**	**---**	**3-1-4**	**2**	**3**	**0**	**0**	**0**	**6**
* at Villanova	22	1-3	33.3	0-0	---	0-0	---	0-4-4	1	3	1	0	1	2
* at Georgetown	28	2-5	40.0	1-3	33.3	1-2	50.0	0-6-6	3	2	0	0	0	6
*** Seton Hall**	**Did Not Play - Illness**													
*** Marquette**	**14**	**2-2**	**100.0**	**1-1**	**100.0**	**1-1**	**100.0**	**1-0-1**	**0**	**0**	**1**	**0**	**0**	**6**
* at Butler	16	2-4	50.0	2-3	66.7	0-0	---	0-0-0	3	0	0	0	0	6
* at Xavier	22	2-9	22.2	1-7	14.3	0-0	---	0-1-1	2	2	1	1	0	5
*** DePaul**	**19**	**3-3**	**100.0**	**2-2**	**100.0**	**2-2**	**100.0**	**2-2-4**	**3**	**0**	**0**	**0**	**0**	**10**
* at St. John's	17	0-3	0.0	0-0	---	0-0	---	0-1-1	1	2	0	0	0	0
* at #15 Connecticut	12	0-4	0.0	0-3	0.0	1-2	50.0	0-2-2	3	0	1	0	0	1
*** Villanova**	**20**	**2-4**	**50.0**	**1-2**	**50.0**	**0-0**	**---**	**0-1-1**	**2**	**0**	**1**	**0**	**0**	**5**
*** Xavier**	**21**	**2-4**	**50.0**	**1-3**	**33.3**	**1-2**	**50.0**	**0-1-1**	**1**	**3**	**1**	**0**	**0**	**6**
* at Seton Hall	9	0-3	0.0	0-2	0.0	1-2	50.0	0-0-0	0	0	0	0	1	1
# vs. Seton Hall	16	0-4	0.0	0-2	0.0	0-0	---	2-0-2	0	0	0	0	0	0
# vs. Georgetown	16	1-3	33.3	0-2	0.0	0-0	---	0-1-1	2	2	0	0	0	2
$ vs. #20 UNLV	12	0-4	0.0	0-2	0.0	2-2	100.0	2-1-3	1	0	0	1	0	2
$ vs. #6 UCLA	4	0-0	---	0-0	---	0-0	---	0-0-0	0	0	1	0	0	0

Bold = Home Game
* = BIG EAST Conference game
$ = BIG EAST Tournament
• = Game Started
= NCAA Tournament

Townsend's 2024-25 Game-by-Game Stats

Opponent	Min	FG	Pct	3FG	Pct	FT	Pct	O-D-R	F	A	T	B	S	Pts
at South Dakota State	21	1-2	50.0	1-1	100.0	0-0	---	0-2-2	1	1	0	0	0	3
Drake	**22**	**2-6**	**33.3**	**2-5**	**40.0**	**1-2**	**50.0**	**2-1-3**	**2**	**1**	**0**	**0**	**0**	**7**
at #10 Kansas State	23	5-8	62.5	2-3	66.7	4-4	100.0	2-3-5	0	0	2	0	0	16
#21 Nebraska	**16**	**1-3**	**33.3**	**1-2**	**50.0**	**0-0**	**---**	**0-1-1**	**1**	**0**	**1**	**0**	**0**	**3**
@ vs. Wichita State	19	4-11	36.4	1-5	20.0	0-0	---	1-1-2	1	1	4	0	1	9
@ vs. Syracuse	20	2-7	28.6	0-4	0.0	0-0	---	2-3-5	0	1	0	1	1	4
at Tulsa	20	3-6	50.0	1-3	33.3	1-4	25.0	0-4-4	2	1	1	0	0	8
* at Xavier	20	2-6	33.3	2-6	33.3	0-0	---	1-0-1	0	3	0	0	1	6
at Northern Iowa	20	3-5	60.0	1-2	50.0	0-0	---	2-0-2	3	1	1	0	0	7
at Green Bay	16	0-2	0.0	0-0	---	0-0	---	2-0-2	0	2	3	0	1	0
Wyoming	**15**	**1-4**	**25.0**	**1-4**	**25.0**	**0-0**	**---**	**1-0-1**	**1**	**2**	**1**	**0**	**0**	**3**
vs. #1 UCLA	22	4-8	50.0	2-5	40.0	0-0	---	0-1-1	0	0	0	0	0	10
* at St. John's	24	5-7	71.4	1-2	50.0	0-0	---	0-1-1	1	0	2	2	0	11
*** Butler**	**18**	**3-5**	**60.0**	**3-5**	**60.0**	**0-2**	**---**	**1-0-1**	**2**	**0**	**1**	**0**	**0**	**9**
* at Providence	19	2-5	40.0	1-3	33.3	0-0	---	1-1-2	1	1	0	1	0	5
*** Marquette**	**20**	**1-4**	**25.0**	**0-1**	**0.0**	**1-2**	**50.0**	**2-1-3**	**0**	**1**	**0**	**0**	**1**	**3**
* at Seton Hall	18	3-5	60.0	0-1	0.0	0-0	---	0-1-1	1	2	0	0	0	6
*** DePaul**	**20**	**4-5**	**80.0**	**2-2**	**100.0**	**0-0**	**---**	**0-2-2**	**2**	**0**	**1**	**1**	**2**	**10**
* at Butler	21	1-3	33.3	0-2	0.0	0-0	---	0-1-1	1	0	0	0	0	2
*** #6 Connecticut**	**24**	**1-5**	**20.0**	**1-4**	**25.0**	**0-0**	**---**	**1-1-2**	**1**	**0**	**1**	**1**	**0**	**3**
* at Georgetown	18	1-3	33.3	0-2	0.0	1-1	100.0	0-2-2	1	1	0	0	0	3
*** Providence**	**22**	**3-5**	**60.0**	**1-3**	**33.3**	**0-0**	**---**	**0-2-2**	**0**	**3**	**0**	**0**	**1**	**7**
*** Seton Hall**	**22**	**0-6**	**0.0**	**0-5**	**0.0**	**0-0**	**---**	**1-5-6**	**2**	**2**	**0**	**0**	**0**	**0**
* at Villanova	21	2-4	50.0	1-2	50.0	0-0	---	1-1-2	0	2	1	0	0	5
*** Georgetown**	**18**	**3-5**	**60.0**	**1-2**	**50.0**	**0-0**	**---**	**0-3-3**	**1**	**0**	**1**	**0**	**0**	**7**
*** St. John's**	**27**	**3-6**	**50.0**	**0-3**	**0.0**	**1-2**	**50.0**	**0-0-0**	**0**	**1**	**0**	**0**	**0**	**7**
* at DePaul	23	3-9	33.3	1-6	16.7	1-2	50.0	1-0-1	0	0	1	0	0	8
* at #5 Connecticut	21	2-5	40.0	1-4	25.0	1-2	50.0	0-2-2	0	2	2	0	1	6
*** Villanova**	**21**	**2-5**	**40.0**	**1-4**	**25.0**	**0-0**	**---**	**1-3-4**	**0**	**0**	**1**	**0**	**0**	**5**
$ vs. Georgetown	16	1-2	50.0	0-0	---	0-0	---	2-1-3	0	0	1	0	0	2
$ vs. Seton Hall	19	4-6	66.7	2-4	50.0	0-0	---	0-1-1	1	0	0	0	0	10
$ vs. #3 Connecticut	24	1-3	33.3	0-2	0.0	0-0	---	0-3-3	1	1	2	0	2	2
# vs. Illinois	16	1-2	50.0	1-1	100.0	0-0	---	0-1-1	0	0	0	1	0	3

Bold = Home Game
* = BIG EAST Conference game
@ = Emerald Coast Classic
$ = BIG EAST Tournament
• = Game Started
= NCAA Tournament

#35 Elizabeth Gentry

6-3 • Sophomore

Center

Littleton, Colo.

Arapahoe HS

More About Elizabeth

Full Name: Elizabeth Grace Gentry
Birthplace: Littleton, Colorado
Parents: Susan and Todd Gentry
Siblings: Andrew and JT
Major: Marketing

Favorite sport to watch? Football.
Favorite Omaha restaurant? *Blue Sushi*.
Favorite TV show? Psych.
If she didn't play basketball? Would have played tennis.
Started playing basketball? 13
Favorite meal? Steak & Sweet Potatoes
Favorite pro basketball team? Denver Nuggets

2024-25 (Freshman)

- Elizabeth appeared in 19 games during her freshman campaign, scoring 23 points and grabbing 15 rebounds.
- Gentry made her Bluejay debut in the 80-72 win over Drake on Nov. 11, seeing four minutes of action.
- Elizabeth scored her first two points against No. 10 Kansas State on Nov. 14.
- Gentry scored four points and grabbed two rebounds in Creighton's 74-52 win at Green Bay on Dec. 14.
- Seeing 10 minutes of action against No. 1 UCLA, Gentry grabbed four rebounds.
- Playing the final six minutes of the BIG EAST Tournament Semifinals win over Seton Hall (77-43), Elizabeth delivered a career-best five points on March 9.

Arapahoe High School

- Gentry claimed three letters in basketball, playing her senior season at Arapahoe High School and her first two seasons at Columbine High School.
- While playing at Arapahoe, Elizabeth started every game as she averaged 21.2 points per game, highlighted by a school-record 37 points to defeat Columbine HS in the playoffs. She also grabbed 18 rebounds in that contest.
- Elizabeth earned First Team All-State and MVP honors as a senior, leading Colorado in free throws made (178) as well as free throw percentage (87.6).
- A two-time All-Colorado High School Activities Association selection at Columbine HS, Gentry was also a two-time Female Student Athlete of the Year.

Personal

- Both of Elizabeth's brothers, as well as her father, played collegiate football. Her father, Todd, and brother, JT, played for BYU, while her brother, Andrew, was a member of Michigan's national championship team in 2023 and currently plays at BYU.

Elizabeth Gentry's Career Statistics • All Games

Year	GP-GS	Min.-Avg.	FG-A	FG%	3FG-A	3FG%	FT-A	FT%	O-D-Reb.	Avg.	PF-FO	A	TO	BLK	ST	Pts.	Avg.
2024-25	19-0	68-3.6	9-20	45.0	0-2	0.0	5-6	83.3	5-10-15	0.8	14-0	1	8	2	0	23	1.2
Totals	**19-0**	**68-3.6**	**9-20**	**45.0**	**0-2**	**0.0**	**5-6**	**83.3**	**5-10-15**	**0.8**	**14-0**	**1**	**8**	**2**	**0**	**23**	**1.2**

Elizabeth Gentry

Gentry's 2024-25 Game-by-Game Stats

Opponent	Min	FG	Pct	3FG	Pct	FT	Pct	O-D-R	F	A	T	B	S	Pts
at South Dakota State				Did Not Play										
Drake	**4**	**0-0**	**---**	**0-0**	**---**	**0-0**	**---**	**1-0-1**	**0**	**0**	**0**	**0**	**0**	**0**
at #10 Kansas State	7	1-3	33.3	0-1	0.0	0-0	---	0-0-0	2	0	1	0	0	2
#21 Nebraska				**Did Not Play - Injury**										
@ vs. Wichita State				Did Not Play - Injury										
@ vs. Syracuse				Did Not Play - Injury										
at Tulsa	4	1-3	33.3	0-0	---	0-0	---	1-1-2	0	0	0	1	0	2
* at Xavier	6	1-2	50.0	0-1	0.0	0-0	---	0-1-1	3	0	0	0	0	2
at Northern Iowa				Did Not Play										
at Green Bay	6	1-1	100.0	0-0	---	2-2	100.0	1-1-2	2	0	1	1	0	4
Wyoming	**1**	**0-0**	**---**	**0-0**	**---**	**0-0**	**---**	**0-0-0**	**0**	**0**	**0**	**0**	**0**	**0**
vs. #1 UCLA	10	0-3	0.0	0-0	---	0-0	---	1-3-4	0	0	0	0	0	0
* at St. John's	2	1-1	100.0	0-0	---	0-0	---	0-0-0	0	0	0	0	0	2
*** Butler**	**2**	**0-0**	**---**	**0-0**	**---**	**0-0**	**---**	**0-0-0**	**0**	**0**	**0**	**0**	**0**	**2**
* at Providence	4	1-1	100.0	0-0	---	0-0	---	0-1-1	4	0	0	0	0	2
*** Marquette**				**Did Not Play**										
* at Seton Hall				Did Not Play										
*** DePaul**	**4**	**0-0**	**---**	**0-0**	**---**	**2-2**	**100.0**	**1-0-1**	**1**	**0**	**2**	**0**	**0**	**2**
* at Butler				Did Not Play										
*** #6 Connecticut**				**Did Not Play**										
* at Georgetown				Did Not Play										
*** Providence**	**1**	**0-0**	**---**	**0-0**	**---**	**0-0**	**---**	**0-0-0**	**0**	**0**	**0**	**0**	**0**	**0**
*** Seton Hall**	**5**	**0-0**	**---**	**0-0**	**---**	**0-0**	**---**	**0-1-1**	**1**	**0**	**2**	**0**	**0**	**0**
* at Villanova	0+	0-0	---	0-0	---	0-0	---	0-0-0	0	0	0	0	0	0
*** Georgetown**	**2**	**0-1**	**0.0**	**0-0**	**---**	**0-0**	**---**	**0-1-1**	**0**	**0**	**0**	**0**	**0**	**0**
*** St. John's**				**Did Not Play**										
* at DePaul				Did Not Play										
* at #5 Connecticut	2	0-0	---	0-0	---	0-0	---	0-0-0	0	1	0	0	0	0
*** Villanova**	**1**	**1-1**	**100.0**	**0-0**	**---**	**0-0**	**---**	**0-0-0**	**0**	**0**	**0**	**0**	**0**	**2**
$ vs. Georgetown				Did Not Play										
$ vs. Seton Hall	6	2-3	66.7	0-0	---	1-2	50.0	0-1-1	1	0	2	0	0	5
$ vs. #3 Connecticut	2	0-1	0.0	0-0	---	0-0	---	0-0-0	0	0	0	0	0	0
# vs. Illinois				Did Not Play										

Bold = Home Game
* = BIG EAST Conference game• = Game Started
@ = Emerald Coast Classic
$ = BIG EAST Tournament # = NCAA Tournament

Gentry's Career Highs

Minutes:
10 vs. #1 UCLA 12/20/24

Points:
5 vs. Seton Hall 3/9/25

Rebounds:
4 vs. #1 UCLA 12/20/24

Assists:
1 at #5 Connecticut 2/27/25

Steals:

Blocks:
1 (2x) last at Green Bay 12/14/24

Field Goals:
2 vs. Seton Hall 3/9/25

Field Goals Attempted:
3 (4x) last vs. Seton Hall 3/9/25

3-Point FG:

3-Point FG Attempted:
1 (2x) last at Xavier 12/4/24

Free Throws:
2 (2x) last vs. DePaul 1/18/25

Free Throws Attempted:
2 (3x) last vs. Seton Hall 3/9/25

#13
Allison Heathcock

6-1 • Sophomore

Guard

Edmond, Okla.

Edmond North HS

More About Allison

Full Name: Allison Beth Heathcock
Birthplace: Oklahoma City, Oklahoma
Parents: Erin and Bryan Heathcock
Siblings: Lauren and Jordyn
Major: Accounting/Finance

Favorite sport to watch? Basketball
Favorite Omaha restaurant? Jams
Favorite TV show? Vampire Diaries
If she didn't play basketball? Would have played soccer.
Pregame routine/superstition? Same hairstyle every game.
Started playing basketball? Five
Favorite meal? Steak & Mashed Potatoes

2024-25 (Freshman)

- Heathcock appeared in 30 games as a freshman, delivering 57 points and 36 rebounds.
- Allison made her collegiate debut at South Dakota State on Nov. 8.
- Heathcock delivered four points in eight minutes at No. 10 Kansas State on Nov. 14.
- Playing a career-high 17 minutes in the Bluejays' 91-63 win over Wichita State in the opening round of the Emerald Coast Classic on Nov. 25, Heathcock went 4-for-4 from the free throw line while grabbing four rebounds.
- Allison knocked down a pair of treys, scoring a career-high eight points in Creighton's 74-52 win at Green Bay on Dec. 14.
- Heathcock contributed four points and a pair of assists in 10 minutes at Providence on Jan. 4 in the Bluejays' 60-46 win.
- Equaling a season-high with three made field goals, Allison closed Creighton's 92-71 win over DePaul on Jan. 18 with seven points and three rebounds.
- Allison set a career-high with three assists in just five minutes of action during the Bluejays' 65-62 win over St. John's on Feb. 19.
- Allison was impressive with six points in five minutes against No. 5 Connecticut on Feb. 27.

Edmond North High School

- A four-year letterwinner, Heathcock was more than accustomed to winning as Edmond North went a combined 105-6 during her time with the Huskies.
- Allison was a two-time state champion, as well as the State Runner-Up during her senior season.
- Selected All-State by the Oklahoma Coaches Association as a senior, Heathcock was also an All-State selection by the Oklahoma Girls Basketball Coaches Association.
- She earned a spot on the State All-Tournament team from the *Daily Oklahoman* and *Tulsa World* and was the All-Metro Conference Offensive Player of the Year following the 2023-24 season.
- During her junior campaign, Allison earned *Tulsa World* State Tournament First Team honors and was a *Daily Oklahoman* All-State Honorable Mention selection.
- Equally impressive in the classroom, Heathcock was the Edmond North HS Valedictorian and a member of the National Honor Society from the fall of 2022 through the spring of 2024.

Personal

- Athletics runs deep in the Heathcock family as Allison's older sister, Lauren, played soccer for two years at Ouachita Baptist, while her mom, Erin, played basketball for two years at Southwestern Oklahoma State and Phillips.

Allison Heathcock's Career Statistics • All Games

Year	GP-GS	Min.-Avg.	FG-A	FG%	3FG-A	3FG%	FT-A	FT%	O-D-Reb.	Avg.	PF-FO	A	TO	BLK	ST	Pts.	Avg.
2024-25	30-0	182-6.1	20-56	35.7	7-30	23.3	10-14	71.4	5-31-36	1.2	25-0	10	12	4	6	57	1.9
Totals	**30-0**	**182-6.1**	**20-56**	**35.7**	**7-30**	**23.3**	**10-14**	**71.4**	**5-31-36**	**1.2**	**25-0**	**10**	**12**	**4**	**6**	**57**	**1.9**

Allison Heathcock

Heathcock's 2024-25 Game-by-Game Stats

Opponent	Min	FG	Pct	3FG	Pct	FT	Pct	O-D-R	F	A	T	B	S	Pts
at South Dakota State	1	0-0	---	0-0	---	0-0	---	0-0-0	0	0	0	0	0	0
Drake					**Did Not Play**									
at #10 Kansas State	8	2-5	40.0	0-2	0.0	0-0	---	0-2-2	1	0	0	0	0	4
#21 Nebraska	**3**	**0-0**	**---**	**0-0**	**---**	**0-0**	**---**	**0-1-1**	**0**	**0**	**0**	**0**	**0**	**0**
@ vs. Wichita State	17	0-2	0.0	0-2	0.0	4-4	100.0	1-3-4	2	1	1	1	1	4
@ vs. Syracuse	13	1-4	25.0	0-3	0.0	2-4	50.0	0-2-2	2	1	0	0	2	4
at Tulsa	11	1-4	25.0	0-1	0.0	0-0	---	0-2-2	0	0	1	0	0	2
* at Xavier	10	1-4	25.0	1-4	25.0	0-0	---	0-1-1	2	0	1	1	0	3
at Northern Iowa					Did Not Play									
at Green Bay	10	3-4	75.0	2-2	100.0	0-0	---	2-0-2	4	0	1	1	0	8
Wyoming	**9**	**1-1**	**100.0**	**0-0**	**---**	**0-0**	**---**	**0-1-1**	**0**	**0**	**0**	**1**	**0**	**2**
vs. #1 UCLA	9	0-3	0.0	0-2	0.0	0-0	---	0-1-1	2	0	2	0	2	0
* at St. John's	8	1-1	100.0	1-1	100.0	0-0	---	0-1-1	0	0	1	0	0	3
*** Butler**	**5**	**0-0**	**---**	**0-0**	**---**	**0-0**	**---**	**0-0-0**	**1**	**0**	**0**	**0**	**0**	**0**
* at Providence	10	1-4	25.0	0-1	0.0	2-3	66.7	0-2-2	2	2	2	0	0	4
*** Marquette**	**2**	**0-0**	**---**	**0-0**	**---**	**0-0**	**---**	**0-1-1**	**1**	**0**	**0**	**0**	**0**	**0**
* at Seton Hall	2	0-0	---	0-0	---	0-0	---	0-2-2	0	0	0	0	0	0
*** DePaul**	**10**	**3-6**	**50.0**	**1-3**	**33.3**	**0-0**	**---**	**0-3-3**	**1**	**0**	**0**	**0**	**0**	**7**
* at Butler	3	0-0	---	0-0	---	0-0	---	0-0-0	1	0	0	0	0	0
*** #6 Connecticut**	**2**	**0-0**	**---**	**0-0**	**---**	**0-0**	**---**	**0-0-0**	**0**	**0**	**1**	**0**	**0**	**0**
* at Georgetown	2	0-0	---	0-0	---	0-0	---	0-0-0	0	0	0	0	0	0
*** Providence**	**1**	**0-0**	**---**	**0-0**	**---**	**1-2**	**50.0**	**0-0-0**	**0**	**0**	**1**	**0**	**0**	**1**
*** Seton Hall**	**8**	**2-5**	**40.0**	**1-3**	**33.3**	**0-0**	**---**	**0-2-2**	**2**	**0**	**1**	**0**	**0**	**5**
* at Villanova	4	0-0	---	0-0	---	0-0	---	0-1-1	1	0	0	0	0	0
*** Georgetown**	**7**	**0-3**	**0.0**	**0-2**	**0.0**	**0-0**	**---**	**0-2-2**	**0**	**0**	**0**	**0**	**0**	**0**
*** St. John's**	**5**	**0-0**	**---**	**0-0**	**---**	**0-0**	**---**	**0-0-0**	**0**	**3**	**0**	**0**	**0**	**0**
* at DePaul	2	0-0	---	0-0	---	0-0	---	0-0-0	0	0	0	0	0	0
* at #5 Connecticut	5	2-3	66.7	1-1	100.0	1-1	100.0	0-0-0	0	0	0	0	0	6
*** Villanova**	**4**	**1-2**	**50.0**	**0-1**	**0.0**	**0-0**	**---**	**0-2-2**	**0**	**1**	**0**	**0**	**0**	**2**
$ vs. Georgetown					Did Not Play									
$ vs. Seton Hall	8	1-2	50.0	0-0	---	0-0	---	1-2-3	1	2	0	1	0	2
$ vs. #3 Connecticut	5	0-3	0.0	0-2	0.0	0-0	---	1-0-1	0	0	0	0	0	0
# vs. Illinois	1	0-0	---	0-0	---	0-0	---	0-0-0	2	0	0	0	0	0

Bold = Home Game
* = BIG EAST Conference game• = Game Started
@ = Emerald Coast Classic
$ = BIG EAST Tournament
# = NCAA Tournament

Heathcock's Career Highs

Minutes:		**Steals:**		**3-Point FG:**	
17 vs. Wichita State	11/25/24	2 (2x) last vs. #1 UCLA	12/20/24	2 at Green Bay	12/14/24
Points:		**Blocks:**		**3-Point FG Attempted:**	
8 at Green Bay	12/14/24	1 (4x) last vs. Wyoming	12/17/24	4 at Xavier	12/4/24
Rebounds:		**Field Goals:**		**Free Throws:**	
4 vs. Wichita State	11/25/24	3 (2x) last vs. DePaul	1/18/25	4 vs. Wichita State	11/25/24
Assists:		**Field Goals Attempted:**		**Free Throws Attempted:**	
3 vs. St. John's	2/19/25	6 vs. DePaul	1/18/25	4 (2x) last vs. Syracuse	11/26/24

#42
Grace Boffeli

6-1 • Grad Student

Forward

Eldridge, Iowa

North Scott HS/Northern Iowa

More About Grace

Full Name: Grace Boffeli
Birthplace: Davenport, Iowa
Parents: Kathy and Paul Boffeli
Siblings: Anna and Drew
Major: Elementary Education and English as a Second Language (ESL) endorsement

Favorite sport to watch? Football
Favorite Omaha restaurant? Blue Sushi
Favorite TV show? *Grey's Anatomy*
She started playing basketball? Six
Favorite meal? Chicken Alfredo
Favorite place she has traveled to? Hawaii

2024-25 (Senior at Northern Iowa):

- Grace earned Preseason All-MVC First Team Honors.
- Adept in the classroom, Boffeli collected MVC Board of Directors and Commissioners' Academic Excellence Awards.
- After playing and starting three games, she was sidelined due to a season-ending injury.
- She delivered a 10 point, 11 rebound double-double against UW-La Crosse (Nov. 5).

2023-24 (Junior at Northern Iowa):

- An All-MVC First Team selection, Grace closed the 2023-24 season with 384 points and 235 rebounds.
- Academically she earned CSC Academic All-District, MVC Board of Directors, MVC Commissioner's Academic Excellence Award, MVC Honor Roll and was named to the MVC Scholar-Athlete First Team.
- A two-time MVC Player of the Week (Nov. 20 and Feb. 13), Boffeli was the MVC Preseason Player of the Year.
- She appeared and started in 26 games averaging 25.4 minutes, 14.8 points, 9.0 rebounds and 1.7 assists per game.
- Grace notched 12 double-doubles, notching one against each MVC foe.
- She tied a career-high 11 field goals at Bradley (Jan. 27).

2022-23 (Sophomore at Northern Iowa):

- Delivering her best season as a Panther, Grace posted 531 points and 304 rebounds in 33 games.
- An All-MVC First Team selection, she also collected, MVC All-Tournament Team honors and a MVC Player of the Week (Jan. 2).
- Excelling in the classroom Grace earned MVC Scholar-Athlete First Team, CSC Academic All-District Team MVC Commissioner's Academic Excellence Award and Honor Roll.
- Boffeli led the Panthers in scoring (531), rebounds (303) and field goal percentage (55.3).
- She connected on 40.5 percentage from three-point range (15-37) and set career highs in points (26), field goals made (10), free throws made (10), blocks (3), and minutes (39).

2021-22 (Covid Freshman at Northern Iowa):

- Grace saw action in 34 games, including 26 starts in 2021-22.
- She earned All-MVC Honorable Mention, was an MVC All-Tournament Team selection and picked up one MVC Player of the Week award (Feb. 7).
- Her 291 points were third on the UNI roster, while the 301 rebounds ranked second-most in the MVC. She shot 52.2 percent from the field (126-241), ranking fifth in the MVC.
- Against Illinois State on Feb. 27 she notched 17 points, while Grace pulled down 19 rebounds against Idaho (Dec. 18) and was an MVC Commissioner's Academic Excellence Award recipient.

2020-21 (Freshman at Northern Iowa):

- In her first season at UNI Grace saw the court in 19 contests, ending the season with 37 points, 41 rebounds, and three assists
- She notched season highs at No. 25 South Dakota State (Dec. 23) including eight points and five rebounds.

High School:

- Boffeli was a two-time Mississippi Athletic Conference Player of the Year and a three-year All-State First Team All-State honoree.
- She finished her high school career second in Mississippi Athletic Conference history with 1,632 points and 975 rebounds.
- Grace helped lead North Scott to three state championships in 2017, 2019 and 2020.
- A two-time All-Tournament Team captain, she earned All-MAC First Team, *Quad-City Times* All-Metro Girls Basketball Player of the Year and All-Metro Team Captain recognition.
- She was third in Class 4A for scoring and rebounding in her junior year with 449 total points and 273 rebounds.
- Grace was even more dominant during the 2019 state tournament where she led the Lancers with 20.3 points and 9.3 rebounds per game.

Personal:

- Boffeli was a four-year honor roll student with a 3.8 GPA at UNI, graduating Summa Cum Laude with a BA in elementary education.
- Her father (Paul) played baseball at UNI from 1984-88.
- She volunteered with UNI to help feed the hungry and homeless in her community.

Grace Boffeli's Career Statistics (at Northern Iowa) • All Games

Year	GP-GS	Min.-Avg.	FG-A	FG%	3FG-A	3FG%	FT-A	FT%	O-D-Reb.	Avg.	PF-FO	A	TO	BLK	ST	Pts.	Avg.
2020-21	19-0	93-4.9	15-24	62.5	0-1	0.0	7-7	100.0	15-26-41	2.2	16-0	3	7	4	3	37	1.9
2021-22	34-26	727-21.4	111-217	51.2	2-18	11.1	67-94	71.3	94-207-301	8.9	86-1	38	49	15	28	291	8.6
2022-23	33-33	918-27.8	189-342	55.3	15-37	40.5	138-214	64.5	88-216-304	9.2	88-0	48	77	17	17	531	16.1
2023-24	26-26	660-25.4	150-313	47.9	8-29	27.6	76-118	64.4	66-169-235	9.0	74-1	43	65	12	13	384	14.8
2024-25	3-3	60-19.9	9-19	47.4	0-0	---	8-10	80.0	6-17-23	7.7	5-0	3	9	2	3	26	8.7
Totals	**115-88**	**2,457-21.4**	**474-915**	**51.8**	**25-85**	**29.4**	**296-443**	**66.8**	**269-635-904**	**7.9**	**269-2**	**135**	**207**	**50**	**64**	**1,269**	**11.0**

Boffeli's Game-by-Game Stats

Boffeli's 2020-21 Game-by-Game Stats (at Northern Iowa)

Opponent	Min	FG	Pct	3FG	Pct	FT	Pct	O-D-R	F	A	T	B	S	Pts.
#21 South Dakota State	**1**	**0-1**	---	**0-0**	---	**0-0**	---	**0-0-0**	**0**	**0**	**0**	**0**	**0**	**0**
at South Dakota State	8	2-4	50.0	0-1	---	4-4	100.0	2-3-5	1	0	1	0	0	8
*** Illinois State**	**1**	**0-1**	---	**0-0**	---	**0-0**	---	**0-1-1**	**0**	**0**	**0**	**0**	**0**	**0**
* at Valparaiso	2	0-0	---	0-0	---	0-0	---	0-0-0	0	0	0	0	0	0
*** Missouri State**	**1**	**1-1**	**100.0**	**0-0**	---	**0-0**	---	**0-1-1**	**1**	**0**	**0**	**0**	**0**	**2**
* at Indiana State	4	0-0	---	0-0	---	0-0	---	1-1-2	0	0	0	0	0	0
* at Indiana State	3	2-3	66.7	0-0	---	0-0	---	1-1-2	0	0	1	0	0	4
* at Drake	3	1-1	100.0	0-0	---	0-0	---	1-0-1	2	0	0	0	0	2
* at Bradley	1	0-0	---	0-0	---	0-0	---	1-0-1	0	0	0	0	0	0
*** Loyola Chicago**	**4**	**1-1**	**100.0**	**0-0**	---	**0-0**	---	**0-3-3**	**0**	**0**	**0**	**0**	**0**	**2**
*** Drake**	**6**	**0-0**	---	**0-0**	---	**0-0**	---	**0-1-1**	**0**	**0**	**1**	**0**	**0**	**0**
*** Evansville**	**9**	**1-1**	**100.0**	**0-0**	---	**0-0**	---	**0-4-4**	**2**	**0**	**0**	**1**	**0**	**2**
*** Evansville**	**5**	**0-0**	---	**0-0**	---	**2-2**	**100.0**	**1-2-3**	**2**	**0**	**1**	**0**	**1**	**2**
* at Southern Illinois	10	1-1	100.0	0-0	---	0-0	---	1-2-3	0	2	1	0	0	2
* at Southern Illinois	8	1-1	100.0	0-0	---	0-0	---	1-3-4	1	0	0	0	2	2
& vs. Dayton	11	2-3	66.7	0-0	---	1-1	100.0	3-1-4	3	0	1	0	0	5
& vs. Creighton	8	1-3	33.3	0-0	---	0-0	---	2-1-3	3	1	1	1	0	2
& vs. Saint Louis	2	0-0	---	0-0	---	0-0	---	0-0-0	0	0	0	0	0	0
& vs. Mississippi	8	2-3	66.7	0-0	---	0-0	---	1-2-3	1	0	0	2	0	4

Bold = Home Game
* = Missouri Valley Conference Game
$ = Missouri Valley Tournament
& = WNIT Game
• = Game Started
! = NCAA Tournament

Boffeli's 2021-22 Game-by-Game Stats (at Northern Iowa)

Opponent	Min	FG	Pct	3FG	Pct	FT	Pct	O-D-R	F	A	T	B	S	Pts
at Saint Louis	13	4-5	80.0	0-0	---	0-0	---	3-3-6	2	2	2	1	0	8
#9 Iowa	**17**	**0-2**	**0.0**	**0-1**	---	**4-4**	**100.0**	**3-3-6**	**4**	**1**	**4**	**0**	**0**	**4**
at North Dakota State	22	1-1	100.0	0-0	---	4-6	66.7	2-6-8	2	2	0	0	0	6
Wichita State	**18**	**3-4**	**75.0**	**0-0**	---	**1-5**	**20.0**	**2-6-8**	**2**	**0**	**3**	**1**	**1**	**7**
at Creighton	13	0-7	0.0	0-0	---	1-2	50.0	6-5-11	2	0	0	0	0	1
at St. Thomas	17	4-6	66.7	0-0	---	0-1	---	1-8-9	2	1	0	0	0	8
South Dakota State	**8**	**1-3**	**33.3**	**0-0**	---	**1-1**	**100.0**	**2-2-4**	**3**	**0**	**1**	**0**	**2**	**3**
*** Graceland**	13	4-5	80.0	0-0	---	2-2	100.0	0-3-3	2	1	0	0	0	**10**
* at #15 Iowa State •	23	5-11	45.5	0-3	---	0-0	---	3-5-8	4	1	1	1	1	10
^ vs. Idaho •	**32**	**2-5**	**40.0**	**0-1**	---	**5-6**	**83.3**	**5-14-19**	**3**	**1**	**3**	**0**	**0**	**9**
^ vs. Oregon State•	**29**	**3-6**	**50.0**	**0-1**	---	**2-4**	**50.0**	**1-4-5**	**0**	**0**	**1**	**0**	**1**	**8**
* at Valparaiso•	**33**	**6-12**	**50.0**	**0-1**	---	**1-1**	**100.0**	**7-5-12**	**1**	**1**	**3**	**0**	**2**	**13**
* at Loyola Chicago •	**28**	**4-6**	**66.7**	**0-1**	---	**0-1**	---	**1-8-9**	**4**	**0**	**4**	**0**	**0**	**8**
*** Missouri State•**	**28**	**4-8**	**50.0**	**1-2**	**50.0**	**2-2**	**100.0**	**3-11-14**	**4**	**4**	**2**	**0**	**0**	**11**
*** Southern Illinois •**	**22**	**2-6**	**33.3**	**0-0**	---	**2-2**	**100.0**	**3-2-5**	**2**	**2**	**0**	**1**	**0**	**6**
* at Drake•	**24**	**1-2**	**50.0**	**0-0**	---	**0-0**	---	**1-9-10**	**5**	**1**	**1**	**0**	**0**	**2**
* at Illinois State•	22	4-6	66.7	1-1	100.0	2-3	66.7	2-2-4	3	1	2	1	3	11
* at Bradley•	19	6-9	66.7	0-1	---	2-3	66.7	2-8-10	1	2	1	0	1	14
*** Indiana State •**	**20**	**4-7**	**57.1**	**0-0**	---	**3-4**	**75.0**	**3-8-11**	**0**	**1**	**0**	**1**	**2**	**11**
*** Loyola Chicago•**	**28**	**3-8**	**37.5**	**0-1**	---	**2-2**	**100.0**	**2-16-18**	**1**	**3**	**2**	**2**	**1**	**8**
*** Valparaiso •**	**26**	**6-9**	**66.7**	**0-0**	---	**1-1**	**100.0**	**5-9-14**	**0**	**0**	**1**	**0**	**1**	**13**
*** Evansville •**	**17**	**3-7**	**42.9**	**0-0**	---	**1-2**	**50.0**	**3-7-10**	**2**	**2**	**1**	**2**	**2**	**7**
* at Southern Illinois•	21	3-5	60.0	0-1	---	0-0	---	2-2-4	4	1	3	0	0	6
* at Missouri State •	**18**	**3-7**	**42.9**	**0-1**	---	**2-5**	**40.0**	**1-3-4**	**3**	**0**	**1**	**1**	**0**	**8**
*** Drake •**	**29**	**2-4**	**50.0**	**0-0**	---	**3-5**	**60.0**	**5-5-10**	**2**	**1**	**3**	**1**	**2**	**7**
*** Bradley •**	**15**	**3-3**	**100.0**	**0-0**	---	**4-4**	**100.0**	**1-7-8**	**2**	**0**	**0**	**0**	**1**	**10**
*** Illinois State •**	**27**	**5-9**	**55.6**	**0-1**	---	**7-7**	**100.0**	**4-7-11**	**4**	**1**	**3**	**0**	**3**	**17**
* at Indiana State•	**22**	**4-7**	**57.1**	**0-0**	---	**4-6**	**66.7**	**3-8-11**	**4**	**0**	**1**	**0**	**0**	**12**
* at Evansville•	**12**	**3-8**	**37.5**	**0-0**	---	**1-1**	**100.0**	**1-3-4**	**3**	**2**	**0**	**0**	**0**	**7**
$ vs. Valparaiso•	**23**	**3-5**	**60.0**	**0-0**	---	**4-5**	**80.0**	**7-7-14**	**2**	**0**	**0**	**0**	**2**	**10**
$ vs. Missouri State •	**27**	**5-9**	**55.6**	**0-0**	---	**4-6**	**66.7**	**2-7-9**	**3**	**1**	**1**	**2**	**1**	**14**
$ vs Illinois State•	**15**	**2-7**	**28.6**	**0-1**	---	**0-0**	---	**0-4-4**	**4**	**0**	**2**	**0**	**0**	**4**
& Kansas City•	**19**	**4-6**	**66.7**	**0-0**	---	**0-1**	---	**1-4-5**	**3**	**3**	**0**	**0**	**0**	**8**
& at Drake•	29	4-12	33.3	0-1	---	2-2	100.0	7-6-13	3	3	3	1	2	10

Bold = Home Game
* = Missouri Valley Conference Game
$ = Missouri Valley Tournament
& = WNIT Game
• = Game Started
! = NCAA Tournament
^= Maui Classic

Boffeli's 2022-23 Game-by-Game Stats (at Northern Iowa)

Opponent	Min	FG	Pct	3FG	Pct	FT	Pct	O-D-R	F	A	T	B	S	Pts
St. Thomas •	**27**	**7-12**	**58.3**	**2-3**	**66.7**	**3-11**	**27.3**	**4-6-10**	**4**	**1**	**2**	**1**	**0**	**19**
Saint Louis •	**29**	**4-6**	**66.7**	**0-1**	---	**4-6**	**66.7**	**5-7-12**	**3**	**5**	**5**	**1**	**0**	**12**
#7 Iowa State •	**31**	**9-11**	**81.8**	**0-0**	---	**8-13**	**61.5**	**2-5-7**	**2**	**0**	**3**	**0**	**0**	**26**
#20 Creighton •	**22**	**3-9**	**33.3**	**0-1**	---	**3-3**	**100.0**	**1-4-5**	**2**	**0**	**2**	**0**	**0**	**9**
^ vs. Tulane•	24	6-11	54.5	1-3	33.3	1-2	50.0	2-6-8	3	3	2	0	0	14
^ vs. Vanderbilt •	32	6-11	54.5	0-0	---	3-9	33.3	2-9-11	4	0	2	0	1	15
at South Dakota State •	24	5-8	62.5	1-1	100.0	4-7	57.1	1-3-4	3	0	0	1	0	15
North Dakota State •	**29**	**6-10**	**60.0**	**0-0**	---	**5-10**	**50.0**	**4-4-8**	**2**	**0**	**2**	**0**	**1**	**17**
at #12 Iowa •	27	6-11	54.5	0-1	---	4-4	100.0	3-4-7	4	2	3	1	1	16
* at Bradley •	21	7-11	63.6	0-0	---	3-3	100.0	1-6-7	3	2	1	0	0	17
* at Illinois State •	27	8-11	72.7	1-1	100.0	8-10	80.0	2-10-12	2	0	4	1	0	25
*** Murray State •**	**26**	**10-16**	**62.5**	**0-1**	---	**1-1**	**100.0**	**4-10-14**	**2**	**2**	**2**	**0**	**0**	**21**
*** Belmont •**	**25**	**3-9**	**33.3**	**0-1**	---	**3-5**	**60.0**	**1-4-5**	**4**	**0**	**5**	**0**	**2**	**9**
* at Drake •	25	5-14	35.7	0-1	---	1-4	25.0	3-8-11	4	1	1	2	2	11
* at Evansville •	31	7-16	43.8	0-1	---	3-6	50.0	3-7-10	3	2	2	0	1	17
*** Valparaiso•**	**18**	**5-10**	**50.0**	**2-4**	**50.0**	**6-7**	**85.7**	**0-6-6**	**1**	**2**	**0**	**0**	**1**	**18**
*** UIC •**	**21**	**3-7**	**42.9**	**0-1**	---	**1-1**	**100.0**	**1-7-8**	**1**	**0**	**0**	**0**	**0**	**7**
* at Missouri State•	32	6-12	50.0	0-0	---	1-2	50.0	0-7-7	4	1	5	0	3	13
* at Southern Illinois•	34	7-13	53.8	0-1	---	10-14	71.4	5-5-10	3	5	3	1	0	24
*** Drake •**	**35**	**2-8**	**25.0**	**0-1**	---	**1-4**	**25.0**	**6-5-11**	**2**	**2**	**4**	**2**	**0**	**5**
*** Indiana State•**	**17**	**8-11**	**72.7**	**1-1**	**100.0**	**6-10**	**60.0**	**3-5-8**	**1**	**2**	**0**	**0**	**0**	**23**
* at UIC•	33	7-12	58.3	0-1	---	6-9	66.7	3-6-9	3	0	3	1	0	20
* at Valparaiso •	19	4-7	57.1	1-1	100.0	6-7	85.7	2-9-11	3	0	3	0	0	15
*** Illinois State •**	**33**	**3-6**	**50.0**	**2-3**	**66.7**	**8-10**	**80.0**	**5-5-10**	**2**	**1**	**3**	**0**	**0**	**16**
*** Bradley•**	**24**	**6-10**	**60.0**	**0-0**	---	**5-8**	**62.5**	**1-6-7**	**2**	**5**	**0**	**0**	**0**	**17**
* at Belmont •	35	9-13	69.2	0-0	---	1-2	50.0	4-7-11	2	2	5	0	1	19
* at Murray State	27	6-11	54.5	0-2	---	6-6	100.0	2-9-11	3	0	3	1	2	18
*** Southern Illinois •**	**32**	**7-13**	**53.8**	**0-0**	---	**7-10**	**70.0**	**5-6-11**	**3**	**3**	**0**	**1**	**1**	**21**
*** Missouri State •**	**25**	**3-7**	**42.9**	**0-1**	---	**6-7**	**85.7**	**2-6-8**	**3**	**3**	**3**	**0**	**0**	**12**
$ vs. UIC •	35	10-15	66.7	1-1	100.0	2-3	66.7	4-4-8	3	2	4	3	0	23
$ vs. Belmont •	39	3-7	42.9	1-1	100.0	4-9	44.4	4-9-13	2	0	3	1	0	11
& Coloardo State •	**31**	**3-5**	**60.0**	**2-3**	**66.7**	**8-10**	**80.0**	**1-14-15**	**1**	**1**	**0**	**0**	**0**	**16**
& at Nebraska	26	5-9	55.6	0-1	---	0-1	---	2-7-9	4	1	2	0	1	10

Bold = Home Game
* = Missouri Valley Conference Game
$ = Missouri Valley Tournament
& = WNIT Game
• = Game Started
! = NCAA Tournament
^=Cancun Challenge

Boffeli's 2023-24 Game-by-Game Stats (at Northern Iowa)

Opponent	Min	FG	Pct	3FG	Pct	FT	Pct	O-D-R	F	A	T	B	S	Pts
Green Bay •	**27**	**4-12**	**33.3**	**1-4**	**25.0**	**5-6**	**83.3**	**3-7-10**	**3**	**2**	**2**	**0**	**0**	**14**
#3 Iowa •	**18**	**4-8**	**50.0**	**0-1**	---	**3-7**	**42.9**	**3-3-6**	**3**	**1**	**2**	**0**	**0**	**11**
at Ball State •	35	11-17	64.7	1-3	33.3	1-6	16.7	0-8-8	3	4	3	1	1	24
^ vs. Syracuse •	29	2-12	16.7	0-2	---	4-6	66.7	3-6-9	3	2	3	1	0	8
^ vs. Vanderbilt •	34	9-13	69.2	0-1	---	7-10	70.0	0-6-6	4	2	2	2	2	25
at South Dakota •	3	0-1	---	0-0	---	0-0	---	0-0-0	0	0	0	0	0	0
* at Valparaiso •	18	4-8	50.0	0-0	---	8-10	80.0	0-7-7	4	1	2	0	1	16
*** Murray State •**	**30**	**4-13**	**30.8**	**0-2**	---	**2-3**	**66.7**	**3-10-13**	**3**	**0**	**2**	**2**	**1**	**10**
*** Belmont •**	**29**	**5-14**	**35.7**	**1-1**	**100.0**	**4-5**	**80.0**	**5-5-10**	**0**	**2**	**0**	**0**	**0**	**15**
* at Illinois State •	27	8-18	44.4	1-3	33.3	3-4	75.0	4-6-10	3	1	3	1	0	20
* at Bradley •	22	11-14	78.6	1-1	100.0	1-2	50.0	1-8-9	1	1	3	0	0	24
* at UIC •	15	6-10	60.0	0-1	---	1-2	50.0	2-6-8	3	1	1	0	0	13
*** Drake •**	**31**	**8-20**	**40.0**	**0-3**	---	**1-2**	**50.0**	**4-5-9**	**2**	**2**	**1**	**0**	**0**	**17**
*** Illinois State •**	**28**	**8-12**	**66.7**	**1-1**	**100.0**	**0-1**	---	**0-13-13**	**3**	**2**	**3**	**0**	**0**	**17**
*** Bradley •**	**20**	**9-11**	**81.8**	**1-1**	**100.0**	**3-6**	**50.0**	**3-7-10**	**2**	**3**	**4**	**0**	**1**	**22**
* at Belmont •	27	5-10	50.0	0-1	---	3-4	75.0	4-5-9	2	0	1	0	0	13
* at Murray State •	28	8-13	61.5	0-1	---	5-7	71.4	1-6-7	4	2	0	0	0	21
*** Southern illinois •**	**23**	**6-12**	**50.0**	**0-0**	---	**2-2**	**100.0**	**5-5-10**	**3**	**1**	**2**	**1**	**1**	**14**
* at Drake •	30	6-17	35.3	0-1	---	0-1	---	1-6-7	5	5	2	1	2	12
*** Valparaiso •**	**22**	**7-11**	**63.6**	**0-0**	---	**5-7**	**71.4**	**1-10-11**	**2**	**0**	**4**	**0**	**1**	**19**
*** UIC •**	**28**	**5-18**	**27.8**	**0-0**	---	**5-6**	**83.3**	**5-5-10**	**4**	**1**	**6**	**0**	**1**	**15**
* at Indiana State •	23	3-11	27.3	0-0	---	4-5	80.0	3-8-11	3	1	3	0	0	10
* at Evansville •	26	3-9	33.3	1-1	100.0	4-8	50.0	3-8-11	3	4	4	1	0	11
$ vs. Illinois State •	30	4-10	40.0	0-1	---	0-2	---	5-6-11	4	3	5	1	0	8
$ vs. Drake •	31	6-14	42.9	0-0	---	4-4	100.0	4-9-13	3	0	3	1	2	16
& at Saint Louis •	26	4-5	80.0	0-0	---	1-2	50.0	3-4-7	4	2	4	0	0	9

Bold = Home Game
* = Missouri Valley Conference Game
$ = Missouri Valley Tournament
& = WNIT Game
• = Game Started
! = NCAA Tournament
^= South Point Thanksgiving Shootout

Boffeli's 2024-25 Game-by-Game Stats (at Northern Iowa)

Opponent	Min	FG	Pct	3FG	Pct	FT	Pct	O-D-R	F	A	T	B	S	Pts
Wisconsin La Crosse •	**17**	**4-6**	**66.7**	**0-0**	---	2-4	50.0	4-7-11	1	3	2	0	0	10
at Green Bay •	31	5-10	50.0	0-0	---	6-6	100.0	2-6-8	3	0	5	1	3	16
Ball State •	**11**	**0-3**	---	0-0	---	0-0	---	0-4-4	1	0	2	1	0	0

#22
Avery Cooper

6-1 • Freshman

Forward

Lake Zurich, Ill.

Lake Zurich HS

More About Avery
Full Name: Avery Rose Cooper
Birthplace: Arlington Heights, Ill.
Parents: Kathleen and Dylan Cooper
Siblings: Kelsey, Benjamin and Mikaela
Major: Nursing

Favorite Omaha restaurant? Let It Fly
Favorite meal? Porkchops & Mashed Potatoes
Favorite pro basketball team? Chicago Sky
Started playing basketball? Five
Favorite dessert? Pizookie
Favorite place she has traveled to? Hawaii
Pregame routine/superstition? Pregame nap

Lake Zurich High School

- Cooper was a multi-sport athlete and claimed six varsity letters over the duration of the four years at Lake Zurich High School in basketball (four) and track (two).
- Playing in a total of 122 games over her four years, Avery was a three-time all-conference selection, collecting All-North Suburban Conference First Team in her final two seasons and All-NSC Honorable Mention following her sophomore year.
- Leading the Bears to a 88-42 record over four years, Cooper's team was a four-time regional champion.
- A three-time *Daily Herald* All-Area honoree, Cooper had a total of 214 rebounds as well as averaging 8.3 points per game and made 78.7 percent for free throws during the 32 games of her senior year.
- She collected 75 assists, 27 blocks and 49 steals in her senior season, helping Lake Zurich to a 24-8 record.
- Avery's senior year of play led her to obtain Second Team All-State, Lake Zurich team MVP and NSC All-Academic team accolades.
- Her 3.93 grade point average led her to receiving High Honor Roll for all semesters that she attended Lake Zurich High School.

#9
Tara Dacic

6-2 • Freshman

Forward

Belgrade, Serbia

Archbishop Riordan HS

More About Tara
Full Name: Tara Dacic
Birthplace: Belgrade, Serbia
Parents: Sanja and Senad Dacic
Major: Undeclared

Favorite Omaha restaurant? Let It Fly
Favorite meal? Cevapi or Burek
Favorite pro basketball team? Denver Nuggets
Started playing basketball? Eight
Favorite dessert? Crepes
Favorite place she has traveled to? Portugal
Favorite TV show? *Friends*
Pregame routine? Left sock on first

International Play

- Dacic has represented Serbia across multiple youth levels, highlighted by a second place finish at the 2025 FIBA U20 Women's EuroBasket Division B and a bronze medal at the 2024 FIBA U18 Women's EuroBasket.
- She also helped the team to a fourth place finish at the 2023 U18 European Championship and gained early international experience at the 2021 U16 Women's European Challengers.

Archbishop Riordan High School

- Playing her first three years of high school basketball in Serbia, Tara transferred her senior year to play at Archbishop Riordan High School in San Francisco, California.
- The team went 19-9 when she led the team in the role of captain and at the conclusion of the season she earned Archbishop Riordan High School Winter Sports Female Athlete of the Year.
- Tara was also awarded San Francisco Regional Player of the Year from the *San Francisco Chronicle* due to her play in the 2024-25 season in which she averaged 12.9 points and 9.5 rebounds per game.
- She holds the record for the most points scored per game at Archbishop Riordan with 25 points in a single game.
- Tara was selected to be a part of the First Team All-West Catholic Athletic League as well as being selected as the MVP of the Sabrina Ionescu Tournament.

#23
Neleigh Gessert

6-0 • Freshman

Guard

Omaha, Neb.

Millard West HS

More About Neleigh
Full Name: Neleigh Grace Gessert
Birthplace: Omaha, Neb.
Parents: Cindy and Darrin Gessert
Siblings: Norah, Olivia and Skyler
Major: Business

Favorite Omaha restaurant? J. Gilbert's
Favorite meal? Steak
Favorite pro basketball team? Golden State Warriors
Started playing basketball? Five
Favorite dessert? Ice Cream
Favorite place she has traveled to? Bahamas

Millard West High School

- Neleigh was ranked No. 84 on *ESPN HoopGurlz Basketball Prospects*, playing 104 games at Millard West High School.
- She holds the record at Millard West for points in a season with 520 as a junior and for her career with 1,542 total points.
- She also holds the record for the most blocks in a season with 54 (junior season) and most in a career with 152 total blocks.
- Earning Nebraska Gatorade Player of the Year her senior year, Neleigh averaged 17.6 points per game, 2.6 steals and 5.6 rebounds per game.
- She was a two-time *Lincoln Journal Star* First Team Super State selection and the Metro Conference All-Tournament team MVP.
- In her senior year, she also was awarded *MaxPreps* Player of the Year, was a McDonald's All American nominee and All-Nebraska First Team selection by the *Omaha World-Herald*, the *NebPreps* Class A Player of the Year and was selected to play in the Nebraska Coaches Association All-Star Game.
- Both Neleigh and her twin sister, Norah, were All-Metro Conference First Team and were selected to be honorary co-captains.
- Neleigh and Norah guided Millard West HS to back-to-back Nebraska State Championships in 2024 and 2025, earning consecutive All-Tournament First Team honors.
- Gessert was named the Millard West Female athlete of the year and Millard West performer of the year following the 2024-25 academic year.
- Over her final two seasons with the Wildcats, Millard West went 55-2.

#30
Norah Gessert

6-0 • Freshman

Guard

Omaha, Neb.

Millard West HS

More About Norah
Full Name: Norah Rose Gessert
Birthplace: Omaha, Neb.
Parents: Cindy and Darrin Gessert
Siblings: Neleigh, Olivia and Skyler
Major: Business

Favorite Omaha restaurant? J. Gilbert's & Firebirds
Favorite meal? Steak
Pregame routine/superstition? Strawberry Gatorade before every game
Started playing basketball? Five
Favorite dessert? Cheesecake
Favorite place she has traveled to is? Bahamas

Millard West High School

- Norah was ranked No. 89 on *ESPN HoopGurlz Basketball Prospects* and holds the record for the most career assists with 399 and the most assists in a single season with 163 as a senior for Millard West High School.
- Norah closed her high school career with 134 rebounds, 163 total assists, 18 blocks, and 313 total points during the 2024-25 season.
- Gessert collected All-Nebraska First Team honors from the *Omaha World-Herald* as a senior.
- She was also a McDonald's All-American nominee, a *Lincoln Journal Star* First Team Super State as a senior and was a two-time State Tournament First Team.
- Both Norah and her twin sister, Neleigh, were All-Metro Conference First Team and selected to be an honorary co-captains.
- Norah and Neleigh guided Millard West to back-to-back Nebraska state championships in 2024 and 2025.
- Over her final two seasons with the Wildcats, Millard West went 55-2.

#1
Kendall McGee

5-10 • Freshman

Guard

Brooklyn Park, Minn.

Benilde St. Margaret's HS

More About Kendall
Full Name: Kendall Justice McGee
Birthplace: Minneapolis, Minn.
Parents: LaReisha and Jason McGee
Siblings: AJ and Jaekwon
Major: Exercise Science

Favorite Omaha restaurant? Let It Fly
Favorite meal? Spicy Vodka Pasta
Favorite pro basketball team? Golden State Warriors
Started playing basketball? Five
Favorite dessert? Chocolate Cake
Favorite place she has traveled? California

Benilde St. Margaret's High School

- Kendall is a three-time varsity letter-winner for her excellent play as a member of the women's basketball team at Benilde St. Margaret's High School.
- Her high school team were three-time state champions during her sophomore (26-6), junior (28-5) and senior (26-6) years and she served as team captain during her junior and senior year.
- The three-time all conference player is a record holder at Benilde St. Margaret's High School for career assists with 439 assists over her three years of play at the school.
- McGee was selected as an all-state team player twice, during her sophomore and senior year, and all-state tournament team player as well as Minnesota Miss Basketball finalist during her senior year.
- After not playing her junior year, she came back her senior year to put up numbers that averaged 12.1 points per game, 5.7 rebounds per game, 4.8 assists per game and two steals per game.
- Having a 4.0 grade point average in high school, Kendall graduated with the recognition of *summa cum laude,* Highest Honor Roll in every semester, as well as the Scholar/Athlete Award her senior year.

#24
Ava Zediker

5-10 • Freshman

Guard

Des Moines, Iowa

Dowling Catholic HS

More About Ava
Full Name: Ava Marie Zediker
Birthplace: Des Moines, Iowa
Parents: Rachel and Andy Zediker
Sibling: Quinn
Major: Marketing

Favorite Omaha restaurant? Let It Fly
Favorite meal? Steak
Favorite pro basketball team? Indiana Pacers
Started playing basketball? Five
Favorite dessert? Ice Cream
Favorite TV show? *Chicago Fire*
Favorite place she has traveled to? Key West

Dowling Catholic High School

- With Ava's team being four-time state qualifiers, she led them as team captain her junior and senior years and in both of those years they went to the state finals.
- Zediker's play during her four years allowed her to be selected as First Team All-Conference all four years she was in high school as well as IBCA All-Region Team and IBCA All-District Team.
- She started every game her sophomore, junior and senior year and in her junior year she passed 1,000 points for her career and in her senior year she hit another milestone by making her 200th career three pointer.
- With numbers such as 75.2 percent free throw average, 107 total rebounds and averaging 12 points per game during her senior year, Ava was selected as No. 70 on the Class of 2025 ESPN SportsCenter Next 100 list.
- Being one of the top players in Iowa, she was selected IGCA First Team All-State three times, IPSWA First Team All-State three times, IBCA 5A Player of the Year twice, *Des Moines Register* First Team All-State twice, and *Des Moines Register* Elite All-State Team once.
- Ava was also selected to play in the 2025 IBCA All-Star Game.
- Zediker comes from an athletic family as her father played basketball in college and her grandfather played basketball, football and baseball at Buena Vista.
- All four years of high school, Ava was selected for the CIML Conference All-American Team for her academic excellence.

2025-26 Opponents

Non-Conference Opponent Information

Team	Gameday - Time	Head Coach (Year at School)/2024-25	WBB Twitter
South Dakota State Jackrabbits	**Monday, November 3 - 6:00 pm** SID: Megan Glover	Aaron Johnston (25th)/30-4 Series History: Creighton leads 11-6	@GoJacksWBB
Drake Bulldogs	Sunday, November 9 - 2:00 pm SID: Dave Shindelar	Allison Pohlman (5th)/22-12 Series History: Drake leads 43-30	@DrakeWBB
Nebraska Huskers	Wednesday, November 12 - 8:00 pm SID: Jeff Griesch	Amy Williams (10th)/21-12 Series History: Nebraska leads 31-19	@HuskersWBB
Northern Iowa Panthers	**Thursday, November 20 - 6:00 pm** SID: Joshua Dinkelman	Tanya Warren (19th)/17-17 Series History: Creighton leads 43-20	@UNIWBB
UNLV Rebels	Wednesday, November 26 - 2:00 pm SID: Kaitlyn Amaral	Lindy La Rocque (5th)/26-8 Series History: Series tied 3-3	@UNLVLadyRebels
Northern Arizona Lumberjacks	Friday, November 28 - 2:00 pm SID: Maxwell Nagle	Laura Dinkins (1st)/27-8 Series History: Creighton leads 3-1	@NAUWomensHoops
Tulsa Golden Hurricane	**Sunday, December 7 - 1:00 pm** SID: Zach Carattini	Angie Nelp (5th)/17-15 Series History: Creighton leads 5-0	@TulsaWBB
Kansas State Wildcats	**Sunday, December 14 - 2:30 pm** SID: Randy Peterson	Jeff Mittie (34th)/28-8 Series History: Kansas State leads 16-5	@KStateWBB
Omaha Mavericks	Wednesday, December 17 - 6:30 pm SID: Hannah Mitchell	Jamie Carey (1st)/14-18 Series History: Creighton leads 17-15	@OmahaWBB
BIG EAST Tournament	March 6-9, 2026	History: 13-12 at the BIG EAST Tournament	

Home games in bold

BIG EAST Opponent Information

Team	Gameday/Time	Head Coach (Year at School)/2024-25	WBB Twitter
St. John's Red Storm	Thursday, December 4 - 6:00 pm **Wednesday, January 28 - 6:00 pm** SID: Kyler Fox	Joe Tartamella (14th)/16-15 Series History: Creighton leads 16-13	@StJohnsWBB
DePaul Blue Demons	**Saturday, December 20 - 1:00 pm** Sunday, January 25 - 2:00 pm SID: Paul Stromberg	Jill M. Pizzotti (2nd)/13-19 Series History: DePaul leads 16-12	@DePaulWBBHoops
Seton Hall Pirates	**Monday, December 22 - 3:00 pm** Sunday, February 1 - 2:00 pm SID: Matt Sweeney	Tony Bozzella (13th)/23-10 Series History: Creighton leads 23-6	@SHUWBB
Georgetown Hoyas	Sunday, December 28 - 5:00 pm **Wednesday, February 4 - 6:00 pm** SID: Barbara Barnes	Darnell Haney (3rd)/12-19 Series History: Creighton leads 21-5	@GeorgetownWBB
Villanova Wildcats	Thursday, January 1 - 11:00 am **Sunday, February 15 - 4:00 pm** SID: Dean Kenefick	Denise Dillon (6th)/21-15 Series History: Creighton leads 15-10	@NovaWBasketball
Butler Bulldogs	**Sunday, January 4 - 1:00 pm** Wednesday, February 18 - 6:00 pm SID: John Flannery	Austin Parkinson (4th)/16-18 Series History: Creighton leads 18-8	@ButlerUWBB
Marquette Golden Eagles	Thursday, January 8 - 7:00 pm **Sunday, February 8 - 12:00 pm** SID: Josh Mitchell	Cara Consuegra (2nd)/21-11 Series History: Creighton leads 19-14	@MarquetteWBB
Connecticut Huskies	**Sunday, January 11 - 1:00 pm** Thursday, February 11 - 6:00 pm SID: Anna LeBonte	Geno Auriemma (41st)/37-3 Series History: Connecticut leads 12-0	@UConnWBB
Providence Friars	Saturday, January 17 - 12:00 pm **Thursday, February 26 - 8:00 pm** SID: Jen Rynearson	Erin Batth (3rd)/13-19 Series History: Creighton leads 20-4	@ProvidenceWBB
Xavier Musketeers	**Tuesday, January 20 - 6:00 pm** Sunday, March 1 - 12:00 pm SID: Greg Lautzenheiser	Billi Chambers (3rd)/7-24 Series History: Creighton leads 20-2	@XavierWBB

Home games in bold

Butler

Connecticut

Creighton

DePaul

Georgetown

Marquette

Providence

Seton Hall

St. John's

Villanova

Xavier

2024-25 Standings

	BIG EAST		Overall	
	W-L	Pct.	W-L	Pct.
& Connecticut	18-0	1.000	37-3	.925
& Creighton	**16-2**	**.889**	**26-7**	**.788**
^ Seton Hall	13-5	.722	23-10	.697
^ Marquette	12-6	.667	21-11	.656
^ Villanova	11-7	.611	21-15	.583
DePaul	8-10	.444	13-19	.406
Providence	6-12	.333	13-19	.406
St. John's	5-13	.278	16-15	.516
Butler	5-13	.278	16-18	.471
Georgetown	4-14	.222	12-19	.387
Xavier	1-17	.056	7-24	.226

& = NCAA Tournament ^ = WBIT

NCAA Tournament Results

First Round:
Illinois 66, ***#23 Creighton 57***
#3 Connecticut 103, Arkansas State 34

Second Round:
#3 Connecticut 91, South Dakota State 57

Sweet 16:
#3 Connecticut 82, #11 Oklahoma 59

Elite Eight:
#3 Connecticut 78, #4 USC 64

Final Four:
#3 Connecticut 85, #1 UCLA 51

National Championship:
#3 Connecticut 82, #2 South Carolina 59

2024-25 Awards

BIG EAST Player of the Year
Paige Bueckers, Connecticut, R-Sr., G

BIG EAST Freshman of the Year
Sarah Strong, Connecticut, Fr., F

BIG EAST Co-Coaches of the Year
Geno Auriemma, Connecticut
Cara Consuegra, Marquette

BIG EAST Defensive Player of the Year
Lashae Dwyer, St. John's, Sr., F

BIG EAST Most Improved Player
Jorie Allen, DePaul, Grad., F

BIG EAST Sixth-Woman Award
Ashlynn Shade, Connecticut, So., G

BIG EAST Co-Sportsmanship Award
Molly Mogensen, Creighton, Grad., F
Kelsey Ransom, Georgetown, Grad., G

All-BIG EAST First Team ^
Paige Bueckers, Connecticut, R-Sr., G*
Azzi Fudd, Connecticut, Grad., G
Sarah Strong, Connecticut, Fr., F*
Lauren Jensen, Creighton, Sr., G*
Morgan Maly, Creighton, Sr., G/F*
Jorie Allen, DePaul, Grad., F
Kelsey Ransom, Georgetown, Grad., G
Skylar Forbes, Marquette, So., F
Jada Eads, Seton Hall, Fr., G
Faith Masonius, Seton Hall, Grad., F
Jasmine Bascoe, Villanova, Fr., G

All-BIG EAST Second Team
Kilyn McGuff, Butler, Sr., G
Lee Volker, Marquette, Sr., G
Grace Efosa, Providence, Grad., G
Lashae Dwyer, St. John's, Sr., G
Maddie Webber, Villanova, So., G

All-BIG EAST Honorable Mention
Molly Mogensen, Creighton, Grad., G
Taylor Johnson-Matthews, DePaul, Jr., G
Ariel Jenkins, Georgetown, Sr., C
Olivia Olsen, Providence, Sr., F

BIG EAST All-Freshman Team
Sarah Strong, Connecticut, Fr., F*
Khadee Hession, Georgetown, Fr., G
Jada Eads, Seton Hall, Fr., G*
Jasmine Bascoe, Villanova, Fr., G*
Meri Kanerva, Xavier, Fr., G

*Unanimous selection
^ Voting Tie led to 11th Player

2024-25 Preseason Poll

1.	Connecticut (10)	100
2.	**Creighton (1)**	**91**
3.	Providence	71
4.	St. John's	67
5.	Georgetown	66
6.	Villanova	56
7.	Seton Hall	51
8.	Butler	46
9.	DePaul	24
10.	Marquette	23
11.	Xavier	10

2024-25 Preseason BIG EAST Awards

BIG EAST Preseason Player of the Year
Paige Bueckers, Connecticut, R-Sr., G

BIG EAST Preseason Freshman of the Year
Sarah Strong, Connecticut, Fr., F

Preseason All-BIG EAST Team
Caroline Strande, Butler, Grad., G
KK Arnold, Connecticut, So., G
Azzi Fudd, Connecticut, R-Jr., G
Ashlynn Shade, Connecticut, So., G
Lauren Jensen, Creighton, Sr., G
Morgan Maly, Creighton, Sr., G/F
Kelsey Ransom, Georgetown, Grad.., G
Olivia Olsen, Providence, Sr., F
Grace Efosa, Providence, Grad., G
Ber'Nyah Mayo, St. John's, Grad., G

Honorable Mention
Kaitlyn Chen, Connecticut, Grad., G
Jorie Allen, DePaul, Grad., G
Savannah Catalon, Seton Hall, So., G

*Unanimous selection

2024-25 Season in Review

Record	Overall	H	A	N
All Games	26-7	11-1	11-3	4-3
BIG EAST	16-2	8-1	8-1	---
Non Conference	10-5	3-0	3-2	4-3

Score by Quarters	1st	2nd	3rd	4th	Total
Creighton	550	598	600	617	2,365
Opponents	487	511	562	539	2,099

Overall Record • 26-7

Player	GP-GS	MIN-AVG	FG-FGA	PCT	3FG-FGA	3PCT	FT-FTA	PCT	OR-DR-TOT	AVG.	PF-FO	A	TO	BLK	ST	PTS	AVG.
Lauren Jensen	33-33	1,152-34.9	229-504	45.4	72-199	36.2	58-66	87.9	17-115-132	4.0	68-1	121	71	7	42	588	17.8
Morgan Maly	33-33	1,004-30.4	216-442	48.9	76-178	42.7	63-70	90.0	37-150-187	5.7	62-1	64	61	19	26	571	17.3
Molly Mogensen	33-33	1,000-30.3	115-258	44.6	39-97	40.2	32-38	84.2	15-152-167	5.1	68-1	129	66	6	30	301	9.1
Kiani Lockett	32-30	900-28.1	71-157	45.2	16-56	37.4	37-49	75.5	32-65-97	3.0	51-0	72	29	1	28	195	6.1
Kennedy Townsend	33-0	666-20.2	74-168	44.0	31-98	31.6	11-21	52.4	24-48-72	2.2	26-0	29	27	7	11	190	5.8
Mallory Brake	33-33	663-20.1	69-145	47.6	7-15	46.7	19-32	59.4	58-83-141	4.3	80-0	61	30	30	50	164	5.0
Jayme Horan	33-3	566-17.2	52-128	40.6	37-99	37.4	19-24	79.2	21-58-79	2.4	41-0	46	16	2	18	160	4.8
Brooke Littrell	32-0	303-9.5	35-92	38.0	14-42	33.3	31-34	91.2	11-56-67	2.1	29-0	20	31	5	9	115	3.6
Allison Heathcock	30-0	185-6.2	20-56	35.7	7-30	23.3	10-14	71.4	5-31-36	1.2	25-0	10	12	4	6	57	1.9
Elizabeth Gentry	19-0	69-3.6	9-20	45.0	0-2	0.0	5-6	83.3	5-10-15	0.8	14-0	1	8	2	0	23	1.2
Sydney Golladay	23-0	94-4.1	0-10	0.00	0-4	0.0	1-4	25.0	2-7-9	0.4	4-0	5	1	0	3	1	0.0
Team									50-52-102	3.1			20				
Creighton Totals	**33**	**6600**	**890-1,980**	**44.9**	**299-820**	**36.5**	**286-358**	**79.9**	**277-827-1,104**	**33.5**	**468-3**	**558**	**372**	**83**	**223**	**2,365**	**71.7**
Opponent Totals	**33**	**6600**	**810-1,893**	**42.8**	**170-545**	**31.2**	**309-414**	**74.6**	**297-832-1,129**	**34.2**	**467-4**	**440**	**454**	**84**	**192**	**2,099**	**63.6**

BIG EAST Conference • 16-2 • 2nd Place

Player	GP-GS	MIN-AVG	FG-FGA	PCT	3FG-FGA	3PCT	FT-FTA	PCT	OR-DR-TOT	AVG.	PF-FO	A	TO	BLK	ST	PTS	AVG.
Lauren Jensen	18-18	640-35.6	128-276	46.4	42-112	37.5	28-30	93.3	7-61-68	3.8	35-1	67	41	4	20	326	18.1
Morgan Maly	18-18	562-31.2	118-238	49.6	42-96	43.8	31-36	86.1	23-106-129	7.2	32-0	34	31	10	16	309	17.2
Molly Mogensen	18-18	564-31.3	73-160	45.6	23-62	37.1	21-23	91.3	12-86-98	5.4	40-1	74	37	4	14	190	10.6
Kennedy Townsend	18-0	377-20.9	41-93	44.1	16-57	28.1	5-11	45.5	10-26-36	2.0	13-0	18	11	5	6	103	5.7
Jayme Horan	18-3	332-18.4	30-70	42.9	22-55	40.0	16-18	88.9	15-27-42	2.3	25-0	28	11	1	13	98	5.4
Mallory Brake	18-18	367-20.4	38-83	45.8	3-9	33.3	16-25	64.0	34-50-84	4.7	43-0	37	19	15	21	95	5.3
Kiani Lockett	17-15	462-27.2	31-74	41.9	4-28	14.3	16-24	66.7	20-35-55	3.2	27-0	42	14	1	18	82	4.8
Brooke Littrell	17-0	144-8.5	14-40	35.0	7-22	31.8	11-11	100.0	5-26-31	1.8	13-0	7	15	2	4	46	2.7
Allison Heathcock	18-0	90-5.0	11-28	39.3	5-16	31.3	4-6	66.7	0-17-17	0.9	11-0	6	7	1	0	31	1.7
Elizabeth Gentry	11-0	29-2.6	4-6	66.7	0-1	0.00	2-2	100.0	1-4-5	0.5	9-0	1	4	0	0	10	0.9
Sydney Golladay	13-0	35-2.7	0-4	0.00	0-1	0.00	0-0	0.00	1-3-4	0.3	2-0	1	0	0	0	0	0.0
Team									29-23-52				16				
Creighton Totals	**18**	**3,600**	**488-1,072**	**45.5**	**164-459**	**35.7**	**150-186**	**80.6**	**157-464-621**	**34.5**	**250-2**	**315**	**206**	**43**	**112**	**1,290**	**71.7**
Opponent Totals	**18**	**3,600**	**433-1,023**	**42.3**	**89-290**	**30.7**	**152-208**	**73.1**	**149-433-582**	**32.3**	**256-2**	**241**	**239**	**39**	**112**	**1,107**	**61.5**

2024-25 Attendance Summary (All Games)

	Totals	Games	Avg.
Home Games	29,008	12	2,417
Away Games	45,029	14	3,216
Neutral Games	38,507	7	5,501
Total Attendance	112,544	33	3,410

Largest Home Crowd	vs. #6 Connecticut (11,141 - Jan. 25, 2025)
Largest Road Crowd	at #5 Connecticut (15,684 - Feb. 27, 2025)
Largest Neutral Crowd	vs. Illinois (at Austin, Texas) (10,013 - March 13, 2025)

Bluejay Season Highs

Points	***92***	***DePaul, 1/18/25***
1st-Half Points	55	vs. Syracuse, 11/26/24
2nd-Half Points	46	at Tulsa, 12/11/24
FG Made	***35***	***DePaul, 1/18/25***
FG Attempts	***67***	***Drake, 11/11/24***
FG %	***56.5 (35-of-62)***	***DePaul, 1/18/25***
3FG Made	***16***	***Seton Hall, 2/5/25***
3FG Attempts	***40***	***Seton Hall, 2/5/25***
3FG %	***53.8 (14-of-26)***	***Marquette, 1/8/25***
FT Made	19	vs. Wichita State, 11/25/24
FT Attempts	26	at Tulsa, 12/11/24
FT %	***100.0 (9-of-9)***	***vs. #21 Nebraska, 11/22/24***
	100.0 (7-of-7)	at Xavier, 12/14/24
	100.0 (6-of-6)	vs. #3 Connecticut, 3/10/25
	100.0 (6-of-6)	***Seton Hall, 2/5/25***
	100.0 (6-of-6)	at Green Bay, 12/14/24
	100.0 (5-of-5)	***Georgetown, 2/15/25***
	100.0 (5-of-5)	at Butler, 1/22/25
	100.0 (4-of-4)	***Wyoming, 12/17/24***
Rebounds	***46***	***Seton Hall, 2/5/25***
Off. Rebounds	***12***	***Drake, 11/11/24***
	12	***Georgetown, 2/12/25***
Assists	28	vs. Syracuse, 11/26/24
Steals	12	vs. Wichita State, 11/25/24
Blocked Shots	6	vs. Illinois, 3/22/25
	6	vs. Illinois, 3/22/25
Turnovers	20	at UNI, 12/7/24
Fouls	***21***	***Butler, 1/1/25***

Bluejay Season Lows

Points	41	vs. #1 UCLA, 12/20/24
1st-Half Points	***19***	***#6 Connecticut, 1/25/25***
2nd-Half Points	18	vs. #1 UCLA, 12/20/24
FG Made	14	vs. #1 UCLA, 12/20/24
FG Attempts	***53***	***St. John's (NY), 2/19/25***
	53	vs. #3 Connecticut, 3/10/25
FG %	23.3 (14-of-60)	vs. #1 UCLA, 12/20/24
3FG Made	3	at Providence, 1/4/25
3FG Attempts	17	at Tulsa, 12/1/24
	17	vs. Georgetown, 3/8/25
3FG %	13.6 (3-of-22)	at Providence, 1/4/25
FT Made	3	vs. Seton Hall, 3/9/25
FT Attempts	***4***	***Wyoming, 12/17/24***
FT %	50.0 (3-of-6)	vs. Seton Hall, 3/9/25
Rebounds	***24***	***Marquette, 1/8/25***
Off. Rebounds	4 (Three Times)	Last vs. #3 Connecticut, 3/10/25
Assists	6	vs. #1 UCLA, 12/20/24
Steals	***1***	***#6 Connecticut, 1/25/25***
Blocked Shots	0 (Four Times)	Last vs. #3 Connecticut, 3/10/25
Turnovers	6 (Four Times)	Last vs. Georgetown, 3/8/25
Fouls	***8***	***Wyoming, 12/17/24***

Opponent Season Highs

Points	86	at #10 Kansas State, 11/14/24
1st-Half Points	46	vs. Georgetown, 3/8/25
2nd-Half Points	48	at South Dakota State, 11/8/24
FG Made	***36***	***at #10 Kansas State, 11/14/24***
	30	at Connecticut, 2/27/25
FG Attempts	70	at Connecticut, 2/27/25
FG %	***56.0 (28-of-50)***	***Marquette, 1/8/25***
3FG Made	9	vs. #3 Connecticut, 3/10/25
3FG Attempts	24	vs. #3 Connecticut, 3/10/25
3FG %	50.0 (6-of-12)	at DePaul, 2/23/25
	43.8 (7-of-16)	vs. Georgetown, 3/8/25
FT Made	16	at South Dakota State, 11/8/24
FT Attempts	24	at South Dakota State, 11/8/24
FT %	***100.0 (6-of-6)***	***St. John's (NY), 2/19/25***
Rebounds	59	vs. #1 UCLA, 12/20/24
Off. Rebounds	20	vs. #1 UCLA, 12/20/24
Assists	24	at #10 Kansas State, 11/14/24
Steals	15	at #5 Connecticut, 2/27/25
Blocked Shots	8	at Tulsa, 12/1/24
Turnovers	22	at Providence, 1/4/25
Fouls	21	at Tulsa, 12/1/24

Opponent Season Lows

Points	44	vs. Seton Hall, (3/9/25)
1st-Half Points	19	at Xavier, 12/4/24
2nd-Half Points	20	at Providence, 1/4/25
FG Made	15	vs. Seton Hall, 3/9/25
FG Attempts	45	at Butler, 1/22/25
FG %	27.8 (15-of-54)	vs. Seton Hall, 3/9/25
3FG Made	2	vs. Wichita State, 11/25/24
	2	at St. John's (NY), 12/28/24
3FG Attempts	8	at St. John's (NY), 12/28/24
3FG %	15.0 (3-for-20)	at Seton Hall, 1/11/25
FT Made	***2***	***Villanova, 3/2/25***
FT Attempts	***3***	***Villanova, 3/2/25***
FT %	***37.5 (3-for-8)***	***Georgetown, 2/15/25***
Rebounds	25	vs Wichita State, 11/25/24
Off. Rebounds	3	vs. Wichita State, 11/25/24
Assists	6	at St. John's (NY), 12/28/24
	6	vs. Seton Hall, 3/9/25
Steals	***2***	***Wyoming, 12/17/24***
	2	***Providence, 2/2/25***
Blocked Shots	0 (Three Times)	Last at Butler, 1/22/25
Turnovers	***6***	***#6 Connecticut, 1/25/25***
Fouls	7	at Xavier, 12/4/24

Home Games in Bold Italics
Minimum of five attempts

2024-25 Win-Loss Point Differential

Margin	1	2	3	4	5	6	7	8	9	10	11-13	14-16	17-19	20-24	25+
Win	-	1	1	2	-	1	-	2	1	-	3	6	1	4	4
Loss	-	-	-	-	1	-	-	-	1	-	1	-	2	1	1

Date	Opponent	W-L	Score	Att.	FG-A	Pct.	3FG-A	Pct.	FT-A	Pct.	OR-DR	Reb.	PF	A	TO	BLK	ST
11/8/24	at South Dakota State	L	71-76	3,208	27-61	44.3	8-25	32.0	9-11	81.8	4-24	28	20	12	8	2	7
11/11/24	**Drake**	**W**	**80-72**	**1,609**	**31-67**	**46.3**	**12-32**	**37.5**	**6-11**	**54.5**	**12-20**	**32**	**15**	**19**	**10**	**4**	**9**
11/14/24	at #10 Kansas State	L	68-86	5,436	26-64	40.6	7-19	36.8	9-11	81.8	7-23	30	17	8	9	0	3
11/22/24	**#21 Nebraska**	**W**	**80-74**	**2,374**	**29-61**	**47.5**	**13-29**	**44.8**	**9-9**	**100.0**	**4-24**	**28**	**11**	**23**	**7**	**4**	**5**
11/25/24	@ Wichita State	W	91-63	450	32-62	51.6	8-26	30.8	19-22	86.4	10-24	34	17	21	11	3	12
11/26/24	@ Syracuse	W	86-59	500	31-58	53.4	15-28	53.6	9-12	75.0	8-26	34	17	28	15	3	7
12/1/24	at Tulsa	W	81-59	2,043	28-63	44.4	7-17	41.2	18-26	69.2	11-31	42	13	16	12	2	7
12/4/24	*at Xavier	W	82-54	5,110	32-61	52.5	11-31	35.5	7-7	100.0	8-25	33	18	23	12	6	9
12/7/24	at Northern Iowa	W	75-71	2,746	28-64	51.9	8-24	33.3	11-14	78.6	9-29	38	19	22	20	1	3
12/14/24	at Green Bay	W	74-52	1,938	29-62	46.8	10-24	41.7	6-6	100.0	10-26	36	16	19	11	5	11
12/17/24	**Wyoming**	**W**	**76-60**	**1,066**	**30-65**	**46.2**	**12-30**	**40.0**	**4-4**	**100.0**	**8-24**	**32**	**8**	**16**	**6**	**4**	**7**
12/20/24	# vs. #1 UCLA	L	41-70	3,766	14-60	23.3	5-22	22.7	8-10	80.0	8-18	26	13	6	10	1	6
12/28/24	*at St. John's	W	75-56	1,474	30-60	50.0	6-19	31.6	9-11	81.8	9-29	38	16	15	12	4	7
1/1/25	***Butler**	**W**	**68-64**	**2,196**	**25-61**	**41.0**	**9-26**	**34.6**	**9-13**	**69.2**	**10-22**	**32**	**21**	**17**	**13**	**5**	**9**
1/4/25	*at Providence	W	60-46	783	22-62	35.5	3-22	13.6	13-14	92.9	10-26	36	17	10	10	1	9
1/8/25	***Marquette**	**W**	**71-68**	**1,290**	**26-57**	**45.6**	**14-26**	**53.8**	**5-8**	**62.5**	**8-16**	**24**	**10**	**21**	**12**	**1**	**8**
1/11/25	*at Seton Hall	W	72-64	921	28-60	46.7	8-22	36.4	8-11	72.7	7-27	34	14	17	11	1	6
1/18/25	***DePaul**	**W**	**92-71**	**1,321**	**35-62**	**56.5**	**11-26**	**42.3**	**11-14**	**78.6**	**10-27**	**37**	**14**	**20**	**12**	**3**	**8**
1/22/25	*at Butler	W	63-52	864	25-57	43.9	8-24	33.3	5-5	100.0	7-19	26	10	12	8	2	11
1/25/25	**&*#6 Connecticut**	**L**	**61-72**	**11,141**	**24-57**	**42.1**	**8-24**	**33.3**	**5-6**	**83.3**	**6-32**	**38**	**15**	**17**	**18**	**4**	**1**
1/29/25	*at Georgetown	W	84-70	313	31-56	55.4	13-25	52.0	9-12	75.0	8-25	33	16	23	15	2	6
2/2/25	***Providence**	**W**	**79-66**	**2,239**	**28-59**	**47.5**	**10-27**	**37.0**	**13-19**	**68.4**	**10-24**	**34**	**13**	**19**	**6**	**2**	**3**
2/5/25	***Seton Hall**	**W**	**72-56**	**1,153**	**25-61**	**41.0**	**16-40**	**40.0**	**6-6**	**100.0**	**8-38**	**46**	**15**	**21**	**13**	**0**	**3**
2/8/25	*at Villanova	W	70-57	1,951	26-60	43.3	8-21	38.1	10-11	90.9	8-27	35	10	15	9	0	5
2/15/25	***Georgetown**	**W**	**70-48**	**1,862**	**28-66**	**42.4**	**9-20**	**45.0**	**5-5**	**100.0**	**12-33**	**45**	**13**	**20**	**6**	**3**	**4**
2/19/25	***St. John's**	**W**	**65-62**	**1,035**	**25-53**	**47.2**	**8-27**	**29.6**	**7-10**	**70.0**	**6-21**	**27**	**10**	**19**	**10**	**1**	**4**
2/23/27	*at DePaul	W	83-74	2,559	32-65	49.2	8-29	27.6	11-13	84.6	10-17	27	14	16	8	3	8
2/27/25	*at #5 Connecticut	L	53-72	15,684	20-58	34.5	8-28	28.6	5-7	71.4	9-26	35	12	12	19	1	7
3/2/25	***Villanova**	**W**	**70-55**	**1,722**	**26-57**	**45.6**	**6-22**	**27.3**	**12-14**	**85.7**	**11-30**	**41**	**12**	**18**	**12**	**4**	**4**
3/8/25	^vs. Georgetown	W	72-70	6,146	27-62	43.5	6-17	35.3	12-13	92.3	9-21	30	13	14	6	4	8
3/9/25	^vs. Seton Hall	W	73-44	8,816	29-55	52.2	12-23	52.7	3-6	50.0	7-27	34	12	20	14	1	8
3/10/25	^vs. #3 Connecticut	L	50-70	8,816	19-53	35.8	6-23	26.1	6-6	100.0	4-23	27	13	10	19	0	10
3/22/25	$vs. Illinois	L	57-66	10,013	22-61	36.1	6-22	27.3	7-11	63.6	9-23	32	14	9	8	6	8

Home games in Bold

* - BIG EAST Conference regular-season games
@ -Emerald Coast Classic (Destin, Fla.)
^ - BIG EAST Tournament (Uncasville, Conn.)
& - played at CHI Health Center (Omaha, Neb.)
$ - NCAA Tournament - First Round (Austin, Texas)
# - played at Chase Center (Oakland, Calif.)

Game-by-Game Leaders

DATE	OPPONENT	POINTS	REBOUNDS	ASSISTS	STEALS	BLOCKS
11/8/24	at South Dakota State	Jensen (23)	Mogensen (9)	Jensen (4)	Brake, Jensen & Maly (2)	Brake & Maly (2)
11/11/24	**Drake**	**Jensen (32)**	**Jensen (10)**	**Mogensen (5)**	**Jensen & Lockett (3)**	**Maly (3)**
11/14/24	at #10 Kansas State	Townsend (16)	Littrell, Maly & Townsend (5)	Mogensen (3)	Brake, Jensen & Maly (1)	-
11/22/24	**#21 Nebraska**	**Jensen (31)**	**Brake (6)**	**Mogensen (7)**	**Brake (4)**	**Jensen (2)**
11/25/24	@ vs. Wichita State	Maly & Mogensen (15)	Jensen (7)	Jensen (6)	Jensen (3)	Brake, Heathcock & Maly (1)
11/26/24	@ vs. Syracuse	Maly (28)	Horan (6)	Jensen & Mogensen (5)	Heathcock (2)	Brake, Maly & Townsend (1)
12/1/24	at Tulsa	Maly (16)	Jensen (9)	Jensen (5)	Brake, Jensen & Mogensen (2)	Gentry & Horan (1)
12/4/24	* at Xavier	Jensen (23)	Four with (5)	Mogensen (7)	Brake (3)	Brake (2)
12/7/24	at Northern Iowa	Jensen (17)	Littrell (8)	Jensen (10)	Jensen (2)	Littrell (1)
12/14/24	at Green Bay	Mogensen (18)	Mogensen (7)	Jensen (6)	Mogensen (4)	Five with (1)
12/17/24	**Wyoming**	**Maly (29)**	**Lockett & Maly (5)**	**Jensen & Mogensen (4)**	**Brake (3)**	**Four with (1)**
12/20/24	# vs. #1 UCLA	Maly (15)	Lockett (8)	Maly (2)	Heathcock & Mogensen (2)	Brake (1)
12/28/24	* at St. John's	Jensen (23)	Mogensen (7)	Jensen & Mogensen (5)	Jensen (3)	Townsend (2)
1/1/25	*** Butler**	**Jensen (22)**	**Maly (10)**	**Brake & Jensen (5)**	**Horan, Jensen & Mogensen (2)**	**Brake & Maly (2)**
1/4/25	* at Providence	Maly (14)	Brake (8)	Heathcock, Jensen & Lockett (2)	Brake (3)	Townsend (1)
1/8/25	*** Marquette**	**Maly (28)**	**Maly (6)**	**Lockett & Jensen (6)**	**Lockett (3)**	**Maly (1)**
1/11/25	* at Seton Hall	Maly (23)	Mogensen (8)	Mogensen (6)	Brake (3)	Jensen (1)
1/18/25	*** DePaul**	**Mogensen (21)**	**Maly (10)**	**Jensen & Mogensen (6)**	**Horan & Townsend (2)**	**Brake, Maly & Townsend (1)**
1/22/25	* at Butler	Maly (24)	Maly (6)	Jensen (5)	Brake (4)	Brake & Mogensen (1)
1/25/25	**& * #6 Connecticut**	**Maly & Mogensen (14)**	**Maly (9)**	**Brake (5)**	**Horan (1)**	**Horan, Maly, Mogensen & Townsend (1)**
1/29/25	* at Georgetown	Jensen & Mogensen (22)	Brake (9)	Mogensen (7)	Brake (3)	Brake & Maly (1)
2/2/25	*** Providence**	**Mogensen (17)**	**Mogensen (8)**	**Mogensen (5)**	**Brake (2)**	**Brake & Maly (1)**
2/5/25	*** Seton Hall**	**Jensen (21)**	**Maly (10)**	**Jensen & Maly (4)**	**Maly (2)**	**None**
2/8/25	* at Villanova	Jensen (25)	Maly (10)	Horan & Jensen (4)	Jensen (3)	None
2/15/25	*** Georgetown**	**Maly (18)**	**Jensen (9)**	**Brake & Jensen (4)**	**Lockett (2)**	**Jensen (2)**
2/19/25	*** St. John's**	**Maly (20)**	**Maly (6)**	**Mogensen (5)**	**Jensen & Lockett (2)**	**Brake (1)**
2/23/25	* at DePaul	Jensen (28)	Maly (7)	Mogensen (5)	Horan, Maly & Mogensen (2)	Brake (2)
2/27/25	* at #5 Connecticut	Maly (11)	Maly & Mogensen (7)	Lockett (3)	Brake (2)	Brake (1)
3/2/25	*** Villanova**	**Maly (23)**	**Mogensen (11)**	**Jensen (6)**	**Maly (3)**	**Brake (2)**
3/8/25	% vs. Georgetown	Jensen (22)	Maly (7)	Mogensen (5)	Brake (4)	Brake (3)
3/9/25	% vs. Seton Hall	Jensen (19)	Mogensen (6)	Maly (4)	Brake (3)	Brake (1)
3/10/25	% vs. #3 Connecticut	Jensen (13)	Jensen (7)	Horan & Jensen (3)	Four with (2)	None
3/22/25	$ vs. Illinois	Maly (18)	Mogensen (8)	Mogensen (5)	Brake (4)	Brake (3)

Home games in Bold

* - BIG EAST Conference regular-season games
@ -Emerald Coast Classic (Destin, Fla.)
% - BIG EAST Tournament (Uncasville, Conn.)
& - played at CHI Health Center (Omaha, Neb.)
$ - NCAA Tournament - First Round (Austin, Texas)
# - played at Chase Center (Oakland, Calif.)

Statistical Leaders
(***All stat leaders include ties)***

Scoring Leader
Maly 15, Jensen 14, Mogensen 6, Townsend 1

Rebounding Leader
Maly 14, Mogensen 10, Jensen 6, Brake 3, Lockett 3,
Littrell 2, Horan 1, Townsend 1

Assists Leader
Jensen 18, Mogensen 15,
Brake 3, Lockett 3, Maly 3, Horan 2, Heathcock 1

Steals Leader
Brake 15, Jensen 11, Maly 6, Mogensen 6,
Horan 4, Lockett 4, Heathcock 2, Townsend 2

Blocked Shots Leader
Brake 19, Maly 12, Townsend 5,
Jensen 4, Heathcock 3, Mogensen 3, Gentry 2, Horan 2, Littrell 1

Creighton Starting Lineups (home games in bold)

Brake, Jensen, Lockett, Maly, Mogensen (24-6)
Wins: Drake, #21 Nebraska, vs. Wichita State, vs. Syracuse, at Tulsa, at Xavier, at Northern Iowa, at Green Bay, **Wyoming,** at St. John's, **Butler,** at Providence, **Marquette,** at Seton Hall, **DePaul**, at Butler, **Providence**, **Seton Hall,** at Villanova, **St. John's**, at DePaul **Villanova**, vs. Georgetown, vs. Seton Hall

Losses: at South Dakota State, at #10 Kansas State, vs. #1 UCLA, at #5 Connecticut, vs. #3 Connecticut, vs. Illinois

Brake, Horan, Jensen, Maly, Mogensen (2-1)
Wins: at Georgetown, **vs. Georgetown**

Losses: vs. #6 Connecticut

2024-25 Specialty Stats

Points in the Paint

Opponent (W/L)	CU	Opp.	Diff.
at South Dakota State (L)	30	38	-8
Drake (W)	**34**	**42**	**-8**
at #10 Kansas State (L)	28	54	-26
#21 Nebraska (W)	**26**	**50**	**-24**
vs. Wichita State (W)	46	36	+10
vs. Syracuse (W)	28	24	+4
at Tulsa (W)	34	36	-2
at Xavier (W)	28	28	---
at Northern Iowa (W)	32	34	-2
at Green Bay (W)	16	30	-14
Wyoming (W)	**28**	**40**	**-12**
vs. #1 UCLA (L)	14	34	-20
at St. John's (W)	44	32	+12
Butler (W)	**30**	**38**	**-8**
at Providence (W)	36	24	+12
Marquette (W)	**12**	**38**	**-26**
at Seton Hall (W)	34	38	-4
DePaul (W)	**44**	**30**	**+14**
at Butler (W)	32	28	+4
#6 Connecticut (L)	**24**	**36**	**-12**
at Georgetown (W)	32	42	-10
Providence (W)	**30**	**38**	**-8**
Seton Hall (W)	**12**	**26**	**-14**
at Villanova (W)	28	34	-6
Georgetown (W)	**32**	**18**	**+14**
St. John's (W)	**24**	**26**	**-2**
at DePaul (W)	40	36	+4
at #5 Connecticut (L)	14	40	-26
Villanova (W)	**26**	**32**	**-6**
vs. Georgetown (W)	34	32	+2
vs. Seton Hall (W)	28	22	+6
vs. #3 Connecticut (L)	22	28	-6
vs. Illinois (L)	22	32	-10
TOTAL	**944**	**1,116**	**-172**
AVG.	**28.6**	**33.8**	**-5.2**

Points off Turnovers

Opponent (W/L)	CU	Opp.	Diff.
at South Dakota State (L)	14	12	+2
Drake (W)	**23**	**7**	**+16**
at #10 Kansas State (L)	11	12	-1
#21 Nebraska (W)	**10**	**10**	**--**
vs. Wichita State (W)	19	11	+8
vs. Syracuse (W)	23	18	+5
at Tulsa (W)	16	14	+2
at Xavier (W)	26	10	+16
at Northern Iowa (W)	14	16	-2
at Green Bay (W)	24	10	+14
Wyoming (W)	**13**	**6**	**+7**
vs. #1 UCLA (L)	7	7	-
at St. John's (W)	14	8	+6
Butler (W)	**17**	**12**	**+5**
at Providence (W)	18	9	+9
Marquette (W)	**24**	**13**	**+11**
at Seton Hall (W)	14	9	+5
DePaul (W)	**24**	**14**	**+10**
at Butler (W)	22	5	+17
#6 Connecticut (L)	**4**	**17**	**-13**
at Georgetown (W)	19	13	+6
Providence (W)	**6**	**6**	**-**
Seton Hall (W)	**5**	**13**	**-8**
at Villanova (W)	19	7	+12
Georgetown (W)	**14**	**4**	**+10**
St. John's (W)	**18**	**8**	**+10**
at DePaul (W)	16	12	+4
at #5 Connecticut (L)	7	23	-16
Villanova (W)	**9**	**13**	**-4**
vs. Georgetown (W)	15	6	+9
vs. Seton Hall (W)	17	6	+11
vs. #3 Connecticut (L)	22	16	+6
vs. Illinois (L)	7	9	-2
TOTAL	**511**	**356**	**+155**
AVG.	**15.5**	**10.8**	**+4.7**

Second Chance Points

Opponent (W/L)	CU	Opp.	Diff.
at South Dakota State (L)	3	13	-10
Drake (W)	**9**	**20**	**-11**
at #10 Kansas State (L)	8	7	+1
#21 Nebraska (W)	**0**	**12**	**-12**
vs. Wichita State (W)	13	1	+12
vs. Syracuse (W)	11	12	-1
at Tulsa (W)	10	5	+5
at Xavier (W)	12	4	+8
at Northern Iowa (W)	12	8	+4
at Green Bay (W)	11	11	--
Wyoming (W)	**10**	**2**	**+8**
vs. #1 UCLA (L)	2	17	-15
at St. John's (W)	13	2	+11
Butler (W)	**9**	**2**	**+7**
at Providence (W)	6	10	-4
Marquette (W)	**2**	**5**	**-3**
at Seton Hall (W)	10	11	-1
DePaul (W)	**8**	**9**	**-1**
at Butler (W)	5	6	-1
#6 Connecticut (L)	**5**	**14**	**-9**
at Georgetown (W)	2	8	-6
Providence (W)	**17**	**6**	**+11**
Seton Hall (W)	**9**	**3**	**+6**
at Villanova (W)	9	5	+4
Georgetown (W)	**8**	**5**	**+3**
St. John's (W)	**8**	**3**	**+5**
at DePaul (W)	4	11	-7
at #5 Connecticut (L)	6	7	-1
Villanova (W)	**14**	**6**	**+8**
vs. Georgetown (W)	7	11	-4
vs. Seton Hall (W)	7	4	+3
vs. #3 Connecticut (L)	2	12	-10
vs. Illinois (L)	11	8	+3
TOTAL	**263**	**260**	**+3**
AVG.	**8.0**	**7.9**	**+0.1**

Bench Scoring

Opponent (W/L)	CU	Opp.	Diff.
at South Dakota State (L)	8	17	-9
Drake (W)	**12**	**12**	**--**
at #10 Kansas State (L)	29	20	+9
#21 Nebraska (W)	**8**	**14**	**-6**
vs. Wichita State (W)	30	23	+7
vs. Syracuse (W)	21	27	-6
at Tulsa (W)	24	19	+5
at Xavier (W)	15	16	-1
at Northern Iowa (W)	21	18	+3
at Green Bay (W)	18	18	--
Wyoming (W)	**29**	**2**	**+27**
vs. #1 UCLA (L)	10	18	-8
at St. John's (W)	16	17	-1
Butler (W)	**18**	**29**	**-11**
at Providence (W)	17	24	-7
Marquette (W)	**9**	**8**	**+1**
at Seton Hall (W)	13	14	-1
DePaul (W)	**30**	**24**	**+6**
at Butler (W)	2	3	-1
#6 Connecticut (L)	**15**	**10**	**+5**
at Georgetown (W)	9	12	-3
Providence (W)	**24**	**16**	**+8**
Seton Hall (W)	**32**	**23**	**+9**
at Villanova (W)	8	10	-2
Georgetown (W)	**17**	**5**	**+12**
St. John's (W)	**9**	**0**	**+9**
at DePaul (W)	13	14	-1
at #5 Connecticut (L)	20	13	+7
Villanova (W)	**14**	**6**	**+8**
vs. Georgetown (W)	12	6	+6
vs. Seton Hall (W)	22	9	+13
vs. #3 Connecticut (L)	6	9	-3
vs. Illinois (L)	8	3	+5
TOTAL	**539**	**459**	**+80**
AVG.	**16.3**	**13.9**	**+2.4**

Reaching Double Figures

Double-Figure Scoring Games

Name	2024-25	Career	High
Lauren Jensen	29	113	32
Morgan Maly	32	110	30
Molly Mogensen	13	42	22
Mallory Brake	5	12	17
Kiani Lockett	6	8	14
Kennedy Townsend	5	7	16
Jayme Horan	2	6	18
Brooke Littrell	5	5	12

20-Point Games

Name	2024-25	Career	High
Lauren Jensen	14	36	32
Morgan Maly	10	31	30
Molly Mogensen	2	5	22

Double-Figure Rebound Games

Name	2024-25	Career	High
Morgan Maly	5	14	13
Mallory Brake	-	4	12
Lauren Jensen	1	1	10
Molly Mogensen	1	1	11

Double-Figure Assist Games

Name	2024-25	Career	High
Lauren Jensen	1	1	10

Double-Doubles

Name	20-21	22-23	23-24	24-25	Career
Morgan Maly	**1**	**3**	**3**	**4**	**11**
Lauren Jensen	**-**	**-**	**-**	**2**	**2**

Morgan Maly (11)

vs. Villanova, 3-2-25	**23 points, 10 rebounds**
at Villanova, 2-8-25	**23 points, 10 rebounds**
vs. Seton Hall, 2-5-25	**16 points, 10 rebounds**
vs. Butler, 1-1-25	**17 points, 10 rebounds**
at Seton Hall, 3-3-24	**14 points, 12 rebounds**
at Villanova, 1-21-24	**24 points, 13 rebounds**
vs. Seton Hall, 3-4-23	**13 points, 10 rebounds**
at Marquette, 2-22-23	**15 points, 10 rebounds**
at South Dakota, 11-10-22	**21 points, 10 rebounds**
vs. Seton Hall, 3-6-21	**19 points, 11 rebounds**
vs. South Dakota, 11-10-23	**30 points, 10 rebounds**

Lauren Jensen (2)

vs. Drake, 11-11-24	**32 points, 10 rebounds**
at Northern Iowa, 12-7-24	**17 points, 10 assists**

Breaking Down the Bluejays 2024-25

Overall Team Record	**26-7**
Home	11-1
Road	11-3
Neutral	4-3
BIG EAST Conference Record	16-2
Home	8-1
Away	8-1
Ahead at Halftime	22-1
Behind at Halftime	4-6
Tied at Halftime	0-0
vs. Top-25	1-5
Overtime	0-0
November	4-2
December	6-1
January	7-1
February	6-1
March	3-2
When outrebounding opponent	15-0
When outrebounded by opponent	11-7
When rebounds are even	0-0
Fewer turnovers than opponent	20-3
More turnovers than opponent	5-4
When turnovers are even	1-0
When scoring 70 or more points	22-1
When scoring 60-69 points	4-2
When scoring fewer than 60 points	0-4
When opp. scores 70 or more points	7-6
When making six or more 3FG	25-6
When making 10+ 3FG	12-0

Top Performances of 2024-25

Points

32	Lauren Jensen vs. Drake (11-11-24)
31	Lauren Jensen vs. #21 Nebraska (11-22-24)
29	Morgan Maly vs. Wyoming (12-17-24)
28	Lauren Jensen at DePaul (2-23-25)
28	Morgan Maly vs. Marquette (1-8-25)
28	Morgan Maly vs. Syracuse (11-26-24)

Rebounds

11	Molly Mogensen vs. Villanova (3-2-25)
10	Morgan Maly vs. Villanova (3-2-25)
10	Morgan Maly at Villanova (2-8-25)
10	Morgan Maly vs. Seton Hall (2-5-25)
10	Morgan Maly vs. DePaul (1-18-25)
10	Morgan Maly vs. Butler (1-1-25)
10	Lauren Jensen vs. Drake (11-11-24)

Assists

10	Lauren Jensen at Northern Iowa (12-7-24)
7	Molly Mogensen at Georgetown (1-29-25)
7	Molly Mogensen at Xavier (12-4-24)
7	Molly Mogensen vs. #21 Nebraska (11-22-24)

Steals

4	Mallory Brake vs. Illinois (3-22-25)
4	Mallory Brake vs. Georgetown (3-8-25)
4	Mallory Brake at Butler (1-22-25)
4	Molly Mogensen at Green Bay (12-14-24)
4	Mallory Brake vs. #21 Nebraska (11-22-24)

Blocks

3	Mallory Brake vs. Illinois (3-22-25)
3	Mallory Brake vs. Georgetown (3-8-25)
3	Morgan Maly vs. Drake (11-11-24)

2024-25 Charges Drawn

11/8/24 at South Dakota State
First Quarter (5:53): Morgan Maly (1)
Second Quarter (3:55): Morgan Maly (2)

11/11/24 vs. Drake
None

11/14/24 at #10 Kansas State
None

11/22/24 vs. #21 Nebraska
None

11/25/24 vs. Wichita State
None

11/26/24 vs. Syracuse
First Quarter (2:02): Jayme Horan (1)
Second Quarter (2:44): Jayme Horan (2)

12/1/24 at Tulsa
Second Quarter (3:39): Lauren Jensen (1)

12/4/24 at Xavier
First Quarter (2:18): Jayme Horan (3)
First Quarter (0:45): Lauren Jensen (2)

12/7/24 at Northern Iowa
First Quarter (6:13): Lauren Jensen (3)

12/14/24 at Green Bay
None

12/17/24 vs. Wyoming
None

12/20/24 vs. #1 UCLA
First Quarter (4:34): Jayme Horan (4)
Second Quarter (6:45): Jayme Horan (5)
Third Quarter (4:42): Elizabeth Gentry (1)
Fourth Quarter (5:39): Jayme Horan (6)

12/28/24 at St. John's
None

1/1/25 vs. Butler
Third Quarter (3:45): Jayme Horan (7)

1/4/25 at Providence
Third Quarter (2:38): Lauren Jensen (4)
Fourth Quarter (7:12): Kiani Lockett (1)
Fourth Quarter (5:17): Lauren Jensen (5)

1/8/25 vs. Marquette
Third Quarter (3:45): Jayme Horan (7)

1/11/25 at Seton Hall
None

1/18/25 vs. DePaul
None

1/22/25 at Butler
Fourth Quarter (2:29): Lauren Jensen (6)

1/25/25 vs. #6 Connecticut
First Quarter (0:24): Lauren Jensen (7)
Second Quarter (4:41): Jayme Horan (8)
Third Quarter (4:17): Lauren Jensen (8)

1/29/25 at Georgetown
None

2/2/25 vs. Providence
Second Quarter (2:51): Lauren Jensen (9)

2/5/25 vs. Seton Hall
Second Quarter (5:18): Jayme Horan (9)

2/8/25 at Villanova
First Quarter (5:23): Jayme Horan (10)

2/15/25 vs. Georgetown
None

2/19/25 vs. St. John's
First Quarter (1:57): Jayme Horan (11)
Third Quarter (1:03): Jayme Horan (12)

2/23/25 at DePaul
Third Quarter (1:49): Jayme Horan (13)
Fourth Quarter (6:54): Mallory Brake (1)

2/27/25 at #5 Connecticut
None

3/2/25 vs. Villanova
None

3/8/25 vs. Georgetown
None

3/9/25 vs. Seton Hall
None

3/10/25 vs. #3 Connecticut
Second Quarter (1:49): Jayme Horan (14)

3/22/25 vs. Illinois
Second Quarter (2:50): Jayme Horan (15)

Game 1

#21 Creighton (0-1) 71
South Dakota State (1-0) 76

November 8, 2024 • First Bank & Trust Arena
Brookings, South Dakota

#21 Creighton	FG	3FG	FT	Reb.	PF	Pts.	A	TO	B	S	M
11 Lockett - g	5-7	2-2	0-0	0-1-1	2	12	3	0	0	0	31
14 Brake - f	2-4	0-0	0-1	0-1-1	3	4	1	2	1	2	22
15 Jensen - g	9-21	1-7	4-4	0-2-2	1	23	4	1	0	2	39
21 Mogensen - g	4-9	2-5	3-4	0-9-9	4	13	2	1	0	1	34
30 Maly - f	5-14	1-6	0-0	1-4-5	5	11	0	3	1	2	30
02 Townsend	1-2	1-1	0-0	0-2-2	1	3	1	0	0	0	21
12 Horan	0-1	0-1	0-0	0-2-2	2	0	0	1	0	0	14
13 Heathcock	0-0	0-0	0-0	0-0-0	0	0	0	0	0	0	1
33 Littrell	1-3	1-3	2-2	0-3-3	2	5	1	0	0	0	8
TEAM				3-0-3							
Totals	**27-61**	**8-25**	**9-11**	**4-24-28**	**20**	**71**	**12**	**8**	**2**	**7**	**200**
	44.3	32.0	81.8								

South Dakota State	FG	3FG	FT	Reb.	PF	Pts.	A	TO	B	S	M
03 Mathiowetz - g	4-6	2-3	3-4	0-1-1	1	13	1	2	0	0	26
12 Theisen - f	3-5	1-1	0-0	3-2-5	2	7	2	1	0	0	20
13 Timmer - g	5-9	0-3	2-4	1-3-4	4	12	2	0	0	0	25
21 P. Meyer - g	4-7	1-2	1-2	0-5-5	3	10	4	3	0	2	29
31 B. Meyer - f	7-12	0-0	3-5	3-3-6	1	17	2	4	2	0	26
04 Fox	1-5	1-4	0-0	0-0-0	1	3	2	1	0	0	17
05 Colbeck	0-2	0-2	2-2	0-1-1	0	2	0	1	0	1	16
23 Vasecka	0-0	0-0	1-2	0-1-1	1	1	1	1	1	0	15
24 Byom	3-8	1-2	4-5	1-8-9	1	11	0	1	1	0	21
TEAM				1-8-9							
Totals	**27-54**	**6-17**	**16-24**	**9-32-41**	**14**	**76**	**14**	**14**	**4**	**3**	**200**
	50.0	**35.2**	**66.7**								

Officials: Missy Brooks, Jeff Cross, Josh Howell
Technical Fouls: None **Attendance:** 3,208

Team	1st	2nd	3rd	4th	Total
#21 Creighton	13	18	17	23	71
South Dakota State	12	16	23	25	76

Game 2

Drake (2-1) 72
Creighton (1-1) 80

November 11, 2024 • D.J. Sokol Arena
Omaha, Nebraska

Drake	FG	3FG	FT	Reb.	PF	Pts.	A	TO	B	S	M
02 Knutson - g	1-4	1-4	0-0	0-0-0	4	3	1	1	0	1	20
12 Dinnebier - g	5-13	2-6	3-4	0-2-2	2	15	3	5	0	2	38
13 Miller - f	7-16	1-3	3-4	6-8-14	2	18	3	4	5	1	29
21 Hawthorne - g	1-2	1-2	0-0	1-1-2	2	3	4	1	0	2	26
31 Becker - f	9-13	0-0	3-4	5-3-8	2	21	4	1	0	0	32
03 Aalsma	3-8	2-7	0-0	1-5-6	3	8	3	1	0	0	27
04 Fornshell	0-3	0-2	0-0	0-0-0	0	0	0	0	0	0	7
12 liams	0-0	0-0	0-0	0-0-0	0	0	1	0	0	0	7
15 Taylor	2-4	0-0	0-0	1-3-4	1	4	1	2	0	0	11
22 Dailey	0-0	0-0	0-0	0-1-1	0	0	0	2	0	0	3
TEAM				2-3-5				2			
Totals	**28-63**	**7-24**	**9-12**	**16-26-42**	**16**	**72**	**20**	**19**	**5**	**6**	**200**
	44.4	**29.2**	**75.0**								

Creighton	FG	3FG	FT	Reb.	PF	Pts.	A	TO	B	S	M
11 Lockett - g	5-10	0-2	1-3	1-2-3	2	11	3	2	0	3	30
14 Brake - f	1-4	0-0	0-0	2-3-5	4	2	2	1	1	1	19
15 Jensen - g	12-16	6-10	2-2	3-7-10	1	32	2	4	0	3	36
21 Mogensen - g	1-6	1-3	0-0	0-3-3	1	3	5	0	0	1	33
30 Maly - f	8-14	3-6	1-2	1-2-3	1	20	3	2	3	1	32
02 Townsend	2-6	2-5	1-2	2-1-3	2	7	1	0	0	0	22
03 Golladay	0-2	0-1	0-0	0-0-0	0	0	1	0	0	0	3
12 Horan	1-5	0-4	1-2	0-1-1	4	3	1	0	0	0	12
33 Littrell	1-4	0-1	0-0	1-0-1	0	2	1	1	0	0	9
35 Gentry	0-0	0-0	0-0	1-0-1	0	0	0	0	0	0	4
TEAM				1-1-2							
Totals	**31-67**	**12-32**	**6-11**	**12-20-32**	**15**	**80**	**19**	**10**	**4**	**9**	**200**
	46.3	**37.5**	**54.5**								

Officials: Fatou Cissoko-Stephens, Jules Gallien, Leah Lanie
Technical Fouls: None **Attendance:** 1,609

Team	1st	2nd	3rd	4th	Total
Drake	17	16	19	20	72
Creighton	19	21	17	23	80

Game 3

Creighton (1-2) 68
#10 Kansas State (3-0)..... 86

November 14, 2024 • Bramlage Coliseum
Manhattan, Kansas

Creighton	FG	3FG	FT	Reb.	PF	Pts.	A	TO	B	S	M
11 Lockett - g	4-6	1-1	2-2	0-2-2	1	11	0	1	0	0	36
14 Brake - f	1-2	0-0	0-0	1-2-3	3	2	1	0	0	1	14
15 Jensen - g	4-11	1-2	0-0	0-1-1	4	9	1	1	0	1	28
21 Mogensen - g	1-5	0-1	0-0	0-1-1	1	2	3	2	0	0	24
30 Maly - f	6-15	2-6	1-2	2-3-5	1	15	1	1	0	1	27
02 Townsend	5-8	2-3	4-4	2-3-5	0	16	0	2	0	0	23
03 Golladay	0-0	0-0	0-0	0-0-0	0	0	0	0	0	0	4
12 Horan	0-3	0-1	0-0	1-2-3	0	0	0	1	0	0	11
13 Heathcock	2-5	0-2	0-0	0-2-2	1	4	0	0	0	0	8
33 Littrell	2-6	1-2	2-3	0-5-5	4	7	2	0	0	0	18
35 Gentry	1-3	0-1	0-0	0-0-0	2	2	0	1	0	0	7
TEAM				1-2-3							
Totals	**26-64**	**7-19**	**9-11**	**7-23-30**	**17**	**68**	**8**	**9**	**0**	**3**	**200**
	40.6	36.8	81.8								

Kansas State	FG	3FG	FT	Reb.	PF	Pts.	A	TO	B	S	M
01 Walker - g	3-7	2-4	0-0	0-3-3	4	8	4	1	1	2	23
02 Poindexter - f	5-6	1-2	1-2	0-3-3	2	12	5	1	1	1	32
03 Glenn - g	2-6	2-4	0-0	0-1-1	1	6	3	0	0	0	34
04 Sundell - g	4-8	0-1	4-5	0-7-7	1	12	8	3	0	0	33
50 Lee - c	13-18	0-0	2-5	1-2-3	4	28	0	0	1	0	15
11 Sides	3-5	2-4	0-0	0-5-5	0	8	2	2	0	0	17
12 Taylor	5-12	0-0	0-0	5-1-6	2	10	0	0	0	0	14
21 Maupin	0-1	0-0	0-0	0-3-3	1	0	0	0	1	0	8
30 Sanchez	1-4	0-1	0-0	0-1-1	0	2	2	0	1	0	16
32 Lester	0-0	0-0	0-0	2-1-3	0	0	0	1	1	0	8
TEAM				2-5-7							
Totals	**36-67**	**7-16**	**7-12**	**10-32-42**	**15**	**86**	**24**	**8**	**6**	**3**	**200**
	53.7	**43.8**	**58.3**								

Officials: Eric Brewton, Tiara Cruse, Doug Knight
Technical Fouls: None **Attendance:** 5,436

Team	1st	2nd	3rd	4th	Total
Creighton	9	14	23	22	68
#10 Kansas State	22	17	29	18	86

Lauren Jensen had a season and team high 32 points in the fourth game of the season against Nebraska. She was 17-18 from the charity stripe in this stretch of five games.

Game 4

#21 Nebraska (5-1)..... 74
Creighton (2-2) 80

November 22, 2024 • D.J. Sokol Arena
Omaha, Nebraska

#21 Nebraska	FG	3FG	FT	Reb.	PF	Pts.	A	TO	B	S	M
02 Nissley - g	1-5	1-5	0-0	0-1-1	0	3	0	2	0	1	22
05 Rimdal - g	1-1	0-0	0-0	0-2-2	3	2	1	1	0	0	17
12 Petrie - f	3-6	0-1	3-4	1-1-2	0	9	2	1	0	0	23
23 Prince - g	7-15	2-4	4-5	0-6-6	4	20	2	2	0	0	37
40 Markowski - c	12-20	0-1	2-4	4-8-12	1	26	1	2	2	0	33
03 Weidner	2-3	1-1	0-0	1-4-5	0	5	1	0	0	2	16
14 Hake	2-4	1-3	0-0	0-1-1	2	5	2	0	0	0	16
15 Moriarty	0-3	0-1	0-0	1-1-2	1	0	0	0	0	0	12
32 Coley	1-2	0-1	0-0	0-1-1	0	2	3	0	1	0	17
33 Hargrove	1-1	0-0	0-0	1-1-2	0	2	0	0	0	0	4
44 Bozan	0-0	0-0	0-0	0-0-0	0	0	0	0	0	0	3
TEAM				0-2-2				1			
Totals	**30-60**	**5-17**	**9-13**	**8-28-36**	**11**	**74**	**12**	**9**	**3**	**3**	**200**
	50.0	**29.4**	**69.2**								

Creighton	FG	3FG	FT	Reb.	PF	Pts.	A	TO	B	S	M
11 Lockett - g	0-3	0-1	0-0	1-2-3	3	0	4	0	0	0	30
14 Brake - f	5-6	1-1	0-0	3-3-6	3	11	3	2	1	4	24
15 Jensen - g	10-19	4-9	7-7	0-3-3	1	31	3	0	2	1	40
21 Mogensen - g	4-6	4-5	0-0	0-4-4	2	12	7	1	0	0	30
30 Maly - f	7-18	2-8	2-2	0-4-4	1	18	4	1	1	0	37
02 Townsend	1-3	1-2	0-0	0-1-1	1	3	0	1	0	0	16
12 Horan	1-3	1-2	0-0	0-3-3	0	3	2	0	0	0	13
13 Heathcock	0-0	0-0	0-0	0-1-1	0	0	0	0	0	0	3
33 Littrell	1-3	0-1	0-0	0-1-1	0	2	0	1	0	0	7
TEAM				0-2-2				1			
Totals	**29-61**	**13-29**	**9-9**	**4-24-28**	**11**	**80**	**23**	**7**	**4**	**5**	**200**
	47.5	**44.8**	**100.0**								

Officials: Tiara Cruse, Maj Forsberg, Cameron Inouye
Technical Fouls: None **Attendance:** 2,374

Team	1st	2nd	3rd	4th	Total
#21 Nebraska	22	15	18	19	74
Creighton	19	16	17	28	80

Game 5

Wichita State (2-4) 63
Creighton (3-2) 91

November 25, 2024 • Raider Arena
Destin, Florida

Wichita State	FG	3FG	FT	Reb.	PF	Pts.	A	TO	B	S	M
00 Jameson - g	0-6	0-4	0-0	0-3-3	2	0	7	3	0	1	25
04 Murray - f	7-10	0-1	2-2	0-4-4	3	16	0	2	0	1	31
05 Niankan - f	1-4	1-3	1-2	1-2-3	2	4	1	3	0	0	27
12 White - f	3-6	0-0	0-0	1-4-5	5	6	0	3	0	1	17
25 Blow - g	6-12	1-2	1-1	0-0-0	2	14	4	2	0	0	36
02 Parr	0-1	0-1	2-2	0-0-0	1	2	1	2	0	0	12
03 Anderson	0-1	0-1	0-0	0-1-1	1	0	0	0	0	0	3
11 Jackson	0-1	0-0	0-0	0-2-2	0	0	0	0	0	0	7
13 Anciaux	2-2	0-0	0-0	0-1-1	0	4	0	0	0	0	7
21 Ndour	1-3	0-0	5-6	1-1-2	3	7	0	2	1	0	13
22 Peaks	4-5	0-0	2-2	0-1-1	0	10	4	3	0	1	18
24 Sissoko	0-0	0-0	0-0	0-0-0	0	0	0	0	0	0	3
TEAM				0-3-3							
Totals	**24-51**	**2-12**	**13-15**	**3-22-25**	**19**	**63**	**17**	**20**	**1**	**4**	**200**
	47.1	**16.7**	**86.7**								

Creighton	FG	3FG	FT	Reb.	PF	Pts.	A	TO	B	S	M
11 Lockett - g	2-3	0-1	6-6	2-1-3	2	10	1	1	0	0	20
14 Brake - f	4-5	0-0	0-0	1-5-6	4	8	0	1	1	1	18
15 Jensen - g	4-9	1-4	4-5	0-7-7	1	13	6	2	0	3	20
21 Mogensen - g	6-7	1-1	2-4	0-3-3	2	15	5	1	0	1	27
30 Maly - f	6-12	2-5	1-1	0-1-1	1	15	5	0	1	0	25
02 Townsend	4-11	1-5	0-0	1-1-2	1	9	1	4	0	1	19
03 Golladay	0-1	0-0	0-0	0-0-0	1	0	1	0	0	2	12
12 Horan	2-7	1-6	2-2	1-1-2	2	7	0	0	0	2	19
13 Heathcock	0-2	0-2	4-4	1-3-4	2	4	1	1	1	1	4
33 Littrell	4-5	2-2	0-0	1-1-2	1	10	1	1	0	1	17
TEAM				3-1-4							
Totals	**32-62**	**8-26**	**19-22**	**10-24-34**	**17**	**91**	**21**	**11**	**3**	**12**	**200**
	51.6	**30.8**	**86.4**								

Officials: Deanna Jackson, Bill Lawrence, Chaney Muench
Technical Fouls: None **Attendance:** 450

Team	1st	2nd	3rd	4th	Total
Wichita State	11	14	15	23	63
Creighton	23	27	19	22	91

Game 6

Syracuse (3-4) 59
Creighton (4-2) 86

November 26, 2024 • Raider Arena
Destin, Florida

Syracuse	FG	3FG	FT	Reb.	PF	Pts.	A	TO	B	S	M
03 Schmitt - g	2-3	1-2	0-0	0-1-1	1	5	1	2	0	1	11
04 Burrows - g	1-6	1-3	2-2	3-3-6	0	5	1	2	0	1	24
05 Woolley - g	2-8	0-2	4-4	2-2-4	3	8	3	4	0	2	30
22 Wood - f	3-6	0-0	0-0	3-2-5	1	6	0	3	0	0	17
34 Varejão - c	4-9	0-0	0-0	1-1-2	3	8	0	1	0	0	13
01 Scott	4-9	1-2	2-2	1-1-2	1	11	0	2	0	0	25
02 Thompson	1-4	0-0	2-4	0-3-3	1	4	0	0	0	0	18
11 McNabb	0-1	0-1	0-0	0-0-0	0	0	1	0	0	0	5
14 Hawkins	0-4	0-0	0-0	1-1-2	3	0	0	1	0	0	17
15 Velez	1-4	0-1	2-4	0-3-3	1	4	2	1	0	2	16
17 Potts	1-1	0-0	2-2	1-1-2	0	4	1	1	0	0	8
21 Wilson	0-0	0-0	1-2	0-0-0	1	1	0	1	0	0	2
24 Camp	1-2	1-1	0-0	0-0-0	1	3	2	0	0	2	14
TEAM				2-1-3				1			
Totals	**20-57**	**4-12**	**15-20**	**14-19-33**	**16**	**59**	**11**	**18**	**0**	**8**	**200**
	35.1	**33.3**	**75.0**								

Creighton	FG	3FG	FT	Reb.	PF	Pts.	A	TO	B	S	M
11 Lockett - g	3-5	1-2	2-2	0-5-5	1	9	3	2	0	1	23
14 Brake - f	0-4	0-0	0-0	3-0-3	2	0	2	1	1	1	22
15 Jensen - g	8-13	5-7	0-0	0-2-2	2	21	5	3	0	0	30
21 Mogensen - g	2-3	1-1	2-2	0-3-3	1	7	5	3	0	1	23
30 Maly - f	11-14	6-6	0-0	2-1-3	3	28	4	3	0	1	23
02 Townsend	2-7	0-4	0-0	2-3-5	0	4	1	0	1	1	20
03 Golladay	0-1	0-1	1-2	0-1-1	0	1	1	1	0	0	12
12 Horan	2-3	2-3	0-0	1-5-6	2	6	4	0	0	0	17
13 Heathcock	1-4	0-3	2-4	0-2-2	2	4	1	0	0	2	12
33 Littrell	2-4	0-1	2-2	0-4-4	4	6	2	2	0	1	18
Totals	**31-58**	**15-28**	**9-12**	**8-26-34**	**17**	**86**	**28**	**15**	**3**	**7**	**200**
	53.4	**53.6**	**75.0**								

Officials: Molly Caldwell, Deanna Jackson, Chaney Muench
Technical Fouls: None **Attendance:** 500

Team	1st	2nd	3rd	4th	Total
Syracuse	9	12	19	19	59
Creighton	29	26	19	12	86

Game 7

Creighton (5-2) 81
Tulsa (2-5) 59

December 1, 2024 • Reynolds Center
Tulsa, Oklahoma

Creighton	FG	3FG	FT	Reb.	PF	Pts.	A	TO	B	S	M
11 Lockett - g	3-7	0-0	3-4	0-0-0	1	9	3	1	0	0	28
14 Brake - f	5-6	1-1	0-0	0-3-3	0	11	1	0	0	2	17
15 Jensen - g	6-7	3-6	0-0	1-8-9	3	15	5	1	0	2	31
21 Mogensen - g	1-4	0-0	4-4	1-5-6	1	6	3	2	0	2	29
30 Maly - f	6-11	2-3	2-2	4-3-7	2	16	0	3	0	1	26
02 Townsend	3-6	2-3	2-2	0-4-4	2	8	1	1	0	0	20
03 Golladay	0-1	0-1	0-2	0-1-1	1	0	0	0	0	0	7
12 Horan	1-3	0-2	0-0	0-1-1	2	2	0	2	1	0	15
13 Heathcock	1-4	0-1	0-0	0-2-2	0	2	0	1	0	0	11
33 Littrell	1-1	0-0	8-10	2-2-4	1	10	3	1	0	0	12
35 Gentry	1-3	0-0	0-0	1-1-2	0	2	0	0	1	0	4
TEAM				2-1-3							
Totals	**28-63**	**7-17**	**18-26**	**11-31-42**	**13**	**81**	**16**	**12**	**2**	**7**	**200**
	44.4	**41.2**	**69.2**								

Tulsa	FG	3FG	FT	Reb.	PF	Pts.	A	TO	B	S	M
05 Crawford - g	6-19	1-7	2-2	0-4-4	2	15	2	1	1	1	30
07 Bradley - g	2-4	0-0	0-0	0-3-3	4	4	0	2	0	0	20
21 Periman - g	2-3	1-1	0-0	1-4-5	0	5	2	2	3	0	28
22 Cartwright - g	2-6	0-2	0-0	0-3-3	3	4	1	1	1	1	25
24 Hill - g	5-12	0-3	2-2	1-5-6	1	12	1	3	0	1	34
01 Mathews	0-0	0-0	1-2	0-0-0	4	1	2	2	0	1	13
02 Ayson	3-6	1-1	0-0	0-2-2	4	7	1	4	1	1	19
04 Foutch	0-0	0-0	0-0	1-1-2	0	0	0	0	0	1	7
13 Alexander	0-0	0-0	0-0	0-0-0	1	0	1	0	0	0	2
32 Miller	0-2	0-1	0-0	0-0-0	0	0	0	1	1	0	5
33 Alexander	4-9	1-2	2-2	1-0-1	2	11	0	0	1	1	17
TEAM				1-2-3				1			
Totals	**24-61**	**4-17**	**7-8**	**5-24-29**	**21**	**59**	**10**	**17**	**8**	**7**	**200**
	39.3	**23.5**	**87.5**								

Officials: Kim Hobbs, Pualani Spurlock, Jeff Wooten
Technical Fouls: Tulsa-Kristol Ayson **Attendance:** 2,043

Team	1st	2nd	3rd	4th	Total
Creighton	17	18	32	14	81
Tulsa	11	13	22	13	59

Game 8

Creighton (6-2, 1-0 BE) 82
Xavier (4-4, 0-1 BE) 54

December 4, 2024 • Cintas Center
Cincinnati, Ohio

Creighton	FG	3FG	FT	Reb.	PF	Pts.	A	TO	B	S	M
11 Lockett - g	2-4	2-4	0-0	1-4-5	2	6	5	2	1	0	27
14 Brake - f	6-9	1-2	4-4	3-1-4	4	17	0	1	3	2	23
15 Jensen - g	9-12	2-4	3-3	0-5-5	0	23	3	2	1	1	27
21 Mogensen - g	4-8	1-3	0-0	1-4-5	4	9	7	1	0	0	27
30 Maly - f	5-6	2-2	0-0	0-5-5	1	12	1	0	0	1	24
02 Townsend	2-6	2-6	0-0	1-0-1	0	6	3	0	1	0	20
03 Golladay	0-1	0-1	0-0	0-0-0	1	0	0	0	0	0	8
12 Horan	1-4	0-2	0-0	1-0-1	0	2	3	0	2	0	13
13 Heathcock	1-4	1-4	0-0	0-1-1	2	3	0	1	0	1	10
33 Littrell	1-5	0-2	0-0	1-3-4	1	2	1	5	1	1	14
35 Gentry	1-2	0-1	0-0	0-1-1	3	2	0	0	0	0	7
TEAM	**32-61**	**11-31**	**7-7**	**8-25-33**	**18**	**82**	**23**	**12**	**9**	**6**	**200**
Totals	**52.5**	**35.5**	**100.0**								

Xavier	FG	3FG	FT	Reb.	PF	Pts.	A	TO	B	S	M
01 Cristie - f	9-16	0-1	3-6	3-5-8	1	21	3	5	2	0	33
05 Purvis - g	3-7	3-5	0-0	0-4-4	1	9	0	4	0	0	34
08 Kanerva - g	2-8	1-4	1-3	0-4-4	0	6	2	3	0	0	34
15 Oborilova - g	0-1	0-1	0-0	1-0-1	1	0	2	3	0	0	21
31 Orio - f	1-3	0-0	0-0	2-1-3	1	2	5	1	0	0	20
02 Mayo	0-5	0-1	0-0	0-2-2	2	0	0	0	1	1	19
04 Garcia Roig	4-5	1-1	0-0	0-1-1	1	9	0	2	0	2	15
07 López	1-3	0-1	2-2	0-1-1	0	4	0	0	0	0	16
20 Nejašmić	0-0	0-0	1-2	0-1-1	0	1	0	0	0	0	3
21 Borsutzki	0-0	0-0	0-0	0-0-0	0	0	0	0	0	0	1
24 Martinez López	1-2	0-1	0-0	0-0-0	0	2	0	0	0	0	3
TEAM				0-1-1							
Totals	**21-50**	**5-15**	**7-13**	**6-20-26**	**7**	**54**	**12**	**18**	**3**	**3**	**200**
	42.0	**33.3**	**53.8**								

Officials: Julie Krommenhoek, Linda Miles, Jeffrey Smith
Technical Fouls: None **Attendance:** 5,110

Team	1st	2nd	3rd	4th	Total
Creighton	21	21	20	20	82
Xavier	12	7	15	20	54

In a thrilling Emerald Coast Classic tournament, Morgan Maly scored an impressive 28 points in a win over Syracuse.

Game 9

Creighton (7-2) 75
Northern Iowa (4-4) 71

December 7, 2024 • McLeod Center
Cedar Falls, Iowa

Creighton	FG	3FG	FT	Reb.	PF	Pts.	A	TO	B	S	M
11 Lockett - g	4-7	2-3	0-0	1-1-2	3	10	0	3	0	0	31
14 Brake - f	3-5	0-1	1-2	2-3-5	4	7	4	0	0	0	21
15 Jensen - g	6-15	3-10	2-4	1-4-5	3	17	10	5	0	2	39
21 Mogensen - g	3-4	0-1	0-0	0-5-5	2	6	4	5	0	0	30
30 Maly - f	4-10	2-5	4-4	0-5-5	4	14	1	5	0	0	31
02 Townsend	3-5	1-2	0-0	2-0-2	3	7	1	1	0	0	20
12 Horan	1-1	0-0	0-0	0-2-2	0	2	2	0	0	0	10
33 Littrell	4-7	0-2	4-4	1-7-8	0	12	0	1	1	1	18
TEAM				2-2-4							
Totals	**28-54**	**8-24**	**11-14**	**9-29-38**	**19**	**75**	**22**	**20**	**1**	**3**	**200**
	51.9	**33.3**	**78.6**								

Northern Iowa	FG	3FG	FT	Reb.	PF	Pts.	A	TO	B	S	M
00 McDermott - g	10-23	3-4	0-0	1-2-3	1	23	2	1	1	2	32
05 Goebel - f	3-7	0-0	0-0	1-3-4	3	6	0	0	0	1	21
13 Wetering - f	3-6	1-2	0-0	2-0-2	1	7	2	2	0	1	22
15 Jaeger - f	3-7	0-1	1-2	0-3-3	3	7	1	1	0	2	32
24 Laube - g	2-4	2-4	4-4	1-2-3	3	10	1	1	0	1	28
02 Corbin	2-2	0-0	0-2	1-0-1	2	4	0	0	0	0	6
03 Foster	0-0	0-0	0-0	0-0-0	0	0	0	0	0	0	1
21 Sheplee	1-2	0-0	0-0	0-1-1	0	2	1	0	0	0	8
22 Wharton	3-10	1-4	4-4	1-1-2	2	11	1	0	0	0	29
23 Robinson	0-0	0-0	1-2	0-2-2	2	1	4	2	0	0	13
33 Reyerson	0-1	0-1	0-0	0-0-0	0	0	0	0	0	2	8
TEAM				1-5-6				2			
Totals	**27-62**	**7-16**	**10-14**	**8-19-27**	**17**	**71**	**12**	**9**	**1**	**9**	**200**
	43.5	**43.8**	**71.4**								

Officials: Nicole Brannon, Tim Daley, Doug Knight
Technical Fouls: None **Attendance:** 2,745

Team	1st	2nd	3rd	4th	Total
Creighton	19	14	20	22	75
Northern Iowa	19	12	23	17	71

Game 10

Creighton (8-2) 74
Green Bay (7-5) 52

December 14, 2024 • Kress Events Center
Green Bay, Wisconsin

Creighton	FG	3FG	FT	Reb.	PF	Pts.	A	TO	B	S	M
11 Lockett - g	1-5	0-1	0-0	1-3-4	0	2	2	1	0	1	29
14 Brake - f	2-4	0-1	0-0	2-1-3	1	4	4	0	1	2	24
15 Jensen - g	6-13	1-2	2-2	0-4-4	3	15	6	1	1	1	32
21 Mogensen - g	8-13	2-6	0-0	0-7-7	3	18	1	2	0	4	24
30 Maly - f	6-12	3-7	2-2	0-3-3	2	17	1	1	1	0	30
02 Townsend	0-2	0-0	0-0	2-0-2	0	0	2	3	0	1	16
03 Golladay	0-1	0-0	0-0	0-0-0	0	0	1	0	0	1	6
12 Horan	1-2	1-2	0-0	2-3-5	0	3	1	0	0	0	13
13 Heathcock	3-4	2-2	0-0	2-0-2	4	8	0	1	1	0	10
33 Littrell	1-5	1-3	0-0	0-1-1	1	3	1	1	0	1	10
35 Gentry	1-1	0-0	2-2	1-1-2	2	4	0	1	1	0	6
TEAM				0-3-3							
Totals	**29-62**	**10-24**	**6-6**	**10-26-36**	**16**	**74**	**19**	**11**	**5**	**11**	**200**
	46.8	**41.7**	**100.0**								

Green Bay	FG	3FG	FT	Reb.	PF	Pts.	A	TO	B	S	M
01 Schiltz - g	1-6	0-3	2-2	0-5-5	0	4	0	1	0	1	29
11 McNeal - g	8-17	0-1	3-3	3-3-6	2	19	3	4	0	0	29
21 Kondrakiewic - f	0-4	0-0	0-0	2-4-6	1	0	0	1	0	2	18
22 Butler - g	1-3	0-1	2-2	0-5-5	0	4	0	1	0	1	29
34 Schreiber - f	2-10	0-1	3-4	2-3-5	2	7	1	2	0	0	30
03 Meyer	1-2	0-0	0-0	0-2-2	0	2	1	2	0	0	20
05 Lahti	0-0	0-0	0-0	0-0-0	0	0	0	0	0	0	3
12 Genke	2-6	2-4	0-0	0-0-0	1	6	0	2	0	0	25
24 Buzzelle	0-0	0-0	0-0	0-0-0	0	0	1	0	0	0	3
30 Guyer	3-5	1-1	0-0	1-3-4	1	7	1	1	0	0	18
55 Schultz	1-2	0-0	1-4	0-2-2	0	3	0	0	0	0	3
TEAM				4-1-5				2			
Totals	**19-55**	**3-11**	**11-15**	**12-23-35**	**8**	**52**	**8**	**16**	**0**	**3**	**200**
	34.5	**27.3**	**73.3**								

Officials: Mark Berger, Jeff Cross, Kelsey Reynolds
Technical Fouls: None **Attendance:** 1,938

Team	1st	2nd	3rd	4th	Total
Creighton	14	23	17	20	74
Green Bay	8	14	9	21	52

Game 11

Wyoming (5-6) 60
Creighton (9-2) 76

December 17, 2024 • D.J. Sokol Arena
Omaha, Nebraska

Wyoming	FG	3FG	FT	Reb.	PF	Pts.	A	TO	B	S	M
02 Mellema - g	1-8	0-3	1-2	0-5-5	0	3	5	2	0	0	39
05 Barnes - f	7-11	2-6	0-0	0-3-3	3	16	5	1	0	0	35
12 Pedersen - g	7-13	2-4	0-0	0-3-3	0	16	0	1	0	1	34
30 Ustoowska - g	0-2	0-2	0-0	1-8-9	0	0	5	0	1	0	30
45 Fertig - c	10-16	0-0	3-5	3-4-7	1	23	1	7	1	0	31
01 Alvar	0-0	0-0	0-0	3-0-3	0	0	0	1	0	0	8
03 Muma	0-2	0-1	0-0	0-0-0	0	0	0	0	0	0	1
11 Symons	0-0	0-0	0-0	0-0-0	3	0	0	1	0	1	6
14 Ollilainen	1-1	0-0	0-0	0-1-1	1	2	0	0	0	0	7
25 Hamlin	0-0	0-0	0-0	0-0-0	0	0	0	0	0	0	1
42 Dickerson	0-2	0-0	0-0	0-0-0	0	0	1	0	0	0	8
TEAM				0-3-3				1			
Totals	**26-55**	**4-16**	**4-7**	**7-27-34**	**8**	**60**	**17**	**14**	**2**	**2**	**200**
	47.3	**25.0**	**57.1**								

Creighton	FG	3FG	FT	Reb.	PF	Pts.	A	TO	B	S	M
11 Lockett - g	2-4	1-2	0-0	1-4-5	0	5	3	0	0	1	32
14 Brake - f	0-3	0-0	0-0	2-2-4	4	0	2	1	1	3	20
15 Jensen - g	5-15	0-4	1-1	1-0-1	1	11	4	1	0	1	35
21 Mogensen - g	1-8	0-4	0-0	1-3-4	1	2	4	1	1	0	28
30 Maly - f	12-15	2-3	3-3	0-5-5	1	29	0	0	1	2	32
02 Townsend	1-4	1-4	0-0	1-0-1	1	3	2	1	0	0	15
03 Golladay	0-0	0-0	0-0	0-1-1	0	0	0	0	0	0	1
12 Horan	6-11	6-10	0-0	0-4-4	0	18	1	0	0	0	19
33 Littrell	2-4	2-3	0-0	0-1-1	0	6	0	2	0	0	8
35 Gentry	0-0	0-0	0-0	0-0-0	0	0	0	0	0	0	1
TEAM				2-3-5							
Totals	**30-65**	**12-30**	**4-4**	**8-24-32**	**8**	**76**	**16**	**6**	**4**	**7**	**200**
	46.2	40.0	100.0								

Officials: Tiffany Bird, Maj Forsberg, Angelica Suffren
Technical Fouls: None **Attendance:** 1,066

Team	1st	2nd	3rd	4th	Total
Wyoming	15	20	13	12	60
Creighton	25	13	13	25	76

Game 12

Creighton (9-3) 41
#1 UCLA (12-0) 70

December 20, 2024 • Chase Center
San Francisco, California

Creighton	FG	3FG	FT	Reb.	PF	Pts.	A	TO	B	S	M
11 Lockett - g	3-7	1-4	0-0	3-5-8	0	7	1	1	0	1	30
14 Brake - f	1-2	0-0	0-0	0-3-3	2	2	0	0	1	1	14
15 Jensen - g	2-15	0-3	0-0	1-1-2	4	4	0	1	0	0	27
21 Mogensen - g	1-4	1-1	0-0	0-2-2	2	3	1	0	0	2	30
30 Maly - f	3-12	1-4	8-8	1-1-2	2	15	2	3	0	0	27
02 Townsend	4-8	2-5	0-0	0-2-2	2	3	1	0	0	2	30
03 Golladay	0-0	0-0	0-0	0-0-0	0	0	0	0	0	0	5
12 Horan	0-2	0-2	0-2	0-1-1	0	0	1	1	0	0	17
13 Heathcock	0-3	0-2	0-0	0-1-1	2	0	0	2	0	2	9
33 Littrell	0-4	0-1	0-0	1-0-1	1	0	1	2	0	0	9
35 Gentry	0-3	0-0	0-0	1-3-4	0	0	0	0	0	0	10
TEAM				1-0-1							
Totals	**14-60**	**5-22**	**8-10**	**8-18-26**	**13**	**41**	**6**	**10**	**1**	**6**	**200**
	23.3	**22.7**	**80.0**								

#1 UCLA	FG	3FG	FT	Reb.	PF	Pts.	A	TO	B	S	M
00 Barker - f	2-8	0-0	0-0	7-4-11	4	4	2	8	1	0	17
01 Rice - g	8-13	3-4	1-2	0-5-5	0	20	4	0	0	0	27
07 Aarnisalo - g	3-9	0-2	0-0	0-3-3	0	6	2	1	0	1	26
11 Jaquez - f	3-6	0-0	3-3	4-1-5	1	9	1	1	0	0	24
32 Dugalić - f	4-9	1-3	4-4	1-13-14	3	13	3	1	2	2	28
02 Cain	0-2	0-2	0-0	0-1-1	1	0	0	1	0	1	6
03 Jones	2-7	1-4	0-0	0-0-0	2	5	0	1	0	0	24
06 Socka-Nguemen	0-1	0-0	0-0	1-2-3	0	0	0	1	0	0	8
22 Dudley	3-4	0-1	0-0	3-1-4	1	6	0	0	0	0	16
30 Gardiner	2-7	2-5	1-2	0-6-6	1	7	2	2	1	0	24
TEAM				4-3-7							
Totals	**27-66**	**7-21**	**9-11**	**20-39-59**	**13**	**70**	**14**	**16**	**4**	**4**	**200**
	40.9	**33.3**	**81.8**								

Officials: Tiffany Bird, Zac Brost, Brenda Pantoja
Technical Fouls: None **Attendance:** 3,766

Team	1st	2nd	3rd	4th	Total
Creighton	4	19	8	10	41
#1 UCLA	26	16	20	8	70

Game 13

Creighton (10-3, 2-0 BE) 75
St. John's (10-3, 0-2 BE) 56

December 28, 2024 • Carnesecca Arena
Queens, New York

Creighton	FG	3FG	FT	Reb.	PF	Pts.	A	TO	B	S	M
11 Lockett - g	2-6	0-1	1-1	2-0-2	3	5	2	1	0	1	23
14 Brake - f	2-2	0-0	3-3	2-4-6	2	7	2	2	1	1	18
15 Jensen - g	10-18	2-4	1-1	0-4-4	0	23	5	3	0	3	38
21 Mogensen - g	3-7	0-3	2-2	0-7-7	4	8	5	3	0	0	32
30 Maly - f	6-14	2-5	2-4	1-5-6	2	16	1	0	1	2	29
02 Townsend	5-7	1-2	0-0	0-1-1	1	11	0	2	2	0	24
03 Golladay	0-0	0-0	0-0	0-0-0	1	0	0	0	0	0	2
12 Horan	0-2	0-2	0-0	1-4-5	1	0	0	0	0	0	14
13 Heathcock	1-1	1-1	0-0	0-1-1	0	3	0	1	0	0	8
33 Littrell	0-2	0-1	0-0	2-2-4	2	0	0	0	0	0	10
35 Gentry	1-1	0-0	0-0	0-0-0	0	2	0	0	0	0	2
TEAM				1-1-2							
Totals	**30-60**	**6-19**	**9-11**	**9-29-38**	**16**	**75**	**15**	**12**	**4**	**7**	**200**
	50.0	**31.6**	**81.8**								

St. John's	FG	3FG	FT	Reb.	PF	Pts.	A	TO	B	S	M
05 Donald - g	1-4	1-2	0-0	1-4-5	1	3	2	2	0	0	36
13 Dwyer - g	7-15	0-0	3-5	1-2-3	3	17	0	1	1	4	33
14 Lavelle - f	1-6	0-1	2-2	3-2-5	0	4	0	0	0	1	24
21 Gedeon - f	2-5	1-1	0-0	1-1-2	2	5	0	1	0	0	10
23 Mayo - g	3-8	0-0	4-5	1-1-2	1	10	3	1	0	1	30
01 Vanderhoop	1-2	0-0	2-2	0-3-3	0	4	0	2	0	0	21
03 Little	1-5	0-2	0-0	0-1-1	1	2	0	0	0	1	8
04 Owen	4-10	0-1	0-0	0-2-2	1	8	1	1	0	0	27
10 Brown	0-2	0-1	0-0	0-0-0	0	0	0	0	0	0	1
20 Blagrove	1-2	0-0	1-2	1-4-5	1	3	0	2	0	0	10
TEAM				2-1-3				1			
Totals	**21-59**	**2-8**	**12-16**	**10-21-31**	**10**	**56**	**6**	**11**	**1**	**7**	**200**
	35.6	**25.0**	**75.0**								

Officials: Tiara Cruse, Karen Preato, Tyler Trimble
Technical Fouls: None **Attendance:** 1,474

Team	1st	2nd	3rd	4th	Total
Creighton	21	18	17	19	75
St. John's	11	10	17	18	56

In game 11 of the season, Jayme Horan scored a season-high with 18 points helping the Bluejays to a 16-point win over Wyoming

Game 14

Butler (10-6, 0-3 BE) 64
Creighton (11-3, 3-0 BE) 68

January 1, 2025 • D.J. Sokol Arena
Omaha, Nebraska

Butler	FG	3FG	FT	Reb.	PF	Pts.	A	TO	B	S	M
01 Norman - g	2-5	0-2	2-2	0-2-2	2	6	2	3	1	0	22
02 Makalusky - f	1-5	0-1	0-0	0-2-2	3	2	1	1	0	0	11
10 Zeinstra - g	0-3	0-2	1-2	1-5-6	0	1	4	2	0	0	30
11 McGuff - g	5-10	3-3	2-2	3-7-10	4	15	0	4	0	3	37
32 Jaynes - f	5-9	1-1	0-0	0-3-3	1	11	2	2	0	1	24
03 Wiggins	1-4	0-1	0-0	0-1-1	1	2	2	3	0	0	18
12 Carmody	5-8	0-1	6-7	0-3-3	2	16	2	1	0	2	30
14 Land	0-0	0-0	2-2	0-2-2	2	2	1	0	0	0	11
24 Carter	4-6	0-0	1-2	1-2-3	0	9	1	1	0	0	17
TEAM				1-1-2				1			
Totals	**23-50**	**4-11**	**14-17**	**6-28-34**	**15**	**64**	**15**	**18**	**1**	**6**	**200**
	42.0	**33.3**	**53.8**								

Creighton	FG	3FG	FT	Reb.	PF	Pts.	A	TO	B	S	M
11 Lockett - g	1-3	0-2	0-0	0-2-2	3	2	2	3	0	1	29
14 Brake - f	2-4	0-0	1-2	3-3-6	3	5	5	1	2	1	27
15 Jensen - g	8-18	3-8	3-3	0-4-4	5	22	5	1	0	2	35
21 Mogensen - g	0-4	0-1	4-4	0-2-2	1	4	4	3	1	2	27
30 Maly - f	7-19	2-5	1-1	3-7-10	2	17	1	0	2	1	27
02 Townsend	3-5	3-5	0-2	1-0-1	2	9	0	1	0	0	18
03 Golladay	0-0	0-0	0-0	0-0-0	0	0	0	0	0	0	3
12 Horan	4-7	1-4	0-1	3-3-6	2	9	0	0	0	2	22
13 Heathcock	0-0	0-0	0-0	0-0-0	1	0	0	0	0	0	5
33 Littrell	0-1	0-1	0-0	0-1-1	2	0	0	1	0	0	5
35 Gentry	0-0	0-0	0-0	0-0-0	0	0	0	0	0	0	2
TEAM				0-0-0				3			
Totals	**25-61**	**9-26**	**9-13**	**10-22-32**	**21**	**68**	**17**	**13**	**5**	**9**	**200**
	41.0	**34.6**	**69.2**								

Officials: Krystle Apellaniz, Talisa Green, Mark Resch
Technical Fouls: None **Attendance:** 2,196

Team	1st	2nd	3rd	4th	Total
Butler	9	15	18	22	64
Creighton	17	19	15	17	68

Game 15

Creighton (12-3, 4-0 BE) 60
Providence (8-9, 1-3 BE) 46

January 4, 2025 • Alumni Hall/Mulaney Gymnasium
Providence, Rhode Island

Creighton	FG	3FG	FT	Reb.	PF	Pts.	A	TO	B	S	M
11 Lockett - g	3-8	0-2	2-2	2-3-5	1	8	2	0	0	2	36
14 Brake - f	2-5	0-0	0-0	3-5-8	3	4	0	0	0	3	22
15 Jensen - g	4-14	0-4	2-2	0-2-2	0	10	2	1	0	1	30
21 Mogensen - g	3-5	0-1	1-1	0-0-0	3	7	1	1	0	2	24
30 Maly - f	4-13	2-7	4-4	2-5-7	3	14	1	2	0	0	28
02 Townsend	2-5	1-3	0-0	1-1-2	1	5	1	0	1	0	19
03 Golladay	0-0	0-0	0-0	0-0-0	0	0	0	0	0	0	3
12 Horan	1-4	0-2	2-2	0-0-0	0	4	1	1	0	1	18
13 Heathcock	1-4	0-1	2-3	0-2-2	2	4	2	2	0	0	10
33 Littrell	1-3	0-2	0-0	0-1-1	0	2	0	1	0	0	6
35 Gentry	1-1	0-0	0-0	0-1-1	4	2	0	0	0	0	4
TEAM				2-6-8				2			
Totals	**22-62**	**3-22**	**13-14**	**10-26-36**	**17**	**60**	**10**	**10**	**1**	**9**	**200**
	35.5	**13.6**	**92.9**								

Providence	FG	3FG	FT	Reb.	PF	Pts.	A	TO	B	S	M
01 Sheppard - g	1-2	1-2	0-0	0-4-4	1	3	1	2	0	1	12
02 Efosa - g	3-17	0-2	2-2	1-2-3	3	8	5	5	0	0	36
13 Morales - f	0-7	0-4	0-0	1-5-6	2	0	0	3	0	1	28
22 Farrell - g	2-7	0-1	1-1	1-4-5	3	5	1	1	1	1	20
31 Olsen - f	3-5	0-0	0-0	1-5-6	2	6	1	3	0	0	19
05 Hall	1-2	1-1	0-0	0-1-1	2	3	1	0	1	1	16
11 Scott	0-1	0-0	0-0	0-1-1	0	0	0	0	0	0	2
15 Scarlett	0-5	0-3	2-2	0-2-2	0	2	2	1	0	0	21
23 Bandoma	2-4	0-0	3-5	3-1-4	1	7	0	4	0	0	18
24 Koch	1-1	0-0	0-0	1-0-1	0	2	0	0	0	1	3
33 Archibald	3-5	0-1	1-1	2-1-3	3	7	1	3	0	0	19
34 Shields	1-1	1-1	0-0	0-0-0	1	3	0	0	0	0	6
TEAM				4-5-9							
Totals	**17-57**	**3-15**	**9-11**	**14-31-45**	**18**	**46**	**12**	**22**	**2**	**5**	**200**
	29.8	**20.0**	**81.8**								

Officials: Tom Danaher, Kayla Maxey, Jeffrey Smith
Technical Fouls: None **Attendance:** 783

Team	1st	2nd	3rd	4th	Total
Creighton	13	10	23	14	60
Providence	8	18	2	18	46

Game 16

Marquette (10-5, 2-2 BE) 68
Creighton (13-3, 5-0 BE) 71

January 8, 2025 • D.J. Sokol Arena
Omaha, Nebraska

Marquette	FG	3FG	FT	Reb.	PF	Pts.	A	TO	B	S	M
01 Volker - g	8-11	3-5	0-0	0-1-1	2	19	3	4	1	1	36
02 Mason - g	7-15	0-1	4-4	1-3-4	0	18	2	1	0	2	31
11 Forbes - f	5-10	1-4	2-4	1-4-5	2	13	1	3	1	0	36
22 Vice - g	3-4	0-0	1-1	1-6-7	2	7	3	2	0	1	33
23 Porter - g	1-3	1-2	0-0	2-2-4	3	3	6	5	0	0	30
04 Cracknell	0-0	0-0	0-0	0-1-1	1	0	0	0	0	0	8
14 Bediako	0-0	0-0	0-0	1-1-2	3	0	0	2	0	0	7
21 Perkins	4-7	0-1	0-0	0-4-4	0	8	0	1	0	1	19
TEAM				0-1-1				1			
Totals	**28-50**	**5-13**	**7-9**	**6-23-29**	**13**	**68**	**15**	**19**	**2**	**5**	**200**
	56.0	**38.5**	**77.8**								

Creighton	FG	3FG	FT	Reb.	PF	Pts.	A	TO	B	S	M
11 Lockett - g	1-4	0-1	1-2	0-1-1	1	3	6	1	0	3	34
14 Brake - f	2-7	0-1	3-4	1-2-3	1	7	3	0	0	0	22
15 Jensen - g	7-19	3-7	0-0	1-0-1	2	17	6	4	0	1	35
21 Mogensen - g	3-7	1-2	0-0	0-5-5	1	7	3	2	0	1	31
30 Maly - f	10-11	8-9	0-0	1-5-6	1	28	1	3	1	2	36
02 Townsend	1-4	0-1	1-2	2-1-3	0	3	1	0	0	1	20
03 Golladay	0-0	0-0	0-0	0-0-0	0	0	0	0	0	0	0+
12 Horan	2-4	2-4	0-0	1-0-1	3	6	1	0	0	0	16
13 Heathcock	0-0	0-0	0-0	0-1-1	1	0	0	0	0	0	2
33 Littrell	0-1	0-1	0-0	0-1-1	0	0	0	0	0	0	4
TEAM				2-0-2				2			
Totals	**26-57**	**14-26**	**5-8**	**8-16-24**	**10**	**71**	**21**	**12**	**1**	**8**	**200**
	45.6	**53.8**	**62.5**								

Officials: Ashley Gloss, NyKesha Thompson, Joe Vaszily
Technical Fouls: None **Attendance:** 1,290

Team	1st	2nd	3rd	4th	Total
Marquette	13	13	24	18	68
Creighton	13	24	21	13	71

Game 17

Creighton (14-3, 6-0 BE) 72
Seton Hall (8-9, 4-1 BE) 64

January 11, 2025 • Walsh Gymnasium
South Orange, New Jersey

Creighton	FG	3FG	FT	Reb.	PF	Pts.	A	TO	B	S	M
11 Lockett - g	2-6	0-2	1-1	2-1-3	2	5	1	0	0	0	34
14 Brake - f	2-2	0-0	0-2	1-4-5	2	4	2	1	0	2	22
15 Jensen - g	3-14	1-6	2-2	1-3-4	3	9	1	4	1	1	35
21 Mogensen - g	8-14	2-4	0-0	0-8-8	2	18	6	2	0	1	36
30 Maly - f	8-16	4-8	3-4	2-5-7	2	23	3	3	0	1	37
02 Townsend	3-5	0-1	0-0	0-1-1	1	6	2	0	0	0	18
12 Horan	2-2	1-1	0-0	0-2-2	2	5	2	1	0	0	13
13 Heathcock	0-0	0-0	0-0	0-2-2	0	0	0	0	0	0	2
33 Littrell	0-1	0-0	2-2	0-0-0	0	2	0	0	0	1	3
TEAM				1-1-2							
Totals	**28-60**	**8-22**	**8-11**	**7-27-34**	**14**	**72**	**17**	**11**	**1**	**6**	**200**
	46.7	**36.4**	**72.7**								

Seton Hall	FG	3FG	FT	Reb.	PF	Pts.	A	TO	B	S	M
00 Eads - g	4-12	1-5	2-4	2-3-5	0	11	4	2	0	1	40
03 Masonis - g	8-13	0-0	2-2	1-5-6	3	18	5	4	0	0	38
07 Lops - f	3-9	1-4	3-3	0-6-6	1	10	0	1	0	2	37
13 Hunter - g	2-4	0-2	0-0	1-2-3	1	4	0	2	1	1	18
22 Wright - f	2-8	1-3	2-2	2-1-3	4	7	4	0	0	0	20
01 Bland-Fitzpatrick	2-6	0-2	2-2	1-4-5	3	6	0	2	0	0	21
04 Jones	0-0	0-0	0-0	1-0-1	1	0	0	0	0	0	2
14 Lawson	3-11	0-4	2-2	3-3-6	2	8	1	0	1	0	24
TEAM				2-2-4				1			
Totals	**24-63**	**3-20**	**13-15**	**13-26-39**	**15**	**64**	**14**	**12**	**2**	**4**	**200**
	38.1	**15.0**	**86.7**								

Officials: Tiffany Bird, Pualani Spurlock, Teresa Stuck
Technical Fouls: None **Attendance:** 921

Team	1st	2nd	3rd	4th	Total
Creighton	17	22	16	17	72
Seton Hall	15	12	22	15	64

Game 18

DePaul (9-11, 4-3 BE) 71
Creighton (15-3, 7-0 BE) 92

January 18, 2025 • D.J. Sokol Arena
Omaha, Nebraska

DePaul	FG	3FG	FT	Reb.	PF	Pts.	A	TO	B	S	M
0 Johnson-Matthews - g	2-6	1-1	4-4	0-3-3	1	9	1	1	0	0	33
9 Newman - g	2-8	0-0	0-0	1-4-5	2	4	2	1	0	1	19
11 Lee - f	0-3	0-0	0-0	0-0-0	1	0	2	2	0	0	11
20 McCline - g	5-8	2-5	0-0	1-4-5	2	12	3	3	1	1	27
33 Allen - g	7-13	0-0	8-9	2-1-3	3	22	5	1	0	0	35
3 Ohiaeril	0-1	0-1	2-2	1-1-2	0	2	0	0	0	0	6
10 Walker	0-1	0-0	0-0	0-2-2	1	0	0	0	0	0	17
12 Minch	1-2	1-2	0-0	0-0-0	1	3	0	0	0	0	3
21 Nelson	0-0	0-0	0-0	0-0-0	2	0	0	1	0	1	3
25 Clarke	3-10	2-6	0-0	0-1-1	1	8	1	1	1	0	22
30 Smith	5-9	1-5	0-0	1-2-3	1	11	3	4	0	0	21
35 Klatt	0-0	0-0	0-0	0-1-1	0	0	0	0	0	1	3
TEAM				3-0-3							
Totals	**25-61**	**7-20**	**14-15**	**9-19-28**	**15**	**71**	**17**	**14**	**2**	**4**	**200**
	41.0	**35.0**	**93.3**								

Creighton	FG	3FG	FT	Reb.	PF	Pts.	A	TO	B	S	M
11 Lockett - g	5-8	0-2	2-3	2-3-5	1	12	3	1	0	1	24
14 Brake - f	0-3	0-0	0-2	1-3-4	2	0	2	0	1	0	15
15 Jensen - g	8-12	1-4	3-3	2-4-6	2	20	6	4	0	0	37
21 Mogensen - g	8-15	3-7	2-2	1-2-3	1	21	6	1	0	1	30
30 Maly - f	4-7	1-2	0-0	2-8-10	2	9	0	1	1	1	31
02 Townsend	4-5	2-2	0-0	0-2-2	2	10	0	1	1	2	20
03 Golladay	0-0	0-0	0-0	0-0-0	0	0	0	0	0	0	4
12 Horan	2-4	2-4	0-0	0-1-1	1	6	3	1	0	2	19
13 Heathcock	3-6	1-3	0-0	0-3-3	1	7	0	0	0	0	10
33 Littrell	1-2	1-2	2-2	1-0-1	1	5	0	1	0	1	6
35 Gentry	0-0	0-0	2-2	1-0-1	1	2	0	2	0	0	4
TEAM				0-1-1							
Totals	**35-62**	**11-26**	**11-14**	**10-27-37**	**14**	**92**	**20**	**12**	**3**	**8**	**200**
	56.5	**42.3**	**78.6**								

Officials: Zac Brost, Trevor Inouye, Meadow Overstreet
Technical Fouls: None **Attendance:** 1,321

Team	1st	2nd	3rd	4th	Total
DePaul	23	12	20	16	71
Creighton	21	27	24	20	92

Molly Mogensen put up 21 points in a game against DePaul on Jan. 18th. She averaged 14.2 points and made every free throw during this stretch of five games.

Game 19

Creighton (16-3, 8-0 BE) 63
Butler (12-9, 2-6 BE) 52

January 22, 2025 • Hinkle Fieldhouse
Indianapolis, Indiana

Creighton	FG	3FG	FT	Reb.	PF	Pts.	A	TO	B	S	M
11 Lockett - g	1-3	0-2	0-0	0-2-2	0	2	0	0	0	2	25
14 Brake - f	1-3	0-0	0-0	0-4-4	3	2	3	4	1	4	22
15 Jensen - g	8-15	5-9	1-1	0-3-3	1	22	5	2	0	2	40
21 Mogensen - g	4-10	1-3	2-2	1-2-3	0	11	3	0	1	0	34
30 Maly - f	10-21	2-6	2-2	0-6-6	2	24	1	0	0	1	32
02 Townsend	1-3	0-2	0-0	0-1-1	1	2	0	0	0	0	21
12 Horan	0-2	0-2	0-0	2-0-2	0	0	0	1	0	2	20
13 Heathcock	0-0	0-0	0-0	0-0-0	2	0	0	0	0	0	3
33 Littrell	0-0	0-0	0-0	0-0-0	1	0	0	0	0	0	3
TEAM				4-1-5				2			
Totals	**25-57**	**8-24**	**5-5**	**7-19-26**	**10**	**63**	**12**	**8**	**2**	**11**	**200**
	43.9	**33.3**	**100.0**								

Butler	FG	3FG	FT	Reb.	PF	Pts.	A	TO	B	S	M
01 Norman - g	1-6	1-4	0-0	0-1-1	1	3	2	0	0	1	22
10 Zeinstra - g	2-4	2-2	0-0	0-4-4	2	6	1	3	0	0	29
11 McGuff - g	6-8	2-4	1-1	2-11-13	2	15	0	5	0	0	33
12 Carmody - g	4-7	0-2	1-2	2-2-4	3	9	1	7	0	2	35
32 Jaynes - f	7-10	1-1	1-3	1-3-4	0	16	2	1	0	0	29
02 Makalusky	0-4	0-1	0-0	0-0-0	1	0	1	2	0	0	19
03 Wiggins	1-4	1-3	0-0	0-0-0	1	3	3	0	0	0	17
14 Land	0-1	0-0	0-0	0-0-0	0	0	0	1	0	0	6
24 Carter	0-1	0-0	0-0	1-0-1	1	0	0	0	0	0	7
31 Stoddard	0-0	0-0	0-0	0-1-1	1	0	0	0	0	0	3
TEAM				1-1-2				1			
Totals	**21-45**	**7-17**	**3-6**	**7-23-30**	**12**	**52**	**10**	**20**	**0**	**3**	**200**
	46.7	**41.2**	**50.0**								

Officials: Katie Lukanich, Pualani Spurlock, Ed Sidlasky
Technical Fouls: None **Attendance:** 864

Team	1st	2nd	3rd	4th	Total
Creighton	15	16	16	16	63
Butler	10	13	9	20	52

Game 20

#6 Connecticut (19-2, 10-0 BE) 72
Creighton (16-4, 8-1 BE) 61

January 25, 2025 • CHI Health Center
Omaha, Nebraska

#6 Connecticut	FG	3FG	FT	Reb.	PF	Pts.	A	TO	B	S	M
5 Bueckers - g	9-20	3-8	1-1	2-3-5	1	22	4	1	0	0	38
8 El Alfy - c	0-2	0-0	1-2	2-2-4	0	1	0	0	0	0	8
20 Chen - g	4-12	0-6	1-1	0-1-1	2	9	3	0	0	2	25
21 Strong - f	9-17	0-1	8-8	4-8-12	4	26	3	0	4	5	37
35 Fudd - g	2-8	0-2	0-0	0-1-1	4	4	3	2	0	2	34
2 Arnold	2-6	1-2	1-1	1-4-5	1	6	1	0	1	2	23
12 Shade	1-3	0-1	0-0	1-5-6	1	2	2	1	0	2	23
23 Cheli	0-1	0-0	0-0	0-0-0	1	0	1	0	0	0	5
25 Brady	1-1	0-0	0-0	1-0-1	0	2	2	1	0	0	7
TEAM				0-4-4				1			
Totals	**28-70**	**4-20**	**12-13**	**11-28-39**	**14**	**72**	**19**	**6**	**5**	**13**	**200**
	40.0	**20.0**	**92.3**								

Creighton	FG	3FG	FT	Reb.	PF	Pts.	A	TO	B	S	M
12 Horan - g	1-2	1-2	0-0	1-3-4	2	3	3	1	1	1	30
14 Brake - f	2-6	0-0	0-1	1-3-4	4	4	5	1	0	0	17
15 Jensen - g	5-12	1-6	0-0	0-7-7	1	11	2	3	0	0	40
21 Mogensen - g	5-10	2-4	2-2	0-7-7	5	14	4	5	1	0	34
30 Maly - f	5-15	2-6	2-2	1-8-9	1	14	3	3	1	0	35
02 Townsend	1-5	1-4	0-0	1-1-2	1	3	0	1	1	0	24
13 Heathcock	0-0	0-0	0-0	0-0-0	0	0	0	1	0	0	2
33 Littrell	5-7	1-2	1-1	0-1-1	1	12	0	1	0	0	18
TEAM				2-2-4				2			
Totals	**24-57**	**8-24**	**5-6**	**6-32-38**	**15**	**61**	**17**	**18**	**4**	**1**	**200**
	42.1	**33.3**	**83.3**								

Officials: Mark Berger, Bruce Morris, In'Fini Robinson
Technical Fouls: None **Attendance:** 11,141

Team	1st	2nd	3rd	4th	Total
#6 Connecticut	15	18	23	16	72
Creighton	13	6	19	23	61

Game 21

Creighton (17-4, 9-1 BE) 84
Georgetown (10-11, 3-7 BE) 70

January 29, 2025 • McDonough Arena
Washington, D.C.

Creighton	FG	3FG	FT	Reb.	PF	Pts.	A	TO	B	S	M
12 Horan - g	2-4	2-4	0-0	0-3-3	4	6	2	0	0	1	20
14 Brake - f	4-8	1-1	3-3	3-6-9	0	12	3	2	1	3	28
15 Jensen - g	7-14	6-8	2-2	0-4-4	3	22	4	3	0	0	34
21 Mogensen - g	9-11	2-3	2-4	1-6-7	3	22	7	2	0	1	30
30 Maly - f	6-13	1-5	0-0	0-2-2	3	13	4	3	1	0	37
02 Townsend	1-3	0-2	1-1	0-2-2	1	3	1	0	0	0	18
03 Golladay	0-0	0-0	0-0	0-0-0	0	0	0	0	0	0	0+
11 Lockett	2-2	1-1	1-2	2-1-3	1	6	2	2	0	0	23
13 Heathcock	0-0	0-0	0-0	0-0-0	0	0	0	0	0	0	2
33 Littrell	0-1	0-1	0-0	0-1-1	1	0	0	2	0	1	8
TEAM				2-0-2				1			
Totals	**31-56**	**13-25**	**9-12**	**8-25-33**	**16**	**84**	**23**	**15**	**2**	**6**	**200**
	55.4	**52.0**	**75.0**								

Georgetown	FG	3FG	FT	Reb.	PF	Pts.	A	TO	B	S	M
01 Ransom - g	9-20	0-4	2-3	3-5-8	5	20	4	2	0	1	33
03 Rivera - g	4-7	1-3	0-0	0-2-2	3	9	0	2	0	2	25
08 Hession - g	6-14	3-6	2-2	1-4-5	3	17	1	1	1	3	35
21 Jenkins - c	3-9	0-0	0-1	2-3-5	1	6	0	1	0	0	20
32 Ryan - g	2-3	1-2	1-1	0-2-2	4	6	2	0	0	0	34
00 Wilson	0-0	0-0	0-0	0-0-0	1	0	1	0	0	0	7
02 McBride	2-3	1-2	0-0	0-2-2	0	5	1	2	0	0	16
07 Araujo-Dagba	0-1	0-0	2-2	0-0-0	0	2	1	0	0	0	6
10 Ajobiewe	2-3	0-0	0-0	1-0-1	1	4	0	1	0	1	11
25 Myricks	0-0	0-0	1-2	0-0-0	0	1	2	1	0	0	13
TEAM				1-0-1				2			
Totals	**28-60**	**6-17**	**8-11**	**8-18-26**	**18**	**70**	**12**	**12**	**1**	**7**	**200**
	46.7	**35.3**	**72.7**								

Officials: Bryan Brunette, Courtney Robinson, Joseph Vaszily
Technical Fouls: None **Attendance:** 313

Team	1st	2nd	3rd	4th	Total
Creighton	22	23	21	18	84
Georgetown	16	21	14	19	70

Game 23

Seton Hall (16-6, 8-3 BE) 56
Creighton (19-4, 11-1 BE) 72

February 5, 2025 • D.J. Sokol Arena
Omaha, Nebraska

Seton Hall	FG	3FG	FT	Reb.	PF	Pts.	A	TO	B	S	M
00 Eads - g	2-13	0-4	4-6	0-5-5	3	8	3	2	0	0	35
03 Masonis - g	3-8	0-0	0-0	0-2-2	3	6	1	1	0	0	31
05 Catalon - g	4-9	1-2	2-2	0-3-3	2	11	0	1	0	3	34
07 Lops - f	2-8	1-3	0-0	1-3-4	1	5	1	0	2	0	25
22 Wright - f	1-4	0-1	1-2	1-2-3	0	3	2	3	0	1	16
01 Bland-Fitzpatrick	0-2	0-0	1-2	1-1-2	3	1	0	0	0	1	10
04 Jones	1-1	0-0	1-2	0-1-1	0	3	0	0	0	0	5
13 Hunter	2-3	0-0	0-0	0-2-2	0	4	0	0	0	0	10
14 Lawson	4-8	1-2	2-2	1-4-5	3	11	2	0	0	0	27
24 Parker	2-3	0-0	0-0	0-1-1	0	4	0	0	0	1	6
TEAM				0-3-3							
Totals	**21-59**	**3-12**	**11-16**	**4-27-31**	**15**	**56**	**9**	**7**	**2**	**6**	**200**
	35.6	**25.0**	**68.8**								

Creighton	FG	3FG	FT	Reb.	PF	Pts.	A	TO	B	S	M
11 Lockett - g	1-2	0-1	1-1	1-3-4	2	3	3	2	0	0	26
14 Brake - f	0-4	0-1	0-0	2-5-7	1	0	2	1	0	0	20
15 Jensen - g	8-13	5-9	0-0	1-2-3	0	21	4	0	0	0	35
21 Mogensen - g	0-8	0-6	0-0	0-2-2	3	0	3	1	0	1	22
02 Townsend	0-6	0-5	0-0	1-5-6	2	0	2	0	0	0	22
03 Golladay	0-0	0-0	0-0	0-0-0	0	0	0	0	0	0	5
12 Horan	5-7	5-7	2-2	1-3-4	3	17	1	2	0	0	14
13 Heathcock	2-5	1-3	0-0	0-2-2	2	5	0	1	0	0	8
33 Littrell	3-5	2-3	2-2	0-7-7	0	10	2	0	0	0	13
35 Gentry	0-0	0-0	0-0	0-1-1	1	0	0	2	0	0	5
TEAM				0-0-0				1			
Totals	**25-61**	**16-40**	**6-6**	**8-38-46**	**15**	**72**	**21**	**13**	**0**	**3**	**200**
	41.0	**40.0**	**100.0**								

Officials: Fatou Cissoko-Stephens, Brandon Enterline, Saif Esho
Technical Fouls: None **Attendance:** 1,153

Team	1st	2nd	3rd	4th	Total
Seton Hall	10	16	14	16	56
Creighton	17	21	20	14	72

Game 24

Creighton (20-4, 12-1 BE) 70
Villanova (13-11, 7-5 BE) 57

February 8, 2025 • Finneran Pavilion
Villanova, Pennslyvania

Creighton	FG	3FG	FT	Reb.	PF	Pts.	A	TO	B	S	M
11 Lockett - g	1-4	0-1	0-0	0-4-4	1	2	0	2	0	1	26
14 Brake - f	0-1	0-0	0-0	4-1-5	3	0	1	2	0	0	13
15 Jensen - g	10-18	3-5	2-2	0-4-4	1	25	4	1	0	3	40
21 Mogensen - g	3-7	2-3	4-4	1-5-6	2	12	3	1	0	1	36
30 Maly - f	9-22	1-7	4-5	2-8-10	0	23	1	1	0	0	37
02 Townsend	2-4	1-2	0-0	1-1-2	0	5	2	1	0	0	21
03 Golladay	0-0	0-0	0-0	0-1-1	0	0	0	0	0	0	0+
12 Horan	1-4	1-3	0-0	0-0-0	2	3	4	1	0	0	23
13 Heathcock	0-0	0-0	0-0	0-1-1	1	0	0	0	0	0	4
35 Gentry	0-0	0-0	0-0	0-0-0	0	0	0	0	0	0	0+
TEAM				0-2-2							
Totals	**26-60**	**8-21**	**10-11**	**8-27-35**	**10**	**70**	**15**	**9**	**0**	**5**	**200**
	43.3	**38.1**	**90.9**								

Villanova	FG	3FG	FT	Reb.	PF	Pts.	A	TO	B	S	M
07 Power-Cassidy - g	0-3	0-3	0-0	0-1-1	1	0	0	0	1	0	25
11 Bascoe - g	8-19	2-7	3-4	0-7-7	2	21	4	2	0	2	36
23 Burke - g	1-6	1-2	3-3	0-6-6	1	6	1	1	0	3	24
25 Carter - f	6-10	0-0	1-1	4-4-8	2	13	3	5	0	0	23
34 Webber - g	3-8	1-3	0-0	0-2-2	3	7	4	3	2	0	37
04 Orihel	1-2	0-1	0-0	0-1-1	0	2	1	0	0	1	17
05 Allen	1-3	0-1	0-0	0-0-0	3	2	1	1	0	0	11
08 Green	1-1	0-0	0-0	0-0-0	2	2	0	0	0	0	8
14 Edmanson	1-2	0-0	0-0	0-0-0	0	2	0	1	0	0	3
24 Ceseretti	1-2	0-0	0-0	0-1-1	0	2	0	0	0	0	16
TEAM				2-3-5							
Totals	**23-56**	**4-17**	**7-8**	**6-25-31**	**14**	**57**	**14**	**13**	**3**	**6**	**200**
	41.1	**23.5**	**87.5**								

Officials: Ashlee Goode, Karen Preato, Joe Vaszily
Technical Fouls: None **Attendance:** 1,951

Team	1st	2nd	3rd	4th	Total
Creighton	19	17	16	18	70
Villanova	11	20	17	9	57

Game 22

Providence (9-15, 2-9 BE) 66
Creighton (18-4, 10-1 BE) 79

February 2, 2025 • D.J. Sokol Arena
Omaha, Nebraska

Providence	FG	3FG	FT	Reb.	PF	Pts.	A	TO	B	S	M
02 Efosa - g	2-6	1-2	4-4	0-4-4	4	9	1	2	0	0	32
13 Morales - f	3-5	0-1	0-0	0-4-4	1	6	4	0	1	0	20
15 Scarlett - g	1-3	0-2	0-0	1-0-1	0	2	1	0	0	0	11
22 Farrell - g	4-6	1-2	2-2	1-2-3	5	11	2	2	1	0	28
31 Olsen - f	10-16	1-3	1-4	1-9-10	3	22	1	3	0	1	36
01 Sheppard	4-6	1-3	0-2	0-2-2	0	9	4	0	0	1	34
05 Hall	2-5	2-5	1-4	0-0-0	3	7	3	0	0	0	24
10 Sirtautaite	0-1	0-0	0-0	0-0-0	0	0	0	1	0	0	2
11 Scott	0-1	0-1	0-0	0-0-0	0	0	0	0	0	0	3
23 Bandoma	0-0	0-0	0-0	0-0-0	1	0	0	0	0	0	0+
24 Koch	0-1	0-0	0-0	0-0-0	0	0	0	0	0	0	1
33 Archibald	0-0	0-0	0-0	1-0-1	0	0	0	0	0	0	9
TEAM				0-1-1							
Totals	**26-50**	**6-19**	**8-16**	**4-22-26**	**17**	**66**	**16**	**8**	**2**	**2**	**200**
	52.0	**31.6**	**50.0**								

Creighton	FG	3FG	FT	Reb.	PF	Pts.	A	TO	B	S	M
11 Lockett - g	1-3	0-0	0-1	1-4-5	0	2	2	0	0	0	26
14 Brake - f	3-4	0-1	1-2	2-0-2	2	7	1	0	1	2	22
15 Jensen - g	6-14	2-6	2-4	0-4-4	4	16	1	0	0	0	33
21 Mogensen - g	7-11	3-4	0-0	1-7-8	1	17	5	4	0	0	37
30 Maly - f	5-13	2-6	1-1	2-3-5	4	13	3	0	1	0	25
02 Townsend	3-5	1-3	0-0	0-2-2	0	7	3	0	0	1	22
03 Golladay	0-0	0-0	0-0	0-1-1	0	0	0	0	0	0	1
12 Horan	3-7	2-5	8-9	2-2-4	2	16	3	0	0	0	21
13 Heathcock	0-0	0-0	1-2	0-0-0	0	1	0	1	0	0	1
33 Littrell	0-2	0-2	0-0	1-1-2	0	0	1	0	0	0	11
35 Gentry	0-0	0-0	0-0	0-0-0	0	0	0	0	0	0	1
TEAM				1-0-1				1			
Totals	**28-59**	**10-27**	**13-19**	**10-24-34**	**13**	**79**	**19**	**6**	**2**	**3**	**200**
	47.5	**37.5**	**68.4**								

Officials: Ashley Gloss,Alexis Perez, Tasha Smith
Technical Fouls: None **Attendance:** 2,239

Team	1st	2nd	3rd	4th	Total
Providence	22	11	21	12	66
Creighton	22	17	14	26	79

Mallory Brake posted 12 points and made 100 percent of free throw attempts against Georgetown which helped Creighton to a 14 point victory.

Game 25

Georgetown (11-14, 4-10 BE) 48
#24 Creighton (21-4, 13-1 BE) 70

February 15, 2025 • D.J. Sokol Arena
Omaha, Nebraska

Georgetown	FG	3FG	FT	Reb.	PF	Pts.	A	TO	B	S	M
01 Ransom - g	8-22	2-4	2-6	1-5-6	2	20	4	2	0	3	40
03 Rivera - g	3-7	1-2	0-0	1-4-5	2	7	3	2	1	0	33
08 Hession - g	4-14	3-6	1-2	0-6-6	3	12	3	1	0	1	38
21 Jenkins - c	2-6	0-0	0-0	6-7-13	1	4	1	1	0	0	30
32 Ryan - g	0-3	0-1	0-0	0-1-1	2	0	0	2	0	0	23
00 Wilson	1-5	1-4	0-0	0-0-0	1	3	0	0	0	0	19
05 McConnell	0-1	0-1	0-0	0-0-0	1	0	0	1	0	0	2
07 Araujo-Dagba	1-1	0-0	0-0	0-2-2	0	2	0	0	1	0	8
10 Ajobiewe	0-0	0-0	0-0	0-1-1	0	0	0	0	0	0	3
25 Myricks	0-0	0-0	0-0	0-0-0	0	0	0	0	0	0	4
TEAM				1-0-1							
Totals	**19-59**	**7-18**	**3-8**	**9-26-35**	**12**	**48**	**11**	**9**	**2**	**4**	**200**
	32.2	**38.9**	**37.5**								

#24 Creighton	FG	3FG	FT	Reb.	PF	Pts.	A	TO	B	S	M
12 Horan - g	3-4	3-4	0-0	0-2-2	1	9	2	0	0	0	21
14 Brake - f	3-8	1-2	0-0	5-3-8	2	7	4	0	0	0	25
15 Jensen - g	8-19	1-5	0-0	1-8-9	2	17	4	2	2	1	32
21 Mogensen - g	1-7	0-2	0-0	1-7-8	1	2	3	0	0	1	31
30 Maly - f	7-10	2-2	2-2	0-6-6	1	18	2	1	0	0	27
02 Townsend	3-5	1-2	0-0	0-3-3	1	7	0	1	0	0	18
03 Golladay	0-2	0-0	0-0	1-0-1	0	0	1	0	0	0	6
11 Lockett	2-3	0-0	1-1	1-1-2	2	5	2	0	1	2	18
13 Heathcock	0-3	0-2	0-0	0-2-2	0	0	0	0	0	0	7
33 Littrell	1-4	1-1	2-2	0-0-0	3	5	2	2	0	0	13
35 Gentry	0-1	0-0	0-0	0-1-1	0	0	0	0	0	0	2
TEAM				3-0-2				1			
Totals	**28-66**	**9-20**	**5-5**	**12-33-45**	**13**	**70**	**20**	**6**	**3**	**4**	**200**
	42.4	**45.0**	**100.0**								

Officials: Zac Brost, Kayla Maxey, Jeff Wooten
Technical Fouls: None **Attendance:** 1,862

Team	1st	2nd	3rd	4th	Total
Georgetown	13	12	9	14	48
#24 Creighton	11	20	26	13	70

Game 26

St. John's (14-12, 4-11 BE) 62
#23 Creighton (22-4, 14-1 BE)..... 65

February 19, 2025 • D.J. Sokol Arena
Omaha, Nebraska

St. John's	FG	3FG	FT	Reb.	PF	Pts.	A	TO	B	S	M
04 Owen - g	2-6	2-3	4-4	0-4-4	3	10	1	1	0	1	37
05 Donald - g	5-9	2-5	0-0	0-7-7	1	12	4	1	0	4	39
13 Dwyer - g	8-16	2-5	0-0	0-3-3	3	18	2	3	0	3	35
14 Lavelle - f	6-10	0-2	2-2	1-5-6	2	14	1	1	1	0	38
23 Mayo - g	4-9	0-2	0-0	0-2-2	2	8	4	1	0	1	37
01 Vanderhoop	0-1	0-0	0-0	0-0-0	2	0	0	0	0	0	4
03 Little	0-0	0-0	0-0	0-1-1	0	0	0	0	0	0	4
11 Grant	0-0	0-0	0-0	0-0-0	0	0	0	2	0	1	4
21 Gedeon	0-0	0-0	0-0	0-0-0	2	0	0	2	0	0	2
TEAM				3-2-5				1			
Totals	**25-51**	**6-17**	**6-6**	**4-24-28**	**15**	**62**	**12**	**12**	**1**	**10**	**200**
	49.0	**35.3**	**100.0**								

#23 Creighton	FG	3FG	FT	Reb.	PF	Pts.	A	TO	B	S	M
11 Lockett - g	3-6	1-4	0-2	1-4-5	1	7	2	0	0	2	28
14 Brake - f	1-2	0-1	0-0	0-3-3	4	2	1	1	1	0	17
15 Jensen - g	6-16	3-10	1-1	0-2-2	1	16	4	1	0	2	40
21 Mogensen - g	4-6	3-4	0-0	1-2-3	2	11	5	5	0	0	34
30 Maly - f	8-13	1-3	3-3	2-4-6	2	20	2	2	0	0	32
02 Townsend	3-6	0-3	1-2	0-0-0	0	7	1	0	0	0	27
12 Horan	0-2	0-1	2-2	0-3-3	0	2	0	0	0	0	14
13 Heathcock	0-0	0-0	0-0	0-0-0	0	0	3	0	0	0	5
33 Littrell	0-2	0-1	0-0	0-0-0	0	0	1	1	0	0	4
TEAM				2-3-5							
Totals	**25-53**	**8-27**	**7-10**	**6-21-27**	**10**	**65**	**19**	**10**	**1**	**4**	**200**
	47.2	**29.6**	**70.0**								

Officials: Alganese Carr, Katie Lukanich, Bruce Morris
Technical Fouls: None **Attendance:** 1,035

Team	1st	2nd	3rd	4th	Total
St. John's	15	20	16	11	62
#23 Creighton	14	18	14	19	65

Game 27

#23 Creighton (23-4, 15-1 BE)..... 83
DePaul (12-17, 7-9 BE)..... 74

February 23, 2025 • Wintrust Arena
Chicago, Illinois

#23 Creighton	FG	3FG	FT	Reb.	PF	Pts.	A	TO	B	S	M
11 Lockett - g	1-4	0-3	3-3	2-0-2	1	5	2	0	0	1	27
14 Brake - f	5-6	0-0	1-2	0-0-0	4	11	1	1	2	0	18
15 Jensen - g	12-21	3-6	1-1	1-2-3	3	28	3	2	0	1	39
21 Mogensen - g	4-8	1-4	2-2	3-3-6	3	11	5	2	1	2	32
30 Maly - f	6-10	2-4	1-1	0-7-7	2	15	3	1	0	2	31
02 Townsend	3-9	1-6	1-2	1-0-1	0	8	0	1	0	0	23
12 Horan	0-4	0-4	2-2	2-0-2	1	2	2	1	0	2	18
13 Heathcock	0-0	0-0	0-0	0-0-0	0	0	0	0	0	0	2
33 Littrell	1-3	1-2	0-0	0-4-4	0	3	0	0	0	0	10
TEAM				1-1-2							
Totals	**32-65**	**8-29**	**11-13**	**10-17-27**	**14**	**83**	**16**	**8**	**3**	**8**	**200**
	49.2	**27.6**	**84.6**								

DePaul	FG	3FG	FT	Reb.	PF	Pts.	A	TO	B	S	M
0 Johnson-Matthews - g	9-12	3-3	5-7	1-0-1	1	26	1	3	0	3	34
9 Newman - g	4-8	0-0	0-0	2-11-13	4	8	2	4	0	0	28
11 Lee - g	2-5	0-0	0-0	2-0-2	1	4	2	1	0	0	15
21 Nelson - g	0-0	0-0	0-0	1-2-3	2	0	2	1	1	0	11
33 Allen - g	9-13	0-0	4-5	2-2-4	3	22	7	5	0	0	40
10 Walker	1-1	0-0	0-0	0-1-1	1	2	0	1	0	0	9
20 McCline	1-4	0-2	1-2	0-6-6	4	3	2	1	0	1	27
25 Clarke	3-12	3-7	0-0	0-1-1	0	9	5	2	0	1	36
TEAM				2-0-2							
Totals	**29-55**	**6-12**	**10-14**	**10-23-33**	**16**	**74**	**21**	**18**	**1**	**5**	**200**
	52.7	**50.0**	**71.4**								

Officials: Tom Danaher, Carla Fountain, Leah Lanie
Technical Fouls: None **Attendance:** 2,559

Team	1st	2nd	3rd	4th	Total
#23 Creighton	16	25	21	21	83
DePaul	22	16	15	21	74

Game 29

Villanova (17-13, 11-7 BE) 57
#22 Creighton (24-5, 16-2 BE)..... 70

March 2, 2025 • D.J. Sokol Arena
Omaha, Nebraska

Villanova	FG	3FG	FT	Reb.	PF	Pts.	A	TO	B	S	M
07 Power-Cassidy - g	0-2	0-2	0-0	0-0-0	3	0	0	0	0	0	13
11 Bascoe - g	11-20	4-9	1-1	3-6-9	1	27	2	2	0	1	37
23 Burke - g	0-2	0-2	0-0	0-2-2	1	0	1	0	0	1	16
25 Carter - f	4-8	0-0	0-1	4-4-8	3	8	2	2	2	2	28
34 Webber - g	6-19	1-4	1-1	1-1-2	2	14	1	1	0	1	34
04 Orihel	2-4	0-1	0-0	0-3-3	2	4	1	0	0	0	22
05 Allen	1-4	0-2	0-0	0-3-3	2	2	1	0	0	1	18
08 Green	0-5	0-2	0-0	1-1-2	2	0	0	0	0	0	21
24 Ceseretti	0-0	0-0	0-0	0-2-2	2	0	2	0	0	1	11
TEAM				2-0-2				4			
Totals	**24-64**	**5-22**	**2-3**	**11-22-33**	**18**	**55**	**10**	**9**	**2**	**7**	**200**
	37.5	**22.7**	**66.7**								

#22 Creighton	FG	3FG	FT	Reb.	PF	Pts.	A	TO	B	S	M
11 Lockett - g	2-3	0-0	1-3	3-0-3	2	5	5	0	0	0	25
14 Brake - f	2-3	0-0	0-0	1-2-3	2	4	1	0	2	0	19
15 Jensen - g	6-19	0-6	5-5	0-1-1	3	17	6	3	0	1	35
21 Mogensen - g	3-8	1-2	0-0	1-10-11	1	7	3	3	0	0	34
30 Maly - f	8-14	3-7	4-4	2-8-10	3	23	2	4	1	3	33
02 Townsend	2-5	1-4	0-0	1-3-4	0	5	0	1	0	0	21
03 Golladay	0-0	0-0	0-0	0-0-0	0	0	0	0	0	0	1
12 Horan	1-2	1-2	0-0	0-0-0	1	3	0	0	0	0	21
13 Heathcock	1-2	0-1	0-0	0-2-2	0	2	1	0	0	0	4
33 Littrell	0-0	0-0	2-2	0-1-1	0	2	0	1	1	0	6
35 Gentry	1-1	0-0	0-0	0-0-0	0	2	0	0	0	0	1
TEAM				3-3-6							
Totals	**26-57**	**6-22**	**12-14**	**11-30-41**	**12**	**70**	**18**	**12**	**4**	**4**	**200**
	45.6	**27.3**	**85.7**								

Officials: Krystle Apellaniz, John Capolino, Trevor Inouye
Technical Fouls: None **Attendance:** 1,722

Team	1st	2nd	3rd	4th	Total
Villanova	12	13	16	14	57
#22 Creighton	11	20	16	23	70

Kennedy Townsend's consistent play helped the Jays win in a tight game against St. John's on Feb 19th.

Game 28

#22 Creighton (23-5,15-2 BE) 53
#5 Connecticut (27-3, 17-0 BE) 72

February 27, 2025 • XL Center
Hartford, Connecticut

#22 Creighton	FG	3FG	FT	Reb.	PF	Pts.	A	TO	B	S	M
11 Lockett - g	1-5	0-2	2-2	0-2-2	4	4	3	0	0	1	31
14 Brake - f	1-6	0-0	0-0	2-1-3	1	2	1	3	1	2	17
15 Jensen - g	3-8	1-5	0-0	0-2-2	4	7	2	5	0	1	34
21 Mogensen - g	4-14	1-6	0-0	0-7-7	3	9	1	1	0	1	33
30 Maly - f	4-10	2-7	1-2	1-6-7	0	11	1	4	0	1	31
02 Townsend	2-5	1-4	1-2	0-2-2	0	6	2	2	0	1	21
03 Golladay	0-1	0-0	0-0	0-1-1	0	0	0	0	0	0	2
12 Horan - g	2-5	1-2	0-0	1-1-2	0	5	1	2	0	0	15
13 Heathcock	2-3	1-1	0-0	0-0-0	0	6	0	0	0	0	5
33 Littrell	1-1	1-1	0-0	0-3-3	0	3	0	0	0	0	9
35 Gentry	0-0	0-0	0-0	0-0-0	0	0	1	0	0	0	2
TEAM				5-1-6				2			
Totals	**20-58**	**8-28**	**5-7**	**9-26-35**	**12**	**53**	**12**	**19**	**1**	**7**	**200**
	34.5	**28.6**	**71.4**								

#5 Connecticut	FG	3FG	FT	Reb.	PF	Pts.	A	TO	B	S	M
5 Bueckers - g	6-13	0-1	3-3	1-6-7	1	15	7	1	1	0	37
8 El Alfy - c	1-3	0-0	0-0	3-2-5	0	2	1	0	0	1	12
20 Chen - g	4-8	3-5	0-0	1-2-3	2	11	3	3	0	3	30
21 Strong - f	10-13	1-1	1-3	2-7-9	3	22	2	3	3	3	26
35 Fudd - g	3-11	1-5	2-2	0-3-3	3	9	1	1	1	0	31
2 Arnold	2-4	1-3	0-1	1-2-3	2	5	2	0	0	3	24
10 Samuels	0-0	0-0	0-0	0-1-1	0	0	0	0	0	0	2
11 Ziebell	0-0	0-0	0-0	0-0-0	0	0	0	0	0	0	2
12 Shade	3-9	0-1	0-2	2-1-3	1	6	0	0	1	3	26
33 Ducharme	0-1	0-1	0-0	0-0-0	0	0	0	1	0	0	1
44 Griffin	1-2	0-0	0-0	1-1-2	0	2	0	2	1	2	9
TEAM				0-2-2							
Totals	**30-64**	**6-17**	**6-11**	**11-27-38**	**12**	**72**	**16**	**11**	**7**	**15**	**200**
	46.9	**35.3**	**54.5**								

Officials: Rod Creech, Ashley Gloss, Jeffrey Smith
Technical Fouls: None **Attendance:** 15,684

Team	1st	2nd	3rd	4th	Total
#22 Creighton	10	12	20	11	53
#5 Connecticut	11	27	25	9	72

With two of the four games in this stretch being 20-point games, Morgan Maly shined against Villanova having scored 23 points.

Game 30

Georgetown (12-19) 70
#23 Creighton (25-5) 72

March 8, 2025 • Mohegan Sun Arena
Uncasville, Connecticut

Georgetown	FG	3FG	FT	Reb.	PF	Pts.	A	TO	B	S	M
01 Ransom - g	7-21	0-3	6-7	0-9-9	2	20	10	6	0	2	40
02 McBride - g	2-3	1-2	0-0	1-2-3	1	5	0	0	0	1	26
03 Rivera - g	3-7	2-5	2-2	0-3-3	4	10	0	1	0	1	26
08 Hession - g	4-7	2-3	3-3	0-2-2	2	13	1	2	1	0	30
21 Jenkins - c	7-12	0-0	2-3	6-5-11	2	16	1	3	0	0	34
00 Wilson	2-3	2-2	0-0	0-1-1	1	6	0	1	0	0	20
32 Ryan	0-2	0-1	0-0	0-2-2	1	0	0	0	0	0	19
TEAM				2-1-3							
Totals	**25-55**	**7-16**	**13-15**	**9-25-34**	**13**	**70**	**12**	**13**	**1**	**4**	**200**
	45.5	**43.8**	**86.7**								

#23 Creighton	FG	3FG	FT	Reb.	PF	Pts.	A	TO	B	S	M
11 Lockett - g	1-3	0-0	6-6	0-1-1	2	8	2	0	0	1	36
14 Brake - f	2-5	0-0	1-2	3-0-3	1	5	1	0	3	4	21
15 Jensen - g	9-20	0-5	4-4	0-6-6	4	22	2	1	0	1	39
21 Mogensen - g	2-7	1-2	0-0	1-1-2	3	5	5	3	1	1	34
30 Maly - f	8-17	3-7	1-1	1-6-7	3	20	4	1	0	1	36
02 Townsend	1-2	0-0	0-0	2-1-3	0	2	0	1	0	0	16
12 Horan	3-6	2-3	0-0	1-1-2	0	8	0	0	0	0	20
33 Littrell	1-2	0-0	0-0	0-1-1	0	2	0	0	0	0	3
TEAM				1-4-5							
Totals	**27-62**	**6-17**	**12-13**	**9-21-30**	**13**	**72**	**14**	**6**	**1**	**8**	**200**
	43.4	**35.3**	**92.3**								

Officials: Ashley Goode, Bruce Morris, Ed Sidlasky
Technical Fouls: None **Attendance:** 6,146

Team	1st	2nd	3rd	4th	Total
Georgetown	16	30	13	11	70
#23 Creighton	22	16	15	19	72

Game 31

Seton Hall (22-9) 44
#23 Creighton (26-5) 73

March 9, 2025 • Mohegan Sun Arena
Uncasville, Connecticut

Seton Hall	FG	3FG	FT	Reb.	PF	Pts.	A	TO	B	S	M
00 Eads - g	4-12	1-6	2-2	0-3-3	2	11	2	2	0	0	30
03 Masonis - g	7-15	0-0	2-2	1-6-7	1	16	2	6	1	2	34
05 Catalon - g	1-6	1-3	2-2	0-1-1	5	5	1	1	0	0	19
07 Lops - f	1-3	0-2	0-0	0-1-1	3	2	0	0	0	1	32
22 Wright - f	0-2	0-1	1-2	1-0-1	0	1	1	0	0	2	19
01 Bland-Fitzpatrick	1-4	0-0	2-2	1-1-2	0	4	0	0	0	0	11
02 Craft	0-4	0-2	2-2	2-1-3	1	2	0	0	0	0	16
04 Jones	0-0	0-0	0-0	0-1-1	0	0	0	1	0	0	3
13 Hunter	0-1	0-1	0-0	1-3-4	0	0	0	0	0	0	16
14 Lawson	1-7	1-3	0-0	3-2-5	2	3	0	2	1	1	0
TEAM				1-2-3				2			
Totals	**15-54**	**3-16**	**11-12**	**10-21-31**	**14**	**44**	**6**	**14**	**2**	**6**	**200**
	27.8	**16.7**	**91.7**								

#23 Creighton	FG	3FG	FT	Reb.	PF	Pts.	A	TO	B	S	M
11 Lockett - g	2-6	1-4	0-0	1-1-2	1	5	3	1	0	1	26
14 Brake - f	2-3	1-1	0-0	2-3-5	1	5	2	1	1	3	21
15 Jensen - g	8-16	3-6	0-1	1-2-3	2	19	2	1	0	1	33
21 Mogensen - g	3-5	2-2	0-1	0-6-6	0	8	3	3	0	1	28
30 Maly - f	5-8	2-3	2-2	1-2-3	1	14	4	3	0	0	26
02 Townsend	4-6	2-4	0-0	0-1-1	1	10	0	0	0	0	19
03 Golladay	0-0	0-0	0-0	1-1-2	0	0	0	0	0	0	6
12 Horan	1-3	1-2	0-0	0-2-2	3	3	3	0	0	0	17
13 Heathcock	1-2	0-0	0-0	1-2-3	1	2	2	0	0	1	8
33 Littrell	1-3	0-1	0-0	0-1-1	1	2	1	3	0	1	11
35 Gentry	2-3	0-0	1-2	0-1-1	1	5	0	2	0	0	6
TEAM				0-5-5							
Totals	**29-55**	**12-23**	**3-6**	**7-27-34**	**12**	**73**	**20**	**14**	**1**	**8**	**200**
	52.7	**52.2**	**50.0**								

Officials: Rod Creech, Saif Esho, Talisha Green
Technical Fouls: None **Attendance:** 8,816

Team	1st	2nd	3rd	4th	Total
Seton Hall	6	16	13	9	44
#23 Creighton	23	10	17	23	73

Game 32

#22 Creighton (26-6) 50
#3 Connecticut (31-3) 70

March 10, 2025 • Mohegan Sun Arena
Uncasville, Conn.

#22 Creighton	FG	3FG	FT	Reb.	PF	Pts.	A	TO	B	S	M
11 Lockett - g	2-4	1-3	0-0	0-1-1	4	5	0	2	0	1	30
14 Brake - f	3-5	1-1	0-0	0-2-2	3	7	0	2	0	0	16
15 Jensen - g	5-11	2-6	1-1	1-6-7	1	13	3	4	2	0	38
21 Mogensen - g	3-9	1-1	0-0	0-6-6	2	7	2	2	0	2	31
30 Maly - f	4-14	1-7	3-3	0-1-1	1	12	1	3	0	2	30
02 Townsend	1-3	0-3	0-0	0-3-3	1	2	1	2	0	2	23
03 Golladay	0-0	0-0	0-0	0-0-0	0	0	0	0	0	0	2
12 Horan	1-2	0-1	0-0	0-0-0	0	2	3	0	0	1	18
13 Heathcock	0-3	0-2	0-0	1-0-1	0	0	0	0	0	0	5
33 Littrell	0-1	0-0	2-2	0-1-1	1	2	0	1	0	0	6
35 Gentry	0-1	0-0	0-0	0-0-0	0	0	0	0	0	0	2
TEAM				2-3-5				3			
Totals	**19-53**	**6-23**	**6-6**	**4-23-27**	**13**	**50**	**10**	**19**	**0**	**10**	**200**
	35.8	**26.1**	**100.0**								

#3 Connecticut	FG	3FG	FT	Reb.	PF	Pts.	A	TO	B	S	M
5 Bueckers - g	7-14	3-5	7-7	2-6-8	1	24	3	0	2	2	38
8 El Alfy - c	2-2	0-0	0-1	0-3-3	2	4	0	1	0	1	10
20 Chen - g	3-7	1-3	0-0	0-2-2	1	7	0	5	0	1	24
21 Strong - f	6-13	1-3	0-0	3-8-11	1	13	4	2	3	6	35
35 Fudd - g	4-10	3-8	2-2	0-0-0	2	13	2	2	0	0	37
2 Arnold	2-6	1-3	2-4	0-5-5	1	7	1	5	0	3	20
10 Samuels	0-0	0-0	2-2	0-0-0	0	2	0	0	0	0	2
11 Ziebell	0-0	0-0	0-0	0-0-0	0	0	0	1	0	0	2
12 Shade	0-2	0-2	0-0	2-1-3	2	0	1	0	0	0	24
25 Brady	0-0	0-0	0-0	1-01	3	0	0	1	0	0	7
33 Ducharme	0-0	0-0	0-0	0-0-0	0	0	0	0	0	0	2
TEAM				0-4-4							
Totals	**24-54**	**9-24**	**13-16**	**8-29-37**	**13**	**70**	**11**	**17**	**5**	**13**	**200**
	44.4	**37.5**	**81.3**								

Officials: Fatou Cissoko-Stephens, Maj Forsberg, Joe Vaszily
Technical Fouls: None **Attendance:** 8,816

Team	1st	2nd	3rd	4th	Total
#22 Creighton	11	11	12	16	50
#3 Connecticut	27	13	13	17	70



Lauren Jensen put up 22 points against Georgetown.

Kennedy Townsend closed the win over Seton Hall in the BIG EAST Semifinals with 10 points

Game 33

Illinois (22-9) 66
#23 Creighton (26-7) 57

March 22, 2025 • Moody Center
Austin, Texas

Illinois	FG	3FG	FT	Reb.	PF	Pts.	A	TO	B	S	M
1 Bryant - g	4-10	2-4	7-9	0-1-1	3	17	4	2	0	0	40
20 Wallace - f	4-8	1-5	2-2	1-4-5	3	11	1	0	0	0	31
23 Shoup-Hill - f	3-6	2-3	1-1	2-0-2	0	9	1	1	1	0	27
24 McKenzie - g	7-12	0-1	0-0	1-6-7	2	14	2	3	0	1	39
44 Bostic - f	6-14	0-1	0-0	3-14-17	3	12	2	2	2	1	35
8 Brown-Hagger	1-6	1-4	0-0	0-5-5	2	3	1	3	0	3	28
TEAM				2-3-5							
Totals	**25-56**	**6-18**	**10-12**	**9-33-42**	**13**	**66**	**11**	**11**	**3**	**5**	**200**
	44.6	**33.3**	**83.3**								

#23 Creighton	FG	3FG	FT	Reb.	PF	Pts.	A	TO	B	S	M
11 Lockett - g	3-6	2-2	1-2	1-1-2	2	9	2	0	0	0	32
14 Brake - f	0-4	0-0	1-2	3-2-5	2	1	1	0	3	4	24
15 Jensen - g	7-17	0-6	3-5	1-1-2	2	17	1	4	0	2	39
21 Mogensen - g	2-8	0-2	0-0	0-8-8	3	4	5	3	0	0	32
30 Maly - f	7-18	2-6	2-2	1-3-4	2	18	0	1	0	0	30
02 Townsend	1-2	1-1	0-0	0-1-1	0	3	0	0	1	0	16
12 Horan	2-6	1-5	0-0	0-3-3	1	5	0	0	0	2	18
13 Heathcock	0-0	0-0	0-0	0-0-0	2	0	0	0	0	0	1
33 Littrell	0-0	0-0	0-0	0-2-2	0	0	0	0	2	0	8
TEAM				3-2-5				0			
Totals	**22-61**	**6-22**	**7-11**	**9-23-32**	**14**	**57**	**9**	**8**	**6**	**8**	**200**
	36.1	**27.3**	**63.6**								

Officials: Cameron Inouye, Rod Creech, Ashley Gloss
Technical Fouls: None **Attendance:** 10,013

Team	1st	2nd	3rd	4th	Total
Illinois	18	13	16	19	66
#23 Creighton	10	16	15	16	57

Creighton Record Book

Most Points in a Single Game
Jaylyn Agnew (43)
3-1-20 vs. Georgetown

Career Rebounds Leader
Megan Neuvirth (929)

Eddye McClure (1973-76)

Gaye Kinnett (1976-79)



Howard Faber (1979-80)



Bruce Rasmussen (1980-92)

Connie Yori (1992-2002)

Jim Flanery (2002-present)

Years	Coach	Years	Games	W	L	Pct.
1973-76	Eddye McClure	3	48	26	22	54.2
1976-79	Gaye Kinnett	3	60	33	27	55.0
1979-80	Howard Faber	1	21	11	10	52.4
1980-92	Bruce Rasmussen	12	343	196	147	57.1
1992-02	Connie Yori	10	285	170	115	59.6
2002-pres.	Jim Flanery	23	728	453	275	62.2
Totals		**52**	**1,485**	**889**	**596**	**59.9**

Bruce Rasmussen (above) guided the Bluejays to their first NCAA Tournament appearance in 1992.

Annual Coaching Records

Year	Record	Win %	Head Coach
1973-74	11-6	64.7	Eddye McClure
1974-75	5-8	38.5	Eddye McClure
1975-76	10-8	55.6	Eddye McClure
1976-77	10-10	50.0	Gaye Kinnett
1977-78	12-8	60.0	Gaye Kinnett
1978-79	11-9	55.0	Gaye Kinnett
1979-80	11-10	52.4	Howard Faber
1980-81	10-22	31.3	Bruce Rasmussen
1981-82	6-21	22.2	Bruce Rasmussen
1982-83	17-11	60.7	Bruce Rasmussen
1983-84	18-10	64.3	Bruce Rasmussen
1984-85	21-6	77.8	Bruce Rasmussen
1985-86	20-8	71.4	Bruce Rasmussen
1986-87	23-7	76.7	Bruce Rasmussen
1987-88	15-13	53.6	Bruce Rasmussen
1988-89	6-21	22.2	Bruce Rasmussen
1989-90	10-17	37.0	Bruce Rasmussen
1990-91	22-7	75.9	Bruce Rasmussen
1991-92	28-4	87.5	Bruce Rasmussen
1992-93	20-8	71.4	Connie Yori
1993-94	24-7	77.4	Connie Yori
1994-95	18-9	66.7	Connie Yori
1995-96	15-13	53.6	Connie Yori
1996-97	8-19	29.6	Connie Yori
1997-98	16-12	57.1	Connie Yori
1998-99	16-14	53.3	Connie Yori
1999-00	12-15	44.4	Connie Yori
2000-01	17-11	60.7	Connie Yori
2001-02	24-7	77.4	Connie Yori
2002-03	24-9	72.7	Jim Flanery
2003-04	24-9	72.7	Jim Flanery
2004-05	19-10	65.5	Jim Flanery
2005-06	8-21	27.6	Jim Flanery
2006-07	13-19	40.6	Jim Flanery
2007-08	21-12	63.6	Jim Flanery
2008-09	22-12	64.7	Jim Flanery
2009-10	21-11	65.6	Jim Flanery
2010-11	18-13	58.1	Jim Flanery
2011-12	20-13	60.6	Jim Flanery
2012-13	25-8	75.8	Jim Flanery
2013-14	20-14	58.8	Jim Flanery
2014-15	17-14	56.7	Jim Flanery
2015-16	17-18	48.6	Jim Flanery
2016-17	24-8	75.0	Jim Flanery
2017-18	19-13	59.4	Jim Flanery
2018-19	15-16	48.4	Jim Flanery
2019-20	19-11	63.3	Jim Flanery
2020-21	10-12	45.5	Jim Flanery
2021-22	23-10	69.7	Jim Flanery
2022-23	22-9	71.0	Jim Flanery
2023-24	26-6	81.3	Jim Flanery
2024-25	26-7	78.8	Jim Flanery
Totals	**889-596**	**59.9**	**52 Years**

Year-by-Year Team Statistics

		Total FG		3-PT. FG				Rebounds									
Year	Record	FG-A	Pct.	FG-A	Pct.	FT-A	Pct.	O/D	Total	Avg.	PF	A	TO	B	S	Pts	Avg.
2024-25	26-7	890-1,980	44.9	299-820	36.5	286-358	79.9	277/827	1,104	33.5	468	558	372	83	223	2,365	71.7
2023-24	26-6	858-1,925	44.6	286-799	35.8	348-421	**82.7**	299/839	1,138	35.6	476	554	346	119	208	2,350	73.4
2022-23	22-9	820-1,839	44.6	290-804	36.1	270-360	75.0	285/806	1,091	35.2	484	532	362	83	199	2,200	71.0
2021-22	23-10	911-2,009	45.3	**334-908**	36.8	288-395	72.9	345/842	1,187	36.0	516	668	421	93	231	2,444	74.1
2020-21	10-12	490-1,261	38.9	185-540	34.3	202-260	77.7	205/568	773	35.1	330	300	**327**	59	128	1,367	62.1
2019-20	19-11	690-1,730	39.9	275-794	34.6	345-443	77.9	292/718	1,010	33.7	492	448	342	99	179	2,000	66.7
2018-19	15-16	714-1,684	42.4	286-806	35.5	302-393	76.8	240/828	1,068	34.5	514	486	443	125	130	2,016	65.0
2017-18	19-13	798-1,847	43.0	285-753	37.8	354-460	77.0	293/835	1,128	35.2	503	539	391	117	135	2,229	69.7
2016-17	24-8	764-1,848	41.3	246-718	34.3	333-448	74.3	329/889	1,218	38.1	471	508	374	**152**	151	2,107	65.8
2015-16	17-18	832-1,992	41.8	271-739	36.7	337-431	78.2	342/896	1,238	35.4	554	537	429	97	174	2,272	64.9
2014-15	17-14	783-1,925	40.7	242-668	36.2	322-433	74.4	397/767	1,164	37.5	495	469	360	110	182	2,130	68.7
2013-14	20-14	803-1,987	40.4	263-824	31.9	358-505	70.9	372/**903**	1,275	37.5	615	517	430	133	166	2,227	65.5
2012-13	25-8	783-1,892	41.4	302-852	35.4	300-398	75.4	341/825	1,166	35.3	505	542	488	111	249	2,168	65.7
2011-12	20-13	735-1,830	40.2	205-632	32.4	328-458	71.9	347/821	1,168	35.4	499	442	507	111	271	2,003	60.7
2010-11	18-13	699-1,758	39.8	202-643	31.4	330-481	68.6	365/743	1,108	35.7	504	438	461	129	236	1,930	62.3
2009-10	21-11	715-1,806	39.6	233-672	34.7	422-610	69.2	416/812	1,228	38.4	506	394	469	126	227	2,085	65.2
2008-09	22-12	721-1,973	36.5	226-650	34.8	372-554	67.1	484/850	1,334	39.2	544	414	460	125	257	2,040	60.0
2007-08	21-12	776-1,930	40.2	222-629	35.3	451-603	74.8	450/892	**1,342**	40.7	583	471	570	88	233	2,225	67.4
2006-07	13-19	759-1,927	39.4	174-579	30.1	375-521	72.0	445/690	1,135	35.5	570	397	523	85	276	2,067	64.6
2005-06	8-21	677-1,744	38.8	194-566	34.3	289-410	70.5	433/709	1,142	39.4	501	388	520	116	164	1,837	63.3
2004-05	19-10	766-1,887	40.6	194-559	34.7	354-470	75.3	375/744	1,119	38.6	489	441	421	130	275	2,080	71.7
2003-04	24-9	835-2,119	39.4	260-765	34.0	399-539	74.0	473/739	1,212	36.7	605	491	457	110	370	2,329	70.6
2002-03	24-9	891-**2,203**	40.4	259-727	35.6	405-551	73.5	**511**/738	1,249	37.8	653	446	489	127	394	2,446	74.1
2001-02	24-7	770-1,920	40.1	249-668	37.3	410-603	68.0	426/728	1,154	37.2	546	395	420	84	324	2,199	70.9
2000-01	17-11	704-1,685	41.8	150-465	32.3	429-617	69.5	375/676	1,051	37.5	548	358	438	59	239	1,987	71.0
1999-00	12-15	594-1,592	37.3	147-458	32.1	356-525	67.8	360/598	958	35.5	473	339	448	53	248	1,691	62.9
1998-99	16-14	711-1,840	38.6	148-456	32.5	433-658	65.8	470/738	1,208	40.3	582	359	543	52	288	2,003	66.8
1997-98	16-12	633-1,578	40.1	162-463	35.0	**481-713**	67.5	352/715	1,067	38.1	578	393	585	70	281	1,909	68.2
1996-97	8-19	609-1,528	39.9	123-364	33.8	479-704	68.0	343/742	1,085	40.2	531	326	597	51	211	1,820	67.4
1995-96	15-13	727-1,685	43.1	162-494	32.8	454-658	69.0	343/767	1,110	39.6	569	430	541	81	218	2,070	73.9
1994-95	18-9	756-1,652	45.8	131-379	34.6	459-689	66.6	352/774	1,126	41.7	580	472	546	93	257	2,102	77.9
1993-94	24-7	921-1,913	48.1	134-409	32.8	450-647	69.6	388/873	1,261	40.7	608	619	641	115	386	2,426	78.3
1992-93	20-8	752-1,654	45.5	149-359	41.5	413-599	68.9	360/726	1,086	38.8	526	504	561	95	315	2,066	73.8
1991-92	**28**-4	**974**-1,871	**52.1**	169-374	**45.2**	456-651	71.4	-	1,096	34.3	533	**697**	597	86	**395**	**2,582**	**80.7**
1990-91	22-7	892-1,832	48.7	151-397	38.0	393-565	69.6	-	1,117	38.5	516	604	594	89	350	2,328	80.3
1989-90	10-17	755-1,735	43.5	209-502	41.6	421-627	67.2	285/622	1,026	38.0	502	467	657	58	272	2,140	79.3
1988-89	6-21	728-1,742	41.8	109-262	41.6	367-523	70.2	-	1,055	39.1	568	433	571	52	259	1,953	72.3
1987-88	15-13	808-1,767	45.7	31-96	32.3	372-558	66.7	414/716	1,130	40.4	508	434	515	105	208	2,036	72.7
1986-87	23-7	895-1,891	47.3	-	-	444-653	68.0	-	1,252	41.7	465	463	523	112	270	2,234	74.5
1985-86	20-8	857-1,715	50.0	-	-	407-546	74.5	-	1,027	36.7	497	485	482	63	268	2,121	75.8
1984-85	21-6	823-1,686	48.8	-	-	319-482	66.2	-	1,020	37.8	443	400	469	73	230	1,965	72.8
1983-84	18-10	755-1,597	47.3	-	-	363-512	70.9	-	939	33.5	514	318	488	46	257	1,873	66.9
1982-83	17-11	835-1,839	45.4	-	-	336-489	68.7	-	1,105	39.5	601	395	546	87	327	2,006	71.6
1981-82	6-21	610-1,503	40.6	-	-	309-472	65.5	-	863	32.0	528	322	683	55	259	1,529	56.6
1980-81	10-**22**	799-1,846	43.3	-	-	350-559	62.6	-	1,066	33.3	**663**	334	803	107	312	1,948	60.9
1979-80	11-10	566-1,566	36.1	-	-	224-379	59.1	-	833	39.7	399	257	455	100	265	1,457	69.4
1978-79	11-9	462-1,418	32.6	-	-	174-325	53.5	-	864	**43.2**	395	295	387	56	182	1,114	55.7
1977-78	12-8	416-1,094	38.0	-	-	181-333	54.4	222/418	640	32.0	153	81	-	-	132	1,013	50.7
1976-77	10-10	389-1,232	31.6	-	-	123-290	42.4	-	709	35.5	111	179	-	-	133	901	45.1
1975-76	10-8	Season statistics unavailable															
1974-75	5-8	223 FGM	-	-	-	85-190	44.7	-	-	-	-	-	-	-	-	531	40.8
1973-74	11-6	282 FGM	-	-	-	132-296	45.9	-	517	30.4	-	-	-	-	-	696	40.9

Bold indicates record

Career Records

Points Scored

1.	2,159	Kathy Halligan	1988-92
2.	***2,072***	***Morgan Maly***	***2020-25***
3.	***2,059***	***Lauren Jensen***	***2021-25***
4.	2,024	Pam Gradoville	1984-88
5.	2,010	Connie Yori	1982-86
6.	1,934	Marissa Janning	2012-17
7.	1,857	Audrey Faber	2015-19
8.	1,732	Christy Neneman	2000-04
9.	1,630	Angie Janis	2002-06
10.	1,622	Emma Ronsiek	2020-24

Scoring Average (Minimum 60 games)

1.	20.3	Connie Yori	1982-86
2.	18.8	Kathy Halligan	1988-92
3.	18.4	Pam Gradoville	1984-88
4.	15.97	Tanya Warren	1983-88
5.	***15.96***	***Lauren Jensen***	***2021-25***
6.	14.7	Carrie Welle	1994-98
7.	14.5	Melissa Sanford	1989-92
8.	14.4	Christy Neneman	2000-04
9.	14.28	Audrey Faber	2015-19
10.	14.27	Becky Flynn	1992-96

Field Goals Made

1.	823	Pam Gradoville	1984-88
2.	797	Connie Yori	1982-86
3.	***777***	***Lauren Jensen***	***2021-25***
4.	***758***	***Morgan Maly***	***2020-25***
5.	749	Kathy Halligan	1988-92
6.	653	Marissa Janning	2012-17
7.	652	Audrey Faber	2015-19
8.	631	Angie Janis	2002-06
9.	630	Tanya Warren	1983-88
10.	625	Shannon Struby	1990-94

Field Goal % (Minimum 500 attempts)

1.	57.6	Kris Kugel (523-908)	1990-94
2.	56.9	Jenny Olson (456-801)	1991-95
3.	56.5	Pam Gradoville (823-1456)	1984-88
4.	55.3	Shannon Struby (625-1130)	1990-94
5.	54.2	Connie Yori (797-1471)	1982-86
6.	53.1	Brianna Rollerson (321-605)	2013-17
7.	51.3	Janet Ensign (330-643)	1983-87
8.	51.1	Kristina Voss (290-567)	2005-09
9.	50.5	Tanya Warren (630-1247)	1983-88
10.	49.1	Carrie Welle (511-1041)	1994-98

3-Point Field Goals Made

1.	***333***	***Morgan Maly***	***2020-25***
2.	309	Kathy Halligan	1988-92
3.	***296***	***Lauren Jensen***	***2021-25***
4.	294	Dayna Finch	2000-04
5.	267	Marissa Janning	2012-17
6.	261	Kelsey Woodard	2007-11
7.	260	Audrey Faber	2015-19
8.	253	Jaylyn Agnew	2015-20
9.	250	Laura Spanheimer	2001-05
10.	220	Ally Jensen	2009-13

Bold Italics indicates 2024-25 student-athlete

3-Point FG% (Minimum 150 attempts)

1.	45.4	Kathy Halligan (309-680)	1988-92
2.	42.5	Mary Hohl (68-160)	1985-89
3.	39.84	Melissa Sanford (151-379)	1989-92
4.	39.79	Kristi Woodard (132-332)	2002-06
5.	39.1	Myah Mellman (61-156)	2014-18
9.	***38.9***	***Molly Mogensen (146-375)***	***2020-25***
6.	38.79	Missy Miller (187-482)	1992-96
7.	38.75	MC McGrory (81-209)	2013-17
8.	38.52	Laura Spanheimer (250-649)	2001-05
10.	38.4	Dayna Finch (294-766)	2000-04

Free Throws Made

1.	582	Carrie Welle	1994-98
2.	416	Connie Yori	1982-86
3.	386	Christy Neneman	2000-04
4.	378	Pam Gradoville	1984-88
5.	361	Marissa Janning	2012-17
6.	352	Kathy Halligan	1988-92
7.	335	Angela Timmons	1997-01
8.	300	Tanya Warren	1983-88
9.	297	Kris Kugel	1990-94
10.	293	Audrey Faber	2015-19

Free Throw % (Minimum 200 attempts)

1.	***87.8***	***Morgan Maly (223-254)***	***2020-25***
2.	***86.4***	***Lauren Jensen (209-242)***	***2021-25***
3.	86.2	Kristi Woodard (188-218)	2002-06
4.	85.5	Kelsey Woodard (235-275)	2007-11
5.	84.8	Jaylyn Agnew (195-230)	2015-20
6.	81.4	Temi Carda (245-301)	2017-21
7.	81.39	Audrey Faber (293-360)	2015-19
8.	81.38	Ally Thrall (201-247)	2004-08
9.	81.33	Emma Ronsiek (257-316)	2020-24
10.	80.3	Sam Schuett (269-335)	2006-11



Pam Gradoville was inducted into the Creighton Athletics Hall of Fame in 1999.

Rebounds

1.	929	Megan Neuvirth	2006-10
2.	924	Pam Gradoville	1984-88
3.	920	Sarah Nelson	2010-14
4.	881	Sam Schuett	2006-11
5.	824	Shannon Struby	1990-94
6.	***801***	***Morgan Maly***	***2020-25***
7.	775	Angie Janis	2002-06
8.	749	Kathy Halligan	1988-92
9.	746	Connie Yori	1982-86
10.	732	Janet Ensign	1983-87

Assists

1.	650	Tanya Warren	1983-88
2.	507	Marissa Janning	2012-17
3.	497	Sydney Lamberty	2014-18
4.	***496***	***Molly Mogensen***	***2020-25***
5.	425	Melissa Sanford	1989-92
6.	408	Holly Sivesind	1993-97
7.	406	Becky Strathman	1989-93
8.	399	Connie Yori	1982-86
9.	***390***	***Lauren Jensen***	***2021-25***
10.	387	Tatum Rembao	2017-22

Steals

1.	369	Laura Spanhheimer	2001-05
2.	292	Connie Yori	1982-86
3.	278	Megan Neuvirth	2006-10
4.	272	Kathy Halligan	1988-92
5.	270	Becky Flynn	1992-96
6.	221	Becky Strathman	1989-93
7.	211	Christy Neneman	2000-04
8.	199	Tanya Warren	1983-88
9.	197	Melissa Sanford	1989-92
10.	183	Carli Tritz	2010-14

Blocked Shots

1.	160	Audrey Faber	2015-19
2.	157	Sarah Nelson	2010-14
3.	152	Amy Hoffman	2002-06
4.	144	Jenny Olson	1991-95
5.	132	Jeannine Kardell	1985-89
6.	124	Brianna Rollerson	2013-17
7.	118	Jaylyn Agnew	2015-20
8.	116	Pam Gradoville	1984-88
9.	***103***	***Mallory Brake***	***2020-25***
10.	102	Sam Schuett	2006-11

Games Played

1.	***150***	***Morgan Maly***	***2020-25***
2.	***145***	***Mallory Brake***	***2020-25***
3.	***144***	***Molly Mogensen***	***2020-25***
4.	136	Marissa Janning	2012-17
5.	***135***	***Jayme Horan***	***2020-25***
6.	131	Alexis Akin-Otiko	2011-15
	131	Sarah Nelson	2010-14
8.	130	Audrey Faber	2015-19
	130	Kelsey Woodard	2007-11
	130	Megan Neuvirth	2006-10

Minutes Played

1.	4,401	Marissa Janning	2012-17
2.	4,383	Audrey Faber	2015-19
3.	4,376	Laura Spanhheimer	2001-05
4.	***4,273***	***Lauren Jensen***	***2021-25***
5.	4,270	Sydney Lamberty	2014-18
6.	4,222	Kelsey Woodard	2007-11
7.	4,125	Ally Thrall	2004-08
8.	3,938	Sarah Nelson	2010-14
9.	***3,927***	***Morgan Maly***	***2020-25***
10.	***3,881***	***Molly Mogensen***	***2020-25***

Points Scored

1.	652	Kathy Halligan	1989-90
	652	Pam Gradoville	1987-88
3.	599	Marissa Janning	2013-14
4.	593	Pam Gradoville	1986-87
5.	589	Kathy Halligan	1990-91
	589	Connie Yori	1982-83
7.	***558***	***Lauren Jensen***	***2024-25***
8.	572	Connie Yori	1985-86
9.	***571***	***Morgan Maly***	***2024-25***
10.	569	Connie Yori	1983-84

Scoring Average

1.	24.2	Kathy Halligan	1989-90
2.	23.3	Pam Gradoville	1987-88
3.	22.0	Pam Gradoville	1986-87
4.	21.0	Connie Yori	1982-83
5.	20.8	Jaylyn Agnew	2019-20
6.	20.4	Connie Yori	1985-86
7.	20.31	Connie Yori	1983-84
8.	20.30	Kathy Halligan	1990-91
9.	19.81	Carrie Welle	1996-97
10.	19.78	Carrie Welle	1997-98

Field Goals Made

1.	251	Pam Gradoville	1987-88
2.	242	Pam Gradoville	1986-87
3.	238	Connie Yori	1982-83
4.	***229***	***Lauren Jensen***	***2024-25***
	229	Connie Yori	1985-86
6.	226	Tanya Warren	1986-87
7.	221	Kathy Halligan	1989-90
8.	220	Connie Yori	1983-84
9.	217	Angie Janis	2004-05
10.	***216***	***Morgan Maly***	***2024-25***

Field Goal % (Minimum 200 attempts)

1.	63.2	Kris Kugel (160-253)	1993-94
2.	62.6	Jenny Olson (171-273)	1993-94
3.	59.2	Pam Gradoville (251-424)	1987-88
4.	58.2	Kris Kugel (195-335)	1991-92
5.	58.1	Shannon Struby (212-365)	1990-91
6.	57.1	Shannon Struby (190-333)	1991-92
7.	56.8	Jenny Olson (158-278)	1994-95
8.	56.4	Pam Gradoville (242-429)	1986-87
9.	56.1	Kathy Halligan (176-314)	1991-92
10.	55.5	Kris Kugel (132-238)	1992-93

Marissa Janning delivered the third highest single-season effort with 599 points in 2014.

3-Point Field Goals Made

1.	102	Kathy Halligan	1989-90
2.	98	Dayna Finch	2003-04
3.	91	Dayna Finch	2001-02
4.	88	Kelsey Woodard	2008-09
5.	85	Jaylyn Agnew	2019-20
6.	82	Lauren Jensen	2021-22
7.	81	Jaylyn Agnew	2017-18
8.	80	Kathy Halligan	1990-91
	80	Marissa Janning	2013-14
	80	Morgan Maly	2021-22

3-Point FG% (Minimum 50 attempts)

1.	55.4	Kathy Halligan (72-130)	1991-92
2.	46.5	Mary Hohl (47-101)	1988-89
3.	46.3	Tracy Landuyt (31-67)	1992-93
4.	45.8	Laura Spanheimer (77-168)	2002-03
5.	45.5	Kathy Halligan (80-176)	1990-91
6.	45.5	Melissa Sanford (45-99)	1991-92
7.	**45.0**	**Molly Mogensen (27-60)**	**2021-22**
8.	44.9	Melissa Sanford (57-127)	1989-90
9.	44.8	Krissie Spanheimer (26-58)	1997-98
10.	44.3	Missy Miller (51-115)	1992-93

Free Throws Made

1.	205	Carrie Welle	1996-97
2.	196	Carrie Welle	1997-98
3.	161	Carrie Welle	1995-96
4.	150	Pam Gradoville	1987-88
5.	141	Marissa Janning	2013-14
6.	130	Christy Neneman	2002-03
7.	129	Connie Yori	1983-84
8.	124	Christy Neneman	2001-02
9.	123	Angela Timmons	1999-00
10.	122	Emma Ronsiek	2023-24

Free Throw % (Minimum 60 attempts)

1.	95.0	Jaylyn Agnew (76-80)	2019-20
2.	***90.7***	***Lauren Jensen (68-75)***	***2023-24***
3.	***90.0***	***Morgan Maly (63-70)***	***2024-25***
4.	89.2	Kristi Woodard (66-74)	2003-04
5.	89.1	Emma Ronsiek (122-137)	2023-24
6.	88.3	Temi Carda (68-77)	2018-19
7.	***88.2***	***Morgan Maly (60-68)***	***2023-24***
8.	***87.9***	***Lauren Jensen (58-66)***	***2024-25***
9.	86.2	Kristi Woodard (56-65)	2004-05
10.	86.1	McKenzie Fujan (62-72)	2012-13

Rebounds

1.	325	Megan Neuvirth	2008-09
2.	274	Sarah Nelson	2013-14
3.	260	Janet Ensign	1986-87
4.	258	Sarah Nelson	2012-13
5.	254	Connie Yori	1982-83
6.	253	Pam Gradoville	1987-88
7.	251	Sarah Nelson	2011-12
8.	243	Anne Timmerman	1976-77
9.	243	Shannon Struby	1990-91
10.	240	Sam Schuett	2009-10
	240	Connie Yori	1983-84

Rebounding Average

1.	12.8	Anne Timmerman	1976-77
2.	11.7	Cheri Love	1978-79
3.	9.57	Cathy Tryon	1979-80
4.	9.55	Megan Neuvirth	2008-09
5.	9.1	Connie Yori	1982-83
6.	9.03	Pam Gradoville	1987-88
7.	8.96	Janet Ensign	1986-87
8.	8.7	Jeannine Kardell	1988-89
9.	8.6	Connie Yori	1983-84
10.	8.4	Shannon Struby	1990-91

Tatum Rembao led Creighton to the Elite Eight during the 2021-22 season with the second highest single-season assist total (200).

Assists

1.	228	Tanya Warren	1986-87
2.	200	Tatum Rembao	2021-22
3.	188	Mindy Hendrickson	1992-93
4.	184	Tanya Warren	1985-86
5.	182	Melissa Sanford	1991-92
6.	172	Sydney Lamberty	2017-18
7.	171	Becky Strathman	1991-92
8.	159	Melissa Sanford	1990-91
9.	153	Becky Flynn	1993-94
10.	150	Tanya Warren	1984-85

Steals

1.	105	Becky Flynn	1993-94
2.	100	Laura Spanheimer	2003-04
3.	99	Laura Spanheimer	2004-05
4.	93	Laura Spanheimer	2002-03
	93	Becky Flynn	1992-93
	93	Becky Strathman	1991-92
7.	92	Melissa Sanford	1991-92
8.	88	Connie Yori	1983-84
9.	85	Connie Yori	1982-83
10.	83	Megan Neuvirth	2008-09

Blocked Shots

1.	55	Audrey Faber	2018-19
	55	Cathy Tryon	1979-80
3.	52	Brianna Rollerson	2016-17
	52	Amy Hoffman	2004-05
5.	51	Jeannine Kardell	1986-87
6.	50	Jenny Olson	1994-95
7.	47	Sarah Nelson	2012-13
	47	Amy Hoffman	2005-06
9.	46	Jenny Olson	1993-94
10.	45	Jeannine Kardell	1987-88

Bold Italics indicates 2024-25 student-athlete

Single-Game Records



Carrie Welle set the school record for free throws made and attempts going 18-for-29 at the line against Evansville on Feb. 17, 1997.

Points Scored

1.	43	Jaylyn Agnew vs. Georgetown	3/1/20
2.	42	Connie Yori at Iowa State	12/12/82
3.	41	Kathy Halligan at Brigham Young	2/17/90
	41	Kathy Halligan at New Mexico State	2/10/90
5.	40	Kathy Halligan vs. Wisconsin	12/9/90
6.	39	Christy Neneman vs. Drake	3/9/02
7.	38	Jaylyn Agnew at Providence	2/8/20
	38	Marissa Janning vs. Georgetown	2/5/14
	38	McKenzie Fujan vs. DePaul	1/4/14
10.	37	Melissa Sanford vs. Oral Roberts	12/6/89
	37	Pam Gradoville vs. Missouri	12/4/87

Field Goals Made

1.	20	Connie Yori at Iowa State	12/12/82
2.	17	Shannon Struby at San Diego State	2/23/91
3.	15	Jaylyn Agnew vs. Georgetown	3/1/20
	15	Connie Yori at Kansas City	2/5/83
5.	14	Jaylyn Agnew at Providence	2/8/20
	14	Christy Neneman vs. Drake	3/9/02
	14	Kathy Halligan vs. Bradley	12/29/90
	14	Amy Spencer at Kansas	12/22/90
	14	Kathy Halligan at New Mexico State	2/10/90
	14	Pam Gradoville vs. Missouri	12/4/87
	14	Pam Gradoville vs. North Dakota	1/24/87

Field Goal Attempts

1.	29	Connie Yori at Iowa State	12/12/82
2.	28	Laura Spanheimer vs. Iowa	12/10/04
3.	27	Tanya Warren at Northern Arizona	2/26/87
4.	26	Chevelle Herring vs. Drake	2/27/09
	26	Angie Janis vs. Nebraska	12/18/04
	26	Melissa Sanford vs. Oral Roberts	12/6/89
	26	Connie Yori at Kansas City	2/5/83
8.	25	Jaylyn Agnew vs. Georgetown	3/1/20
	25	Angie Janis vs. Kansas State	12/19/05
	25	Angie Janis vs. Illinois State	1/8/05
	25	Christy Neneman vs. Iowa	12/8/02

Bold Italics indicates 2024-25 performance

3-Point Field Goals Made

1.	10	Kathy Halligan at New Mexico State	2/10/90
2.	9	Melissa Sanford vs. Oral Roberts	12/6/89
3.	***8***	***Morgan Maly vs. Marquette***	***1/8/25***
	8	Jaylyn Agnew vs. Georgetown	3/1/20
	8	Dayna Finch vs. Indiana State	3/7/02
	8	Kathy Halligan vs. Brigham Young	2/1/90
7.	7	Lauren Jensen vs. Butler	2/13/22
	7	Jaylyn Agnew at Providence	2/8/20
	7	Olivia Elger at #11 DePaul	1/31/20
	7	Audrey Faber vs. #13 Florida State	12/21/17
	7	Marissa Janning vs. Nebraska	12/18/16
	7	Kelsey Woodard at Indiana State	1/3/09
	7	Dayna Finch at Iowa	12/28/03
	7	Dayna Finch at Michigan	11/22/02
	7	Holly Sivesind vs. Iowa State	12/20/95
	7	Missy Miller at Bradley	1/7/93
	7	Kathy Halligan vs. Iowa State	12/15/89
	7	Kathy Halligan at Southern Utah	11/27/89

3-Point Field Goal Attempts

1.	17	Jaylyn Agnew vs. Georgetown	3/1/20
	17	Kathy Halligan at New Mexico St.	2/10/90
3.	15	Marissa Janning at Georgetown	1/1/14
	15	Dayna Finch at Drake	2/23/02
	15	Melissa Sanford vs. Oral Roberts	12/6/89
6.	14	Audrey Faber vs. Omaha	12/5/19
	14	Marissa Janning vs. Brigham Young	12/7/13
	14	Kathy Halligan at Wichita State	12/20/89
9.	13	Morgan Maly vs South Dakota	11/10/23
	13	Lauren Jensen at Georgetown	1/21/22
	13	Morgan Maly at #10 Connecticut	1/9/22
	13	Jaylyn Agnew at Drake	12/3/17
	13	Marissa Janning at #18 Oklahoma	12/1/13
	13	Dayna Finch vs. Evansville	3/4/04
	13	Dayna Finch at Indiana State	2/8/04
	13	Dayna Finch at Michigan	11/22/02
	13	Holly Sivesind vs. Iowa State	12/20/95
	13	Kathy Halligan vs. Northern Iowa	1/8/90
	13	Kathy Halligan vs. Kansas	12/22/89
	13	Kathy Halligan at Southern Utah	11/27/89

Free Throws Made

1.	18	Carrie Welle at Evansville	2/17/97
2.	17	Angela Timmons vs. USC	11/17/00
3.	16	Carrie Welle vs. Wichita State	1/29/96
	16	Mindy Hendrickson vs. Drake	1/21/93
5.	15	Jaylyn Agnew vs. Georgetown	3/1/20
	15	Krissie Spanheimer vs. New Mexico State	12/20/98
	15	Pam Gradoville at UC Irvine	11/28/87
8.	14	Jaylyn Agnew at Providence	2/8/20
	14	Angie Janis vs. Northern Iowa	1/27/05
	14	Angela Timmons at Northern Iowa	1/26/01
	14	Krissie Spanheimer vs. Indiana State	1/9/99

Free Throw Attempts

1.	29	Carrie Welle at Evansville	2/17/97
2.	25	Jaylyn Agnew vs. Georgetown	3/1/20
3.	22	Jaylyn Agnew at Providence	2/8/20
4.	21	Pam Gradoville at UC Irvine	11/28/87
	21	Angela Timmons vs. USC	11/17/00
6.	19	Carrie Welle vs. Wichita State	1/29/96
7.	18	Mindy Hendrickson vs. Drake	1/21/93
	18	Angela Timmons at Northern Iowa	1/26/01
9.	17	Carrie Welle at Drake	1/25/97
	17	Carrie Welle vs. Northern Iowa	1/3/97

Rebounds

1.	25	Anne Timmerman at College of Saint Mary	1/28/77
2.	20	Cheri Love vs. Peru State	2/15/79
	20	Cheri Love at Nebraska Wesleyan	1/31/79
	20	Sheila Miller at Peru State	1/12/79
	20	Sheila Miller vs. Dana	1/19/80
6.	18	Janet Ensign at Tulane	1/17/87
	18	Janet Ensign at Illinois-Chicago	1/14/86
	18	Pam Gradoville at Baylor	12/20/85
	18	Janet Kundrat at Iowa State	12/12/82
10.	17	Sarah Nelson vs. South Dakota	11/22/11
	17	Christy Neneman vs. Indiana State	2/27/03
	17	Connie Yori vs. New Mexico State	1/8/83

Assists

1.	15	Becky Strathman vs. San Diego State	2/1/92
2.	14	Tatum Rembao vs. #18 DePaul	12/22/20
	14	Melissa Sanford vs. Wyoming	3/7/92
	14	Tanya Warren at Omaha	1/2/88
5.	13	Mindy Hendrickson vs. Drake	1/21/93
	13	Melissa Sanford at San Diego State	2/23/91
	13	Tanya Warren vs. Green Bay	2/20/87
8.	12	Tatum Rembao vs. St. John's	1/16/22
	12	Sydney Lamberty at Marquette	1/2/17
	12	Becky Flynn vs. Missouri	1/11/94
	12	Cheryl Berry vs. Southern Utah	1/13/90
	12	Tanya Warren at Omaha	2/28/86

Steals

1.	9	Becky Flynn vs. Wichita State	1/16/93
	9	Becky Flynn vs. Wyoming	12/7/92
3.	8	Laura Spanheimer vs. Wichita State	2/18/05
	8	Laura Spanheimer vs. Nebraska	12/1/02
	8	Tracy Landuyt vs. Illinois State	3/8/94
	8	Becky Flynn vs. Missouri	1/11/94
7.	7	15 times, last by Jade Owens vs Eastern Washington	11/13/15

Blocked Shots

1.	7	Emma Ronsiek vs. South Dakota State	12/21/23
	7	Kris Kugel at Northern Iowa	12/20/91
3.	6	Audrey Faber at Nebraska	12/6/15
	6	Sarah Nelson vs. Missouri State	3/10/12
	6	Megan Neuvirth vs. Colorado State	12/21/08
	6	Amy Hoffman at Oregon State	12/2/04
	6	Jenny Olson at Missouri	12/20/94
8.	***5***	***14 times, last Mallory Brake vs. Michigan State***	***11/24/23***

Triple-Doubles

1	Laura Spanheimer – 12 points, 10 rebounds, 11 assists vs. Indiana State, 1/8/04
1	Becky Flynn — 13 points, 11 rebounds, 12 assists vs. Missouri, 1/11/94

Becky Flynn turned in the first triple-double in Creighton WBB history against Missouri in 1994. She went on to earn the MVC Defensive Player of the Year honors that season.

Single-Game Records

Most Points

CU	117 at Loyola Chicago, 1/12/86
Home	115 vs. Northern Iowa, 12/3/23
	115 vs. Oral Roberts, 12/6/89
Away	117 at Loyola Chicago, 1/12/86
Neutral	107 vs. George Mason, 11/24/89
In a Loss	96 vs. New Mexico State, 2/24/90
OPP	116 vs. Northern Illinois, 1/8/90

Most Points In A Half

CU	68 vs. Oral Roberts, 12/6/89
First Half	68 vs. Oral Roberts, 12/6/89
Second Half	62 at Western Illinois, 12/30/91
OPP	68 by Brigham Young, 2/17/90
First Half	58 vs. Northern Illinois, 1/8/90
Second Half	68 at Brigham Young, 2/17/90

Fewest Points

CU	24 at Midland, 11/26/73
Home	25 vs. Kearney State, 2/5/74
Away	24 at Midland, 11/26/73
Neutral	35 vs. Eastern Michigan, 12/21/00
OPP	10 vs. Nebraska Wesleyan, 1/15/74

Most Points By Both Teams

225 at Loyola Chicago, 1/12/86 (117-108, 4 OT)

Fewest Points By Both Teams

52 vs. Nebraska Wesleyan, 1/15/74 (42-10)

Field Goals

Made	45 at Loyola Chicago, 1/12/86
Attempted	102 vs. Oral Roberts, 12/6/89
Percentage	.656 (40-61) at Drake, 2/2/13

3-Point Field Goals

Made	22 vs. Butler, 2/13/22
Attempted	49 vs. Butler, 2/13/22
Percentage (Min. 5 att.)	1.000 (7-7) at Northern Iowa, 1/25/93

Free Throws

Made	39 at Colorado State, 2/9/91
Attempted	*56 vs. Wichita State, 1/1/01
Percentage (Min. 15 att.)	100.0 (18-18) vs. DePaul, 3/3/19

Most Rebounds

84 vs. Oral Roberts 12/6/89

Most Assists

*37 vs. Wichita State 1/21/94

Most Steals

24 vs. TCU 11/23/90

Most Blocked Shots

15 vs. Butler 12/28/16

Bold Italic= 2024-25 season

*** = Missouri Valley Conference Record**

Single-Season Records

Most Points

2,582, 1991-92

Highest Scoring Average

80.7, 1991-92

Field Goals

Made 974, 1991-92
Attempted 2,203, 2002-03
Percentage 52.1 (974-1871), 1991-92

3-Point Field Goals

Made 334, 2021-22
Attempted 908, 2021-22
Percentage 45.2 (169-374), 1991-92

Free Throws

Made 481, 1997-98
Attempted 713, 1997-98
Percentage 82.7 (348-421), 2023-24

Most Rebounds 1,342, 2007-08

Most Assists 697, 1991-92

Most Steals 395, 1991-92

Most Blocked Shots 152, 2016-17

Most Overtime Periods 11, 2017-18

Team Miscellaneous

Most Games Played 35, 2015-16
Most Wins 28, 1991-92 (28-4)
Fewest Wins 5, 1974-75 (5-8)
Most Losses 22, 1980-81 (10-22)
Fewest Losses 4, 1991-92 (28-4)
Best Win % ..... .875 (28-4), 1991-92
Worst Win % ..... .222 (6-21), 1981-82 & 1988-89
Longest Winning Streak ..... 16, 1/30/92 to 3/18/92
Longest Losing Streak ..... 13, 1/14/06 to 3/2/06
Largest Margin of Victory ..... 62, 106-44 vs. Delaware, 12/30/93
Largest Margin of Defeat ..... 64, 103-39 at Drake, 1/27/79
Last AP Ranking ..... **#23, 3/17/25**
Best AP Ranking ..... #13, 11/28/22



Kathy Halligan led the record-setting 1991-92 team in scoring (16.0 ppg), while she led the NCAA and established a school record by shooting 55.4 percent (72-130) from three-point range.



The 1991-92 Bluejays set school records for wins, field goals, field goal percentage, three-point field goal percentage, assists, steals, points and scoring average en route to the first NCAA Tournament appearance in school history.

Year-by-Year Individual Leaders

Scoring

Year	Player	Points	Avg.
24-25	Lauren Jensen	588	17.8
23-24	Lauren Jensen	558	17.4
22-23	Lauren Jensen	500	16.1
21-22	Emma Ronsiek	445	13.9
20-21	Temi Carda	343	15.6
19-20	Jaylyn Agnew	541	20.8
18-19	Audrey Faber	509	16.4
17-18	Audrey Faber	475	14.8
16-17	Audrey Faber	411	12.8
15-16	Audrey Faber	462	13.2
14-15	Marissa Janning	483	15.6
13-14	Marissa Janning	599	17.6
12-13	Marissa Janning	417	12.6
11-12	Carli Tritz	462	14.4
10-11	Kelsey Woodard	399	12.9
09-10	Megan Neuvirth	410	13.2
08-09	Chevelle Herring	441	13.0
07-08	Ally Thrall	358	10.8
06-07	Sara Cain	339	10.6
05-06	Angie Janis	537	18.5
04-05	Angie Janis	553	19.1
03-04	Dayna Finch	446	13.9
02-03	Christy Neneman	556	16.8
01-02	Christy Neneman	514	16.6
00-01	Angela Timmons	388	13.9
99-00	Angela Timmons	436	16.1
98-99	Krissie Spanheimer	336	11.2
97-98	Carrie Welle	554	19.8
96-97	Carrie Welle	535	19.8
95-96	Carrie Welle	461	16.5
94-95	Becky Flynn	434	16.7
93-94	Becky Flynn	436	14.1
92-93	Becky Flynn	381	13.6
91-92	Kathy Halligan	512	16.0
90-91	Kathy Halligan	589	20.3
89-90	Kathy Halligan	652	24.2
88-89	Kathy Halligan	406	15.0
87-88	Pam Gradoville	652	23.2
86-87	Pam Gradoville	593	22.0
85-86	Connie Yori	572	20.4
84-85	Pam Gradoville	376	13.9
83-84	Connie Yori	569	20.3
82-83	Connie Yori	589	21.0
81-82	Ruth Beyerhelm	334	12.4
80-81	Leann Resh	409	12.8
79-80	Jean Tierney	274	13.7
78-79	Cheri Love	325	16.3
77-78	Cheri Love	221	13.0
76-77	Deb Marchese	204	10.2
74-75	Joan Kepros	155	11.9
73-74	Joan Kepros	145	8.5

Marissa Janning was part of two NCAA Tournament teams and led Creighton in scoring from 2012-13 to 2014-15.

Rebounding

Year	Player	Reb.	Avg.
24-25	Morgan Maly	187	5.7
23-24	Morgan Maly	209	6.5
22-23	Morgan Maly	191	6.2
21-22	Emma Ronsiek	161	5.0
20-21	Carly Bachelor	100	5.9
19-20	Jaylyn Agnew	165	6.3
18-19	Jaylyn Agnew	178	6.6
17-18	Jaylyn Agnew	202	6.3
16-17	Brianna Rollerson	227	7.1
15-16	Audrey Faber	170	4.9
	Jade Owens	170	4.9
14-15	Brianna Rollerson	216	7.0
13-14	Sarah Nelson	274	8.1
12-13	Sarah Nelson	258	7.8
11-12	Sarah Nelson	251	7.6
10-11	Sam Schuett	228	7.4
09-10	Sam Schuett	240	7.5
08-09	Megan Neuvirth	325	9.6
07-08	Sam Schuett	225	6.8
06-07	Megan Neuvirth	215	6.7
05-06	Angie Janis	220	7.6
04-05	Angie Janis	222	7.7
03-04	Angie Janis	201	6.1
02-03	Christy Neneman	218	6.6
01-02	Christy Neneman	192	6.2
00-01	Christy Neneman	125	4.5
	Krissie Spanheimer	125	4.5
99-00	Corey Sweeney	150	5.6
98-99	Kristen Hafer	209	7.0
97-98	Carrie Welle	170	6.1
96-97	Carrie Welle	200	7.4
95-96	Carrie Welle	201	7.2
94-95	Becky Flynn	211	8.1
93-94	Shannon Struby	213	6.9
92-93	Becky Flynn	163	5.8
91-92	Shannon Struby	214	7.4
90-91	Shannon Struby	243	8.4
89-90	Kathy Halligan	207	7.7
88-89	Jeannine Kardell	236	8.7
87-88	Pam Gradoville	253	9.0
86-87	Janet Ensign	260	9.0
85-86	Pam Gradoville	229	8.2
84-85	Janet Ensign	221	8.5
83-84	Connie Yori	240	8.6
82-83	Connie Yori	254	9.1
81-82	Janelle Barz	149	5.5
80-81	Leann Resh	194	6.1
79-80	Cathy Tryon	201	9.6
78-79	Cheri Love	234	11.7
77-78	Sheila Miller	155	7.8
76-77	Anne Timmerman	243	12.8
74-75	Joan Kepros	111	8.5
73-74	Joan Kepros	119	7.0

Three-Point Field Goals (Since 1987-88)

Year	Player	3FG.	Avg.
24-25	Morgan Maly	76	2.3
23-24	Lauren Jensen	74	2.3
22-23	Morgan Maly	69	2.2
21-22	Lauren Jensen	82	2.5
20-21	Morgan Maly	38	1.7
19-20	Jaylyn Agnew	85	3.3
18-19	Audrey Faber	65	2.1
17-18	Jaylyn Agnew	81	2.5
16-17	Audrey Faber	61	1.9
15-16	Audrey Faber	68	1.9
14-15	Marissa Janning	67	2.2
13-14	Marissa Janning	80	2.4
12-13	Marissa Janning	74	2.2
11-12	Ally Jensen	69	2.1
10-11	Kelsey Woodard	68	2.2
09-10	Sam Schuett	65	2.0
08-09	Kelsey Woodard	88	2.6
07-08	Ally Thrall	52	1.6
	Kelsey Woodard	52	1.6
06-07	Michelle Kaus	54	1.7
05-06	Ally Thrall	51	1.8
04-05	Laura Spanheimer	61	2.1
03-04	Dayna Finch	98	3.1
02-03	Laura Spanheimer	77	2.3
01-02	Dayna Finch	91	2.9
00-01	Dayna Finch	42	1.5
99-00	Angela Timmons	49	1.8
98-99	Krissie Spanheimer	41	1.4
97-98	Jessica Leix	54	1.9
96-97	Kristi McCullough	39	1.4
95-96	Missy Miller	64	2.4
94-95	Holly Sivesind	44	1.6
93-94	Holly Sivesind	39	1.3
	Missy Miller	39	1.3
92-93	Missy Miller	51	1.8
91-92	Kathy Halligan	72	2.3
90-91	Kathy Halligan	80	2.8
89-90	Kathy Halligan	102	3.8
88-89	Kathy Halligan	55	2.0
87-88	Mary Hohl	21	0.8

Assists (Since 1976-77)

Year	Player	A	Avg.
24-25	Molly Mogensen	129	3.9
23-24	Molly Mogensen	136	4.3
22-23	Lauren Jensen	107	3.5
	Molly Mogensen	107	3.5
21-22	Tatum Rembao	200	6.1
20-21	Temi Carda	75	3.4
19-20	Jaylyn Agnew	85	3.3
18-19	Jaylyn Agnew	86	3.2
17-18	Sydney Lamberty	172	5.4
16-17	Marissa Janning	148	4.6
15-16	Jade Owens	121	3.5
14-15	Marissa Janning	116	3.7
13-14	Marissa Janning	132	3.9
12-13	Carli Tritz	122	3.7
11-12	Carli Tritz	121	3.7
10-11	Carli Tritz	98	3.2
09-10	Chevelle Herring	81	2.5
08-09	Megan Neuvirth	96	2.8
07-08	Ally Thrall	125	3.8
06-07	Ally Thrall	102	3.2
05-06	Ally Thrall	95	3.3
04-05	Laura Spanheimer	93	3.2
03-04	Christy Neneman	110	3.9
02-03	Christy Neneman	106	3.2
01-02	Christy Neneman	90	2.9
00-01	Angela Timmons	102	3.6
99-00	Angela Timmons	97	3.6
98-99	Angela Timmons	73	2.4
97-98	Carrie Welle	71	2.5
96-97	Holly Sivesind	78	3.7
95-96	Holly Sivesind	124	4.4
94-95	Holly Sivesind	107	4.0
93-94	Becky Flynn	153	4.9
92-93	Mindy Hendrickson	188	6.7
91-92	Melissa Sanford	182	5.7
90-91	Melissa Sanford	159	5.5
89-90	Kathy Halligan	86	3.2
88-89	Sheri Rump	91	3.4
87-88	Gayle Hiemstra	106	3.8
86-87	Tanya Warren	228	7.6
85-86	Tanya Warren	184	7.1
84-85	Tanya Warren	150	5.6
83-84	Connie Yori	100	3.6
82-83	Connie Yori	105	3.8
81-82	Claire Hollcraft	67	2.5
80-81	Leann Resh	72	2.3
79-80	Jean Tierney	57	2.9
78-79	Ann Schatz	77	3.9
77-78	Ann Schatz	19	1.0
76-77	Bonnie Caskey	42	2.1

Dayna Finch ended her career as the MVC leader with 294 career three-point field goals made.

Year-by-Year Individual Leaders

Steals (Since 1976-77)

Year	Player	Steals	Avg.
24-25	Mallory Brake	50	1.5
23-24	Mallory Brake	56	1.8
22-23	Rachael Saunders	33	1.3
21-22	Molly Mogensen	50	1.5
20-21	Temi Carda	20	0.9
19-20	Olivia Elger	42	1.6
18-19	Jade Owens	18	0.7
17-18	Jaylyn Agnew	33	1.0
16-17	Marissa Janning	31	1.0
15-16	Jade Owens	34	1.0
14-15	Alexis Akin-Otiko	40	1.3
13-14	McKenzie Fujan	32	0.9
12-13	Carli Tritz	52	1.6
11-12	Carli Tritz	64	1.9
10-11	Carli Tritz	67	2.2
09-10	Megan Neuvirth	67	2.2
08-09	Megan Neuvirth	83	2.4
07-08	Megan Neuvirth	52	1.6
06-07	Megan Neuvirth	76	2.4
05-06	Kristi Woodard	27	1.4
04-05	Laura Spanheimer	99	3.4
03-04	Laura Spanheimer	100	3.1
02-03	Laura Spanheimer	93	2.8
01-02	Laura Spanheimer	77	2.5
00-01	Krissie Spanheimer	39	1.4
99-00	Krissie Spanheimer	40	1.5
	Angela Timmons	40	1.5
98-99	Krissie Spanheimer	49	1.6
97-98	Krissie Spanheimer	45	1.6
	Angela Timmons	45	1.6
96-97	Nikki Keller	42	1.6
95-96	Leslie Budak	51	1.8
94-95	Becky Flynn	60	2.3
93-94	Becky Flynn	105	3.4
92-93	Becky Flynn	93	3.3
91-92	Becky Strathman	93	2.9
90-91	Kathy Halligan	73	2.5
	Melissa Sanford	73	2.5
89-90	Kathy Halligan	66	2.4
88-89	Kathy Halligan	68	2.5
87-88	Mary Hohl	34	1.2
86-87	Tanya Warren	78	2.6
85-86	Connie Yori	67	2.4
84-85	Connie Yori	52	3.5
83-84	Connie Yori	88	3.1
82-83	Connie Yori	85	3.0
81-82	Claire Hollcraft	51	1.9
80-81	Leann Resh	66	2.1
79-80	Jean Tierney	67	3.4
78-79	Karen Schmitz	39	2.0
77-78	Ann Schatz	33	1.7
76-77	Jean Kenkel	31	1.6

Krissie Spanheimer led the Bluejays in steals in each of her four seasons 1997-98 to 2000-01.

Blocked Shots (Since 1978-79)

Year	Player	Blocks	Avg.
24-25	Mallory Brake	30	0.9
23-24	Emma Ronsiek	38	1.2
22-23	Mallory Brake	17	0.5
21-22	Emma Ronsiek	28	0.9
20-21	Mykel Parham	16	0.8
19-20	Jaylyn Agnew	26	1.0
18-19	Audrey Faber	55	1.8
17-18	Jaylyn Agnew	41	1.3
16-17	Brianna Rollerson	52	1.6
15-16	Audrey Faber	37	1.1
14-15	Alexis Akin-Otiko	44	1.4
13-14	Sarah Nelson	38	1.1
12-13	Sarah Nelson	47	1.4
11-12	Sarah Nelson	43	1.3
10-11	Sarah Nelson	29	0.9
09-10	Sam Schuett	38	1.2
08-09	Megan Neuvirth	34	1.0
07-08	Sara Cain	24	0.8
06-07	Sam Schuett	21	0.7
05-06	Amy Hoffman	47	1.6
04-05	Amy Hoffman	52	1.8
03-04	Amy Hoffman	36	1.1
02-03	Jenny Burns	25	0.8
01-02	Laura Spanheimer	21	0.7
00-01	Lisa Buysse	10	0.6
99-00	Teresa Wessling	14	0.5
98-99	Kristen Hafer	21	0.7
97-98	Kristen Hafer	26	0.9
96-97	Kristen Hafer	17	0.6
95-96	Missy Miller	28	1.0
94-95	Jenny Olson	50	1.9
93-94	Jenny Olson	46	1.5
92-93	Jenny Olson	32	1.1
91-92	Kris Kugel	30	0.9
90-91	Melissa Sanford	37	1.3
89-90	Melissa Sanford	24	1.2
88-89	Jeannine Kardell	22	0.8
87-88	Jeannine Kardell	45	1.6
86-87	Jeannine Kardell	51	1.7
85-86	Pam Gradoville	29	1.0
84-85	Pam Gradoville	36	1.3
83-84	Connie Yori	25	0.9
82-83	Connie Yori	29	1.0
81-82	Chris Hayden	12	0.4
80-81	Cathy Tryon	29	2.4
79-80	Cathy Tryon	55	2.6
78-79	Cheryl Love	13	0.7

FG %, Minimum of Three FGM/g (Since 1976-77)

Year	Player	FG-FGA	Pct.
24-25	Morgan Maly	216-442	48.9
23-24	Emma Ronsiek	187-396	47.2
22-23	Emma Ronsiek	155-339	45.7
21-22	Carly Bachelor	101-183	55.2
20-21	Emma Ronsiek	87-185	47.0
19-20	Jaylyn Agnew	190-432	44.0
18-19	Audrey Faber	185-395	46.8
17-18	Jaylyn Agnew	160-362	44.2
16-17	Brianna Rollerson	127-242	52.5
15-16	MC McGrory	159-347	45.8
14-15	Brianna Rollerson	106-206	51.5
13-14	Sarah Nelson	165-363	45.5
12-13	Sarah Nelson	147-292	50.3
11-12	Sarah Nelson	152-304	50.0
10-11	Carli Tritz	133-278	47.8
09-10	Kellie Nelson	109-215	50.7
08-09	Kelsey Woodard	142-398	35.7
07-08	Sara Cain	127-298	42.6
06-07	Sara Cain	145-299	48.5
05-06	Angie Janis	213-473	45.0
04-05	Angie Janis	217-465	46.7
03-04	Laura Spanheimer	161-362	44.5
02-03	Laura Spanheimer	150-329	45.6
01-02	Christy Neneman	184-420	43.8
00-01	Christy Neneman	119-250	47.6
99-00	Teresa Wessling	95-206	46.1
98-99	Taya Allen	87-189	46.0
97-98	Carrie Welle	179-354	50.6
96-97	Carrie Welle	165-351	47.0
95-96	Carrie Welle	150-300	50.0
94-95	Jenny Olson	158-278	56.8
93-94	Kris Kugel	160-253	63.2
92-93	Kris Kugel	132-238	55.5
91-92	Kris Kugel	195-335	58.2
90-91	Shannon Struby	212-365	58.1
89-90	Kathy Halligan	221-445	49.7
88-89	Gretchen Freund	92-181	50.8
87-88	Pam Gradoville	251-424	59.2
86-87	Pam Gradoville	242-429	56.4
85-86	Pam Gradoville	170-307	55.4
84-85	Pam Gradoville	160-296	54.1
83-84	Connie Yori	220-408	53.4
82-83	Connie Yori	238-433	55.0
81-82	Ruth Beyerhelm	138-321	43.0
80-81	Cathy Tryon	80-145	55.2
79-80	Cathy Tryon	116-257	45.1
78-79	Cheryl Love	125-306	40.8
77-78	Cheryl Love	84-165	50.9
76-77	Deb Marchese	95-272	34.9

Free Throw %, Min 60 Att. (Since 1976-77)

Year	Player	FT-FTA	Pct.
24-25	Morgan Maly	63-70	90.0
23-24	Lauren Jensen	68-75	90.7
22-23	Lauren Jensen	52-64	81.3
21-22	Emma Ronsiek	55-79	69.6
20-21	Temi Carda	69-84	82.1
19-20	Jaylyn Agnew	76-80	95.0
18-19	Temi Carda	68-77	88.3
17-18	Sydney Lamberty	62-74	83.8
16-17	Audrey Faber	80-94	85.1
15-16	Audrey Faber	72-89	80.9
14-15	Marissa Janning	86-107	80.4
13-14	Marissa Janning	141-165	85.5
12-13	McKenzie Fujan	62-72	86.1
11-12	Carli Tritz	94-122	77.0
10-11	Sam Schuett	76-98	77.6
09-10	Sam Schuett	83-100	83.0
08-09	Kelsey Woodard	66-78	84.6
07-08	Kelsey Woodard	74-88	84.1
06-07	Ally Thrall	73-86	84.9
05-06	Angie Janis	82-118	69.5
04-05	Kristi Woodard	56-65	86.2
03-04	Kristi Woodard	66-74	89.2
02-03	Christy Neneman	130-159	81.8
01-02	Christy Neneman	124-158	78.5
00-01	Christy Neneman	55-73	75.3
99-00	Angela Timmons	123-158	77.8
98-99	Krissie Spanheimer	89-107	83.2
97-98	Krissie Spanheimer	64-80	80.0
96-97	Kristi McCullough	51-67	76.1
95-96	Holly Sivesind	95-115	82.6
94-95	Holly Sivesind	51-67	76.1
93-94	Shannon Struby	55-70	78.6
92-93	Jenny Olson	58-74	78.4
91-92	Mindy Hendrickson	52-66	78.8
90-91	Becky Strathman	50-66	75.8
89-90	Diane Beideck	70-90	77.8
88-89	Gretchen Freund	66-84	78.6
87-88	Mary Hohl	49-62	79.0
86-87	Tanya Warren	108-139	77.7
85-86	Tanya Warren	83-98	84.7
84-85	Connie Yori	60-76	78.9
83-84	Connie Yori	129-164	78.7
82-83	Connie Yori	113-148	76.4
81-82	Ruth Beyerhelm	58-73	79.5
80-81	Leann Resh	67-91	73.6
79-80	Sheila Miller	60-85	70.6
78-79	Cheryl Love	75-120	62.5
77-78	Cheryl Love	53-82	64.6
76-77	Jean Kenkel	41-74	55.4

Jaylyn Agnew led the NCAA from the charity stripe during 2019-20, hitting 76-of-80 free throws (95.0%).

Honors & Awards

Women's Basketball Conference Affiliations
1987-90: High Country Athletic Conference (HCAC)
1990-92: Western Athletic Conference (WAC)
1992-2013: Missouri Valley Conference (MVC)
2013-Present: BIG EAST

Creighton Retired Jersey Numbers
#10 - Tanya Warren
#25 - Connie Yori

WNBA Draft Pick
Jaylyn Agnew, 2020 - Second Round (#24 Overall)

2023 USA Basketball 3x3 National Championship
Lauren Jensen, Morgan Maly,
Molly Mogensen, Emma Ronsiek

2023 USA Basketball 3x3 MVP
Morgan Maly

National Player of the Week
Lauren Jensen - USBWA - Nov. 26, 2024

AP All-America
Jaylyn Agnew - 2020 (Honorable Mention)
Lauren Jensen - 2025 (Honorable Mention)

WBCA All-America
Marissa Janning - 2014 (Honorable Mention)
Lauren Jensen - 2025 (Honorable Mention)

Kodak All-District
Kathy Halligan - 1991, '92 (VII)
Tanya Warren - 1987 (V)
Connie Yori - 1986 (VII)

WBCA All-Region
Marissa Janning - 2014

Preseason All-American
Tanya Warren - 1986-87

Street & Smith's Preseason All-American
Becky Flynn - 1994-95
Kathy Halligan - 1990-91, '91-92
Christy Neneman - 2003-04
Angie Janis - 2005-06

Full Court Freshman All-American
Marissa Janning - 2013

Creighton Athletics Hall of Fame
Becky Flynn - 2005
Pam Gradoville - 1999
Kathy Halligan - 2002
Marissa (Janning) Murphy - 2023
Kris Kugel - 2011
Christy Neneman - 2013
Bruce Rasmussen - 2025
Laura Spanheimer - 2005
Shannon Struby - 2006
Jean Tierney - 1990 (WBB/Softball)
Tanya Warren - 1996
Carrie Welle - 2009
Connie Yori - 1992

Postseason WNIT MVP
Christy Neneman - 2004

Postseason WNIT All-Tournament Team
Dayna Finch - 2004
Christy Neneman - 2004
Laura Spanheimer - 2003, '04
Tanya Warren - 1987

Postseason WNIT All-Region Team
Temi Carda - 2020

Conference Player of the Year
Jaylyn Agnew - 2020 (BIG EAST)
Pam Gradoville - 1988 (HCAC)
Kathy Halligan - 1990 (HCAC), 1992 (WAC)
Marissa Janning - 2014 (BIG EAST)
Christy Neneman - 2002, 2003 (MVC)
Carrie Welle - 1997 (MVC)

Conference Freshman of the Year
Jaylyn Agnew - 2017 (BIG EAST)
Becky Flynn - 1993 (MVC)
Marissa Janning - 2013 (MVC)
Holly Sivesind - 1994 (MVC)
Shannon Struby - 1991 (WAC)
Carli Tritz - 2011 (MVC)

Conference Newcomer of the Year
Taya Allen - 1999 (MVC)
Becky Flynn - 1993 (MVC)
Megan Neuvirth - 2007 (MVC)

BIG EAST Most Improved Player
Alexis Akin-Otiko - 2015 (BIG EAST)
Brianna Rollerson - 2017 (BIG EAST)
Lauren Jensen - 2022 (BIG EAST)

BIG EAST Sixth Woman of the Year
Morgan Maly - 2022 (BIG EAST)

BIG EAST Sportsmanship Award
Marissa Janning - 2015 (BIG EAST)
Molly Mogensen - 2025 (BIG EAST)
Lauren Works - 2017 (BIG EAST)

MVC Defensive Player of the Year
Becky Flynn - 1994 (MVC)
Megan Neuvirth - 2009 (MVC)
Laura Spanheimer - 2003, '04 (MVC)

MVC All-Defensive Team
Leslie Budak - 1996 (MVC)
Sarah Nelson - 2013 (MVC)
Megan Neuvirth - 2007, '09, '10 (MVC)
Sam Schuett - 2011 (MVC)
Laura Spanheimer - 2002, '03, '04, '05 (MVC)

Conference Coach of the Year
Bruce Rasmussen - 1991, '92 (WAC)
Connie Yori - 2002 (MVC)

Conference All-Tournament Team
Jaylyn Agnew - 2019 (BIG EAST)
Sara Cain - 2007 (MVC)
Temi Carda - 2021 (BIG EAST)
Becky Flynn - 1994 (MVC)
Kristen Hafer - 1999 (MVC)
Kathy Halligan - 1991, '92 (WAC)
Chevelle Herring - 2010 (MVC)
Lauren Jensen - 2025 (BIG EAST)
Sydney Lamberty - 2017, '18 (BIG EAST)
Morgan Maly - 2024, '25 (BIG EAST)
MC McGrory - 2016 (BIG EAST)
Kellie Nelson - 2010 (MVC)
Sarah Nelson - 2012 (MVC), '14 (BIG EAST)
Christy Neneman - 2002 (MVC)
Megan Neuvirth - 2009 (MVC)
Melissa Sanford - 1992 (WAC)
Sam Schuett - 2010 (MVC)
Holly Sivesind - 1994 (MVC)
Becky Strathman - 1992 (WAC)
Shannon Struby - 1991 (WAC)
Corey Sweeney - 1999 (MVC)
Ally Thrall - 2007 (MVC)
Carli Tritz - 2012 (MVC)
Carrie Welle - 1998 (MVC)
Kelsey Woodard - 2009 (MVC)

Conference Tournament MVP
Christy Neneman - 2002 (MVC)
Becky Strathman - 1992 (WAC)
Carli Tritz - 2012 (MVC)

All-Conference
FIRST TEAM
Jaylyn Agnew - 2020 (BIG EAST)
Audrey Faber - 2017 '19 (BIG EAST)
Becky Flynn - 1994, '95 (MVC)
Pam Gradoville - 1988 (HCAC)
Kathy Halligan - 1990 (HCAC), '91, '92 (WAC)
Angie Janis - 2005, '06 (MVC)
Marissa Janning - 2013 (MVC), '14, '15 (BIG EAST)
Lauren Jensen - 2023, '24, '25 (BIG EAST)
Kris Kugel - 1994 (MVC)
Morgan Maly - 2023, '24, '25 (BIG EAST)
Sarah Nelson - 2013 (MVC)
Christy Neneman - 2002, '03, '04 (MVC)
Megan Neuvirth - 2009, '10 (MVC)
Emma Ronsiek - 2022, '24 (BIG EAST)
Sam Schuett - 2010 (MVC)
Holly Sivesind - 1996 (MVC)
Laura Spanheimer - 2004, '05 (MVC)
Shannon Struby - 1992 (WAC), '93 (MVC)
Ally Thrall - 2008 (MVC)
Angela Timmons - 2000, '01 (MVC)
Carli Tritz - 2012 (MVC)
Carrie Welle - 1996, '97, '98 (MVC)
Kelsey Woodard - 2011 (MVC)

SECOND TEAM
Jaylyn Agnew - 2018 (BIG EAST)
Alexis Akin-Otiko - 2015 (BIG EAST)
Sara Cain - 2008 (MVC)
Temi Carda - 2020 (BIG EAST)
Audrey Faber - 2018 (BIG EAST)
McKenzie Fujan - 2014 (BIG EAST)
Kathy Halligan - 1989 (HCAC)
Chevelle Herring - 2009 (MVC)
Marissa Janning - 2017 (BIG EAST)
Sarah Nelson - 2014 (BIG EAST)
Lauren Jensen - 2022 (BIG EAST)
Melissa Sanford - 1991 (WAC)
Sam Schuett - 2011 (MVC)
Amy Spencer - 1991 (WAC)
Shannon Struby - 1991 (WAC)

HONORABLE MENTION
Taya Allen - 1999 (MVC)
Temi Carda - 2020 (BIG EAST)
Audrey Faber - 2016 (BIG EAST)
Dayna Finch - 2002, '04 (MVC)
Becky Flynn - 1993 (MVC)
Mindy Hendrickson - 1993 (MVC)
Jeannine Kardell - 1988 (HCAC)
Sydney Lamberty - 2018 (BIG EAST)
Missy Miller - 1996 (MVC)
Molly Mogensen - 2025 (BIG EAST)
Sarah Nelson - 2012 (MVC)
Jenny Olson - 1995 (MVC)
Emma Ronsiek - 2023 (BIG EAST)
Krissie Spanheimer - 1999 (MVC)
Laura Spanheimer - 2002, '03 (MVC)
Amy Spencer - 1990 (HCAC)
Becky Strathman - 1991 (WAC)
Shannon Struby - 1994 (MVC)
Ally Thrall - 2007 (MVC)
Carli Tritz - 2011 (MVC)
Kelsey Woodard - 2009 (MVC)

All-Freshman Team
Jaylyn Agnew - 2017 (BIG EAST)
Temi Carda - 2018 (BIG EAST)
Audrey Faber - 2016 (BIG EAST)
Marissa Janning - 2013 (MVC)
Sydney Lamberty - 2015 (BIG EAST)
Sarah Nelson - 2011 (MVC)
Christy Neneman - 2001 (MVC)
Emma Ronsiek - 2021 (BIG EAST)
Sam Schuett - 2007 (MVC)
Holly Sivesind - 1994 (MVC)
Laura Spanheimer - 2002 (MVC)
Carli Tritz - 2011 (MVC)
Teresa Wessling - 2000 (MVC)
Kelsey Woodard - 2008 (MVC)
Kristi Woodard - 2003 (MVC)

MVC Scholar-Athlete of the Week
Sara Cain - Jan. 4, 2007
Sara Cain - March 3, 2008
Dayna Finch - Feb. 8, 2002
Dayna Finch - Dec. 4, 2003
Sara Hildebrand - Dec. 30, 2003
Angie Janis - Feb. 27, 2004
Angie Janis - Jan. 6, 2005
Angie Janis - Feb. 3, 2005
Angie Janis - Dec. 15, 2005
Angie Janis - Jan. 5, 2006
Ally Jensen - Jan. 9, 2013
Kellie Nelson - Jan. 20, 2010
Sarah Nelson - Nov. 16, 2011
Sarah Nelson - Dec. 27, 2012
Sarah Nelson - Jan. 3, 2013
Megan Neuvirth - Dec. 23, 2008
Megan Neuvirth - Jan. 21, 2009
Megan Neuvirth - Feb. 11, 2009
Sam Schuett - Dec. 10, 2007
Sam Schuett - Jan. 6, 2010
Sam Schuett - Jan. 19, 2011
Laura Spanheimer - Jan. 17, 2003
Laura Spanheimer - Jan. 15, 2004
Laura Spanheimer - Feb. 13, 2004
Laura Spanheimer - Nov. 24, 2004
Laura Spanheimer - Dec. 9, 2004
Ally Thrall - Feb. 8, 2007
Ally Thrall - Dec. 26, 2007
Angela Timmons - Dec. 29, 1999
Angela Timmons - Jan. 12, 2000
Kristina Voss - Feb. 6, 2008
Kelsey Woodard - Dec. 29, 2010
Kelsey Woodard - Jan. 12, 2011

Newcomer/Freshman of the Week
Carly Bachelor: Jan. 27, 2020 (BIG EAST)
Temi Carda (2x): Feb. 5 & 12, 2018 (BIG EAST)
Brittany Harshaw: Dec. 3, 2023 (BIG EAST)
Marissa Janning (4x): Dec. 3 & 10, 2012;
Feb. 8, March 1, 2013 (MVC)
Sydney Lamberty (6x): Dec. 8, 15, 22 & 29, 2014;
Feb. 9 & 16, 2015 (BIG EAST)
Sarah Nelson (2x): Jan. 24 & Feb. 7, 2011 (MVC)
Megan Neuvirth (4x): Jan. 29, Feb. 5 & 19
& March 5, 2007 (MVC)
Tatum Rembao: Jan. 29, 2018 (BIG EAST)
Emma Ronsiek: Dec. 28, 2020 &
Feb. 22, 2021 (BIG EAST)
Carli Tritz (9x): Nov. 29, Dec. 13 & 27, 2010;
Jan. 3, 10, 31, Feb. 14 & 21,
March 7, 2011 (MVC)
Kelsey Woodard (6x): Nov. 26, Dec. 17, 2007;
Jan. 8, Feb. 4 & 18, March 3, 2008 (MVC)

Bold Italics indicates 2024-25 honor

Honors & Awards

Conference Player of the Week
Jaylyn Agnew (7x): Feb. 12, 2018 (BIG EAST),
Nov. 25, 2019 (BIG EAST), Dec. 2, 2019 (BIG EAST)
Dec. 30, 2019 (BIG EAST), Jan. 6, 2020 (BIG EAST)
Feb. 10, 2020 (BIG EAST), March 2, 2020 (BIG EAST)
Sara Cain: March 3, 2008 (MVC)
Audrey Faber: Dec. 4, 2017 (BIG EAST)
Becky Flynn (4x): Feb. 1, 1993 (MVC)
Jan. 18, 1994 (MVC), Jan. 9, 1995 (MVC)
Feb. 20, 1995 (MVC)
Dayna Finch: Dec. 29, 2003 (MVC)
Pam Gradoville (2x): 1987-88 (HCAC)
Kathy Halligan (3x): 1989-90 (HCAC)
Jan. 13, 1992 (WAC), March 2, 1992 (WAC)
Chevelle Herring: Dec. 15, 2008 (MVC)
Angie Janis (2x): Nov. 29, 2004 (MVC),
Jan. 2, 2005 (MVC)
Marissa Janning (3x): Jan. 27, 2014 (BIG EAST)
Feb. 2, 2015 (BIG EAST), Dec. 19, 2017 (BIG EAST)
Lauren Jensen: Nov. 27, 2023 (BIG EAST),
Nov. 25, 2024 (BIG EAST)
Kris Kugel (3x): Feb. 3, 1992 (WAC)
Dec. 7, 1992 (MVC), Dec. 13, 1993 (MVC)
Sydney Lamberty: Jan. 29, 2018 (BIG EAST)
Morgan Maly: Jan. 13, 2025 (BIG EAST),
Feb. 10, 2025 (BIG EAST)
Molly Mogensen: Feb. 3, 2025 (BIG EAST)
Kellie Nelson: Jan. 18, 2010 (MVC)
Sarah Nelson (3x): Nov. 14, 2011 (MVC)
Nov. 28, 2011 (MVC), Dec. 27, 2012 (MVC)
Christy Neneman (4x): Feb. 4, 2002 (MVC)
Feb. 11, 2002 (MVC), Dec. 23, 2002 (MVC)
Jan. 26, 2004 (MVC)
Megan Neuvirth (2x): Dec. 22, 2008 (MVC)
Feb. 9, 2009 (MVC)
Jenny Olson: Dec. 27, 1994 (MVC)
Tatum Rembao: Feb. 17, 2020 (BIG EAST)
Emma Ronsiek: Jan. 17, 2022 (BIG EAST)
Melissa Sanford (3x): 1989-90 (2x) (HCAC)
Feb. 18, 1991 (WAC)
Sam Schuett (2x): Dec. 10, 2007 (MVC)
Jan. 4, 2010 (MVC)
Krissie Spanheimer: Jan. 11, 1999 (MVC)
Laura Spanheimer (4x): Feb. 7, 2004 (MVC)
Nov. 22, 2004 (MVC), Dec. 6, 2004 (MVC)
Jan. 30, 2005 (MVC)
Amy Spencer: 1989-90 (HCAC)
Becky Strathman: Feb. 24, 1992 (WAC)
Shannon Struby (4x): Dec. 17, 1990 (WAC)
Jan. 28, 1991 (WAC), Feb. 25, 1991 (WAC)
Jan. 25, 1994 (MVC)
Angela Timmons (3x): Dec. 27, 1999 (MVC)
Nov. 20, 2000 (MVC), Feb. 26, 2001 (MVC)
Carrie Welle (3x): Feb. 17, 1997 (MVC)
Dec. 29, 1997 (MVC), Jan. 27, 1998 (MVC)
Kristi Woodard (2x): Jan. 12, 2004 (MVC)
Jan. 9, 2006 (MVC)
Kelsey Woodard (2x): Feb. 4, 2008 (MVC)
Dec. 27, 2010 (MVC)

DI-AAA ADA Scholar-Athlete Team
Lauren Jensen - 2023, '24, '25
Morgan Maly - 2024, '25
Jaylyn Agnew - 2020
Marissa Janning - 2017
Sarah Nelson - 2013
Sara Cain - 2010
Sam Schuett - 2010
Ally Thrall - 2010

DI-AAA ADA Scholar-Athlete of the Year Award
Morgan Maly - 2025

DI-AAA ADA Postgraduate Scholarship Award
Morgan Maly - 2025

MVC Postgraduate Scholarship Award
Becky Flynn - 1996

MVC Service & Leadership Award
Ally Jensen - 2013

MVC State Farm Good Neighbor Award
Sam Schuett - 2008

All-Jesuit Basketball First Team
Kathy Halligan - 1990
Carli Tritz - 2012

National Academic All-Jesuit Basketball First Team
Ally Jensen - 2012

Honorable Mention
Sarah Nelson - 2012

NCAA Postgraduate Scholarship Award
Becky Flynn - 1996

NCAA Nebraska "Woman of the Year"
Carrie Welle - 1998

Women's Varsity Sports Magazine
All-Freshman Second Team
Connie Yori - 1982-83

CSC Academic All-American
Becky Flynn - 1996 (Second Team)
Morgan Maly - 2025 (Second Team), 2024 (Third Team)
Carrie Welle - 1998 (Second Team)

CSC Academic All-District VII
Carly Bachelor - 2023 (First Team)
Jenny Burns - 2003 (Second Team)
Sara Cain - 2008 (Second Team)
Dayna Finch - 2004 (First Team)
Becky Flynn - 1996 (First Team), 1995 (Second Team)
Lauren Jensen - 2023 (First Team), 2025 (First Team)
Morgan Maly - 2023 (First Team), 2024 (First Team),
2025 (First Team)
MC McGrory - 2015 (First Team)
Kellie Nelson - 2011 (Second Team), 2010 (First Team)
Megan Neuvirth - 2010 (Second Team)
Rachael Saunders - 2023 (First Team)
Sam Schuett - 2010 (First Team), 2011 (First Team)
Laura Spanheimer - 2004 (Second Team),
2005 (Second Team)
Ally Thrall - 2008 (Third Team)
Kennedy Townsend - 2025 (First Team)
Carrie Welle - 1997 (First Team), 1998 (First Team)
Kelsey Woodard - 2010 (Second Team),
2011 (Third Team)

MVC Scholar-Athlete of the Year
Dayna Finch - 2004
Laura Spanheimer - 2005

MVC Academic All-Conference
FIRST TEAM
Jenny Burns - 2002, '03
Dayna Finch - 2003, '04
Becky Flynn - 1994, '95
Kathy Halligan - 1991, '92 (WAC)
Mindy Hendrickson - 1991, '92 (WAC), '93 (MVC)
Angie Janis - 2005
Sarah Nelson, 2012, '13
Sam Schuett - 2010, '11
Laura Spanheimer - 2003, '04, '05
Becky Strathman - 1991, '92 (WAC)
Angela Timmons - 2001
Carrie Welle - 1996, '97, '98
Kelsey Woodard - 2011

SECOND TEAM
Sara Cain - 2007, '08
Angie Janis - 2006
Ally Jensen - 2013
Kristi McCullough - 1997
Kellie Nelson - 2010, '11
Megan Neuvirth - 2009, '10
Holly Sivesind - 1995, '96
Krissie Spanheimer - 1999, '01
Ally Thrall - 2007, '08
Kelsey Woodard - 2009

HONORABLE MENTION
Leslie Budak - 1994, '95, '96
Kristen Hafer - 1997, '98, '99
Heather Horner - 1995, '96
Ally Jensen, 2012
Nikki Keller - 1997
Jenni Larson - 1998
Kristi McCullough - 1995, '96
Missy Miller - 1994, '96
Sam Schuett - 2008
Holly Sivesind - 1997
Becky Stratham - 1993
Kelsey Woodard - 2010
Cristen Wuebben - 1996, '97

BIG EAST Academic All-Conference
Jaylyn Agnew - 2016, '17, '18, '19, '20
Carly Bachelor - 2020, '21, '22, '23
Mallory Brake - 2023, '24
Payton Brotski - 2019, '20, '21, '22
Kylie Brown - 2015, '16, '17
Temi Carda - 2018, '19, '20, '21
Chloe Dworak - 2019, '20, '21, '22
Olivia Elger - 2016, '17, '18, '19, '20
Audrey Faber - 2016, '17, '18, '19
McKenzie Fujan - 2014
Elizabeth Gentry - 2025
Sydney Golladay - 2025
Ali Greene - 2016, '18, '19
Gracey Griglione - 2018, '19, '20
Brittany Harshaw - 2023, '24
Allison Heathcock - 2025
Jayme Horan - 2021, '22, '24, '25
Marissa Janning - 2014, '15, '16, '17
Lauren Jensen - 2022, '23, '24, '25
Sammy Jensen - 2014, '15
Taylor Johnson - 2014
Alyssa Kamphaus - 2014
Brooke Kissinger - 2017, '18, '19
Sydney Lamberty - 2015, '16, '17, '18
Tessa Leytem - 2014, '16
Brooke Littrell - 2025
Kiani Lockett - 2023, '24, '25
Morgan Maly - 2021, '22, '23, '24, '25
MC McGrory - 2014, '15, '16, '17
Myah Mellman - 2015, '17, '18
McKayla Miller - 2024
Molly Mogensen - 2021, '22, '23, '24, '25
Sarah Nelson - 2014
Bailey Norby - 2015, '16, '17, '18
Riley Norman - 2014
Jade Owens - 2015, '16, '17, '18, '19
Mykel Parham - 2020, '21
Tatum Rembao - 2018, '19, '20, '21, '22
Aimee Rischard - 2016, '17, '18
Brianna Rollerson - 2016, '17
Emma Ronsiek - 2021, '22, '23, '24
Rachael Saunders - 2019, '20, '21, '22, '23
Kennedy Townsend - 2024, '25
Carli Tritz - 2014
Morgan Turner - 2019, '20
Lexi Unruh - 2022, '23, '24
Lauren Works - 2014, '15, '16, '17

Christy Neneman was named the MVC Player of the Year twice and honored as the MVC Tournament MVP in 2002.

Creighton's Overtime Games
(43-24) H: 19-9, A: 21-12, N: 3-3

Date	Opponent	W/L	Score
1-28-77	at College of Saint Mary	W	56-50
2-1-80	**South Dakota State**	**W**	**74-68**
12-12-82	at Iowa State	W	84-82
1-19-83	**UNLV**	**L**	**72-77**
2-10-83	**Drake**	**L (2)**	**77-81**
11-30-85	at Oklahoma State	W	85-74
1-12-86	at Loyola (Chicago)	W (4)	117-108
12-2-87	at Kansas State	L	60-67
2-4-88	at UTEP	L	63-70
12-4-89	at Southern Illinois	W	85-84
12-28-90	**Western Illinois**	**W**	**103-90**
1-3-91	**Nebraska**	**W**	**81-80**
1-12-91	*** Wyoming**	**W**	**84-79**
12-9-92	at Missouri	W	79-65
3-9-93	**^ Southern Illinois**	**L**	**69-71**
12-3-94	at Wyoming	W	100-97
2-23-96	* at Missouri State	L	72-74
2-17-97	* at Evansville	W	84-78
2-27-97	*** Wichita State**	**L (2)**	**81-86**
1-24-98	* at Evansville	W	79-77
2-1-98	*** Drake**	**L**	**61-64**
2-7-98	*** Missouri State**	**W**	**78-75**
3-6-99	^ at Evansville	L	72-75
11-27-01	**Iowa State**	**L**	**74-75**
1-12-02	* at Illinois State	L	57-64
12-22-02	at San Diego State	W	79-72
12-28-03	at Iowa	W	84-72
1-17-04	* at Missouri State	L	80-86
12-10-04	**Iowa**	**L**	**82-91**
1-8-05	*** Illinois State**	**W**	**79-78**
1-27-05	*** Northern Iowa**	**W**	**78-73**
3-5-05	*** Evansville**	**W (2)**	**72-64**
12-29-05	* at Northern Iowa	W	67-64
1-7-06	*** Wichita State**	**W**	**93-83**
2-3-07	* at Northern Iowa	L	72-78
3-11-07	^ vs. Drake	L	64-65
1-6-08	*** Missouri State**	**W**	**79-73**
1-20-08	* at Southern Illinois	L	74-75
2-29-08	*** Illinois State**	**W**	**80-77**
3-24-08	! at Marquette	L	69-75
12-13-08	**Kansas**	**L**	**58-59**
2-21-09	* at Northern Iowa	W	67-59
3-7-09	*** Illinois State**	**W**	**65-62**
11-27-09	at UC Davis	W	63-61
1-29-11	*** Wichita State**	**W**	**50-48**
11-22-11	**South Dakota**	**L**	**53-56**
11-28-12	@ vs. Brigham Young	W	65-62
12-30-12	at Minnesota	L (2)	81-88
3-7-13	*** Evansville**	**W**	**74-69**
3-16-13	^vs. Illinois State	L	61-64
1-1-14	* at Georgetown	W	65-63
3-10-14	ª vs. St. John's	L (2)	63-68
12-22-14	**Kansas**	**W**	**84-81**
11-28-15	ß vs. Eastern Washington	W	66-60
1-8-17	*** Georgetown**	**W**	**70-68**
1-22-17	* at Seton Hall	W	70-60
11-21-17	**Northern Iowa**	**W (2)**	**89-78**
12-3-17	at Drake	W (4)	108-100
1-5-18	* at St. John's	L	65-72
1-22-18	* at Xavier	W	71-64
1-28-18	*** Seton Hall**	**W**	**81-64**
2-10-18	* at Providence	W (2)	87-84
1-18-19	*** Xavier**	**W**	**66-62**
2-3-19	* at Villanova	L (2)	62-67
2-13-21	* at Seton Hall	W	77-76
2-20-22	* at Seton Hall	W (2)	97-91
3-4-23	ª vs. Seton Hall	W	75-74

Bold indicates home games
* = Regular-season conference games
@ = in Salt Lake City, Utah
ß = Lone Star Showcase (Cedar Park, Texas)
^ = MVC Tournament
! = Women's NIT
ª = BIG EAST Tournament

Creighton's 100-Point Games by Points

Score	Opponent	Date
117	vs. Loyola (Chicago) (4ot)	1-12-86
115	vs. Northern Iowa	12-3-23
115	vs. Oral Roberts	12-6-89
113	at Colorado State	2-9-91
113	vs. Northern Iowa	12-5-87
110	vs. Indiana State	3-5-95
110	at Western Illinois	12-30-91
108	at Drake (4ot)	12-3-17
108	at Chicago State	12-6-93
107	at St. John's	2-18-22
107	vs. George Mason	11-24-89
106	vs. Delaware	12-30-93
105	vs. Oral Roberts	1-1-90
105	at Indiana State	1-20-96
104	at New Mexico	2-29-92
103	vs. Western Illinois (ot)	12-28-90
102	vs. Evansville	2-1-96
101	vs. Wichita State	1-21-94
100	at Oral Roberts	1-21-89
100	at Wyoming (ot)	12-3-94

Creighton's 100-Point Games by Date

Score	Opponent	Date
117	vs. Loyola (Chicago) (4ot)	1-12-86
113	vs. Northern Iowa	12-5-87
100	at Oral Roberts	1-21-89
107	vs. George Mason	11-24-89
115	vs. Oral Roberts	12-6-89
105	vs. Oral Roberts	1-1-90
103	vs. Western Illinois (ot)	12-28-90
113	at Colorado State	2-9-91
110	at Western Illinois	12-30-91
104	at New Mexico	2-29-92
108	at Chicago State	12-6-93
106	vs. Delaware	12-30-93
101	vs. Wichita State	1-21-94
100	at Wyoming (ot)	12-3-94
110	vs. Indiana State	3-5-95
105	at Indiana State	1-20-96
102	vs. Evansville	2-1-96
108	at Drake (4ot)	12-3-17
107	at St. John's	2-18-22
115	vs. Northern Iowa	12-3-23

Bold indicates 2024-25 season

Bluejays at Home

On Campus.....222-71 (.758)
D.J. Sokol Arena: 156-51,
Kiewit Fitness Center: 26-12,
Vinardi Athletic Center: 40-8
Off Campus.....246-99 (.713)
(Ak-Sar-Ben Coliseum: 13-3, Bellevue West HS: 2-0,
Boys Town: 3-2, CHI Health Center Omaha: 1-3,
Iowa Western CC: 2-0, Marian HS: 11-1,
Millard South HS: 1-1, Omaha Civic Auditorium: 213-88,
UNO Sapp Fieldhouse: 0-1)
Combined Home Record.....468-170 (.734)

Consecutive Home Wins:
44 (Feb. 4, 1984 to Feb. 24, 1987)

Most Home Wins in a Season: 16 (1986-87)

Undefeated Seasons at Home:
1984-85 (13-0), 1985-86 (10-0),
1986-87 (16-0) & 1991-92 (15-0)

Top-10 Home Attendance

1. ***11,141 vs. #6 Connecticut (1/25/25 - CHI Health Center)***
2. 4,439 vs. Auburn (3/31/03 - WNIT Semifinal)
3. 4,180 vs. UNLV (3/30/04 - WNIT Championship)
4. 4,058 vs. Omaha (1/17/83)
5. 3,618 vs. Nebraska (12/1/02)
6. 3,502 vs. Long Beach State (3/18/92 - NCAA Tournament)
7. 3,483 vs. Drake (2/27/09 - CHI Health Center)
8. 3,386 vs. Drake (1/31/04)
9. 3,123 vs. Wichita State (2/9/03)
10. 3,118 vs. No. 5 Iowa State (11/27/01)

Creighton won its only overtime game of 2022-23, defeating Seton Hall 75-74 in the BIG EAST Tournament.

1,000 Point Club

Kathy Halligan
2,159 points
1988-92

Morgan Maly
2,072 points
2020-25

Lauren Jensen
2,059 points
2021-25

Pam Gradoville
2,024 points
1984-88

Connie Yori
2,010 points
1982-86

Marissa Janning
1,934 points
2012-17

1. Kathy Halligan • 2,159 Points • 1988–92

Year	G-GS	FG-A	FG%	3FG-A	3FG%	FT-A	FT%	Reb.	Avg.	PF-D	A	TO	B	S	Pts.	Avg.
‘88-89	27-26	141-359	39.3	55-140	39.3	69-92	75.0	134	5.0	83-1	69	85	4	68	406	15.0
‘89-90	27-27	221-445	49.7	102-234	43.6	108-147	73.5	207	7.7	70-0	86	107	17	66	652	24.2
‘90-91	29-29	211-424	49.8	80-176	45.5	87-115	75.7	229	7.9	73-1	114	94	12	73	589	20.3
‘91-92	32-32	176-314	56.1	72-130	55.4	88-114	77.2	179	5.6	62-0	111	72	3	65	512	16.0
TOTAL	**115-114**	**749-1,542**	**48.6**	**309-680**	**45.4**	**352-468**	**75.2**	**749**	**6.5**	**288-2**	**380**	**358**	**36**	**272**	**2,159**	**18.8**

2. Morgan Maly • 2,072 Points • 2020–25

Year	G-GS	FG-A	FG%	3FG-A	3FG%	FT-A	FT%	Reb.	Avg.	PF-D	A	TO	B	S	Pts.	Avg.
‘20-21	22-2	55-134	41.0	38-105	36.2	21-24	87.5	86	3.9	39-2	24	32	4	9	169	7.7
‘21-22	32-1	140-327	42.8	80-214	37.4	32-35	91.4	128	4.0	43-0	49	49	8	8	392	12.3
‘22-23	31-31	169-380	44.5	69-198	34.8	47-57	82.5	191	6.2	58-1	51	65	14	21	454	14.6
‘23-24	32-32	178-404	44.1	70-202	34.7	60-68	88.2	209	6.5	66-0	76	48	22	24	486	15.2
‘24-25	33-33	216-442	48.9	76-178	42.7	63-70	90.0	187	5.7	62-1	64	61	19	26	571	17.3
TOTAL	**150-99**	**758-1,687**	**44.9**	**333-897**	**37.1**	**223-254**	**87.8**	**801**	**5.3**	**268-4**	**264**	**255**	**67**	**88**	**2,072**	**13.8**

3. Lauren Jensen • 2,059 Points • 2021–25

Year	G-GS	FG-A	FG%	3FG-A	3FG%	FT-A	FT%	Reb.	Avg.	PF-D	A	TO	B	S	Pts.	Avg.
‘21-22	33-32	150-343	43.7	82-189	43.4	31-37	83.8	133	4.0	41-2	64	53	3	24	413	12.5
‘22-23	31-31	190-429	44.3	68-196	34.7	52-64	81.3	109	3.5	64-1	107	60	6	25	500	16.1
‘23-24	32-32	208-469	44.3	74-202	36.6	68-75	90.7	119	3.7	63-0	98	58	8	27	558	17.4
‘24-25	33-33	229-504	45.4	72-199	36.2	58-66	87.9	132	4.0	68-1	121	71	7	42	588	17.8
TOTAL	**129-128**	**777-1,745**	**44.5**	**296-786**	**37.7**	**209-242**	**86.4**	**493**	**3.8**	**236-4**	**390**	**242**	**24**	**118**	**2,059**	**16.0**

4. Pam Gradoville • 2,024 Points • 1984–88

Year	G-GS	FG-A	FG%	3FG-A	3FG%	FT-A	FT%	Reb.	Avg.	PF-D	A	TO	B	S	Pts.	Avg.
‘84-85	27-26	160-296	54.1	--	--	51-80	63.8	216	8.0	65-0	20	50	36	25	371	13.7
‘85-86	28-28	170-307	55.4	--	--	68-85	80.0	229	8.2	82-2	20	45	29	25	408	14.6
‘86-87	27-27	242-429	56.4	--	--	109-165	66.1	226	8.4	75-2	20	46	26	30	593	22.0
‘87-88	28-28	251-424	59.2	0-1	0.0	150-213	70.4	253	9.0	84-4	23	70	25	28	652	23.3
TOTAL	**110-109**	**823-1,456**	**56.5**	**0-1**	**0.0**	**378-543**	**69.6**	**924**	**8.4**	**306-8**	**83**	**211**	**116**	**108**	**2,024**	**18.4**

5. Connie Yori • 2,010 Points • 1982–86

Year	G-GS	FG-A	FG%	3FG-A	3FG%	FT-A	FT%	Reb.	Avg.	PF-D	A	TO	B	S	Pts.	Avg.
‘82-83	28-28	238-433	55.0	--	--	113-148	76.4	589	21.0	88-2	105	108	29	85	589	21.0
‘83-84	28-27	220-408	53.4	--	--	129-164	78.7	569	20.3	80-4	100	110	25	88	569	20.3
‘84-85	15-15	110-207	53.1	--	--	60-76	78.9	280	18.7	46-1	66	47	8	52	280	18.7
‘85-86	28-28	229-423	54.1	--	--	114-149	76.5	572	20.4	74-3	128	79	7	67	572	20.4
TOTAL	**99-98**	**797-1,471**	**54.2**	**--**	**--**	**416-537**	**77.5**	**746**	**20.3**	**288-10**	**399**	**344**	**69**	**292**	**2,010**	**20.3**

6. Marissa Janning • 1,934 Points • 2012–17

Year	G-GS	FG-A	FG%	3FG-A	3FG%	FT-A	FT%	Reb.	Avg.	PF-D	A	TO	B	S	Pts.	Avg.
‘12-13	33-11	143-380	37.6	74-190	38.9	57-70	81.4	116	3.5	62-2	80	74	3	41	417	12.6
‘13-14	34-34	189-515	35.1	80-228	35.1	141-165	85.5	176	5.2	78-1	132	98	7	26	599	17.5
‘14-15	31-31	165-467	35.3	67-183	36.6	86-107	80.4	141	4.5	70-4	116	83	7	38	483	15.6
‘15-16	6-6	23-72	31.9	9-30	30.0	9-12	75.0	29	4.8	9-0	31	17	4	3	64	10.7
‘16-17	32-32	133-358	37.2	37-137	27.0	68-101	67.3	156	4.9	60-1	148	87	10	31	371	11.6
TOTAL	**136-114**	**653-1,792**	**36.4**	**267-768**	**34.8**	**361-455**	**79.3**	**618**	**4.5**	**279-8**	**507**	**359**	**31**	**139**	**1,934**	**14.2**

Audrey Faber
1,857 points
2015-19

Christy Neneman
1,732 points
2000-04

Angie Janis
1,630 points
2002-06

Emma Ronsiek
1,622 points
2020-24



Carrie Welle
1,604 points
1994-98

Laura Spanheimer
1,588 points
2001-05

7. Audrey Faber • 1,857 Points • 2015–19

Year	G-GS	FG-A	FG%	3FG-A	3FG%	FT-A	FT%	Reb.	Avg.	PF-D	A	TO	B	S	Pts.	Avg.
‘15-16	35-32	161-371	43.4	68-164	41.5	72-89	80.9	170	4.9	83-4	67	83	37	18	462	13.2
‘16-17	32-32	135-331	40.8	61-170	35.9	80-97	85.1	133	4.2	53-2	56	57	32	11	411	12.8
‘17-18	32-31	171-412	41.5	66-180	36.7	67-82	81.7	142	4.4	62-1	99	79	36	14	475	14.8
‘18-19	31-31	185-395	46.8	65-178	36.5	74-95	77.9	156	5.0	50-0	86	84	55	14	509	16.4
TOTAL	**130-126**	**652-1,509**	**43.2**	**260-692**	**37.6**	**293-363**	**80.7**	**601**	**4.6**	**248-7**	**308**	**303**	**160**	**57**	**1,857**	**14.3**

8. Christy Neneman • 1,732 Points • 2000–04

Year	G-GS	FG-A	FG%	3FG-A	3FG%	FT-A	FT%	Reb.	Avg.	PF-D	A	TO	B	S	Pts.	Avg.
‘00-01	28-17	119-250	47.6	14-45	.311	55-73	75.3	125	4.5	80-4	48	59	4	35	307	11.0
‘01-02	31-31	184-420	43.8	22-69	.319	124-158	78.5	192	6.2	88-4	90	92	6	58	514	16.6
‘02-03	33-33	194-501	38.7	38-125	.304	130-159	81.8	218	6.6	113-6	106	88	14	63	556	16.8
‘03-04	28-26	125-350	35.7	28-97	.289	77-101	76.2	150	5.4	90-5	110	70	11	55	355	12.7
TOTAL	**120-107**	**622-1,521**	**40.9**	**102-336**	**.304**	**386-491**	**78.6**	**685**	**5.7**	**371-19**	**354**	**309**	**35**	**211**	**1,732**	**14.4**

9. Angie Janis • 1,630 Points • 2002–06

Year	G-GS	FG-A	FG%	3FG-A	3FG%	FT-A	FT%	Reb.	Avg.	PF-D	A	TO	B	S	Pts.	Avg.
‘02-03	33-0	67-173	38.7	12-33	36.4	48-65	73.8	132	4.0	44-0	15	58	21	20	194	5.9
‘03-04	33-25	134-305	43.9	12-48	25.0	66-90	73.3	201	6.1	86-4	26	54	19	27	346	10.5
‘04-05	29-29	217-465	46.7	28-75	37.3	91-116	78.4	222	7.7	87-4	34	93	22	35	553	19.1
‘05-06	29-29	213-473	45.0	29-88	33.0	82-118	69.5	220	7.6	74-3	49	87	29	23	537	18.5
TOTAL	**124-83**	**631-1,416**	**44.6**	**81-244**	**33.2**	**287-389**	**73.8**	**775**	**6.3**	**291-11**	**124**	**292**	**91**	**105**	**1,630**	**13.1**

10. Emma Ronsiek • 1,622 Points • 2020–24

Year	G-GS	FG-A	FG%	3FG-A	3FG%	FT-A	FT%	Reb.	Avg.	PF-D	A	TO	B	S	Pts.	Avg.
‘20-21	20-14	87-185	47.0	29-80	36.3	28-35	80.0	101	5.1	40-1	23	25	13	5	231	11.6
‘21-22	32-32	174-360	48.3	42-124	33.9	55-79	69.6	161	5.0	57-0	81	47	28	25	445	13.9
‘22-23	31-31	155-339	45.7	48-125	38.4	52-65	80.0	164	5.3	77-3	93	73	13	30	410	13.2
‘23-24	32-32	187-396	47.2	40-121	33.1	122-137	89.1	171	5.3	86-4	85	66	38	33	536	16.8
TOTAL	**115-109**	**603-1,280**	**47.1**	**159-450**	**35.3**	**257-316**	**81.3**	**597**	**5.2**	**260-8**	**282**	**211**	**92**	**93**	**1,622**	**14.1**

11. Carrie Welle • 1,604 Points • 1994–1998

Year	G-GS	FG-A	FG%	3FG-A	3FG%	FT-A	FT%	Reb.	Avg.	PF-D	A	TO	B	S	Pts.	Avg.
‘94-95	26-0	17-36	47.2	0-0	--	20-29	69.0	52	2.0	37-0	4	23	1	7	54	2.1
‘95-96	28-27	150-300	50.0	0-0	--	161-230	70.0	201	7.2	93-4	45	95	23	15	461	16.5
‘96-97	27-27	165-351	47.0	0-0	--	205-298	68.8	200	7.4	85-3	56	119	13	32	535	19.8
‘97-98	28-28	179-354	50.6	0-0	--	196-254	77.2	170	6.1	83-3	71	93	13	31	554	19.8
TOTAL	**109-82**	**511-1,041**	**49.1**	**0-0**	**--**	**582-811**	**71.8**	**623**	**5.7**	**298-10**	**176**	**330**	**50**	**85**	**1,604**	**14.7**

12. Laura Spanheimer • 1,588 Points • 2001–05

Year	G-GS	FG-A	FG%	3FG-A	3FG%	FT-A	FT%	Reb.	Avg.	PF-D	A	TO	B	S	Pts.	Avg.
‘01-02	31-28	106-262	40.5	48-134	35.8	52-67	77.6	148	4.8	69-1	64	45	21	77	312	10.1
‘02-03	33-33	150-329	45.6	77-168	45.8	37-51	72.5	149	4.5	81-2	97	52	22	93	414	12.5
‘03-04	32-32	161-362	44.5	64-183	35.0	51-83	69.9	175	5.5	61-1	96	69	13	100	437	13.7
‘04-05	29-29	154-359	42.9	61-164	37.2	56-84	66.7	162	5.6	72-1	93	56	15	99	425	14.7
TOTAL	**125-122**	**571-1,312**	**43.5**	**250-649**	**38.5**	**196-275**	**71.3**	**634**	**5.1**	**283-5**	**350**	**222**	**71**	**369**	**1,588**	**12.7**

Tanya Warren
1,566 points
1983-88

Jaylyn Agnew
1,552 points
2015-20

Kelsey Woodard
1,480 points
2007-11

Sarah Nelson
1,472 points
2010-14



Shannon Struby
1,459 points
1990-94

Becky Flynn
1,356 points
1992-96

13. Tanya Warren • 1,566 Points • 1983–88

Year	G-GS	FG-A	FG%	3FG-A	3FG%	FT-A	FT%	Reb.	Avg.	PF-D	A	TO	B	S	Pts.	Avg.
‘83-84	5-5	28-47	59.6	--	--	4-7	57.1	14	2.8	5-0	10	16	2	11	60	12.0
‘84-85	27-27	154-314	49.0	--	--	68-91	74.7	86	3.2	68-4	150	126	1	38	376	13.9
‘85-86	26-26	148-275	53.8	--	--	83-98	84.7	78	3.0	50-3	184	110	0	54	379	14.6
‘86-87	30-30	226-465	48.6	--	--	108-139	77.7	114	3.8	53-3	228	130	2	78	560	18.7
‘87-88	10-10	74-146	50.7	6-20	30.0	37-48	77.1	45	4.5	18-1	78	30	1	19	191	19.1
TOTAL	**98-98**	**630-1,247**	**50.5**	**6-20**	**30.0**	**300-383**	**78.3**	**337**	**3.4**	**194-11**	**650**	**412**	**6**	**200**	**1,566**	**16.0**

14. Jaylyn Agnew • 1,552 Points • 2015-20

Year	G-GS	FG-A	FG%	3FG-A	3FG%	FT-A	FT%	Reb.	Avg.	PF-D	A	TO	B	S	Pts.	Avg.
‘16-17	32-0	85-197	43.1	34-90	37.8	24-31	77.4	112	3.5	80-1	47	37	21	30	228	7.1
‘17-18	32-31	160-362	44.2	81-202	40.1	63-77	81.8	202	6.3	83-3	84	37	41	33	464	14.5
‘18-19	27-26	117-272	43.0	53-155	34.2	32-42	76.2	178	6.6	52-0	86	51	30	16	319	11.8
‘19-20	26-26	190-432	44.0	85-227	37.4	76-80	95.0	165	6.3	50-0	85	49	26	30	541	20.8
TOTAL	**117-83**	**552-1,263**	**43.7**	**253-674**	**37.5**	**195-230**	**84.8**	**657**	**5.6**	**265-4**	**302**	**174**	**118**	**109**	**1,552**	**13.3**

15. Kelsey Woodard • 1,480 Points • 2007-11

Year	G-GS	FG-A	FG%	3FG-A	3FG%	FT-A	FT%	Reb.	Avg.	PF-D	A	TO	B	S	Pts.	Avg.
‘07-08	33-19	108-275	39.3	52-131	39.7	74-88	84.1	117	3.5	57-0	68	69	6	20	342	10.4
‘08-09	34-34	142-398	35.7	88-231	38.1	66-78	84.6	178	5.2	54-0	84	44	28	22	438	12.9
‘09-10	32-30	102-292	34.9	53-156	34.0	44-52	84.6	122	3.8	65-1	63	50	13	23	301	9.4
‘10-11	31-31	140-374	37.4	68-190	35.8	51-57	89.5	135	4.4	73-2	81	52	15	32	399	12.9
TOTAL	**130-114**	**492-1,339**	**36.7**	**261-708**	**36.9**	**235-275**	**85.5**	**552**	**4.2**	**249-3**	**296**	**215**	**62**	**97**	**1,480**	**11.4**

16. Sarah Nelson • 1,472 Points • 2010–14

Year	G-GS	FG-A	FG%	3FG-A	3FG%	FT-A	FT%	Reb.	Avg.	PF-D	A	TO	B	S	Pts.	Avg.
‘10-11	31-9	90-197	45.7	13-48	27.1	30-46	65.2	137	4.4	50-0	35	44	29	16	223	7.2
‘11-12	33-33	152-304	50.0	12-36	33.3	93-123	75.6	251	7.6	81-1	84	81	43	38	409	12.4
‘12-13	33-33	147-292	50.3	34-96	35.4	57-83	68.7	258	7.8	75-2	115	61	47	38	385	11.7
‘13-14	34-34	165-363	45.5	53-155	34.2	72-115	62.6	274	8.1	89-0	117	72	38	25	455	13.4
TOTAL	**131-109**	**554-1,156**	**47.9**	**112-335**	**33.4**	**252-367**	**68.7**	**920**	**7.0**	**295-3**	**351**	**258**	**157**	**117**	**1,472**	**11.2**

17. Shannon Struby • 1,459 Points • 1990–94

Year	G-GS	FG-A	FG%	3FG-A	3FG%	FT-A	FT%	Reb.	Avg.	PF-D	A	TO	B	S	Pts.	Avg.
‘90-91	29-29	212-365	58.1	0-1	0.0	43-71	60.6	243	8.4	94-6	54	71	19	42	467	16.1
‘91-92	29-29	190-333	57.1	0-1	0.0	53-77	68.8	214	7.4	79-3	47	60	7	43	433	14.9
‘92-93	23-22	109-220	49.5	0-1	0.0	58-78	74.4	154	6.7	50-1	42	64	11	30	276	12.0
‘93-94	31-31	114-212	53.8	0-2	0.0	55-70	78.6	213	6.9	79-1	63	70	17	44	283	9.1
TOTAL	**112-111**	**625-1,130**	**55.3**	**0-5**	**0.0**	**209-296**	**70.6**	**824**	**7.4**	**302-11**	**206**	**265**	**54**	**159**	**1,459**	**13.0**

18. Becky Flynn • 1,356 Points • 1992–96

Year	G-GS	FG-A	FG%	3FG-A	3FG%	FT-A	FT%	Reb.	Avg.	PF-D	A	TO	B	S	Pts.	Avg.
‘92-93	28-28	151-315	47.9	8-15	53.3	71-107	66.4	163	5.8	80-3	82	80	9	93	381	13.6
‘93-94	31-31	180-392	45.9	5-33	15.2	71-115	61.7	211	6.8	79-1	153	115	11	105	436	14.1
‘94-95	26-26	170-347	49.0	4-9	44.4	90-164	54.9	211	8.1	75-2	92	89	9	60	434	16.7
‘95-96	10-7	43-97	44.3	1-8	12.5	18-37	48.6	51	5.1	30-1	14	31	0	12	105	10.5
TOTAL	**95-92**	**544-1,151**	**47.3**	**18-65**	**27.7**	**250-423**	**59.1**	**636**	**6.7**	**264-7**	**341**	**315**	**29**	**270**	**1,356**	**14.3**

1,000 Point Club



Kris Kugel
1,343 points
1990-94

Sydney Lamberty
1,286 points
2014-18

Temi Carda
1,266 points
2017-21



Angela Timmons
1,263 points
1997-2001

Sam Schuett
1,260 points
2006-11

Dayna Finch
1,260 points
2000-04

19. Kris Kugel • 1,343 Points • 1990–94

Year	G-GS	FG-A	FG%	3FG-A	3FG%	FT-A	FT%	Reb.	Avg.	PF-D	A	TO	B	S	Pts.	Avg.
‘90-91	27-0	36-82	43.9	0-0	--	30-42	71.4	64	2.4	43-0	3	27	10	13	102	3.8
‘91-92	32-32	195-335	58.2	0-1	0.0	107-161	66.5	181	5.7	67-2	32	78	30	22	497	15.5
‘92-93	28-28	132-238	55.5	0-0	--	60-93	64.5	148	5.3	52-0	18	66	18	24	324	11.6
‘93-94	31-31	160-253	63.2	0-0	--	100-139	71.9	161	5.2	51-0	35	70	15	34	420	13.5
TOTAL	**118-91**	**523-908**	**57.6**	**0-1**	**0.0**	**297-435**	**68.3**	**554**	**4.7**	**213-2**	**88**	**241**	**73**	**93**	**1,343**	**11.4**

20. Sydney Lamberty • 1,286 Points • 2014–18

Year	G-GS	FG-A	FG%	3FG-A	3FG%	FT-A	FT%	Reb.	Avg.	PF-D	A	TO	B	S	Pts.	Avg.
‘14-15	31-25	110-279	39.4	47-122	38.5	43-62	69.4	127	4.1	27-0	90	37	7	26	310	10.0
‘15-16	34-34	109-319	34.2	38-122	31.1	39-50	78.0	153	4.5	37-0	97	56	8	24	295	8.7
‘16-17	32-30	114-276	41.3	33-101	32.7	40-50	80.0	175	5.5	28-0	138	53	12	21	301	9.4
‘17-18	32-32	140-319	43.9	38-94	40.4	62-74	83.8	198	6.2	31-0	172	77	14	22	380	11.9
TOTAL	**129-121**	**473-1,193**	**39.6**	**156-439**	**35.5**	**184-236**	**78.0**	**653**	**5.1**	**120-0**	**497**	**223**	**41**	**93**	**1,286**	**10.0**

21. Temi Carda • 1,266 Points • 2017–2021

Year	G-GS	FG-A	FG%	3FG-A	3FG%	FT-A	FT%	Reb.	Avg.	PF-D	A	TO	B	S	Pts.	Avg.
‘17-18	32-1	77-193	39.9	26-82	31.7	43-59	72.9	113	3.5	74-0	42	41	0	7	223	7.0
‘18-19	31-23	102-254	40.2	40-109	36.7	68-77	88.3	147	4.7	72-2	61	60	3	20	312	10.1
‘19-20	30-30	137-329	41.6	49-138	35.5	65-81	80.2	133	4.4	83-4	82	52	3	21	388	12.9
‘20-21	22-22	119-289	41.2	36-90	40.0	69-84	82.1	93	4.2	50-1	75	49	3	20	343	15.6
TOTAL	**115-76**	**435-1,065**	**40.8**	**151-419**	**36.0**	**245-301**	**81.4**	**486**	**4.2**	**279-8**	**260**	**202**	**9**	**68**	**1,266**	**11.0**

22. Angela Timmons • 1,263 Points • 1997–2001

Year	G-GS	FG-A	FG%	3FG-A	3FG%	FT-A	FT%	Reb.	Avg.	PF-D	A	TO	B	S	Pts.	Avg.
‘97-98	28-28	70-186	37.6	33-90	36.7	41-60	68.3	58	2.1	64-0	70	81	0	45	214	7.6
‘98-99	30-25	71-216	32.9	27-93	29.0	56-92	60.9	90	3.0	60-1	73	90	0	44	225	7.5
‘99-00	27-27	132-327	40.4	49-136	36.0	123-158	77.8	94	3.5	64-1	97	108	2	40	436	16.1
‘00-01	28-28	124-283	43.8	25-79	31.6	115-154	74.7	91	3.3	56-0	102	90	3	36	388	13.9
TOTAL	**113-108**	**397-1,012**	**39.2**	**134-398**	**33.7**	**335-464**	**72.2**	**333**	**2.9**	**244-2**	**342**	**369**	**5**	**165**	**1,263**	**11.2**

T23. Sam Schuett • 1,260 Points • 2006-11

Year	G-GS	FG-A	FG%	3FG-A	3FG%	FT-A	FT%	Reb.	Avg.	PF-D	A	TO	B	S	Pts.	Avg.
‘06-07	32-18	94-204	46.1	32-75	42.7	45-59	76.3	188	5.9	63-1	39	56	21	46	265	8.3
‘07-08	33-15	82-225	36.4	33-102	32.4	65-78	83.3	225	6.8	73-2	56	73	20	38	262	7.9
‘09-10	32-32	133-282	47.2	65-154	42.2	83-100	83.0	240	7.5	56-0	55	65	38	43	414	12.9
‘10-11	31-31	102-268	38.1	39-125	31.2	76-98	77.6	228	7.4	74-2	87	69	23	36	319	10.3
TOTAL	**128-96**	**411-979**	**42.0**	**169-456**	**37.1**	**269-335**	**80.3**	**881**	**6.9**	**266-5**	**237**	**263**	**102**	**163**	**1,260**	**9.8**

T23. Dayna Finch • 1,260 Points • 2000–04

Year	G-GS	FG-A	FG%	3FG-A	3FG%	FT-A	FT%	Reb.	Avg.	PF-D	A	TO	B	S	Pts.	Avg.
‘00-01	28-4	53-138	38.4	42-105	40.0	13-15	86.7	56	2.0	32-0	19	18	0	16	161	5.8
‘01-02	31-3	118-292	40.4	91-225	40.4	29-39	74.4	111	3.6	50-0	54	36	1	33	356	11.5
‘02-03	30-29	106-301	35.2	63-186	33.9	22-27	81.5	113	3.8	71-0	69	43	0	55	297	9.9
‘03-04	32-31	153-391	39.1	98-250	39.2	42-49	85.7	125	3.9	65-0	90	45	0	78	446	13.9
TOTAL	**121-67**	**430-1,122**	**38.3**	**294-766**	**38.4**	**106-130**	**81.5**	**405**	**3.3**	**214-1**	**232**	**142**	**1**	**182**	**1,260**	**10.4**

Megan Neuvirth
1,257 points
2006-10



Holly Sivesind
1,250 points
1993-97

Melissa Sanford
1,173 points
1989-92

Ally Thrall
1,137 points
2004-08

Kristi Woodard
1,110 points
2002-06

Chevelle Herring
1,098 points
2005-10

25. Megan Neuvirth • 1,257 Points • 2006-10

Year	G-GS	FG-A	FG%	3FG-A	3FG%	FT-A	FT%	Reb.	Avg.	PF-D	A	TO	B	S	Pts.	Avg.
'06-07	32-19	104-234	44.4	1-6	16.7	41-82	50.0	215	6.7	98-5	54	86	15	76	250	7.8
'07-08	33-21	63-168	37.5	5-26	19.2	28-47	59.6	174	5.3	97-3	52	84	8	52	159	4.8
'08-09	34-34	152-435	34.9	51-143	35.7	83-128	64.8	325	9.6	105-4	96	131	34	83	438	12.9
'09-10	31-31	143-320	44.7	23-73	31.5	101-150	67.3	215	6.9	108-8	73	107	22	67	410	13.2
TOTAL	**130-105**	**462-1,157**	**39.9**	**80-248**	**32.3**	**253-407**	**62.2**	**929**	**7.1**	**408-20**	**275**	**408**	**79**	**278**	**1,257**	**9.7**

26. Holly Sivesind • 1,250 Points • 1993–97

Year	G-GS	FG-A	FG%	3FG-A	3FG%	FT-A	FT%	Reb.	Avg.	PF-D	A	TO	B	S	Pts.	Avg.
'93-94	30-27	76-198	38.4	39-92	42.4	34-50	68.0	93	3.1	47-1	99	94	2	56	225	7.5
'94-95	27-27	117-265	44.2	44-128	34.4	51-67	76.1	88	3.3	61-1	107	77	1	44	329	12.2
'95-96	28-27	140-331	42.3	57-163	35.0	95-115	82.6	121	4.3	85-3	124	106	7	50	432	15.4
'96-97	21-20	91-253	36.0	34-106	32.1	48-54	88.9	91	4.3	65-1	78	105	2	30	264	12.6
TOTAL	**106-101**	**424-1,047**	**40.5**	**174-489**	**35.6**	**228-286**	**79.7**	**393**	**3.7**	**258-6**	**408**	**382**	**12**	**180**	**1,250**	**11.8**

27. Melissa Sanford • 1,173 Points • 1989–92

Year	G-GS	FG-A	FG%	3FG-A	3FG%	FT-A	FT%	Reb.	Avg.	PF-D	A	TO	B	S	Pts.	Avg.
'89-90	20-18	120-259	46.3	57-127	44.9	48-68	70.6	72	3.6	46-1	84	84	24	32	345	17.3
'90-91	29-29	152-360	42.2	49-153	32.0	82-110	74.6	140	4.8	63-0	159	109	37	73	435	15.0
'91-92	32-32	154-306	50.3	45-99	45.5	40-54	74.1	118	3.7	53-0	182	92	21	92	393	12.3
TOTAL	**81-79**	**426-925**	**46.1**	**151-379**	**39.8**	**170-232**	**73.3**	**330**	**4.1**	**162-1**	**425**	**285**	**82**	**197**	**1,173**	**14.5**

28. Ally Thrall • 1,137 Points • 2004–08

Year	G-GS	FG-A	FG%	3FG-A	3FG%	FT-A	FT%	Reb.	Avg.	PF-D	A	TO	B	S	Pts.	Avg.
'04-05	29-16	41-130	31.5	12-61	19.7	19-23	82.6	76	2.6	37-0	56	35	2	20	113	3.9
'05-06	29-28	120-320	37.5	51-149	34.2	37-44	84.1	108	3.7	58-0	95	71	0	21	328	11.3
'06-07	32-32	113-351	32.2	39-133	29.3	73-86	84.9	106	3.3	63-0	102	53	3	42	338	10.6
'07-08	33-33	117-303	38.6	52-129	40.3	72-94	76.6	127	3.8	49-0	125	67	3	39	358	10.8
TOTAL	**123-109**	**391-1,104**	**35.4**	**154-472**	**32.6**	**201-247**	**81.4**	**417**	**3.4**	**207-0**	**378**	**226**	**8**	**122**	**1,137**	**9.2**

29. Kristi Woodard • 1,110 Points • 2002–2006

Year	G-GS	FG-A	FG%	3FG-A	3FG%	FT-A	FT%	Reb.	Avg.	PF-D	A	TO	B	S	Pts.	Avg.
'02-03	29-4	69-163	42.3	18-49	36.7	23-26	88.5	96	3.3	51-0	20	33	8	30	179	6.2
'03-04	33-17	95-251	37.8	33-81	40.7	66-74	89.2	125	3.8	54-0	37	45	5	39	289	8.8
'04-05	29-29	143-357	40.1	44-114	38.6	56-65	86.2	144	5.0	60-1	63	46	7	31	386	13.3
'05-06	19-18	88-250	35.2	37-88	42.0	43-53	81.1	101	5.3	38-0	31	36	5	27	256	13.5
TOTAL	**110-68**	**395-1,021**	**38.7**	**132-332**	**39.8**	**188-218**	**86.2**	**466**	**4.2**	**203-1**	**151**	**160**	**25**	**127**	**1,110**	**10.1**

30. Chevelle Herring • 1,098 Points • 2005-10

Year	G-GS	FG-A	FG%	3FG-A	3FG%	FT-A	FT%	Reb.	Avg.	PF-D	A	TO	B	S	Pts.	Avg.
'05-06	27-5	39-121	32.2	21-59	35.6	23-33	69.7	27	1.0	42-2	23	50	0	15	122	4.5
'06-07	31-15	93-257	36.2	17-73	23.3	65-85	76.5	55	1.8	74-4	57	79	0	34	268	8.6
'08-09	34-34	150-486	30.9	64-199	32.2	77-106	72.6	85	2.5	65-1	93	111	3	45	441	13.0
'09-10	32-31	91-295	30.8	32-115	27.8	53-78	67.9	70	2.2	62-1	81	82	3	25	267	8.3
TOTAL	**124-85**	**373-1,159**	**32.2**	**134-446**	**30.0**	**218-302**	**72.2**	**237**	**1.9**	**243-8**	**254**	**322**	**6**	**119**	**1,098**	**8.9**

Jenny Olson
1,093 points
1991-95

Molly Mogensen
1,044 points
2020-25

Carli Tritz
1,041 points
2010-14



Krissie Spanheimer
1,013 points
1997-2001

31. Jenny Olson • 1,093 Points • 1991–95

Year	G-GS	FG-A	FG%	3FG-A	3FG%	FT-A	FT%	Reb.	Avg.	PF-D	A	TO	B	S	Pts.	Avg.
'91-92	30-2	46-84	54.8	0-0	--	8-10	80.0	57	1.9	38-2	1	21	16	6	100	3.3
'92-93	28-2	81-166	48.8	0-0	--	58-74	78.4	112	4.0	47-0	7	26	32	15	220	7.9
'93-94	31-0	171-273	62.6	0-0	--	51-81	63.0	137	4.4	71-1	4	51	46	15	393	12.7
'94-95	26-25	158-278	56.8	0-0	--	64-89	71.9	159	6.1	68-3	19	57	50	19	380	14.6
TOTAL	**115-29**	**456-801**	**56.9**	**0-0**	**--**	**181-254**	**71.3**	**465**	**4.0**	**224-6**	**31**	**155**	**144**	**55**	**1,093**	**9.5**

32. Molly Mogensen • 1,044 Points • 2020–25

Year	G-GS	FG-A	FG%	3FG-A	3FG%	FT-A	FT%	Reb.	Avg.	PF-D	A	TO	B	S	Pts.	Avg.
'20-21	15-6	25-74	33.8	9-33	27.3	12-12	100.0	29	1.9	25-0	33	22	1	16	71	4.7
'21-22	33-0	74-153	48.4	27-60	45.0	34-44	77.3	102	3.1	59-0	91	58	1	50	209	6.3
'22-23	31-30	80-207	38.6	36-102	35.3	21-32	65.6	125	4.0	68-1	107	50	5	32	217	7.0
'23-24	32-32	92-200	46.0	35-83	42.2	27-33	81.8	163	5.1	61-1	136	65	9	34	246	7.7
'24-25	33-33	115-258	44.6	39-97	40.2	32-38	84.2	167	5.1	68-1	129	66	6	30	301	9.1
TOTAL	**144-101**	**386-892**	**43.3**	**146-375**	**38.9**	**126-159**	**79.2**	**586**	**4.1**	**281-3**	**496**	**261**	**22**	**162**	**1,044**	**7.3**

33. Carli Tritz • 1,041 Points • 2010–14

Year	G-GS	FG-A	FG%	3FG-A	3FG%	FT-A	FT%	Reb.	Avg.	PF-D	A	TO	B	S	Pts.	Avg.
'10-11	31-22	133-278	47.8	18-62	29.0	69-104	66.3	116	3.7	61-2	98	98	9	67	353	11.4
'11-12	32-32	170-389	43.7	28-74	37.8	94-122	77.0	152	4.8	53-1	121	100	17	64	462	14.4
'12-13	33-21	80-191	41.9	25-76	32.9	41-51	80.4	119	3.6	50-1	122	92	6	52	226	6.8
'13-14	1-0	0-0	---	0-0	---	0-0	---	1	1.0	1-0	0	0	0	0	0	0.0
TOTAL	**97-75**	**383-858**	**44.6**	**71-212**	**33.5**	**204-277**	**73.6**	**388**	**4.0**	**165-4**	**341**	**290**	**32**	**183**	**1,041**	**10.7**

34. Krissie Spanheimer • 1,013 Points • 1997–2001

Year	G-GS	FG-A	FG%	3FG-A	3FG%	FT-A	FT%	Reb.	Avg.	PF-D	A	TO	B	S	Pts.	Avg.
'97-98	28-25	73-158	46.2	26-58	44.8	64-80	80.0	131	4.7	63-0	37	57	3	45	236	8.4
'98-99	30-30	103-266	38.7	41-98	41.8	89-107	83.2	150	5.0	78-1	67	76	5	49	336	11.2
'99-00	25-25	66-198	33.3	32-111	28.8	31-47	66.0	104	4.2	67-2	36	42	2	40	195	7.8
'00-01	28-28	85-197	43.1	38-96	39.6	38-54	70.4	125	4.5	66-0	44	39	4	39	249	8.8
TOTAL	**111-108**	**327-819**	**39.9**	**137-363**	**37.7**	**222-288**	**77.1**	**510**	**4.6**	**274-3**	**184**	**214**	**14**	**173**	**1,013**	**9.1**

Carli Tritz delivered her best games in the 2011-2012 MVC Tournament as she guided the Bluejays to the NCAA Tournament for the first time under Jim Flanery.

Krissie Spanheimer closed her career with 1,013 points, scoring 14 points in the final game against Evansville.

NCAA Tournament Appearances (11) 1992, 1994, 2002, 2012, 2013, 2017, 2018, 2022, 2023, 2024, 2025
NCAA Tournament Record 9-11

1992 (1-1)

March 18 ..... Long Beach State (W, 79-66)
March 22 ..... at Stephen F. Austin (L, 74-75)

1994 (1-1)

March 16 ..... at #24 Bowling Green (W, 84-73)
March 19 ..... at #9 Texas Tech (L, 65-75)

2002 (0-1)

March 15 ..... vs. #23 Florida International (L, 58-73)
at State College, Pa. (Hosted by Penn State)

2012 (0-1)

March 18 ..... vs. #14 St. John's (L, 67-69)
at Norman, Okla. (Hosted by Oklahoma)

2013 (1-1)

March 23 ..... vs. #22 Syracuse (W, 61-56)
March 25 ..... at #10 Tennessee (L, 52-68)
at Knoxville, Tenn. (Hosted by Tennessee)

2017 (1-1)

March 17 ..... vs. Toledo (W, 76-49)
March 19 ..... at #8 Oregon State (L, 52-64)
at Corvallis, Ore. (Hosted by Oregon State)

2018 (1-1)

March 17 ..... vs. Iowa (W, 76-70)
March 19 ..... at #9 UCLA (L, 64-86)
at Los Angeles, Calif. (Hosted by UCLA)

2022 (3-1)

March 18 ..... vs. Colorado (W, 84-74)
March 20 ..... at #8 Iowa (W, 64-62)
at Iowa City, Iowa (Hosted by Iowa)

March 25 ..... vs. #10 Iowa State (W, 76-68)
March 27 ..... vs. #1 South Carolina (L, 50-80)
at Greensboro, N.C. (Hosted by ACC)

2023 (0-1)

March 17 ..... vs. Mississippi State (L, 66-81)
at South Bend, Ind. (Hosted by Notre Dame)

2024 (1-1)

March 23 ..... vs. #20 UNLV (W, 87-73)
March 25 ..... at #6 UCLA (L, 63-67)
at Los Angeles, Calif. (Hosted by UCLA)

2025 (0-1)

March 22 ..... vs. Illinois (L, 57-66)
at Austin, Texas (Hosted by Texas)

1991-92 Creighton Bluejays
28-4 Overall • 13-1 WAC (1st)

The first women's basketball NCAA Tournament team at Creighton proved it belonged by defeating Long Beach State in front of 3,502 fans at the Omaha Civic Auditorium. The explosive Creighton offense led the NCAA in both field goal (.521) and three-point field goal percentage (.452), while establishing a school-record with 80.7 points per game.

Creighton Athletics Hall of Famer Kathy Halligan led five Bluejays averaging double figures with 16 points per contest. Halligan ended her record-setting career by being named the Western Athletic Conference MVP, and as Creighton's all-time leader with 2,159 points, 309 three-point field goals and a .454 three-point field goal percentage (including a school record .554 three-point percentage as a senior).

The Bluejays concluded their two-year affiliation with the WAC, winning both the regular-season and tournament titles, establishing a school record 16-game win streak (also notching another 12-game streak) and recording a 15-0 mark at home. Shannon Struby (First Team) and Melissa Sanford (Second Team) both earned All-WAC honors, while Bruce Rasmussen was named the WAC Coach of the Year in his final year on the sidelines.



Melissa Sanford

Back Row: Tracy Landuyt, Mindy Hendrickson, Melissa Sanford, Sheri Rump, Becky Strathman, Jennifer Argianas, Steph Thomas.
Front Row: Kathy Halligan, Lisa Demuth, Kris Kugel, Jenny Olson, Stacey Paskert, Shannon Struby, Laura Gebhart.

1992 NCAA Tournament

Long Beach State.....66
Creighton 79

March 18, 1992
Omaha Civic Auditorium
Omaha, Neb.

Kris Kugel led four Creighton players in double figures as the Bluejays topped Long Beach State for a win in their first NCAA Tournament game. Kugel poured in a team-best 27 points while adding 10 rebounds for a double-double, while **Becky Strathman** also notched a double-dime with 11 points and 10 assists along with six steals for the Bluejays. CU closed the first half on an 11-2 run to own a 39-28 lead at the half. Long Beach State scored the first six points of the second half to close within five of the Bluejays, but CU responded with a 13-2 run to take control of the game. The Bluejays led by as many as 18 in the second half, when **Kathy Halligan's** three-pointer put CU up 66-48 with seven minutes to play. Halligan scored 19 points and added nine boards while shooting 5-of-8 from three-point range in the final home game of her Hall of Fame career. **Melissa Sanford** also added nine points and eight assists in the winning effort.

VISITORS: Long Beach State (21-10)

Name	FG	3FG	FT	Reb.	Pts.	A	TO	B	S	M
22 Jackson - f	14-20	5-7	1-2	3	34	1	3	1	6	40
23 Scott - f	5-10	0-0	3-4	5	13	1	3	1	2	39
45 Parriott - c	2-6	0-0	0-0	11	4	1	4	1	3	36
10 Thormahlen - g	0-4	0-2	0-0	0	0	1	2	0	1	14
13 Gaytan - g	1-6	0-0	0-0	1	2	1	0	0	0	15
00 Gower	1-1	0-0	2-2	2	4	0	0	0	0	4
32 Harriston	0-5	0-3	0-0	2	0	2	0	0	0	20
40 Johnson	1-2	0--0	0-0	2	2	1	2	0	0	6
50 Bennett	2-9	1-4	2-2	5	7	1	2	0	1	26
Totals	**26-63**	**6-16**	**8-10**	**31**	**66**	**9**	**16**	**3**	**13**	**200**

FG%	1st:	11-34	32.4	2nd:	15-29	51.7	Game: 41.3	Deadball
3FG%	1st:	3-8	37.5	2nd:	3-8	37.5	Game: 37.5	Reb.
FT%	1st:	3-4	75.0	2nd:	5-6	83.3	Game: 80.0	0

HOME: Creighton (28-3)

Name	FG	3FG	FT	Reb.	Pts.	A	TO	B	S	M
20 Hendrickson - f	3-5	1-3	4-4	3	11	2	0	0	0	27
30 Halligan - f	6-13	5-8	2-5	9	19	0	2	0	2	40
44 Kugel - c	12-19	0-0	3-5	10	27	2	4	0	0	39
21 Strathman - g	1-7	0-1	9-10	4	11	10	5	0	6	40
22 Sanford - g	4-6	1-1	0-0	4	9	8	6	0	1	38
32 Rump	1-1	0-0	0-0	1	2	1	1	0	0	8
34 Landuyt	0-0	0-0	0-0	0	0	0	0	0	0	1
42 Olson	0-0	0-0	0-0	0	0	0	0	0	0	7
TEAM				4						
Totals	**27-51**	**7-13**	**18-24**	**35**	**79**	**23**	**18**	**0**	**9**	**200**

FG%	1st:	12-25	48.0	2nd:	15-26	57.7	Game: 52.9	Deadball
3FG%	1st:	4-9	44.4	2nd:	3-4	75.0	Game: 53.8	Reb.
FT%	1st:	11-12	91.7	2nd:	7-12	58.3	Game: 75.0	3

Officials: Ken Chepy, John Franklin
Technical Fouls: None
Attendance: 3,502

SCORE BY HALVES:	1st	2nd	TOTAL
Long Beach State	28	38	66
Creighton	39	40	79

Creighton 74
Stephen F. Austin.....75

March 22, 1992
Johnson Coliseum
Nacogdoches, Texas

The Bluejays' bid to reach the Sweet 16 fell just two points short, losing in 75-74 heartbreaker at Stephen F. Austin. CU held a 74-73 lead with 10 seconds to play after **Kathy Halligan** completed an old-fashioned three-point play. The Ladyjacks answered with a basket from Lynn Corn with two seconds on the clock to end the Bluejays' season. Creighton trailed 62-51 with 8:21 to play when the Bluejays put together a 23-11 run to take the late one point lead, only to fall in the final seconds. The Jays were led by **Kris Kugel's** 21 points and seven rebounds. Halligan wrapped up her career with 19 points on 5-of-9 shooting from long range, finishing with school records of 2,159 points and 309 three-pointers. **Melissa Sanford**, also playing in her final game, scored 14 points for the Jays, while **Becky Strathman** added seven assists. Creighton trailed SFA by nine at halftime and went down by as many as 17 early in the second half before staging the late comeback. The WAC champions finished with a school-record 28 wins.

VISITORS: Creighton (28-4)

Name	FG	3FG	FT	Reb.	Pts.	A	TO	B	S	M
20 Hendrickson - f	4-10	1-4	1-2	2	10	2	1	0	1	37
30 Halligan - f	6-13	5-9	2-3	3	19	4	6	0	0	40
44 Kugel - c	9-15	0-0	3-5	7	21	4	3	0	0	39
21 Strathman - g	2-4	0-0	2-2	1	6	7	2	0	2	28
22 Sanford - g	5-6	2-2	2-2	4	14	4	0	1	0	34
32 Rump	0-0	0-0	0-0	0	0	2	4	0	0	16
34 Landuyt	1-1	0-0	0-0	4	2	1	0	0	0	5
42 Olson	1-1	0-0	0-0	0	2	0	0	0	0	1
TEAM				5						
Totals	**28-50**	**8-15**	**10-14**	**26**	**74**	**24**	**16**	**1**	**3**	**200**

FG%	1st:	12-25	48.0	2nd:	16-25	64.0	Game: 56.0	Deadball
3FG%	1st:	2-5	40.0	2nd:	6-10	60.0	Game: 53.3	Reb.
FT%	1st:	4-6	66.7	2nd:	6-8	75.0	Game: 71.4	0

HOME: Stephen F. Austin (28-2)

Name	FG	3FG	FT	Reb.	Pts.	A	TO	B	S	M
33 Peay - f	8-11	0-0	0-2	3	16	11	2	0	3	34
32 Davis - f	9-11	0-0	4-6	6	22	1	4	0	4	24
25 Tillis - c	6-8	0-0	3-6	4	15	0	0	2	0	37
04 Hairgrove - g	2-6	0-0	0-0	2	4	6	0	0	1	32
41 Parker - g	2-14	0-1	0-1	5	4	0	1	1	0	27
21 Martin	0-0	0-0	0-0	0	0	0	1	0	0	3
23 Spencer	0-0	0-0	0-0	0	0	0	0	0	0	1
24 Jackson	4-8	0-0	2-2	9	10	2	1	1	1	30
30 Corn	2-3	0-0	0-0	2	4	0	0	0	0	12
TEAM				2						
Totals	**33-61**	**0-1**	**9-17**	**33**	**75**	**20**	**9**	**4**	**9**	**200**

FG%	1st:	17-34	50.0	2nd:	16-27	59.3	Game: 54.1	Deadball
3FG%	1st:	0-1	0.0	2nd:	0-0	0.0	Game: 0.0	Reb.
FT%	1st:	5-10	50.0	2nd:	4-7	57.1	Game: 52.9	3

Officials: Bill Franklin, Johnny Lutrick
Technical Fouls: None
Attendance: 6,675

SCORE BY HALVES:	1st	2nd	TOTAL
Creighton	30	44	74
Stephen F. Austin	39	36	75



Becky Strathman had a double-double with 11 points and 10 assists in Creighton's first NCAA Tournament win over Long Beach State in 1992.



Kris Kugel combined for 48 points and 17 rebounds in the 1992 NCAA Tournament.

1993-94 Creighton Bluejays
24-7 Overall • 14-2 MVC (2nd)

The 1993-94 Bluejays were led by First Team All-MVC performers, Becky Flynn and Kris Kugel. The Bluejays started the season by winning 15 of their first 17 contests, including a 10-game winning streak. The Bluejays' 106-44 win over Delaware on Dec. 30 remains the largest margin of victory (62) in school history.

Flynn registered the first triple-double in Creighton history during the winning streak. On Jan. 11, the forward scored 13 points, grabbed 11 rebounds and dished out 12 assists in a 76-54 win over Missouri. Flynn earned MVC Defensive Player of the Year honors while establishing a school record 105 steals, and Holly Sivesind was tabbed the MVC Freshman of the Year.

Kugel and Jenny Olson joined Flynn in averaging double figures, while finishing one-two, respectively, in field goal percentage in The Valley. Kugel ranked sixth in the NCAA with her .632 field goal percentage. The Jays went on the road in the NCAA Tournament and defeated Bowling Green, 84-73, before ending their season with a second-round loss at Texas Tech.

Jenny Olson



Back Row (L to R): Becky Flynn, Laura Gebhart, Stacey Paskert, Shannon Struby, Kris Kugel, Jenny Olson, Kelly Barr, Cristen Wuebben, Missy Miller, Kristi McCullough.
Front Row (L to R): Holly Sivesind, Tracy Landuyt, Leslie Budak, Heather Horner, Beth Pellet.



Shannon Struby delivered a double-double in the Jays' 84-73 win at No. 24 Bowling Green.

Becky Flynn combined for 30 points in Creighton's two NCAA Tournament contests to lead the Jays.

1994 NCAA Tournament

Creighton 84
#24 Bowling Green 73

March 16, 1994
Anderson Arena
Bowling Green, Ohio

The Bluejays advanced to the second round of the NCAA Tournament by posting an 84-73 victory over seventh-seeded Bowling Green, handing the Falcons their first home loss of the season while snapping Bowling Green's 20-game winning streak. The Jays led by as many as 13 against the 24th-ranked Falcons, before Bowling Green claimed a three-point lead with just over six minutes to play. The Bluejays closed the game on a 31-17 run over the final six minutes, guided by **Missy Miller's** outside shooting. Miller, who made 5-of-9 three-pointers, drained three straight treys starting with 4:37 remaining to give the Bluejays a lead they would not relinquish. She finished with 15 points in 17 minutes off the bench. **Jenny Olson** came off the bench to drain 8-of-9 field goals and led five Bluejays in double-figures with 18 points.

VISITORS: Creighton (24-6)

	Name	FG	3FG	FT	Reb.	Pts.	A	TO	B	S	M
33	Flynn - f	7-15	0-0	0-0	3	14	4	5	1	3	37
43	Struby - f	4-8	0-0	4-4	10	12	5	1	1	4	28
44	Kugel - c	3-4	0-0	4-5	6	10	1	3	3	2	22
21	Sivesind - g	0-4	0-3	0-0	2	0	5	3	0	0	21
34	Landuyt - g	2-9	0-5	4-4	5	8	7	1	0	2	32
22	Horner	1-2	1-2	0-0	1	3	0	1	0	0	5
30	Budak	0-0	0-0	0-0	0	0	0	1	0	0	1
32	McCullough	0-2	0-2	4-5	1	4	1	0	0	0	11
35	Miller	5-9	5-9	0-0	4	15	1	0	0	0	17
42	Olson	8-9	0-0	2-4	2	18	0	0	1	0	24
45	Barr	0-0	0-0	0-0	0	0	0	0	0	0	2
	TEAM				3						
	Totals	**30-62**	**6-21**	**18-22**	**37**	**84**	**24**	**15**	**6**	**11**	**200**

FG%	1st:	17-32	53.1	2nd:	13-30	43.3	Game: 48.4	Deadball
3FG%	1st:	3-13	23.1	2nd:	3-8	37.5	Game: 28.6	Reb.
FT%	1st:	2-5	40.0	2nd:	16-17	94.1	Game: 81.8	1

HOME: #24 Bowling Green (26-4)

	Name	FG	3FG	FT	Reb.	Pts.	A	TO	B	S	M
14	Shade - f	6-13	0-0	1-2	4	13	0	0	0	0	33
24	Albers - f	6-13	0-0	6-7	13	18	7	3	0	2	36
54	Williams - c	1-2	0-0	0-0	2	2	1	2	0	0	12
30	Cassell - g	4-13	1-6	0-0	6	9	5	5	0	2	35
35	Scott - g	10-15	2-3	2-3	12	24	2	4	0	2	37
12	Kulics	1-11	0-6	2-2	3	4	4	4	0	2	30
22	Heilmann	0-0	0-0	0-0	0	0	0	0	0	0	3
34	Nuesmeyer	1-3	0-0	1-1	0	3	0	1	0	0	9
44	Hooper	0-3	0-0	1-1	2	0	2	0	0	0	5
34	Clark	2-5	0-0	2-2	3	6	1	0	2	1	15
	TEAM				3						
	Totals	**29-73**	**3-15**	**12-15**	**45**	**73**	**21**	**19**	**0**	**8**	**200**

FG%	1st:	13-39	33.3	2nd:	16-34	47.1	Game: 39.7	Deadball
3FG%	1st:	2-6	33.3	2nd:	1-9	11.1	Game: 20.0	Reb.
FT%	1st:	2-5	40.0	2nd:	10-10	100.0	Game: 80.0	0

Officials: John Morningstar, Kathy Campbell
Technical Fouls: None
Attendance: 3,772

SCORE BY HALVES:	1st	2nd	TOTAL
Creighton	39	45	84
#24 Bowling Green	30	43	73

Creighton 65
#9 Texas Tech.....75

March 19, 1994
Municipal Coliseum
Lubbock, Texas

Defending national champion, second-seeded and ninth-ranked Texas Tech used surprising performances by reserves Janice Farris, Nikki Heath and Melinda White to end the Bluejays' season in the second round of the NCAA Tournament. The Lady Raider trio combined for 29 points to complement All-American Connie Robinson's game-high 17 points. Creighton failed to capitalize on the late first-half absences of Tech's top two scorers – Michi Atkins missed the final 10 minutes of the half with a sprained ankle and Robinson didn't play the final six minutes because of foul trouble, but Creighton trailed 34-33 at the half. Robinson scored 14 of her 17 points in the second half and Atkins scored eight points and logged five rebounds in the second half. **Becky Flynn** led the Jays with 16 points, while **Kris Kugel** finished the season ranked sixth in the NCAA with a .632 field goal percentage.

VISITORS: Creighton (24-7)

	Name	FG	3FG	FT	Reb.	Pts.	A	TO	B	S	M
33	Flynn - f	7-14	0-1	2-3	5	16	3	5	0	4	39
43	Struby - f	3-7	0-0	1-2	6	7	0	3	0	4	22
44	Kugel - c	5-10	0-0	1-2	6	11	0	1	0	1	25
21	Sivesind - g	3-8	2-4	0-0	3	8	2	6	0	1	33
34	Landuyt - g	1-5	0-3	0-0	2	2	6	1	0	0	26
22	Horner	0-1	0-0	0-0	1	0	0	2	0	0	6
30	Budak	0-0	0-0	0-0	0	0	0	0	0	0	0+
32	McCullough	0-1	0-0	0-0	2	0	0	1	0	1	14
35	Miller	3-7	3-7	0-0	1	9	0	2	0	1	15
42	Olson	5-11	0-0	2-2	2	12	0	2	1	1	19
52	Gebhart	0-0	0-0	0-0	0	0	0	0	0	0	1
	TEAM				4						
	Totals	**27-64**	**5-15**	**6-9**	**32**	**65**	**11**	**23**	**1**	**13**	**200**

FG%	1st:	13-31	41.9	2nd:	14-33	42.4	Game: 42.2	Deadball
3FG%	1st:	2-6	33.3	2nd:	3-9	33.3	Game: 33.3	Reb.
FT%	1st:	5-8	62.5	2nd:	1-1	100.0	Game: 66.7	2

HOME: #9 Texas Tech (28-4)

	Name	FG	3FG	FT	Reb.	Pts.	A	TO	B	S	M
25	Robinson - f	5-13	0-0	7-9	6	17	0	8	0	1	22
34	Truesdale - f	1-2	0-0	1-2	2	2	0	4	1	0	18
55	Atkins - c	4-8	0-0	2-4	6	10	1	2	1	0	20
23	Johnson - g	3-9	2-5	4-6	4	12	1	1	0	2	33
33	Wiley - g	2-4	0-1	0-0	2	4	5	3	0	0	24
15	Heath	4-6	0-0	2-2	6	10	1	1	0	4	22
20	Scott	0-1	0-1	0-0	2	0	1	0	0	2	23
24	Farris	3-5	0-0	5-6	6	11	5	3	0	1	24
50	White	4-9	0-0	0-0	4	8	0	0	0	0	14
	TEAM				4						
	Totals	**26-57**	**2-7**	**21-29**	**43**	**75**	**14**	**22**	**2**	**10**	**200**

FG%	1st:	14-25	56.0	2nd:	12-32	37.5	Game: 45.6	Deadball
3FG%	1st:	1-3	33.3	2nd:	1-4	25.0	Game: 28.6	Reb.
FT%	1st:	5-6	83.3	2nd:	16-23	69.6	Game: 72.4	2

Officials: Bill Stokes, Art Bomengen
Technical Fouls: None
Attendance: 8,153

SCORE BY HALVES:	1st	2nd	TOTAL
Creighton	33	32	65
#9 Texas Tech	34	41	75

2001-02 Creighton Bluejays



Back Row: Jen Rochelle, Christy Neneman, Sara Hildebrand, Christy Erickson, Asst. Coach Angela Timmons, Head Coach Connie Yori, Asst. Coach Jim Flanery, Asst. Coach Jennifer Guilland, Kim Hover, Sara Cizek, Teresa Wessling, Jenny Burns. Front Row: Codi Walker, Traci Jones, Dayna Finch, Laura Ferguson, Sarah Vrbicky, Francine Parmenter, Laura Spanheimer.

24-7 Overall • 16-2 MVC (1st)

The Bluejays captured their first Missouri Valley Conference regular-season and tournament titles, while reaching the 20-win plateau for the first time since 1993-94. Creighton used its three-point shooting to top opponents, ranking fifth in the NCAA in three-point field goals per game (8.0). Sophomore Dayna Finch drained 91 three-pointers, to rank ninth in the NCAA. Fellow sophomore Christy Neneman joined Missouri State's Jackie Stiles (1999) as the second sophomore in conference history to earn Player of the Year recognition. Neneman was also tabbed the tournament MVP after scoring 39 points against Drake in the championship game. Finch and freshman Laura Spanheimer earned Honorable Mention MVC honors, while Spanheimer also appeared on the All-Freshman and All-Defensive teams. The Bluejays put together a 10-game winning streak during their 16-2 run through the MVC and finished the season by winning 10 consecutive home games (9-0 MVC). Connie Yori was named the MVC Coach of the Year in her final season with the Bluejays. Creighton traveled to State College, Pa., (Penn State) to take on No. 23 Florida International as the 12th-seed in the Mideast Region. Appearing in their first NCAA tournament game since 1994, the Jays fell 73-58.

2011-12 Creighton Bluejays

Back Row: Sammy Jensen, Carli Tritz, Riley Norman, Alyssa Kamphaus, Sarah Nelson, Alexis Akin-Otiko, Taylor Johnson. Front Row: McKenzie Fujan, Jasmin Corbin, DaNae Moore, Ally Jensen, Jordan Garrison.

20-13 Overall • 11-7 MVC (4th)

Entering the Missouri Valley Tournament as the fourth seed, the Bluejays captured their first MVC Tournament championship under head coach Jim Flanery. The Bluejays did so by defeating the two teams, Missouri State and Drake, that Creighton had not gotten past in the regular-season. Creighton opened the MVC Tournament with a 53-46 win over Northern Iowa. The following day belonged to sophomore Carli Tritz as she punctuated the 56-47 win over Missouri State with 27 of her 29 points in the second half, including a stretch of 17 straight. The MVC championships saw Creighton take down the MVC Player of the Year, Rachel Hackbarth, and Drake to prevent the No. 8 seed from completing its improbable run. The Bluejays continued their fierce play in the NCAA Tournament, giving the 14th-ranked St. John's Red Storm all it wanted. Two free throws by Tritz pulled the Bluejays even in the closing seconds, but St. John's was able to take the game on a teardrop jumper for the win, 69-67. The 2011-12 season saw Creighton close the season with victories in eight of the Bluejays' final 10 contests. Tritz was an All-MVC First Team selection, closing the year with 462 points (14.4 ppg). Fellow sophomore Sarah Nelson led the Bluejays with 251 rebounds (7.6 rpg).

2002 NCAA Tournament

Creighton 58
#23 Florida International 73

March 15, 2002
Bryce Jordan Center
State College, Pa.

The Bluejays concluded the 2001-02 campaign with a 73-58 loss to fifth-seeded Florida International in the first round of the NCAA Tournament. Making their first appearance in the tournament since 1994, the Jays saw a 32-28 halftime lead disappear as they were outscored 45-26 in the second half. **Laura Spanheimer** and **Christy Neneman** paced the Jays with 14 points each, while **Teresa Wessling** chipped in 11. Creighton led the Golden Panthers by seven early in the second half, but FIU held the Jays scoreless over the final four minutes and closed the game with a 14-0 run. Creighton shot just 26 percent from the field. FIU used the inside presence of Cheryl Moody and Cormisha Cotton, who contributed 12 and 13 rebounds respectively, to own a 53-35 rebounding advantage and out score CU 34-10 in the paint. Senior **Kim Hover** saw limited action due to a sprained ankle suffered in pre-game shootaround.

VISITORS: Creighton (24-7)

	Name	FG	3FG	FT	Reb.	Pts.	A	TO	B	S	M
52	Burns - f	1-5	1-1	0-0	6	3	3	1	0	0	29
40	Hover - c	0-4	0-0	2-2	3	2	1	0	0	0	17
21	Spanheimer - g	4-11	3-5	3-4	7	14	1	5	1	4	37
22	Neneman - g	4-14	0-4	6-8	3	14	1	0	0	1	24
24	Jones - g	1-13	1-8	1-2	4	4	1	1	0	0	24
03	Cizek	0-0	0-0	0-0	1	0	0	0	0	0	7
20	Ferguson	0-0	0-0	0-0	0	0	0	0	0	0	1
23	Finch	2-11	1-10	0-0	4	5	3	1	0	0	28
32	Walker	2-5	1-1	0-0	0	5	0	0	0	1	11
43	Wessling	5-10	0-0	1-1	3	11	0	1	0	2	22
	TEAM				4						
	Totals	**19-73**	**7-29**	**13-17**	**35**	**58**	**10**	**9**	**1**	**8**	**200**

FG%	1st:	9-33	27.3	2nd:	10-40	25.0	Game: 26.3	Deadball
3FG%	1st:	2-10	20.0	2nd:	5-19	26.3	Game: 24.1	Reb.
FT%	1st:	12-13	92.3	2nd:	1-4	25.0	Game: 76.5	2

HOME: #23 Florida International (27-5)

	Name	FG	3FG	FT	Reb.	Pts.	A	TO	B	S	M
12	Slavtcheva - f	5-8	0-1	6-9	9	16	4	4	0	0	40
55	Moody - f	4-11	0-0	6-6	12	14	3	3	1	5	37
42	Cotton - c	6-12	0-0	3-4	13	15	0	6	0	0	31
05	Boz - g	1-6	1-1	0-0	4	3	1	2	0	0	21
23	Shafer - g	5-8	2-5	4-5	4	16	2	1	2	0	29
13	Cinite	0-1	0-0	0-0	2	0	0	1	1	0	9
20	Heller	1-3	0-0	2-3	1	4	4	2	0	0	22
21	Mesa	2-4	0-0	1-2	4	5	0	0	2	0	6
50	Roxborough	0-1	0-0	0-0	0	0	0	0	0	0	5
	TEAM				4						
	Totals	**24-54**	**3-7**	**22-29**	**53**	**73**	**14**	**19**	**6**	**5**	**200**

FG%	1st:	9-26	34.6	2nd:	15-28	53.6	Game: 44.4	Deadball
3FG%	1st:	1-3	33.3	2nd:	2-4	50.0	Game: 42.9	Reb.
FT%	1st:	9-12	75.0	2nd:	13-17	76.5	Game: 75.9	4,1

Officials: Dock Sisk, Eddie Novak, Anita Miles
Technical Fouls: None
Attendance: 6,698

SCORE BY HALVES:	1st	2nd	TOTAL
Creighton	32	26	58
#23 Florida International	28	45	73

2012 NCAA Tournament

Creighton 67
#14 St. John's.....69

March 18, 2012
Lloyd Noble Center
Norman, Okla.

Creighton suffered a heartbreaking loss in the final second of its game against No. 14 St. John's in the first round of the NCAA Tournament. Nadirah McKenith's runner in the lane went through the hoop with one-tenth of a second left in regulation to give the third-seeded Red Storm a 69-67 win over the Bluejays. Trailing 65-61 with under two minutes remaining, senior **DaNae Moore** put the Bluejays on her shoulders. Moore converted a layup with 1:01 remaining to bring the Jays within a bucket. Seconds later, the Red Storm were whistled for a flagrant foul, sending Moore to the free throw line. With the season on the line, Moore hit both shots to tie the game at 65-65. After the Red Storm converted two free throws with 19 seconds remaining, sophomore **Carli Tritz** drove the lane to force contact, getting to the foul line with 5.7 seconds remaining. Tritz nailed the first free throw with ease, then after a St. John's timeout, she evened the game at 67-67. McKenith had just enough time to rush down court and hit a high-arcing five-footer to steal the game.

VISITORS: Creighton (20-13)

	Name	FG	3FG	FT	Reb.	Pts.	A	TO	B	S	M
02	Moore - f	5-9	0-1	4-4	2	14	2	1	0	0	34
42	Nelson - f	3-6	0-1	0-0	6	6	3	1	2	1	31
11	Fujan - g	4-6	1-2	0-0	2	9	2	4	0	0	22
12	Jensen, A. - g	5-13	4-9	1-1	2	15	1	3	0	4	32
21	Tritz - g	3-10	1-3	7-7	6	14	5	2	0	3	34
05	Jensen, S.	0-0	0-0	0-0	1	0	0	0	0	0	2
22	Johnson	1-3	0-1	0-0	1	2	2	0	0	1	7
24	Corbin	0-0	0-0	0-0	2	0	1	2	0	1	7
32	Garrison	2-5	1-4	0-0	1	5	1	1	0	0	19
44	Akin-Otiko	0-0	0-0	0-0	0	0	0	0	0	0	4
55	Kamphaus	1-1	0-0	0-0	1	2	0	0	0	0	8
	Totals	**24-53**	**7-21**	**12-12**	**24**	**67**	**17**	**14**	**2**	**10**	**200**

FG%	1st:	14-26	53.8	2nd:	10-27	37.0	Game: 45.3	Deadball
3FG%	1st:	1-4	25.0	2nd:	6-17	35.3	Game: 33.3	Reb.
FT%	1st:	3-3	100.0	2nd:	9-9	100.0	Game: 100.0	0

HOME: #14 St. John's (22-8)

	Name	FG	3FG	FT	Reb.	Pts.	A	TO	B	S	M
02	Thompson - f	2-3	0-0	2-4	4	6	0	0	1	0	18
03	Stevens - f	4-12	0-0	4-4	6	12	3	1	0	3	35
05	McKenith - g	7-9	1-1	6-7	5	21	2	8	1	1	35
22	McPherson - g	4-10	1-3	1-2	2	10	4	2	0	1	39
35	Smith - g	5-9	0-0	0-1	6	10	0	1	1	1	33
12	Brown	0-0	0-0	0-0	0	0	0	1	0	0	2
20	Langley	1-2	0-0	4-4	0	6	0	2	0	2	20
24	Nwachukwu	1-3	0-0	2-3	6	4	0	1	0	1	18
	TEAM				5						
	Totals	**24-48**	**2-4**	**19-25**	**34**	**69**	**9**	**16**	**3**	**9**	**200**

FG%	1st:	12-25	48.0	2nd:	12-23	52.2	Game: 50.0	Deadball
3FG%	1st:	1-2	50.0	2nd:	1-2	50.0	Game: 50.0	Reb.
FT%	1st:	9-13	69.2	2nd:	10-12	83.3	Game: 76.0	1

Officials: Marianne Karp, Norma Jones, Carol Comanita
Technical Fouls: None
Attendance: 5,090

SCORE BY HALVES:	1st	2nd	TOTAL
Creighton	32	35	67
#14 St. John's	34	35	69

Laura Spanheimer led the Bluejays with 14 points and seven rebounds in a meeting with Florida International in the 2002 NCAA Tournament at Penn State.

Ally Jensen delivered 15 points in the Bluejays' 69-67 loss to No. 14 St. John's.

2012-13 Creighton Bluejays
25-8 Overall • 15-3 MVC (T-1st)

Coming off their first NCAA Tournament appearance under head coach Jim Flanery, the 2012-13 Bluejays entered the season with some unfamiliar expectations. The additional pressure did nothing but fuel the Bluejays, as Creighton posted its best record (25-8) under Flanery.

A key to the season was a comeback win over BYU. Down 17 points late in the second half, the Jays' rallied for a 65-62 overtime win. The Bluejays went on to down No. 25 Nebraska (66-57) on Dec. 5 in the next contest and shared the Missouri Valley Conference regular-season crown with a 15-3 MVC mark, including a perfect 9-0 conference record at home.

Along the way, Flanery claimed his 200th victory at the Creighton helm (Jan. 5 in Evansville) to cement his hold on the most victories by a Bluejay head coach. Junior Sarah Nelson and freshman Marissa Janning shined throughout the year, earning spots on the All-MVC First Team.

Despite a loss to Illinois State in the MVC Tournament, Flanery's consistently tough scheduling allowed the Jays to capture an at-large berth to the NCAA Tournament for the first time since 1994. The Bluejays made the most of the opportunity, downing No. 22 Syracuse 61-56 on March 23 in an NCAA First Round contest in Knoxville, Tenn.

Junior McKenzie Fujan defined the Bluejays performance, scoring a team-high 24 points in the win. Creighton's season came to a close against No. 10 Tennessee in the NCAA Tournament's Second Round as the Bluejays fell, 68-52.

Back Row (L to R): Tessa Leytem, Riley Norman, Brianna Rollerson, Alyssa Kamphaus, Sarah Nelson, Alexis Akin-Otiko, Taylor Johnson, Carli Tritz.

Front Row (L to R): McKenzie Fujan, Sammy Jensen, Jasmin Corbin, Ally Jensen, Jordan Garrison, Marissa Janning.

McKenzie Fujan dropped in 17 first half points as she led the Jays with a season-high 24 points in the 61-56 win over the Orange.

Alexis Akin-Otiko led Creighton with 12 points against Tennessee in the Jays' 68-52 loss.

2013 NCAA Tournament

Creighton (25-7) 61
#22 Syracuse (24-8) 56

March 23, 2013
Thompson-Boling Arena • Knoxville, Tenn.

Junior **McKenzie Fujan** scored a season-high 24 points as Creighton held off a late Syracuse rally to beat the Orange 61-56 and earn its first NCAA Tournament victory since 1994.

Creighton struggled from the field early as the Orange built a 14-5 lead with 10:26 remaining. Everything changed, however, at 9:59 with a three-ball from Fujan. The Weston, Neb., native found a sweet spot on the left wing to cut it to 14-8. Following a defensive stop, freshman **Marissa Janning** found Fujan in the same spot with the identical result. Down 17-12 moments later, Janning found Fujan wide open along the left wing a third time.

Fujan had 17 points for Creighton in the opening half, shooting 6-of-7 from the field, including 5-of-6 from beyond the arc.

Riding the momentum of the opening half, Creighton outscored Syracuse 9-2 to build a 33-26 lead. Fujan converted a layup to open the scoring, but Janning provided five points to lead the Jays' charge.

One last dash from the Orange made it a one possession game (55-52), but Janning, Fujan and **Sarah Nelson** each nailed two free throws to give the Jays the 61-56 win.

VISITORS: Creighton (25-7)

	Name	FG	3FG	FT	Reb.	PF	Pts.	A	TO	B	S	M
11	Fujan - g	8-13	6-10	2-2	5	2	24	1	3	0	3	36
12	Jensen, A. - g	0-5	0-5	0-0	5	0	0	4	1	0	0	29
23	Janning - g	2-12	2-10	4-4	7	3	10	6	6	0	0	32
42	Nelson - f	6-8	2-4	3-3	7	3	17	2	2	1	0	37
55	Kamphaus - c	0-3	0-0	1-2	4	4	1	0	1	0	0	13
05	Jensen, S.	0-1	0-1	0-0	0	1	0	0	0	0	0	6
21	Tritz	3-7	1-4	0-0	5	2	7	3	3	0	0	27
32	Garrison	0-2	0-2	0-0	2	2	0	0	0	0	1	12
45	Akin-Otiko	1-4	0-0	0-0	0	0	2	1	1	0	0	8
	TEAM				8				2			
	Totals	**20-55**	**11-36**	**10-11**	**43**	**17**	**61**	**17**	**19**	**1**	**4**	**200**

FG%	1st:	8-30	26.7	2nd:	12-25	48.0	Game: 36.4		Deadball
3FG%	1st:	6-24	25.0	2nd:	5-12	41.7	Game: 30.6		Reb.
FT%	1st:	2-3	66.7	2nd:	8-8	100.0	Game: 90.9		1

HOME: #22 Syracuse (24-8)

	Name	FG	3FG	FT	Reb.	PF	Pts.	A	TO	B	S	M
02	Hall - g	0-4	0-4	7-11	1	1	7	0	4	0	2	38
11	Fondren - g	0-3	0-1	0-0	1	2	0	1	1	0	2	18
13	Butler - g	1-3	1-3	0-0	1	0	3	0	0	0	0	21
20	Sykes - g	2-9	0-0	1-2	12	2	5	3	0	1	4	32
40	Alexander - c	7-17	0-0	9-9	8	2	23	0	2	0	1	31
03	Coffey	2-8	1-5	0-0	2	0	5	6	1	0	3	21
34	Leary	0-4	0-1	0-0	3	2	0	0	1	0	0	9
44	Tyson-Thomas	6-10	1-5	0-0	6	4	13	2	3	1	0	30
	TEAM				1							
	Totals	**18-58**	**3-19**	**17-22**	**36**	**13**	**56**	**12**	**12**	**2**	**12**	**200**

FG%	1st:	8-29	27.6	2nd:	10-29	34.5	Game: 31.0		Deadball
3FG%	1st:	2-12	16.7	2nd:	1-7	14.3	Game: 15.8		Reb.
FT%	1st:	6-8	75.0	2nd:	11-14	78.6	Game: 77.3		2

Officials: Tina Napier, Ed Sidlasky, Brian Garland
Technical Fouls: None **Attendance:** 6,833

SCORE BY PERIODS:	1st	2nd	OT1	OT2	TOTAL
Creighton	24	37	–	–	61
#22 Syracuse	24	32	–	–	56

Creighton (25-8) 52
#10 Tennessee (26-7) 68

March 25, 2013
Thompson-Boling Arena • Knoxville, Tenn.

Creighton came out fighting early, taking its first lead at 16-15 on a three-pointer from senior **Ally Jensen** just before the midpoint of the first half. Tennessee, however, went on an 11-3 run to take control before half.

The Lady Vols came out strong to start the second half. After junior **McKenzie Fujan** scored the first bucket of the half, Tennessee scored the next 13 points in a span of 2:18 as the Lady Vols went ahead 48-31 with 14:56 left. The Bluejays fell behind as much as 52-33, only to show signs of life with a 7-0 run capped by a Jensen three-ball with 11:00 to play.

The Bluejays cut the deficit down to 59-50 with 4:30 left, only to have Meighan Simmons drain a three-pointer that squashed any momentum from the visitors. That started a 9-0 run until a **Jordan Garrison** lay-up in the final seconds.

Creighton shot 32.1 percent from the floor on the evening and were just 4-of-22 from three-point range. The Jays out rebounded UT 35-29, but turned the ball over 19 times. Tennessee shot 48.9 percent for the game, including 6-of-10 from downtown, and went also 16-for-19 at the stripe.

VISITORS: Creighton (25-8)

	Name	FG	3FG	FT	Reb.	PF	Pts.	A	TO	B	S	M
11	Fujan - g	4-9	0-1	0-0	4	4	8	1	1	0	1	29
12	Jensen, A. - g	2-6	2-5	2-2	4	0	8	3	3	0	1	29
23	Janning - g	2-13	1-5	0-0	2	1	5	0	4	0	2	26
42	Nelson - f	1-5	0-2	1-2	5	2	3	2	1	0	0	32
55	Kamphaus - c	3-6	0-0	0-0	4	3	6	0	3	0	0	19
02	Leytem	0-0	0-0	0-0	0	0	0	0	0	0	0	1
05	Jensen, S.	0-0	0-0	0-0	3	0	0	0	0	0	0	5
21	Tritz	2-3	1-2	1-1	3	5	6	1	2	0	1	22
32	Garrison	1-8	0-6	2-2	0	1	4	1	1	0	1	15
45	Akin-Otiko	3-6	0-1	6-6	2	0	12	3	2	0	0	22
	TEAM				8				2			
	Totals	**18-56**	**4-22**	**12-13**	**35**	**16**	**52**	**11**	**19**	**0**	**6**	**200**

FG%	1st:	11-29	37.9	2nd:	7-27	25.9	Game: 32.1		Deadball
3FG%	1st:	3-10	30.0	2nd:	1-12	8.3	Game: 18.2		Reb.
FT%	1st:	4-5	80.0	2nd:	8-8	100.0	Game: 92.3		1

HOME: #10 Tennessee (26-7)

	Name	FG	3FG	FT	Reb.	PF	Pts.	A	TO	B	S	M
04	Williams - g	6-9	0-0	3-4	4	2	15	2	2	0	4	25
05	Massengale - g	3-7	2-3	3-4	0	0	11	2	3	0	3	36
10	Simmons - g	3-6	2-3	2-2	3	2	10	4	2	2	1	29
12	Graves - f	2-3	0-0	0-0	3	1	4	2	0	0	0	25
13	Spani - g	3-7	2-3	2-2	3	0	10	0	2	0	1	30
01	Phillips	0-0	0-0	0-0	0	0	0	0	0	0	0	1
02	Jones	3-7	0-0	0-0	3	1	6	1	0	0	2	17
11	Burdick	1-3	0-1	2-3	4	2	4	2	3	0	2	18
20	Harrison	2-5	0-0	4-4	5	3	8	0	1	3	0	17
21	Moore	0-0	0-0	0-0	1	0	0	0	1	0	0	2
	TEAM				3							
	Totals	**23-47**	**6-10**	**16-19**	**29**	**11**	**68**	**13**	**14**	**5**	**13**	**200**

FG%	1st:	13-27	48.1	2nd:	10-20	50.0	Game: 48.9		Deadball
3FG%	1st:	1-1	100.0	2nd:	5-9	55.6	Game: 60.0		Reb.
FT%	1st:	8-9	88.9	2nd:	8-10	80.0	Game: 84.2		1

Officials: Tina Napier, Cathi Cornell, Eric Koch
Technical Fouls: None **Attendance:** 6,313

SCORE BY PERIODS:	1st	2nd	OT1	OT2	TOTAL
Creighton	29	23	–	–	52
#10 Tennessee	35	33	–	–	68

2016-17 Creighton Bluejays
24-8 Overall • 16-2 BIG EAST (T-1st)

After starting the season with a 1-3 record, it may have been hard to believe that Creighton would deliver one of its best seasons in school history. The Bluejays went on to win 22 of the next 25 games, including 16 of 18 league contests to claim a share of the BIG EAST regular-season title. Creighton climbed into the *Associated Press* Top 25 poll for the first time since 1992, checking in at No. 23 on March 6.

After earning the second at-large berth to the NCAA Tournament under head coach Jim Flanery, the Bluejays' success continued as Creighton easily disposed of Toledo in the first round, 76-49. Matched up with site host, Oregon State, Creighton pushed the eighth-ranked Beavers to the end before succumbing in the Second Round.

Sophomore Audrey Faber and fifth-year senior Marissa Janning excelled throughout the season as the duo averaged 12.8 and 11.6 points per game to lead Creighton. Faber was rewarded with a BIG EAST First Team selection, while Janning earned a spot on the BIG EAST Second Team.

While Faber and Janning earned the headlines, seniors Brianna Rollerson and Lauren Works also went out on top. Rollerson collected seven double-doubles as she grabbed a team-high 227 rebounds to earn the BIG EAST Most Improved Player Award. Works, meanwhile, hit game-tying three-pointers in both of the Bluejays overtime wins (vs. Georgetown on Jan. 8 and at Seton Hall on Jan. 22) and also nabbed the BIG EAST Sportsmanship Award.

Back Row (L to R): Bailey Norby, Brianna Rollerson, Kylie Brown, Audrey Faber, Ali Greene, Jaylyn Agnew, MC McGrory.

Middle Row (L to R): Sydney Lamberty, Marissa Janning, Lauren Works, Ali Greene, Jade Owens.

Front Row (L to R): Brooke Kissinger, Myah Mellman, Aimee Rischard, Olivia Elger.

Marissa Janning took over the contest with Toledo with 15 points in the first quarter.

Sydney Lamberty delivered a combined 35 points in the Bluejays' two NCAA contests.

2017 NCAA Tournament

Toledo (25-9) 49
Creighton (24-7) 76

March 17, 2017
Gill Coliseum • Corvallis, Ore.

A 15-point opening quarter from senior **Marissa Janning** sent Creighton to a 76-49 win over Toledo during the first round of the NCAA Tournament.

The Bluejays came out firing from the jump as Janning delivered Creighton's first four points, followed by a three-pointer from sophomore **Audrey Faber** to take a 7-0 lead. Creighton's edge grew to 21-6 with 3:34 left in the period, thanks to treys from Janning and senior **Lauren Works**. The Bluejays held a 27-12 advantage after one period.

Janning was forced to the sideline late in the opening quarter with two fouls, but Faber stepped up her game by getting to the foul line (4-4 in the second quarter). The rest of the Bluejays continued to knock down three-pointers (7-of-10 in the first half) as Creighton led 44-22 at the break.

Toledo opened the second half with six straight points to close within 16 (44-28), but junior **Sydney Lamberty** ended the Rockets' launch with five of the next seven points. The Bluejays pushed its lead to its largest margin (28 points) at 63-35 by the end of the third on another three-ball by Lamberty.

Toledo	FG	3FG	FT	Reb.	PF	Pts.	A	TO	B	S	M
02 Boyd - g	5-14	0-0	1-2	2-4-6	2	11	2	1	0	1	35
03 Santucci - g	3-13	0-3	4-7	2-1-3	4	10	4	5	0	4	34
11 Bravo-Harriott - g	2-7	1-3	2-2	1-0-1	3	7	1	0	1	0	33
12 Monakana - f	1-6	0-2	0-2	1-1-2	2	2	0	2	1	0	30
15 McIntyre - f	5-11	0-0	0-0	0-6-6	3	10	1	1	0	0	29
00 Cunningham	1-3	1-2	0-0	0-1-1	1	3	0	0	0	1	9
01 Rokkanen	0-1	0-0	0-0	0-1-1	0	0	1	0	0	0	3
05 St-Fort	2-2	0-0	0-0	0-0-0	3	4	0	0	0	0	7
22 Printz	0-1	0-0	0-0	0-0-0	0	0	0	1	0	0	6
24 Rasmussen	0-2	0-0	0-0	1-0-1	2	0	1	0	0	0	4
35 Woody	0-0	0-0	0-0	0-1-1	0	0	0	0	0	0	5
43 Reecher	1-2	0-0	0-0	1-0-1	0	2	0	0	0	0	5
TEAM				4-6-10							
Totals	**20-62**	**2-10**	**7-13**	**12-21-33**	**20**	**49**	**10**	**10**	**2**	**6**	**200**
	32.3	**20.0**	**53.8**								

Creighton	FG	3FG	FT	Reb.	PF	Pts.	A	TO	B	S	M
12 Works - g	3-6	2-4	0-0	0-3-3	4	8	3	1	0	1	29
14 Lamberty - g	6-9	2-3	2-2	0-6-6	0	16	3	3	0	2	34
23 Janning - g	7-14	3-6	2-2	3-3-6	3	19	4	1	1	2	28
45 Faber - f	2-6	1-3	4-4	0-2-2	2	9	0	0	1	0	26
50 Rollerson - f	2-4	0-0	1-4	1-3-4	1	5	1	2	3	0	14
02 Mellman	0-2	0-2	0-0	0-2-2	0	0	0	0	0	1	12
04 Rischard	0-1	0-1	1-2	0-0-0	2	1	1	1	0	0	6
05 Agnew	3-7	2-3	1-2	2-4-6	4	9	2	2	0	0	27
11 Norby	1-3	0-1	3-3	1-4-5	1	5	1	0	0	0	12
33 Brown	2-3	0-0	0-0	1-3-4	2	4	0	1	1	1	12
TEAM				1-3-4							
Totals	**26-55**	**10-23**	**14-19**	**9-33-42**	**19**	**76**	**15**	**11**	**6**	**7**	**200**
	47.3	**43.5**	**73.7**								

Officials: Kevin Pethtel, Angela Lewis, Chaney Muench
Technical Fouls: None **Attendance:** 4,692

Team	1st	2nd	3rd	4th	Total
Toledo	12	10	13	14	49
Creighton	27	17	19	13	76

Creighton (24-8) 52
#8 Oregon State (31-4) 64

March 19, 2017
Gill Coliseum • Corvallis, Ore.

The Bluejays gave No. 8 Oregon State a battle in the Second Round of the NCAA Tournament, but the Beavers came out with the 64-52 win.

Playing in front of over 5,000 Beaver fans the Bluejays felt a few jitters as Oregon State grabbed an 11-4 early advantage and led 17-10 after the first quarter.

Creighton's offense started to pick up steam in the second period, but each time the Bluejays began to peck into the lead the Beavers answered. Creighton came as close as five early in the second via a running jumper from junior **Sydney Lamberty** (19-14 with 7:40 on the clock), yet Oregon State got the next four to push back out by nine. The Bluejays closed within five once more with 3:22 left on consecutive layups by sophomore **Audrey Faber** and freshman **Jaylyn Agnew** (28-23), but the Beavers closed the half on an 11-4 burst to hold a 39-27 lead at halftime.

Down 50-35 midway through the third, Creighton scored five straight on a trey from Faber and two free throws from Lamberty.

Consecutive buckets from senior **Brianna Rollerson** and Lamberty early in the fourth forced Oregon State head coach Scott Rueck to use a timeout with the Bluejays down just 54-48 (6:42). Oregon State was able to hold Creighton at bay.

Creighton	FG	3FG	FT	Reb.	PF	Pts.	A	TO	B	S	M
12 Works - g	1-4	1-1	0-0	1-0-1	1	3	0	0	0	1	30
14 Lamberty - g	8-15	0-1	3-4	2-5-7	1	19	3	0	0	0	39
23 Janning - g	3-8	0-1	1-2	0-2-2	2	7	2	3	0	1	39
45 Faber - f	3-14	1-6	0-1	0-2-2	2	7	0	1	1	0	32
50 Rollerson - f	5-10	0-0	0-0	3-6-9	1	10	0	2	1	0	22
02 Mellman	0-0	0-0	0-0	0-0-0	0	0	0	0	0	0	1
04 Rischard	0-0	0-0	0-0	0-0-0	1	0	0	0	0	0	1
05 Agnew	2-6	0-0	2-2	1-1-2	4	6	0	0	0	1	26
11 Norby	0-1	0-1	0-0	0-0-0	0	0	1	0	0	0	6
33 Brown	0-2	0-0	0-0	0-2-2	1	0	0	0	0	0	4
TEAM				3-4-7							
Totals	**22-60**	**2-10**	**6-9**	**10-22-32**	**13**	**52**	**6**	**6**	**2**	**3**	**200**
	36.7	**20.0**	**66.7**								

Oregon State	FG	3FG	FT	Reb.	PF	Pts.	A	TO	B	S	M
00 Pivec - g	4-6	1-1	0-0	3-4-7	2	9	3	2	0	0	33
04 Brown - g	3-4	0-0	2-4	2-3-5	2	8	0	2	3	0	22
11 Hanson - g	6-13	1-3	0-0	0-2-2	3	13	2	3	0	0	34
21 Gulich - c	6-17	0-1	0-0	6-6-12	1	12	3	0	1	0	31
24 Wiese - g	4-9	2-6	3-4	0-7-7	0	13	4	0	1	1	39
10 McWilliams	0-2	0-2	0-0	0-0-0	1	0	1	0	0	0	9
12 Orum	3-7	0-0	2-2	3-4-7	1	8	1	1	0	1	20
22 Tudor	0-1	0-0	0-0	0-0-0	0	0	0	0	1	0	5
25 Kalmer	0-2	0-2	1-2	0-2-2	0	1	0	1	0	0	7
TEAM				1-2-3				1			
Totals	**26-61**	**4-15**	**8-12**	**15-30-45**	**10**	**64**	**14**	**10**	**6**	**2**	**200**
	42.6	**26.7**	**66.7**								

Officials: Melissa Barlow, Scott Yarbrough, Kevin Pethtel
Technical Fouls: None **Attendance:** 5,660

Team	1st	2nd	3rd	4th	Total
Creighton	10	17	15	10	52
#8 Oregon State	17	22	13	12	64

2017-18 Creighton Bluejays
19-13 Overall • 11-7 BIG EAST (4th)

The 2017-18 season was easily one for the record book, one that saw the Bluejays giving extra effort time and time again. The Bluejays set the NCAA record by playing 11 overtime periods over six contests. Creighton went 5-1 in those games, highlighted by a double overtime win over Northern Iowa at home (89-78 on Nov. 21), a four overtime marathon victory at Drake (108-100 on Dec. 3), and a double overtime thriller in Providence (87-84) on Feb. 10.

It wasn't just games themselves that came down to the wire. The day before the NCAA Tournament field was unveiled, the selection committee announced eight teams that represented the final four at-large teams in the 'Dance' as well as the first four teams out. The Bluejays were not only one of the eight announced, Creighton was the last team of that group shown during Selection Monday.

Having already painted the state blue during the regular season, the Bluejays pushed bragging rights east during the NCAA Tournament as Creighton upset No. 6 seed Iowa, 76-70 in the First Round. Two days later the season came to a close against No. 9 UCLA.

On the court, senior Sydney Lamberty proved to be the ultimate utility player, playing 1,230 minutes of a possible 1,335 during the season. Lamberty dished out a team-best 172 assists, was second on the squad with 198 rebounds and third in scoring with 380 points. Junior Audrey Faber and sophomore Jaylyn Agnew, meanwhile earned All-BIG EAST Second Team honors finishing with 475 and 464 points, respectively.

Back Row (L to R): Sydney Lamberty, Ali Greene, Bailey Norby, Kylie Brown, Audrey Faber, Gracey Griglione, Jaylyn Agnew.

Front Row (L to R): Brooke Kissinger, Myah Mellman, Olivia Elger, Aimee Rischard, Jade Owens, Temi Carda, Tatum Rembao.

Jaylyn Agnew was dominant in the Bluejays' first round win over Iowa, leading CU with 24 points.

The second round matchup with UCLA saw Audrey Faber step up with 20 points.

2018 NCAA Tournament

Creighton (19-12) 76
Iowa (24-8) 70

March 17, 2018
Pauley Pavilion • Los Angeles, Calif.

Jaylyn Agnew and **Sydney Lamberty** combined for 44 points to lead the No. 11 seeded Creighton women's basketball team to a 76-70 victory over No. 6 seed Iowa.

The teams were tied at 19 after one quarter after Agnew's layup beat the buzzer. The Bluejays took a 34-31 lead into the intermission when Agnew found Lamberty for a reverse layup in the final seconds of the second quarter. Agnew paced the Bluejays with 11 points in the first half, helping to offset 16 points and 11 rebounds before the break by Iowa All-American Megan Gustafson.

The Bluejays took a 56-50 lead into the fourth quarter, limiting Gustafson to just one shot from the field in the third quarter. Creighton stretched its lead in the fourth frame (59-50) to nine when **Audrey Faber's** three-pointer connected with 8:49 to play, only to see Gustafson answer with five straight points to draw the Hawkeyes within four. But Lamberty would counter with a three-pointer with 6:19 left to push the Creighton lead back to 62-55.

At one point Lamberty scored nine straight for Creighton, including a hoop with 1:37 left that gave the Bluejays a 68-61 lead and prompted a Hawkeye timeout. Iowa quickly answered with a trey, but the Bluejays held on down the stretch.

Creighton	FG	3FG	FT	Reb.	PF	Pts.	A	TO	B	S	M
02 Mellman - g	0-0	0-0	0-0	0-2-2	0	0	0	0	0	0	14
05 Agnew - f	8-14	4-6	4-5	0-2-2	2	24	5	0	1	2	38
11 Norby - f	2-3	0-0	1-2	1-0-1	2	5	0	0	0	0	10
14 Lamberty - g	8-12	2-3	2-4	2-3-5	2	20	6	2	1	0	39
45 Faber - f	3-15	2-10	4-6	0-4-4	3	12	2	2	3	0	33
21 Elger	1-6	1-4	1-2	0-3-3	1	4	1	2	0	1	26
24 Carda	2-4	0-1	3-4	0-2-2	0	7	2	1	0	1	17
33 Brown	0-1	0-0	0-0	1-0-1	1	0	0	0	0	0	6
40 Greene	1-3	0-0	2-2	2-1-3	4	4	0	0	0	0	17
TEAM				4-1-5							
Totals	**25-58**	**9-24**	**17-25**	**10-18-28**	**15**	**76**	**16**	**7**	**5**	**4**	**200**
	43.1	**37.5**	**68.0**								

Iowa	FG	3FG	FT	Reb.	PF	Pts.	A	TO	B	S	M
03 Meyer - g	1-4	1-2	4-4	0-2-2	5	7	3	3	1	1	34
04 Coley - f	2-4	0-0	3-4	0-6-6	1	7	2	2	1	0	20
05 Sevillian - g	1-3	0-1	0-0	0-1-1	4	2	2	1	0	0	35
10 Gustafson - f	12-16	0-0	5-5	4-13-17	2	29	0	4	0	0	40
22 Doyle - g	3-15	2-8	3-4	0-2-2	2	11	8	1	1	1	40
21 Stewart	5-8	0-0	0-0	2-1-3	4	10	0	1	0	0	20
34 Mohns	0-1	0-0	0-0	0-0-0	0	0	0	1	0	0	2
43 Ollinger	2-5	0-1	0-0	1-0-1	2	4	2	1	0	0	9
TEAM				5-2-7							
Totals	**26-56**	**3-12**	**15-17**	**12-27-39**	**20**	**70**	**17**	**14**	**3**	**2**	**200**
	46.4	**25.0**	**88.2**								

Officials: Tiffany Bird, Tim Daley, Daryl Humphrey
Technical Fouls: None **Attendance:** 2,304

Team	1st	2nd	3rd	4th	Total
Creighton	19	15	22	20	76
Iowa	19	12	19	20	70

Creighton (19-13) 64
#9 UCLA (26-7) 86

March 19, 2018
Pauley Pavilion • Los Angeles, Calif.

Despite a strong performance from **Audrey Faber**, the Creighton women's basketball team dropped an 86-64 contest to the ninth-ranked UCLA Bruins in the Second Round of the NCAA Tournament.

Faber opened the game with a trey from the left-corner to give the Bluejays an advantage, but the Bruins rattled off 13 consecutive points over four minutes to surge ahead 13-3 (4:51).

UCLA came out quickly once more in the second period, racing out to a 32-15 lead. Faber rallied her troops with a driving jumper to start a 7-0 Creighton run, followed by a layup from **Sydney Lamberty** to make it 32-19. Then Faber connected from long range as the Bluejays cut the deficit to 32-22 (6:55). The two squads exchanged bursts of five points, pushing the contest to 37-27 (5:07), however it was UCLA that closed the half with a final run to take a 49-32 edge into the half.

While both teams shot over 50 percent in the first half, Creighton went cold in the third quarter. The Bluejays closed the period just 2-of-13 (15%) trailing by as much as 28 in the frame and went to the fourth period down 71-45. Creighton and UCLA liberally used their bench in the final frame, with the Bluejays getting no closer than 21 the rest of the way.

Creighton	FG	3FG	FT	Reb.	PF	Pts.	A	TO	B	S	M
02 Mellman - g	2-3	2-3	0-0	0-0-0	2	6	0	1	0	0	10
05 Agnew - f	2-6	1-4	0-0	1-2-3	5	5	1	0	0	0	26
11 Norby - f	1-4	0-1	0-0	1-1-2	2	2	0	2	0	0	14
14 Lamberty - g	1-7	0-2	2-2	0-3-3	0	4	7	5	0	1	37
45 Faber - f	6-12	4-8	4-4	0-3-3	0	20	2	2	1	0	36
15 Rembao	0-0	0-0	0-0	0-0-0	1	0	2	0	0	0	4
21 Elger	4-10	3-6	2-2	0-4-4	0	13	3	1	0	0	22
22 Kissinger	1-2	0-1	1-1	0-0-0	2	3	0	1	0	0	6
24 Carda	2-4	1-2	2-2	0-3-3	2	7	2	4	0	0	22
33 Brown	1-1	0-0	0-1	1-2-3	4	2	0	0	0	0	10
40 Greene	1-2	0-0	0-0	2-1-3	3	2	1	2	0	0	13
TEAM				2-1-3							
Totals	**21-51**	**11-27**	**11-12**	**7-20-27**	**21**	**64**	**18**	**18**	**1**	**1**	**200**
	41.2	**40.7**	**91.7**								

# 9 UCLA	FG	3FG	FT	Reb.	PF	Pts.	A	TO	B	S	M
03 Canada - g	6-7	0-0	9-10	2-4-6	0	21	8	2	0	5	31
11 Drummer - f	5-12	0-2	0-1	3-1-4	4	10	0	0	1	1	20
22 Burke - g	4-9	3-6	0-0	1-3-4	0	11	3	1	1	1	30
23 Hayes - g	2-6	0-3	0-0	1-1-2	4	4	0	2	0	1	28
25 Billings - f	4-8	0-0	7-8	4-5-9	3	15	0	1	1	2	28
00 Horvat	0-0	0-0	0-0	0-0-0	0	0	0	0	0	0	2
10 Rosenblum	0-3	0-0	0-0	0-1-1	1	0	0	2	0	1	6
21 Onyenwere	2-3	0-0	1-2	2-4-6	4	5	2	1	0	1	15
24 Dean	6-12	4-7	0-0	1-1-2	3	16	1	0	0	0	29
32 Baird	1-1	1-1	0-0	0-1-1	0	3	0	0	0	0	4
33 Miller	0-1	0-0	1-2	1-1-2	0	1	1	1	1	0	7
Totals	**30-62**	**8-19**	**18-23**	**15-22-37**	**19**	**86**	**15**	**10**	**4**	**12**	**200**
	48.4	**42.1**	**78.3**								

Officials: Melissa Barlow, Tiffany Bird, Tim Daley
Technical Fouls: None **Attendance:** 1,860

Team	1st	2nd	3rd	4th	Total
Creighton	15	17	13	19	64
#9 UCLA	26	23	22	15	86

2021-22 Creighton Bluejays
23-10 Overall • 15-5 BIG EAST (3rd)

The Bluejays historic season began slowly as Creighton dropped two of its first three games. A dominant victory over South Dakota State (67-55 on Nov. 21) ignited a five-game win streak, including 69-62 over Arizona State (Dec. 12). Just four days later a meeting between future Sweet 16 teams took place in D.J. Sokol Arena as the Bluejays and South Dakota battled back and forth. Each team shot 14-of-24 (58.3%) from the field in the second half as the Coyotes claimed the contest 73-71.

The next five games turned Creighton's season as the Bluejays bested Providence 71-56 in a road game on Dec. 19, then immediately flew to Fayetteville for an 81-72 road win over Arkansas less than 48 hours later. Late in the season, this was the game that both players and coaches pointed to as a turning point. Creighton went on to defeat Xavier and Marquette, then pushed No. 11 Connecticut before falling 63-55 in Gampel Pavilion.

Coming off the road game at Connecticut, the Bluejays began to roll with wins over Seton Hall, St. John's, a 95-44 win at Butler and an 80-70 victory at Georgetown. After splitting games at Villanova (74-64 loss) and Providence (95-71 victory), Creighton readied for its home game with No. 10 Connecticut. The Bluejays raced out to a 20-11 lead after one frame and held a 32-30 edge at the half. The Huskies, however, took control in the second half to claim a 76-56 victory.

Creighton went on to win five of its final seven BIG EAST games, including convincing victories over Butler (96-49) and at St. John's (107-59) that saw the Bluejays break the program record for three-pointers in consecutive contests with 20 and 22 three-pointers respectively.

After a thrilling 97-91 win in double overtime at Seton Hall (Feb. 20), the Bluejays dropped their regular season finale to DePaul (90-84) and were upset in the opening round of the BIG EAST Tournament by Seton Hall (66-65) on March 5.

Feeling safe about reaching the NCAA Tournament, the Bluejays used the two week break to prepare for an extended run. As the brackets were announced a quiet confidence grew as Creighton was headed to familiar territory in Iowa City. For a decade the Bluejays and Hawkeyes had played each other in a preseason scrimmage in Carver-Hawkeye Arena. In addition, Creighton senior Rachael Saunders came to Creighton from Iowa City, while Bluejay transfer Lauren Jensen came to Creighton after her freshman season at Iowa.

Back Row (L to R): Jayme Horan, Mallory Brake, Morgan Maly, Emma Ronsiek, Carly Bachelor, Lexi Unruh, Payton Brotzki.
Front Row (L to R): Chloe Dworak, Rachael Saunders, Tatum Rembao, Lauren Jensen, Molly Mogensen.

2021-22 Creighton Bluejays
23-10 Overall • 15-5 BIG EAST (3rd)

Following a strong showing in a First Round win over No. 7 seed Colorado (84-74), the Bluejays earned a Second Round matchup with No. 8 Iowa on ABC. Creighton embraced the moment, closing the opening quarter with consecutive three-pointers from Jensen to claim a 23-17 edge. Creighton's advantage grew to as much as 12 in the second period (38-26) and held a 38-32 lead at the half. Late in the final frame Iowa had surged ahead (62-58), but Jensen refused to let the moment get away. Instead, she brought the Bluejays within two with a mid-range jumper and drained a trey to give Creighton a 63-62 advantage with 12.6 seconds on the clock. The Bluejays held on for the 64-62 win, setting up a Sweet 16 meeting with No. 10 Iowa State in Greensboro, North Carolina.

In the meeting with the Cyclones it was Morgan Maly's turn to step into the limelight. The Nebraska native delivered all of her team-high 21 points in the second and third quarters to push Creighton to a 59-51 lead heading to the fourth quarter. Seniors Tatum Rembao and Payton Brotzki combined to push the lead to 66-53 with 7:16 remaining as the Bluejays danced their way into the Elite Eight.

Creighton's NCAA run came to a close against the eventual NCAA Champion, No. 1 South Carolina one step shy of the Final Four.

The Bluejays magical run was fueled by sophomores Emma Ronsiek, Jensen and Maly with each of the trio collecting BIG EAST hardware. Ronsiek was an All-BIG EAST First Team selection, Jensen was an All-BIG EAST Second Team selection and Most Improved Player and Maly was the BIG EAST Sixth Woman of the Year.

Behind the scenes the tandem of Rembao and Molly Mogensen helped guide the Bluejay offense to an NCAA-leading squad in assists (668), assist-to-turnover ratio (1.59) and assists per game (20.2).



Molly Mogensen clinched a NCAA First Round win over Colorado with Creighton's final nine points against the Buffaloes.

Emma Ronsiek delivered a double-double with 13 points and 10 rebounds in the Bluejays' 64-62 win at No. 8 Iowa.

2022 NCAA Tournament

Creighton (21-9) 84
Colorado (22-9) 74

March 18, 2022 • Carver-Hawkeye Arena
Iowa City, Iowa

Powered by a combined 52 points from sophomores **Morgan Maly**, **Lauren Jensen** and **Molly Mogensen**, Creighton moved on to the NCAA Second Round with an 84-74 win over Colorado.

Creighton battled from behind early as Colorado scored the first seven points of the game and jumped out to an 11-2 lead. The Bluejays chipped away at the Colorado advantage with a three-point play from sophomore **Emma Ronsiek** and a pair of layups from Maly and Jensen to cut the deficit down to 17-14 with 1:38 remaining in the opening period.

The game turned in Creighton favor in the second quarter with a 15-4 run over the final 5:24. Down 27-21 the Bluejays pulled even with a 6-0 run on a pair of buckets by Maly and a mid-range jumper from Jensen to knot the game at 27-27 (4:26). Down 31-27 with just over 90 seconds remaining, Creighton closed the half with nine straight points, seemingly capped by a driving layup at 33-31 with 24 seconds left by Ronsiek. The South Dakota native alertly stole the inbound pass, then found Maly for a trey to send the Bluejays to the locker room with a 36-31 edge.

Colorado was able to pull even at 41-41 in the third, only to watch a pullup jumper from senior **Payton Brotzki**, a layup by Mogensen and Brotzki's three-ball give Creighton a 48-41 lead (5:52). Colorado mounted an early run in the final frame, getting within two at 63-61 (6:54), only to watch Maly connect for two free-throws and Mogensen knock down a trey and a layup to make it 70-61 (4:01). Mogensen closed the game with nine points in the final frame, helping Creighton keep Colorado at bay.

Creighton	FG	3FG	FT	Reb.	PF	Pts.	A	TO	B	S	M
02 Rembao - g	2-3	1-2	2-2	0-5-5	3	7	2	5	0	0	33
15 Jensen - g	5-11	0-3	6-6	0-3-3	0	16	3	2	0	0	34
22 Bachelor - f	1-1	0-0	0-0	2-1-3	0	2	0	1	0	0	15
31 Ronsiek - f	4-10	1-4	1-1	0-2-2	4	10	3	3	1	2	35
33 Brotzki - g	3-4	2-2	0-0	0-3-3	0	8	3	2	0	0	17
12 Horan	0-0	0-0	0-0	0-0-0	0	0	0	0	0	0	0+
13 Saunders	1-1	0-0	3-5	0-5-5	1	5	0	1	1	1	13
14 Brake	0-1	0-0	0-0	0-0-0	0	0	0	0	0	0	4
21 Mogensen	6-11	2-3	2-2	0-1-1	1	16	2	0	0	0	24
24 Dworak	0-0	0-0	0-0	0-0-0	0	0	0	0	0	0	0+
30 Maly	7-15	2-5	4-4	5-3-8	2	20	2	1	0	0	25
TEAM				1-4-5							
Totals	**29-57**	**8-19**	**18-20**	**8-27-35**	**11**	**84**	**15**	**15**	**2**	**3**	**200**
	50.9	**42.1**	**90.0**								

Colorado	FG	3FG	FT	Reb.	PF	Pts.	A	TO	B	S	M
00 Sherrod - g	11-15	2-4	3-5	0-5-5	4	27	5	2	0	2	33
03 Formann - g	1-6	0-2	0-0	0-2-2	4	2	4	0	0	1	31
04 Finau - g	1-3	0-0	0-0	1-2-3	0	2	0	1	1	0	26
21 Hollingshed - g	6-17	2-6	1-2	2-3-5	3	15	1	1	2	0	31
33 Tuitele - f	3-6	0-1	2-2	4-5-9	2	8	3	1	0	1	26
01 Jones	0-0	0-0	0-0	0-0-0	0	0	0	0	0	0	3
11 Miller	4-7	0-1	4-4	3-2-5	3	12	1	2	1	1	22
13 Blacksten	0-0	0-0	0-0	0-0-0	1	0	0	0	0	0	1
15 Wetta	4-14	0-5	0-0	1-1-2	3	8	2	1	0	3	27
TEAM				0-1-1							
Totals	**30-68**	**4-19**	**10-13**	**11-21-32**	**20**	**74**	**16**	**8**	**4**	**8**	**200**
	44.1	**21.1**	**76.9**								

Officials: Nicholas Cappel, Fatou Cissoko-Stephens, Brenda Pantoja
Technical Fouls: None **Attendance:** 14,382

Team	1st	2nd	3rd	4th	Total
Creighton	17	19	25	23	84
Colorado	21	19	22	21	74

Creighton (22-9) 64
#8 Iowa (24-8) 62

March 20, 2022 • Carver-Hawkeye Arena
Iowa City, Iowa

Sophomore **Lauren Jensen's** three-pointer with 12.6 seconds left helped the Creighton women's basketball team clinch a trip to its first Sweet 16 in program history with a 64-62 win at No. 8 Iowa. Jensen scored nine of Creighton's 13 points in the fourth quarter as the Bluejays ended the game on a 6-0 run in front of a sellout crowd of 14,382.

A back-and-forth battle throughout the first half saw Creighton hold a 38-32 edge at the break and the Bluejays took a 51-48 lead into the fourth quarter.

Early in the final frame Iowa got consecutive treys by Gabbie Marshall to take a 56-54 lead with 6:51 left. A lay-up by Monika Czinano with 5:31 remaining gave Iowa its biggest lead at 58-54 and prompted a timeout from Creighton head coach **Jim Flanery** to slow Iowa's 8-0 run.

Down 60-56 with just over three minutes remaining, Jensen began to burn her former team. She knocked down a pull-up jumper with 2:46 left to get Creighton within two points. Moments later Jensen's driving hoop with 1:26 left got the Bluejays back within two.

After both squads missed chances, Creighton got a stop and senior **Tatum Rembao** fed Jensen at the top of the key, who buried a go-ahead three-pointer with 12.6 left. The Hawkeyes went to their National Player of the Year candidate Caitlin Clark, who missed a lay-up before Mogensen grabbed the rebound. Iowa had two fouls to give before hacking **Emma Ronsiek** with 3.6 left. She made the second shot and Iowa called timeout to advance the ball.

Down two, the Hawkeyes missed on a trio of chances in the paint as the Creighton bench stormed the court in celebration at the final horn.

Creighton	FG	3FG	FT	Reb.	PF	Pts.	A	TO	B	S	M
02 Rembao - g	1-3	0-0	0-0	1-1-2	3	2	5	1	0	0	27
15 Jensen - g	8-15	3-7	0-0	2-5-7	0	19	0	3	1	1	36
22 Bachelor - f	1-3	0-2	0-0	1-3-4	0	2	0	1	0	0	12
31 Ronsiek - f	5-14	1-6	2-4	3-7-10	2	13	4	2	2	0	36
33 Brotzki - g	4-12	3-8	2-2	2-0-2	2	13	1	2	0	0	21
13 Saunders	0-4	0-2	0-0	0-1-1	3	0	2	0	1	1	11
14 Brake	0-0	0-0	0--0	0-0-0	0	0	1	0	1	0	3
21 Mogensen	3-8	1-3	0-2	1-7-8	2	7	2	3	0	1	28
30 Maly	2-8	2-6	2-2	5-8-13	0	8	0	2	1	0	26
TEAM				0-5-5							
Totals	**24-67**	**10-34**	**6-10**	**15-37-52**	**12**	**64**	**15**	**14**	**6**	**3**	**200**
	35.8	**29.4**	**60.0**								

#8 Iowa	FG	3FG	FT	Reb.	PF	Pts.	A	TO	B	S	M
14 Warnock - f	3-9	0-2	0-0	4-3-7	1	6	4	1	1	2	36
20 Martin - g	2-9	0-4	0-0	1-3-4	1	4	1	1	0	2	35
22 Clark - g	4-19	3-10	4-4	0-8-8	3	15	11	1	2	1	40
24 Marshall - g	2-7	2-6	0-0	0-4-4	2	6	0	0	1	1	32
25 Czinano - c	12-20	0-0	3-4	1-5-6	2	27	2	1	0	0	31
01 Taiwo	1-3	0-0	0-0	0-2-2	1	2	0	1	0	2	13
04 Feuerbach	1-1	0-0	0-0	0-0-0	0	2	0	0	0	1	5
44 O'Grady	0-2	0-0	0-0	1-0-1	0	0	0	0	0	0	8
TEAM				1-4-5				1			
Totals	**25-70**	**5-22**	**7-8**	**8-29-37**	**10**	**62**	**18**	**6**	**5**	**9**	**200**
	35.7	**22.7**	**87.5**								

Officials: Fatou Cissoko-Stephens, Brian Garland, Brenda Pantoja
Technical Fouls: None **Attendance:** 14,382

Team	1st	2nd	3rd	4th	Total
Creighton	23	15	13	13	64
#8 Iowa	17	15	16	14	62

Senior Payton Brotzki was a critical component in Creighton's upset win over No. 10 Iowa State with 13 points in 28 minutes.

Lauren Jensen led Creighton with 12 points against No. 1 South Carolina. She went on to earn a spot on the Greensboro All-Region Team for her four games in the NCAA Tournament.

2022 NCAA Tournament

Creighton (23-9) 76
#10 Iowa State (28-7)..... 68

March 25, 2022 • Greensboro Coliseum
Greensboro, North Carolina

Sophomore **Morgan Maly** scored a career-high 21 points to lead the Creighton team to its first Elite Eight in program history with a 76-68 victory over 10th-ranked and third-seeded Iowa State.

Maly's outburst helped Creighton out score the Cyclones 30-4 in bench points. Senior **Tatum Rembao** had 17 of her 19 points in the second half, while **Payton Brotzki** contributed 13 points and six rebounds.

Maly heated up in a big way in the second quarter, scoring 14 of CU's 17 points to help the Bluejays even the score at 30 at the half. Creighton came out firing in the third, using a 13-6 run to open the second half and take a 43-36 lead with 7:15 remaining.

Creighton's lead reached double-figures for the first time at 61-51 with 9:04 remaining. Rembao drilled a three-pointer to make it 66-53. Emily Ryan kept ISU in the game with repeated drives to trim the Bluejay lead to 68-64 with 2:11 to go.

Creighton	FG	3FG	FT	Reb.	PF	Pts.	A	TO	B	S	M
02 Rembao - g	5-8	3-6	6-8	0-0-0	4	19	4	2	0	0	32
15 Jensen - g	3-8	2-4	2-2	1-7-8	1	10	1	0	0	0	39
22 Bachelor - f	1-5	0-2	0-0	1-1-2	0	2	2	0	0	0	12
31 Ronsiek - f	1-7	0-1	0-0	1-3-4	2	2	2	1	0	0	26
33 Brotzki - g	5-9	2-5	1-2	0-6-6	2	13	1	3	1	2	28
13 Saunders	1-3	0-0	0-0	1-2-3	4	2	0	1	0	0	12
14 Brake	0-0	0-0	0-0	0-0-0	1	0	0	0	0	0	2
21 Mogensen	3-8	1-3	0-0	0-5-5	1	7	4	1	1	2	25
30 Maly	7-10	3-4	4-4	1-3-4	2	21	1	2	0	0	24
TEAM				2-2-4							
Totals	**26-58**	**11-25**	**13-16**	**7-29-36**	**17**	**76**	**15**	**10**	**2**	**4**	**200**
	44.8	**44.0**	**81.3**								

#10 Iowa State	FG	3FG	FT	Reb.	PF	Pts.	A	TO	B	S	M
01 Diew - f	5-11	3-4	2-4	1-4-5	1	15	0	0	1	0	36
11 Ryan - g	10-16	2-5	0-0	1-7-8	3	22	6	3	0	1	40
21 Donarski - g	4-14	1-6	2-2	1-2-3	1	11	1	3	0	1	40
24 Ash. Joens - g	3-11	1-4	7-7	2-2-4	3	14	1	1	0	1	33
31 Kane - f	1-1	0-0	0-0	1-2-3	1	2	0	1	0	0	9
13 Espenmiller-McGraw	1-2	1-2	0-0	0-2-2	4	3	0	1	0	0	15
20 Aub. Joens	0-5	0-4	0-0	0-3-3	4	0	0	0	0	0	19
25 Jardao	0-3	0-0	1-2	3-2-5	1	1	0	1	3	0	8
TEAM				2-1-3							
Totals	**24-63**	**8-25**	**12-15**	**11-25-36**	**18**	**68**	**8**	**10**	**4**	**3**	**200**
	38.1	**32.0**	**80.0**								

Officials: Infini Robinson, Edward Sidlasky, Michael McConnell
Technical Fouls: None **Attendance:** 8,811

Team	1st	2nd	3rd	4th	Total
Creighton	13	17	29	17	76
#10 Iowa State	16	14	21	17	68

Creighton (23-10) 50
#1 South Carolina (33-2)..... 80

March 27, 2022 • Greensboro Coliseum
Greensboro, North Carolina

The greatest postseason run in the history of Creighton women's basketball came to an end with the Bluejays falling to top-seeded and top-ranked South Carolina, 80-50.

Creighton's **Lauren Jensen** was named to the All-Tournament Team of the Greensboro Regional after sharing for the CU lead (along with **Morgan Maly**) with 57 points in the postseason and scoring in double-figures all four contests.

Molly Mogensen, who came up with big play after big play in CU's First Round win vs. Colorado, was carried off the floor with 4:28 left in the quarter unable to put any weight on her right ankle. Despite the injury she returned to the floor in the second quarter, but was limited to nine minutes.

Creighton trailed just 25-18 early in the second quarter before a 19-2 run over the next seven minutes saw the top seed pull away. The Bluejays scored five of the final seven points of the second quarter and trailed 46-25 at intermission.

Down big on the scoreboard, the Bluejays stayed in the fight, opening the third quarter on a 12-9 run to get within 18 (55-37) before the Gamecocks scored the next nine points and owned a 64-40 lead after three quarters. The Gamecocks scored the first six points of the fourth quarter and led by as much as 35 (80-45) before a game-ending 5-0 surge by CU.

Creighton	FG	3FG	FT	Reb.	PF	Pts.	A	TO	B	S	M
02 Rembao - g	1-5	0-1	0-2	1-2-3	2	2	6	3	0	0	30
15 Jensen - g	5-15	1-4	1-1	0-1-1	2	12	0	1	0	0	26
22 Bachelor - f	1-2	0-0	0-0	0-0-0	1	2	1	0	0	0	17
31 Ronsiek - f	1-6	0-2	0-0	1-1-2	0	2	3	1	0	0	29
33 Brotzki - g	2-6	1-3	0-0	0-1-1	3	5	2	2	0	0	21
12 Horan	3-4	1-2	0-0	1-0-1	1	7	0	1	0	2	8
13 Saunders	3-8	2-3	0-2	1-3-4	4	8	2	0	0	0	23
14 Brake	1-2	0-0	0-0	0-3-3	3	2	0	0	0	0	12
21 Mogensen	1-1	0-0	0-0	0-1-1	1	2	3	1	0	1	9
24 Dworak	0-0	0-0	0-0	0-0-0	0	0	0	0	0	0	3
30 Maly	3-7	2-6	0-0	0-1-1	3	8	0	2	0	0	22
TEAM				2-4-6							
Totals	**21-56**	**7-21**	**1-5**	**6-17-23**	**20**	**50**	**17**	**11**	**0**	**3**	**200**
	37.5	**33.3**	**20.0**								

#1 South Carolina	FG	3FG	FT	Reb.	PF	Pts.	A	TO	B	S	M
01 Cooke - g	0-4	0-2	0-0	0-2-2	1	0	1	1	0	0	25
03 Henderson - g	5-9	2-2	0-0	0-3-3	0	12	3	0	0	3	29
04 Boston - f	7-9	0-0	5-8	1-6-7	0	19	1	1	1	0	28
05 Saxton - f	3-6	0-0	5-6	6-5-11	2	11	1	1	1	0	21
12 Beal - g	5-9	0-2	2-2	0-3-3	1	12	2	0	1	1	22
00 Thompson	0-1	0-1	0-0	0-0-0	0	0	0	0	0	0	3
02 Russell	2-2	1-1	0-0	0-0-0	0	5	0	0	0	0	6
10 Cardoso	2-2	0-0	5-6	1-3-4	0	9	0	0	1	0	9
11 Littleton	0-0	0-0	0-0	0-2-2	0	0	0	0	0	0	8
15 Amihere	3-6	0-1	3-3	1-2-3	0	9	1	2	0	0	16
20 Feagin	0-0	0-0	1-2	1-1-2	0	1	0	1	1	0	5
23 Hall	0-1	0-0	0-0	0-0-0	3	0	0	0	0	0	7
24 Grissett	1-5	0-0	0-0	1-1-2	2	2	1	0	0	1	12
32 Wesolek	0-1	0-0	0-0	0-1-1	1	0	0	0	0	0	3
44 Rivers	0-0	0-0	0-0	0-1-1	0	0	0	1	0	0	6
TEAM				1-1-2							
Totals	**28-55**	**3-9**	**21-27**	**12-31-43**	**10**	**80**	**10**	**7**	**5**	**5**	**200**
	50.9	**33.3**	**77.8**								

Officials: Julie Krommenhoek, Angelica Suffren, Joseph Vaszily
Technical Fouls: None **Attendance:** 6,579

Team	1st	2nd	3rd	4th	Total
Creighton	16	9	15	10	50
#1 South Carolina	23	23	18	16	80

2022-23 Creighton Bluejays

Back Row: Lexi Unruh, Jayme Horan, Emma Ronsiek, Morgan Maly, Mallory Brake.
Seated Row: Carly Bachelor, Rachael Saunders, Lauren Jensen.
Front Row: Kiani Lockett, Molly Mogensen, Brittany Harshaw, Kennedy Townsend.

22-9 Overall • 15-5 BIG EAST (3rd)

With the vast majority of the group that reached the Elite Eight in 2022, Bluejay women's basketball entered the 2022-23 season with lofty expectations. Creighton opened the season ranked in the AP poll for the first time in school history and won its first seven games, including three against ranked foes. The Bluejays opened the season with a 78-69 win at #23 South Dakota State, a 77-51 home win over #22 Nebraska and a 67-46 win at #25 Villanova. The first loss of the season came at St. John's and started a streak of five losses in seven games. Creighton gathered themselves to win nine of its next 10 games, but dropped a heartbreaker at #6 Connecticut by two points, 62-60, on Feb. 15.

The Bluejays reeled off three more victories to close the season, then rallied from down five with 16 seconds remaining to defeat Seton Hall in overtime of the BIG EAST Tournament Quarterfinals, 75-74. The season, however, ended with losses to #10 Villanova in the Semifinals and an 81-66 loss to Mississippi State in the NCAA Tournament.

Lauren Jensen and Morgan Maly each earned All-BIG EAST First Team honors, while Emma Ronsiek collected All-BIG EAST Honorable Mention.

2023 NCAA Tournament

Mississippi State (22-10)..... 81
Creighton (22-9) 66

March 17, 2023
Purcell Pavilion • South Bend, Ind.

The Creighton women's basketball season came to a close as the Bluejays fell to Mississippi State 81-66 in the First Round of the NCAA Tournament.

The Bluejays fell victim to a sizzling start by the Bulldogs as Mississippi State hit five treys in the opening quarter and connected on 11-of-19 (57.9%) in the game. The 11 three-pointers were a season-high for Mississippi State.

Trailing by as much as 17 in the second quarter, Creighton caught fire late in the first half with an 8-0 run. Juniors **Emma Ronsiek** and freshman **Kiani Lockett** each connected from beyond the arc, then junior **Lauren Jensen** delivered a driving layup to make it 44-35 with under a minute remaining in the half. The Bulldogs drained a three of their own, using a screen by 6-5 Jessika Carter to make it 47-35. Jensen answered with another driving layup to make it 47-37 at the break.

After halftime the Bluejays started 2-of-24 (8.3%), falling behind by as much as 23 at 70-47. The Bluejays began to heat up in the final frame, but the deficit was too much to overcome.

Creighton got a game-high 22 points from Jensen and 21 from Ronsiek in the loss. Mississippi State had five players finish in double figures, led by 20 from Jerkaila Jordan and 14 from Carter.

March 17, 2023 • Purcell Pavilion
South Bend, Indiana

Mississippi State	FG	3FG	FT	Reb.	PF	Pts.	A	TO	B	S	M
00 Hayes - g	3-8	1-3	5-5	1-4-5	1	12	7	2	0	1	32
01 Smith - g	1-6	1-3	7-8	0-0-0	3	10	5	3	0	0	35
02 Jordan - g	7-13	4-5	2-2	1-3-4	1	20	2	1	0	4	30
04 J. Carter - f	6-9	0-0	2-2	1-9-10	2	14	3	2	0	0	30
21 Powe - f	3-7	3-6	0-0	1-6-7	3	9	0	1	0	0	25
03 Johnson	4-4	2-2	0-0	0-0-0	1	10	1	1	0	0	18
11 Weber	1-4	0-0	0-0	0-0-0	4	2	0	1	0	0	16
23 Parker	1-1	0-0	2-3	0-2-2	1	4	0	0	0	0	9
25 D. Carter	0-1	0-0	0-0	0-1-1	2	0	0	0	0	0	5
TEAM				1-7-8				1			
Totals	**26-53**	**11-19**	**18-20**	**5-32-37**	**18**	**81**	**18**	**12**	**0**	**5**	**200**
	49.1	**57.9**	**90.0**								

Creighton	FG	3FG	FT	Reb.	PF	Pts.	A	TO	B	S	M
13 Saunders - g	1-2	0-1	3-4	2-1-3	5	5	1	1	1	0	27
15 Jensen - g	9-21	4-11	0-0	0-2-2	2	22	5	3	0	2	32
21 Mogensen - g	1-3	1-3	2-2	1-3-4	1	5	3	0	0	0	25
30 Maly - g	1-11	0-8	2-2	2-3-5	4	4	3	2	0	0	28
31 Ronsiek - f	9-21	3-6	0-0	1-4-5	0	21	2	0	0	2	37
02 Townsend	2-3	0-1	0-0	0-0-0	1	4	0	1	0	0	4
12 Horan	0-2	0-2	0-0	0-0-0	1	0	0	0	0	0	6
14 Brake	0-0	0-0	0-0	0-0-0	3	0	0	1	0	0	5
22 Bachelor	1-1	0-0	0-0	2-4-6	0	2	0	1	0	0	20
TEAM				2-4-6							
Totals	**25-67**	**9-34**	**7-8**	**11-22-33**	**19**	**66**	**16**	**10**	**1**	**6**	**200**
	37.3	**26.5**	**87.5**								

Officials: Tiara Cruse, Saif Esho, Ashlee Goode
Technical Fouls: None **Attendance:** 3,950

Team	1st	2nd	3rd	4th	Total
Mississippi State	25	22	18	16	81
Creighton	16	21	8	21	66

2023-24 Creighton Bluejays
26-6 Overall • 15-3 BIG EAST (2nd)

The Bluejays' 2023-2024 season started off hot, winning eight of the first nine games, including a key road victory over rival, Nebraska, 79-74 on Nov. 19. Three days later, Creighton traveled to Mexico for the Cancun Challenge and continued its dominance, defeating Georgia Tech (57-46 on Nov. 23) and Michigan State (83-69 on Nov. 24). The Bluejays collected two more wins to wrap up non-conference play, including a dominant victory over Northern Iowa, scoring 115 points with 20 made three pointers. Creighton dropped its conference opener on the road against No. 19 Marquette, but quickly recovered to go on a three game win streak.

Following Creighton's early success, the Bluejays ran into a bump in the road against Final Four competitor, No. 12 Connecticut, in a home contest on Jan. 3. The loss proved useful as the Bluejays responded with an 11-game winning streak through BIG EAST action.

The Bluejays went on to push No. 15 Connecticut in a road contest, but fell short on Feb. 19 in the XL Center (Hartford, Conn.). Creighton once again rallied to claim victories in the final three games of the regular season play against Villanova (79-69), Xavier (99-57), and Seton Hall (72-65).

Six days later, Creighton went on to face Seton Hall in their second consecutive game for the opening round of the BIG EAST Tournament after playing the Pirates in the regular season finale. In repeat fashion, the Bluejays earned a victory with the same score, 72-65, in Uncasville, Conn. Following the first round win, the Bluejays suffered a hard fought loss to Georgetown, falling 55-46 on March 10.

Creighton was confident in qualifying for the NCAA Tournament for the third straight season and utilized the extended break to rest up and make a run in the Big Dance. The Bluejays convincingly won the opening round of the NCAA Tournament against No. 20 UNLV by a score of 87-73. The Bluejays also knocked in 15 three pointers to take down the Rebels.

In the Second Round of the NCAA Tournament, the Bluejays' incredible season came to a close at Pauley Pavilion against No. 6 UCLA. Creighton came out firing, leading 42-34 at the half. The Bluejays were unable to contain the Bruin high-powered offense in the second half and dropped the contest, 67-63.

The senior trio of Lauren Jensen, Morgan Maly, and Emma Ronsiek all collected All-BIG EAST First Team honors, while Maly also earned a spot on the BIG EAST All-Tournament squad and College Sports Communicators Academic All-America Third Team honors.

Back Row (L to R): Morgan Maly, Molly Mogensen, Kiani Lockett, Lauren Jensen, Emma Ronsiek.
Front Row (L to R): Lexi Unruh, McKayla Miller, Kennedy Townsend, Jayme Horan, Brittany Harshaw, Mallory Brake.

Senior Emma Ronsiek scored 23 points in the second half to lead Creighton past UNLV in the First Round of the NCAA Tournament.

Lauren Jensen delivered 20 points as Creighton pushed #6 UCLA to the brink at home in the Second Round.

2024 NCAA Tournament

#20 UNLV (30-3) 73
#24 Creighton (26-5) 87

March 23, 2024 • Pauley Pavilion
Los Angeles, California

Emma Ronsiek scored all 23 of her points after halftime to help seventh-seeded and 24th-ranked Creighton to an 87-73 win over 10th-seeded and 20th-ranked UNLV in First Round action of the 2024 NCAA Women's Basketball Tournament at Pauley Pavilion in Los Angeles, Calif.

After falling behind 12-9 in the opening minutes that featured three ties and four lead changes, the Bluejays closed the first quarter on a 14-4 run to take a 23-16 lead after 10 minutes. **Jayme Horan** and **Lauren Jensen** each made two three-pointers during the surge.

The Bluejays remained in front throughout the second quarter, extending the lead into double-digits at 33-23 after a **Morgan Maly** three-pointer with 6:26 left. UNLV used a 7-0 run to draw within four at 36-32 before the Bluejays hit the afterburners on an 8-0 run in under a minute to take a 44-32 lead into the break.

Creighton made 10 three-pointers in the first half and were led in the scoring column by Jensen (13) and Maly (12). Desi-Rae Young paced UNLV with 12 points and eight rebounds before the break.

The third quarter was the Ronsiek show. After a scoreless first half when she missed all five of her shots, the senior from Sioux Falls, S.D., made seven of her first nine shots. Her 16 points in the quarter helped Creighton stretch the lead to 65-48. UNLV would score the final five points of the quarter to trim the Bluejay lead to 65-53.

Jensen and Ronsiek salted the game away with seven points each in the final frame, preventing UNLV from getting within double-digits throughout the fourth quarter.

#20 UNLV		FG	3FG	FT	Reb.	PF	Pts.	A	TO	B	S	M
00	Scoggin - g	2-6	1-5	0-0	0-0-0	3	5	1	0	0	3	31
03	Jackson - g	7-14	2-4	0-0	0-5-5	1	16	6	1	0	1	38
12	Durazo-Frescas - g	2-3	0-1	0-0	0-1-1	0	4	1	0	0	1	17
23	Young - c	15-19	0-0	0-3	2-7-9	4	30	3	4	0	0	30
44	Brown - f	3-9	1-6	0-0	0-3-3	4	7	4	2	1	1	32
01	Obiazor	1-5	0-2	3-4	0-0-0	0	5	0	1	0	0	14
14	Spencer	0-0	0-0	0-0	0-0-0	0	0	0	0	0	0	2
20	James	0-0	0-0	0-0	0-1-1	0	0	0	0	0	0	8
21	Brackens	0-0	0-0	0-0	1-0-1	0	0	0	0	0	0	2
31	Collins	0-0	0-0	0-0	0-2-2	0	0	0	0	0	0	1
33	Kimpson	2-7	1-2	1-2	1-1-2	3	6	1	1	0	2	25
	TEAM				2-3-5							
	Totals	**32-63**	**5-20**	**4-9**	**6-23-29**	**15**	**73**	**16**	**9**	**1**	**8**	**200**
		50.8	**25.0**	**44.4**								

#24 Creighton		FG	3FG	FT	Reb.	PF	Pts.	A	TO	B	S	M
14	Brake - f	3-6	0-1	0-0	2-4-6	0	6	3	0	0	3	27
15	Jensen - g	8-12	5-7	4-4	0-7-7	3	25	3	3	0	0	37
21	Mogensen - g	1-5	0-1	2-2	0-5-5	1	4	9	2	0	2	32
30	Maly - f	6-12	4-8	0-0	1-7-8	3	16	3	3	1	0	28
31	Ronsiek - f	9-18	3-10	2-2	1-0-1	1	23	1	0	0	1	34
02	Townsend	0-4	0-2	2-2	2-1-3	1	2	0	0	1	0	12
11	Lockett	1-2	0-0	0-0	1-1-2	2	2	2	1	0	1	14
12	Horan	3-4	3-4	0-0	0-1-1	2	9	2	1	0	0	12
23	Harshaw	0-0	0-0	0-0	0-0-0	0	0	0	0	0	0	2
32	Miller	0-1	0-1	0-0	0-0-0	0	0	0	0	0	0	2
	TEAM				1-1-2				1			
	Totals	**31-64**	**15-34**	**10-10**	**8-27-35**	**13**	**87**	**23**	**11**	**2**	**7**	**200**
		48.4	**44.1**	**100.0**								

Officials: Melissa Barlow, Saif Esho, Nicole Leon
Technical Fouls: None **Attendance:** 8,841

Team	1st	2nd	3rd	4th	Total
#20 UNLV	16	16	21	20	73
#24 Creighton	23	21	21	22	87

#24 Creighton (26-6) 63
#6 UCLA (27-6)..... 67

March 25, 2024 • Pauley Pavilion
Los Angeles, California

Despite 52 combined points from seniors **Lauren Jensen**, **Morgan Maly** and **Emma Ronsiek**, the Creighton women's basketball season came to an end as the Bluejays fell to No. 6 UCLA, 67-63 in the Second Round of the NCAA Tournament.

Soaring out of the gates, Creighton quickly built a 10-6 lead as Ronsiek connected on a layup and a jumper, while Jensen buried a pair of three-pointers. UCLA countered with an 11-5 burst to claim a 17-15 lead before a three-pointer and a pair of free throws from Maly gave the Bluejays a 20-19 edge after the first period.

Creighton heated up in a big way in the second frame, scoring 11 of the first 13 points to seize the first double-digit lead of the contest at 31-21. Maly sparked the Bluejay surge with a layup, while Jensen, **Molly Mogensen** and Ronsiek each connected on jumpers, before Ronsiek dialed up a trifecta to give the Bluejays its largest lead of the game. The two squads traded baskets down the stretch, as the Bluejays took a 42-34 advantage into the locker room.

CU was paced by 15 points from Jensen and 14 more from Ronsiek, as the Jays shot 58.6 percent from the floor in the first half. Lauren Betts led the Bruins with 14 points in her first game back from a foot injury.

After a fast break layup to open the second half by senior **Mallory Brake** that gave Creighton a 44-34 lead, the Bruins embarked on a 9-2 run to cut the deficit down to 46-43 with 5:40 remaining in the third quarter. UCLA took its first lead since the second quarter (17-15) moments later at 56-53 before a Jensen three leveled the game at 56-56 after three quarters of play.

Knotted at 56-56 heading into the final quarter, UCLA seized control early, scoring the first seven points of the frame to take a 63-56 edge. To the surprise of no one, Creighton had one last push in it, closing to within two points at 65-63. UCLA locked down on defense over the final two minutes to secure the 67-63 victory.

#24 Creighton		FG	3FG	FT	Reb.	PF	Pts.	A	TO	B	S	M
14	Brake - f	1-3	0-0	0-0	1-2-3	3	2	2	1	0	3	20
15	Jensen - g	8-22	3-5	1-1	0-4-4	1	20	2	0	1	2	40
21	Mogensen - g	2-5	1-2	0-0	2-6-8	2	5	5	2	1	0	30
30	Maly - f	7-14	1-5	3-5	0-2-2	3	18	3	0	0	1	36
31	Ronsiek - f	6-11	2-4	0-0	1-2-3	2	14	2	0	0	2	39
02	Townsend	0-0	0-0	0-0	0-0-0	0	0	0	1	0	0	4
11	Lockett	2-2	0-0	0-0	0-0-0	3	4	2	2	0	0	20
12	Horan	0-0	0-0	0-0	0-1-1	2	0	1	1	0	0	11
	TEAM				0-1-1							
	Totals	**26-57**	**7-16**	**4-6**	**4-18-22**	**16**	**63**	**17**	**7**	**2**	**8**	**200**
		45.6	**43.8**	**66.7**								

#6 UCLA		FG	3FG	FT	Reb.	PF	Pts.	A	TO	B	S	M
01	Rice - g	7-13	2-5	8-8	1-5-6	1	24	3	0	0	0	38
03	Jones - g	0-4	0-3	0-0	0-1-1	1	0	1	0	0	0	15
20	Osborne - g	2-8	1-3	0-0	3-3-6	4	5	4	3	0	1	36
32	Dugalic - f	2-5	2-3	0-0	0-2-2	2	6	1	4	1	0	25
51	Betts - c	9-15	0-0	2-4	4-6-10	2	20	3	3	0	0	35
21	Sontag	0-0	0-0	0-0	1-0-1	2	0	0	0	0	1	5
22	Iwuala	0-0	0-0	0-0	0-0-0	0	0	0	0	0	0	2
23	Jaquez	3-9	0-5	2-2	3-8-11	2	8	3	0	0	1	30
35	Brown	2-3	0-0	0-0	0-1-1	1	4	1	0	0	0	14
	TEAM				0-2-2				3			
	Totals	**25-57**	**5-19**	**12-14**	**12-28-40**	**15**	**67**	**16**	**13**	**1**	**3**	**200**
		43.9	**26.3**	**85.7**								

Officials: Saif Esho, Michol Murray, Melissa Barlow
Technical Fouls: None **Attendance:** 7,839

Team	1st	2nd	3rd	4th	Total
#24 Creighton	20	22	14	7	63
#6 UCLA	19	15	22	11	67

2024-25 Creighton Bluejays

Back Row: Kennedy Townsend, Mallory Brake, Allison Heathcock, Elizabeth Gentry, Jayme Horan, Morgan Maly.
Front Row: Sydney Golladay, Molly Mogensen, Lauren Jensen, Kiani Lockett.
Not Pictured: Brooke Littrell

26-7 Overall • 16-2 BIG EAST (2nd)

Creighton's quintet of seniors announced before the academic year of 2023-24 concluded they would return for a final season as Bluejays. The group of **Mallory Brake**, **Jayme Horan**, **Lauren Jensen**, **Molly Mogensen** and **Morgan Maly** made their last ride, reaching a fourth consecutive NCAA Tournament. In addition the group led Creighton to tie the best BIG EAST mark in school history at 16-2 and proved the Bluejay women's program belongs amongst the elite, setting a single-game attendance record of 11,141 in a contest played in the CHI Health Center Omaha.

Individually, Lauren Jensen and Morgan Maly earned All-BIG EAST First Team honors, each surpassed 2,000 points at Creighton and were named to the D1-AAA ADA Scholar Athlete First Team. Jensen earned AP and WBCA All-America Honorable Mention, while Maly was a CSC Academic All-American and was named the D1-AAA ADA Women's Scholar-Athlete of the Year and earned the $5,000 post-graduate scholarship, becoming the first Bluejay to earn both honors.

Molly Mogensen also earned All-BIG EAST Honorable Mention, the BIG EAST Co-Sportsmanship Award and crossed over 1,000 career points.

2025 NCAA Tournament

Illinois (22-9) 66
#22 Creighton (26-7) 57

March 22, 2025
Moody Center • Austin, Texas

The historic run of Creighton's 2024-25 senior class came to a close in the opening round of the NCAA Tournament as the Bluejays fell to Illinois, 66-57, on Saturday, March 22.

The game itself saw Illinois capture an 18-10 advantage after one quarter and fend off each attempt by the Bluejays to draw close. After shooting just 22.2 percent in the opening frame, the Bluejays found their footing as Creighton closed within five at the half, racing into the locker room after a trey from junior **Kiani Lockett**.

In the third quarter, the game got as close as two points at 35-33 (7:13) and again at 41-39 (3:57) on a three-pointer from junior **Kennedy Townsend**. Illinois, however, responded with five consecutive points and held Creighton at arm's length the rest of the way.

Although the loss ended Creighton's season with a 26-7 record, the contributions of the departing senior class have forever altered the trajectory of the Bluejay Women's Basketball landscape. The quintet of **Mallory Brake**, **Jayme Horan**, **Lauren Jensen**, **Molly Mogensen** and **Morgan Maly** took the program from a 10-12 Covid Season in 2020-21 to a legacy of four consecutive NCAA Tournament appearances (a program record). Along the way setting a new standard that took the Bluejay program to its first Elite Eight, within moments a second trip to the Sweet 16 in 2024. Elevating a program, however, is about more than simply celebrating victories, it is also about setting the standard of expectations. Moving forward NCAA Tournaments are the expectation, rather than the occasional highlight.

The individual accomplishments have been recorded and acknowledged, but the redefining of the Creighton program is the true legacy of this team.

Illinois		FG	3FG	FT	Reb.	PF	Pts.	A	TO	B	S	M
1	Bryant - g	4-10	2-4	7-9	0-1-1	3	17	4	2	0	0	40
20	Wallace - f	4-8	1-5	2-2	1-4-5	3	11	1	0	0	0	31
23	Shoup-Hill - f	3-6	2-3	1-1	2-0-2	0	9	1	1	1	0	27
24	McKenzie - g	7-12	0-1	0-0	1-6-7	2	14	2	3	0	1	39
44	Bostic - f	6-14	0-1	0-0	3-14-17	3	12	2	2	2	1	35
8	Brown-Hagger	1-6	1-4	0-0	0-5-5	2	3	1	3	0	3	28
	TEAM				2-3-5							
	Totals	**25-56**	**6-18**	**10-12**	**9-33-42**	**13**	**66**	**11**	**11**	**3**	**5**	**200**
		44.6	**33.3**	**83.3**								

#23 Creighton		FG	3FG	FT	Reb.	PF	Pts.	A	TO	B	S	M
11	Lockett - g	3-6	2-2	1-2	1-1-2	2	9	2	0	0	0	32
14	Brake - f	0-4	0-0	1-2	3-2-5	2	1	1	0	3	4	24
15	Jensen - g	7-17	0-6	3-5	1-1-2	2	17	1	4	0	2	39
21	Mogensen - g	2-8	0-2	0-0	0-8-8	3	4	5	3	0	0	32
30	Maly - f	7-18	2-6	2-2	1-3-4	2	18	0	1	0	0	30
02	Townsend	1-2	1-1	0-0	0-1-1	0	3	0	0	1	0	16
12	Horan	2-6	1-5	0-0	0-3-3	1	5	0	0	0	2	18
13	Heathcock	0-0	0-0	0-0	0-0-0	2	0	0	0	0	0	1
33	Littrell	0-0	0-0	0-0	0-2-2	0	0	0	0	2	0	8
	TEAM				3-2-5				0			
	Totals	**22-61**	**6-22**	**7-11**	**9-23-32**	**14**	**57**	**9**	**8**	**6**	**8**	**200**
		36.1	**27.3**	**63.6**								

Officials: Cameron Inouye, Rod Creech, Ashley Gloss
Technical Fouls: None **Attendance:** 10,013

Team	1st	2nd	3rd	4th	Total
Illinois	18	13	16	19	66
#23 Creighton	10	16	15	16	57

WNIT Appearances (13) ..... 1987, 1999, 2003, 2004, ... 2005, 2008, 2009, 2010, ... 2011, 2014, 2015, 2016, 2021

WNIT Record 15-12

1987 (2-1) in Amarillo, Texas • Third Place

March 19 .....vs. Stephen F. Austin (W, 76-68)
March 20 .....vs. California (L, 82-86)
March 21 ..... vs. Providence (W, 91-89)

1999 (0-1)

March 11 .....at Kansas State (L, 60-71)

2003 (3-1)

March 20 .....at Maine (W, 74-67)
March 22 .....at Siena (W, 96-86)
March 25 ..... at Iowa (W, 70-64)
March 31..... Auburn (L, 62-73)

2004 (5-0)
WNIT Champion

March 19 ..... at Colorado State (W, 79-68)
March 21 .....at Washington (W, 74-69)
March 24..... Oregon State (W, 74-64)
March 27..... Richmond (W, 81-72)
March 30.....UNLV (W, 73-52)

2005 (0-1)

March 18 ..... at Iowa (L, 52-67)

2008 (1-1)

March 20 .....at South Dakota State (W, 76-69)
March 24 .....at Marquette (L, 69-75, OT)

2009 (1-1)

March 21.....UC Riverside (W, 64-51)
March 23 ..... at Kansas (L, 64-79)

2010 (1-1)

March 19.....Stephen F. Austin (W, 76-65)
March 21 ..... at Kansas (L, 68-71)

2011 (0-1)

March 17 ..... at Northwestern (L, 63-89)

2014 (1-1)

March 20.....Missouri (W, 77-51)
March 23 .....at South Dakota State (L, 51-62)

2015 (0-1)

March 19 ..... at South Dakota (L, 58-68)

2016 (0-1)

March 16 ..... at South Dakota (L, 68-74)

2021 (1-1) in Rockford, Illinois

March 19 .....vs. Bowling Green (W, 72-65)
March 20 .....vs. Northern Iowa (L, 63-64)

Home Games in Bold

The Bluejays displaying the 2004 WNIT Championship trophy.

Celebrating the 2004 WNIT Championship.

1986-87 Creighton Bluejays



Left to Right: Kim Gilroy, Renesia Martin, Gayle Hiemstra, Chris Jaques, Pam Rudisill, Jeannine Kardell, Pam Gradoville, Janet Ensign, Darla Heggem, Mary Hohl, Tanya Warren.

23-7 Overall • Independent

Competing in their final year as an independent, the 1986-87 team finally garnered national recognition with their third consecutive 20-win season earning them a national postseason tournament berth. The Bluejays opened the year with eight consecutive victories, including wins over Nebraska, Kansas State and Kansas. Creighton Hall of Famers Pam Gradoville and Tanya Warren led the Bluejays in scoring, with Gradoville establishing a then school record with 22.0 points per game (22nd in the NCAA). Warren was named to the Kodak All-District V team, averaging 18.7 points per game and dishing out a school record 228 assists to rank 10th in the NCAA. Janet Ensign set a school record with 260 rebounds. The first postseason win in school history came on March 19, 1987, when the Creighton defeated Stephen F. Austin, 76-68, at the WNIT held in Amarillo, Texas. The Bluejays went on to fall to Cal in the semifinals, but bounced back to defeat Providence, 91-89 in the consolation game.

1998-99 Creighton Bluejays



Back Row: Erin Elliott, Kim Hover, Lisa Buysse, Asst. Coach Angela Reed, Head Coach Connie Yori, Asst. Coach Jim Flanery, Asst. Coach Jennifer Guilland, Kristen Hafer, Taya Allen, Sara Cizek. Front Row: Corey Sweeney, Candace Bloomquist, Krissie Spanheimer, Tanya Cenac, Angela Timmons, Traci Jones, Jenni Larson, Mel Sames.

16-14 Overall • 9-9 MVC (7th)

The Bluejays were part of a record-setting season for the Missouri Valley Conference, as the league sent six women's teams to the postseason. The Bluejays finished seventh in the regular season but helped their WNIT chances by becoming the second No. 7 seed to advance to the MVC Tournament Championship game, joining the 1997 Wichita State in accomplishing the feat. Creighton eventually lost to Evansville, 75-72 in overtime, in the MVC Final and fell at Kansas State in the WNIT to end their season. Creighton played four ranked opponents during the season, winning at No. 25 Missouri State on Jan. 2. The Bluejays did not win more than three consecutive games all season, playing in a very balanced and competitive Valley. Taya Allen earned MVC Newcomer of the Year and honorable mention recognition, while Krissie Spanheimer joined Allen on the All-MVC Honorable Mention squad.

2002-03 Creighton Bluejays

Back Row: Head Coach Jim Flanery, Asst. Coach Jennifer Guilland, Teresa Wessling, Christy Erickson, Amy Hoffman, Angie Janis, Jen Rochelle, Sara Hildebrand, Jenny Burns, Asst. Coach Holly Borchers, Asst. Coach Jarrod Olson.
Front Row: Christy Neneman, Codi Walker, Kristi Woodard, Dayna Finch, Laura Ferguson, Krystle Campa, Sarah Vrbicky, Laura Spanheimer.
Not pictured: Brandy Bush.

24-9 Overall • 13-5 MVC (T-1st)

The 2002-03 Bluejays coupled with the 2001-02 squad to become the first teams in school history to make consecutive postseason tournaments, advancing to the WNIT Final Four. Creighton earned a share of the Missouri Valley Conference regular-season title with Indiana State, but fell in the semifinals of the MVC Tournament. The Bluejays dominated at home, going 13-0 in the regular season, but struggled to a 7-7 record on the road in regular-season play. When the Bluejays went to Maine for the first round of the WNIT, nothing indicated they'd be able to advance past the Black Bears. But after knocking off the Bears (the team with the most wins entering the WNIT), Creighton won at Siena with a 96-point output, and then traveled to Iowa where they defeated the Hawkeyes for the second time that season. The Bluejays' run came to an end in front of a Civic Auditorium record 4,439 fans, as Creighton lost to eventual WNIT champion Auburn in the semifinals.

The loss ended the Bluejays' 23-game home winning streak, the second-longest streak in the NCAA at the time. For the second straight season, the Bluejays set a school and MVC record for three-point field goals made with 259, ranking sixth in the NCAA with 7.8 three-pointers per game. Christy Neneman became the third player in league history to win consecutive conference Player of the Year honors, Laura Spanheimer was honored as the MVC Defensive Player of the Year (while ranking fifth in the NCAA with a 45.8 3FG percentage) and head coach Jim Flanery became the winningest rookie coach in conference history.

2003-04 Creighton Bluejays

Back Row: Lucy Lapito, Deanna Castro, Codi Walker, Brandy Bush, Christy Neneman, Laura Spanheimer, Dayna Finch, Sarah Vrbicky. Front Row: Jen Rochelle, Amy Hoffman, Angie Janis, Christy Erickson, Sara Hildebrand, Kristi Woodard.

2004 WNIT Champions
24-9 Overall • 15-3 MVC (2nd)

Creighton capped its 2003-04 season with a five-game winning streak in the WNIT to claim the first national postseason tournament title by any athletic program in school history.

The 73-52 throttling of UNLV in front of a rowdy Civic Auditorium crowd concluded one of the most successful seasons in school history. The Bluejays finished with a 24-9 record for the second straight year, becoming the first team in Missouri Valley Conference history to win at least 24 games in three consecutive campaigns. Head coach Jim Flanery improved his record to 48-18, tying the best two-year start by a coach in league history. The Bluejays went 12-1 at home, while their 28-game home winning streak in conference play came to an end as the second-longest such streak in MVC history. The amazing run in the WNIT was led by tournament MVP Christy Neneman. The senior closed her career averaging 15.6 points, 6.0 rebounds and 4.6 assists per tournament game. Dayna Finch and Laura Spanheimer joined Neneman on the all-tournament team. Finch led the team with 17.0 points per WNIT game, sinking 14 three-pointers in the five wins. Spanheimer averaged 14.4 points, 5.4 rebounds, and 2.4 steals per WNIT contest. The Bluejays made 44 three-point field goals and shot 89.9 percent (71-79) at the free throw line during its five-game championship run. Creighton opened the WNIT on the road with wins at Colorado State and Washington before returning home for the final three rounds of the tournament. The Bluejays rallied for a come-from-behind win over Oregon State in the quarterfinals, built a 72-51 lead over Richmond in their 81-72 semifinal victory and then cruised past UNLV in the championship game. Neneman and Spanheimer each earned First Team All-MVC recognition, while Finch was tabbed All-MVC Honorable Mention. Spanheimer was also named the MVC Defensive Player of the Year for the second straight season and earned All-Defensive team honors for the third time. Finch and Spanheimer repeated on the MVC Scholar-Athlete First Team and Finch was tabbed the MVC Scholar-Athlete of the Year.

For the third consecutive season, the Bluejays set a school record for three-pointers made with 260 treys. They ranked third in the NCAA in three-pointers per game and ranked among the NCAA elite in fewest turnovers per game (11th) and steals per game (29th). Finch finished seventh in the NCAA in three-pointers per game and established MVC records with 294 career three-pointers on 766 career attempts. Spanheimer became just the second Bluejay player to record 100 steals in a season. Kristi Woodard set a school record and led the MVC by shooting 89.2 % (66-74) from the free throw line. The Bluejays were rewarded for their championship season with a reception on April 18 as Omaha Mayor Mike Fahey proclaimed the day "2004 Women's National Invitation Tournament Champion Creighton Women's Basketball Day." Nebraska State Senator John Synowiecki also recognized each player and coach for their achievement.



2004-05 Creighton Bluejays

Back Row: Sara Cain, Codi Walker, Christy Erickson, Amy Hoffman, Angie Janis, Jen Rochelle, Brandy Bush.
Front Row: Kristi Woodard, Laura Spanheimer, Tyrai Bronson, Ally Thrall, Sarah Vrbicky, Lucy Lapito, Deanna Castro.

19-10 Overall • 13-5 MVC (T-2nd)

The Bluejays continued their postseason run, appearing in their third straight WNIT. Creighton jumped out to their best start since the 1993-94 season, opening the year 12-3, while their 6-0 conference start was their best since that same 1994 squad. Following a 4-3 start Creighton rattled off eight straight wins, before falling at Missouri State on Jan. 23. During the game Creighton lost starting forward Christy Erickson to injury for the rest of the season. The Bluejays were again powerful at home, going 12-3 at the Civic. After an 8-1 run through the first half of conference play, which included four wins by five-points or less, they limped to a 5-4 Valley finish and lost in the quarterfinals of the MVC tournament for the second straight season. The Bluejays' season ended at Iowa in the first round of the WNIT. Creighton played close games all season, setting a then school record by playing in four overtime games. The team set a school record with 130 blocked shots and a 75.3 free throw percentage. They ranked in the NCAA top-25 in free throw percentage(16th), fewest turnovers per game (20th), three-point field goals per game (21st) and points per game (22nd). Laura Spanheimer and Angie Janis both earned First Team All-MVC and First Team Academic All-MVC honors. Spanheimer was also named the MVC Scholar-Athlete of the Year and set the school and MVC career record with 369 steals, becoming the first player in league history to earn All-Defensive team honors four times. Janis led the team with 19.1 points per game, the fifth Bluejay player to average better than 19 points in a season.

2007-08 Creighton Bluejays

Back Row: Kelsey Woodard, Megan Neuvirth, Sara Cain, Kellie Nelson, Kristina Voss, Sam Schuett, Katie Frank.
Front Row: Ally Thrall, Tyral Bronson, Kelsey Crites, Michelle Kaus, Abby Henry, Chevelle Herring.

21-12 Overall • 12-6 MVC (4th)

Creighton opened the year with a 7-4 mark against a tough non-conference schedule – five of CU's non-conference foes advanced to the NCAA Tournament in 2008, while two more joined the Jays in the WNIT. The Jays owned wins over eventual conference champions Kansas State and UALR in non-conference play. The Bluejays reclaimed their dominance at home, posting an 11-1 mark at the Omaha Civic Auditorium. Creighton opened the WNIT with a road trip to South Dakota State, where the Bluejays snapped the Jackrabbits' 12-game winning streak and 22-game home winning streak before falling in overtime at eventual champion Marquette in the second round of the WNIT. The Bluejays also snapped Illinois State's 14-game winning streak on Feb. 2, notching their first win over a top-25 opponent since 1999, and ended Evansville's 10-game win streak on Feb. 17. Creighton's win over Indiana State on Jan. 31 was Flanery's 100th career victory. The Bluejays led the MVC with 40.7 rebounds per game, while establishing school records with 892 defensive rebounds and 1,342 total rebounds on the year. Creighton also led the MVC with 222 three-pointers, as its 6.7 3FG/game ranked 27th in the NCAA. Ally Thrall was named First Team All-MVC after leading the MVC in minutes played and finishing with a career-high 125 assists. Sara Cain earned All-MVC Second Team honors, while Kelsey Woodard was named to the MVC All-Freshman Team and set a Valley record by earning league Newcomer of the Week honors six times during her rookie season.

2008-09 Creighton Bluejays



Back Row: Michelle Kaus, DaNae Moore, Kristina Voss, Kellie Nelson, Sam Schuett, Kelsey Woodard. Front Row: Chevelle Herring, Megan Neuvirth, Katie Frank, Kelsey Crites, Stephani Rhoten.

22-12 Overall • 14-4 MVC (2nd)

Creighton logged its second straight 20-win campaign and fifth 20-win season in an eight-year span. After a 2-6 start, the Bluejays went 20-6 to close out the season, including an appearance in the MVC Tournament title game and their sixth postseason appearance in eight years. The Bluejays posted a 14-4 record in MVC play, good for a second-place finish. Creighton managed success despite playing without two injured starters, as Sam Schuett missed the entire season and Michelle Kaus missed all but three games. Creighton was the top defensive team in the MVC, allowing 56 points per game to rank 31st in the NCAA. Creighton's 13.5 turnovers per game ranked eighth in the nation and its MVC-best 6.6 three-pointers per game ranked 32nd in the NCAA. An 11-game winning streak from Jan. 8 – Feb. 14 was the longest such streak under Jim Flanery, the best by a Bluejay team since the 1991-92 season and the longest MVC streak in CU history. Megan Neuvirth was named MVC Defensive Player of the Year, leading the conference in steals and rebounds and topping the team in assists and blocked shots. Her 325 rebounds established a school record and tied for the eighth most in MVC history, while she was one of five players in the NCAA to rank in the top-50 in steals and rebounds per game. The Bluejays hosted the first women's game played at CHI Health Center Omaha (vs. Drake, Feb. 27) and logged 11 straight wins to close out their use of the Omaha Civic Auditorium.

2009-10 Creighton Bluejays

Back Row: Jasmin Corbin, DaNae Moore, Sam Schuett, Kellie Nelson, Kelsey Woodard, Ally Jensen. Front Row: Chevelle Herring, Megan Neuvirth, Kelsey Crites, Katie Frank.

21-11 Overall • 13-5 MVC (2nd)

Creighton enjoyed its first season in D.J. Sokol Arena and Ryan Athletic Center by posting a 12-3 home record, including wins in its final seven home games of the year. The Bluejays captured their third consecutive 20-win season, finished second in the MVC regular-season for the second straight season and appeared in the MVC Tournament title game for the second consecutive year and the third time in a four-year span. The Bluejays led the MVC and ranked 21st in the NCAA with 7.3 three-pointers per game, making better than 200 threes in a season for the sixth time in a nine-year span.

Creighton repeated as the top defensive team in the MVC, allowing only 58.9 points per game, while ranking 22nd in the nation with only 14.7 turnovers per game. Sam Schuett finished 18th in the NCAA by shooting 42.2 percent from three-point range. She also made 40 consecutive free throw attempts to establish a school record during the season. Schuett was joined by Megan Neuvirth to become the first Bluejay duo to be named First Team All-MVC in the same season since 2005. Neuvirth, who was named MVC All-Defensive Team for the third time, finished her career with school records for career games played (130) and rebounds (929) – ninth in MVC history. Neuvirth, Chevelle Herring and Kelsey Woodard became the first trio in school history to each surpass 1,000 career points in the same season.

2010-11 Creighton Bluejays

Back Row: Jasmin Corbin, McKenzie Fujan, Riley Norman, Alyssa Kamphaus, Sarah Nelson, Carli Tritz, Jordan Garrison. Front Row: Ally Jensen, Kelsey Woodard, Kellie Nelson, Sam Schuett, DaNae Moore.

18-13 Overall • 12-6 MVC (T-2nd)

Creighton appeared in the WNIT for the fourth consecutive season, joining Kansas and Florida Gulf Coast as the only teams to do so. Seven of Creighton's 11 regular-season non-conference opponents advanced to the postseason, while the Bluejays' strength of schedule before MVC play began was a league-best 39th. Creighton was 12-3 at home, including its second game ever played at CHI Health Center Omaha against Kansas on Dec. 22. The Bluejays finished the season with eight straight home wins, including a 71-44 thrashing of Illinois State on senior day. Creighton led the MVC with 14.4 assists per game in conference play. The Bluejays tied a school record with 12 blocked shots at Missouri State on Feb. 27. Jim Flanery became just the seventh head coach in MVC history to reach 100 league wins when the Bluejays beat Wichita State 50-48 (Jan. 29) in the first overtime game played inside D.J. Sokol Arena. Flanery ended the season tied for second in school history with 170 overall victories. Carli Tritz was named MVC Freshman of the Year and All-MVC Honorable Mention after leading the team in assists, steals and field goal percentage. Kelsey Woodard earned First Team All-MVC honors, closing her career ranked third in school history and sixth in Valley history with 261 career three-pointers. Sam Schuett was named Second Team All-MVC and Sarah Nelson earned a spot on the MVC All-Freshman Team.

2013-14 Creighton Bluejays

Back Row: MC McGrory, Marissa Janning, Taylor Johnson, Alexis Akin-Otiko, Brianna Rollerson, Tessa Leytem, Sammy Jensen, Lauren Works. Front Row: Riley Norman, McKenzie Fujan, Sarah Nelson, Carli Tritz, Jordan Garrison, Alyssa Kamphaus.

20-14 Overall • 12-6 BIG EAST (T-3rd)

Creighton's first season as a member of the BIG EAST Conference saw the Bluejays reach the postseason for the seventh consecutive season, advancing to the second round of the WNIT. The Bluejays, however, fell in a road contest at South Dakota State, 62-51. Creighton posted impressive victories over Minnesota (63-52 on Nov. 16) as well as wins over each of their nine new conference foes in the BIG EAST. Creighton claimed its first BIG EAST meeting with DePaul thanks in large part to the individual effort of senior McKenzie Fujan, who scored 38 points. Fujan's effort was the sixth-highest point total in a single game. A little more than a month later, Fujan's sophomore teammate Marissa Janning equalled the feat with 38 points to lead Creighton past Georgetown (75-61 on Feb. 5). Janning went on to claim the BIG EAST Player of the Year as she led the conference with 19.9 ppg in league play.

Senior Sarah Nelson and Fujan also nabbed All-BIG EAST Second Team honors. Nelson closed her career with 1,472 points and 920 rebounds, becoming the just the third player in Bluejay history with at least 1,000 points and 900 rebounds. Janning topped the 1,000 point mark in Creighton's 77-51 win over Missouri in the opening round of the WNIT. With Janning, Nelson and senior Carli Tritz all over 1,000 points it was the first time since 2010 that the Bluejays could boast three players on the roster to reach that milestone.

2014-15 Creighton Bluejays

Back Row: Bailey Norby, Kylie Brown, Brianna Rollerson, Sydney Lamberty.
Middle Row: MC McGrory, Jade Owens, Tessa Leytem, Lauren Works.
Front Row: Myah Mellman, Taylor Johnson, Sammy Jensen,
Alexis Akin-Otiko, Marissa Janning.

17-14 Overall • 10-8 BIG EAST (T-5th)

Armed with five freshmen, Creighton battled through a tough non-conference schedule featuring games at No. 1 Connecticut, at No. 14 California as well as home contests against No. 12 Nebraska and Kansas. The Bluejays closed non-conference play with four straight victories, including an 84-81 win in overtime against the Jayhawks (Dec. 22). After splitting its first two games in BIG EAST action, Creighton stumbled to a 2-5 conference start. Head coach Jim Flanery rallied his team as the Bluejays posted six straight wins, highlighted by consecutive road victories at St. John's (75-50 on Feb. 6) and at Seton Hall (81-73 on Feb. 8). The Bluejays went on to earn the No. 5 seed in the BIG EAST Championship, but fell to No. 4 St. John's in a hotly contested quarterfinal game. The season continued 11 days later as Creighton qualified for its eighth consecutive postseason, reaching the WNIT for the second straight season. The Bluejays drew the South Dakota Coyotes, but the road conditions in the DakotaDome proved too much. Junior Marissa Janning led the Bluejays with 483 points (15.6 per game) during the season, earning her second consecutive selection to the All-BIG EAST First Team. Senior Alexis Akin-Otiko and freshman Sydney Lamberty both joined Janning in claiming postseason honors. Akin-Otiko was the BIG EAST's Most Improved Player and was selected to the All-BIG EAST Second Team. Lamberty, meanwhile, claimed six Freshman of the Week honors and was named to the BIG EAST All-Freshman Team.

2015-16 Creighton Bluejays

Left to Right: Aimee Rischard, Myah Mellman, Marissa Janning,
Tessa Leytem, Sydney Lamberty, Audrey Faber, Kylie Brown,
Brianna Rollerson, Ali Greene, Bailey Norby, Jaylyn Agnew,
Lauren Works, MC McGrory, Olivia Elger, Jade Owens.

17-18 Overall • 8-10 BIG EAST (T-5th)

The tandem of senior Marissa Janning and top-100 recruit Audrey Faber gave the Bluejays high hopes entering the 2015-16 season. The first two games of the season supported Creighton's hopes as the Bluejays easily handled Wichita State and Marist. Prior to a contest at Drake the injury bug bit Creighton as center Brianna Rollerson suffered a Jones fracture. After a stumble against the Bulldogs, Creighton downed East Carolina by 25 in the opening game of the Lone Star Showcase. Two games later, however, another injury struck as Janning suffered a broken left fibula. Playing without two players expected to see significant minutes per game, the Bluejays regrouped to finish non-conference play at 6-6. The opening of BIG EAST play dealt the Bluejays a new challenge, as Creighton dropped its first three contests. Facing a road contest at Villanova, the Bluejays regrouped behind MC McGrory as the Minnesota native exploded for 22 points to guide Creighton to its first win at the Pavilion. The Bluejays went on to take four straight to move over .500. The roller coaster ride of a season continued as Creighton dropped seven of the next 10 contests to fall to 7-10 in the BIG EAST and 13-16 overall.

Faced with missing the postseason for the first time since 2007, the Bluejays answered the challenge. Creighton's climb began with a 64-57 victory at St. John's on the Red Storm's senior night. Securing the No. 7 seed in the BIG EAST Tournament, the Bluejays defeated No. 10 Providence in the opening round, 70-53. The following night Creighton downed second-seeded Villanova for the third time, 57-48, behind another 20-point effort by McGrory. Playing their third game in three nights, the Bluejays became eligible for the postseason with a 77-56 win over No. 3 Seton Hall as Creighton advanced to the championship game against St. John's. The Red Storm ended Creighton's magical run, 50-37. Creighton drew a road contest with the eventual WNIT champion, South Dakota, in the opening round. Despite an impressive effort Creighton saw its season end for the second consecutive year in the DakotaDome, 74-68.

2020-21 Creighton Bluejays

Top Row (Left to Right): Mallory Brake, Mykel Parham, Emma Ronsiek, Jayme Horan, Carly Bachelor, Morgan Maly.
Bottom Row (Left to Right): Rachael Saunders, DeArica Pryor, Payton Brotzki, Gracey Griglione, Temi Carda, Chloe Dworak, Molly Mogensen, Tatum Rembao.

10-12 Overall • 6-7 BIG EAST (6th)

Although the gap between games was just 263 days, basketball felt the loss of the Covid-19 pandemic as hard as any sport, seeing the 2019-20 postseason washed away. The 2020-21 regular-season was severely impacted, as players were asked to wear masks on the bench and some chose to wear them while playing. Creighton dropped its first three contests, then watched as its BIG EAST opener at Xavier was cancelled as the Bluejays warmed up due to a positive test within the Musketeer program. Creighton picked up back-to-back victories over Butler and Nebraska in early December.

The winning momentum was halted as Creighton saw three members of the rotation sidelined by injuries in a Dec. 17th battle at No. 3 Connecticut. Following a win in rescheduled road game at Xavier on Jan. 3, the Bluejays went on nearly a month-long pause of their own. Finally able to find their rhythm in early February, Creighton's young core delivered an overtime road win at Seton Hall (Feb. 13) and upset No. 19 DePaul in Wintrust Arena on Feb. 20. The highlight of the season came in the BIG EAST Tournament with consecutive victories over Georgetown and Seton Hall. After bowing out to Marquette in the BIG EAST Semifinals, the Bluejays accepted a bid to play in the WNIT. Creighton bested Bowling Green in the opening round, then dropped a battle with Northern Iowa by just one point.

Bluejays at Home

Creighton women's basketball will be playing its 17th season at D.J. Sokol Arena in 2025-26.

D.J. Sokol Arena in the Wayne and Eileen Ryan Athletic Center opened to rave reviews during the 2009-10 season. It has provided a unique game atmosphere and powerful home court advantage while helping the Bluejays post a 156-51 (.754) record in the first 16 seasons.

The opening of D.J. Sokol Arena ended 18 seasons without playing a home game on campus. Creighton played at nine off-campus sites as well as two venues on-campus in their first 36 seasons (1973-74 to 2008-09).

Despite splitting time between 12 locations for almost four decades, the Bluejays still have impressive success at home. The Bluejays own a .734 home winning percentage all-time, going 468-170 in recorded history, including four undefeated home seasons (1984-85, 1985-86, 1986-87 and 1991-92) and home court winning streaks of 23, 29 and 44 games. The Bluejays are 229-77 (.748) at home under head coach Jim Flanery.

Before moving to D.J. Sokol Arena, the Bluejays ended their run at the Omaha Civic Auditorium with 11 straight victories, defeating UC Riverside, 64-51, on March 21, 2009, in the first round of the WNIT to conclude play at the Civic with a 213-88 (.708) record.

In the 1970s, the Bluejays played their home games at the Civic Auditorium and the Vinardi Athletic Center on campus. Creighton notched 92 home victories in the 1980s, primarily playing at the Civic and the Kiewit Fitness Center on campus, putting together a school-record streak of 44 consecutive wins from Feb. 4, 1984 to Feb. 24, 1987.

In 1992, the Bluejays hosted Long Beach State in the first round of the NCAA Tournament, defeating the 49ers before a crowd of 3,502 at the Civic. Creighton played before 4,439 fans – the largest crowd in their home history on March 31, 2003, when they hosted Auburn in the WNIT Semifinals. In the debut season of D.J. Sokol Arena, the Bluejays knocked off Stephen F. Austin in the first round of the WNIT to welcome postseason play to the new venue.

The Bluejays won 101 home games between 2000-09, including one of the nation's longest home court winning streaks of 23 games from 2001 through 2003.

The Bluejays logged back-to-back 9-0 home records (2001-02 & 2002-03) in Missouri Valley Conference (MVC) play, helping them post 28 consecutive home conference wins from 2001 through 2004, the second-longest such streak in MVC history. The Bluejays repeated the undefeated conference mark (9-0) in 2012-13, Creighton's final year as a member of the MVC.

In the 2016-17 season, Creighton went 12-1 at D.J. Sokol Arena, including 8-1 in BIG EAST play.

During the 2024-25 campaign, the Bluejays went 11-0 at D.J. Sokol Arena, while the lone home loss came at the CHI Health Center Omaha. Creighton enters the 2025-26 season with a win streak at D.J. Sokol Arena of 18 games, dating back to a Jan. 3, 2024 loss to Connecticut.

The Bluejays at Home

Year	Overall Record	Home	Overall Conf. Record	Home	Avg. Att.
1973-74	11-6	8-1	—	—	
1974-75	5-8	4-2	—	—	
1975-76	10-8	NA	—	—	
1976-77	10-10	6-2	—	—	
1977-78	12-8	5-1	—	—	
1978-79	11-9	7-5	—	—	
1979-80	11-10	6-2	—	—	
1980-81	10-22	7-9	—	—	
1981-82	6-21	3-9	—	—	
1982-83	17-11	10-4	—	—	
1983-84	18-10	8-1	—	—	
1984-85	21-6	13-0	—	—	571
1985-86	20-8	10-0	—	—	646
1986-87	23-7	16-0	—	—	450
1987-88	15-13	12-3	4-6	3-2	265
1988-89	6-21	5-7	2-8	2-3	315
1989-90	10-17	6-7	2-8	2-3	293
1990-91	22-7	13-1	11-1	6-0	307
1991-92	28-4	15-0	13-1	7-0	458
1992-93	20-8	12-2	12-4	8-0	469
1993-94	24-7	10-2	14-2	7-0	732
1994-95	18-9	11-1	12-6	8-1	1,061
1995-96	15-13	7-5	10-8	7-2	527
1996-97	8-19	4-8	7-11	3-6	677
1997-98	16-12	8-4	11-7	7-2	810
1998-99	16-14	6-6	9-9	4-5	742
1999-00	12-15	6-6	7-11	4-5	721
2000-01	17-11	10-4	11-7	5-4	852
2001-02	24-7	11-1	16-2	9-0	1,339
2002-03	24-9	13-1	13-5	9-0	1,861
2003-04	24-9	12-1	15-3	8-1	1,690
2004-05	19-10	12-3	13-5	8-1	1,173
2005-06	8-21	5-7	5-13	3-6	868
2006-07	13-19	7-7	8-10	5-4	874
2007-08	21-12	11-1	12-6	8-1	1,051
2008-09	22-12	12-4	14-4	8-1	993
2009-10	21-11	12-3	13-5	7-2	1,039
2010-11	18-13	12-3	12-6	8-1	1,145
2011-12	20-13	9-4	11-7	7-2	892
2012-13	25-8	11-2	15-3	9-0	1,097
2013-14	20-14	13-2	12-6	8-1	1,072
2014-15	17-14	9-5	10-8	5-4	1,070
2015-16	17-18	8-5	8-10	5-4	1,038
2016-17	24-8	12-1	16-2	8-1	1,079
2017-18	19-13	10-3	11-7	7-2	976
2018-19	15-16	6-7	8-10	4-5	1,089
2019-20	19-11	10-3	11-7	6-3	1,004
2020-21	10-12	2-5	6-7	1-4	206
2021-22	23-10	12-3	15-5	8-2	1,011
2022-23	22-9	9-4	15-5	7-3	1,436
2023-24	26-6	11-2	15-3	8-1	1,691
2024-25	26-7	11-1	16-2	8-1	2,417
Totals	**889-596**	**468-170**	**415-230**	**237-83**	

Round	Opponent	Result
	1993 (MVC) • at Omaha, Neb. • No. 2 Seed	
Q	Northern Iowa	W, 86-73
S	Southern Illinois	L, 69-71 (ot)
	1994 (MVC) • at Springfield, Mo. • No. 2 Seed	
Q	Illinois State (in Omaha)	W, 75-44
S	Indiana State	W, 93-78
C	Missouri State	L, 71-88
	1995 (MVC) • at Springfield, Mo. • No. 4 Seed	
Q	Wichita State	L, 68-70
	1996 (MVC) • at Des Moines, Iowa • No. 4 Seed	
Q	Drake	W, 70-68
S	Missouri State	L, 54-66
	1997 (MVC) • at Springfield, Mo. • No. 8 Seed	
Q	Drake	L, 68-86
	1998 (MVC) • at Springfield, Mo. • No. 3 Seed	
Q	Wichita State	W, 83-60
S	Missouri State	L, 69-83
	1999 (MVC) • at Des Moines, Iowa • No. 7 Seed	
Q	Drake	W, 73-62
S	Indiana State	W, 76-54
C	Evansville	L, 72-75 (ot)
	2000 (MVC) • at Springfield, Mo. • No. 6 Seed	
Q	Missouri State	L, 53-72
	2001 (MVC) • at Springfield, Mo. • No. 4 Seed	
Q	Evansville	L, 70-76
	2002 (MVC) • at Springfield, Mo. • No. 1 Seed	
Q	Indiana State	W, 79-65
S	Evansville	W, 69-52
C	Drake	W, 77-74
	2003 (MVC) • at Des Moines, Iowa • No. 1 Seed	
Q	Illinois State	W, 70-54
S	Missouri State	L, 70-81
	2004 (MVC) • at Springfield, Mo. • No. 2 Seed	
Q	Northern Iowa	L, 65-71
	2005 (MVC) • at Normal, Ill. • No. 3 Seed	
Q	Drake	L, 44-61
	2006 (MVC) • at Springfield, Mo. • No. 9 Seed	
1	Southern Illinois	W, 54-51
Q	Indiana State	L, 51-73
	2007 (MVC) • at Des Moines, Iowa • No. 6 Seed	
Q	Indiana State	W, 69-65
S	Illinois State	W, 59-56
C	Drake	L, 64-65 (ot)
	2008 (MVC) • at St. Charles, Mo. • No. 4 Seed	
Q	Missouri State	W, 56-49
S	Illinois State	L, 60-68
	2009 (MVC) • at St. Charles, Mo. • No. 2 Seed	
Q	Wichita State	W, 49-41
S	Drake	W, 53-35
C	Evansville	L, 45-47

Round	Opponent	Result
	2010 (MVC) • at St. Charles, Mo. • No. 2 Seed	
Q	Drake	W, 65-62
S	Wichita State	W, 76-59
C	Northern Iowa	L, 53-54
	2011 (MVC) • at St. Charles, Mo. • No. 4 Seed	
Q	Wichita State	L, 52-58
	2012 (MVC) • at St. Charles, Mo. • No. 4 Seed	
Q	Northern Iowa	W, 53-46
S	Missouri State	W, 56-47
C	Drake	W, 53-38
	2013 (MVC) • at St. Charles, Mo. • No. 2 Seed	
Q	Southern Illinois	W, 60-43
S	Illinois State	L, 61-64 (ot)

Round	Opponent	Result
	2014 (BIG EAST) • at Rosemont, Ill. • No. 3 Seed	
Q	Butler	W, 61-52
S	St. John's	L, 63-68 (2ot)
	2015 (BIG EAST) • at Rosemont, Ill. • No. 5 Seed	
Q	St. John's	L, 54-57
	2016 (BIG EAST) • at Chicago, Ill. • No. 7 Seed	
1st	Providence	W, 70-53
Q	Villanova	W, 57-48
S	Seton Hall	W, 77-56
C	St. John's	L, 37-50
	2017 (BIG EAST) • at Milwaukee, Wis. • No. 2 Seed	
Q	Butler	W, 64-55
S	Marquette	L, 65-72
	2018 (BIG EAST) • at Chicago, Ill. • No. 4 Seed	
Q	St. John's	W, 66-58
S	Marquette	L, 70-76
	2019 (BIG EAST) • at Chicago, Ill. • No. 6 Seed	
Q	Butler	W, 60-51
S	DePaul	L, 69-80
	2020 (BIG EAST) • at Chicago, Ill. • No. 6 Seed	
Q	St. John's	L, 54-70
	2021 (BIG EAST) • at Uncasville, Conn. • No. 7 Seed	
1st	Georgetown	W, 56-42
Q	Seton Hall	W, 83-76
S	Marquette	L, 59-64
	2022 (BIG EAST) • at Uncasville, Conn. • No. 3 Seed	
Q	Seton Hall	L, 65-66
	2023 (BIG EAST) • at Uncasville, Conn. • No. 3 Seed	
Q	Seton Hall	W, 75-74 (ot)
S	#10 Villanova	L, 61-63
	2024 (BIG EAST) • at Uncasville, Conn. • No. 2 Seed	
Q	Seton Hall	W, 72-65
S	Georgetown	L, 46-55
	2025 (BIG EAST) • at Uncasville, Conn. • No. 2 Seed	
Q	Georgetown	W, 72-70
S	Seton Hall	W, 73-44
C	#3 Connecticut	L, 50-70

Conference Tournament Records

Points Scored

Game:	39, Christy Neneman vs. Drake, 3/9/02
Tournament:	75, Christy Neneman, 2002
Career:	***137, Morgan Maly, 2020-25***

Scoring Average (Min. Two Games)

Tournament:	25.0, Christy Neneman, 2002
Career:	18.6, Christy Neneman, 2001-04

Field Goals Made

Game:	14, Christy Neneman vs. Drake, 3/9/02
Tournament:	29, Christy Neneman, 2002
Career:	***50, Lauren Jensen, 2021-25***

Field Goals Attempted

Game:	21, Sydney Lamberty at Marquette, 3/6/17
	21, Carrie Welle vs. Drake, 3/7/96
	21, Christy Neneman vs. Drake, 3/9/02
Tournament:	57, MC McGrory, 2016
Career:	***117, Morgan Maly, 2020-25***

Field Goal Percentage (Min. 8 att.)

Game:	.800 (12-15), Jaylyn Agnew vs. DePaul, 3/11/19
	.800 (8-10), Carrie Welle vs. Missouri State, 3/6/98
Tournament:	.800 (8-10), MC McGrory, 2014
Career:	.600 (33-55), Jenny Olson, 1993-95

Three-Point Field Goals

Game:	8, Dayna Finch vs. Indiana State, 3/7/02
Tournament:	9, Dayna Finch, 2002
Career:	***19, Morgan Maly, 2020-25***
	19, Jaylyn Agnew, 2016-20

Three-Point Field Goal Attempts

Game:	12, (3x) last by Ally Jensen vs. Drake, 3/12/10
Tournament:	21, Chevelle Herring, 2009
Career:	***61, Morgan Maly, 2020-25***

Three-Point FG Percentage (Min. 3 att.)

Game:	1.000 (4-4), Three Times in 2024
Tournament:	1.000 (8-8), Emma Ronsiek, 2024
Career:	.615 (8-13), Jessica Leix, 1997-99

Free Throws

Game:	11, Temi Carda vs. Georgetown, 3/5/21
Tournament:	25, Temi Carda, 2021
Career:	34, Chevelle Herring, 2006-10

Free Throw Attempts

Game:	15, Carrie Welle vs. Missouri State, 3/6/98
Tournament:	24, Carrie Welle, 1998,
	Carli Tritz, 2012
Career:	43, Chevelle Herring, 2006-10

Free Throw Percentage (Min. 7 att.)

Game:	1.000, Jaylyn Agnew (8-8) vs. St. John's, 3/4/18
	1.000, Laura Spanheimer (7-7) vs. Illinois State, 3/13/03
	1.000, Lauren Jensen (7-7) vs. #10 Villanova, 3/5/23
	1.000, Kris Kugel (7-7) vs. Missouri State, 3/12/94
Tournament:	1.000 (11-11), Kris Kugel, 1994
Career:	***.947 (18-19), Lauren Jensen, 2021-25***

Bold Italics Indicates = During 2024-25 season

Rebounds

Game:	15, Sydney Lamberty at Marquette, 3/6/17
Tournament:	30, Megan Neuvirth, 2009
Career:	84, Megan Neuvirth, 2007-10

Rebounding Average (Min. Two Games)

Tournament:	12.5, Sydney Lamberty, 2017
Career:	8.3, Christy Neneman, 2001-04

Assists

Game:	11, Mindy Hendrickson vs. UNI, 3/4/93
Tournament:	15, Mindy Hendrickson, 1993
	15, Becky Flynn, 1994
Career:	33, Sydney Lamberty, 2015-18

Blocked Shots

Game:	6, Sarah Nelson vs. Missouri State, 3/10/12
Tournament:	9, Sarah Nelson, 2012
	9, Jenny Olson, 1994
Career:	17, Sarah Nelson, 2010-14

Steals

Game:	8, Tracy Landuyt vs. Illinois State, 3/8/94
Tournament:	14, Megan Neuvirth, 2007
Career:	25, Megan Neuvirth, 2007-10

Minutes Played

Game:	47, Marissa Janning vs. St. John's, 3/10/14
Tournament:	147, Jade Owens, 2016
Career:	347, Audrey Faber, 2016-19

Team Game Records

Most Points: 93 vs. Indiana State, 3/11/94
Fewest Points: 37 vs. St. John's, 3/8/16
Most Points Allowed: 88, Missouri State, 3/12/94
Fewest Points Allowed: 35, Drake, 3/14/09

Field Goals Made: 35 vs. Indiana State, 3/11/94
FG Attempts: 71 vs. Missouri State, 3/14/03
FG Pct.: .538 (28-52) vs. DePaul, 3/11/19

3-Point Field Goals: 13 vs. Seton Hall, 3/4/23
3-Point FGA: 40 vs. Seton Hall, 3/4/23
3-Point FG Pct.: .667 (8-12) vs. DePaul, 3/11/19
.667 (10-15) vs. Wichita State, 3/5/98

Free Throws Made: 25 vs. Drake, 3/6/97
FTs Attempted: 32 vs. Wichita State, 3/13/10
FT Pct.: 100.0 (11-11) vs. Georgetown, 3/10/24

Rebounds: 50 vs. Missouri State, 3/14/08
Rebound Margin: +17 vs. Villanova, 3/6/16
Rebounds Allowed: 51, Evansville, 3/6/99
Rebound Deficit: -25 vs. Northern Iowa, 3/11/04

Assists: 24 vs. Northern Iowa, 3/4/93
Turnovers: 24 (3x) last vs. Indiana State, 3/10/06
Blocked Shots: 11 vs. Illinois State, 3/8/94
Steals: 19 vs. Illinois State, 3/8/94

D.J. Sokol Arena Records

Head coach Jim Flanery is interviewed following a televised home game.

Kellie Nelson jumps center in the first regular-season contest at D.J. Sokol Arena.

The Bluejays shot an arena record 64.0 percent from the field against Wichita State on Jan. 7, 2010.

Creighton All-Time D.J. Sokol Arena Records
Record at D.J. Sokol Arena: 156-51 (.754)
Record vs. AP Ranked Teams: 6-17 (.261)
Overtime Record: 7-1 (.875)

Creighton Single-Season D.J. Sokol Arena Team Records
Home Victories in a Season: 13 in 2013-14
Home Winning Percentage in a Season: ***1.000 (11-0) in 2024-25***
Home Games in a Season: 15 in 2009-10, 2013-14 & 2021-22

D.J. Sokol Arena Firsts
First Game: Arkansas State at Creighton, Nov. 13, 2009
First Creighton Win: Creighton 77, Arkansas State 54, Nov. 13, 2009
First Creighton Loss: #15 Oklahoma 67, Creighton 58, Dec. 20, 2009
First Ranked Opponent: #15 Oklahoma 67, Creighton 58, Dec. 20, 2009
First Morning Tipoff: Creighton 42, Evansville 41, Feb. 13, 2010 (11:05 am)
First Regional TV Broadcast: Creighton 74, Drake 61, Jan. 29, 2010 (Fox Sports Net)

D.J. Sokol Arena Bluejay Firsts From First Regular-Season Game (Nov. 13, 2009 vs. Arkansas State)
First FG Attempt: Sam Schuett, 19:02 first half
First Made FG: Kelsey Woodard, 12:23 first half
First 3FG Attempt: Megan Neuvirth, 18:30 first half
First Made 3FG: Kelsey Woodard, 12:23 first half
First FT Attempt: Kellie Nelson, 11:15 first half
First Made FT: Kellie Nelson, 11:15 first half
First Rebound: Kellie Nelson, 18:08 first half
First Assist: Chevelle Herring, 12:23 first half
First Steal: Sam Schuett, 8:09 first half
First Turnover: Chevelle Herring, 16:43 first half
First Blocked Shot: Kelsey Woodard, 4:31 first half
First Foul: Megan Neuvirth, 17:15 first half

Creighton Single-Game D.J. Sokol Arena Records
Margin of Victory: 53, Creighton (115) vs. Northern Iowa (62), Dec. 3, 2023
Margin of Defeat: 44, #12 Connecticut (94), Creighton (50), Jan. 3, 2024
Most Points in a Game: 115 vs. Northern Iowa, Dec. 3, 2023
Fewest Points in a Game: 38 vs. St. John's, Jan. 11, 2015
Most Points in a Half: 58 vs. Northern Iowa, Dec. 3, 2023 (2nd half)
Fewest Points in a Half: 11 vs. #3 Notre Dame, Dec. 4, 2011 (1st half)
Most Combined Points, Two Teams: 177, Creighton (115) vs. Northern Iowa (62), Dec. 3, 2023
Fewest Combined Points, Two Teams: 83, Creighton (42) vs. Evansville (41), Feb. 13, 2010
Most Field Goals Made: 43 vs. Northern Iowa, Dec. 3, 2023
Fewest Field Goals Made: 10 vs. Bradley, Jan. 22, 2010
Most Field Goals Attempted: 80 vs. Marquette, Feb. 22, 2015
Best Field Goal Percentage, Game: 64.0 vs. Wichita State, Jan. 7, 2010 (32-50)
Worst Field Goal Percentage, Game: 22.7 vs. Bradley, Jan. 22, 2010 (10-44)
Best Field Goal Percentage, Half: 72.7 vs. Wichita State, Jan. 7, 2010 (16-22, 2nd half)
Worst Field Goal Percentage, Half: 15.0 vs. #3 Notre Dame, Dec. 4, 2011 (3-20, 1st half)
3FG Made: 22 vs. Butler, Feb. 13, 2022
3FG Attempted: 49 vs. Butler, Feb. 13, 2022
3FG Percentage: 60.6 (20-of-33) vs. Northern Iowa, Dec. 3, 2023
Most Free Throws Made: 34 vs. Bradley, Jan. 22, 2010
Fewest Free Throws Made: 1 vs. Seton Hall, Jan. 11, 2023; 1 vs. # 12 Nebraska, Dec. 11, 2014 (1-2);
Most Free Throw Attempts: 48 vs. Bradley, Jan. 22, 2010
Fewest Free Throw Attempts: 2 (2x), vs. #18 DePaul, Dec. 22, 2020; vs. # 12 Nebraska, Dec. 11, 2014 (1-2)
Free Throw Percentage (Min. 10 attempts): 100.0 vs. Drake, Nov. 25, 2020 (14-14); 100.0 vs. DePaul, March 3, 2019 (18-18); 100.0 vs. Villanova, Jan. 29, 2016 (12-12)
Rebounds: 56 vs. Providence, Feb. 15, 2014
Rebound Margin: +22 vs. Providence, Feb. 15, 2014 (56-34); +22 vs. Wichita State, Jan. 7, 2010
Assists: 30 vs. Butler, Feb. 13, 2022 (33 made field goals)
Most Turnovers: 25 vs. #3 Notre Dame, Dec. 4, 2011
Fewest Turnovers: 2 vs. Utah, Nov. 20, 2014
Blocked Shots: 15 vs. Butler, Dec. 28, 2016
Steals: 15 vs. Southern Illinois, Feb. 3, 2011
Most Fouls: 24 vs. Marquette, Jan. 7, 2018
Fewest Fouls: ***8 vs. Wyoming, Dec. 17, 2024,*** 8 vs. South Dakota State, Dec. 21, 2023

Bold Italics Indicates 2024-25 game

Opponent Single-Game Records
Most Points in a Game: 94 by #12 Connecticut, Jan. 3, 2024
Fewest Points in a Game: 33 by Evansville, Jan. 12, 2012
Most Points in a Half: 53 (2x) by #12 Connecticut, Jan. 3, 2024 (1st half); by Marquette, Jan. 7, 2018 (2nd half)
Fewest Points in a Half: 13 by Georgetown, Jan. 6, 2019 (2nd half); 13 by Drake, Dec. 31, 2011 (1st half)
Most Field Goals Made: 35 by #13 Florida State, Dec. 21, 2017
Fewest Field Goals Made: 13 (5x) last by Georgetown, Feb. 18, 2023
Field Goals Attempted: 74 (2x) last by Marquette, Feb. 19, 2016
Best Field Goal Percentage, Game: 59.1 by St. John's, Jan. 11, 2015 (26-44)
Worst Field Goal Percentage, Game: 21.7 by Southern Illinois, Feb. 11, 2010 (13-60)
Best Field Goal Percentage, Half: 73.9 by St. John's, Jan. 11, 2015 (17-23, 2nd half)
Worst Field Goal Percentage, Half: 14.7 by Evansville, Feb. 13, 2010 (5-34, 1st half)
3-Pt. Field Goals Made: 14 by DePaul, Jan. 10, 2018
3-Pt. Field Goals Attempted: 34 by Xavier, Jan. 18, 2019
3-Pt. Field Goal Percentage (Minimum Five Attempts): 66.7 by Kansas State, Nov. 23, 2009 (8-12)
Most Free Throws Made: 29 by Marquette, Jan. 7, 2018
Fewest Free Throws Made: 1 (2x) by Marquette, Jan. 3, 2020; by Villanova, Jan. 9, 2015
Most Free Throw Attempts: 33 by Marquette, Jan. 7, 2018
Fewest Free Throw Attempts: 2 (3x) by Marquette, Jan. 8, 2023; by #18 DePaul, Dec. 22, 2020; by Villanova, Jan. 9, 2015
Free Throw Percentage (Min. 10 attempts): 100.0 by #10 Connecticut, Feb. 2, 2022 (11-11)
100.0 by Providence, Feb. 10, 2021 (14-14); 100.0 by South Dakota State, Dec. 15, 2017 (13-13)
Rebounds: 59 by #8 Connecticut, Dec. 28, 2022
Rebound Margin: +32 by #8 Connecticut, Dec. 28, 2022 (59-27)
Assists: 25 by DePaul, Jan. 10, 2018 (31 field goals)
Most Turnovers: 27 by Davidson, Nov. 15, 2009
Fewest Turnovers: 4 by Marquette, Jan. 7, 2018
Blocked Shots: 8 by Xavier, Jan. 24, 2020
Steals: 19 by North Carolina State, Nov. 27, 2011
Most Fouls: 32 by Bradley, Jan. 22, 2010
Fewest Fouls: 6 by Xavier, Jan. 8, 2016

Creighton Individual Game Records
Points: 43 by Jaylyn Agnew vs. Georgetown, March 1, 2020
Field Goals Made: 15 by Jaylyn Agnew vs. Georgetown, March 1, 2020
Field Goals Attempted: 25 by Jaylyn Agnew vs. Georgetown, March 1, 2020
Field Goals Without a Miss (Minimum Five Attempts): 5 by Brittany Harshaw vs. Northern Iowa, Dec. 3, 2023;
5 by Kiani Lockett vs. Northern Iowa, Dec. 3, 2023; 5 by Sarah Nelson vs. Wichita State, Jan. 29, 2011
3-Pt. Field Goals Made: ***8 by Morgan Maly vs. Marquette, Jan. 8, 2025;*** 8 by Jaylyn Agnew vs. Georgetown, March 1, 2020
3-Pt. Field Goals Attempted: 17 by Jaylyn Agnew vs. Georgetown, March 1, 2020
3-Pt. Field Goals Without a Miss (Minimum Five Attempts): 6 by Alexis Akin-Otiko vs. #12 Nebraska, Dec. 11, 2014
Free Throws Made: 13 by Marissa Janning vs. Brigham Young, Dec. 7, 2013
Free Throws Attempted: 14 (3x) last by Marissa Janning vs. Butler, Dec. 28, 2016
Free Throws Without a Miss: 12 by Morgan Maly vs. No. 21 Arkansas, Dec. 17, 2022
Rebounds: 17 by Sarah Nelson vs. South Dakota, Nov. 22, 2011
Assists: 14 by Tatum Rembao vs. #18 DePaul, Dec. 22, 2020
Blocked Shots: 7 by Emma Ronsiek vs. South Dakota State, Dec. 21, 2023
Steals: 6 (3x) last by Rachael Saunders vs. Villanova, Feb. 28, 2020
Minutes Played: 49 by Sydney Lamberty vs. Northern Iowa, Nov. 21, 2017
Turnovers: 9 by McKenzie Fujan vs. DePaul, Jan. 4, 2014

Opponent Individual Game Records
Points*:* 41 by Aneesah Morrow, DePaul, Feb. 27, 2022
Field Goals Made: 16 by Aneesah Morrow, DePaul, Feb. 27, 2022
Field Goals Attempted: 26 by Aneesah Morrow, DePaul, Feb. 27, 2022
Field Goals Without a Miss (Minimum Five Attempts):
5 by Dominique Vitalis, Georgetown, Jan. 31, 2016***;*** 5 by Stephanie Running, Drake, March 3, 2013; by Jordann Plummer, Drake, Jan. 29, 2010
3-Pt. Field Goals Made: 6 by Aneesah Morrow, DePaul, Feb. 1, 2023
3-Pt. Field Goals Attempted: 13 by Aneesah Morrow, DePaul, Feb. 1, 2023
3-Pt. Field Goals Without a Miss (Minimum Four Attempts): 4 (2x) last by Naira Caceres, Butler, Jan. 26, 2020
Free Throws Made: 13 (3x) last by Marté Grays, DePaul, March 3, 2019
Free Throws Attempted: 14 Jade Walker, St. John's, Feb. 19, 2017
Free Throws Without a Miss: 9 by Lauren Wasylson, Xavier, Feb. 17, 2019; 9 by Danielle King, Marquette, Jan. 7, 2018
Rebounds: 20 by Aailyah Edwards, #8 Connecticut, Dec. 28, 2022
Assists: 12 by Darione Rogers, DePaul, Feb. 1, 2023
Blocked Shots: ***5 (3x) last by Anna Miller, Drake, Nov. 11, 2024***
Steals: 7 by A'riana Grary, Xavier, Jan. 18, 2019; 7 by Daisha Simmons, Seton Hall, Dec. 3, 2014
Minutes Played: 47 by Ellie Howell, Northern Iowa, Nov. 21, 2017
Turnovers: 8 by Kristin Turk, Drake, Dec. 31, 2010; 8 by Sidney Goins, Southern Illinois, Feb. 3, 2011

Jaylyn Agnew delivered five arena records, including 43 points in a win over Georgetown during Senior Day on March 1, 2020.

Rachael Saunders nabbed six steals to help lift Creighton past Villanova on Feb. 28, 2020.

Emma Ronsiek set the arena mark with seven blocks against South Dakota State on Dec. 21, 2023.

Bold Italics Indicates 2023-24 game

All-Time Alphabetical Roster

• A •

Adair, Mercedes	1993-94
Agnew, Jaylyn	2015-20
Akin-Otiko, Alexis	2011-15
Allard, Amy	1982-86
Allen, Taya	1998-01
Aman, Carrie	1990-91
Anderson, Julie	1976-78
Argianas, Jennifer	1991-92
Atkins, Tessa	1997-98

• B •

Bachelor, Carly	2019-23
Barr, Kelly	1993-96
Barz, Janelle	1981-83
Beideck, Diane	1989-90
Berry, Cheryl	1987-90
Beyerhelm, Ruth	1980-83
Bierle, Patty	1978-79
Bierle, Peggy	1978-79
Birdsall, Brigid	1978-79
Bloomquist, Candace	1997-01
Boffeli, Grace	***2025-present***
Bonin, Theresa	1977-79
Bottoms, Melanie	1976-77
Boukal, Kathy	1973-75
Brake, Mallory	2020-25
Bronson, Tyrai	2004-08
Brotzki, Payton	2018-22
Brouillette, JoAnn	1979-80
Brown, Kylie	2014-18
Budak, Leslie	1992-96
Burns, Jenny	1999-03
Bush, Brandy	2002-06
Buysse, Lisa	1997-01

• C •

Cain, Sara	2004-08
Campa, Krystle	2001-03
Carda, Temi	2017-20
Caskey, Bonnie	1976-78
Castro, Deanna	2003-06
Cenac, Tanya	1997-01
Chaloupka, Annie	1984-85
Christy, Jil	1977-78
Chvatal, Donna	1982-86
Cizek, Sara	1998-02
Connally, Rose	1974-75
Conrad, Jean	1974-78
Cooper, Avery	***2025-present***
Corbin, Jasmin	2009-13
Cox, Brenda	1978-79
Crites, Kelsey	2005-10
Cronstrom, Karen	1978-79
Crowley, Ann	1973-74

• D •

Dacic, Tara	***2025-present***
Demuth, Lisa	1990-92
Deo, Lori	1976-77
Dow, Alita	1973-74
Ducey, Marjie	1976-78
Dworak, Chloe	2018-22
Dzik, Chellee	1984-85

• E •

Elger, Olivia	2015-20
Elliott, Erin	1997-99
Ensign, Janet	1983-87
Erickson, Christy	2001-06

• F •

Faber, Audrey	2015-19
Ferguson, Laura	2000-03
Finch, Dayna	2000-04
Flynn, Becky	1992-96
Frank, Katie	2006-10
Freund, Gretchen	1987-91
Fujan, McKenzie	2010-14

• G •

Garrison, Jordan	2010-14
Gebhart, Laura	1991-95
Gentry, Elizabeth	***2024-present***
Gessert, Neleigh	***2025-present***
Gessert, Norah	***2025-present***
Gidding, Deb	1973-74
Gilroy, Kim	1985-87
Gnadt, Janet	1979-81
Golladay, Sydney	2024-25
Gonder, Joellen	1981-83
Gradoville, Pam	1984-88
Greene, Ali	2015-19
Griglione, Gracey	2017-21

• H •

Hafer, Kristen	1995-99
Halligan, Kathy	1988-92
Haran, Meg	1982-84
Harshaw, Brittany	2022-24
Hayden, Chris	1980-83
Heathcock, Allison	***2024-present***
Heggem, Darla	1986-88
Hendrickson, Mindy	1989-93
Henry, Abby	2007-08
Herring, Chevelle	2005-10
Hiemstra, Gayle	1984-88
Hildebrand, Sara	2000-04
Hoffman, Amy	2002-06
Hohl, Mary	1985-89
Hollcraft, Claire	1981-85
Hoosman, Erica	1989-90
Horan, Jayme	2020-25
Horner, Heather	1992-96
Hover, Kim	1997-02

• I •

Isenhart, Cindy	1980-81

• J •

Jacques, Christie	1986-88
Janis, Angie	2002-06
Janning, Marissa	2012-17
Jensen, Ally	2009-13
Jensen, Lauren	2021-25
Jensen, Sammy	2011-15
Johnson, Taylor	2011-15
Jones, Traci	1998-02

• K •

Kamphaus, Alyssa	2010-14
Kardell, Jeannine	1985-89
Kaufmann, Missy	1979-81
Kaus, Michelle	2005-09
Kayton, Kathy	1978-79
Keller, Nikki	1995-98
Kenkel, Jean	1974-78
Kenney, Michelle	1977-78
Kepros, Joan	1973-75
Kissinger, Brooke	2016-19
Knowles, Karen	1973-74
Kotrc, Natalie	1996-97
Kraft, Michaela	2008-09
Kraus, Diane	1976-77
Krieger, Kay	1983-84
Kugel, Kris	1990-94
Kundrat, Janet	1982-84
Kush, Michelle	1989-91

• L •

Lamberty, Sydney	2014-18
Lammers, Jess	2006-07
Landuyt, Tracy	1991-95
Lange, Brittany	2005-06
Lapito, Lucy	2003-05
Larson, Jenni	1995-99
Leahy, Laurie	1974-75
LeClair, Jane	1976-78
Leix, Jessica	1994-98
Lenhard, Pam	1973-75
Lewis, Verna	1973-74
Leytem, Tessa	2012-16
Littrell, Brooke	2024-25
Lockett, Kiani	***2022-present***
Love, Cheri	1977-79

• M •

Mahoney, Peggy	1978-79
Maly, Morgan	2020-25
Marchese, Deb	1973-77
Martin, Kerri	1981-83
Martin, Renesia	1986-90
McBride, Brenda	1980-81
McCullough, Kristi	1993-97
McGee, Kendall	***2025-present***
McGrory, MC	2013-17
McManns, Kim	1974-75
Mellman, Myah	2014-18
Miller, McKayla	2023-24
Miller, Missy	1992-96
Miller, Sheila	1977-81
Mogensen, Molly	2020-25
Moon, Deb	1981-82
Moore, DaNae	2008-12

• N •

Nelson, Kellie	2007-11
Nelson, Sarah	2010-14
Neneman, Christy	2000-04
Neuvirth, Megan	2005-10
Norby, Bailey	2014-18
Norman, Riley	2010-14

• O •

O'Connor, Kathy	1974-75
Oliver, Beth	1980-81
Olson, Jenny	1991-95
Owens, Jade	2014-19

• P •

Parham, Mykel	2019-21
Parmenter, Francine	2001-02
Paskert, Stacey	1991-96
Pattee, Diane	1984-85
Pellett, Beth	1994-96
Pohl, Jobbie	1973-75
Porch, Chataun	1989-90
Pruitt, Jeri	1979-80
Pryor, DeArica	2019-21

• R •

Reinig, Loretta	1973-74
Rembao, Tatum	2017-22
Resh, Leann	1980-81
Rhoten, Stephani	2008-09
Rischard, Aimee	2015-18
Rochelle, Jen	2001-05
Roh, Jackie	1973-76
Rohdy, Alison	1996-97
Rohrberg, Michelle	1979-80
Rollerson, Brianna	2012-17
Ronsiek, Emma	2020-24
Rudisill, Pam	1984-88
Rump, Sheri	1988-89, 1990-92

• S •

Sames, Mel	1997-99
Sandbothe, Micky	1979-80
Sanford, Melissa	1989-92
Saunders, Rachael	2018-23
Schatz, Ann	1977-79
Schmitz, Karen	1978-80
Schoenstedt, Linda	1973-76
Schuett, Sam	2006-11
Seins, Jill	1974-75
Sharar, Deb	1977-78
Sivesind, Holly	1993-97
Solomon, Tina	1981-82, 1983-84
Spanheimer, Krissie	1997-01
Spanheimer, Laura	2001-05
Spencer, Amy	1987-91
Stander, Patty	1985-86
Steindorf, Danna	1999-00
Strathman, Becky	1989-93
Struby, Shannon	1990-94
Sullivan, Erin	1976-77
Sweeney, Corey	1996-99
Szemborski, Joanne	1976-77

• T •

Thomas, Mary Lynn	1973-75
Thomas, Steph	1988-90, 1991-93
Thrall, Ally	2004-08
Tierney, Jean	1979-81
Timmerman, Anne	1976-77
Timmons, Angela	1997-01
Townsend, Kennedy	***2022-present***
Tritz, Carli	2010-14
Turner, Morgan	2018-20
Tryon, Cathy	1979-81
Tuttle, Cathy	1982-83

• U •

Unruh, Lexi	2021-24

• V •

Voss, Kristina	2005-09
Vrbicky, Sarah	2001-06

• W •

Walker, Codi	2001-05
Warner, Laura	1987-89
Warren, Tanya	1983-88
Wedemeyer, Rosemay	1973-74
Welle, Carrie	1994-98
Wessling, Teresa	1999-03
Williams, Megan	1996-97
Wink, Katie	1984-85
Woodard, Kelsey	2007-11
Woodard, Kristi	2002-06
Works, Lauren	2013-17
Wuebben, Cristen	1994-97

• Y •

Yori, Connie	1982-86

• Z •

Zediker, Ava	***2025-present***

Bold Italics = current student-athlete

All-Time Numerical Roster (Home Numbers)

• #0 •
Jen Rochelle (2001-05)

• #1 •
Kendall McGee (2025-present)
Jayme Horan (2020-21)
Jade Owens (2014-19)

• #2 •
Kennedy Townsend (2022-present)
Tatum Rembao (2018-22)
Myah Mellman (2014-18)
Riley Norman (2013-14)
Tessa Leytem (2012-13)
DaNae Moore (2009-12)
Sarah Vrbicky (2001-06)

• #3 •
Sydney Golladay (2024-25)
DeArica Pryor (2019-21)
MC McGrory (2013-17)
Riley Norman (2011-13)
Kelsey Woodard (2007-11)
Kristi Woodard (2002-06)
Sara Cizek (1998-02)
Tessa Atkins (1997-98)

• #4 •
Lexi Unruh (2021-24)
Temi Carda (2018-21)
Aimee Rischard (2015-18)
Stephani Rhoten (2008-09)
Abby Henry (2007-08)
Jess Lammers (2006-07)
Christy Erickson (2001-06)
Cristen Wuebben (1993-97)
Jobbie Pohl (1975-76)

• #5 •
Jaylyn Agnew (2015-19)
Sammy Jensen (2011-15)
Chevelle Herring (2005-10)
Lucy Lapito (2003-05)
Krystle Campa (2001-03)
Jeanie Kenkel (1974-75)

• #9 •
Tara Dacic (2025-present)

• #10 •
Tanya Warren (1983-88)
Amy Allard (1982-83)
Jean Tierney (1980-81)
Kathy Boukal (1975-76)

• #11 •
Kiani Lockett (2022-present)
Bailey Norby (2014-18)
McKenzie Fujan (2011-14)
Sam Schuett (2006-11)
Brandy Bush (2002-06)
Francine Parmenter (2001-02)
Steph Thomas (1988-90 & 1991-93)

• #12 •
Jayme Horan (2021-25)
Gracey Griglione (2017-21)
Lauren Works (2013-17)
Ally Jensen (2011-2013)
DaNae Moore (2008-09)
Ally Thrall (2004-08)
Sara Hildebrand (2000-01)
Danna Steindorf (1999-00)
Melissa (Mel) Sames (1997-99)
Cheryl Berry (1988-90)
Gayle Hiemstra (1984-88)
Ruth Beyerhelm (1982-83)

• #13 •
Allison Heathcock (2024-present)
Rachael Saunders (2018-23)
Tanya Cenac (1997-01)

• #14 •
Mallory Brake (2020-25)
Sydney Lamberty (2014-18)
Angela Timmons (1997-01)
Tina Solomon (1983-84)
Cathy Tuttle (1982-83)
Ruth Beyerhelm (1981-82)
JoAnn Brouillette (1980-81)
Jean Kenkel (1976-77)

• #15 •
Lauren Jensen (2021-25)
Tatum Rembao (2017-18)
McKenzie Fujan (2010-11)
Kelsey Crites (2005-10)
Deb Sharar (1977-78)
Julie Anderson (1976-77)
Linda Schoenstedt (1975-76)

• #20 •
Tessa Leytem (2013-16)
Ally Jensen (2009-11)
Michaela Kraft (2008-09)
Deanna Castro (2003-06)
Laura Ferguson (2001-03)
Candace Bloomquist (1997-01)
Mercedes Adair (1993-94)
Mindy Hendrickson (1989-93)
Mary Hohl (1985-89)
Claire Hollcraft (1981-85)
Jean Tierney (1979-80)
Deb Marchese (1977-78)
Jackie Roh (1975-76)

• #21 •
Molly Mogensen (2020-25)
Olivia Elger (2015-19)
Carli Tritz (2010-14)
Megan Neuvirth (2005-10)
Laura Spanheimer (2001-05)
Krissie Spanheimer (1997-01)
Holly Sivesend (1993-97)
Becky Strathman (1991-93)
Diane Beideck (1988-90)
Jane LeClair (1977-78)

• #22 •
Avery Cooper (2025-present)
Carly Bachelor (2019-23)
Brooke Kissenger (2016-19)
Taylor Johnson (2011-15)
Riley Norman (2010-11)
Michelle Kaus (2005-09)
Christy Neneman (2000-04)
Corey Sweeney (1996-99)
Heather Horner (1992-96)
Melissa Sanford (1989-92)
Kim Gilroy (1986-87)
Katie Wink (1984-85)
Donna Chvatal (1982-84)
Tina Solomon (1981-82)
Karent Schmitz (1978-80)

• #23 •
Neleigh Gessert (2025-present)
Brittany Harshaw (2022-24)
Morgan Turner (2018-19)
Marissa Janning (2013-17)
Tyrai Bronson (2004-08)
Dayna Finch (2000-04)
Jill Cristy (1977-78)

• #24 •
Ava Zediker (2025-present)
Chloe Dworak (2018-22)
Temi Carda (2017-18)
Jasmin Corbin (2009-13)
Traci Jones (1998-02)
Carrie Welle (1994-98)
Connie Yori (1982-85)
Deb Moon (1981-82)

• #25 •
Connie Yori (1985-86)
Brenda McBride (1980-81)
Bonnie Caskey (1976-78)
Ann Schatz (1975-76)

• #30 •
Norah Gessert (2025-present)
Morgan Maly (2020-25)
Brittany Lange (2005-06)
Laura Ferguson (2000-01)
Nikki Keller (1995-98)
Leslie Budak (1992-96)
Kathy Halligan (1988-92)
Pam Rudisill (1984-88)
Amy Allard (1983-84)
Janelle Barz (1981-93)
Michelle Rohrberg (1979-80)
Peggy Bierle (1978-79)
Jane LeClair (1976-77)

• #31 •
Emma Ronsiek (2020-24)
Jenni Larson (1995-98)
Leann Resh (1980-81)
Jean Kenkel (1977-78)

• #32 •
McKayla Miller (2022-24)
Jordan Garrison (2010-14)
Codi Walker (2001-05)
Kristi McCullough (1992-97)
Sheri Rump (1988-89 & 1990-92)
Amy Allard (1985-86)
Chellee Dzik (1984-85)
Joellen Gonder (1981-83)
Missy Kaufmann (1980-81)
Jeri Pruitt (1979-80)
Ann Schatz (1978-79)

• #33 •
Brooke Littrell (2024-25)
Payton Brotzki (2018-22)
Kylie Brown (2014-18)
Katie Frank (2006-10)
Angie Janis (2002-06)
Lisa Buysse (1997-01)
Becky Flynn (1992-96)
Jennifer Argianas (1991-92)
Becky Strathman (1989-91)
Laura Warner (1987-89)
Ruth Beyerhelm (1980-81)

• #34 •
Mykel Parham (2019-21)
Megan Williams (1996-97)
Alison Rohdy (1995-96)
Tracy Landuyt (1991-95)
Carrie Aman (1990-91)
Renesia Martin (1986-90)
Kim Gilroy (1985-86)
Amy Allard (1984-85)
Kay Krieger (1983-84)
Kerri Martin (1981-83)
Cathy Tryon (1980-81)
Bridget Birdsall (1978-79)

• #35 •
Elizabeth Gentry (2024-present)
Alison Rohdy (1996-97)
Missy Miller (1992-96)
Amy Spencer (1988-91)
Chris Isenhart (1980-81)
Pam Lenhard (1975-76)

• #40 •
Ali Greene (2015-19)
Kellie Nelson (2007-08)
Amy Hoffman (2002-06)
Kim Hover (1997-02)
Beth Pellett (1993-96)
Lisa Demuth (1990-92)
Jeannine Kardell (1985-87)
Diane Pattee (1984-85)
Meg Haran (1982-84)
Janet Gnadt (1980-81)
Micky Sandbothe (1979-80)
Peggy Bierle (1978-79)
Sheila Miller (1977-78)
Ann Timmerman (1976-77)

• #41 •
Joan Kepros (1974-75)

• #42 •
Grace Boffeli (2025-present)
Sarah Nelson (2010-14)
Sara Cain (2004-08)
Sara Hildebrand (2001-04)
Jenny Olson (1991-95)
Michelle Kush (1989-91)
Darla Heggem (1986-87)
Patty Stander (1985-86)
Annie Chaloupka (1984-85)
Janet Kundrat (1982-84)
Sheila Miller (1980-81)

• #43 •
Teresa Wessling (1999-03)
Erin Elliott (1997-99)
Shannon Struby (1990-94)
Erica Hoosman (1989-90)
Pam Gradoville (1984-88)

• #44 •
Kellie Nelson (2008-11)
Taya Allen (1998-01)
Jessica Leix (1994-98)
Kris Kugel (1990-1994)
Chataun Porch (1989-90)
Janet Ensign (1983-87)
Chris Hayden (1981-83)
Janet Gnadt (1979-80)

• #45 •
Audrey Faber (2015-19)
Alexis Akin-Otiko (2011-15)
Kelly Barr (1993-96)
Gretchen Freund (1987-91)
Chris Jaques (1986-87)
Chris Hayden (1980-81)

• #50 •
Brianna Rollerson (2012-17)
Natalie Kotrc (1996-97)
Stacey Paskert (1991-96)
Cheri Love (1978-79)

• #51 •
Beth Oliver (1980-81)
Cheri Love (1977-78)

• #52 •
Jenny Burns (1999-03)
Kristen Hafer (1995-99)
Laura Gebhart (1991-95)
Missy Kaufmann (1979-80)

• #54 •
Kristina Voss (2005-09)
Cathy Tryon (1979-80)
Kathy Kayton (1978-79)

• #55 •
Alyssa Kamphaus (2010-14)
Marjie Ducey (1976-78)

Bold Italics = current student-athlete

D.J. Sokol Arena

More than 182,000 bricks, 654 tons of steel and 30 miles of electrical wire were used during construction of D.J. Sokol Arena. The height of the roof ridge is 78'-10" above the arena floor, with a unique ceiling fan measuring 20 feet in diameter spinning high above the playing surface.

Creighton opened D.J. Sokol Arena with a 77-54 win over Arkansas State on Nov. 13, 2009. The Bluejays have posted a 156-51 (.754) record in the first 16 seasons inside their home.

Year-by-Year at D.J. Sokol Arena

	Overall				Conference Only				
Season	**W-L**	**Pct.**	**Att.**	**Avg.**	**W-L**	**Pct.**	**Att.**	**Avg.**	**Losses**
2009-10	12-3	80.0	15,591	1,039	7-2	77.8	9,662	1,074	No. 15 Oklahoma, Missouri State, Bradley
2010-11	12-2	85.7	15,388	1,099	8-1	88.9	10,179	1,131	Nebraska, Northern Iowa
2011-12	9-4	69.2	11,601	892	7-2	77.8	8,063	896	South Dakota, No. 3 Notre Dame, Drake, Missouri State
2012-13	11-2	84.6	14,256	1,097	9-0	100.0	9,548	1,061	No. 12 Oklahoma, No. 22 Kansas
2013-14	13-2	86.7	16,075	1,072	8-1	88.9	11,173	1,241	BYU, Butler
2014-15	9-5	64.3	14,983	1,070	5-4	55.6	8,989	999	Seton Hall, No. 12 Nebraska, Villanova, St. John's, DePaul
2015-16	8-5	61.5	13,493	1,038	5-4	55.6	9,636	1,071	South Dakota State, St. John's, Seton Hall, Georgetown, No. 21 DePaul
2016-17	12-1	92.3	14,021	1,079	8-1	88.9	9,405	1,045	No. 21 DePaul
2017-18	10-3	76.9	12,686	976	7-2	77.8	9,191	1,021	No. 13 Florida State, Marquette, DePaul
2018-19	6-7	46.2	14,156	1,089	4-5	44.4	9,219	1,024	South Dakota, Drake, Villanova, Butler, Providence, St. John's, DePaul
2019-20	10-3	76.9	13,046	1,004	6-3	66.7	9,673	1,075	No. 16 DePaul, Butler, St. John's
2020-21	2-5	28.6	1,440	206	1-4	20.0	1,122	224	Drake, No. 18 DePaul, Marquette, Providence, No. 1 Connecticut
2021-22	11-3	78.6	14,747	1,053	7-2	77.8	10,410	1,157	South Dakota, No. 10 Connecticut, DePaul
2022-23	9-4	69.2	18,665	1,436	7-3	70.0	14,226	1,423	No. 21 Arkansas, No. 8 Connecticut, Providence, No. 22 Villanova
2023-24	11-2	84.6	21,979	1,691	8-1	88.9	15,759	1,751	Green Bay, No. 12 Connecticut
2024-25	11-0	100.0	17,867	1,624	8-0	100.0	12,818	1,602	
Totals	**156-51**	**75.4**	**229,994**	**1,474**	**105-35**	**75.0**	**159,073**	**1,136**	

Most Points Scored at D.J. Sokol Arena

Rk.	Name	Points (Games)
1.	Marissa Janning	879 (57)
2.	Audrey Faber	817 (52)
3.	***Lauren Jensen***	***780 (50)***
4.	***Morgan Maly***	***771 (56)***
5.	Emma Ronsiek	699 (46)

Most Steals at D.J. Sokol Arena

Rk.	Name	Steals (Games)
T1.	***Molly Mogensen***	***73 (56)***
T1.	Carli Tritz	73 (40)
3.	Marissa Janning	60 (57)
4.	***Lauren Jensen***	***52 (50)***
5.	Alexis Akin-Otiko	51 (55)

Most Rebounds at D.J. Sokol Arena

Rk.	Name	Rebounds (Games)
1.	Sarah Nelson	414 (55)
2.	***Morgan Maly***	***307 (56)***
3.	Brianna Rollerson	290 (49)
4.	Jaylyn Agnew	285 (48)
5.	Marissa Janning	279 (57)

Most Blocked Shots at D.J. Sokol Arena

Rk.	Name	Blocked Shots (Games)
1.	Audrey Faber	81 (52)
2.	Brianna Rollerson	76 (49)
3.	Sarah Nelson	68 (55)
4.	Jaylyn Agnew	60 (48)
5.	Alexis Akin-Otiko	48 (55)

Most Assists at D.J. Sokol Arena

Rk.	Name	Assists (Games)
1.	Marissa Janning	254 (57)
2.	Sydney Lamberty	233 (52)
3.	***Molly Mogensen***	***201 (56)***
4.	Tatum Rembao	180 (48)
5.	***Lauren Jensen***	***169 (50)***

Most Minutes at D.J. Sokol Arena

Rk.	Name	Minutes (Games)
1.	Marissa Janning	1,831 (57)
2.	Audrey Faber	1,708 (52)
3.	Sydney Lamberty	1,668 (52)
4.	Sarah Nelson	1,641 (55)
5.	***Lauren Jensen***	***1,591 (50)***

Bold Italics Denotes Active Player in 2024-25

D.J. Sokol Arena History

Scoring By Halves

Score	1st	2nd	OT	Total
Creighton	6,692	7,931	108	14,731
Opponents	5,958	6,924	67	12,949

By Day of the Week	W-L
Monday	7-1
Tuesday	10-4
Wednesday	16-11
Thursday	15-7
Friday	31-9
Saturday	34-8
Sunday	43-11
Totals	**156-51**

By Month	W-L
November	25-7
December	33-15
January	47-17
February	41-10
March	10-2
Totals	**156-51**

Series History

Series Summaries and Landmark Victories

Alabama	0-1
Arizona State	1-1
Arkansas	1-2
Arkansas State	1-1
Arkansas-Little Rock	1-1
Auburn	0-2
Augustana (S.D.)	1-0
Baylor	1-0
Bowling Green	3-1
Bradley	38-8
Briar Cliff	4-3
Brigham Young	7-6
Butler	**18-8**
California	0-2
Central Missouri	1-1
Chadron State	2-0
Chicago State	5-0
Cincinnati	1-0
Clemson	0-1
Colorado	3-2
Colorado State	13-3
Concordia (Neb.)	9-2
Connecticut	**0-12**
Dana	5-0
Davidson	1-0
Dayton	1-0
Delaware	1-0
Denver	2-0
DePaul	**12-16**
Doane	5-0
Drake	**30-43**
East Carolina	1-0
Eastern Illinois	0-2
Eastern Washington	1-0
Evansville	31-11
Florida	0-1
Florida International	0-1
Florida State	0-2
George Mason	1-0
Georgetown	**21-5**
Georgia Tech	1-0
Grand View	2-0
Green Bay	5-4
Greenville	1-0
Hardin-Simmons	1-0
Hastings	2-3
Houston	3-1
Illinois	0-2
Illinois State	30-18
Illinois-Chicago	1-0
Indiana	1-1
Indiana State	34-13
Iowa	7-7
Iowa State	8-16
Iowa Western	1-1
Kansas	14-26
Kansas City	12-5
Kansas State	**5-16**
Kent State	1-0
Lamar	2-0
Liberty	1-0
Long Beach State	1-0
Loras	1-0
Louisiana-Monroe	0-1
Louisiana Tech	0-1
Loyola (Ill.)	2-2
Maine	1-0
Marist	2-0
Marquette	**19-14**
McNeese State	1-0
Memphis	3-0
Miami (Ohio)	1-0
Michigan	1-1
Michigan State	1-0
Midland	0-8
Minnesota	1-6
Minnesota State	1-0
Mississippi State	0-1
Missouri	8-8
Missouri State	19-31
Missouri Western	1-1
Montana	1-1
Montana State	3-1
Morningside	3-1
National College of Education	1-0
Nebraska	**19-31**
Nebraska Wesleyan	11-0
Nebraska-Kearney	4-6
Nettleton	0-1
New Mexico	3-0
New Mexico State	2-7
New Orleans	0-1
North Carolina State	1-1
North Dakota	5-1
North Dakota State	11-1
Northeastern Illinois	1-0
Northern Arizona	**3-1**
Northern Colorado	1-0
Northern Illinois	0-2
Northern Iowa	**43-20**
Northwest Missouri State	3-5
Northwestern	3-4
Northwestern State	0-1
Notre Dame	0-3
Oklahoma	0-5
Oklahoma City	3-0
Oklahoma State	3-4
Omaha	**17-15**
Oral Roberts	7-1
Oregon State	4-2
Peru State	7-1
Pittsburg State	2-0
Providence	**20-4**
Richmond	1-0
Rockhurst	3-0
Rutgers	0-1
St. Catherine	1-0
St. Cloud State	1-0
St. John's (N.Y.)	**16-13**
Saint Louis	4-0
Saint Mary (Neb.)	12-5
San Diego State	8-0
Santa Clara	0-1
Seton Hall	**23-6**
Siena	1-0
South Carolina	0-1
South Dakota	14-14
South Dakota State	**11-6**
South Florida	2-0
Southern California	1-1
Southern Illinois	35-15
Southern Illinois Edwardsville	1-0
Southern Utah	2-0
Stanford	0-1
Stephen F. Austin	4-1
Syracuse	2-0
TCU	2-0
Temple	1-0
Tennessee	0-1
Texas	0-1
Texas A&M	1-1
Texas State	2-0
Texas Tech	0-2
Texas-Arlington	1-0
Texas-San Antonio	3-2
Toledo	2-0
Tulane	1-0
Tulsa	**5-0**
UC Davis	2-0
UC Irvine	2-0
UCLA	0-4
UC Riverside	1-0
UNLV	**3-3**
Utah	6-8
Utah State	1-0
UTEP	5-2
Vanderbilt	1-1
Villanova	**15-10**
Virginia	0-1
Washington	1-1
Washington State	1-0
Weber State	0-2
West Texas A&M	1-0
West Virginia	1-0
Western Illinois	7-1
Wichita State	37-25
William Penn	1-1
Wisconsin	0-2
Wisconsin-Milwaukee	1-0
Wyoming	14-8
Xavier	**20-2**

Bold indicates 2025-26 opponents

Bluejay Landmark Victories

1st Win	46-20, vs. Peru State (Dec. 12, 1973)
50th Win	69-50, at College of Saint Mary (Nov. 29, 1979)
100th Win	65-63, vs. South Dakota (Feb. 17, 1983)
200th Win	68-62, vs. Wyoming (Feb. 27, 1988)
300th Win	88-65, at Bradley (Jan. 27, 1994)
400th Win	88-58, vs. Northwestern (Dec. 10, 2000)
500th Win	83-62, vs. Wichita State (Feb. 18, 2005)
600th Win	68-56, vs. Missouri State (Jan. 27, 2011)
700th Win	52-42, at Butler (Feb. 5, 2016)
800th Win	81-72, at Arkansas (Dec. 21, 2021)
1st MVC Win	75-53, at Bradley (Jan. 7, 1993)
100th MVC Win	78-64, vs. Bradley (Jan. 19, 2002)
200th MVC Win	42-41, vs. Evansville (Feb. 13, 2010)
1st BIG EAST Win	65-58, vs. Villanova (Dec. 28, 2013)
50th BIG EAST Win	69-58, vs. Georgetown (Dec. 30, 2017)
100th BIG EAST Win	92-82, at DePaul (Dec. 31, 2022)
1st NCAA Tournament Win	79-66, vs. Long Beach State (March 18, 1992)
NCAA Sweet 16 Appearance	64-62 at #8 Iowa (March 20, 2022)
NCAA Elite 8 Appearance	76-68 vs. #10 Iowa State (March 25, 2022)
WNIT Championship Game Win	73-52, vs. UNLV (March 30, 2004)
Flanery's First Win	77-60, vs. Kansas City (Nov. 24, 2002)
Flanery's 50th Win	86-64, vs. Kansas City (Nov. 22, 2004)
Flanery's 100th Win	68-60, at Indiana State (Jan. 31, 2008)
Flanery's 150th Win	65-52, vs. Drake (March 12, 2010)
Flanery's 197th Win (Most at Creighton)	66-57, vs. Miami (Ohio) (Dec. 21, 2012)
Flanery's 200th Win	70-63, at Evansville (Jan. 3, 2013)
Flanery's 250th Win	84-57, vs. Providence (Feb. 15, 2015)
Flanery's 300th Win	69-54, vs. #18 Villanova (Dec. 28, 2017)
Flanery's 350th Win	65-57, vs. Georgetown (Jan. 30, 2021)
Flanery's 400th Win	74-46, vs. Butler (Feb. 27, 2023)
Flanery's 450th Win	83-74, at DePaul (Feb. 23, 2025)
Flanery's First Postseason Win	74-67, at Maine (March 20, 2003)
Flanery's First MVC Win	89-75, vs. Bradley (Jan. 2, 2003)
Flanery's 100th MVC Win	50-48 (ot), vs. Wichita State (Jan. 29, 2011)
Flanery's First BIG EAST Win	65-58, vs. Villanova (Dec. 28, 2013)
Flanery's 50th BIG EAST Win	69-58, vs. Georgetown (Dec. 30, 2017)
Flanery's 100th BIG EAST Win	92-82, at DePaul (Dec. 31, 2022)

Creighton celebrates the Sweet 16 victory over No. 10 Iowa State in Greensboro, North Carolina.

Alabama (Creighton trails 1-0)
Home: 0-0 Away: 0-0 Neutral: 0-1

Date	Opponent	Score
12/20/00	@ vs. Alabama	L, 56-66

@ = Played in Nassau, Bahamas

Arizona State (Series tied 1-1)
Home: 1-0 Away: 0-1 Neutral: 0-0

Date	Opponent	Score
12/20/19	at Arizona State	L, 55-70
12/12/21	**Arizona State**	**W, 69-62**

Arkansas (Creighton trails 2-1)
Home: 0-1 Away: 1-1 Neutral: 0-0

Date	Opponent	Score
2/25/85	at Arkansas	L, 56-84
12/21/21	at Arkansas	W, 81-72
12/17/22	**#21 Arkansas**	**L, 75-83**

Arkansas State (Series tied 1-1)
Home: 1-0 Away: 0-1 Neutral: 0-0

Date	Opponent	Score
11/14/08	at Arkansas State	L, 56-73
11/13/09	**Arkansas State**	**W, 77-54**

Arkansas - Little Rock (Series tied 1-1)
Home: 1-0 Away: 0-1 Neutral: 0-0

Date	Opponent	Score
11/11/06	at Arkansas-Little Rock	L, 55-66
11/11/07	**Arkansas-Little Rock**	**W, 67-54**

Auburn (Creighton trails 2-0)
Home: 0-1 Away: 0-0 Neutral: 0-1

Date	Opponent	Score
3/31/03	**& Auburn**	**L, 62-73**
11/29/03	@ vs. #25 Auburn	L, 72-79

& = WNIT game
@ = played in Durham, N.C.

Augustana (Creighton leads 1-0)
Home: 1-0 Away: 0-0 Neutral: 0-0

Date	Opponent	Score
11/20/84	**Augustana**	**W, 64-54**

Baylor (Creighton leads 1-0)
Home: 0-0 Away: 1-0 Neutral: 0-0

Date	Opponent	Score
12/20/85	at Baylor	W, 69-57

Bowling Green (Creighton leads 3-1)
Home: 1-0 Away: 1-1 Neutral: 1-0

Date	Opponent	Score
3/16/94	! at Bowling Green	W, 84-73
11/15/10	at Bowling Green	L, 53-79
12/18/11	**Bowling Green**	**W, 49-47**
3/19/21	& vs Bowling Green	W, 72-65

! = NCAA Tournament game
& = WNIT game

Bradley (Creighton leads 38-8)
Home: 18-4 Away: 20-4 Neutral: 0-0

Date	Opponent	Score
12/2/88	**Bradley**	**L, 73-74**
12/2/89	at Bradley	L, 68-107
12/29/90	**Bradley**	**W, 95-86**
12/29/91	at Bradley	W, 80-53
1/7/93	at Bradley	W, 75-53
3/1/93	**Bradley**	**W, 74-59**
1/27/94	at Bradley	W, 88-65
2/27/94	at Bradley	W, 82-64
1/9/95	**Bradley**	**W, 84-57**
2/2/95	at Bradley	W, 81-74
1/13/96	**Bradley**	**W, 71-68**
2/8/96	at Bradley	W, 96-75
1/5/97	**Bradley**	**L, 53-62**
2/1/97	at Bradley	W, 65-48
12/30/97	**Bradley**	**W, 85-58**
2/28/98	at Bradley	W, 79-76
1/14/99	at Bradley	W, 68-55
2/14/99	**Bradley**	**W, 73-58**
1/2/00	at Bradley	W, 71-65
3/4/00	**Bradley**	**W, 81-66**
1/28/01	at Bradley	W, 80-75
2/24/01	**Bradley**	**W, 87-79**
1/19/02	**Bradley**	**W, 78-64**
2/17/02	at Bradley	W, 86-70
1/2/03	**Bradley**	**W, 89-75**
3/6/03	at Bradley	W, 72-61
1/22/04	**Bradley**	**W, 64-59**
2/22/04	at Bradley	W, 68-64
1/30/05	**Bradley**	**W, 89-71**
2/24/05	at Bradley	W, 76-64
12/31/05	at Bradley	W, 79-68
3/2/06	**Bradley**	**L, 63-80**
1/6/07	**Bradley**	**W, 73-63**
2/1/07	at Bradley	W, 69-65
1/26/08	**Bradley**	**W, 72-69**
2/23/08	at Bradley	L, 51-52
1/25/09	**Bradley**	**W, 61-46**
2/19/09	at Bradley	L, 67-75
1/22/10	**Bradley**	**L, 57-63**
2/19/10	at Bradley	L, 62-72
1/15/11	**Bradley**	**W, 73-58**
2/12/11	at Bradley	W, 72-50
1/29/12	**Bradley**	**W, 72-68**
2/26/12	at Bradley	W, 68-59
1/27/13	**Bradley**	**W, 79-67**
2/23/13	at Bradley	W, 83-65

Briar Cliff (Creighton leads 4-3)
Home: 1-2 Away: 3-1 Neutral: 0-0

Date	Opponent	Score
1/10/77	at Briar Cliff	L, 52-61
11/30/77	at Briar Cliff	W, 51-44
2/13/79	**Briar Cliff**	**L, 41-53**
1/9/80	at Briar Cliff	W, 84-83
1/20/81	**Briar Cliff**	**L, 60-65**
1/13/82	at Briar Cliff	W, 75-67
1/13/83	**Briar Cliff**	**W, 77-43**

Brigham Young (Creighton leads 7-6)
Home: 5-1 Away: 1-5 Neutral: 1-0

Date	Opponent	Score
12/29/81	at Brigham Young	L, 60-102
1/28/88	**Brigham Young**	**W, 83-69**
3/5/88	at Brigham Young	L, 78-87
2/11/89	**Brigham Young**	**W, 95-90**
2/23/89	at Brigham Young	L, 89-93
2/1/90	**Brigham Young**	**W, 89-74**
2/17/90	at Brigham Young	L, 90-104
1/18/91	at Brigham Young	W, 84-70
2/16/91	**Brigham Young**	**W, 85-71**
1/25/92	at Brigham Young	L, 73-78
2/20/92	**Brigham Young**	**W, 92-63**
11/28/12	@ vs. Brigham Young	W, 65-62 (ot)
12/7/13	**Brigham Young**	**L, 51-52**

@ = played in Salt Lake City, Utah

Butler (Creighton leads 18-8)
Home: 8-3 Away: 7-5 Neutral: 3-0

Date	Opponent	Score
1/18/14	at Butler	L, 52-58
3/4/14	**Butler**	**L, 59-67**
3/9/14	@ ª vs. Butler	W, 61-52
1/4/15	at Butler	L, 58-63
2/1/15	**Butler**	**W, 62-55**
1/10/16	**Butler**	**W, 77-49**
2/5/16	at Butler	W, 52-42
12/28/16	**Butler**	**W, 67-52**
2/26/17	at Butler	W, 65-53
3/5/17	# ª vs. Butler	W, 64-55
1/9/18	at Butler	L, 53-59
2/18/18	**Butler**	**W, 64-55**
1/20/19	**Butler**	**L, 43-75**
2/15/19	at Butler	L, 46-66
3/10/19	$ ª vs. Butler	W, 60-51
1/26/20	**Butler**	**L, 67-73**
2/21/20	at Butler	L, 61-76
12/6/20	at Butler	W, 88-41
1/19/22	at Butler	W, 95-44
2/13/22	**Butler**	**W, 96-49**
1/14/23	at Butler	W, 75-56
2/27/23	**Butler**	**W, 74-46**
1/10/24	**Butler**	**W, 89-53**
2/4/24	at Butler	W, 75-65
1/1/25	**Butler**	**W, 68-64**
1/22/25	at Butler	W, 63-52

ª - BIG EAST Tournament game
@ = played in Rosemont, Ill.
 # = played in Milwaukee, Wis.
$ = played in Chicago, Ill.

California (Creighton trails 2-0)
Home: 0-0 Away: 0-1 Neutral: 0-1

Date	Opponent	Score
3/20/87	@ & vs. California	L, 82-86
11/29/14	at #14 California	L, 69-94

@ = played in Amarillo, Texas
& = WNIT game

Central Missouri (Series tied 1-1)
Home: 1-0 Away: 0-1 Neutral: 0-0

Date	Opponent	Score
12/17/83	at Central Missouri	L, 62-90
12/1/84	**Central Missouri**	**W, 73-60**

Chadron State (Creighton leads 2-0)
Home: 2-0 Away: 0-0 Neutral: 0-0

Date	Opponent	Score
2/17/74	**Chadron State**	**W, 52-27**
12/11/76	**Chadron State**	**W, 54-44**

Chicago State (Creighton leads 5-0)
Home: 2-0 Away: 3-0 Neutral: 0-0

Date	Opponent	Score
1/12/81	at Chicago State	W, 75-52
1/15/86	at Chicago State	W, 65-51
12/4/86	**Chicago State**	**W, 84-46**
12/2/92	**Chicago State**	**W, 65-44**
12/6/93	at Chicago State	W, 108-49

Cincinnati (Creighton leads 1-0)
Home: 0-0 Away: 0-0 Neutral: 1-0

Date	Opponent	Score
11/28/14	@ vs. Cincinnati	W, 63-52

@ = played in Berkeley, Calif.

Clemson (Creighton trails 1-0)
Home: 0-0 Away: 0-0 Neutral: 0-1

Date	Opponent	Score
12/20/13	@ Clemson	L, 52-56

@ = played in Las Vegas, Nev.

Colorado (Creighton leads 3-2)
Home: 1-0 Away: 1-0 Neutral: 1-2

Date	Opponent	Score
11/27/87	@ vs. Colorado	L, 50-76
12/4/04	at Colorado	W, 84-68
12/3/05	**Colorado**	**W, 77-72**
12/21/11	# vs. Colorado	L, 49-52
3/18/22	$ vs. Colorado	W, 84-74

@ = played in Irvine, Calif.
 # = played in San Antonio, Texas
$ = NCAA Tournament (played at Iowa City, Iowa)

Colorado State (Creighton leads 13-3)
Home: 7-0 Away: 5-3 Neutral: 1-0

Date	Opponent	Score
12/29/83	@ vs. Colorado State	W, 66-56
1/19/84	at Colorado State	W, 65-50
1/18/86	**Colorado State**	**W, 75-47**
2/13/88	at Colorado State	L, 61-77
2/25/88	**Colorado State**	**W, 61-43**
2/2/89	at Colorado State	L, 59-80
2/18/89	**Colorado State**	**W, 81-65**
1/27/90	at Colorado State	L, 73-86
3/1/90	**Colorado State**	**W, 82-81**
1/11/91	**Colorado State**	**W, 84-57**
2/9/91	at Colorado State	W, 113-60
2/8/92	at Colorado State	W, 99-73
3/5/92	**Colorado State**	**W, 81-59**
3/19/04	& at Colorado State	W, 79-68
11/24/07	at Colorado State	W, 78-56
12/21/08	**Colorado State**	**W, 67-56**

@ = played in Wichita, Kan.
& = WNIT game

Concordia (Neb.) (Creighton leads 9-2)
Home: 6-0 Away: 3-2 Neutral: 0-0

Date	Opponent	Score
1/20/74	at Concordia	W, 45-29
1/27/74	**Concordia**	**W, 35-27**
1/21/75	at Concordia	L, 39-46
1/28/75	**Concordia**	**W, 51-35**
1/16/77	**Concordia**	**W, 53-44**
2/1/77	at Concordia	L, 38-46
2/26/77	**Concordia**	**W, 47-39**
12/15/77	at Concordia	W, 52-51
2/4/78	**Concordia**	**W, 48-34**
1/18/79	**Concordia**	**W, 57-50**
1/21/80	at Concordia	W, 82-60

Bold = Home Game

Connecticut (Creighton trails 12-0)
Home: 0-5 Away: 0-6 Neutral: 0-1

Date	Opponent	Score
11/23/14	at Connecticut (in Hartford)	L, 60-96
12/17/20	at #3 Connecticut	L, 47-80
2/25/21	**#1 Connecticut**	**L, 49-81**
1/9/22	at #11 Connecticut	L, 55-63
2/2/22	**#10 Connecticut**	**L, 56-76**
12/28/22	**#8 Connecticut**	**L, 47-72**
2/15/23	at #6 Connecticut	L, 60-62
1/3/24	**#12 Connecticut**	**L, 50-94**
2/19/24	at #15 Connecticut (in Hartford)	L, 53-73
© 1/25/25	**#6 Connecticut**	**L, 61-72**
2/27/25	at #5 Connecticut (in Hartford)	L, 53-72
3/10/25	^ ª#3 Connecticut	L, 50-70

^ = played in Uncasville, Conn.
ª - BIG EAST Tournament game
© = Game played at CHI Health Center Omaha

Dana (Creighton leads 5-0)
Home: 3-0 Away: 2-0 Neutral: 0-0

Date	Opponent	Score
2/1/78	**Dana**	**W, 59-35**
1/20/79	**Dana**	**W, 51-43**
2/5/79	at Dana	W, 45-36
1/19/80	**Dana**	**W, 68-41**
2/11/80	at Dana	W,65-62

Davidson (Creighton leads 1-0)
Home: 1-0 Away: 0-0 Neutral: 0-0

Date	Opponent	Score
11/15/09	**Davidson**	**W, 77-58**

Dayton (Creighton leads 1-0)
Home: 0-0 Away: 0-0 Neutral: 1-0

Date	Opponent	Score
11/26/16	@ vs. Dayton	W, 56-53

@ = played in Bimini, Bahamas

Delaware (Creighton leads 1-0)
Home: 0-0 Away: 0-0 Neutral: 1-0

Date	Opponent	Score
12/30/93	@ vs. Delaware	W, 106-44

@ = played in Philadelphia, Pa.

Denver (Creighton leads 2-0)
Home: 1-0 Away: 1-0 Neutral: 0-0

Date	Opponent	Score
12/5/07	at Denver	W, 68-64
11/30/08	**Denver**	**W, 82-68**

Bold = Home Game

DePaul (Creighton trails 16-12)
Home: 5-8 Away: 7-8 Neutral: 0-0

Date	Opponent	Score
3/8/84	at DePaul	L, 56-63
12/15/87	**DePaul**	**W, 84-71**
1/15/89	at DePaul	L, 65-76
1/4/14	**DePaul**	**W, 86-78**
2/9/14	at DePaul	L, 66-80
1/23/15	at DePaul	L, 71-96
2/20/15	**DePaul**	**L, 76-78**
1/22/16	at #24 DePaul	L, 63-81
2/21/16	**#21 DePaul**	**L, 52-78**
1/4/17	at #23 DePaul	L, 65-79
1/27/17	**# 21 DePaul**	**L, 56-60**
1/10/18	**DePaul**	**L, 54-82**
2/2/18	at DePaul	L, 67-77
12/29/18	at #19 DePaul	W, 85-82
3/3/19	**DePaul**	**L, 67-74**
3/11/19	$ ª at DePaul	L, 69-80
1/5/20	**#16 DePaul**	**L, 71-74**
1/31/20	at #11 DePaul	W, 63-61
12/22/20	**#18 DePaul**	**L, 81-90**
2/20/21	at #19 DePaul	W, 83-72
2/4/22	at DePaul	W, 77-68
2/27/22	**DePaul**	**L, 84-90**
12/31/22	at DePaul	W, 92-82
2/1/23	**DePaul**	**W, 83-74**
1/6/24	at DePaul	W, 75-68
2/10/24	**DePaul**	**W, 88-59**
1/18/25	**DePaul**	**W, 92-71**
2/23/25	at DePaul	W, 83-74

ª - BIG EAST Tournament game
$ = played in Chicago, Ill.

Doane (Creighton leads 5-0)
Home: 2-0 Away: 3-0 Neutral: 0-0

Date	Opponent	Score
2/3/74	at Doane	W, 50-18
2/10/74	**Doane**	**W, 49-16**
1/24/75	at Doane	W, 42-13
2/6/75	**Doane**	**W, 49-22**
2/21/77	at Doane	W, 40-23

Drake (Creighton trails 43-30)
Home: 15-16 Away: 11-25 Neutral: 4-2

Date	Opponent	Score
11/25/77	at Drake	L, 33-73
1/27/79	at Drake	L, 39-103
2/17/79	**Drake**	**L, 43-99**
11/28/80	* at Drake	L, 49-97
2/5/81	**Drake**	**L, 60-75**
2/27/81	at Drake	L, 64-113
1/19/82	at Drake	L, 55-101
2/4/82	**Drake**	**L, 52-68**
1/12/83	at Drake	L, 61-73
2/10/83	**Drake**	**L, 77-81 (2ot)**
1/21/93	**Drake**	**W, 83-72**
2/8/93	at Drake	W, 71-60
1/6/94	**Drake**	**W, 71-68**
2/8/94	at Drake	W, 77-70
1/14/95	**Drake**	**L, 70-86**
2/11/95	at Drake	L, 72-75
1/4/96	**Drake**	**W, 77-71**
3/2/96	at Drake	L, 72-97
3/7/96	at Drake $	W, 70-68
1/25/97	at Drake	L, 78-106
2/22/97	**Drake**	**L, 69-82**
3/6/97	@ vs. Drake $	L, 68-86
1/4/98	at Drake	L, 57-79
2/1/98	**Drake**	**L, 61-64 (ot)**
12/29/98	**Drake**	**L, 65-80**
2/27/99	at Drake	L, 71-76
3/4/99	at Drake $	W, 73-62
1/15/00	**Drake**	**L, 53-74**
2/12/00	at Drake	L, 59-86
1/7/01	at Drake	W, 80-73
2/4/01	**Drake**	**L, 69-75**
1/28/02	**Drake**	**W, 62-58**
2/23/02	at Drake	L, 72-74
3/9/02	@ vs. Drake $	W, 77-74
1/26/03	**Drake**	**W, 63-51**
2/23/03	at Drake	W, 70-56
1/31/04	**Drake**	**W, 68-48**
2/29/04	at Drake	L, 51-55
1/15/05	**Drake**	**W, 75-72**
2/13/05	at Drake	L, 57-74
3/10/05	# vs. Drake $	L, 44-61
1/14/06	at Drake	L, 52-67
2/12/06	**Drake**	**L, 62-63**
1/14/07	**Drake**	**W, 67-57**
2/9/07	at Drake	L, 52-64
3/11/07	at Drake $	L, 64-65 (ot)
1/12/08	**Drake**	**L, 51-73**
2/9/08	at Drake	L, 52-72
1/31/09	at Drake	W, 68-65
2/27/09	**© Drake**	**L, 44-51**
3/14/09	% vs. Drake $	W, 53-35
1/29/10	**Drake**	**W, 74-61**
2/26/10	at Drake	W, 77-57
3/12/10	% vs. Drake $	W, 65-62
12/31/10	**Drake**	**W, 58-51**
3/5/11	at Drake	L, 54-65
12/31/11	**Drake**	**L, 44-47**
3/3/12	at Drake	L, 50-54
3/11/12	% vs. Drake $	W, 53-38
2/2/13	at Drake	W, 98-71
3/3/13	**Drake**	**W, 67-66**
11/8/13	at Drake	L, 55-62
12/14/14	**Drake**	**W, 93-71**
11/24/15	at Drake	L, 72-81
11/17/16	**Drake**	**W, 80-77**
12/3/17	at Drake	W, 108-100 (4ot)
11/28/18	**# 24 Drake**	**L, 69-85**
11/16/19	at Drake	L, 53-63
11/25/20	**Drake**	**L, 62-75**
11/10/21	at Drake	L, 79-82
12/10/22	**Drake**	**W, 75-71**
12/17/23	at Drake	W, 89-78
11/11/24	**Drake**	**W, 80-72**

*** = played at Grand View College in Des Moines, Iowa**
@ = played in Springfield, Mo.
 # = played in Normal, Ill.
% = played in St. Charles, Mo.
© = Game played at CHI Health Center Omaha
$ = MVC Tournament game

East Carolina (Creighton leads 1-0)
Home: 0-0 Away: 0-0 Neutral: 1-0

Date	Opponent	Score
11/26/16	@ vs. East Carolina	W, 91-66

@ = played in Cedar Park, Texas

Eastern Illinois (Creighton trails 2-0)
Home: 0-0 Away: 0-0 Neutral: 0-2

Date	Opponent	Score
11/26/82	@ vs. Eastern Illinois	L, 73-83
12/3/06	# vs. Eastern Illinois	L, 71-81

@ = played in St. Louis, Mo.
 # = played in Columbia, Mo.

Eastern Washington (Creighton leads 1-0)
Home: 0-0 Away: 0-0 Neutral: 1-0

Date	Opponent	Score
11/28/16	@ vs. Eastern Washington	W, 66-60 (ot)

@ = played in Cedar Park, Texas

Evansville (Creighton leads 31-11)
Home: 15-4 Away: 14-4 Neutral: 2-3

Date	Opponent	Score
1/24/95	**Evansville**	**W, 90-58**
2/23/95	at Evansville	W, 83-68
1/7/96	at Evansville	W, 85-82
2/1/96	**Evansville**	**W, 102-77**
1/19/97	**Evansville**	**W, 82-63**
2/17/97	at Evansville	W, 84-78 (ot)
1/24/98	at Evansville	W, 79-77 (ot)
2/21/98	**Evansville**	**W, 81-64**
1/21/99	**Evansville**	**L, 54-75**
2/22/99	at Evansville	W, 62-57
3/6/99	@ $ vs. Evansville	L, 72-75 (ot)
1/20/00	at Evansville	L, 71-80
2/17/00	**Evansville**	**L, 62-69**
1/21/01	**Evansville**	**L, 71-79**
2/15/01	at Evansville	W, 72-68
3/8/01	# $ vs. Evansville	L, 70-76
1/1/02	at Evansville	W, 77-72
2/28/02	**Evansville**	**W, 67-61**
3/8/02	# $ vs. Evansville	W, 69-52
1/18/03	**Evansville**	**W, 98-75**
2/13/03	at Evansville	W, 84-64
1/3/04	^ $ vs. Evansville	W, 64-63
3/4/04	**Evansville**	**W, 78-65**
1/2/05	at Evansville	W, 91-75
3/5/05	**Evansville**	**W, 72-65 (2ot)**
1/22/06	at Evansville	L, 46-59
2/19/06	**Evansville**	**L, 73-78**
1/21/07	at Evansville	W, 76-74
2/15/07	**Evansville**	**W, 77-65**
1/17/08	at Evansville	L, 60-75
2/17/08	**Evansville**	**W, 82-71**
1/7/09	at Evansville	W, 50-47
2/12/09	**Evansville**	**W, 68-57**
3/15/09	% $ vs. Evansville	L, 45-47
1/14/10	at Evansville	W, 63-37
2/13/10	**Evansville**	**W, 42-41**
1/6/11	at Evansville	W, 81-55
2/5/11	**Evansville**	**W, 60-50**
1/12/12	**Evansville**	**W, 65-33**
2/9/12	at Evansville	L, 45-48
1/5/13	at Evansville	W, 70-63
3/7/13	**Evansville**	**W, 74-69 (ot)**

@ = played in Des Moines, Iowa
 # =played in Springfield, Mo.
^ = played in Vincennes, Ind.
% = played in St. Charles, Mo.
$ = MVC Tournament game

Florida (Creighton trails 1-0)
Home: 0-0 Away: 0-0 Neutral: 0-1

Date	Opponent	Score
12/1/01	@ vs. #19 Florida	L, 67-78

@ = played in New Orleans, La.

Florida International (Creighton trails 1-0)
Home: 0-0 Away: 0-0 Neutral: 0-1

Date	Opponent	Score
3/15/02	@! vs. #23 Florida International	L, 58-73

@ = played in State College, Pa.
! = NCAA Tournament game

Florida State (Creighton trails 2-0)
Home: 0-1 Away: 0-1 Neutral: 0-0

Date	Opponent	Score
12/21/17	**#13 Florida State**	**L, 82-92**
12/16/18	at Florida State	L, 52-71

George Mason (Creighton leads 1-0)
Home: 0-0 Away: 0-0 Neutral: 1-0

Date	Opponent	Score
11/24/89	@ vs. George Mason	W, 107-98

@ = played in Las Vegas, Nev.

Georgetown (Creighton leads 21-5)
Home: 10-1 Away: 9-3 Neutral: 2-1

Date	Opponent	Score
1/1/14	at Georgetown	W, 65-63 (ot)
2/5/14	**Georgetown**	**W, 75-61**
12/30/14	**Georgetown**	**W, 76-61**
2/27/15	at Georgetown	W, 71-62
1/3/16	at Georgetown	L, 57-69
1/31/16	**Georgetown**	**L, 44-57**
1/8/17	**Georgetown**	**W, 70-68 (ot)**
2/5/17	at Georgetown	W, 67-59
12/30/17	**Georgetown**	**W, 69-58**
2/23/18	at Georgetown	L, 67-70
1/6/19	**Georgetown**	**W, 65-38**
2/1/19	at Georgetown	L, 53-62
12/29/19	at Georgetown	W, 65-56
3/1/20	**Georgetown**	**W, 95-70**
1/30/21	**Georgetown**	**W, 65-57**
2/15/21	at Georgetown	W, 42-41
3/5/21	ª vs Georgetown	W, 56-42
12/3/21	**© Georgetown**	**W, 64-38**
1/21/22	at Georgetown	W, 80-70
1/28/23	at Georgetown	W, 65-57
2/18/23	**Georgetown**	**W, 75-34**
1/24/24	at Georgetown	W, 77-72
3/10/24	ª vs Georgetown	L, 46-55
1/29/25	at Georgetown	W, 84-70
2/15/25	**Georgetown**	**W, 70-48**
3/8/25	^ ª vs Georgetown	W, 72-70

ª = BIG EAST Tournmanet game
© = Game played at CHI Health Center Omaha
^ = played in Uncasville, Conn.

Georgia Tech (Creighton leads 1-0)
Home: 0-0 Away: 0-0 Neutral: 1-0

Date	Opponent	Score
11/23/23	@ vs. Georgia Tech	W, 57-46

@ = played in Cancun, Mexico

Grand View (Creighton leads 2-0)
Home: 2-0 Away: 0-0 Neutral: 0-0

Date	Opponent	Score
1/8/81	**Grand View**	**W, 79-59**
2/26/84	**Grand View**	**W, 67-40**

Green Bay (Creighton leads 5-4)
Home: 3-1 Away: 2-2 Neutral: 0-1

Date	Opponent	Score
11/28/82	@ vs. Green Bay	L, 85-89
1/5/87	at Green Bay	L, 55-61
2/20/87	**Green Bay**	**W, 72-65**
1/23/88	**Green Bay**	**W, 79-58**
1/12/89	at Green Bay	L, 64-77
12/17/94	**Green Bay**	**W, 63-57**
12/16/95	at Green Bay	W, 63-61
11/16/23	**Green Bay**	**L, 53-65**
12/14/24	at Green Bay	W, 74-52

@ = played in St. Louis, Mo.

Greenville (Creighton leads 1-0)
Home: 1-0 Away: 0-0 Neutral: 0-0

Date	Opponent	Score
12/10/78	**Greenville**	**W, 63-60**

Hardin-Simmons (Creighton leads 1-0)
Home: 0-0 Away: 1-0 Neutral: 0-0

Date	Opponent	Score
2/28/85	at Hardin-Simmons	W, 94-63

Hastings (Creighton trails 3-2)
Home: 1-1 Away: 1-2 Neutral: 0-0

Date	Opponent	Score
2/9/78	at Hastings	W, 53-51
1/15/79	**Hastings**	**L, 54-55**
2/25/79	at Hastings	L, 51-64
1/14/80	at Hastings	L, 64-71
2/2/80	**Hastings**	**W, 68-65**

Houston (Creighton leads 3-1)
Home: 2-0 Away: 1-1 Neutral: 0-0

Date	Opponent	Score
11/24/04	at Houston	L, 63-80
11/30/05	**Houston**	**W, 76-59**
12/8/12	at Houston	W, 75-54
11/23/13	**Houston**	**W, 65-55**

Illinois (Creighton trails 2-0)
Home: 0-0 Away: 0-0 Neutral: 0-2

Date	Opponent	Score
12/6/96	@ vs. Illinois	L, 71-87
3/22/25	# ! vs. Illinois	L, 57-66

@ = played in Corvallis, Ore.
 # = played in Austin, Texas
! = NCAA Tournament game

Illinois State (Creighton leads 30-18)
Home: 20-2 Away: 8-14 Neutral: 2-2

Date	Opponent	Score
3/4/82	at Illinois State	L, 51-68
1/11/93	at Illinois State	L, 68-69
2/25/93	**Illinois State**	**W, 80-57**
1/2/94	**Illinois State**	**W, 63-48**
2/28/94	at Illinois State	W, 80-73
3/8/94	**$ Illinois State**	**W, 75-44**
1/4/95	**Illinois State**	**W, 79-59**
2/28/95	at Illinois State	L, 69-78
1/18/96	at Illinois State	L, 69-88
2/15/96	**Illinois State**	**W, 73-60**
1/13/97	at Illinois State	L, 60-79
2/6/97	**Illinois State**	**W, 65-54**
1/17/98	**Illinois State**	**W, 65-62**
2/14/98	at Illinois State	L ,64-78
1/7/99	**Illinois State**	**W, 80-69**
2/4/99	at Illinois State	W, 65-59
1/8/00	at Illinois State	L, 50-61
1/29/00	**Illinois State**	**W, 65-43**
1/12/01	at Illinois State	W, 86-70
2/11/01	**Illinois State**	**W, 77-52**
1/12/02	at Illinois State	L, 57-64 (ot)
2/7/02	**Illinois State**	**W, 68-51**
1/30/03	at Illinois State	W, 77-72
3/1/03	**Illinois State**	**W, 72-50**
3/13/03	@ $ vs. Illinois State	W, 70-54
1/10/04	**Illinois State**	**W, 77-72**
2/6/04	at Illinois State	W, 75-72
1/8/05	**Illinois State**	**W, 79-78 (ot)**
2/6/05	at Illinois State	W, 79-64
1/26/06	**Illinois State**	**L, 68-71**
2/26/06	at Illinois State	L, 61-75
12/29/06	at Illinois State	L, 59-70
3/3/07	**Illinois State**	**L, 54-72**
3/10/07	@ $ vs. Illinois State	W, 59-56
2/2/08	at #24 Illinois State	W, 75-71
2/29/08	**Illinois State**	**W, 80-77 (ot)**
3/15/08	# $ vs. Illinois State	L, 60-68
1/1/09	at Illinois State	L, 43-63
3/7/09	**Illinois State**	**W, 65-62 (ot)**
1/2/10	at Illinois State	W, 69-44
3/2/10	**Illinois State**	**W, 60-57**
1/20/11	at Illinois State	L, 57-70
2/19/11	**Illinois State**	**W, 71-44**
1/22/12	at Illinois State	L, 66-79
2/17/12	**Illinois State**	**W, 68-59**
1/11/13	**Illinois State**	**W, 64-45**
2/10/13	at Illinois State	L, 60-66
3/16/13	# $ vs. Illinois State	L, 61-64 (ot)

@ = played in Des Moines, Iowa
 # = played in St. Charles, Mo.
$ - MVC Tournament game

Illinois-Chicago (Creighton leads 1-0)
Home: 0-0 Away: 1-0 Neutral: 0-0

Date	Opponent	Score
1/14/86	at Illinois-Chicago	W, 57-47

Indiana (Series tied 1-1)
Home: 1-0 Away: 0-1 Neutral: 0-0

Date	Opponent	Score
11/30/90	at Indiana	L, 57-78
12/2/91	**Indiana**	**W, 65-62**

Indiana State (Creighton leads 34-13)
Home: 18-3 Away: 12-9 Neutral: 4-1

Date	Opponent	Score
2/1/93	**Indiana State**	**W, 83-51**
2/13/93	at Indiana State	W, 80-65
1/13/94	at Indiana State	W, 61-53
2/13/94	**Indiana State**	**W, 88-53**
3/11/94	@ $ vs. Indiana State	W, 93-78
1/2/95	at Indiana State	W, 81-72
3/5/95	**Indiana State**	**W, 110-102**
1/20/96	at Indiana State	W, 105-86
2/17/96	**Indiana State**	**W, 66-59**
1/10/97	at Indiana State	W, 90-79
2/9/97	**Indiana State**	**L, 55-60**
1/19/98	**Indiana State**	**W, 73-68**
2/16/98	at Indiana State	L, 50-63
1/9/99	**Indiana State**	**W, 72-63**
2/6/99	at Indiana State	L, 55-64
3/5/99	# $ vs. Indiana State	W, 76-54
1/27/00	**Indiana State**	**W, 58-56**
2/27/00	at Indiana State	L, 61-72
1/15/01	at Indiana State	W, 71-64
2/9/01	**Indiana State**	**W, 65-57**
1/14/02	at Indiana State	W, 79-46
2/9/02	**Indiana State**	**W, 76-61**
3/7/02	@ $ vs. Indiana State	W, 79-65
2/2/03	at Indiana State	L, 70-75
2/27/03	**Indiana State**	**W, 72-59**
1/8/04	**Indiana State**	**W, 87-69**
2/8/04	at Indiana State	W, 47-46
1/6/05	**Indiana State**	**W, 75-72**
2/4/05	at Indiana State	L, 76-79
1/28/06	**Indiana State**	**L, 60-79**
2/24/06	at Indiana State	L, 58-78
3/10/06	@ $ vs. Indiana State	L, 51-73
12/31/06	at Indiana State	L, 62-89
3/1/07	**Indiana State**	**L, 64-69**
3/9/07	# $ vs. Indiana State	W, 69-65
1/31/08	at Indiana State	W, 68-60
3/2/08	**Indiana State**	**W, 87-74**
1/3/09	at Indiana State	L, 54-56
3/5/09	**Indiana State**	**W, 54-35**
12/31/09	at Indiana State	W, 55-44
3/6/10	**Indiana State**	**W, 66-53**
1/22/11	at Indiana State	62-53
2/17/11	**Indiana State**	**W, 71-62**
1/20/12	at Indiana State	W, 64-62
2/19/12	**Indiana State**	**W, 63-48**
1/13/13	**Indiana State**	**W, 69-50**
2/8/13	at Indiana State	L, 41-58

@ = played in Springfield, Mo.
 # = played in Des Moines, Iowa
$ = MVC Tournament game

Iowa (Series tied 7-7)
Home: 2-3 Away: 4-4 Neutral: 1-0

Date	Opponent	Score
1/30/82	**Iowa**	**W, 74-66**
11/23/85	at Iowa	L, 60-66
12/8/94	at Iowa	W, 63-53
11/29/95	**Iowa**	**L, 41-68**
12/15/01	at Iowa	L, 43-86
12/8/02	**Iowa**	**W, 89-82**
3/25/03	& at Iowa	W, 70-64
12/28/03	at Iowa	W, 84-72 (ot)
12/10/04	**Iowa**	**L, 82-91 (ot)**
3/18/05	& at Iowa	L, 52-67
12/23/05	at Iowa	L, 64-74
11/26/06	**Iowa**	**L, 69-75**
3/17/18	$ vs. Iowa	W, 76-70
3/20/22	$ at #8 Iowa	W, 64-62

& = WNIT game
! = NCAA Tournament Game
(played in Los Angeles, Calif.)
$ = NCAA Tournament (played at Iowa City, Iowa)

Iowa State (Creighton trails 16-8)
Home: 4-8 Away: 3-8 Neutral: 0-1

Date	Opponent	Score
12/12/80	at Iowa State	L, 54-67
1/22/81	**Iowa State**	**L, 40-78**
11/28/81	**Iowa State**	**L, 57-79**
12/12/82	at Iowa State	W, 84-82 (ot)
1/12/84	**Iowa State**	**W, 84-67**
12/17/84	at Iowa State	W, 91-59
1/11/88	**Iowa State**	**W, 80-59**
11/27/88	at Iowa State	L, 70-81
12/15/89	**Iowa State**	**L, 76-93**
12/5/90	at Iowa State	L, 68-69
1/6/92	**Iowa State**	**W, 86-72**
12/1/92	at Iowa State	W, 71-55
11/30/93	**Iowa State**	**W, 81-53**
11/29/94	at Iowa State	L, 69-72
12/20/95	**Iowa State**	**L, 81-95**
11/27/96	at Iowa State	L, 49-69
11/20/97	**Iowa State**	**L, 53-55**
11/24/98	at Iowa State	L, 60-79
11/19/99	**Iowa State**	**L, 61-77**
11/29/00	at Iowa State	L, 71-74
11/27/01	**#5 Iowa State**	**L, 74-75 (ot)**
12/16/07	at Iowa State	L, 52-60
11/23/08	**Iowa State**	**L, 59-63**
3/25/22	$ vs #10 Iowa State	W, 76-68

$ = NCAA Tournament (played in Greensboro, N.C.)

Iowa Western (Series tied 1-1)
Home: 0-1 Away: 1-0 Neutral: 0-0

Date	Opponent	Score
2/19/77	**Iowa Western**	**L, 38-39**
1/25/78	at Iowa Western	W, 72-21

Kansas (Creighton trails 26-14)
Home: 9-10 Away: 5-16 Neutral: 0-0

Date	Opponent	Score
11/22/80	**Kansas**	**L, 39-75**
2/7/81	at Kansas	L, 45-103
12/2/81	**Kansas**	**L, 31-66**
2/26/82	at Kansas	L, 44-94
12/4/84	at Kansas	L, 67-68
12/30/84	**Kansas**	**W, 67-56**
12/14/85	at Kansas	L, 54-79
1/9/86	**Kansas**	**W, 85-67**
12/23/86	**Kansas**	**W, 62-58**
1/9/87	at Kansas	W, 71-63
12/17/88	at Kansas	L, 71-76
12/22/89	**Kansas**	**L, 85-105**
12/22/90	at Kansas	W, 80-78
1/9/92	**#19 Kansas**	**W, 74-51**
1/2/93	at Kansas	W, 75-60
11/26/93	**Kansas**	**L, 68-74**
12/10/94	at Kansas	L, 84-101
12/6/95	**Kansas**	**L, 66-86**
12/15/96	at Kansas	L, 70-88
11/16/97	**Kansas**	**L, 59-63**
12/12/98	at Kansas	L, 62-70
12/7/99	**Kansas**	**W, 55-54**
12/16/00	at Kansas	W, 76-54
11/20/01	**Kansas**	**W, 72-58**
12/14/02	at Kansas	W, 72-58
12/21/04	**Kansas**	**W, 68-63**
12/21/05	at Kansas	L, 52-63
11/20/06	**Kansas**	**L, 47-60**
11/27/07	at Kansas	L, 56-91
12/13/08	**Kansas**	**L, 58-59 (ot)**
3/23/09	& at Kansas	L, 64-79
12/13/09	at #23 Kansas	L, 56-77
3/21/10	& at Kansas	L, 68-71
12/22/10	**© Kansas**	**L, 58-64**
11/16/11	at Kansas	L, 59-73
11/25/12	**#22 Kansas**	**L, 48-58**
11/17/13	at Kansas	L, 66-74
12/22/14	**Kansas**	**W, 84-81 (ot)**
12/2/15	at Kansas	L, 54-67
11/30/16	**Kansas**	**W, 69-49**

& = WNIT game
© = Game played at CHI Health Center Omaha

Kansas City (Creighton leads 12-5)
Home: 8-1 Away: 3-4 Neutral: 1-0

Date	Opponent	Score
2/6/82	**Kansas City**	**L, 58-66**
2/5/83	at Kansas City	L, 80-87
2/16/84	**Kansas City**	**W, 70-66**
1/18/88	**Kansas City**	**W, 83-67**
12/19/88	at Kansas City	L, 59-75
2/5/90	**Kansas City**	**W, 63-60**
2/27/91	at Kansas City	L, 54-63
2/11/92	**Kansas City**	**W, 60-43**
12/28/92	@ vs. Kansas City	W, 64-51
12/20/93	at Kansas City	W, 97-71
12/31/94	**Kansas City**	**W, 77-59**
12/9/97	at Kansas City	L, 58-70
12/8/98	**Kansas City**	**W, 64-58**
12/8/01	at Kansas City	W, 80-48
11/24/02	**Kansas City**	**W, 77-60**
11/23/03	at Kansas City	W, 74-61
11/22/04	**Kansas City**	**W, 84-64**

@ = played in Stillwater, Okla.

Kansas State (Creighton trails 16-5)
Home: 4-6 Away: 1-10 Neutral: 0-0

Date	Opponent	Score
12/6/80	**Kansas State**	**L, 63-73**
1/31/81	**Kansas State**	**L, 53-77**
2/11/82	**Kansas State**	**L, 49-79**
2/20/82	at Kansas State	L, 36-89
12/21/82	**Kansas State**	**L, 62-81**
12/10/83	at Kansas State	L, 50-66
1/12/85	at Kansas State	L, 64-71
12/13/86	**Kansas State**	**W, 62-59**
12/2/87	at Kansas State	L, 60-67 (ot)
12/10/88	**Kansas State**	**L, 45-69**
12/17/89	at Kansas State	L, 50-89
12/15/90	**Kansas State**	**W, 83-75**
11/30/91	at Kansas State	W, 77-57
3/11/99	& at Kansas State	L, 60-71
12/14/03	at #11 Kansas State	L, 60-94
12/19/05	**Kansas State**	**L, 59-69**
11/13/06	at Kansas State	L, 79-94
12/18/07	**Kansas State**	**W, 69-62**
12/9/08	at #25 Kansas State	L, 55-64
11/23/09	**Kansas State**	**W, 63-54**
11/14/24	at #10 Kansas State	L, 68-86

& = WNIT game

Kent State (Creighton leads 1-0)
Home: 0-0 Away: 0-0 Neutral: 1-0

Date	Opponent	Score
11/23/07	@ vs. Kent State	W, 71-57

@ = played in Ft. Collins, Colo.

Lamar (Creighton leads 2-0)
Home: 0-0 Away: 0-0 Neutral: 2-0

Date	Opponent	Score
11/29/85	@ vs. Lamar	W, 88-59
12/1/95	# vs. Lamar	W, 80-66

@ = played in Stillwater, Okla.
 # = played in San Marcos, Texas

Liberty (Creighton leads 1-0)
Home: 0-0 Away: 0-0 Neutral: 1-0

Date	Opponent	Score
11/12/10	@ vs. Liberty	W, 40-35

@ = played in Raleigh, N.C.

Long Beach State (Creighton leads 1-0)
Home: 1-0 Away: 0-0 Neutral: 0-0

Date	Opponent	Score
3/18/92	**! Long Beach State**	**W, 79-66**

! - NCAA Tournament game

Loras (Creighton leads 1-0)
Home: 1-0 Away: 0-0 Neutral: 0-0

Date	Opponent	Score
2/4/84	**Loras**	**W, 67-53**

Louisiana-Monroe (Creighton trails 1-0)
Home: 0-0 Away: 0-0 Neutral: 0-1

Date	Opponent	Score
12/10/05	@ vs. Louisiana-Monroe	L, 60-61

@ = played in Albuquerque, N.M.

Louisiana Tech (Creighton trails 1-0)
Home: 0-0 Away: 0-1 Neutral: 0-0

Date	Opponent	Score
2/15/86	at Louisiana Tech	L, 61-66

Loyola (Ill.) (Series tied 2-2)
Home: 1-0 Away: 1-2 Neutral: 0-0

Date	Opponent	Score
1/13/81	at Loyola	L, 51-69
3/6/84	at Loyola	L, 67-72
1/12/86	at Loyola	W, 117-108 (4ot)
2/16/87	**Loyola**	**W, 80-75**

Maine (Creighton leads 1-0)
Home: 0-0 Away: 1-0 Neutral: 0-0

Date	Opponent	Score
3/20/03	& at Maine	W, 74-67

& = WNIT game

Marist (Creighton leads 2-0)
Home: 1-0 Away: 1-0 Neutral: 0-0

Date	Opponent	Score
11/15/15	**Marist**	**W, 89-46**
12/21/16	at Marist	W, 72-50

Marquette (Creighton leads 19-14)
Home: 13-2 Away: 6-10 Neutral: 0-2

Date	Opponent	Score
1/11/86	at Marquette	W, 75-56
1/25/86	**Marquette**	**W, 84-53**
12/20/86	**Marquette**	**W, 72-49**
1/7/87	at Marquette	W, 77-60
3/24/08	& at Marquette	L, 69-75 (ot)
11/19/09	at Marquette	L, 59-66
11/28/10	**Marquette**	**W, 63-61**
1/25/14	**Marquette**	**W, 83-64**
3/1/14	at Marquette	L, 71-73
1/25/15	at Marquette	W, 93-75
2/22/15	**Marquette**	**W, 82-60**
1/24/16	at Marquette	L, 72-79
2/19/16	**Marquette**	**W, 83-81**
1/2/17	at Marquette	W, 83-63
1/29/17	**Marquette**	**W, 80-77**
3/6/17	[a] at Marquette	L, 65-72
1/7/18	**Marquette**	**L, 77-92**
2/4/18	at Marquette	W, 74-73
3/5/18	$ [a] vs. Marquette	L, 70-76
12/31/18	at #20 Marquette	L, 67-85
3/1/19	**#13 Marquette**	**W, 71-65**
1/3/20	**Marquette**	**W, 72-62**
2/2/20	at Marquette	L, 50-52
2/1/21	**Marquette**	**L, 53-66**
2/22/21	at Marquette	L, 41-65
3/7/21	[a] vs Marquette	L, 59-64
1/7/22	**Marquette**	**W, 62-45**
2/6/22	at Marquette	L, 47-50
1/8/23	**Marquette**	**W, 68-42**
2/22/23	at Marquette	W, 55-44
12/13/23	at #19 Marquette	L, 70-76
1/31/24	**Marquette**	**W, 76-71**
1/8/25	**Marquette**	**W, 71-68**

[a] = BIG EAST Tournament game
$ = played in Chicago, Ill.
& = WNIT game

McNeese State (Creighton leads 1-0)
Home: 0-0 Away: 0-0 Neutral: 1-0

Date	Opponent	Score
12/2/01	@ McNeese State	W, 67-49

@ = played in New Orleans, La.

Memphis (Creighton leads 3-0)
Home: 1-0 Away: 2-0 Neutral: 0-0

Date	Opponent	Score
11/28/83	at Memphis	W, 65-60
12/6/06	at Memphis	W, 89-79
11/19/07	**Memphis**	**W, 90-57**

Miami (Ohio) (Creighton leads 1-0)
Home: 0-0 Away: 0-0 Neutral: 1-0

Date	Opponent	Score
12/21/12	@ Miami (Ohio)	W, 66-57

@ = played in Cancun, Mexico

Michigan (Series tied 1-1)
Home: 1-0 Away: 0-1 Neutral: 0-0

Date	Opponent	Score
11/22/02	at Michigan	L, 66-75
12/7/03	**Michigan**	**W, 82-66**

Michigan State (Creighton leads 1-0)
Home: 0-0 Away: 0-0 Neutral: 1-0

Date	Opponent	Score
11/24/23	@ vs. Michigan State	W, 83-69

@ = played in Cancun, Mexico

Midland (Creighton trails 8-0)
Home: 0-2 Away: 0-6 Neutral: 0-0

Date	Opponent	Score
11/26/73	at Midland	L, 24-39
1/26/75	at Midland	L, 27-56
12/3/76	at Midland	L, 42-68
2/14/77	**Midland**	**L, 40-49**
12/3/77	at Midland	L, 45-59
12/9/78	**Midland**	**L, 77-83**
2/24/79	at Midland	L, 61-77
2/17/80	at Midland	L, 59-81

Minnesota (Creighton trails 6-1)
Home: 1-1 Away: 0-5 Neutral: 0-0

Date	Opponent	Score
11/26/77	at Minnesota	L, 53-70
12/15/79	at Minnesota	L, 58-92
12/4/03	at #9 Minnesota	L, 71-82
11/28/04	**#18 Minnesota**	**L, 71-79**
11/22/06	at Minnesota	L, 55-75
12/30/12	at Minnesota	L, 81-88 (2ot)
11/16/13	**Minnesota**	**W, 63-52**

Minnesota State (Creighton leads 1-0)
Home: 1-0 Away: 0-0 Neutral: 0-0

Date	Opponent	Score
2/8/86	**Minnesota State**	**W, 72-56**

Mississippi State (Creighton trails 1-0)
Home: 0-0 Away: 0-0 Neutral: 0-1

Date	Opponent	Score
3/17/23	$ vs. Mississippi State	L, 66-81

$ = NCAA Tournament (played at South Bend, Ind.)

Missouri (Series tied 8-8)
Home: 4-3 Away: 4-4 Neutral: 0-1

Date	Opponent	Score
1/14/84	at Missouri	L, 62-100
12/6/85	**Missouri**	**W, 84-71**
12/30/86	at Missouri	L, 65-84
12/4/87	**Missouri**	**L, 82-93**
12/6/88	at Missouri	L, 66-77
12/9/89	**Missouri**	**L, 92-93**
11/28/90	at Missouri	W, 67-63
1/11/92	**Missouri**	**W, 92-66**
12/9/92	at Missouri	W, 79-65 (ot)
1/11/94	**Missouri**	**W, 76-54**
12/20/94	at Missouri	W, 70-62
11/25/95	at Missouri	W, 78-69
12/13/96	**Missouri**	**L, 47-69**
12/2/06	at Missouri	L, 66-70
3/20/14	**& Missouri**	**W, 77-51**
11/25/16	# vs. Missouri	L, 63-72

& = WNIT game
 # = played in Bimini, Bahamas

Missouri State (Creighton trails 31-19)
Home: 13-9 Away: 4-20 Neutral: 2-2

Date	Opponent	Score
1/29/83	**Missouri State**	**W, 59-40**
1/14/93	**Missouri State**	**W, 58-55**
2/20/93	at Missouri State	L, 59-73
1/23/94	**Missouri State**	**W, 69-56**
2/5/94	at Missouri State	L, 60-75
3/12/94	$ at Missouri State	L, 71-88
1/27/95	at Missouri State	L, 74-77
2/18/95	**Missouri State**	**W, 76-61**
1/27/96	**Missouri State**	**L, 63-77**
2/23/96	at Missouri State	L, 72-74 (ot)
3/8/96	@ $ vs. Missouri State	L, 54-66
12/31/96	at Missouri State	L, 45-56
3/1/97	**Missouri State**	**L, 60-70**
1/8/98	at Missouri State	L, 52-71
2/7/98	**Missouri State**	**W, 78-75 (ot)**
3/6/98	$ at Missouri State	L, 69-83
1/2/99	at Missouri State	W, 67-64
1/28/99	**Missouri State**	**L, 56-77**
12/29/99	**Missouri State**	**L, 59-64**
2/3/00	at Missouri State	L, 51-74
3/9/00	$ at Missouri State	L, 53-72
12/30/00	**Missouri State**	**L, 59-84**
3/1/01	at Missouri State	L, 59-94
1/6/02	**Missouri State**	**W, 84-47**
1/31/02	at Missouri State	W, 74-61
1/12/03	at Missouri State	L, 71-73
2/7/03	**Missouri State**	**W, 78-69**
3/14/03	@ $ vs. Missouri State	L, 70-81
1/17/04	at Missouri State	L, 80-86 (ot)
2/15/04	**# 23 Missouri State**	**L, 65-71**
1/23/05	at Missouri State	L, 51-66
2/20/05	**Missouri State**	**L, 48-65**
1/9/06	**Missouri State**	**W, 78-57**
2/2/06	at Missouri State	L, 63-70
1/25/07	**Missouri State**	**W, 61-51**
2/23/07	at Missouri State	L, 60-70
1/6/08	**Missouri State**	**W, 79-73 (ot)**
3/8/08	at Missouri State	L, 73-79
3/14/08	# $ vs. Missouri State	W, 56-49
1/8/09	**Missouri State**	**W, 92-63**
2/6/09	at Missouri State	W, 74-61
1/9/10	**Missouri State**	**L, 67-82**
2/5/10	at Missouri State	L, 64-70
1/27/11	**Missouri State**	**W, 62-53**
2/27/11	at Missouri State	L, 65-73
1/5/12	at Missouri State	L, 60-70
2/24/12	**Missouri State**	**L, 55-63**
3/10/12	# $ vs. Missouri State	W, 56-47
1/21/13	at Missouri State	W, 73-53
2/14/13	**Missouri State**	**W, 67-51**

@ = played in Des Moines, Iowa
 # = played in St. Charles, Mo.
$ = MVC Tournament game

Missouri Western (Series tied 1-1)
Home: 1-0 Away: 0-1 Neutral: 0-0

Date	Opponent	Score
11/23/82	at Missouri Western	L, 78-82
11/22/85	**Missouri Western**	**W, 77-42**

Montana (Series tied 1-1)
Home: 1-0 Away: 0-1 Neutral: 0-0

Date	Opponent	Score
12/14/86	**Montana**	**W, 70-47**
12/22/87	at Montana	L, 76-84

Montana State (Creighton leads 3-1)
Home: 2-0 Away: 1-1 Neutral: 0-0

Date	Opponent	Score
11/30/86	**Montana State**	**W, 79-62**
12/20/87	at Montana State	L, 57-73
12/12/97	at Montana State	W, 63-55
11/21/98	**Montana State**	**W, 84-53**

Morningside (Creighton leads 3-1)
Home: 2-1 Away: 0-0 Neutral: 1-0

Date	Opponent	Score
12/18/81	**Morningside**	**L, 58-61**
11/19/83	@ vs. Morningside	W, 67-60
2/7/85	**Morningside**	**W, 76-75**
1/4/89	**Morningside**	**W, 76-54**

@ = played in Vermillion, S.D.

National College of Education
(Creighton leads 1-0)
Home: 1-0 Away: 0-0 Neutral: 0-0

Date	Opponent	Score
1/22/83	**National College of Education**	**W, 85-38**

Nebraska (Creighton trails 31-19)
Home: 15-8 Away: 4-23 Neutral: 0-0

Date	Opponent	Score
2/19/74	at Nebraska	L, 38-59
1/31/75	at Nebraska	L, 27-57
2/17/75	at Nebraska	L, 43-46
2/28/80	at Nebraska	L, 47-81
1/21/81	at Nebraska	L, 49-63
2/19/81	**Nebraska**	**W, 75-69**
12/3/83	at Nebraska	L, 70-75
12/8/84	**Nebraska**	**W, 86-75**
12/7/85	at Nebraska	L, 77-86
1/6/86	**Nebraska**	**W, 76-58**
12/8/86	**Nebraska**	**W, 76-69**
1/1/87	at Nebraska	L, 59-72
12/8/87	at Nebraska	L, 62-75
1/6/89	**Nebraska**	**L, 57-74**
1/3/90	at Nebraska	L, 77-103
1/3/91	**Nebraska**	**W, 81-80 (ot)**
11/22/91	at Nebraska	L, 73-75
12/19/92	**Nebraska**	**L, 58-79**
12/10/93	at Nebraska	W, 97-64
12/28/94	**Nebraska**	**W, 79-72**
12/30/95	at Nebraska	L, 69-86
12/3/96	**Nebraska**	**L, 63-84**
11/24/97	#21 at Nebraska	L, 59-80
12/6/98	**Nebraska**	**L, 74-82**
12/12/99	at Nebraska	L, 69-77
12/3/00	**Nebraska**	**W, 66-57**
11/18/01	at Nebraska	L, 56-59
12/1/02	**Nebraska**	**W, 55-40**
12/21/03	at Nebraska	L, 62-70
12/18/04	**Nebraska**	**W, 58-57**
11/21/05	at Nebraska	L, 50-84
12/19/06	**Nebraska**	**L, 57-60**
11/30/07	at Nebraska	L, 65-79
11/17/08	**Nebraska**	**L, 67-72**
12/9/09	at #24 Nebraska	L, 56-69
12/8/10	**Nebraska**	**L, 55-63**
12/8/11	at Nebraska	L, 55-66
12/5/12	**#25 Nebraska**	**W, 66-57**
12/14/13	at #19 Nebraska	L, 38-63
12/11/14	**#12 Nebraska**	**L, 57-60**
12/6/15	at Nebraska	L, 63-65
12/18/16	**Nebraska**	**W, 80-64**
11/19/17	at Nebraska	W, 64-49
12/2/18	**Nebraska**	**W, 74-65**
11/24/19	at Nebraska	W, 79-74
12/14/20	**Nebraska**	**W, 78-62**
11/17/21	at Nebraska	L, 62-67
11/15/22	**#22 Nebraska**	**W, 77-51**
11/19/23	at Nebraska	W, 79-74
11/22/24	**#21 Nebraska**	**W, 80-74**

Nebraska Wesleyan (Creighton leads 11-0)
Home: 8-0 Away: 3-0 Neutral: 0-0

Date	Opponent	Score
1/15/74	**Nebraska Wesleyan**	**W, 42-10**
2/8/75	**Nebraska Wesleyan**	**W, 55-31**
1/18/77	**Nebraska Wesleyan**	**W, 57-34**
2/4/77	**Nebraska Wesleyan**	**W, 50-40**
12/23/77	**Nebraska Wesleyan**	**W, 61-41**
2/19/78	at Nebraska Wesleyan	W, 49-43
2/25/78	**Nebraska Wesleyan**	**W, 54-51**
11/28/78	**Nebraska Wesleyan**	**W, 60-31**
1/31/79	at Nebraska Wesleyan	W, 48-44
12/6/79	at Nebraska Wesleyan	W, 67-51
1/31/80	**Nebraska Wesleyan**	**W, 71-52**

Nebraska-Kearney (Creighton trails 6-4)
Home: 4-3 Away: 0-3 Neutral: 0-0

Date	Opponent	Score
12/9/73	at Nebraska-Kearney	L, 37-50
2/5/74	**Nebraska-Kearney**	**W, 25-38**
2/15/75	at Nebraska-Kearney	L, 58-67
11/26/76	**Nebraska-Kearney**	**W, 41-40**
12/10/76	**Nebraska-Kearney**	**W, 50-46**
2/24/77	**Nebraska-Kearney**	**L, 39-63**
2/24/78	**Nebraska-Kearney**	**L, 36-38**
11/30/79	at Nebraska-Kearney	L, 72-75
11/20/80	**Nebraska-Kearney**	**W, 72-54**
2/24/84	**Nebraska-Kearney**	**W, 79-48**

Nettleton (Creighton trails 1-0)
Home: 0-0 Away: 0-1 Neutral: 0-0

Date	Opponent	Score
12/4/76	at Nettleton	L, 38-45

New Mexico (Creighton leads 3-0)
Home: 1-0 Away: 1-0 Neutral: 1-0

Date	Opponent	Score
1/30/92	**New Mexico**	**W, 88-44**
2/29/92	at New Mexico	W, 104-50
3/12/92	@ vs. New Mexico	W, 89-50

@ = played in Salt Lake City, Utah

New Mexico State (Creighton trails 7-2)
Home: 1-3 Away: 0-3 Neutral: 1-1

Date	Opponent	Score
1/8/83	@ vs. New Mexico State	L, 64-73
12/20/83	**New Mexico State**	**W, 58-44**
2/6/88	at New Mexico State	L, 67-89
2/20/88	**New Mexico State**	**L, 64-71**
1/28/89	**New Mexico State**	**L, 68-76**
3/4/89	at New Mexico State	L, 67-79
2/10/90	at New Mexico State	L, 82-100
2/24/90	**New Mexico State**	**L, 96-99**
12/20/98	# vs. New Mexico State	W, 81-64

@ = played in Las Vegas, Nev.
 # = played in Flagstaff, Ariz.

New Orleans (Creighton trails 1-0)
Home: 0-0 Away: 0-1 Neutral: 0-0

Date	Opponent	Score
1/15/87	at New Orleans	L, 59-84

North Carolina State (Series tied 1-1)
Home: 1-0 Away: 0-1 Neutral: 0-0

Date	Opponent	Score
11/16/10	at North Carolina State	L, 71-84
11/27/11	**North Carolina State**	**W, 74-67**

North Dakota (Creighton leads 5-1)
Home: 4-1 Away: 1-0 Neutral: 0-0

Date	Opponent	Score
1/16/82	**North Dakota**	**W, 60-59**
2/26/83	**North Dakota**	**W, 68-55**
1/28/84	**North Dakota**	**L, 63-72**
1/24/87	**North Dakota**	**W, 87-65**
12/20/10	**North Dakota**	**W, 96-57**
11/11/11	at North Dakota	W, 72-54

North Dakota State (Creighton leads 11-1)
Home: 7-0 Away: 3-0 Neutral: 1-1

Date	Opponent	Score
1/19/81	**North Dakota State**	**W, 63-52**
2/25/83	**North Dakota State**	**W, 71-58**
1/26/85	**North Dakota State**	**W, 64-54**
2/22/86	**North Dakota State**	**W, 76-54**
12/9/05	@ vs. North Dakota State	L, 63-68
12/29/08	at North Dakota State	W, 51-40
12/18/10	**North Dakota State**	**W, 54-44**
11/13/11	at North Dakota State	W, 71-51
12/16/12	**North Dakota State**	**W, 63-42**
11/9/18	at North Dakota State	W, 86-51
11/18/19	**North Dakota State**	**W, 70-59**
11/6/23	$ vs. North Dakota State	W, 75-52

@ = played in Albuquerque, N.M.
$ = played in Sioux Falls, S.D.

Northeastern Illinois (Creighton leads 1-0)
Home: 1-0 Away: 0-0 Neutral: 0-0

Date	Opponent	Score
1/13/85	**Northeastern Illinois**	**W, 68-60**

Northern Arizona (Creighton leads 3-1)
Home: 1-0 Away: 2-1 Neutral: 0-0

Date	Opponent	Score
1/12/87	**Northern Arizona**	**W, 59-55**
2/26/87	at Northern Arizona	L, 74-79
2/28/87	at Northern Arizona	W, 92-51
12/21/98	at Northern Arizona	W, 78-61

Northern Colorado (Creighton leads 1-0)
Home: 0-0 Away: 1-0 Neutral: 0-0

Date	Opponent	Score
1/18/84	at Northern Colorado	W, 69-56

Northern Illinois (Creighton trails 2-0)
Home: 0-1 Away: 0-1 Neutral: 0-0

Date	Opponent	Score
1/10/89	at Northern Illinois	L, 74-106
1/8/90	**Northern Illinois**	**L, 84-116**

Bold = Home Game

Northern Iowa (Creighton leads 43-20)
Home: 25-3 Away: 16-14 Neutral: 2-3

Date	Opponent	Score
2/3/87	at Northern Iowa	W, 82-75
12/5/87	**Northern Iowa**	**W, 113-72**
2/20/90	at Northern Iowa	L, 80-107
12/2/90	**Northern Iowa**	**W, 93-58**
12/20/91	at Northern Iowa	W, 87-61
1/25/93	at Northern Iowa	W, 90-66
2/4/93	**Northern Iowa**	**W, 76-41**
3/4/93	**$ Northern Iowa**	**W, 86-73**
1/29/94	at Northern Iowa	W, 81-68
2/24/94	**Northern Iowa**	**W, 91-63**
1/7/95	at Northern Iowa	W, 83-62
2/5/95	**Northern Iowa**	**W, 83-68**
1/11/96	**Northern Iowa**	**W, 73-67**
2/10/96	at Northern Iowa	L, 76-78
1/3/97	**Northern Iowa**	**W, 73-68**
1/30/97	at Northern Iowa	L, 71-75
12/28/97	**Northern Iowa**	**W, 82-66**
2/26/98	at Northern Iowa	L, 72-78
1/16/99	at Northern Iowa	L, 59-64
2/16/99	**Northern Iowa**	**L, 55-66**
2/22/00	at Northern Iowa	W, 78-72
3/2/00	**Northern Iowa**	**W, 66-59**
1/26/01	at Northern Iowa	L, 61-71
2/22/01	**Northern Iowa**	**W, 78-64**
1/17/02	at Northern Iowa	W, 59-51
2/15/02	**Northern Iowa**	**W, 75-65**
1/5/03	**Northern Iowa**	**W, 86-65**
3/8/03	at Northern Iowa	L, 55-63
1/25/04	**Northern Iowa**	**W, 81-64**
2/20/04	at Northern Iowa	W, 69-56
3/11/04	@ $ vs. Northern Iowa	L, 65-71
1/27/05	**Northern Iowa**	**W, 78-73 (ot)**
2/26/05	at Northern Iowa	L, 58-65
12/29/05	at Northern Iowa	W, 67-64 (ot)
3/4/06	**Northern Iowa**	**W, 61-56**
1/4/07	**Northern Iowa**	**L, 53-56**
2/3/07	at Northern Iowa	L, 72-78 (ot)
1/24/08	**Northern Iowa**	**W, 71-63**
2/21/08	at Northern Iowa	W, 69-51
1/23/09	**Northern Iowa**	**W, 62-44**
2/21/09	at Northern Iowa	W, 67-59 (ot)
1/24/10	**Northern Iowa**	**W, 62-58**
2/21/10	at Northern Iowa	L, 57-73
3/14/10	# $ vs. Northern Iowa	L, 53-54
1/13/11	**Northern Iowa**	**L, 57-58**
2/10/11	at Northern Iowa	L, 52-60
1/27/12	**Northern Iowa**	**W, 65-50**
2/24/12	at Northern Iowa	W, 74-48
3/9/12	# $ vs. Northern Iowa	W, 53-46
1/25/13	**Northern Iowa**	**W, 54-40**
2/21/13	at Northern Iowa	W, 73-66
12/8/14	at Northern Iowa	W, 58-56
12/22/15	**Northern Iowa**	**W, 69-61**
12/10/16	at Northern Iowa	L, 49-50
11/21/17	**Northern Iowa**	**W, 89-78 (2ot)**
11/20/18	at Northern Iowa	L, 55-65
12/8/19	**Northern Iowa**	**W, 57-54**
11/28/20	at Northern Iowa	L, 52-55
3/20/21	& vs Northern Iowa	L, 63-64
11/27/21	**Northern Iowa**	**W, 79-72**
11/20/22	at Northern Iowa	W, 85-66
12/03/23	**Northern Iowa**	**W, 115-62**
12/7/24	at Northern Iowa	W, 75-71

@ = played in Springfield, Mo.
 # = played in St. Charles, Mo.
$ = MVC Tournament game
& = WNIT game (Rockford, Ill.)

Northwest Missouri State (Creighton trails 5-3)
Home: 2-2 Away: 1-3 Neutral: 0-0

Date	Opponent	Score
1/16/80	at Northwest Missouri State	L, 54-76
2/2/81	**Northwest Missouri State**	**L, 60-77**
2/24/81	at Northwest Missouri State	L, 55-73
12/7/81	**Northwest Missouri State**	**L, 58-73**
2/8/82	at Northwest Missouri State	L, 59-79
12/18/82	**Northwest Missouri State**	**W, 81-75**
2/3/84	at Northwest Missouri State	W, 69-67
12/14/84	**Northwest Missouri State**	**W, 93-61**

Northwestern (Creighton trails 4-3)
Home: 2-0 Away: 1-3 Neutral: 0-1

Date	Opponent	Score
12/21/99	at Northwestern	W, 64-53
12/10/00	**Northwestern**	**W, 88-58**
11/21/03	at Northwestern	L, 41-59
11/19/04	**Northwestern**	**W, 77-65**
11/19/05	at Northwestern	L, 77-93
3/17/11	& at Northwestern	L, 63-89
11/27/15	@ vs. Northwestern	L, 52-75

& = WNIT game
@ = played in Cedar Park, Texas

Northwestern State (Creighton trails 1-0)
Home: 0-0 Away: 0-1 Neutral: 0-0

Date	Opponent	Score
2/14/86	**Northwestern State**	**L, 85-100**

Notre Dame (Creighton trails 3-0)
Home: 0-1 Away: 0-1 Neutral: 0-1

Date	Opponent	Score
1/9/82	@ vs. Notre Dame	L, 48-69
12/11/10	at #18 Notre Dame	L, 54-91
12/4/11	**# 3 Notre Dame**	**L, 48-76**

@ = played in Minneapolis, Minn.

Oklahoma (Creighton trails 5-0)
Home: 0-2 Away: 0-3 Neutral: 0-0

Date	Opponent	Score
12/2/85	at Oklahoma	L, 76-94
12/3/08	at #6 Oklahoma	L, 49-69
12/20/09	**#15 Oklahoma**	**L, 58-67**
11/10/12	**#12 Oklahoma**	**L, 48-69**
12/1/13	at #18 Oklahoma	L, 52-80

Oklahoma City (Creighton leads 3-0)
Home: 1-0 Away: 2-0 Neutral: 0-0

Date	Opponent	Score
1/3/84	at Oklahoma City	W, 82-61
11/27/84	**Oklahoma City**	**W, 66-49**
1/17/85	at Oklahoma City	W, 83-77

Oklahoma State (Creighton trails 4-3)
Home: 1-2 Away: 2-2 Neutral: 0-0

Date	Opponent	Score
11/24/84	at Oklahoma State	W, 68-52
11/30/85	at Oklahoma State	W, 85-74 (ot)
1/2/89	**Oklahoma State**	**L, 76-86**
11/24/90	at Oklahoma State	L, 57-80
12/6/91	**Oklahoma State**	**W, 65-59**
12/29/92	at Oklahoma State	L, 54-64
2/2/94	**Oklahoma State**	**L, 54-57**

Omaha (Creighton leads 17-15)
Home: 9-6 Away: 8-9 Neutral: 0-0

Date	Opponent	Score
12/7/73	at Omaha	L, 30-35
1/29/74	**Omaha**	**W, 43-37**
2/21/74	at Omaha	L, 35-39
12/15/74	**Omaha**	**L, 26-49**
2/11/75	**Omaha**	**L, 41-51**
1/20/76	at Omaha	L, 38-56
1/24/77	at Omaha	L, 42-68
2/14/77	at Omaha	L, 30-64
11/21/77	at Omaha	L, 29-56
12/5/78	**Omaha**	**L, 43-75**
12/4/79	**Omaha**	**L, 62-75**
2/19/80	at Omaha	L, 58-68
12/2/80	**Omaha**	**L, 59-65**
1/27/81	at Omaha	L, 72-80
12/12/81	at Omaha	L, 53-82
2/18/82	**Omaha**	**L, 45-71**
1/17/83	**Omaha**	**W, 70-60**
3/2/83	at Omaha	W, 62-60
3/2/84	at Omaha	W, 64-61
2/14/85	**Omaha**	**W, 76-68**
2/28/86	at Omaha	W, 86-72
2/24/87	**Omaha**	**W, 85-64**
1/2/88	at Omaha	W, 90-76
11/29/88	**Omaha**	**W, 71-67**
12/20/14	**Omaha**	**W, 67-50**
12/20/15	at Omaha	W, 69-46
12/7/16	**Omaha**	**W, 82-45**
12/10/17	at Omaha	W, 72-51
12/5/18	**Omaha**	**W, 66-51**
11/5/19	at Omaha	W, 67-54
11/13/21	**Omaha**	**W, 71-51**
11/22/22	at Omaha	W, 93-71

Oral Roberts (Creighton leads 7-1)
Home: 5-0 Away: 2-1 Neutral: 0-0

Date	Opponent	Score
1/5/84	at Oral Roberts	L, 64-81
1/4/86	**Oral Roberts**	**W, 81-63**
1/21/89	at Oral Roberts	W, 100-94
12/6/89	**Oral Roberts**	**W, 115-63**
1/1/91	**Oral Roberts**	**W, 105-71**
12/17/91	**Oral Roberts**	**W, 98-77**
12/21/06	**Oral Roberts**	**W, 72-64**
12/21/07	at Oral Roberts	W, 60-57

Oregon State (Creighton leads 4-2)
Home: 2-0 Away: 1-1 Neutral: 1-1

Date	Opponent	Score
2/5/85	@ vs. Oregon State	L, 56-82
3/24/04	**& Oregon State**	**W, 74-64**
12/2/04	at Oregon State	W, 76-75
12/15/06	**Oregon State**	**W, 74-62**
12/19/13	@ vs. Oregon State	W, 70-62
3/19/17	! at #8 Oregon State	L, 52-64

@ = played in Las Vegas, Nev.
& = WNIT game
! = NCAA Tournament game

Peru State (Creighton leads 7-1)
Home: 5-0 Away: 2-1 Neutral: 0-0

Date	Opponent	Score
12/2/73	**Peru State**	**W, 46-20**
2/20/74	**Peru State**	**W, 59-26**
2/25/77	**Peru State**	**W, 55-50**
12/13/77	at Peru State	L, 42-44
2/14/78	**Peru State**	**W, 50-38**
1/12/79	at Peru State	W, 63-46
2/15/79	**Peru State**	**W, 66-53**
1/11/80	at Peru State	W, 65-51

Pittsburg State (Creighton leads 2-0)
Home: 1-0 Away: 1-0 Neutral: 0-0

Date	Opponent	Score
12/10/80	**Pittsburg State**	**W, 79-64**
12/18/80	at Pittsburg State	W, 60-53

Providence (Creighton leads 20-4)
Home: 9-3 Away: 9-1 Neutral: 2-0

Date	Opponent	Score
3/21/87	@ & vs. Providence	W, 91-89
1/11/14	at Providence	W, 97-65
2/15/14	**Providence**	**W, 85-64**
1/16/15	at Providence	W, 65-54
2/15/15	**Providence**	**W, 84-57**
1/17/16	**Providence**	**W, 72-48**
2/14/16	at Providence	L, 59-61
3/5/16	# [a] vs. Providence	W, 70-53
1/14/17	at Providence	W, 58-51
2/11/17	**Providence**	**W, 88-57**
1/13/18	**Providence**	**W, 73-56**
2/10/18	at Providence	W, 87-84 (2ot)
1/26/19	**Providence**	**L, 63-77**
2/23/19	at Providence	W, 73-64
1/11/20	**Providence**	**W, 72-63**
2/8/20	at Providence	W, 77-68
2/10/21	**Providence**	**L, 48-60**
12/19/21	at Providence	W, 71-56
1/28/22	**Providence**	**W, 95-71**
1/4/23	**Providence**	**L, 75-79**
1/24/23	at Providence	W, 64-46
1/14/24	**Providence**	**W, 81-70**
1/4/25	at Providence	W, 60-46
2/2/25	**Providence**	**W, 79-66**

[a] - BIG EAST Tournament game
@ = played in Amarillo, Texas
 # = played in Chicago, Ill.
& = WNIT game

Richmond (Creighton leads 1-0)
Home: 1-0 Away: 0-0 Neutral: 0-0

Date	Opponent	Score
3/27/04	**& Richmond**	**W, 81-72**

& = WNIT game

Rockhurst (Creighton leads 3-0)
Home: 2-0 Away: 1-0 Neutral: 0-0

Date	Opponent	Score
2/9/81	**Rockhurst**	**W, 77-46**
2/6/83	at Rockhurst	W, 77-61
2/16/85	**Rockhurst**	**W, 83-59**

Rutgers (Creighton trails 1-0)
Home: 0-0 Away: 0-1 Neutral: 0-0

Date	Opponent	Score
11/16/07	at #6 Rutgers	L, 43-62

St. Catherine (Creighton leads 1-0)
Home: 0-0 Away: 1-0 Neutral: 0-0

Date	Opponent	Score
1/10/82	at St. Catherine	W, 82-48

St. Cloud State (Creighton leads 1-0)
Home: 1-0 Away: 0-0 Neutral: 0-0

Date	Opponent	Score
1/10/87	**St. Cloud State**	**W, 92-71**

St. John's (Creighton leads 16-13)
Home: 7-4 Away: 8-4 Neutral: 1-5

Date	Opponent	Score
11/28/97	at St. John's	W, 72-66
3/18/12	@! vs. #14 St. John's	L, 67-69
1/8/14	at St. John's	L, 48-67
2/23/14	**#22 St. John's**	**W, 65-62**
3/10/14	# ª vs. St. John's	L, 63-68 (2ot)
1/11/15	**St. John's**	**L, 38-61**
2/6/15	at St. John's	W, 75-50
3/8/15	# ª vs. St. John's	L, 54-57
12/29/15	**St. John's**	**L, 55-66**
2/28/16	at St. John's	W, 64-57
3/8/16	% ª vs. St. John's	L, 37-50
1/20/17	at St. John's	W, 55-43
2/19/17	**St. John's**	**W, 67-60**
1/5/18	at St. John's	L, 65-72 (ot)
1/26/18	**St. John's**	**W, 53-39**
3/4/18	% ª vs. St. John's	W, 66-58
1/13/19	at St. John's	W, 65-63
2/8/19	**St. John's**	**L, 45-51**
1/19/20	at St. John's	L, 58-63
2/14/20	**St. John's**	**L, 70-77**
3/7/20	% ª vs. St. John's	L, 54-70
1/16/22	**St. John's**	**W, 86-80**
2/18/22	at St. John's	W, 107-59
12/4/22	at St. John's	L, 62-66
2/4/23	**St. John's**	**W, 81-65**
12/30/23	**St. John's**	**W, 67-56**
2/16/24	at St. John's	W, 71-51
12/28/24	at St. John's	W, 75-56
2/19/25	**St. John's**	**W, 65-62**

@ = played in Norman, Okla.
 # = played in Rosemont, Ill.
% = played in Chicago, Ill.
! = NCAA Tournament game
ª = BIG EAST Tournament game

Saint Louis (Creighton leads 4-0)
Home: 2-0 Away: 2-0 Neutral: 0-0

Date	Opponent	Score
2/2/85	at Saint Louis	W, 79-45
1/8/88	**Saint Louis**	**W, 82-44**
11/25/08	at Saint Louis	W, 68-56
12/4/09	**Saint Louis**	**W, 69-58**

Saint Mary (Neb.) (Creighton leads 12-5)
Home: 7-2 Away: 5-3 Neutral: 0-0

Date	Opponent	Score
1/12/74	**Saint Mary**	**W, 39-22**
1/22/74	at Saint Mary	W, 47-28
2/1/75	at Saint Mary	L, 31-39
2/4/75	**Saint Mary**	**L, 31-39**
1/28/76	at Saint Mary	60-56 (ot)
2/5/76	at Saint Mary	L, 38-54
12/8/77	at Saint Mary	L, 41-66
12/23/77	**Saint Mary**	**L, 41-66**
2/26/78	**Saint Mary**	**W, 63-57**
11/29/78	at Saint Mary	W, 69-50
1/29/79	**Saint Mary**	**W, 62-49**
2/26/79	**Saint Mary**	**W, 65-57**
1/28/80	**Saint Mary**	**W, 55-54**
2/8/80	at Saint Mary	W, 62-70
1/17/81	**Saint Mary**	**W, 83-50**
2/21/81	at Saint Mary	W, 80-73
1/21/81	**Saint Mary**	**W, 87-44**

Bold = Home Game

San Diego State (Creighton leads 8-0)
Home: 3-0 Away: 3-0 Neutral: 2-0

Date	Opponent	Score
1/25/91	**San Diego State**	**W, 90-76**
2/23/91	at San Diego State	W, 82-76
3/8/91	@ vs. San Diego State	W, 78-75
2/1/92	**San Diego State**	**W, 82-73**
2/27/92	at San Diego State	W, 76-75
3/13/92	# vs. San Diego State	W, 89-66
12/22/01	**San Diego State**	**W, 66-55**
12/22/02	at San Diego State	W, 79-72 (ot)

@ = played in Laramie, Wyo.
 # = played in Salt Lake City, Utah

Santa Clara (Creighton trails 1-0)
Home: 0-0 Away: 0-0 Neutral: 0-1

Date	Opponent	Score
12/7/96	@ vs. Santa Clara	L, 63-86

@ = played in Corvallis, Ore.

Seton Hall (Creighton leads 23-6)
Home: 9-2 Away: 9-3 Neutral: 5-1

Date	Opponent	Score
1/28/14	at Seton Hall	W, 76-73
2/26/14	**Seton Hall**	**W, 70-50**
12/3/14	**Seton Hall**	**L, 74-79**
2/8/15	at Seton Hall	W, 81-73
12/29/15	**Seton Hall**	**L, 82-86**
2/28/16	at Seton Hall	L, 71-77
3/5/16	@ ª vs. Seton Hall	W, 77-56
1/22/17	at Seton Hall	W, 70-60 (ot)
2/17/17	**Seton Hall**	**W, 61-44**
1/2/18	at Seton Hall	W, 68-51
1/28/18	**Seton Hall**	**W, 81-64 (ot)**
1/11/19	at Seton Hall	L, 75-82
2/10/19	**Seton Hall**	**W, 80-71**
1/17/20	at Seton Hall	L, 70-82
2/16/20	**Seton Hall**	**W, 78-66**
2/13/21	at Seton Hall	W, 77-76 (ot)
3/6/21	^ ª vs. Seton Hall	W, 83-76
1/14/22	**Seton Hall**	**W, 83-60**
2/20/22	at Seton Hall	W, 97-91 (2ot)
3/5/22	^ ª vs. Seton Hall	L, 65-66
1/11/23	**Seton Hall**	**W, 75-53**
2/7/23	at Seton Hall	W, 77-64
3/4/23	^ ª vs. Seton Hall	W, 75-74 (ot)
1/28/24	**Seton Hall**	**W, 57-49**
3/3/24	at Seton Hall	W, 72-65
3/9/24	^ ª vs. Seton Hall	W, 72-65
1/11/25	at Seton Hall	W, 72-64
2/5/25	**Seton Hall**	**W, 72-56**
3/9/25	^ ª vs. Seton Hall	W, 73-44

ª = BIG EAST Tournament game
@ = played in Chicago, Ill.
^ = played in Uncasville, Conn.

Siena (Creighton leads 1-0)
Home: 0-0 Away: 1-0 Neutral: 0-0

Date	Opponent	Score
3/22/03	& at Siena	W, 96-86

& = WNIT game

South Carolina (Creighton trails 1-0)
Home: 0-0 Away: 0-0 Neutral: 0-1

Date	Opponent	Score
3/27/22	**$ vs. #1 South Carolina**	**L, 50-80**

$ = NCAA Tournament (played in Greensboro, N.C.)

South Dakota (Series tied 14-14)
Home: 10-5 Away: 4-9 Neutral: 0-0

Date	Opponent	Score
2/16/78	**South Dakota**	**W, 75-67**
2/10/79	at South Dakota	L, 58-81
2/16/80	**South Dakota**	**W, 66-62**
11/29/80	at South Dakota	L, 72-85
1/24/81	**South Dakota**	**L, 52-62**
3/3/81	at South Dakota	L, 62-83
12/11/81	at South Dakota	L, 50-75
2/16/82	**South Dakota**	**L, 46-47**
1/28/83	at South Dakota	W, 75-66
2/17/83	**South Dakota**	**W, 65-63**
11/18/83	at South Dakota	L, 71-76
12/6/83	**South Dakota**	**W, 77-58**
1/31/85	**South Dakota**	**W, 67-61**
1/2/86	**South Dakota**	**W, 79-61**
12/2/86	**South Dakota**	**W, 69-50**
2/18/88	**South Dakota**	**W, 74-68**
12/1/10	at South Dakota	W, 79-70
11/22/11	**South Dakota**	**L, 53-56**
11/20/12	at South Dakota	W, 53-49
11/22/13	**South Dakota**	**W, 63-48**
3/19/15	& at South Dakota	L, 58-68
3/16/16	& at South Dakota	L, 68-74
11/14/17	at South Dakota	L, 68-73
11/7/18	**South Dakota**	**L, 65-77**
12/4/19	at South Dakota	L, 65-72
12/16/21	**South Dakota**	**L, 71-73**
11/10/22	at South Dakota	W, 74-51
11/10/23	**South Dakota**	**W, 81-55**

& = WNIT game

South Dakota State (Creighton leads 11-6)
Home: 7-1 Away: 4-5 Neutral: 0-0

Date	Opponent	Score
2/1/80	**South Dakota State**	**W, 74-68 (ot)**
2/11/84	**South Dakota State**	**W, 78-43**
3/20/08	& at South Dakota State	W, 76-69
11/14/12	at South Dakota State	W, 63-54
11/12/13	**South Dakota State**	**W, 68-63**
3/23/14	& at South Dakota State	L, 51-62
11/18/14	at South Dakota State	W, 88-81
12/12/15	**South Dakota State**	**L, 51-53**
11/11/16	at South Dakota State	L, 56-63
12/15/17	**South Dakota State**	**W, 72-65**
11/15/18	at South Dakota State	L, 48-74
11/12/19	**South Dakota State**	**W, 61-48**
11/30/20	at South Dakota State	L, 47-66
11/21/21	**South Dakota State**	**W, 67-55**
11/7/22	at #23 South Dakota State	W, 78-69
12/21/23	**South Dakota State**	**W, 58-46**
11/8/24	at South Dakota State	L, 71-76

& = WNIT game

South Florida (Creighton leads 2-0)
Home: 0-0 Away: 0-0 Neutral: 2-0

Date	Opponent	Score
12/22/12	@ vs. South Florida	W, 91-74
12/20/18	^ vs. South Florida	W, 83-76

@ = played in Cancun, Mexico
^ = played in Orlando, Fla.

Southern California (Series tied 1-1)
Home: 1-0 Away: 0-1 Neutral: 0-0

Date	Opponent	Score
11/26/99	at Southern California	L, 56-61
11/17/00	**Southern California**	**W, 69-58**

Southern Illinois (Creighton leads 35-15)
Home: 17-7 Away: 15-8 Neutral: 3-0

Date	Opponent	Score
2/19/83	**Southern Illinois**	**L, 44-59**
11/27/83	@ vs. Southern Illinois	W, 58-56
2/4/85	at Southern Illinois	L, 42-62
12/4/89	at Southern Illinois	W, 85-84 (ot)
12/19/90	**Southern Illinois**	**W, 68-54**
1/30/93	**Southern Illinois**	**W, 82-76**
2/15/93	at Southern Illinois	L, 73-76
3/9/93	**$ Southern Illinois**	**L, 69-71 (ot)**
1/15/94	at Southern Illinois	W, 76-63
2/11/94	**Southern Illinois**	**W, 79-69**
1/30/95	**Southern Illinois**	**W, 73-60**
2/25/95	at Southern Illinois	L, 71-81
1/9/96	at Southern Illinois	L, 67-77
2/4/96	**Southern Illinois**	**L, 68-78**
1/20/97	**Southern Illinois**	**L, 79-89**
2/15/97	at Southern Illinois	W, 73-66
1/22/98	at Southern Illinois	W, 64-61
2/19/98	**Southern Illinois**	**W, 78-61**
1/23/99	**Southern Illinois**	**W, 73-58**
2/20/99	at Southern Illinois	W, 55-52
1/22/00	at Southern Illinois	W, 57-47
2/19/00	**Southern Illinois**	**L, 68-70**
1/18/01	**Southern Illinois**	**W, 82-72**
2/17/01	at Southern Illinois	W, 80-47
12/30/01	at Southern Illinois	W, 71-63
3/2/02	**Southern Illinois**	**W, 88-54**
1/16/03	**Southern Illinois**	**W, 69-54**
2/16/03	at Southern Illinois	L, 63-70
1/5/04	at Southern Illinois	W, 59-47
3/6/04	**Southern Illinois**	**W, 77-60**
12/31/04	at Southern Illinois	W, 85-63
3/3/05	**Southern Illinois**	**W, 78-58**
1/19/06	at Southern Illinois	L, 63-85
2/17/06	**Southern Illinois**	**L, 44-45**
3/9/06	# $ vs. Southern Illinois	W, 54-51
1/18/07	at Southern Illinois	L, 43-63
2/18/07	**Southern Illinois**	**L, 56-67**
1/20/08	at Southern Illinois	L, 74-75 (ot)
2/14/08	**Southern Illinois**	**W, 62-59**
1/15/09	at Southern Illinois	W, 55-43
2/14/09	**Southern Illinois**	**W, 66-53**
1/16/10	at Southern Illinois	W, 84-62
2/11/10	**Southern Illinois**	**W, 63-41**
1/8/11	at Southern Illinois	W, 68-51
2/3/11	**Southern Illinois**	**W, 62-43**
1/14/12	**Southern Illinois**	**W, 66-59**
2/11/12	at Southern Illinois	W, 80-64
1/3/13	at Southern Illinois	W, 81-60
3/9/13	**Southern Illinois**	**W, 61-42**
3/15/13	% $ vs. Southern Illinois	W, 60-43

@ = played in Memphis, Tenn.
 # = played in Springfield, Mo.
% = played in St. Charles, Mo.
$ = MVC Tournament game

Southern Illinois Edwardsville (Creighton leads 1-0)
Home: 0-0 Away: 0-0 Neutral: 1-0

Date	Opponent	Score
11/27/82	@ vs. SIUE	W, 99-59

@ = played in St. Louis, Mo.

Southern Utah (Creighton leads 2-0)
Home: 1-0 Away: 1-0 Neutral: 0-0

Date	Opponent	Score
11/27/89	at Southern Utah	W, 96-89
1/13/90	**Southern Utah**	**W, 84-74**

Stanford (Creighton trails 1-0)
Home: 0-0 Away: 0-1 Neutral: 0-0

Date	Opponent	Score
12/20/22	at #2 Stanford	L, 59-72

Stephen F. Austin (Creighton leads 4-1)
Home: 1-0 Away: 0-1 Neutral: 3-0

Date	Opponent	Score
11/28/85	@ vs. Stephen F. Austin	W, 63-57
3/19/87	# vs. Stephen F. Austin	W, 76-68
3/22/92	! at Stephen F. Austin	L, 74-75
11/30/03	%& vs. Stephen F. Austin	W, 91-64
3/19/10	**& Stephen F. Austin**	**W, 76-65**

@ = played in Stillwater, Okla.
 # = played in Amarillo, Texas
% = played in Durham, N.C.
! = NCAA Tournament game
& = WNIT game

Syracuse (Creighton leads 2-0)
Home: 0-0 Away: 0-0 Neutral: 2-0

Date	Opponent	Score
3/23/13	@! vs. #22 Syracuse	W, 61-56
11/26/24	# vs. Syracuse	W, 86-59

@ = played in Knoxville, Tenn.
 # = played in Destin, Fla.
! = NCAA Tournament game

TCU (Creighton leads 2-0)
Home: 0-0 Away: 0-0 Neutral: 2-0

Date	Opponent	Score
11/22/84	@ vs. TCU	W, 70-63
11/23/90	@ vs. TCU	W, 73-62

@ = played in Stillwater, Okla.

Temple (Creighton leads 1-0)
Home: 0-0 Away: 0-0 Neutral: 1-0

Date	Opponent	Score
11/29/19	@ vs. Temple	W, 69-59

@ = played in Cancun, Mexico

Tennessee (Creighton trails 1-0)
Home: 0-0 Away: 0-1 Neutral: 0-0

Date	Opponent	Score
3/25/13	! at #10 Tennessee	L, 52-68

! = NCAA Tournament game

Texas (Creighton trails 1-0)
Home: 0-0 Away: 0-1 Neutral: 0-0

Date	Opponent	Score
12/13/92	at Texas	L, 69-86

Texas A&M (Series tied 1-1)
Home: 1-0 Away: 0-1 Neutral: 0-0

Date	Opponent	Score
12/21/85	at Texas A&M	L, 77-84
2/8/88	**Texas A&M**	**W, 75-71**

Texas State (Creighton leads 2-0)
Home: 1-0 Away: 1-0 Neutral: 0-0

Date	Opponent	Score
12/2/95	at Texas State	W, 68-67
12/19/96	**Texas State**	**W, 89-82**

Texas Tech (Creighton trails 2-0)
Home: 0-0 Away: 0-2 Neutral: 0-0

Date	Opponent	Score
3/19/94	! at Texas Tech	L, 65-75
12/4/02	at Texas Tech	L, 70-98

! - NCAA Tournament game

Texas-Arlington (Creighton leads 1-0)
Home: 0-0 Away: 1-0 Neutral: 0-0

Date	Opponent	Score
2/26/85	at Texas-Arlington	W, 89-81

Texas-San Antonio (Creighton leads 3-2)
Home: 2-0 Away: 1-2 Neutral: 0-0

Date	Opponent	Score
12/18/85	at Texas-San Antonio	L, 69-71
2/10/87	**Texas-San Antonio**	**W, 73-65**
1/25/88	**Texas-San Antonio**	**W, 82-62**
3/2/89	at Texas-San Antonio	L, 80-82
12/20/11	at Texas-San Antonio	W, 54-53

Toledo (Creighton leads 2-0)
Home: 0-0 Away: 0-0 Neutral: 2-0

Date	Opponent	Score
11/30/97	@ vs. Toledo	W, 72-56
3/17/17	^ ! vs. Toledo	W, 76-49

@ = played in Jamaica, N.Y.
^ = played in Corvallis, Ore.
! = NCAA Tournament game

Tulane (Creighton leads 1-0)
Home: 0-0 Away: 1-0 Neutral: 0-0

Date	Opponent	Score
1/17/87	at Tulane	W, 87-73

Tulsa (Creighton leads 5-0)
Home: 2-0 Away: 2-0 Neutral: 1-0

Date	Opponent	Score
11/23/84	@ vs. Tulsa	W, 79-69
2/5/87	**Tulsa**	**W, 85-48**
11/24/99	at Tulsa	W, 60-46
11/25/00	**Tulsa**	**W, 82-47**
12/1/24	at Tulsa	W, 81-59

@ = played in Stillwater, Okla.

UC Davis (Creighton leads 2-0)
Home: 1-0 Away: 1-0 Neutral: 0-0

Date	Opponent	Score
12/20/08	**UC Davis**	**W, 61-58**
11/27/09	at UC Davis	W, 63-61 (ot)

UC Irvine (Creighton leads 2-0)
Home: 0-0 Away: 2-0 Neutral: 0-0

Date	Opponent	Score
11/28/87	at UC Irvine	W, 65-64
12/20/02	at UC Irvine	W, 80-57

UCLA (Creighton trails 4-0)
Home: 0-0 Away: 0-2 Neutral: 0-2

Date	Opponent	Score
11/25/17	@ vs. #5 UCLA	L, 63-72
3/19/18	! at #9 UCLA	L, 64-86
3/25/24	! at #6 UCLA	L, 63-67
12/20/24	# vs. #1 UCLA	L, 41-70

@ = played in Las Vegas, Nev.
 # = played in San Francisco, Calif.
! = NCAA Tournament game

UC Riverside (Creighton leads 1-0)
Home: 1-0 Away: 0-0 Neutral: 0-0

Date	Opponent	Score
3/21/09	**& UC Riverside**	**W, 64-51**

& = WNIT game

UNLV (Series tied 3-3)
Home: 1-1 Away: 1-2 Neutral: 1-0

Date	Opponent	Score
1/19/83	**UNLV**	**L, 72-77 (ot)**
1/4/85	at UNLV	L, 69-71
11/25/89	at UNLV	L, 74-109
3/30/04	**& UNLV**	**W, 73-52**
12/21/13	at UNLV	W, 66-56
3/23/24	! vs #20 UNLV	W, 87-73

& = WNIT game
! = NCAA Tournament game (played in Los Angeles, Calif.)

Utah (Creighton trails 8-6)
Home: 3-3 Away: 3-4 Neutral: 0-1

Date	Opponent	Score
1/30/88	**Utah**	**L, 42-61**
3/3/88	at Utah	L, 79-85
2/9/89	**Utah**	**L, 62-77**
2/25/89	at Utah	L, 54-75
2/3/90	**Utah**	**L, 61-65**
2/16/90	at Utah	L, 50-80
1/19/91	at Utah	W, 76-73
2/15/91	**Utah**	**W, 69-64**
3/9/91	@ vs. Utah	L, 69-86
1/23/92	at Utah	W, 79-70
2/22/92	**Utah**	**W, 74-66**
3/14/92	at Utah	W, 74-63
11/20/14	**Utah**	**W, 64-56**
12/9/15	at Utah	L, 58-74

@ = played in Laramie, Wyo.

Utah State (Creighton leads 1-0)
Home: 0-0 Away: 1-0 Neutral: 0-0

Date	Opponent	Score
1/4/82	at Utah State	W, 67-63

UTEP - (Creighton leads 5-2)
Home: 3-0 Away: 2-2 Neutral: 0-0

Date	Opponent	Score
2/4/88	at UTEP	L, 63-70 (ot)
3/6/89	at UTEP	L, 85-86
1/20/90	**UTEP**	**W, 63-55**
1/26/91	**UTEP**	**W, 76-74**
2/21/91	at UTEP	W, 90-64
1/18/92	**UTEP**	**W, 74-55**
2/15/92	at UTEP	W, 64-50

Vanderbilt (Series tied 1-1)
Home: 0-0 Away: 0-1 Neutral: 1-0

Date	Opponent	Score
2/12/87	at Vanderbilt	L, 57-77
12/22/18	^ vs. Vanderbilt	W, 75-55

^ = played in Orlando, Fla.

Villanova (Creighton leads 15-10)
Home: 8-3 Away: 6-6 Neutral: 1-1

Date	Opponent	Score
12/28/13	**Villanova**	**W, 65-58**
2/1/14	at Villanova	L, 54-68
1/9/15	**Villanova**	**L, 61-65**
3/1/15	at Villanova	L, 53-61
1/5/16	at Villanova	W, 65-62
1/29/16	**Villanova**	**W, 53-48**
3/6/16	@ ª vs. Villanova	W, 57-48
1/10/17	**Villanova**	**W, 60-46**
2/3/17	at Villanova	W, 47-44
12/28/17	**#18 Villanova**	**W, 69-54**
2/25/18	at Villanova	L, 48-55
1/4/19	**Villanova**	**L, 52-54**
2/3/19	at Villanova	L, 62-67 (2ot)
12/31/19	at Villanova	W, 58-42
2/28/20	**Villanova**	**W, 67-47**
12/19/20	at Villanova	L, 68-73
12/5/21	**Villanova**	**W, 72-58**
1/23/22	at Villanova	L, 64-74
12/2/22	at #25 Villanova	W, 67-46
1/20/23	**#22 Villanova**	**L, 57-73**
3/5/23	@ ª vs. #10 Villanova	L, 61-63
1/21/24	at Villanova	W, 63-49
2/24/24	**Villanova**	**W, 79-69**
2/8/25	at Villanova	W, 70-57
3/2/25	**Villanova**	**W, 70-55**

@ = played in Chicago, Ill.
ª = BIG EAST Tournament game

Virginia (Creighton trails 1-0)
Home: 0-0 Away: 0-0 Neutral: 0-1

Date	Opponent	Score
12/29/93	@ vs. Virginia	L, 60-63

@ = played in Philadelphia, Pa.

Washington (Series tied 1-1)
Home: 0-0 Away: 1-0 Neutral: 0-1

Date	Opponent	Score
3/21/04	& at Washington	W, 74-69
11/24/17	@ vs. Washington	L, 64-67

& = WNIT game
@ = played in Las Vegas, Nev.

Washington State (Creighton leads 1-0)
Home: 0-0 Away: 0-0 Neutral: 1-0

Date	Opponent	Score
1/6/83	@ vs. Washington State	W, 77-69

@ = played in Las Vegas, Nev.

Weber State (Creighton trails 2-0)
Home: 0-0 Away: 0-0 Neutral: 0-2

Date	Opponent	Score
12/30/81	@ vs. Weber State	L, 68-84
1/2/82	@ vs. Weber State	L, 58-82

@ = played in Provo, Utah

West Texas A&M (Creighton leads 1-0)
Home: 0-0 Away: 0-0 Neutral: 1-0

Date	Opponent	Score
1/7/83	@ vs. West Texas A&M	W, 74-62

@ = played in Las Vegas, Nev.

West Virginia (Creighton leads 1-0)
Home: 0-0 Away: 0-0 Neutral: 1-0

Date	Opponent	Score
11/28/20	@ vs. #23 West Virginia	W, 82-75

@ = played in Cancun, Mexico

Western Illinois (Creighton leads 7-1)
Home: 4-0 Away: 3-1 Neutral: 0-0

Date	Opponent	Score
1/10/81	at Western Illinois	L, 71-90
2/12/83	**Western Illinois**	**W, 62-56**
12/28/90	**Western Illinois**	**W, 103-90 (ot)**
12/30/91	at Western Illinois	W, 110-76
1/4/93	**Western Illinois**	**W, 85-52**
12/7/93	at Western Illinois	W, 66-63
12/6/01	at Western Illinois	w, 70-60
12/16/02	**Western Illinois**	**W, 70-61**

Wichita State (Creighton leads 37-25)
Home: 21-6 Away: 12-17 Neutral: 4-2

Date	Opponent	Score
2/1/81	at Wichita State	L, 64-85
2/14/81	**Wichita State**	**L, 41-66**
2/3/83	at Wichita State	L, 50-83
12/30/83	at Wichita State	W, 66-56
12/19/84	**Wichita State**	**W, 73-47**
12/16/85	at Wichita State	W, 68-57
12/22/88	**Wichita State**	**W, 70-61**
12/20/89	at Wichita State	W, 94-84
1/16/93	**Wichita State**	**W, 76-45**
2/18/93	at Wichita State	L, 74-80
1/21/94	**Wichita State**	**W, 101-71**
2/19/94	at Wichita State	L, 58-62
1/21/95	at Wichita State	L, 75-90
2/16/95	**Wichita State**	**W, 75-74**
3/9/95	@ $ vs. Wichita State	L, 68-70
1/29/96	**Wichita State**	**W, 87-68**
2/25/96	at Wichita State	L, 78-92
12/29/96	at Wichita State	L, 59-66
2/27/97	**Wichita State**	**L, 81-86 (2ot)**
1/10/98	at Wichita State	W, 65-62
2/9/98	**Wichita State**	**L, 70-73**
3/5/98	@ $ vs. Wichita State	W, 83-60
1/4/99	at Wichita State	L, 57-63
1/31/99	**Wichita State**	**L, 57-71**
1/12/00	**Wichita State**	**L, 53-63**
2/5/00	at Wichita State	L, 56-72
1/1/01	**Wichita State**	**L, 76-89**
3/3/01	at Wichita State	L, 55-75
1/4/02	**Wichita State**	**W, 67-56**
2/3/02	at Wichita State	W, 81-77
1/10/03	at Wichita State	L, 73-74
2/9/03	**Wichita State**	**W, 84-76**
1/19/04	at Wichita State	W, 72-60
2/13/04	**Wichita State**	**W, 64-61**
1/21/05	at Wichita State	W, 71-59
2/18/05	**Wichita State**	**W, 83-62**
1/7/06	**Wichita State**	**W, 93-83 (ot)**
2/4/06	at Wichita State	L, 63-82
1/27/07	**Wichita State**	**W, 72-66**
2/25/07	at Wichita State	W, 71-68
1/4/08	**Wichita State**	**W, 83-47**
3/6/08	at Wichita State	W, 56-53
1/10/09	**Wichita State**	**W, 53-45**
2/8/09	at Wichita State	W, 49-47
3/13/09	# $ vs. Wichita State	W, 49-41
1/7/10	**Wichita State**	**W, 89-48**
2/7/10	at Wichita State	W, 59-48
3/13/10	# $ vs. Wichita State	W, 76-59
1/19/11	**Wichita State**	**W, 50-48 (ot)**
2/25/11	at Wichita State	L, 51-60
3/11/11	# $ vs. Wichita State	L, 52-58
1/8/12	at Wichita State	L, 58-65
2/2/12	**Wichita State**	**W, 61-59**
1/19/13	at Wichita State	L, 45-67
2/16/13	**Wichita State**	**W, 56-46**
11/15/14	at Wichita State	L, 56-65
11/13/15	**Wichita State**	**W, 79-54**
11/13/16	at Wichita State	L, 54-62
11/10/17	**Wichita State**	**W, 66-61**
12/8/18	at Wichita State	W, 83-71
12/14/19	**Wichita State**	**W, 56-46**
11/25/24	% vs. Wichita State	W, 91-63

@ = played in Springfield, Mo.
 # = played in St. Charles, Mo.
% = played in Destin, Fla.
$ = MVC Tournament game

William Penn (Series tied 1-1)
Home: 1-1 Away: 0-0 Neutral: 0-0

Date	Opponent	Score
1/26/80	**William Penn**	**L, 48-66**
12/11/82	**William Penn**	**W, 74-44**

Wisconsin (Creighton trails 2-0)
Home: 0-1 Away: 0-1 Neutral: 0-0

Date	Opponent	Score
12/9/90	**Wisconsin**	**L, 93-101**
11/26/91	at Wisconsin	L, 68-83

Wisconsin-Milwaukee (Creighton leads 1-0)
Home: 0-0 Away: 1-0 Neutral: 0-0

Date	Opponent	Score
12/19/99	at Wisconsin-Milwaukee	W, 80-69

Wyoming (Creighton leads 14-8)
Home: 8-2 Away: 6-6 Neutral: 0-0

Date	Opponent	Score
1/5/82	at Wyoming	L, 52-74
1/21/84	at Wyoming	L, 58-63
2/11/88	at Wyoming	W, 76-66
2/27/88	**Wyoming**	**W, 68-62**
2/4/89	at Wyoming	L, 74-90
2/16/89	**Wyoming**	**L, 73-86**
1/26/90	at Wyoming	L, 75-83
3/3/90	**Wyoming**	**L, 69-72**
1/12/91	**Wyoming**	**W, 84-79 (ot)**
2/8/91	at Wyoming	L, 71-72
2/6/92	at Wyoming	W, 75-60
3/7/92	**Wyoming**	**W, 81-69**
12/7/92	**Wyoming**	**W, 98-61**
12/3/94	at Wyoming	W, 100-97 (ot)
11/22/96	at Wyoming	L, 58-72
12/19/97	**Wyoming**	**W, 66-49**
11/13/98	at Wyoming	W, 75-46
12/4/99	**Wyoming**	**W, 74-62**
11/20/10	**Wyoming**	**W, 60-49**
12/1/11	at Wyoming	W, 66-50
12/10/23	at Wyoming	W, 73-61
12/17/24	**Wyoming**	**W, 76-60**

Xavier (Creighton leads 20-2)
Home: 10-0 Away: 10-2 Neutral: 0-0

Date	Opponent	Score
1/15/14	**Xavier**	**W, 79-50**
2/18/14	at Xavier	W, 70-61
1/2/15	at Xavier	L, 65-66
1/30/15	**Xavier**	**W, 74-65**
1/8/16	**Xavier**	**W, 74-47**
2/7/16	at Xavier	L, 55-57
12/30/16	**Xavier**	**W, 63-52**
2/24/17	at Xavier	W, 67-57
1/22/18	at Xavier	W, 71-64 (ot)
2/16/18	**Xavier**	**W, 65-54**
1/18/19	**Xavier**	**W, 66-62 (ot)**
2/17/19	at Xavier	W, 53-52
1/24/20	**Xavier**	**W, 62-55**
2/23/20	at Xavier	W, 76-62
1/3/21	at Xavier	W, 53-50
1/2/22	at Xavier	W, 67-51
2/11/22	**Xavier**	**W, 62-47**
11/25/22	at Xavier	W, 57-51
2/12/23	**Xavier**	**W, 73-53**
2/6/24	at Xavier	W, 77-46
2/27/24	**Xavier**	**W, 99-57**
12/4/24	at Xavier	W, 82-54

Season-by-Season Results

1973-74: 11-6
Head Coach: Eddye McClure

Date	Opponent	Score
11/26	at Midland	L, 24-39
12/2	**Peru State**	**W, 46-20**
12/7	at Omaha	L, 30-35
12/9	at Nebraska-Kearney	L, 37-50
1/12	**Saint Mary**	**W, 39-22**
1/15	**Nebraska Wesleyan**	**W, 42-10**
1/20	at Concordia	W, 45-29
1/22	at Saint Mary	W, 47-28
1/27	**Concordia**	**W, 35-27**
1/29	**Omaha**	**W, 43-37**
2/3	at Doane	W, 50-18
2/5	**Nebraska-Kearney**	**L, 25-38**
2/10	**Doane**	**W, 49-16**
2/17	**Chadron State**	**W, 52-27**
2/19	at Nebraska	L, 38-59
2/20	**Peru State**	**W, 59-26**
2/21	at Omaha	L, 35-39

1974-75: 5-8
Head Coach: Eddye McClure

Date	Opponent	Score
12/15	**Omaha**	**L, 26-49**
1/21	at Concordia	L, 39-46
1/24	at Doane	W, 42-13
1/26	at Midland	L, 27-56
1/28	**Concordia**	**W, 51-35**
1/31	at Nebraska	L, 27-57
2/1	at Saint Mary	L, 31-39
2/4	**Saint Mary**	**W, 42-36**
2/6	**Doane**	**W, 49-22**
2/8	**Nebraska Wesleyan**	**W, 55-31**
2/11	**Omaha**	**L, 41-51**
2/15	at Nebraska-Kearney	L, 58-67
2/17	at Nebraska	L, 43-46

1975-76: 10-8 - Game records not available

1976-77: 10-10
Head Coach: Gaye Kinnett

Date	Opponent	Score
11/26	**Nebraska-Kearney**	**W, 41-40**
12/3	at Midland	L, 42-68
12/4	at Nettleton	L, 38-45
12/10	**Nebraska-Kearney**	**W, 50-46**
12/11	**Chadron State**	**W, 54-44**
1/10	at Briar Cliff	L, 52-61
J 16	**Concordia**	**W, 53-44**
J 18	**Nebraska Wesleyan**	**W, 57-34**
1/24	at Omaha	L, 42-68
1/28	at Saint Mary	W, 56-50 (ot)
2/1	at Concordia	L, 38-46
2/4	**Nebraska Wesleyan**	**W, 50-40**
2/5	at Saint Mary	L, 38-54
2/12	at Omaha	L, 30-64
2/14	**Midland**	**L, 40-49**
2/19	**Iowa Western**	**L, 38-39**
2/21	at Doane	W, 40-23
	Nebraska State Tournament in Omaha	
2/24	*vs. Nebraska-Kearney*	*L, 39-63*
2/25	*vs. Peru State*	*W, 55-50*
2/26	*vs. Concordia*	*W, 47-39*

1977-78: 12-8
Head Coach: Gaye Kinnett

Date	Opponent	Score
11/21	at Omaha	L, 29-56
11/25	at Drake	L, 33-73
11/26	at Minnesota	L, 53-70
11/30	at Briar Cliff	W, 51-44
12/3	at Midland	L, 45-59
12/8	at Saint Mary	L, 41-66
12/13	at Peru State	L, 42-44
12/5	at Concordia	W, 52-51
12/21	**Saint Mary**	**L, 43-46**
12/23	**Nebraska Wesleyan**	**W, 61-41**
1/25	at Iowa Western	W, 72-21
2/1	**Dana**	**W, 59-35**
2/4	**Concordia**	**W, 48-34**
2/9	at Hastings	W, 53-51
2/14	**Peru State**	**W, 50-38**
2/16	**South Dakota**	**W, 75-67**
2/19	at Nebraska Wesleyan	W, 49-43
	Nebraska State Tournament at Omaha	
2/24	*vs. Nebraska-Kearney*	*L, 36-38*
2/25	*vs. Nebraska Wesleyan*	*W, 54-51*
2/26	*vs. Saint Mary*	*W, 63-57*

1978-79: 11-9
Head Coach: Gaye Kinnett

Date	Opponent	Score
11/28	**Nebraska Wesleyan**	**W, 60-31**
11/29	at Saint Mary	W, 69-50
12/5	**Omaha**	**L, 43-75**
12/9	**Midland**	**L, 77-83**
12/10	**Greenville**	**W, 63-60**
1/12	at Peru State	W, 63-46
1/15	**Hastings**	**L, 54-55**
1/18	**Concordia**	**W, 57-50**
1/20	**Dana**	**W, 51-43**
1/27	at Drake	L, 39-103
1/29	**Saint Mary**	**W, 62-49**
1/31	at Nebraska Wesleyan	W, 48-44
2/5	at Dana	W, 45-36
2/10	at South Dakota	L, 58-81
2/13	**Briar Cliff**	**L, 41-53**
2/15	**Peru State**	**W, 66-53**
2/17	**Drake**	**L, 43-99**
2/23	**Saint Mary**	**W, 65-57**
2/24	at Midland	L, 61-77
2/25	at Hastings	L, 51-64

1979-80: 11-10
Head Coach: Howard Faber

Date	Opponent	Score
11/30	at Nebraska-Kearney	L, 72-75
12/4	**Omaha**	**L, 62-75**
12/6	at Nebraska Wesleyan	W, 67-51
12/15	at Minnesota	L, 58-92
1/9	at Briar Cliff	W, 84-83
1/11	at Peru State	W, 65-51
1/14	at Hastings	L, 64-71
1/16	at Truman State	L, 54-76
1/19	**Dana**	**W, 68-41**
1/21	at Concordia	W, 82-60
1/26	**William Penn**	**L, 48-66**
1/28	**Saint Mary**	**W, 55-54**
1/31	**Nebraska Wesleyan**	**W, 71-52**
2/1	**South Dakota State**	**W, 74-68 (ot)**
2/2	**Hastings**	**W, 68-65**
2/8	at Saint Mary	L, 62-70
2/11	at Dana	W, 65-62
2/16	**South Dakota**	**W, 66-62**
2/17	at Midland	L, 59-81
2/19	at Omaha	L, 58-68
2/28	at Nebraska	L, 47-81

1980-81: 10-22
Head Coach: Bruce Rasmussen

Date	Opponent	Score
11/20	**Nebraska-Kearney**	**W, 72-54**
11/22	**Kansas**	**L, 39-75**
11/28	at Drake	L, 49-97
11/29	at South Dakota	L, 72-85
12/2	**Omaha**	**L, 59-65**
12/6	**Kansas State**	**L, 63-73**
12/10	**Pittsburg State**	**W, 79-64**
12/12	at Iowa State	L, 54-67
12/18	at Pittsburg State	W, 60-53
1/8	**Grand View**	**W, 79-59**
1/10	at Western Illinois	L, 71-90
1/12	at Chicago State	W, 75-52
1/13	at Loyola (Ill.)	L, 51-69
1/16	**North Dakota State**	**W, 63-52**
1/17	**Saint Mary**	**W, 63-50**
1/20	**Briar Cliff**	**L, 60-65**
1/21	at Nebraska	L, 49-63
1/22	**Iowa State**	**L, 40-78**
1/24	**South Dakota**	**L, 52-62**
1/27	at Omaha	L, 72-80
1/31	at Kansas State	L, 53-77
2/1	at Wichita State	L, 64-85
2/2	**Truman State**	**L, 60-77**
2/5	**Drake**	**L, 60-75**
2/7	at Kansas	L, 45-103
2/9	**Rockhurst**	**W, 77-46**
2/14	**Wichita State**	**L, 41-66**
2/19	**Nebraska**	**W, 75-69**
2/21	at Saint Mary	W, 80-73
2/24	at Truman State	L, 55-73
2/27	at Drake	L, 64-113
3/3	at South Dakota	L, 62-83

1981-82: 6-21
Head Coach: Bruce Rasmussen

Date	Opponent	Score
11/28	**Iowa State**	**L, 57-79**
12/2	**Kansas**	**L, 31-66**
12/7	**Truman State**	**L, 58-73**
12/11	at South Dakota	L, 50-75
12/12	at Omaha	L, 53-82
12/18	**Morningside**	**L, 58-61**
	Dial Classic in Provo, Utah	
12/29	*at Brigham Young*	*L, 60-102*
12/30	*vs. Weber State*	*L, 68-84*
1/2	*vs. Weber State*	*L, 58-82*
1/4	at Utah State	W, 67-63
1/5	at Wyoming	L, 52-74
	Dial Classic in Minneapolis, Minn.	
1/9	*vs. Notre Dame*	*L, 48-69*
1/10	*vs. St. Catherine*	*W, 82-48*
1/13	at Briar Cliff	W, 75-67
1/16	**North Dakota**	**W, 60-59**
1/19	at Drake	L, 55-101
1/21	**Saint Mary**	**W, 87-44**
1/30	**Iowa**	**W, 74-66**
2/4	**Drake**	**L, 52-68**
2/6	**Kansas City**	**L, 58-66**
2/8	at Truman State	L, 59-79
2/11	**Kansas State**	**L, 49-79**
2/16	**South Dakota**	**L, 46-47**
2/18	**Omaha**	**L, 45-71**
2/20	at Kansas State	L, 36-89
2/26	at Kansas	L, 44-94
3/4	vs. Illinois State	L, 51-68

Head coach Gaye Kinnett posted a 33-27 record at Creighton between 1976 and 1979.

Head coach Bruce Rasmussen led the Bluejays from 1980-92, earning Western Athletic Conference Coach of the Year honors in 1992.

Season-by-Season Results

1982-83: 17-11
Head Coach: Bruce Rasmussen

Date	Opponent	Score
11/23	at Missouri Western	L, 78-82
	UMSL Invitational in St. Louis, Mo.	
11/26	*vs. Eastern Illinois*	*L, 73-83*
11/27	*vs. SIU Edwardsville*	*W, 99-59*
11/28	*vs. Green Bay*	*L, 85-89*
12/11	**William Penn**	**W, 74-44**
12/12	at Iowa State	W, 84-82 (ot)
12/18	**Truman State**	**W, 81-75**
12/21	**Kansas State**	**L, 62-81**
	UNLV Invitational in Las Vegas, Nev.	
1/6	*vs. Washington State*	*W, 77-69*
1/7	*vs. West Texas A&M*	*W, 74-62*
1/8	*vs. New Mexico State*	*L, 64-73*
1/12	at Drake	L, 61-73
1/13	**Briar Cliff**	**W, 77-43**
1/17	**Omaha**	**W, 70-60**
1/19	**UNLV**	**L, 72-77 (ot)**
1/22	**Nat'l Col. of Education**	**W, 85-38**
1/28	at South Dakota	W, 75-66
1/29	**Missouri State**	**W, 59-40**
2/3	at Wichita State	L, 50-83
2/5	at Kansas City	L, 80-87
2/6	at Rockhurst	W, 77-61
2/10	**Drake**	**L, 77-81 (2ot)**
2/12	**Western Illinois**	**W, 62-56**
2/17	**South Dakota**	**W, 65-63**
2/19	**Southern Illinois**	**L, 44-59**
2/25	**North Dakota State**	**W, 71-58**
2/26	**North Dakota**	**W, 68-55**
3/2	at Omaha	W, 62-60

1983-84: 18-10
Head Coach: Bruce Rasmussen

Date	Opponent	Score
	USD Invitational at South Dakota, S.D.	
11/18	*at South Dakota*	*L, 71-76*
11/19	*vs. Morningside*	*W, 67-60*
	Lady Tiger Classic in Memphis, Tenn.	
11/27	*vs. Southern Illinois*	*W, 58-56*
11/28	*at Memphis*	*W, 65-60*
12/3	at Nebraska	L, 70-75
12/6	**South Dakota**	**W, 77-58**
12/10	at Kansas State	L, 50-66
12/17	at Central Missouri	L, 62-90
12/20	**New Mexico State**	**W, 58-44**
	Pizza Hut Classic in Wichita, Kan.	
12/29	*vs. Colorado State*	*W, 66-56*
12/30	*at Wichita State*	*W, 66-56*
1/3	at Oklahoma City	W, 82-61
1/5	at Oral Roberts	L, 64-81
1/12	**Iowa State**	**W, 84-67**
1/14	at Missouri	L, 62-100
1/18	at Northern Colorado	W, 69-56
1/19	at Colorado State	W, 65-50
1/21	at Wyoming	L, 58-63
1/28	**North Dakota**	**L, 63-72**
2/3	at Northwest Mo. St.	W, 69-67
2/4	**Loras**	**W, 67-53**
2/11	**South Dakota State**	**W, 78-43**
2/16	**Kansas City**	**W, 70-66**
2/24	**Nebraska-Kearney**	**W, 79-48**
2/26	**Grand View**	**W, 67-40**
3/2	at Omaha	W, 64-61
3/6	at Loyola (Ill.)	L, 67-72
3/8	at DePaul	L, 56-63

1984-85: 21-6
Head Coach: Bruce Rasmussen

Date	Opponent	Score
11/20	**Augustana (S.D.)**	**W, 64-54**
	Oklahoma St. Tournament in Stillwater, Okla.	
11/22	*vs. TCU*	*W, 70-63*
11/23	*vs. Tulsa*	*W, 79-69*
11/24	*at Oklahoma State*	*W, 68-52*
11/27	**Oklahoma City**	**W, 66-49**
12/1	**Central Missouri**	**W, 73-60**
12/4	at Kansas	L, 67-68
12/8	**Nebraska**	**W, 86-75**
12/14	**Truman State**	**W, 91-63**
12/17	at Iowa State	W, 91-59
12/19	**Wichita State**	**W, 73-47**
12/30	**Kansas**	**W, 67-56**
	UNLV Tournament in Las Vegas, Nev.	
1/4	*at UNLV*	*L, 69-71*
1/5	*vs. Oregon State*	*L, 56-82*
1/12	at Kansas State	L, 64-71
1/13	**Northeastern Illinois**	**W, 68-60**
1/17	at Oklahoma City	W, 83-77
1/26	**North Dakota State**	**W, 64-54**
1/31	**South Dakota**	**W, 67-61**
2/2	at Saint Louis	W, 79-45
2/4	at Southern Illinois	L, 46-62
2/7	**Morningside**	**W, 76-75**
2/14	**Omaha**	**W, 76-68**
2/16	**Rockhurst**	**W, 83-59**
2/25	at Arkansas	L, 56-84
2/26	at Texas-Arlington	W, 89-81
2/28	at Hardin-Simmons	W, 94-63

1985-86: 20-8
Head Coach: Bruce Rasmussen

Date	Opponent	Score
11/22	**Missouri Western**	**W, 77-42**
11/23	at Iowa	L, 60-66
	Oklahoma St. Tournament in Stillwater, Okla.	
11/28	*vs. Stephen F. Austin*	*W, 63-57*
11/29	*vs. Lamar*	*W, 88-59*
11/30	*at Oklahoma State*	*W, 85-74 (ot)*
12/2	at Oklahoma	L, 76-94
12/6	**Missouri**	**W, 84-71**
12/7	at Nebraska	L, 77-86
12/14	at Kansas	L, 54-79
12/16	at Wichita State	W, 68-57
12/18	at Texas-San Antonio	L, 69-71
12/20	at Baylor	W, 69-57
12/21	at Texas A&M	L, 77-84
1/2	**South Dakota**	**W, 79-61**
1/4	**Oral Roberts**	**W, 81-63**
1/6	**Nebraska**	**W, 76-58**
1/9	**Kansas**	**W, 85-67**
1/11	at Marquette	W, 75-56
1/12	at Loyola (Ill.)	W, 117-108 (4ot)
1/14	at Illinois-Chicago	W, 57-47
1/15	at Chicago State	W, 65-51
1/18	**Colorado State**	**W, 75-47**
1/25	**Marquette**	**W, 84-53**
2/8	**Minnesota State**	**W, 72-56**
2/14	at Northwestern State	L, 85-100
2/15	at Louisiana Tech	L, 61-66
2/22	**North Dakota State**	**W, 76-54**
2/28	at Omaha	W, 86-72

1986-87:
23-7 (WNIT - 3rd Place)
Head Coach: Bruce Rasmussen

Date	Opponent	Score
11/30	**Montana State**	**W, 79-62**
12/2	**South Dakota**	**W, 69-50**
12/4	**Chicago State**	**W, 84-46**
12/8	**Nebraska**	**W, 76-69**
12/13	**Kansas State**	**W, 62-59**
12/14	**Montana**	**W, 70-47**
12/20	**Marquette**	**W, 72-49**
12/23	**Kansas**	**W, 62-58**
12/30	at Missouri	L, 65-84
1/1	at Nebraska	L, 59-72
1/5	at Green Bay	L, 55-61
1/7	at Marquette	W, 77-60
1/9	at Kansas	W, 71-63
1/10	**St. Cloud State**	**W, 92-71**
1/12	**Northern Arizona**	**W, 59-55**
1/15	at New Orleans	L, 59-84
1/17	at Tulane	W, 87-73
1/24	**North Dakota**	**W, 87-65**
2/3	at Northern Iowa	W, 82-75
2/5	**Tulsa**	**W, 85-48**
2/10	**Texas-San Antonio**	**W, 73-65**
2/12	at Vanderbilt	L, 57-77
2/16	**Loyola (Ill.)**	**W, 80-75**
2/20	**Green Bay**	**W, 72-65**
2/24	**Omaha**	**W, 85-64**
2/26	at Northern Arizona	L, 74-79
2/28	at Northern Arizona	W, 92-51
	WNIT in Amarillo, Texas (2-1 / 3rd place)	
3/19	*vs. Stephen F. Austin*	*W, 76-68*
3/20	*vs. California*	*L, 82-86*
3/21	*vs. Providence*	*W, 91-89*

1987-88: 15-13
HCAC: 4-6 (T-3rd)
Head Coach: Bruce Rasmussen

Date	Opponent	Score
	Freedom Bowl Invitational in Irvine, Calif.	
11/27	*vs. Colorado*	*L, 50-76*
11/28	*at UC Irvine*	*W, 65-64*
12/2	at Kansas State	L, 60-67 (ot)
12/4	**Missouri**	**L, 82-93**
12/5	**Northern Iowa**	**W, 113-72**
12/8	at Nebraska	L, 62-75
12/15	**DePaul**	**W, 84-71**
12/20	at Montana State	L, 57-73
12/22	at Montana	L, 76-84
1/2	at Omaha	W, 90-76
1/8	**Saint Louis**	**W, 82-44**
1/11	**Iowa State**	**W, 80-59**
1/18	**Kansas City**	**W, 83-67**
1/23	**Green Bay**	**W, 79-58**
1/25	**Texas-San Antonio**	**W, 82-62**
1/28	*** Brigham Young**	**W, 83-69**
1/30	*** Utah**	**L, 42-61**
2/4	at UTEP	L, 63-70 (ot)
2/6	* at New Mexico State	L, 67-89
2/8	**Texas A&M**	**W, 75-71**
2/11	* at Wyoming	W, 76-66
2/13	* at Colorado State	L, 61-71
2/18	**South Dakota**	**W, 74-68**
2/20	*** New Mexico State**	**L, 64-71**
2/25	*** Colorado State**	**W, 61-43**
2/27	*** Wyoming**	**W, 68-62**
3/3	* at Utah	L, 79-85
3/5	* at Brigham Young	L, 78-87

1988-89: 6-21
HCAC: 2-8 (6th)
Head Coach: Bruce Rasmussen

Date	Opponent	Score
11/27	at Iowa State	L, 70-81
11/29	**Omaha**	**W, 71-67**
12/2	**Bradley**	**L, 73-74**
12/6	at Missouri	L, 66-77
12/10	**Kansas State**	**L, 45-69**
12/17	at Kansas	L, 71-76
12/19	at Kansas City	L, 59-75
12/22	**Wichita State**	**W, 70-61**
1/2	**Oklahoma State**	**L, 76-86**
1/4	**Morningside**	**W, 76-54**
1/6	**Nebraska**	**L, 57-74**
1/10	at Northern Illinois	L, 74-106
1/12	at Green Bay	L, 64-77
1/15	at DePaul	L, 65-76
1/21	at Oral Roberts	W, 100-94
1/28	*** New Mexico State**	**L, 68-76**
2/2	* at Colorado State	L, 59-80
2/4	* at Wyoming	L, 74-90
2/9	*** Utah**	**L, 62-77**
2/11	*** Brigham Young**	**W, 95-90**
2/16	*** Wyoming**	**L, 73-86**
2/18	*** Colorado State**	**W, 81-65**
2/23	* at Brigham Young	L, 89-93
2/25	* at Utah	L, 54-75
3/2	at Texas-San Antonio	L, 80-82
3/4	* at New Mexico State	L, 76-79
3/6	at UTEP	L, 85-86

1989-90: 10-17
HCAC: 2-8 (T-5th)
Head Coach: Bruce Rasmussen

Date	Opponent	Score
	UNLV Tournament in Las Vegas, Nev.	
11/24	*vs. George Mason*	*W, 107-98*
11/25	*at UNLV*	*L, 74-109*
11/27	at Southern Utah	W, 96-89
12/2	at Bradley	L, 68-107
12/4	at Southern Illinois	W, 85-84 (ot)
12/6	**Oral Roberts**	**W, 115-63**
12/9	**Missouri**	**L, 92-93**
12/15	**Iowa State**	**L, 76-93**
12/17	at Kansas State	L, 50-89
12/20	at Wichita State	W, 94-84
12/22	**Kansas**	**L, 85-105**
1/3	at Nebraska	L, 77-103
1/8	**Northern Illinois**	**L, 84-116**
1/13	**Southern Utah**	**W, 84-74**
1/20	**UTEP**	**W, 63-55**
1/26	* at Wyoming	L, 75-83
1/27	* at Colorado State	L, 73-86
2/1	*** Brigham Young**	**W, 89-74**
2/3	*** Utah**	**L, 61-65**
2/5	**Kansas City**	**W, 63-60**
2/10	* at New Mexico State	L, 82-100
2/16	* at Utah	L, 50-80
2/17	* at Brigham Young	L, 90-104
2/20	at Northern Iowa	L, 80-107
2/24	*** New Mexico State**	**L, 96-99**
3/1	*** Colorado State**	**W, 82-81**
3/3	*** Wyoming**	**L, 69-72**

Bold = Home Game
* Conference games

Season-by-Season Results

1990-91: 22-7
WAC: 11-1 (1st)
Head Coach: Bruce Rasmussen

Date	Opponent	Score
	Jimco Cowgirl Classic in Stillwater, Okla.	
11/23	*vs. TCU*	*W, 73-62*
11/24	*at Oklahoma State*	*L, 57-80*
11/28	at Missouri	W, 67-63
11/30	at Indiana	L, 57-78
12/ 2	**Northern Iowa**	**W, 93-58**
12/5	at Iowa State	L, 68-69
12/9	**Wisconsin**	**L, 93-101**
12/15	**Kansas State**	**W, 83-75**
12/19	**Southern Illinois**	**W, 68-54**
12/22	at Kansas	W, 80-78
12/28	**Western Illinois**	**W, 103-90 (ot)**
12/29	**Bradley**	**W, 95-86**
1/1	**Oral Roberts**	**W, 105-71**
1/3	**Nebraska**	**W, 81-80 (ot)**
1/11	*** Colorado State**	**W, 84-57**
1/12	*** Wyoming**	**W, 84-79 (ot)**
1/18	* at Brigham Young	W, 84-70
1/19	* at Utah	W, 76-73
1/25	*** San Diego State**	**W, 90-76**
1/26	*** UTEP**	**W, 76-74**
2/8	* at Wyoming	L, 71-72
2/9	* at Colorado State	W, 113-60
2/15	*** Utah**	**W, 69-64**
2/16	*** Brigham Young**	**W, 85-71**
2/21	* at UTEP	W, 90-64
2/23	* at San Diego State	W, 82-76
2/27	at Kansas City	L, 54-63
	WAC Tournament in Laramie, Wyo.	
3/8	*vs. San Diego State*	*W, 78-75*
3/9	*vs. Utah*	*L, 69-86*

1991-92
Overall: 28-4 (NCAA 2nd Round)
WAC: 13-1 (1st)
Head Coach: Bruce Rasmussen

Date	Opponent	Score
11/22	at Nebraska	L, 73-75
11/26	at Wisconsin	L, 68-83
11/30	at Kansas State	W, 77-57
12/2	**Indiana**	**W, 65-62**
12/6	**Oklahoma State**	**W, 65-59**
12/17	**Oral Roberts**	**W, 98-77**
12/20	at Northern Iowa	W, 87-61
12/29	at Bradley	W, 80-53
12/30	at Western Illinois	W, 110-76
1/6	**Iowa State**	**W, 86-72**
1/9	**#19 Kansas**	**W, 75-51**
1/11	**Missouri**	**W, 92-66**
1/18	*** UTEP**	**W, 74-55**
1/23	* at Utah	W, 79-70
1/25	* at Brigham Young	L, 73-78
1/30	*** New Mexico**	**W, 88-44**
2/1	*** San Diego State**	**W, 82-73**
2/6	* at Wyoming	W, 75-60
2/8	* at Colorado State	W, 99-73
2/11	**Kansas City**	**W, 60-43**
2/15	* at UTEP	W, 64-50
2/20	*** Brigham Young**	**W, 92-63**
2/22	*** Utah**	**W, 74-66**
2/27	* at San Diego State	W, 76-75
2/29	* at New Mexico	W, 104-50
M 5	*** Colorado State**	**W, 81-59**
M 7	*** Wyoming**	**W, 81-69**
	WAC Tournament in Salt Lake City, Utah	
3/12	*vs. New Mexico*	*W, 89-50*
3/13	*vs. San Diego State*	*W, 89-66*
3/14	*at Utah*	*W, 74-63*
	NCAA Tournament	
3/18	***Long Beach State***	***W, 79-66***
3/22	*at Stephen F. Austin*	*L, 74-75*

1992-93
Overall: 20-8
MVC: 12-4 (T-2nd)
Head Coach: Connie Yori

Date	Opponent	Score
12/1	at Iowa State	W, 71-55
12/2	**Chicago State**	**W, 65-44**
12/7	**Wyoming**	**W, 98-61**
12/9	at Missouri	W, 79-65 (ot)
12/13	at Texas	L, 69-86
12/19	**Nebraska**	**L , 58-79**
	Cowgirl Classic in Stillwater, Okla.	
12/28	*vs. Kansas City*	*W, 64-51*
12/29	*at Oklahoma State*	*L, 54-64*
1/2	at Kansas	W, 75-60
1/4	**Western Illinois**	**W, 85-52**
1/7	* at Bradley	W, 75-53
1/11	* at Illinois State	L, 68-69
1/14	*** Missouri State**	**W, 58-55**
1/16	*** Wichita State**	**W, 76-45**
1/21	*** Drake**	**W, 83-72**
1/25	* at Northern Iowa	W, 90-66
1/30	*** Southern Illinois**	**W, 82-76**
2/1	*** Indiana State**	**W, 83-51**
2/4	*** Northern Iowa**	**W, 76-41**
2/8	* at Drake	W, 71-60
2/13	* at Indiana State	W, 80-65
2/15	* at Southern Illinois	L, 73-76
2/18	* at Wichita State	L, 74-80
2/20	* at Missouri State	L, 59-73
2/25	*** Illinois State**	**W, 80-57**
3/1	*** Bradley**	**W, 74-59**
	MVC Tournament in Omaha, Neb.	
3/4	***Northern Iowa***	***W, 86-73***
3/9	***Southern Illinois***	***L, 69-71 (ot)***

1993-94
Overall: 24-7 (NCAA 2nd Round)
MVC: 14-2 (2nd)
Head Coach: Connie Yori

Date	Opponent	Score
11/26	**Kansas**	**L, 68-74**
11/30	**Iowa State**	**W, 81-53**
12/6	at Chicago State	W, 108-49
12/7	at Western Illinois	W, 66-63
12/10	at Nebraska	W, 97-64
12/20	at Kansas City	W, 97-71
	Hawk Classic in Philadelphia, Pa.	
12/29	*vs. Virginia*	*L, 60-63*
12/30	*vs. Delaware*	*W, 106-44*
1/2	*** Illinois State**	**W, 63-48**
1/6	*** Drake**	**W, 71-68**
1/11	**Missouri**	**W, 76-54**
1/13	* at Indiana State	W, 61-53
1/15	* at Southern Illinois	W, 76-63
1/21	*** Wichita State**	**W, 101-71**
1/23	*** Missouri State**	**W, 69-56**
1/27	* at Bradley	W, 88-65
1/29	* at Northern Iowa	W, 81-68
2/2	**Oklahoma State**	**L, 54-57**
2/5	* at Missouri State	L, 60-75
2/8	* at Drake	W, 77-70
2/11	*** Southern Illinois**	**W, 79-69**
2/13	*** Indiana State**	**W, 88-53**
2/19	* at Wichita State	L, 58-62
2/24	*** Northern Iowa**	**W, 91-63**
2/27	* at Bradley	W, 82-64
2/28	* at Illinois State	W, 80-73
3/8	***^ Illinois State***	***W, 75-44***
	MVC Tournament in Springfield, Mo.	
3/11	*vs. Indiana State*	*W, 93-78*
3/12	*at Missouri State*	*L, 71-88*
	NCAA Tournament	
3/16	*at #24 Bowling Green*	*W, 84-73*
3/19	*at #9 Texas Tech*	*L, 65-75*

^ MVC Tournament Game

Becky Flynn finished her Bluejay career (1992-96) with 1,356 career points.

1994-95
Overall: 18-9
MVC: 12-6 (4th)
Head Coach: Connie Yori

Date	Opponent	Score
11/29	at Iowa State	L, 69-72
12/3	at Wyoming	W, 100-97 (ot)
12/8	at Iowa	W, 63-53
12/10	at Kansas	L, 84-101
12/17	**Green Bay**	**W, 63-57**
12/20	at Missouri	W, 70-62
12/28	**Nebraska**	**W, 79-72**
12/31	**Kansas City**	**W, 77-59**
1/2	* at Indiana State	W, 81-72
1/4	*** Illinois State**	**W, 79-59**
1/7	* at Northern Iowa	W, 83-62
1/9	*** Bradley**	**W, 84-57**
1/14	*** Drake**	**L, 70-86**
1/21	* at Wichita State	L, 75-90
1/24	*** Evansville**	**W, 90-58**
1/27	* at Missouri State	L, 74-77
1/30	*** Southern Illinois**	**W, 73-60**
2/2	* at Bradley	W, 81-74
2/5	*** Northern Iowa**	**W, 83-68**
2/11	* at Drake	L, 72-75
2/16	*** Wichita State**	**W, 75-74**
2/18	*** Missouri State**	**W, 76-61**
2/23	* at Evansville	W, 83-68
2/25	* at Southern Illinois	L, 71-81
2/28	* at Illinois State	L, 69-78
3/5	*** Indiana State**	**W, 110-102**
	MVC Tournament in Springfield, Mo.	
3/9	*vs. Wichita State*	*L, 68-70*

1995-96
Overall: 15-13
MVC: 10-8 (T-4th)
Head Coach: Connie Yori

Date	Opponent	Score
11/25	at Missouri	W, 78-69
11/29	**Iowa**	**L, 41-68**
	Texas State Invitational in San Marcos	
12/1	*vs. Lamar*	*W, 80-66*
12/2	*at Texas State*	*W, 68-67*
12/6	**Kansas**	**L, 66-86**
12/16	at Green Bay	W, 63-61
12/20	**Iowa State**	**L, 81-95**
12/30	at Nebraska	L, 69-86
1/4	*** Drake**	**W, 77-71**
1/7	* at Evansville	W, 85-82
1/9	* at Southern Illinois	L, 67-77
1/11	*** Northern Iowa**	**W, 73-67**
1/13	*** Bradley**	**W, 71-68**
1/18	* at Illinois State	L, 69-88
1/20	* at Indiana State	W, 105-86
1/27	*** Missouri State**	**L, 63-77**
1/29	*** Wichita State**	**W, 87-68**
2/1	*** Evansville**	**W, 102-77**
2/4	*** Southern Illinois**	**L, 68-78**
2/8	* at Bradley	W, 96-75
2/10	* at Northern Iowa	L, 76-78
2/15	*** Illinois State**	**W, 73-60**
2/17	*** Indiana State**	**W, 66-59**
2/23	* at Missouri State	L, 72-74 (ot)
2/25	* at Wichita State	L, 78-92
3/2	* at Drake	L, 92-97
	MVC Tournament in Des Moines, Iowa	
3/7	*at Drake*	*W, 70-68*
3/8	*vs. Missouri State*	*L, 54-66*

Bold = Home Game
* Conference games

Season-by-Season Results

1996-97
Overall: 8-19
MVC: 7-11 (8th)
Head Coach: Connie Yori

Date	Opponent	Score
11/22	at Wyoming	L, 58-72
11/27	at Iowa State	L, 49-69
12/3	**Nebraska**	**L, 63-84**
	Corvallis (Ore.) Gazette Times Classic	
12/6	*vs. Illinois*	*L, 71-87*
12/7	*vs. Santa Clara*	*L, 63-86*
12/13	**Missouri**	**L, 47-69**
12/15	at Kansas	L, 70-88
12/19	**Texas State**	**W, 89-82**
12/29	* at Wichita State	L, 59-66
12/31	* at Missouri State	L, 45-56
1/3	*** Northern Iowa**	**W, 73-68**
1/5	*** Bradley**	**L, 53-62**
1/10	* at Indiana State	W, 90-79
1/13	* at Illinois State	L, 60-79
1/18	*** Evansville**	**W, 82-63**
1/20	*** Southern Illinois**	**L, 79-89**
1/25	* at Drake	L, 78-106
1/30	* at Northern Iowa	L, 71-75
2/1	* at Bradley	W, 65-48
2/6	*** Illinois State**	**W, 65-54**
2/9	*** Indiana State**	**L, 55-60**
2/15	* at Southern Illinois	W, 73-66
2/17	* at Evansville	W, 84-78 (ot)
2/22	*** Drake**	**L, 69-82**
F 27	*** Wichita State**	**L, 81-86 (2ot)**
3/1	*** Missouri State**	**L, 60-70**
	MVC Tournament in Springfield, Mo.	
3/6	*vs. Drake*	*L, 68-86*

1997-98
Overall: 16-12
MVC: 11-7 (3rd)
Head Coach: Connie Yori

Date	Opponent	Score
11/16	**Kansas**	**L, 59-63**
11/20	**Iowa State**	**L, 53-55**
11/24	at #21 Nebraska	L, 59-80
	St. John's Classic in Jamaica, N.Y.	
11/28	*at St. John's*	*W, 72-66*
11/30	*vs. Toledo*	*W, 72-56*
12/9	at Kansas City	L, 58-70
12/12	at Montana State	W, 63-55
12/19	**Wyoming**	**W, 66-49**
12/28	*** Northern Iowa**	**W, 82-66**
12/30	*** Bradley**	**W, 85-58**
1/4	* at Drake	L, 57-79
1/8	* at Missouri State	L, 52-71
1/10	* at Wichita State	W, 65-62
1/17	*** Illinois State**	**W, 65-62**
1/19	*** Indiana State**	**W, 73-68**
1/22	* at Southern Illinois	W, 64-61
1/24	* at Evansville	W, 79-77 (ot)
2/1	*** Drake**	**L, 61-64 (ot)**
2/7	*** Missouri State**	**W, 78-75 (ot)**
2/9	*** Wichita State**	**L, 70-73**
2/14	* at Illinois State	L, 64-78
2/16	* at Indiana State	L, 50-63
2/19	*** Southern Illinois**	**W, 78-61**
2/21	*** Evansville**	**W, 81-64**
2/26	* at Northern Iowa	L, 72-78
2/28	* at Bradley	W, 79-76
	MVC Tournament in Springfield, Mo.	
3/5	*vs. Wichita State*	*W, 83-60*
2/6	*at Missouri State*	*L, 69-83*

1998-99
Overall: 16-14 (WNIT 1st Round)
MVC: 9-9 (7th)
Head Coach: Connie Yori

Date	Opponent	Score
11/13	at Wyoming	W, 75-46
11/21	**Montana State**	**W, 84-53**
11/24	at Iowa State	L, 60-79
12/6	**Nebraska**	**L, 74-82**
12/8	**Kansas City**	**W, 64-58**
12/12	at Kansas	L, 62-70
	InnSuites Classic in Flagstaff, Ariz.	
12/20	*vs. New Mexico State*	*W, 81-64*
12/21	*at Northern Arizona*	*W, 78-61*
12/29	*** Drake**	**L, 65-80**
1/2	* at Missouri State	W, 67-64
1/4	* at Wichita State	L, 57-63
1/7	*** Illinois State**	**W, 80-69**
1/9	*** Indiana State**	**W, 72-63**
1/14	* at Bradley	W, 68-55
1/16	* at Northern Iowa	L, 59-64
1/21	*** Evansville**	**L, 54-75**
1/23	*** Southern Illinois**	**W, 73-58**
1/28	*** Missouri State**	**L, 56-77**
1/31	*** Wichita State**	**L, 57-71**
2/4	* at Illinois State	W, 65-59
2/6	* at Indiana State	L, 55-64
2/14	*** Bradley**	**W, 73-58**
2/16	*** Northern Iowa**	**L, 55-66**
2/20	* at Southern Illinois	W, 55-52
2/22	* at Evansville	W, 62-57
2/27	* at Drake	L, 71-76
	MVC Tournament in Des Moines, Iowa	
3/4	*at Drake*	*W, 73-62*
3/5	*vs. Indiana State*	*W, 76-54*
3/6	*vs. Evansville*	*L, 72-75 (ot)*
	WNIT	
3/11	*at Kansas State*	*L, 60-71*

1999-2000
Overall: 12-15
MVC: 7-11 (6th)
Head Coach: Connie Yori

Date	Opponent	Score
11/19	**Iowa State**	**L, 61-77**
11/24	at Tulsa	W, 60-46
11/26	at Southern California	L, 56-61
12/4	**Wyoming**	**W, 74-62**
12/7	**Kansas**	**W, 55-54**
12/12	at Nebraska	L, 69-77
12/19	at UW-Milwaukee	W, 80-69
12/21	at Northwestern	W, 64-53
12/29	*** Missouri State**	**L, 59-64**
1/2	* at Bradley	W, 71-65
1/8	* at Illinois State	L, 50-61
1/12	*** Wichita State**	**L, 53-63**
1/15	*** Drake**	**L, 53-74**
1/20	* at Evansville	L, 71-80
1/22	* at Southern Illinois	W, 57-47
1/27	*** Indiana State**	**W, 58-56**
1/29	*** Illinois State**	**W, 65-43**
2/3	* at Missouri State	L, 51-74
2/5	* at Wichita State	L, 56-72
2/12	* at Drake	L, 59-86
2/17	*** Evansville**	**L, 62-69**
2/19	*** Southern Illinois**	**L, 68-70**
2/22	* at Northern Iowa	W, 78-72
2/27	* at Indiana State	L, 61-72
3/2	*** Northern Iowa**	**W, 66-59**
3/4	*** Bradley**	**W, 81-66**
	MVC Tournament in Springfield, Mo.	
3/9	*at Missouri State*	*L, 53-72*

2000-01
Overall: 17-11
MVC: 11-7 (4th)
Head Coach: Connie Yori

Date	Opponent	Score
11/17	**Southern California**	**W, 69-58**
11/25	**Tulsa**	**W, 82-47**
11/29	at Iowa State	L, 71-74
12/3	**Nebraska**	**W, 66-57**
12/8	**UW-Milwaukee**	**W, 66-54**
12/10	**Northwestern**	**W, 88-58**
12/16	at Kansas	W, 76-54
	Sun Splash Shootout in Nassau, Bahamas	
12/20	*vs. Alabama*	*L, 56-66*
12/21	*vs. Eastern Michigan*	*L, 35-50*
12/30	*** Missouri State**	**L, 59-84**
1/1	*** Wichita State**	**L, 76-89**
1/7	* at Drake	W, 80-73
1/12	* at Illinois State	W, 86-70
1/15	* at Indiana State	W, 71-64
1/18	*** Southern Illinois**	**W, 82-72**
1/21	*** Evansville**	**L, 71-79**
1/26	* at Northern Iowa	L, 61-71
1/28	* at Bradley	W, 80-75
2/2	*** Drake**	**L, 69-75**
2/9	*** Indiana State**	**W, 65-57**
2/11	*** Illinois State**	**W, 77-52**
2/15	* at Evansville	W, 72-68
2/17	* at Southern Illinois	W, 80-47
2/22	*** Northern Iowa**	**W, 78-64**
2/24	*** Bradley**	**W, 87-79**
3/1	* at Missouri State	L, 59-94
3/3	* at Wichita State	L, 55-75
	MVC Tournament in Springfield, Mo.	
3/8	*vs. Evansville*	*L, 70-76*

2001-02
Overall: 24-7 (NCAA 1st Round)
MVC: 16-2 (1st)
Head Coach: Connie Yori

Date	Opponent	Score
11/18	at Nebraska	L, 56-59
11/20	**Kansas**	**W, 72-58**
11/27	**#5 Iowa State**	**L, 74-75 (ot)**
	Tulane Invitational in New Orleans, La.	
D 1	*vs. #19 Florida*	*L, 67-78*
D 2	*vs. McNeese State*	*W, 67-49*
D 6	at Western Illinois	W, 70-60
D 8	at Kansas City	W, 80-48
D 15	at Iowa	L, 43-86
D 22	**San Diego State**	**W, 66-55**
D 30	* at Southern Illinois	W, 71-63
1/1	* at Evansville	W, 77-72
1/4	*** Wichita State**	**W, 67-56**
1/6	*** Missouri State**	**W, 84-47**
1/12	* at Illinois State	L, 57-64 (ot)
1/14	* at Indiana State	W, 79-46
1/17	*** Northern Iowa**	**W, 59-51**
1/19	*** Bradley**	**W, 78-64**
1/28	*** Drake**	**W, 62-58**
1/31	* at Missouri State	W, 74-61
2/3	* at Wichita State	W, 81-77
2/7	*** Illinois State**	**W, 68-51**
2/9	*** Indiana State**	**W, 76-61**
2/15	* at Northern Iowa	W, 75-65
2/17	* at Bradley	W, 86-70
2/23	* at Drake	L, 72-74
2/28	*** Evansville**	**W, 67-61**
3/2	*** Southern Illinois**	**W, 88-54**
	MVC Tournament in Springfield, Mo.	
3/7	*vs. Indiana State*	*W, 79-65*
3/8	*vs. Evansville*	*W, 69-52*
3/9	*vs. Drake*	*W, 77-74*
	NCAA Tournament in State College, Pa.	
3/15	*vs. #23 Florida International*	*L, 58-73*

Head coach Connie Yori cuts down the nets after the Bluejays secured the 2002 MVC regular-season championship.

Season-by-Season Results

2002-03
Overall: 24-9 (WNIT Semifinals)
MVC: 13-5 (T-1st)
Head Coach: Jim Flanery

Date	Opponent	Score
11/22	at Michigan	L, 66-75
11/24	**Kansas City**	**W, 77-60**
12/1	**Nebraska**	**W, 55-40**
12/4	at #10 Texas Tech	L, 70-98
12/8	**Iowa**	**W, 89-82**
12/14	at Kansas	W, 72-58
12/16	**Western Illinois**	**W, 70-61**
12/20	at UC Irvine	W, 80-57
12/22	at San Diego State	W, 79-72 (ot)
1/2	*** Bradley**	**W, 89-75**
1/5	*** Northern Iowa**	**W, 86-65**
1/10	* at Wichita State	L, 73-74
1/12	* at Missouri State	L, 71-73
1/16	*** Southern Illinois**	**W, 69-54**
1/18	*** Evansville**	**W, 98-75**
1/26	*** Drake**	**W, 63-51**
1/30	* at Illinois State	W, 77-72
2/2	* at Indiana State	L, 70-75
2/7	*** Missouri State**	**W, 78-69**
2/9	*** Wichita State**	**W, 84-76**
2/13	* at Evansville	W, 84-64
2/16	* at Southern Illinois	L, 63-70
2/23	* at Drake	W, 70-56
2/27	*** Indiana State**	**W, 72-59**
3/1	*** Illinois State**	**W, 72-50**
3/6	* at Bradley	W, 72-61
3/8	* at Northern Iowa	L, 55-63
	MVC Tournament in Des Moines, Iowa	
3/13	*vs. Illinois State*	*W, 70-54*
3/14	*vs. Missouri State*	*L, 70-81*
	WNIT	
3/20	*at Maine*	*W, 74-67*
3/22	*at Siena*	*W, 96-86*
3/25	*at Iowa*	*W, 70-64*
3/31	***Auburn***	***L, 62-73***

2003-04
Overall: 24-9 (WNIT Champions)
MVC: 15-3 (2nd)
Head Coach: Jim Flanery

Date	Opponent	Score
11/21	at Northwestern	L, 41-59
11/23	at Kansas City	W, 74-61
	Duke Classic in Durham, N.C.	
11/29	*vs. #25 Auburn*	*L, 72-79*
11/30	*vs. Stephen F. Austin*	*W, 91-64*
12/4	at #9 Minnesota	L, 71-82
12/7	**Michigan**	**W, 82-66**
12/14	at #11 Kansas State	L, 60-94
12/21	at Nebraska	L, 62-70
12/28	at Iowa	W, 84-72 (ot)
1/3	* at Evansville	W, 64-63
1/5	* at Southern Illinois	W, 59-47
1/8	*** Indiana State**	**W, 87-69**
1/10	*** Illinois State**	**W, 77-72**
1/17	* at Missouri State	L, 80-86 (ot)
1/19	* at Wichita State	W, 72-60
1/22	*** Bradley**	**W, 64-59**
1/25	*** Northern Iowa**	**W, 81-64**
1/31	*** Drake**	**W, 68-48**
2/6	* at Illinois State	W, 75-72
2/8	* at Indiana State	W, 47-46
2/13	*** Wichita State**	**W, 64-61**
2/15	*** #23 Missouri State**	**L, 65-71**
2/20	* at Northern Iowa	W, 69-56
2/22	* at Bradley	W, 68-64
2/29	* at Drake	L, 51-55
3/4	*** Evansville**	**W, 78-65**
3/6	*** Southern Illinois**	**W, 77-60**
	MVC Tournament in Springfield, Mo.	
3/11	*vs. Northern Iowa*	*L, 65-71*
	WNIT	
3/19	*at Colorado State*	*W, 79-68*
3/21	*at Washington*	*W, 74-69*
3/24	***Oregon State***	***W, 74-64***
3/27	***Richmond***	***W, 81-72***
3/30	***UNLV***	***W, 73-52***

2004-05
Overall: 19-10 (WNIT 1st Round)
MVC: 13-5 (T-2nd)
Head Coach: Jim Flanery

Date	Opponent	Score
11/19	**Northwestern**	**W, 77-65**
11/22	**Kansas City**	**W, 84-64**
11/24	at Houston	L, 63-80
11/28	**#18 Minnesota**	**L, 71-79**
12/2	at Oregon State	W, 76-75
12/4	at Colorado	W, 84-68
12/10	**Iowa**	**L, 82-91 (ot)**
12/18	**Nebraska**	**W, 58-57**
12/21	**Kansas**	**W, 68-63**
12/31	* at Southern Illinois	W, 85-63
1/2	* at Evansville	W, 91-75
1/6	*** Indiana State**	**W, 75-72**
1/8	*** Illinois State**	**W, 79-78 (ot)**
1/15	*** Drake**	**W, 75-72**
1/21	* at Wichita State	W, 71-59
1/23	* at Missouri State	L, 51-66
1/27	*** Northern Iowa**	**W, 78-73 (ot)**
1/30	*** Bradley**	**W, 89-71**
2/4	* at Indiana State	L, 76-79
2/6	* at Illinois State	W, 79-64
2/13	* at Drake	L, 57-74
2/18	*** Wichita State**	**W, 83-62**
2/20	*** Missouri State**	**L, 48-65**
2/24	* at Bradley	W, 76-64
2/26	* at Northern Iowa	L, 58-65
3/3	*** Southern Illinois**	**W, 78-58**
3/5	*** Evansville**	**W, 72-64 (2ot)**
	MVC Tournament in Normal, Ill.	
3/10	*vs. Drake*	*L, 44-61*
	WNIT	
3/18	*at Iowa*	*L, 52-67*

2005-06
Overall: 8-21
MVC: 5-13 (T-9th)
Head Coach: Jim Flanery

Date	Opponent	Score
11/19	at Northwestern	L, 77-93
11/21	at Nebraska	L, 50-84
11/30	**Houston**	**W, 76-59**
12/3	**Colorado**	**W, 77-72**
	Lobo Shootout in Albuquerque, N.M.	
12/9	*vs. North Dakota State*	*L, 63-68*
12/10	*vs. Louisiana Monroe*	*L, 60-61*
12/19	**Kansas State**	**L, 59-69**
12/21	at Kansas	L, 52-63
12/23	at Iowa	L, 64-74
12/29	* at Northern Iowa	W, 67-64 (ot)
12/31	* at Bradley	W, 79-68
1/7	*** Wichita State**	**W, 93-83 (ot)**
1/9	*** Missouri State**	**W, 78-57**
1/14	* at Drake	L, 62-67
1/19	* at Southern Illinois	L, 63-85
1/22	* at Evansville	L, 46-59
1/26	*** Illinois State**	**L, 68-71**
1/28	*** Indiana State**	**L, 60-79**
2/2	* at Missouri State	L, 63-70
2/4	* at Wichita State	L, 63-82
2/12	*** Drake**	**L, 62-63**
2/17	*** Southern Illinois**	**L, 44-45**
2/19	*** Evansville**	**L, 73-78**
2/24	* at Indiana State	L, 58-78
2/26	* at Illinois State	L, 61-75
3/2	*** Bradley**	**L, 63-80**
3/4	*** Northern Iowa**	**W, 61-56**
	MVC Tournament in Springfield, Mo.	
3/9	*vs. Southern Illinois*	*W, 54-51*
3/10	*vs. Indiana State*	*L, 51-73*

2006-07
Overall: 13-19
MVC: 8-10 (6th)
Head Coach: Jim Flanery

Date	Opponent	Score
11/11	at UALR	L, 55-66
11/13	at Kansas State	L, 79-94
11/20	**Kansas**	**L, 47-60**
11/22	at Minnesota	L, 55-75
11/26	**Iowa**	**L, 69-75**
	State Farm Tiger Classic in Columbia, Mo.	
12/2	*at Missouri*	*L, 66-70*
12/3	*vs. Eastern Illinois*	*L, 71-81*
12/6	at Memphis	W, 89-79
12/15	**Oregon State**	**W, 74-62**
12/19	**Nebraska**	**L, 57-60**
12/21	**Oral Roberts**	**W, 72-64**
12/29	* at Illinois State	L, 59-70
12/31	* at Indiana State	L, 62-89
1/4	*** Northern Iowa**	**L, 53-56**
1/6	*** Bradley**	**W, 73-63**
1/14	*** Drake**	**W, 67-57**
1/18	* at Southern Illinois	L, 43-63
1/21	* at Evansville	W, 76-74
1/25	*** Missouri State**	**W, 61-51**
1/27	*** Wichita State**	**W, 72-66**
2/1	* at Bradley	W, 69-65
2/3	* at Northern Iowa	L, 72-78 (ot)
2/9	* at Drake	L, 52-64
2/15	*** Evansville**	**W, 77-65**
2/18	*** Southern Illinois**	**L, 56-67**
2/23	* at Missouri State	L, 60-70
2/25	* at Wichita State	W, 71-68
3/1	*** Indiana State**	**L, 64-69**
3/3	*** Illinois State**	**L, 54-72**
	MVC Tournament in Des Moines, Iowa	
3/9	*vs. Indiana State*	*W, 69-65*
3/10	*vs. Illinois State*	*W, 59-56*
3/11	*at Drake*	*L, 64-65 (ot)*

Sam Schuett (2006-11) scored 1,260 points as a Bluejay.

Season-by-Season Results

2007-08
Overall: 21-12 (WNIT 2nd Round)
MVC: 12-6 (4th)
Head Coach: Jim Flanery

Date	Opponent	Score
11/11	**UALR**	**W, 67-54**
11/16	at #6 Rutgers	L, 43-62
11/19	**Memphis**	**W, 90-57**
	Rocky Mountain Invitational in Ft. Collins, Colo.	
11/23	*vs. Kent State*	*W, 71-57*
11/24	*at Colorado State*	*W, 78-56*
11/27	at Kansas	L, 56-91
11/30	at Nebraska	L, 65-79
12/5	at Denver	W, 68-64
12/16	at Iowa State	L, 52-60
12/18	**Kansas State**	**W, 69-62**
12/21	at Oral Roberts	W, 60-57
1/4	*** Wichita State**	**W, 83-47**
1/6	*** Missouri State**	**W, 79-73 (ot)**
1/12	*** Drake**	**L, 51-73**
1/17	* at Evansville	L, 60-75
1/20	* at Southern Illinois	L, 74-75 (ot)
1/24	*** Northern Iowa**	**W, 71-63**
1/26	*** Bradley**	**W, 72-69**
1/31	* at Indiana State	W, 68-60
2/2	* at #24 Illinois State	W, 75-71
2/9	* at Drake	L, 52-72
2/14	*** Southern Illinois**	**W, 62-59**
2/17	*** Evansville**	**W, 82-71**
2/21	* at Northern Iowa	W, 69-51
2/23	* at Bradley	L, 51-52
2/29	*** Illinois State**	**W, 80-77 (ot)**
3/2	*** Indiana State**	**W, 87-74**
3/6	* at Wichita State	W, 56-53
3/8	* at Missouri State	L, 73-79
	MVC Tournament in St. Charles, Mo.	
3/14	*vs. Missouri State*	*W, 56-49*
3/15	*vs. Illinois State*	*L, 60-68*
	WNIT	
3/20	*at South Dakota State*	*W, 76-69*
3/24	*at Marquette*	*L, 69-75 (ot)*

2008-09
Overall: 22-12 (WNIT 2nd Round)
MVC: 14-4 (2nd)
Head Coach: Jim Flanery

Date	Opponent	Score
11/14	at Arkansas State	L, 56-73
11/17	**Nebraska**	**L, 67-72**
11/23	**Iowa State**	**L, 59-63**
11/25	at Saint Louis	W, 68-56
11/30	**Denver**	**W, 82-68**
12/3	at #6 Oklahoma	L, 49-69
12/9	at #25 Kansas State	L, 55-64
12/13	**Kansas**	**L, 58-59 (ot)**
12/20	**UC Davis**	**W, 61-58**
12/21	**Colorado State**	**W, 67-56**
12/29	at North Dakota State	W, 51-40
1/1	* at Illinois State	L, 43-63
1/3	* at Indiana State	L, 54-56
1/8	*** Missouri State**	**W, 92-63**
1/10	*** Wichita State**	**W, 53-45**
1/15	* at Southern Illinois	W, 55-43
1/17	* at Evansville	W, 50-47
1/23	*** Northern Iowa**	**W, 62-44**
1/25	*** Bradley**	**W, 61-46**
1/31	* at Drake	W, 68-65
2/6	* at Missouri State	W, 74-61
2/8	* at Wichita State	W, 49-47
2/12	*** Evansville**	**W, 68-57**
2/14	*** Southern Illinois**	**W, 66-53**
2/19	* at Bradley	L, 67-75
2/21	* at Northern Iowa	W, 67-59 (ot)
2/27	*** Drake - C**	**L, 44-51**
3/5	*** Indiana State**	**W, 54-35**
3/7	*** Illinois State**	**W, 65-62 (ot)**
	MVC Tournament in St. Charles, Mo.	
3/13	*vs. Wichita State*	*W, 49-41*
3/14	*vs. Drake*	*W, 53-35*
3/15	*vs. Evansville*	*L, 45-47*
	WNIT	
3/21	***UC Riverside***	***W, 64-51***
3/23	*at Kansas*	*L, 64-79*

C = CHI Health Center Omaha

2009-10
Overall: 21-11 (WNIT 2nd Round)
MVC: 13-5 (2nd)
Head Coach: Jim Flanery

Date	Opponent	Score
11/13	**Arkansas State**	**W, 77-54**
11/15	**Davidson**	**W, 77-58**
11/19	at Marquette	L, 59-66
11/23	**Kansas State**	**W, 63-54**
11/27	at UC Davis	W, 63-61 (ot)
12/4	**Saint Louis**	**W, 69-58**
12/9	at #24 Nebraska	L, 56-69
12/13	at #23 Kansas	L, 56-77
12/20	**#15 Oklahoma**	**L, 58-67**
12/31	* at Indiana State	W, 55-44
1/2	* at Illinois State	W, 69-44
1/7	*** Wichita State**	**W, 89-48**
1/9	*** Missouri State**	**L, 67-82**
1/14	* at Evansville	W, 63-37
1/16	* at Southern Illinois	W, 84-62
1/22	*** Bradley**	**L, 57-63**
1/24	*** Northern Iowa**	**W, 62-58**
1/29	*** Drake**	**W, 74-61**
2/5	* at Missouri State	L, 64-70
2/7	* at Wichita State	W, 58-48
2/11	*** Southern Illinois**	**W, 63-41**
2/13	*** Evansville**	**W, 42-41**
2/19	* at Bradley	L, 62-72
2/21	* at Northern Iowa	L, 57-73
2/26	* at Drake	W, 77-57
3/4	*** Illinois State**	**W, 60-57**
3/6	*** Indiana State**	**W, 66-53**
	MVC Tournament in St. Charles, Mo.	
3/12	*vs. Drake*	*W, 65-52*
3/13	*vs. Wichita State*	*W, 76-59*
3/14	*vs. Northern Iowa*	*L, 53-54*
	WNIT	
3/19	***Stephen F. Austin***	***W, 76-65***
3/21	*at Kansas*	*L, 68-71*

2010-11
Overall: 18-13 (WNIT 1st Round)
MVC: 12-6 (T-2nd)
Head Coach: Jim Flanery

Date	Opponent	Score
	Wolfpack Invitational in Raleigh, N.C.	
11/12	*vs. Liberty*	*W, 40-35*
11/13	*at North Carolina State*	*L, 71-84*
11/15	at Bowling Green	L, 53-79
11/20	**Wyoming**	**W, 60-49**
11/28	**Marquette**	**W, 63-61**
12/2	at South Dakota	W, 79-70
12/8	**Nebraska**	**L, 55-63**
12/11	at #18 Notre Dame	L, 54-91
12/18	**North Dakota State**	**W, 54-44**
12/20	**North Dakota**	**W, 96-57**
12/22	**Kansas - C**	**L, 58-64**
12/31	*** Drake**	**W, 58-51**
1/6	* at Evansville	W, 81-55
1/8	* at Southern Illinois	W, 68-51
1/13	*** Northern Iowa**	**L, 57-58**
1/15	*** Bradley**	**W, 73-58**
1/20	* at Illinois State	L, 57-70
1/22	* at Indiana State	W, 62-53
1/27	*** Missouri State**	**W, 68-56**
1/29	*** Wichita State**	**W, 50-48 (ot)**
2/3	*** Southern Illinois**	**W, 62-43**
2/5	*** Evansville**	**W, 60-50**
2/10	* at Northern Iowa	L, 52-60
2/12	* at Bradley	W, 72-50
2/17	*** Indiana State**	**W, 71-62**
2/19	*** Illinois State**	**W, 71-44**
2/25	* at Wichita State	L, 51-60
2/27	* at Missouri State	L, 65-73
3/5	* at Drake	L, 54-65
	MVC Tournament in St. Charles, Mo.	
3/11	*vs. Wichita State*	*L, 52-58*
	WNIT	
3/17	*at Northwestern*	*L, 63-89*

C = CHI Health Center Omaha

Former player and assistant coach Chevelle Herring played from 2005-10.

Jordan Garrison, Jasmin Corbin and Danae Moore of the 2011-12 squad.

Season-by-Season Results

2011-12
Overall: 20-13 (NCAA 1st Round)
MVC: 11-7 (4th)
Head Coach: Jim Flanery

Date	Opponent	Score
11/11	at North Dakota	W, 72-54
11/13	at North Dakota State	W, 72-51
11/16	at Kansas	L, 59-73
11/22	**South Dakota**	**L, 53-56 (ot)**
11/27	**North Carolina State**	**W, 74-67**
12/1	at Wyoming	W, 66-50
12/4	**#3 Notre Dame**	**L, 48-76**
12/8	at Nebraska	L, 55-66
12/18	**Bowling Green**	**W, 49-47**
	UTSA Holiday Classic in San Antonio, Texas	
12/20	*at Texas-San Antonio*	*W, 54-53*
12/21	*vs. Colorado*	*L, 49-52*
12/31	*** Drake**	**L, 44-47**
1/5	* at Missouri State	L, 60-70
1/8	* at Wichita State	L, 58-65
1/12	*** Evansville**	**W, 65-33**
1/14	*** Southern Illinois**	**W, 66-59**
1/20	* at Indiana State	W, 64-62
1/22	* at Illinois State	L, 66-79
1/27	*** Northern Iowa**	**W, 65-50**
1/29	*** Bradley**	**W, 72-68**
2/2	*** Wichita State**	**W, 61-59**
2/4	*** Missouri State**	**L, 55-63**
2/9	* at Evansville	L, 45-48
2/11	* at Southern Illinois	W, 80-64
2/17	*** Illinois State**	**W, 68-59**
2/19	*** Indiana State**	**W, 63-48**
2/24	* at Northern Iowa	W, 74-48
2/26	* at Bradley	W, 68-59
3/3	* at Drake	L, 50-54
	MVC Tournament in St. Charles, Mo.	
3/9	*vs. Northern Iowa*	*W, 53-46*
3/10	*vs. Missouri State*	*W, 56-47*
3/11	*vs. Drake*	*W, 53-38*
	NCAA Tournament in Norman, Okla.	
3/18	*vs. #14 St. John's*	*L, 67-69*

2012-13
Overall: 25-8 (NCAA 2nd Round)
MVC: 15-3 (T-1st)
Head Coach: Jim Flanery

Date	Opponent	Score
11/10	**#12 Oklahoma**	**L, 48-69**
11/14	at South Dakota State	W, 63-54
11/20	at South Dakota	W, 53-49
11/25	**#22 Kansas**	**L, 48-58**
11/28	vs. Brigham Young	W, 65-62 (ot)
12/5	**#25 Nebraska**	**W, 66-57**
12/8	at Houston	W, 75-54
12/16	**North Dakota State**	**W, 63-42**
	Caribbean Challenge in Cancun, Mexico	
12/21	*vs. Miami-Ohio*	*W, 66-57*
12/22	*vs. South Florida*	*W, 91-74*
12/30	at Minnesota	L, 81-88 (2ot)
1/3	* at Southern Illinois	W, 81-60
1/5	* at Evansville	W, 70-63
1/11	*** Illinois State**	**W, 64-45**
1/13	*** Indiana State**	**W, 69-50**
1/19	* at Wichita State	L, 45-67
1/21	* at Missouri State	W, 73-53
1/25	*** Northern Iowa**	**W, 54-40**
1/27	*** Bradley**	**W, 79-67**
2/2	* at Drake	W, 98-71
2/8	* at Indiana State	L, 41-58
2/10	* at Illinois State	L, 60-66
2/14	*** Missouri State**	**W, 67-51**
2/16	*** Wichita State**	**W, 56-46**
2/21	* at Northern Iowa	W, 73-66
2/23	* at Bradley	W, 83-65
3/3	*** Drake**	**W, 67-66**
3/7	*** Evansville**	**W, 74-69**
3/9	*** Southern Illinois**	**W, 61-42**
	MVC Tournament in St. Charles, Mo.	
3/15	*vs. Southern Illinois*	*W, 60-43*
3/16	*vs. Illinois State*	*L, 61-64 (ot)*
	NCAA Tournament in Knoxville, Tenn.	
3/23	*vs. #22 Syracuse*	*W, 61-56*
3/25	*at #10 Tennessee*	*L, 52-68*

2013-14
Overall: 20-14 (WNIT 2nd Round)
BIG EAST: 12-6 (T-3rd)
Head Coach: Jim Flanery

Date	Opponent	Score
11/9	at Drake	L, 55-62
11/12	**South Dakota State**	**W, 68-63**
11/16	**Minnesota**	**W, 53-52**
11/17	at Kansas	L, 66-74
11/23	**Houston**	**W, 65-55**
11/26	**South Dakota**	**W, 63-48**
12/1	at #18 Oklahoma	L, 52-80
12/7	**Brigham Young**	**L, 51-52**
12/14	at #19 Nebraska	L, 38-63
	Duel in the Desert in Las Vegas, Nev.	
12/19	*vs. Oregon State*	*W, 70-62*
12/20	*vs. Clemson*	*L, 52-56*
12/21	*at UNLV*	*W, 66-56*
12/28	*** Villanova**	**W, 65-58**
1/1	* at Georgetown	W, 65-63 (ot)
1/4	*** DePaul**	**W, 86-78**
1/8	* at St. John's	L, 48-67
1/11	* at Providence	W, 97-65
1/15	*** Xavier**	**W, 79-50**
1/18	* at Butler	L, 52-58
1/25	*** Marquette**	**W, 83-64**
1/28	* at Seton Hall	W, 76-73
2/1	* at Villanova	L, 54-68
2/5	*** Georgetown**	**W, 75-61**
2/9	* at DePaul	L, 66-80
2/15	*** Providence**	**W, 85-64**
2/18	* at Xavier	W, 70-61
2/23	*** #22 St. John's**	**W, 65-62**
2/26	*** Seton Hall**	**W, 70-50**
3/1	* at Marquette	L, 71-73
3/4	*** Butler**	**L, 59-67**
	BIG EAST Tournament in Rosemont, Ill.	
3/9	*vs. Butler*	*W, 61-52*
3/10	*vs. St. John's*	*L, 63-68 (2ot)*
	WNIT	
3/20	***Missouri***	***W, 77-51***
3/23	*at South Dakota State*	*L, 51-62*

2014-15
Overall: 17-14 (WNIT 1st Round)
BIG EAST: 10-8 (T-5th)
Head Coach: Jim Flanery

Date	Opponent	Score
11/15	at Wichita State	L, 56-65
11/18	at South Dakota State	W, 88-81
11/20	**Utah**	**W, 64-56**
11/23	at #1 Connecticut	L, 60-96
	Cal Classic in Berkeley, Calif.	
11/28	*vs. Cincinnati*	*W, 63-52*
11/29	*at #14 California*	*L, 69-94*
12/3	*** Seton Hall**	**L, 74-79**
12/8	at Northern Iowa	W, 58-56
12/11	**#12 Nebraska**	**L, 57-60**
12/14	**Drake**	**W, 93-71**
12/20	**Omaha**	**W, 67-50**
12/22	**Kansas**	**W, 84-81 (ot)**
12/30	*** Georgetown**	**W, 76-61**
1/2	* at Xavier	L, 65-66
1/4	* at Butler	L, 58-63
1/9	*** Villanova**	**L, 61-65**
1/11	*** St. John's**	**L, 38-61**
1/16	* at Providence	W, 65-54
1/23	* at DePaul	L, 71-96
1/25	* at Marquette	W, 93-75
1/30	*** Xavier**	**W, 74-65**
2/1	*** Butler**	**W, 62-55**
2/6	* at St. John's	W, 75-50
2/8	* at Seton Hall	W, 81-73
2/15	*** Providence**	**W, 84-57**
2/20	*** DePaul**	**L, 76-78**
2/22	*** Marquette**	**W, 82-60**
2/27	* at Georgetown	W, 71-62
3/1	* at Villanova	L, 53-61
	BIG EAST Tournament in Rosemont, Ill.	
3/8	*vs. St. John's*	*L, 54-57*
	WNIT	
3/19	*at South Dakota*	*L, 58-68*

Sisters Ally & Sammy Jensen played together for the Bluejays.

Current Assistant Coach Alexis Akin-Otiko was the Bluejays second leading scorer in 2014-15.

Season-by-Season Results

2015-16
Overall: 17-18 (WNIT 1st Round)
BIG EAST: 8-10 (T-7th)
Head Coach: Jim Flanery

Date	Opponent	Score
11/13	**Wichita State**	**W, 79-54**
11/15	**Marist**	**W, 89-46**
11/24	at Drake	L, 72-81
	Lone Star Showcase in Cedar Park, Texas	
11/26	*vs. East Carolina*	*W, 91-66*
11/27	*vs. #19 Northwestern*	*L, 52-75*
11/28	*vs. Eastern Washington*	*W, 66-60 (ot)*
12/2	at Kansas	L, 54-67
12/6	at Nebraska	L, 63-65
12/9	at Utah	L, 58-74
12/12	**South Dakota State**	**L, 51-53**
12/20	Omaha	W, 69-46
12/22	**Northern Iowa**	**W, 69-61**
12/29	*** St. John's**	**L, 55-66**
12/31	*** Seton Hall**	**L, 82-86**
1/3	* at Georgetown	L, 57-69
1/5	* at Villanova	W, 65-62
1/8	*** Xavier**	**W, 74-47**
1/10	*** Butler**	**W, 77-49**
1/17	*** Providence**	**W, 72-48**
1/22	* at #24 DePaul	L, 63-81
1/24	* at Marquette	L, 72-79
1/29	*** Villanova**	**W, 53-48**
1/31	*** Georgetown**	**L, 44-57**
2/5	* at Butler	W, 52-42
2/7	* at Xavier	L, 55-57
2/14	* at Providence	L, 59-61
2/19	*** Marquette**	**W, 83-81**
2/21	*** #21 DePaul**	**L, 52-78**
2/26	* at Seton Hall	L, 71-77
2/28	* at St. John's	W, 64-57
	BIG EAST Tournament in Chicago, Ill.	
3/5	*vs. Providence*	*W, 70-53*
3/6	*vs. Villanova*	*W, 57-48*
3/7	*vs. Seton Hall*	*W, 77-56*
3/8	*vs. St. John's*	*L, 37-50*
	WNIT	
3/16	*at South Dakota*	*L, 68-74*

2016-17
Overall: 24-8 (NCAA 2nd Round)
BIG EAST: 16-2 (T-1st)
Head Coach: Jim Flanery

Date	Opponent	Score
11/11	at South Dakota State	L, 56-63
11/13	at Wichita State	L, 54-62
11/17	**Drake**	**W, 80-77**
	Junkanoo Jam in North Bimini Island, Bahamas	
11/25	*vs. Missouri*	*L, 63-72*
11/26	*vs. Dayton*	*W, 56-53*
11/30	**Kansas**	**W, 69-49**
12/7	**Omaha**	**W, 82-45**
12/10	at Northern Iowa	L, 49-50
12/18	**Nebraska**	**W, 80-64**
12/21	at Marist	W, 72-50
12/28	*** Butler**	**W, 67-52**
12/30	*** Xavier**	**W, 63-52**
1/2	* at Marquette	W, 83-63
1/4	* at #23 DePaul	L, 65-79
1/8	*** Georgetown**	**W, 70-68 (ot)**
1/10	*** Villanova**	**W, 60-46**
1/14	* at Providence	W, 58-51
1/20	* at St. John's	W, 55-43
1/22	* at Seton Hall	W, 70-60 (ot)
1/27	*** #21 DePaul**	**L, 56-60**
1/29	*** Marquette**	**W, 80-77**
2/3	* at Villanova	W, 47-44
2/5	* at Georgetown	W, 67-59
2/11	*** Providence**	**W, 88-57**
2/17	*** Seton Hall**	**W, 61-44**
2/19	*** St. John's**	**W, 67-60**
2/24	* at Xavier	W, 67-57
2/26	* at Butler	W, 65-53
	BIG EAST Tournament in Milwaukee, Wis.	
3/5	*vs. Butler*	*W, 64-55*
3/6	*at Marquette*	*L, 65-72*
	NCAA Tournament in Corvallis, Ore.	
3/17	*vs. Toledo*	*W, 76-49*
3/19	at #8 Oregon State	L, 52-64

2017-18
Overall: 19-13 (NCAA 2nd Round)
BIG EAST: 11-7 (4th)
Head Coach: Jim Flanery

Date	Opponent	Score
11/10	**Wichita State**	**W, 66-61**
11/14	at South Dakota	L, 68-73
11/19	at Nebraska	W, 64-49
11/21	at Northern Iowa	W, 89-78 (2ot)
	Sount Point Tournament in Las Vegas, Nev.	
11/24	*vs. Washington*	*L, 64-67*
11/25	*vs. #5 UCLA*	*L, 63-72*
12/3	at Drake	W, 108-100 (4ot)
12/10	at Omaha	W, 72-51
12/15	**South Dakota State**	**W, 72-65**
12/21	**#13 Florida State**	**L, 82-92**
12/28	*** #18 Villanova**	**W, 69-54**
12/30	*** Georgetown**	**W, 69-58**
1/2	* at Seton Hall	W, 68-51
1/5	* at St. John's	L, 65-72 (ot)
1/7	*** Marquette**	**L, 77-92**
1/10	*** DePaul**	**L, 54-82**
1/13	*** Providence**	**W, 73-56**
1/19	* at Butler	L, 53-59
1/22	* at Xavier	W, 71-64 (ot)
1/26	*** St. John's**	**W, 53-39**
1/28	*** Seton Hall**	**W, 81-64 (ot)**
2/2	* at DePaul	L, 67-77
2/4	* at Marquette	W, 74-73
2/10	* at Providence	W, 87-84 (2ot)
2/16	*** Xavier**	**W, 65-54**
2/18	*** Butler**	**W, 64-55**
2/23	* at Georgetown	L, 67-70
2/25	* at Villanova	L, 48-55
	BIG EAST Tournament in Chicago, Ill.	
3/4	*vs. St. John's*	*W, 66-58*
3/5	*vs. Marquette*	*L, 70-76*
	NCAA Tournament in Los Angeles, Calif.	
3/17	*vs. Iowa*	*W, 76-70*
3/19	at #9 UCLA	L, 64-86

2018-19
Overall: 15-16
BIG EAST: 8-10 (T-6th)
Head Coach: Jim Flanery

Date	Opponent	Score
11/7	**South Dakota**	**L, 65-77**
11/9	at North Dakota State	W, 86-51
11/15	at South Dakota State	L, 48-74
11/20	at Northern Iowa	L, 55-65
11/28	**#24 Drake**	**L, 69-85**
12/2	**Nebraska**	**W, 74-65**
12/5	**Omaha**	**W, 66-51**
12/8	at Wichita State	W, 83-71
12/16	at Florida State	L, 52-71
	Sunshine Classic in Orlando, Fla.	
12/20	*vs. South Florida*	*W, 83-76*
12/21	*vs. Vanderbilt*	*W, 75-55*
12/29	* at #19 DePaul	W, 85-82
12/31	* at #20 Marquette	L, 67-85
1/4	*** Villanova**	**L, 52-54**
1/6	*** Georgetown**	**W, 65-38**
1/11	* at Seton Hall	L, 75-82
1/13	* at St. John's	W, 65-63
1/18	*** Xavier**	**W, 66-62 (ot)**
1/20	*** Butler**	**L, 43-75**
1/26	*** Providence**	**L, 63-77**
2/1	* at Georgetown	L, 53-62
2/3	* at Villanova	L, 62-67 (2ot)
2/8	*** St. John's**	**L, 45-51**
2/10	*** Seton Hall**	**W, 80-71**
2/15	* at Butler	L, 46-66
2/17	* at Xavier	W, 53-52
2/23	* at Providence	W, 73-64
3/1	*** #13 Marquette**	**W, 71-65**
3/3	*** DePaul**	**L, 67-74**
	BIG EAST Tournament in Chicago, Ill.	
3/10	*vs. Butler*	*W, 60-51*
3/11	*at DePaul*	*L, 69-80*

2019-20 - Overall: 19-11
BIG EAST: 11-7 (T-3rd)
Head Coach: Jim Flanery

Date	Opponent	Score
11/5	at Omaha	W, 67-54
11/12	**South Dakota State**	**W, 61-48**
11/16	at Drake	L, 53-63
11/18	**North Dakota State**	**W, 70-59**
11/24	at Nebraska	W, 79-74
	Cancun Challenge in Cancun, Mexico	
11/28	*vs. #23 West Virginia*	*W, 82-75*
11/29	*vs. Temple*	*W, 69-59*
12/4	at South Dakota	L, 65-72
12/8	**Northern Iowa**	**W, 57-54**
12/14	**Wichita State**	**W, 56-46**
12/20	at Arizona State	L, 55-70
12/29	* at Georgetown	W, 65-56
12/31	* at Villanova	W, 58-42
1/3	*** Marquette**	**W, 72-62**
1/5	*** #16 DePaul**	**L, 71-74**
1/11	*** Providence**	**W, 72-63**
1/17	* at Seton Hall	L, 70-82
1/19	* at St. John's	L, 58-63
1/24	*** Xavier**	**W, 62-55**
1/26	*** Butler**	**L, 67-73**
1/31	* at #11 DePaul	W, 63-61
2/2	* at Marquette	L, 50-52
2/8	* at Providence	W, 77-68
2/14	*** St. John's**	**L, 70-77**
2/16	*** Seton Hall**	**W, 78-66**
2/21	* at Butler	L, 61-76
2/23	* at Xavier	W, 76-62
2/28	*** Villanova**	**W, 67-47**
3/1	*** Georgetown**	**W, 95-78**
	BIG EAST Tournament in Chicago, Ill.	
3/10	*vs. St. John's*	*L, 54-70*

Sydney Lamberty guided Creighton back to the NCAA Tournament in 2017.

Bold = Home Game
* Conference games

Season-by-Season Results

2020-21
Overall: 10-12 (WNIT 2nd Round)
BIG EAST: 6-7 (6th)
Head Coach: Jim Flanery

Date	Opponent	Score
11/25	**Drake**	**L, 62-75**
11/28	at UNI	L, 52-55
11/30	at South Dakota State	L, 66-47
12/6	* at Butler	W, 88-41
12/14	**Nebraska**	**W, 78-62**
12/17	at #3 Connecticut	L, 47-80
12/19	* at Villanova	L, 68-73
12/22	*** #18 DePaul**	**L, 81-90**
1/3	* at Xavier	W, 53-50
1/30	*** Georgetown**	**W, 65-57**
2/1	*** Marquette**	**L, 53-66**
2/10	*** Providence**	**L, 48-60**
2/13	* at Seton Hall	W, 77-76 (ot)
2/15	* at Georgetown	W, 42-41
2/20	* at #19 DePaul	W, 83-72
2/22	* at Marquette	L, 41-65
2/25	*** #1 Connecticut**	**L, 49-81**
BIG EAST Tournament in Uncasville, Conn.		
3/5	** at Georgetown*	*W, 56-42*
3/6	** at Seton Hall*	*W, 83-76*
3/7	** at Marquette*	*L, 59-64*
WNIT in Rockford, Ill.		
3/19	*vs. Bowling Green*	*W, 72-65*
3/20	*vs. Northern Iowa*	*L, 63-64*

2021-22
Overall: 23-10 (NCAA Elite Eight)
BIG EAST: 15-5 (3rd)
Head Coach: Jim Flanery

Date	Opponent	Score
11/10	at Drake	L, 79-82
11/13	**Omaha**	**W, 71-51**
11/17	at Nebraska	L, 62-67
11/21	**South Dakota State**	**W, 67-55**
11/27	**Northern Iowa**	**W, 79-72**
12/3	*** Georgetown- C**	**W, 64-38**
12/5	*** Villanova**	**W, 72-58**
12/12	**Arizona State**	**W, 69-62**
12/16	**South Dakota**	**L, 71-73**
12/19	* at Providence	W, 71-56
12/21	at Arkansas	W, 81-72
1/2	* at Xavier	W, 67-51
1/7	*** Marquette**	**W, 62-45**
1/9	at #11 Connecticut	L, 55-63
1/14	*** Seton Hall**	**W, 83-60**
1/16	*** St. John's**	**W, 86-80**
1/19	* at Butler	W, 95-44
1/21	* at Georgetown	W, 80-70
1/23	* at Villanova	L, 64-74
1/28	*** Providence**	**W, 95-71**
2/2	*** #10 Connecticut**	**L, 56-76**
2/4	* at DePaul	W, 77-68
2/6	* at Marquette	L, 47-50
2/11	*** Xavier**	**W, 68-47**
2/13	*** Butler**	**W, 96-49**
2/18	* at St. John's	W, 107-59
2/20	* at Seton Hall	W, 97-91 (2ot)
2/27	*** DePaul**	**L, 84-90**
BIG EAST Tournament in Uncasville, Conn.		
3/5	*vs. Seton Hall*	*L, 65-66*
NCAA Tournament in Iowa City, Iowa		
3/18	*vs. Colorado*	*W, 84-74*
3/20	*at #8 Iowa*	*W, 64-62*
NCAA Tournament in Greensboro, N.C.		
3/25	*vs. #10 Iowa State*	*W, 76-68*
3/27	*vs. #1 South Carolina*	*L, 50-80*

C = CHI Health Center Omaha

2022-23
Overall: 22-9 (NCAA First Round)
BIG EAST: 15-5 (3rd)
Head Coach: Jim Flanery

Date	Opponent	Score
11/7	at #25 South Dakota State	W, 78-69
11/10	at South Dakota	W, 74-51
11/15	**#22 Nebraska**	**W, 77-51**
11/20	at Northern Iowa	W, 85-66
11/22	at Omaha	W, 93-71
11/25	* at Xavier	W, 57-51
12/2	* at #25 Villanova	W, 67-46
12/4	* at St. John's	L, 62-66
12/10	**Drake**	**W, 75-71**
12/17	**#21 Arkansas**	**L, 75-83**
12/20	at #2 Stanford	L, 59-72
12/28	*** #8 Connecticut**	**L, 47-72**
12/31	* at DePaul	W, 92-82
1/4	*** Providence**	**L, 75-79**
1/8	*** Marquette**	**W, 68-42**
1/11	*** Seton Hall**	**W, 75-53**
1/14	* at Butler	W, 75-52
1/20	*** #22 Villanova**	**L, 57-73**
1/24	* at Providence	W, 64-46
1/21	* at Georgetown	W, 65-57
2/1	*** DePaul**	**W, 83-74**
2/4	*** St. John's**	**W, 81-65**
2/7	* at Seton Hall	W, 77-64
2/12	*** Xavier**	**W, 73-53**
2/15	* at #6 Connecticut	L, 60-62
2/18	*** Georgetown**	**W, 75-34**
2/22	* at Marquette	W, 55-44
2/27	*** Butler**	**W, 74-46**
BIG EAST Tournament in Uncasville, Conn.		
3/4	*vs. Seton Hall*	*W, 75-74 (ot)*
3/5	*vs. #10 Villanova*	*L, 61-63*
NCAA Tournament in South Bend, Ind.		
3/17	*vs. Mississippi State*	*L, 66-81*

2023-24
Overall: 26-6 (NCAA Second Round)
BIG EAST: 15-3 (2nd)
Head Coach: Jim Flanery

Date	Opponent	Score
11/6	vs. North Dakota State	W, 75-52
11/10	**South Dakota**	**W, 81-55**
11/16	**Green Bay**	**L, 53-65**
11/19	at Nebraska	W, 79-74
Cancun Challenge in Cancun, Mexico		
11/23	*vs. Georgia Tech*	*W, 57-46*
11/24	*vs. Michigan State*	*W, 83-69*
12/3	**Northern Iowa**	**W, 115-62**
12/10	at Wyoming	W, 73-61
12/13	* at #19 Marquette	L, 70-76
12/17	at Drake	W, 89-78
12/21	**South Dakota State**	**W, 58-46**
12/30	*** St. John's**	**W, 67-56**
1/3	*** #12 Connecticut**	**L, 50-94**
1/6	* at DePaul	W, 75-68
1/10	*** Butler**	**W, 89-53**
1/14	*** Providence**	**W, 81-70**
1/21	* at Villanova	W, 63-49
1/24	* at Georgetown	W, 77-72
1/28	*** Seton Hall**	**W, 57-49**
1/31	*** Marquette**	**W, 76-71**
2/4	* at Butler	W, 75-65
2/6	* at Xavier	W, 77-46
2/10	*** DePaul**	**W, 88-59**
2/16	* at St. John's	W, 71-51
2/19	* at #15 Connecticut	L, 53-73
2/24	*** Villanova**	**W, 79-69**
2/27	*** Xavier**	**W, 99-57**
3/3	* at Seton Hall	W, 72-65
BIG EAST Tournament in Uncasville, Conn.		
3/9	*vs. Seton Hall*	*W, 72-65*
3/10	*vs. Georgetown*	*L, 46-55*
NCAA Tournament in Los Angeles, Calif.		
3/23	*vs. #20 UNLV*	*W, 87-73*
3/25	*at #6 UCLA*	*L, 63-67*

2024-25
Overall: 26-7 (NCAA First Round)
BIG EAST: 16-2 (2nd)
Head Coach: Jim Flanery

Date	Opponent	Score
11/8	at South Dakota State	L, 71-76
11/11	**Drake**	**W, 80-72**
11/14	at #10 Kansas State	L, 68-86
11/22	**#21 Nebraska**	**W, 80-74**
Emerald Coast Classic in Destin, Fla.		
11/25	vs. Wichita State	W, 91-63
11/26	vs. Syracuse	W, 86-59
12/1	at Tulsa	W, 81-59
12/4	* at Xavier	W, 82-54
12/7	at Northern Iowa	W, 75-71
12/14	at Green Bay	W, 74-52
12/17	**Wyoming**	**W, 76-60**
12/20	vs. #1 UCLA	L, 41-70
12/28	* at St. John's	W, 75-56
1/1	*** Butler**	**W, 68-64**
1/4	* at Providence	W, 60-46
1/8	*** Marquette**	**W, 71-68**
1/11	* at Seton Hall	W, 72-64
1/18	*** DePaul**	**W, 92-71**
1/22	* at Butler	W, 63-52
1/25	*** #6 Connecticut - C**	**L, 61-72**
1/29	* at Georgetown	W, 84-70
2/2	*** Providence**	**W, 79-66**
2/5	*** Seton Hall**	**W, 72-56**
2/8	* at Villanova	W, 70-57
2/15	*** Georgetown**	**W, 70-48**
2/19	*** St. John's**	**W, 65-62**
2/23	* at DePaul	W, 83-74
2/27	* at #5 Connecticut	L, 53-72
3/2	*** Villanova**	**W, 70-55**
BIG EAST Tournament in Uncasville, Conn.		
3/8	vs. Georgetown	W, 72-70
3/9	vs. Seton Hall	W, 73-44
3/10	vs. #3 Connecticut	L, 50-70
NCAA Tournament in Austin, Texas		
3/22	vs. Illinois	L, 57-66

C = CHI Health Center Omaha

Allison Heathcock and Kennedy Townsend.

Bold = Home Game
* Conference games

This is Creighton

Bluejay Athletics on the Web

Visit the official home page of the Bluejays at www.gocreighton.com to get the latest news on Creighton athletics. The site contains updated as well as archived rosters, schedules and statistics, media guides, photo galleries and links on everything related to Bluejay athletics.

For More Information

For more information on Creighton University, check out the University's website at www.creighton.edu, or call the Admissions Office at 1-800-282-5835 (toll free) or 402-280-2703.

Social Media Links

For more information about Creighton University, visit us on Facebook or Twitter at:

Facebook.com/creightonuniversity
Facebook.com/gocreighton
Twitter.com/creighton
Twitter.com/gocreighton

History of Billy Bluejay

Billy Bluejay is the official mascot of the Creighton University Athletics Department. Creighton is a private, Jesuit NCAA Division I school in Omaha, Neb., founded in 1878.

Prior to 1924, with no official athletics nickname, University publications and news media often referred to Creighton athletic teams by the school's colors – the "White and Blue," or vice versa. Because of Creighton's location atop a bluff, the team was occasionally designated unofficially as the "Hilltoppers," but the name lost favor because at least six other teams in the country went by the same nickname. At the behest of Creighton's Athletics Board and Alumni Association, the *Omaha Bee* newspaper coordinated a public contest in late 1923 to select a nickname and mascot for Creighton University athletic teams. After reviewing 200 entries, the Athletics Board decided upon "Bluejays" because the color of the bird was in keeping with school colors.

The Bluejays were originally depicted by an ornithologically correct rendition of the bird. In 1941, Creighton alumnus Joseph P. Murphy, a 1931 graduate of the College of Business and, at the time, a Creighton journalism professor and the head of its public relations department, designed a graphical image of the bird with a more human stance and expression.

Murphy's 1941 design remained largely intact for the past 72 years with only minor revisions. While it is unclear on the exact year the first walking costume mascot modeled after Murphy's 1941 graphical image appeared publicly or the first time the image or mascot were referred to as "Billy Bluejay," many costumes were created, changed/re-designed over the past seven decades as Billy became a fixture at Creighton Athletics events, roaming the sidelines to cheer on his beloved Bluejays.

In October, 2013, in conjunction with Creighton's move to the BIG EAST Conference, the University unveiled a new Athletics brand – athletic logo, sport-specific logos and corresponding secondary marks designed to increase overall awareness of the Creighton University Bluejays - locally, regionally and nationally. The new logo was designed to build on the history, tradition and love of previous Billy Bluejay icons while maintaining the integrity of the past and establishing the new Creighton Bluejay brand as a distinct and recognizable identity in the BIG EAST.

Creighton Athletics turned to Street Characters to provide an updated Billy Bluejay walking mascot costume, one that was more vibrant, more athletic and one that more closely resembled the new athletics brand. The new-look Billy Bluejay walking mascot costume made his first public appearance in front of over 17,000 fans when the Creighton men's basketball team hosted Nebraska on Dec. 8 at CHI Health Center Omaha.

McCormick Endowed Athletic Director Marcus Blossom

Marcus Blossom starts his fifth year as McCormick Endowed Athletic Director at Creighton in 2025-26.

Creighton has enjoyed historic levels of success in Blossom's first four years on the job, as Bluejay teams have made 18 postseason appearances, won six conference tournament titles, five regular-season titles and had 78 First Team All-Conference selections to go with eight Conference Coach of the Year accolades. The Bluejays have had 11 College Sports Communicators Academic All-Americans during Blossom's tenure.

Among Creighton's most prominent student-athletes in his reign have been 2022 MAC Hermann Trophy Award winner and 2024 Olympian Duncan McGuire, NBA Draft picks Ryan Kalkbrenner and Baylor Scheierman, USA Basketball 3x3 MVP Morgan Maly and First Team All-American Kendra Wait.

Creighton is the nation's only school to reach the Elite Eight in men's soccer, volleyball, men's basketball, women's basketball in the last four years. Creighton and UCLA are also the nation's only schools to reach the Sweet 16 at least once in men's soccer, women's volleyball, men's basketball and women's basketball in the past four years.

The work performed by Bluejay student-athletes in the classroom also featured excellence across the board. The men's track program owned the nation's best GPA in 2023-24 & 2024-25. Five of Creighton's programs were recognized by the BIG EAST with Team Academic Excellence Awards in 2024-25. CU student-athletes owned a 3.51 GPA in the spring of 2025.

As athletic director at Holy Cross, Blossom led the development of the athletics department's first strategic plan, with a focus on creating a high-performance culture, achieving and sustaining competitive excellence, and increasing ticket sales, external support and community engagement, while also enhancing facilities.

Under his leadership, academic success within the Holy Cross athletics program was among the very best in the nation, ranking first for graduation success rate, with the school receiving more than a dozen Division I Academic Progress Rate public recognition awards from the NCAA. Several teams at Holy Cross posted multi-year APR scores in the top 10% of all squads in their respective sports.

Prior to his time at Holy Cross, Blossom spent five years at Boston College as senior associate athletics director for business and administration.

Blossom has a deep background with Jesuit higher education, and he is no stranger to the BIG EAST, having spent two years with Providence College as associate athletic director for business operations. Earlier in his career, he also served as assistant director of championships for the NCAA, managing the complex process of championship host-city selection, among other duties.

Blossom, who is from Chicago and has strong Midwestern ties, earned his Bachelor's Degree in Business Administration with a concentration in finance at Northeastern University, a Master's Degree in Sport Management from West Virginia University and an MBA from the University of Rhode Island. While earning his undergraduate degree at Northeastern University, Blossom was a three-time GTE/CoSIDA Academic All-District and three-time all-conference selection in men's basketball.

Blossom and his wife, Karli, have two daughters, Maya and Mora.

President Rev. Daniel S. Hendrickson, S.J.., Ph.D.

The Rev. Daniel S. Hendrickson, SJ, PhD, is the 25th president of Creighton University and currently in his 11th year leading the nearly 150-year-old Jesuit, Catholic institution with campuses in Omaha, Phoenix, and the Dominican Republic.

Fr. Hendrickson first encountered Creighton as a student in the Jesuit Humanities Program in 1996 before returning to teach at the University from 2000 to 2003. He was elected to the Creighton Board of Trustees in 2013, elected president of Creighton in December 2014, and began his tenure July 1, 2015, guided by a deep passion for the University's mission to form leaders who are motivated to build a more just world.

Prior to serving as Creighton University president, he held positions at Jordan University College in Morogoro, Tanzania; Fordham University in New York; and Marquette University.

During his presidency, the University has experienced record-breaking enrollments and an expansion of academic program offerings as well as undergraduate research opportunities. Additionally, an increase in student support efforts has helped Creighton achieve a 98% outcomes rate for graduates and a 94% first-to-second year retention rate.

Fr. Hendrickson has also overseen significant expansion and enhancements to the University's physical footprint. This includes more than half a billion dollars in investments to the urban core of Omaha through infrastructural improvements as well as building a new campus in Phoenix in 2021 for interprofessional health sciences education, including a second four-year medical school, with the ability to serve approximately 1,000 students.

Moreover, with Fr. Hendrickson's leadership, Creighton strengthened its philanthropic support. As of 2025, the University has seen a 38% increase in endowed chairs during his tenure with 14 positions being created since 2015 and 13 of those being funded during the ambitious Forward Blue campaign, which launched publicly in 2021. With student support as a priority, the campaign has raised more than $246 million in scholarship dollars, with more than 488 new scholarships established. During this time, Creighton's total investments, which reflect a nearly 75% increase in the endowment pool as well as other contributions, have topped $1 billion.

Outside of Creighton, Fr. Hendrickson serves on the boards of Boston College, Xavier University, and the BIG EAST Conference Board of Directors. He is also a trustee of ILAC/Centro de Educación para la Salud Integral in the Dominican Republic and Jesuit Worldwide Learning.

Fr. Hendrickson holds a BA from Marquette University; an MA in philosophical resources from Fordham University; a MDiv degree from Santa Clara University; and MA and PhD degrees from Columbia University. He is the author of "*Jesuit Higher Education in a Secular Age: A Response to Charles Taylor and the Crisis of Fullness,*" published in 2022.

Athletic Performance

Creighton University student-athletes benefit from year-round strength and conditioning training programs in the McDermott Center.

The 6,000 square foot state-of-the-art Athletic Performance Center is equipped with 12 Power Lift half-racks that each have inlaid lifting platforms and the EliteForm system. Additionally, the Athletic Performance Center features Uesaka Collegiate Series Bumper Plates, Plae Flooring, Iron Grip dumbbells, and a nutrition and hydration station to provide Creighton student-athletes with the optimal training and recovery environment.

The athletic performance program at Creighton University is designed to increase performance and overall athlete health and availability. The program is developed utilizing an extensive screening and assessment process to individualize each athlete's training program and address their specific needs.

To help maximize athletic performance, each Creighton student-athlete works with the strength and conditioning staff, the sports medicine staff, a certified nutritionist and a sports psychologist, giving Creighton student-athletes all the resources they need to succeed at the highest level.

Head Strength and Conditioning coach Brad Schmidt works with the women's basketball program.

Athletic Training

The Creighton University Athletic Training staff works in cooperation with and under the supervision of team physicians to provide the best possible care for student-athletes. It has a staff of six full-time athletic trainers, and two part-time athletic trainers. Athletic training students also gain clinical experience as they help serve the athletic medicine needs of Creighton student-athletes.

The mission of Creighton University athletic training is to serve as the initial allied healthcare provider for Creighton student-athletes and to provide access to other healthcare professionals as needed. Services include the prevention, assessment, management and rehabilitation of athletic-related injuries and illnesses.

Creighton athletic training is committed to the highest standards of care consistent with the National Athletic Trainers Association Code of Professional Practice and the credentialing statutes of the state of Nebraska.

Assistant Athletic Trainer Nick Bies works with the women's basketball program.

Creighton's McDermott Center Features Academic Resource Center

In the summer of 2014, Creighton opened the McDermott Center, a facility that has benefited student-athletes for the last decade. Located adjacent to D.J. Sokol Arena and the Wayne and Eileen Ryan Athletic Center, the McDermott Center is highlighted by the Wayne and Eileen Ryan Athletic Training Center, the Parker Family Academic Resource Center, the Doug McDermott Player Lounge and the Kyle Korver Courts inside D.J. Sokol Gymnasium, among many other features.

The Parker Family Academic Resource Center features private meeting and study rooms with access to tutors, a computer lab, wireless internet, couches, tables, chairs and many more resources to help Bluejay student-athletes make the most of their time.

All-Time CSC Academic All-Americans

Rick Apke, 1977 & 1978
Steven Ashworth, 2025
Ty Blach, 2011
Megan Bober, 2012
Abby Bottomley, 2021
Dennis Bresnahan, 1970
Krystle Campa, 2003
Becca Changstrom, 2013
Tyler Clement, 2018
Sam Crowley, 2018
Zach Daeges, 2005 & 2006
Brody Deren, 2004
Ethan Finlay, 2011
Becky Flynn, 1995
Christine Fukumoto, 2005
Heidi Geier, 1998 & 1999
Emily Greisch, 2006
Bill Hahn, 1993
Jennie Hartjes, 2015
Shane Havens, 2003
Fabian Herbers, 2014 & 2015
Brian Holt, 2011
Vincent Keller, 2015
Brooks Kendall, 2018
Taryn Kloth, 2018
Sven Koenig, 2018
Harrison Lang, 2017
Dan Lawler, 1999, 2000 & 2001
Katherine Lemke, 2023
Michael Lindeman, 2003 & 2004
Christy Lunceford, 1997
Morgan Maly, 2024 & 2025
Nick Monkemeyer, 2019 & 2020
Tara Oltman, 2008, 2009 & 2010
Jace Peters, 2011
Alfie Pope, 2023
Jessica Powers, 1999
Connor Ramlo, 2019
Jamie Reiss, 2007
Ernie Rongish, 1973
Darin Ruf, 2009
Dave Schrage, 1983
Kiana Schmitt, 2023
Paul Silas, 1964
Norah Sis, 2024
Boston Small, 2023
Jean Tierney, 1983
Anthony Tolliver, 2007
Kendra Wait, 2022, 2023 & 2024
Carrie Welle, 1998
Matt Wieland, 2005
Jaali Winters, 2017 & 2018
Brittany Witt, 2019

Academic and Athletic Success

- Creighton's student-athletes combined for a 3.51 GPA last spring, its best spring semester on record. The student-athletes also own a 3.50 cumulative GPA.
- Fifty-three Creighton student-athletes have earned a combined 67 College Sports Communicators Academic All-American honors all-time. Volleyball's Kendra Wait and Norah Sis, as well as Men's Basketball's Steven Ashworth and Women's Basketball's Morgan Maly, were each honored during the 2024-25 school year.
- Kendra Wait became CU's first student-athlete in any sport to be named a First Team Academic All-American as well as a First Team All-American on the court in the same academic year.
- Creighton had 216 student-athletes make the Dean's List at least one time last year, including 151 student-athletes who earned the honor both semesters.
- Every program had a team GPA of 3.25 or better last spring and nine squads (men's basketball, women's basketball, women's golf, women's tennis, men's cross country/track, women's cross country/track, women's soccer, rowing) had GPA's of 3.50 or better last spring.
- Nine Creighton teams were recognized with national academic honors for the classroom acumen during the 2024-25 academic year.
- Ten of the 11 members of the Creighton Women's Basketball program earned a 3.5 GPA or better at least once in 2024-25, with eight women doing it both semesters.
- Fifty-four student-athletes (19 percent) earned perfect 4.0 GPAs during the spring 2025 semester, including Sydney Golladay, Allison Heathcock, Lauren Jensen, Brooke Littrell and Molly Mogensen from the women's basketball team.

Outstanding Student-Athletes

Creighton prides itself on the quality education it provides for student-athletes. Those listed below were members of the Dean's List (3.5 GPA) in 2024-25. (*Earned Dean's List honors both semesters.)

Baseball
Nathan Anderson*
Matthew Aukerman*
Jimmy Burke
Dominic Cancellieri*
Teddy Deters
Dakota Duffalo*
Tate Gillen*
Joe Hauser*
Kyle Hess*
Eason Hurd*
Noah Klein*
Will MacLean*
Mason McCurdy*
Nate McHugh*
Eli Nissen*
Ben North
Robert O'Malley*
Nolan Sailors
Matt Scherrman*
Cuyler Zukowski

Men's Basketball
Steven Ashworth*
Ty Davis*
Jasen Green
Pop Isaacs
Ryan Kalkbrenner
Sami Osmani*
Shane Thomas
Josh Townley-Thomas*
Isaac Traudt*
Fedor Zugic*

Women's Basketball
Mallory Brake
Elizabeth Gentry*
Sydney Golladay*
Allison Heathcock*
Jayme Horan
Lauren Jensen*
Brooke Littrell*
Morgan Maly*
Molly Mogensen*
Kennedy Townsend*

Men's Cross Country/Track
Diego Barron
Sam Berlinghof*
Lucas Bossinger*
Marcos Gonzalez*
Cole Haith*
Ryan Hendrickson
Noah Jodon
Evan Kraus*
Gus Lampe*
Jacob Ludwick*
Jonathan Lukas*
Ryan Montera
Eli Moore*
Tommy Murray*
Logan Piper*
Dominic Ricci*
Henry Slagle*
Jack Sorensen*
Matt Tolman
Jake Ziebarth*

Women's Cross Country /Track
Kate Blaesing
Anna Bridges*
Saige Christen*
Madeline Lage*
Anika Nettekoven*
Abby Parker
Scarlett Pearlman*
Claire Pyne*
Molly Rogers*
Taylor Rorick*
Alaire Serell*
Katherine Soule*
Sophia Valentine*

Men's Golf
Jake Boor
Kolby Brown*
Cole Davis
Grant Feldman
Brock Kuhlman*
Owen Mackin*
Radley Mauney*
Owen Price*

Women's Golf
Abby Aeschleman*
Annie Dawson*
Julia Karmazin*
Katharine Marshall*
Karsen Morrison
Kinsley Smith*

Rowing
Lindsey Barcia*
Avery Boucher*
Nicole Bryan
Emma Buys*
Mary Callahan*
Chloe Carlson*
Emma Chipps*
Shayla Edwards*
Addison Egger
Jaimie Gale
Sophie Galioto*
Lucy Giunta
Emily Gleason*
McKenzie Glover*
Addison Gregoire*
Cathleen Guenther*
Emma Hancock*
Paige Harty*
Sarah Herzer*
Jocelyn Jennings*
Emma Johnson*
Ellie Kearin*
Laurel Kieffer*
Courtney Kobza*
Sarah Koons*
Rachel Malander*
Amelia Muhlbauer*
Emma O'Dwyer
Gabrielle Ohwovoriole*
Nina Ricci*
Claire Robertson*
Summer Ryan*
Carli Schulz
Cristiana Scillieri
Rhiannon Sloan
Allie Snodderly*
April Tanner
Mariana Vazquez
Ivy Williams*
Wendy Wilson*
Claire Winter*
Sofia Witmer*
Lillian Zeimetz
Isabelle Zuick

Men's Soccer
Fabian Alvarez
Pablo Andrade
Miguel Arilla*
Lucio Berron*
Ryan Brakke
Nick Cenek*
Gavrillo Civric
Aaron Deppe
Brian Edelman*
Ben Foulks*
Blake Gillingham
Sean Green
Matthew Hudson*
Brandon Keniston*
Owen Nelson*
Mark O'Neill*
Ali Ramadan
Omar Ramadan*
Etienne Ravelli
Ismael Reyes*
Landon Sloan*

Women's Soccer
Greta Betz
Caroline Blum*
Kelis Brown*
Carmen Carpenter*
Mallory Connealy
Stella Downing
Olivia Duray
Victoria Gillis
Anja Jestrovic
Alyssa Judkins
Lara Kazandjian
Clara Kulick*
Marissa LeVine*
Azumi Manriki*
Madelyn Merrick
Ariana Mondiri
Ella Offer*
Kendal Radke*
Abigail Santana*
Savanna Solomon*
Elliot Smith
Millie Thistleton*
Jessica Torres*
Andrine Westlie*
Allison Williams*

Softball
Avery Barnard
Ella Dalton*
Lynn Davis*
Annika Dugenske*
Mazie Flud
Kenzie Nakasawa
Brooklyn Patchen*
Erika Perez*
Hannah Poole*
Kenzie Schopfer*
Sydra Seville*
Elliot Smith*

Men's Tennis
Blake Eason*
Zachary Kuo*
Rockwell McKenzie*
Ethan Neil*
Kirtan Patel

Women's Tennis
Annika Elvestrom*
Elsa Jurrens*
Siri Kongara*
Valerie Negin*
Bianca Rademacher*
Philippa Roy*

Volleyball
Maddy Bilinovic*
Eloise Brandewie
Sydney Breissinger*
Audrey Clark
Ava Martin*
Katie Maser
Sky McCune*
Abbey Milner
Destiny Ndam-Simpson*
Ashlyn Paymal
Kiara Reinhardt*
Norah Sis*
Ava TeStrake*
Kendra Wait*
Sophia Wendlick
Emma Ziegler

Bluejay Basketball Media Directory

Newspapers

Omaha World-Herald
301 N. 117th Ave., Suite 201
Omaha, NE 68164
Phone: 402-444-1000
Beat Writer: Jon Walker

Creightonian
2500 California Plaza
Omaha, NE 68178
P/F: 402-280-4058 / 280-4730
Sports Editor: Ally Seevers

Online

Hurrdat Sports
hurrdatsports.com
Beat Writer: Jacob Padilla

White & Blue Review
WhiteAndBlueReview.com
Beat Writer: Matt DeMarinis

Radio

Fox Sports Radio
KOZN (1620 AM),
KOIL (1290 AM) &
KZOT (1180 AM)
5011 Capitol Ave.
Omaha, NE 68132
P/F: 402-342-2000 / 827-5293
General Manager: Steve King

Television

KETV (ABC)
1001 S. 10th Street
Omaha, NE 68108
P/F: 402-978-8957 / 978-8931
Sports Director: Andy Kendeigh

KMTV (CBS)
10714 Mockingbird Dr.
Omaha, NE 68127
P/F: 402-593-2706 / 592-4714
Sports Director: Adam Krueger

Nebraska Public Media (PBS)
PO Box 83111
Lincoln, NE 68111
P/F: 402-472-9333 / 472-5347
Producer: Gavin Felix

WOWT (NBC)
3501 Farnam Street
Omaha, NE 68131
P/F: 402-233-7940 / 233-7888
Sports Director: Clayton Collier

Wire Service

***Associated Press* (Omaha)**
1700 Farnam Street
Omaha, NE 68102
P/F: 402-391-0031 / 391-1412
Sports Writer: Eric Olson

Creighton Athletic Communications Office

Rob Anderson
402-280-5544

Glen Sisk
402-280-2433
WBB Contact
glensisk@creighton.edu

Patrick Davis
402-280-5801

Credentials

Media covering women's basketball home games, should request credentials at least 48 hours prior to the game.

Interviews

Gameday interviews prior to a contest must be approved by Glen Sisk.

At home, Flanery and requested players will be available via a press conference following the game.

On the road, Flanery and requested players will be made available upon request.

Media Parking

Limited media parking is available near D.J. Sokol Arena. Parking must be arranged with Glen Sisk (glensisk@creighton.edu).

Catch the BIG EAST Season on BEDN

The entire BIG EAST Conference season will be available on the BIG EAST Digital Network via ESPN+, save the Bluejays' nationally-broadcast contests on FOX, FS1, Peacock, TNT or truTV.

Creighton Athletics on the Web

Fans worldwide count on **GoCreighton.com** for the latest information on Creighton athletics. Updated several times daily, the site lets fans view schedules, photo galleries, rosters, statistics and news releases on their favorite teams.

The site also features live statistics for every home match as well as webcast links to broadcasts.

www.gocreighton.com
GoCreighton.com/WBB
Facebook.com/CreightonWBB
Instagram.com/CreightonWBB
Twitter.com/CreightonWBB
YouTube.com/GoCreighton

2025-26 Radio/TV Roster

#1 Kendall McGee
5-10 • Guard • Fr.
Brooklyn Park, Minn.

#2 Kennedy Townsend
5-10 • Guard • Sr.
Kansas City, Mo.

#9 Tara Dacic
6-2 • Forward • Fr.
Belgrade, Serbia

#11 Kiani Lockett
5-8 • Guard • Sr.
Minneapolis, Minn.

#13 Allison Heathcock
5-11 • Guard • So.
Edmond, Okla.

#22 Avery Cooper
6-1 •Forward • Fr.
Lake Zurich, Ill.

#23 Neleigh Gessert
6-0 • Guard• Fr.
Omaha, Neb.

#24 Ava Zediker
5-10 • Guard• Fr.
Des Moines, Iowa

#30 Norah Gessert
6-0 • Guard• Fr.
Omaha, Neb.

#35 Elizabeth Gentry
6-3 • Center • So.
Littleton, Colo.

#42 Grace Boffeli
6-1 • Forward • Gr.
Eldridge, Iowa

Jim Flanery
Head Coach
24th Season

Carli Berger
Assistant Coach
12th Season

Mike Jewett
Assistant Coach
Second Season

Alexis Akin-Otiko
Assistant Coach
First Season

Jenny Vickers
Director of Operations
22nd Season

2025 2026

CREIGHTON WOMEN'S BASKETBALL

MISSOURI WESTERN* OCT. 22 | 6:00 PM	NORTH DAKOTA ST.* OCT. 26 | 12:00 PM	SOUTH DAKOTA ST. NOV. 3 | 6:00 PM ESPN+	DRAKE NOV. 9 | 2:00 PM ESPN+	NEBRASKA NOV. 12 | 8:00 PM FS1	NORTHERN IOWA NOV. 20 | 6:00 PM ESPN+	UNLV NOV. 26 | 2:00 PM	N. ARIZONA NOV. 28 | 2:00 PM
ST. JOHN'S DEC. 4 | 6:00 PM ESPN+	TULSA DEC. 7 | 1:00 PM ESPN+	KANSAS STATE DEC. 14 | 2:30 PM FS1	OMAHA DEC. 17 | 6:30 PM SUMMIT LEAGUE NETWORK	DEPAUL DEC. 20 | 1:00 PM ESPN+	SETON HALL DEC. 22 | 3:00 PM ESPN+	GEORGETOWN DEC. 28 | 5:00 PM TruTV	VILLANOVA JAN. 1 | TBA ESPN+
BUTLER JAN. 4 | 1:00 PM ESPN+	MARQUETTE JAN. 8 | 7:00 PM TruTV	UCONN JAN. 11 | 1:00 PM TruTv	PROVIDENCE JAN. 17| 12:00 PM ESPN+	XAVIER JAN. 20 | 6:00 PM ESPN+	DEPAUL JAN. 25 | 2:00 PM ESPN+	ST. JOHN'S JAN. 28 | 6:00 PM ESPN+	SETON HALL FEB. 1 | 2:00 PM TruTV
GEORGETOWN FEB. 4 | 6:00 PM ESPN+	MARQUETTE FEB. 8 | 12:00 PM FS1	UCONN FEB. 11 | 6:00 PM PEACOCK	VILLANOVA FEB. 15 | 4:00 PM TruTV	BUTLER FEB. 18 | 6:00 PM ESPN+	PROVIDENCE FEB. 26 | 8:00 PM TNT	XAVIER MAR. 1 | 12:00 PM ESPN+	

CHI HEALTH CENTER OMAHA

Home Away Neutral

*Exhibition