2025-26 CREIGHTON MEN'S BASKETBALL

MEDIA GUIDE

2025-26 Creighton Bluejays Roster

#0 • Jasen Green
6-8 • 235 • Junior
Forward
Omaha, Neb.

#1 • Austin Swartz
6-4 •205 • Sophomore
Guard
Concord, N.C.

#2 • Blake Harper
6-7 • 220 • Sophomore
Guard
Washington, D.C.

#4 • Josh Dix
6-6 • 205 • Senior
Guard
Council Bluffs, Iowa

#5 • Nik Graves
6-2 • 190 • Senior
Guard
Durham, N.C.

#7 • Fedor Žugić
6-6 • 215 • Junior
Guard
Podgorica, Montenegro

#9 • Ty Davis
6-4 • 190 • Sophomore
Guard
Mountain Brook, Ala.

#10 • Hudson Greer
6-7 • 215 • Freshman
Guard
Lakeway, Texas

#12 • Shane Thomas
6-3 • 195 • Sophomore
Guard
Las Vegas, Nev.

#13 • Liam McChesney
6-10 • 195 • Junior
Forward
Prince Rupert, Canada

#17 • Kerem Konan
6-9 • 235 • Sophomore
Forward
Denizli, Türkiye

#23 • Jackson McAndrew
6-10 • 225 • Sophomore
Forward
Wayzata, Minn.

#27 • Aleksa Dimitrijević
7-0 • 220 • Freshman
Center
Belgrade, Serbia

#32 • Owen Freeman
6-10 • 240 • Junior
Forward
Moline, Ill.

#41 • Isaac Traudt
6-10 • 235 • Junior
Forward
Grand Island, Neb.

#53 Josh Townley-Thomas
6-10 • 225 • Junior
Forward
Omaha, Neb.

Greg McDermott
Head Coach

Alan Huss
Associate Head Coach

Derek Kellogg
Assistant Coach

Trey Zeigler
Assistant Coach

Mike Nesbitt
Assistant Coach

Mitch Ballock
Assistant Coach



Fans stormed the court after Creighton defeated No. 1 Kansas, 76-63, on Dec. 4, 2024.

Table of Contents

General Information

Table of Contents	1
CHI Health Center Omaha	2
The McDermott Center	3
2025-26 Outlook	4
2025-26 Roster and Quick Facts	5
Media Information	6-7

Basketball Staff

Greg McDermott	8-10
Alan Huss	11
Derek Kellogg	12
Trey Zeigler	13
Mitch Ballock	14
Mike Nesbitt	15
Steve Merfeld	16
Jeff Vanderloo	17
Len Gordy	18
Support Staff	19
Graduate Assistants	20
Athletic Training and Athletic Performance	21
Academic Support	22
2025-26 Schedule	23

The Players

#5 Nik Graves	24-25
#4 Josh Dix	26-27
#32 Owen Freeman	28-29
#0 Jasen Green	30-31
#13 Liam McChesney	32
#53 Josh Townley-Thomas	33
#41 Isaac Traudt	34-35
#7 Fedor Žugić	36-37
#9 Ty Davis	38
#2 Blake Harper	39
#23 Jackson McAndrew	40
#1 Austin Swartz	41
#12 Shane Thomas	42
#27 Aleksa Dimitrijević / #10 Hudson Greer	43
#17 Kerem Konan	44
Career Game-By-Game Stats	45-53
Career Stats vs. 2025-26 Opponents	54-55

2025-26 Information

2025-26 Opponents	56-62
All-Time Series History	63
Greg McDermott vs. 2025-26 Opponents	64-65
Series History vs. 2025-26 Opponents	66-69
2026 BIG EAST Tournament	70

2024-25 Season Review

2024-25 Season Recap	71-72
2024-25 Statistics	73
2024-25 Game-By-Game Leaders	74
2024-25 Miscellaneous Statistics	75
2024-25 Season Highs and Lows	76
2024-25 Plus/Minus and Situational Records	77
2024-25 Game-By-Game Comparisons	78
2024-25 BIG EAST Summary	79
2024-25 BIG EAST Statistical Leaders	80-81
2024-25 Game-By-Game Box Scores	82-89
2024-25 Honors	89

The Record Book

Team Records and Last Time It Happened	90
Single-Game Records	91
Season Records	92
Career Records	93
1,000-Point Scorers	94-99
All-Time Roster	100-102
Annual Leaders	103-105
Yearly Statistics	106-107
All-Time Coaches	107
Doug McDermott's Historical Career	108
All-Americans	109
Retired Jerseys	110
Creighton Classics	111
Creighton Basketball Glossary	112-115
Draft Pick History	116
Bluejays In The NBA	117
CHI Health Center Omaha Season/Career Records	118-119
CHI Health Center Omaha Game Records	120-122

Postseason and Team History

NCAA Tournament History	123, 126
NCAA Tournament Statistics	124-125
NCAA Tournament Teams	127-149
NIT, CBI, CIT and NCIT History	150
NIT Teams	151-159
CBI Team	160-161
CIT Team	162
NCIT Teams	163
All-Time Scores	164-173
Creighton in the AP Poll	174-175
Creighton Against Ranked Teams	176
Overtime History	177
100-Point Games	178
Athletic Director and President	179
BIG EAST Conference	180

Publication Credits

The 2025-26 men's basketball media guide is a production of the award-winning Creighton Athletic Communications Office.

Design, writing and editing by Assistant AD/Athletic Communications Rob Anderson, with assistance from Sophia Coleman and Dawson Freudenburg. Cover designs by Justin Kreutzian.

Editorial assistance provided by Patrick Davis, Glen Sisk, Sophia Coleman, Dawson Freudenburg, Abbie Gallant and the Creighton Basketball staff.

On the front cover (clockwise from top left): Jasen Green, Josh Dix, Isaac Traudt, Ty Davis, Nik Graves, Jackson McAndrew, Fedor Žugić.

On the front cover (clockwise from top left): Josh Townley-Thomas, Owen Freeman, Liam McChesney, Blake Harper, Austin Swartz, Shane Thomas.

Photography provided by Rob Anderson, *Associated Press*, Atlanta Tip-Off Club, Jordan Bank, Nick Barajas, Porter Binks, Zach Bolinger, Christian Bracher, Steven Branscombe, Scott Bruhn, David Butler II, Charlotte Bobcats, Christian Bracher, Chicago Bulls, Creighton Archives, Creighton Media Services, Sara Davis, Joel Deman, Doug DeVoe, Annie Ellerbeck, Jim Fackler, John Fetcho, FIBA, Gregory Fisher, Eric Francis, Doug French, Joey Gardner, Getty Images, Andrew Grieve, Catherine Grosdidier, Brenton Ho, Kent Horner/NBAE/Getty Images, Jeff Huehn, Mac Johnson, Justin Kreutzian, Mark Kuhlmann, Sullivan Lawrence, Mitchell Layton, Mitchell Leff, Los Angeles Athletic Club, Vinnie Lucia, Abby Mills, Brad Mills, Joe Murphy/NBAE via Getty Images, Naismith Memorial Basketball Hall of Fame, NBA Photos, NCAA Photos, New Orleans Pelicans, Jimmy Rash, Xavier Rincon, Bonnie Ryan, Corey Solotorovsky, Mike Spomer, *Sports Illustrated*, *USA Today*/Imagn, Diego Vasconcelos, Dave Weaver, Brad Williams, Joe Willman and Steve Woltmann.

Printing by Creighton University Print Center.

CHI Health Center Omaha

Built for $291 million and finished in the fall of 2003, CHI Health Center Omaha is a key element in the continued renovation and development of Omaha's riverfront.

Formerly known as Qwest Center Omaha (2003-11) and CenturyLink Center Omaha (2011-18), the facility is located on a 421-acre site of the former Union Pacific Railroad yards, just a few blocks from Creighton's campus, the historic Old Market and three miles from Eppley Airfield.

In 2018, CHI Health agreed to pay $23.6 million over 20 years for the naming rights to the arena.

Among the amenities at CHI Health Center Omaha are seven locker rooms, five dressing rooms and a media interview room. The Creighton locker room contains secure, wood-paneled lockers and is located just a short walk off the court.

A lighting upgrade project was completed in the summer of 2023. Two years later in 2025, a new $6.5 million scoreboard was installed to give fans more statistics to complement its high-definition video.

Twelve permanent concession stands and 20 free-standing kiosks help feed and quench thirst for crowds of up to 17,352 for basketball and 18,300 for concerts.

CHI Health Center Omaha provides more than 194,000 square feet of exhibition space, and the exhibit hall can hold dinners for up to 15,000 people at once.

Funding for CHI Health Center Omaha came from private donations, taxes and projected revenue from the facility.

The facility has hosted some of America's top sporting events, including the NCAA Men's Basketball Championships (2008, 2012, 2015, 2018 and 2024), NCAA Volleyball Championships (2006, 2008, 2015, 2020 and 2022), U.S. Olympic Team Trials for Swimming (2008, 2012, 2016 and 2021), NCAA Wrestling Finals (2010), the U.S. Figure Skating Championships (2013) as well as four title fights for boxing champion Terence Crawford.

The facility has also hosted concerts by artists such as *The Eagles*, *Justin Timberlake*, *Lady Gaga*, *Katy Perry*, *Taylor Swift*, *ZZ Top*, *Prince*, *Bruce Springsteen*, *Dave Matthews Band*, *Billy Joel*, *The Rolling Stones*, *Paul McCartney*, *Aerosmith*, *Luke Bryan*, *Travis Scott*, *Britney Spears*, *Justin Bieber*, *Alan Jackson*, *U2*, *KISS*, *Jimmy Buffett* and *Garth Brooks*.

More than 1,700 new seats were added to the upper deck on the north side of the building during the summer of 2006, moving capacity to 17,352 for basketball.

Located one block northwest of CHI Health Center Omaha is Charles Schwab Field Omaha, which opened in 2011 as the home of Creighton baseball and the NCAA Men's College World Series.

Creighton is 307-64 (.827) all-time inside CHI Health Center Omaha.

CHI Health Center Omaha Facts

Cost	$291 million
Seating Capacity	18,300 (Concerts), 17,352 (Basketball)
Architect	DLR Group
Square Footage	1,100,000 square feet
Arena Height	90 feet
Adjoining Hotel	Hilton Omaha (600 rooms)
Construction Timeline	March 2001-September 2003
Luxury Suites	32
Parking	4,978 parking spaces on the premises
First Private Event	Grand Funk Railroad (Concert)
First Public Event	River City Roundup (Rodeo)
First Basketball Game	Minnesota vs. Atlanta (NBA Exhibition)
First Regular-Season CU Game	Creighton 79, San Diego 44

The McDermott Center

The Kyle Korver Courts features two full courts, 12 hoops and four scoreboards.

Creighton opened The Championship Center in the summer of 2014, a facility that benefits all student-athletes. The building was renamed The McDermott Center in June of 2024 in honor of head coach Greg McDermott and his family.

Located adjacent to D.J. Sokol Arena and the Wayne and Eileen Ryan Athletic Center, The McDermott Center is highlighted by the Athletic Performance Center, Wayne and Eileen Ryan Athletic Training Center, the Parker Family Academic Resource Center and the Kyle Korver Courts inside D.J. Sokol Gymnasium, among many other features.

"I wish we could take it back to Denver. I was talking to the coaching staff here, Coach McDermott and his staff, obviously their hospitality and allowing us to be here. We're thrilled. One of the coaches said, 'Is there anything we can get you guys?' I looked around this gym. But this is state of the art, beautiful. Very, very excited to be here in Omaha. ... This is a nice, nice place and this allows us to have a great training camp because everything here is just perfect and what we're looking for. With 20 guys you need two courts. So it's perfect, really like it a lot."

Former head coach Michael Malone on The McDermott Center after the Denver Nuggets used it for Training Camp in Omaha - September 27, 2016

The film room inside The McDermott Center.

The McDermott Center opened in June of 2014 as one of the finest facilities in the nation.



Inside the Doug McDermott Players Lounge.

Creighton will have a new look in 2025-26, but the expectations have not changed following the graduation of **Ryan Kalkbrenner**, **Steven Ashworth** and **Jamiya Neal** from last year's team that finished 25-11 and reached the Second Round of the NCAA Tournament.

A two-time All-American, Kalkbrenner was named Kareem Abdul-Jabbar Center of the Year, National Defensive Player of the Year and made history when he joined Patrick Ewing as the second player ever to be a four-time BIG EAST Defensive Player of the Year.

Ashworth paced CU in three-point shooting, free-throw shooting and assists while Neal's lone year in the White & Blue saw him carry the Jays to an NCAA Tournament victory over No. 10 Louisville.

The good news for Creighton is that starting forwards **Jackson McAndrew** and **Jasen Green** both return.

McAndrew earned BIG EAST All-Freshman Team recognition and set a CU record for three-pointers made by a freshman with 69. Green started 25-of-36 appearances, averaging 4.9 points and 3.2 rebounds as the ultimate glue guy.

Forward **Isaac Traudt** played in all 36 games and made 38.4 percent of his three-point shots, while guard **Fedor Žugić** saw his role grow steadily after becoming eligible in mid-December and connected at a 40 percent clip from deep.

Jackson McAndrew

Jasen Green

Also back are guards **Ty Davis** and **Shane Thomas** as well as forward **Josh Townley-Thomas**, a trio that will be counted on to play a bigger role after each man served a valuable year as an understudy.

The Bluejays expect to have more depth than in recent years thanks to the addition of six players out of the transfer portal and three others new to the college game.

Howard transfer **Blake Harper** was named Mid-Eastern Athletic Conference Player of the Year after a standout debut season with the Bison. He also picked up Freshman of the Year accolades after winning Rookie of the Week honors all 18 weeks of the season. Harper scored 30 points or more five times and averaged 19.5 points, 6.2 rebounds and 3.4 assists.

Nik Graves averaged 17.5 points per game and dished 90 assists last year at Charlotte. His 63 career starts lead all active Bluejays.

A pair of Iowa transfers, senior guard **Josh Dix** and junior forward **Owen Freeman**, arrive with lofty expectations after thriving in the Big Ten. Dix is a career 41.9 percent three-point shooter from deep, with an assist/turnover ratio of 176/62 (2.84). Freeman contributed 16.7 points and 6.7 rebounds per game before missing the final 14 games of last season and is still working his way back from a different off-season injury.

Austin Swartz transferred in from Miami (Fla.), where he averaged 5.9 points per game as a freshman, and **Liam McChesney** arrives as a rare seventh-year junior after being sidelined the past two seasons while at High Point. He started 27 games at Illinois State from 2021-23.

The Bluejays seek a boost from guard **Hudson Greer** as well as foreign big men **Aleksa Dimitrijević** and **Kerem Konan**, all of whom are new to college.

Greer was a top 50 recruit out of prep school powerhouse Montverde Academy, the alma mater of former Bluejay **Ryan Nembhard**, and will look to make a similar impact as the 2021-22 BIG EAST Freshman of the Year.

Dimitrijević (Serbia) and Konan (Türkiye) both signed late but have shown flashes of potential, should Freeman miss more time than expected.

Fedor Žugić

Creighton Quick Facts

General Information

Location ..... Omaha, Neb.
Nickname ..... Bluejays
Founded 1878
Enrollment 8,914
President Rev. Daniel S. Hendrickson, S.J., Ph.D.
Director of Athletics ..... Marcus Blossom
Colors ..... Blue and White
Affiliation ..... NCAA Division I
Conference ..... BIG EAST

Bluejay Basketball Information

Head Coach ..... Greg McDermott
Alma Mater ..... Northern Iowa, 1988
Record at Creighton 350-171 (15)
Career Record 630-366 (31)
Associate Head Coach / Head Coach in Waiting ..... Alan Huss (Creighton, 2002)
Assistant Coaches
..... Derek Kellogg (Massachusetts, 1995)
..... Trey Zeigler (TCU, 2015)
..... Mike Nesbitt (Missouri S&T, 2015)
..... Mitch Ballock (Creighton, 2021)
Asst. to the Head Coach ..... Steve Merfeld
Dir. of Basketball Operations .. Jeff Vanderloo
Administrative Specialist ..... John McKew
Diversity and Inclusion Officer ..... Len Gordy
Graduate Assistants. Julien Berry, Justin Carter ..... Malik Garner, Geoffrey Groselle
Administrative Assistant ..... Patty Galas
Office Phone 402-280-1795
Home Court ..... CHI Health Center Omaha
Capacity 17,352
2024-25 Overall Record 25-11
2024-25 BIG EAST Record (Place) .. 15-5 (2nd)
Lettermen Returning / Lost ..... 7 / 7
Starters Returning / Lost ..... 2 / 3
NCAA Tournament Appearances 26
1941, 1962, 1964, 1974, 1975, 1978, 1981, 1989, 1991, 1999, 2000, 2001, 2002, 2003, 2005, 2007, 2012, 2013, 2014, 2017, 2018, 2021, 2022, 2023, 2024, 2025

Creighton Athletic Communications

Asst. AD/Communications (MBB) .. Rob Anderson
Office Phone 402-280-5544
Cell Phone 402-660-5854
Anderson's e-mail ..... randerson@creighton.edu
Associate Director of Ath. Comm. .... Glen Sisk
Office Phone 402-280-2433
Assistant Director of Ath. Comm. .. Patrick Davis
Office Phone 402-280-5801
Website ..... GoCreighton.com
Twitter ..... @GoCreighton
MBB Twitter ..... @BluejayMBB
Instagram ..... @GoCreighton
MBB Instagram ..... @BluejayMBB
Facebook ..... FB.com/GoCreighton
MBB Facebook ..... FB.com/BluejayMBB
Mailing Address
Creighton University Sports Information
2500 California Plaza
Omaha, NE 68178

2025-26 Creighton Basketball Numerical Roster

No.	Name	Yr.	Pos.	Ht.	Wt.	Hometown (High School / Last School)
0	Jasen Green	Jr.	F	6-8	235	Omaha, Neb. (Millard North HS)
1	Austin Swartz	So.	G	6-4	205	Concord, N.C. (Cannon School / Miami [Fla.])
2	Blake Harper	So.	G	6-7	220	Washington, D.C. (Gonzaga College / Howard)
4	Josh Dix	Sr.	G	6-6	205	Council Bluffs, Iowa (Abraham Lincoln HS / Iowa)
5	Nik Graves	Sr.	G	6-2	190	Durham, N.C. (Greensboro Day School / Charlotte)
7	Fedor Žugić	Jr.	G	6-6	215	Podgorica, Montenegro (Gymnasium Slobodan Škerovic)
9	Ty Davis	So.	G	6-4	190	Mountain Brook, Ala. (Mountain Brook HS)
10	Hudson Greer	Fr.	G	6-7	215	Lakeway, Texas (Montverde Academy [Fla.])
12	Shane Thomas	So.	G	6-3	195	Las Vegas, Nev. (Red Rock Academy)
13	Liam McChesney	Jr.	F	6-10	195	Prince Rupert, Canada (Charles Hays Secondary School / High Point)
17	Kerem Konan	So.	F	6-9	235	Denizli, Türkiye (Doga College)
23	Jackson McAndrew	So.	F	6-10	225	Wayzata, Minn. (Wayzata HS)
27	Aleksa Dimitrijević	Fr.	C	7-0	220	Belgrade, Serbia (Dositej)
32	Owen Freeman	Jr.	F	6-10	240	Moline, Ill. (Moline HS / Iowa)
41	Isaac Traudt	Jr.	F	6-10	235	Grand Island, Neb. (Grand Island Senior HS / Virginia)
53	Josh Townley-Thomas	Jr.	F	6-10	225	Omaha, Neb. (Creighton Prep / North Platte CC)

Head Coach: Greg McDermott (Northern Iowa, 1988)
Entering 16th season at Creighton: 350-171 (.672)
Entering 32nd season as a head coach: 630-366 (.633)
Associate Head Coach / Head Coach in Waiting: Alan Huss
Assistant Coaches: Mitch Ballock, Derek Kellogg, Mike Nesbitt, Trey Zeigler
Assistant to the Head Coach: Steve Merfeld
Director of Basketball Operations: Jeff Vanderloo
Administrative Specialist: John McKew
Diversity and Inclusion Officer: Len Gordy
Graduate Assistants: Julien Berry, Justin Carter, Malik Garner, Geoffrey Groselle
Athletic Trainer: Ben McNair
Athletic Performance: Jeremy Anderson

Class Breakdown

Seniors (2)
Josh Dix, Nik Graves

Juniors (6)
Owen Freeman, Jasen Green, Liam McChesney, Josh Townley-Thomas, Isaac Traudt, Fedor Žugić

Sophomores (5)
Ty Davis, Blake Harper, Kerem Konan, Jackson McAndrew, Austin Swartz, Shane Thomas

Freshmen (2)
Aleksa Dimitrijević, Hudson Greer

Alphabetical Roster

#9..... Ty Davis
#27 ... Aleksa Dimitrijević
#4..... Josh Dix
#32 ... Owen Freeman
#5..... Nik Graves
#0..... Jasen Green
#10 ... Hudson Greer
#2..... Blake Harper
#17 ... Kerem Konan
#23 ... Jackson McAndrew
#13 ... Liam McChesney
#1..... Austin Swartz
#12 ... Shane Thomas
#53 ... Josh Townley-Thomas
#41 ... Isaac Traudt
#7..... Fedor Žugić

Pronunciation Guide

Mitch Ballock..... Bal (like ballet) - LOCK
Aleksa Dimitrijević ... a-LEX-a • Dee-me-TREE-ay-vitch
Kerem Konan..... CARE-imm • Co-NON
Liam McChesney ..... LEE-imm
Isaac Traudt..... TROUT
Trey Zeigler ..... ZIG-lur
Fedor Žugić ..... FED-door • ZOOG-gitch

Media Information

The award-winning Creighton Athletic Communications Office is always interested in assisting the local and national media with its coverage of the Bluejays. Listed on this page are guidelines and services that the Athletic Communications Office provides to aid you as you do your job.

Please feel free to contact Assistant AD for Athletic Communications Rob Anderson, Associate Athletic Communications Director Glen Sisk or Assistant Athletic Communications Patrick Davis for help.

Credentials

Members of the media requesting credentials to a Creighton home men's basketball game must ask for those at least 48 hours in advance.

Press seating will be limited to working media/ scouts only and cannot be guaranteed.

Interviews

Phone and interviews on non-gamedays with Greg McDermott or student-athletes should be requested through Rob Anderson. Please notify Anderson several days in advance to allow time to make arrangements.

Gameday player interviews prior to games are not permitted. Creighton's locker room is closed following all regular-season games.

Photo / Video Policy

Only accredited photographers/videographers on assignment will even be considered to be approved for credentials. No flashes or strobes are permitted without advance notice. Baseline photo boxes will be assigned at CU home games.

WiFi Information

Media and fans can log onto the wireless internet network called **#CHIHealthCenterOmaha**.

A quick registration is required.

Creighton Athletic Communications Office

Rob Anderson
402-280-5544



Glen Sisk
402-280-2433

Patrick Davis
402-280-5801

On the Web / Social Media

For all the latest information on Creighton men's basketball, or any of the other varsity sports, check out Creighton's official athletics website:

GoCreighton.com

The men's basketball pages include current and archived rosters, statistics and results, coach and player bios, team notes, game recaps, live statistics and photo galleries.

Additional information/content can be found on:

Instagram - @BluejayMBB
Twitter/X - @BluejayMBB
Facebook - @BluejayMBB
TikTok - @BluejayMBB
YouTube - @GoCreighton

CHI Health Center Omaha Directions and Info

Omaha, Nebraska is located just west of the convergence of Interstates 29 and 80 on the west bank of the Missouri River.

From I-80 West (Des Moines) and I-29 North (Kansas City)

I-29 North and I-80 West will merge in Council Bluffs, Iowa. Travel on I-80 West and take exit 1A and follow I-29 North. Exit off of I-29 onto I-480 West to Omaha. Just across the Missouri River Bridge, exit off of I-480 at Exit 4 – Dodge Street. Follow Dodge Street to 10th Street and turn right on 10th Street. CHI Health Center Omaha is on your right.

From I-80 East (Lincoln)

From I-80/I-480/Hwy. 75 interchange, follow the signs to I-480/Hwy. 75 North - Downtown. Exit off of I-480 at Exit 3A – 14th Street. Travel south on 14th Street one half block to Capitol Avenue. Turn left onto Capitol Avenue and travel East on Capitol Avenue to 10th Street. Turn left on 10th Street and travel north on 10th Street. CHI Health Center Omaha is on your right.

From I-29 South (Sioux City)

Traveling south on I-29, exit off of I-29 at Exit 53B to I-480 West. Exit off of I-480 at Exit 4 – Dodge Street. Follow Dodge Street to 10th Street and turn right on 10th Street. CHI Health Center Omaha is on your right.

From Eppley Airfield (3.3 miles away)

Turn left out of the airport terminal drive onto Abbott Drive heading south. Travel south on Abbott to 10th Street. Turn left on 10th Street. CHI Health Center Omaha surface lots are located on both sides of 10th Street.

From Council Bluffs (West Broadway)

Travel west on West Broadway, which becomes I-480 as it crosses the Missouri River Bridge. Exit off of I-480 at Exit 4 – Dodge Street and turn right on 10th Street. CHI Health Center Omaha is on your right.

From I-680 (Eastbound or Westbound)

Exit 30th Street. Travel south on 30th Street for 2.9 miles. Just past Fort Street, veer left towards the North Freeway. There you have two options:

Option 1

Veer right, following the signs onto Hwy. 75 (to I-480). Veer left at the I-480 split, following I-480 East. Exit I-480 at exit 3A – 14th Street. Travel south on 14th St. one half block to Capitol Avenue. Turn left onto Capitol and travel east on Capitol Avenue to 10th Street. Turn left on 10th Street and travel North on 10th Street. CHI Health Center Omaha is on your right.

Option 2

Turn left onto Storz Expressway towards Eppley Airfield. The Storz Expressway becomes Abbott Drive. Travel south on Abbott Drive to 10th Street. Turn left onto 10th Street.

Bluejay Basketball On The Radio

Creighton has had all its games air on 1620 The Zone (KOZN) since the 2013-14 season. This year will feature all games also airing on 101.9 FM The Keg (KOOO) for the fourth straight season.

The radio calls of the games also air on-line at **www.1620thezone.com**.

John Bishop

John Bishop is in his 13th year handling the play-by-play and works alongside a variety of color analysts.

Bluejay Basketball On Television

Every Creighton game will be broadcast in 2025-26 on ESPN+, FOX, FS1, Peacock, truTV or TNT. Entering the 2025-26 season, 295 of Creighton's last 305 games have been televised.

Below is where many of these outlets can be viewed in Omaha.

Network	Cox Omaha	DIRECTV	DISH Network
ESPN+	WatchESPN.com	WatchESPN.com	WatchESPN.com
FOX	1010	42	42
FS1	1078	219	150
Peacock	PeacockTV.com	PeacockTV.com	PeacockTV.com
TNT	1036	245	138
truTV	1203	246	242

Bluejay Basketball Media Directory

Local Newspapers

Omaha World-Herald
2301 N. 117th Ave., Suite 201
Omaha, NE 68164
Phone: 402-444-1000
Beat Writer: Jon Walker

Creightonian
2500 California Plaza
Omaha, NE 68178
Phone: 402-280-4058
Sports Editor: Ally Seevers

Wire Service

Associated Press (Omaha)
1700 Farnam St.
Omaha, NE 68102
Phone: 402-932-4733
Sports Writer: Eric Olson

Local Radio

KOZN (FOX Sports Radio, 1620 AM)
5011 Capitol Ave.
Omaha, NE 68132
Phone: 402-342-2000
Operations Manager: Steve King

KOIL (1290 AM) & KZOT (1180 AM)
5011 Capitol Ave.
Omaha, NE 68132
Phone: 402-342-2000
Operations Manager: Steve King

KXSP (AM 590 ESPN Radio)
5030 N. 72nd St.
Omaha, NE 68135
Phone: 402-573-0590

Local Television

KETV (ABC, Channel 7)
1001 S. 10th St.
Omaha, NE 68108
Phone: 402-978-8957
Sports Director: Andy Kendeigh

KMTV (CBS, Channel 3)
10714 Mockingbird Dr.
Omaha, NE 68127
Phone: 402-593-2706
Sports Director: Adam Krueger

Nebraska Public Media
PO Box 83111
Lincoln, NE 68111
Phone: 402-472-9333
Director of Television Production: Gavin Felix

WOWT (NBC, Channel 6)
3501 Farnam St.
Omaha, NE 68131
Phone: 402-233-7940
Sports Director: Clayton Collier

Online

Hurrdat Sports
HurrdatSports.com
Creighton Reporter: Jacob Padilla

White & Blue Review
WhiteAndBlueReview.com
Beat Writer: Matt DeMarinis

Greg McDermott

Head Coach - 16th Season at Creighton

Greg McDermott begins his 16th year at Creighton after leading the Jays to new heights the last few years.

The dean of BIG EAST coaches has seen the Bluejays appear in the Sweet 16 three times and the Elite Eight once in the last five years, while leading CU to nine straight top-four finishes in BIG EAST play.

Named the 16th head coach in Creighton men's basketball history on April 27, 2010, McDermott boasts a 350-171 record in his first 15 seasons, while returning the program to the national rankings with an up-tempo style of play that has seen fans turn out in record numbers.

Thirty-five of 37 seniors to complete their eligibility the past 12 years have earned their undergraduate degree, with 26 going on to play professionally and four others to graduate school.

Last season, CU tied a school-record with 15 league wins, while also returning to the BIG EAST Tournament title game. Ryan Kalkbrenner joined Patrick Ewing as the league's second four-time Defensive Player of the Year, in addition to being named National Defensive Player of the Year and Kareem Abdul-Jabbar Center of the Year. He was a second-round pick of the Charlotte Hornets.

Last year's team defeated No. 1 Kansas in December, won at two-time defending national champ UConn and eliminated No. 10 Louisville in the First Round of the NCAA Tournament.

In 2023-24, Creighton tied for second in the BIG EAST, matched its best NCAA Tournament seed in program history (No. 3), and returned to the Sweet 16. Baylor Scheierman earned All-America honors and went on to be a First Round pick by the NBA champion Boston Celtics. In the offseason, the contributions to Creighton by McDermott and his family saw The Championship Center renamed to The McDermott Center.

In 2022-23, McDermott led a Bluejay team to its first preseason top-10 ranking, then helped the club move as high as seventh in the AP poll after reaching the finals of the Maui Invitational. CU would go on to make the Elite Eight before falling by one point in the final seconds.

After losing all five starters from its 2020-21 squad, Creighton brought in a top-10 recruiting class in 2021-22. The end result was a 23-12 final record, Kalkbrenner being named BIG EAST Defensive Player of the Year and Ryan Nembhard, Arthur Kaluma and Trey Alexander all earning a spot on the league's All-Freshman Team.

CU's 2020-21 team earned a runner-up finish in the BIG EAST regular-season and tournament. The Bluejays received a No. 5 seed in the NCAA Tournament, where they opened with a 63-62 win over UCSB before beating Ohio to reach the program's first Sweet 16 since 1974. Marcus Zegarowski was named an Honorable Mention All-American and drafted by the NBA's Brooklyn Nets.

McDermott picked up five different Coach of the Year honors in 2019-20 after guiding a Creighton team that was picked to finish seventh in the preseason BIG EAST poll to a No. 7 national ranking in the year-end AP poll. Creighton won a school-record six games vs. top-25 foes, including three top-10 triumphs, and also attracted a record 311,651 fans to CHI Health Center Omaha. McDermott won his 500th career game during the year, a Jan. 11 victory at Xavier.

The Bluejays were the top seed for the BIG EAST Tournament before the COVID-19 pandemic ended the season prematurely.

In 2018-19, McDermott guided CU to wins over No. 10 Marquette and No. 16 Clemson, the Cayman Islands Classic title and a third straight third-place BIG EAST finish. Zegarowski was named to the All-Freshman Team and Martin Krampelj developed into one of the top post players in the BIG EAST after overcoming his third ACL injury. CU reached the NIT quarterfinals after being picked to finish ninth in the BIG EAST.

McDermott helped Creighton's 2017-18 team return to the NCAA Tournament after wins over No. 3 Villanova, No. 19 Seton Hall, No. 20 Northwestern and No. 23 UCLA. CU ranked fifth nationally with 17,000 fans per home game, and handed eventual national champ Villanova its final loss of the season on Feb. 24th. Marcus Foster was named First Team All-BIG EAST for the second straight year and Khyri Thomas repeated as BIG EAST Defensive Player of the Year before turning pro and being the 38th pick in the NBA Draft.

McDermott was also honored after the 2017-18 season with the NABC's Coaches vs. Cancer Champions Award, a testament to his work in the community and with the program's annual Pink Out game.

Creighton's 2016-17 team went 25-10, spending 16 consecutive weeks in the top-25, including a program-record No. 7 mark on January 16th. CU won the Paradise Jam and scored a school-record 2,864 points while posting four victories against top-25 competition. The Bluejays started the season 18-1 for the program's best 19 game start ever, and its 13 victories to start the campaign was its best since 1942-43. CU also finished fifth nationally in home attendance.

That team was aided by the successful integration of the top scoring newcomer in program history, Foster (18.2 ppg.), as well as 7-foot center Justin Patton, who declared for the NBA Draft after his redshirt freshman season and went 16th overall.

Creighton's 2015-16 team finished 20-15, winning a pair of postseason games to reach the quarterfinals of the NIT. The Bluejays won the Men Who Speak Up Main Event in Las Vegas, beat rival Nebraska by double-digits for a fifth straight season, and picked up victories over No. 5 Xavier and No. 18 Butler.

In 2013-14, McDermott's club led the nation in three-point percentage, three-pointers made and assist/turnover ratio, while also ranking second in three-pointers per game and assists per game. His son, Doug, swept all 14 National Player of the Year awards, led the nation in scoring (26.7 ppg.), became the fifth-leading scorer in Division I history (3,150 career points) and went on to become the 11th overall pick in the 2014 NBA Draft.

Making a huge leap from the Missouri Valley Conference to the mighty BIG EAST in 2013-14, Creighton finished second in its new conference in both the regular-season and league tournament. In the process, CU owned a pair of lopsided wins over top-10 Villanova, including a 96-68 road win that saw the Bluejays drain a three-pointer on each of their first nine possessions.

His 2012-13 team swept the MVC regular-season and tournament titles, defeating rival Wichita State in both deciding contests, and finished 28-8. The Bluejays won an NCAA Tournament game in consecutive seasons for the first time, before falling to Duke in the third round.

During the 2012-13 campaign Doug McDermott repeated as MVC Player of the Year and once again was named First Team All-American. He led the nation in field goals made and points scored, while also setting then-CU records for points in a season and career. Additionally, Grant Gibbs and Gregory Echenique were named Honorable Mention All-MVC, with Echenique earning a spot on the All-Defensive Team for a third straight year. Ethan Wragge was named MVC Sixth Man of the Year.

Creighton tied a school record in 2011-12 with 29 wins and reached the third round of the NCAA Tournament, while establishing a then-record with 2,772 points. The program spent 16 weeks ranked in the Top 25, and earned its inaugural First Team AP All-American in history when McDermott's son was honored following a record-setting season. Doug was the first sophomore in league history named MVC Player of the Year, setting a school record with 801 points, while also leading the nation with 307 field goals.

Creighton closed the year ranked No. 19 in the AP poll, ranking sixth nationally in average home attendance (16,665).

McDermott's first year in Omaha was a success. He led Creighton to a 23-16 record as the Jays won a school-record four postseason games, advancing to the CBI finals.

The Greg McDermott File

Personal

- **Wife -** Theresa
- **Children -** Nick, Doug and Sydney
- **Hometown -** Cascade, Iowa

Collegiate Coaching Experience

- **Creighton -** Head Coach, 2010-Present
- **Iowa State -** Head Coach, 2006-10
- **Northern Iowa -** Head Coach, 2001-06
- **North Dakota State -** Head Coach, 2000-01
- **Wayne State (Neb.) -** Head Coach, 1994-2000
- **North Dakota -** Assistant Coach, 1989-94

Collegiate Coaching Honors

Creighton University

- 2012-13 CollegeInsider.com MVC Coach of the Year
- 2012-13 NABC District 16 Coach of the Year
- 2017-18 NABC Coaches vs. Cancer Champions Award
- 2019-20 *Basketball Times* Midlands District Coach of the Year
- 2019-20 BIG EAST Coach of the Year
- 2019-20 NABC District 5 Coach of the Year
- 2019-20 Omaha Sports Commission Coach of the Year
- 2019-20 USBWA District VI Coach of the Year

University of Northern Iowa

- 2015 Intercollegiate Athletics Hall of Fame Inductee

Wayne State (Neb.) College

- Coach of 1998-99 team, Wayne State Hall of Fame
- Coach of 1999-00 team, Wayne State Hall of Fame
- 1999-2000 NSIC Coach of the Year
- 2006 inductee into Wayne State Hall of Fame

University of North Dakota

- Assistant Coach of 1989-90 team, North Dakota Hall of Fame

Professional Playing Experience

- **Switzerland -** 1988-89

Collegiate Playing Experience

- **Northern Iowa -** 1984-88, Center

College Education

- **University of Northern Iowa -** B.A., 1988
- **United States Sports Academy** - M.S.S., 1994

Doug McDermott swept MVC Freshman and Newcomer of the Year awards while becoming the first freshman since 1952 to be named First Team All-MVC. Point guard Antoine Young was named Second Team All-Valley and also earned a spot on the MVC's Most-Improved Team. Echenique was named to the MVC All-Newcomer and All-Defensive Teams, while McDermott and Jahenns Manigat landed All-Freshman Team spots.

A native of Cascade, Iowa, Greg McDermott owns a 499-302 record in 24 seasons on the Division I sidelines. He has a 630-366 career mark in 31 seasons as a head coach, which includes 15 trips to the NCAA Tournament.

Before coming to Creighton, McDermott won 59 games in four seasons as head coach at Iowa State. He coached five players who earned all-conference recognition, including Craig Brackins, who in 2009 was the first Cyclone since 2001 to earn All-Big 12 First Team honors. He also coached Mike Taylor, who was a second-round pick in the 2008 NBA Draft and played for the Los Angeles Clippers in 2008-09.

McDermott's meteoric rise in the head coaching ranks occurred in his five seasons as the head coach at his alma mater, Northern Iowa. Taking over a program that had not posted a winning season since 1997, McDermott's recipe for success launched the UNI program into the national spotlight. In his third season with the Panthers, McDermott led UNI to the 2004 Missouri Valley Conference Tournament title and its second NCAA Tournament appearance in school history while recording a 21-10 mark.

He backed up UNI's 2004 season with yet another NCAA Tournament bid in 2005, this time earning the Panthers' first at-large berth with a No. 11 seed. The Panthers tallied a 21-11 record and took No. 6 seed Wisconsin to the wire, falling 57-52. The 2006 UNI season was just as successful, as McDermott led the Panthers to their first *Associated Press* Top 25 ranking while tying a then-school record with 23 wins. UNI defeated five NCAA Tournament teams en route to its third consecutive NCAA Tournament appearance with a No. 10 seed. McDermott compiled a 90-63 record at UNI, earning him a spot in the school's Intercollegiate Athletics Hall of Fame in 2015.

The McDermott family, from left: Doug, Theresa, Greg, Sydney and Nick

McDermott has coached 51 players who have earned some sort of postseason league award in his 24 years as a Division I coach, including four players who earned First Team All-MVC honors a combined seven times (Doug McDermott, David Gruber, Ben Jacobson, Grant Stout), one First Team All-Big 12 pick (Craig Brackins), six First Team All BIG EAST picks (Doug McDermott, Marcus Foster, Ty-Shon Alexander, Marcus Zegarowski, Ryan Kalkbrenner and Baylor Scheierman) as well as the BIG EAST Freshmen of the Year in 2017 (Justin Patton) and 2022 (Ryan Nembhard) and BIG EAST Defensive Players of the Year Ryan Kalkbrenner (4x) and Khyri Thomas (2x).

McDermott received his first head coaching job at Wayne State (Neb.) from 1994-2000. He led the Wildcats to four-straight 20-win seasons, one Northern Sun Conference title and a pair of NCAA Division II Tournament appearances, including a Sweet 16 berth in 2000. He won 116 games in his six years with the Wildcats, earning conference coach of the year honors in 2000.

He left Wayne State to take over the coaching duties at Division II North Dakota State for one season (2000-01) before heading to Cedar Falls. The Bison finished 15-11 overall and defeated three top-25 opponents on the road.

McDermott began his coaching career as an assistant at the University of North Dakota from 1989-94. During his tenure, UND made five consecutive NCAA Division II Tournament appearances, were ranked No. 1 in the final 1991 NCAA poll and won two North Central Conference crowns. He was also a part of two North Central Region Championships and compiled a 126-37 record in six years.

An All-State center for Cascade High School in 1983, McDermott entered the IHSAA Hall of Fame in 2015 and the Cascade High School Hall of Fame in 2022 for his playing prowess as a prep.

He accepted UNI head coach Jim Berry's scholarship offer to play for the Panthers. He played three years for Berry and two seasons for the legendary Eldon Miller, recording 1,033 career points to rank 41st on UNI's all-time scoring chart.

As a junior at UNI he ranked 16th nationally in field-goal percentage (58.7 percent) and shot 60.3 percent from the field as a senior. The 6-foot-8 center was named Second Team All-Mid-Continent Conference as a junior and was a team co-captain as a senior. McDermott received his degree from Northern Iowa in 1988.

He played professionally in Switzerland for one season after graduation before beginning his coaching career.

McDermott and his wife, Theresa, have three children: Nick, Doug and Sydney. Doug is an 11-year NBA veteran who played for Sacramento in 2024-25.

Greg McDermott's Year-by-Year Coaching Ledger

SEASON	SCHOOL	RECORD	CONF. RECORD	PLACE	POSTSEASON
1994-95	Wayne State (Neb.)	14-13 (.519)	Independent	N/A	N/A
1995-96	Wayne State (Neb.)	12-15 (.444)	Independent	N/A	N/A
1996-97	Wayne State (Neb.)	21-7 (.750)	Independent	N/A	N/A
1997-98	Wayne State (Neb.)	20-7 (.741)	Independent	N/A	N/A
1998-99	Wayne State (Neb.)	23-5 (.821)	Independent	N/A	NCAA DII First Round
1999-00	Wayne State (Neb.)	26-6 (.813)	15-3 (.833)	T-1st	NCAA DII Sweet 16
Wayne State (6 years)		**116-53 (.686)**	**15-3 (.833)**		
2000-01	North Dakota State	15-11 (.577)	7-11 (.389)	8th	N/A
North Dakota State (1 year)		**15-11 (.577)**	**7-11 (.389)**		
2001-02	Northern Iowa	14-15 (.483)	8-10 (.444)	7th	N/A
2002-03	Northern Iowa	11-17 (.393)	7-11 (.389)	7th	N/A
2003-04	Northern Iowa	21-10 (.677)	12-6 (.667)	T-2nd	NCAA First Round
2004-05	Northern Iowa	21-11 (.656)	11-7 (.611)	T-3rd	NCAA First Round
2005-06	Northern Iowa	23-10 (.697)	11-7 (.611)	T-5th	NCAA First Round
Northern Iowa (5 years)		**90-63 (.588)**	**49-41 (.544)**		
2006-07	Iowa State	15-16 (.484)	6-10 (.375)	T-7th	N/A
2007-08	Iowa State	14-18 (.438)	4-12 (.250)	11th	N/A
2008-09	Iowa State	15-17 (.469)	4-12 (.250)	10th	N/A
2009-10	Iowa State	15-17 (.469)	4-12 (.250)	T-9th	N/A
Iowa State (4 years)		**59-68 (.465)**	**18-46 (.281)**		
2010-11	Creighton	23-16 (.590)	10-8 (.556)	T-4th	CBI Finals (2nd)
2011-12	Creighton	29-6 (.829)	14-4 (.778)	2nd	NCAA 3rd Round
2012-13	Creighton	28-8 (.778)	13-5 (.722)	1st	NCAA 3rd Round
2013-14	Creighton	27-8 (.771)	14-4 (.778)	2nd	NCAA 3rd Round
2014-15	Creighton	14-19 (424)	4-14 (222)	T-9th	N/A
2015-16	Creighton	20-15 (.571)	9-9 (.500)	6th	NIT Quarterfinals
2016-17	Creighton	25-10 (.714)	10-8 (.556)	T-3rd	NCAA 1st Round
2017-18	Creighton	21-12 (.636)	10-8 (.556)	T-3rd	NCAA 1st Round
2018-19	Creighton	20-15 (.571)	9-9 (.500)	T-3rd	NIT Quarterfinals
2019-20	Creighton	24-7 (.774)	13-5 (.722)	T-1st	Postseason Canceled (COVID-19)
2020-21	Creighton	22-9 (.710)	14-6 (.700)	2nd	NCAA Sweet 16
2021-22	Creighton	23-12 (.657)	12-7 (.632)	4th	NCAA 2nd Round
2022-23	Creighton	24-13 (.649)	14-6 (.700)	3rd	NCAA Elite Eight
2023-24	Creighton	25-10 (.714)	14-6 (.700)	T-2nd	NCAA Sweet 16
2024-25	Creighton	25-11 (.694)	15-5 (.750)	2nd	NCAA 2nd Round
Creighton (15 years)		**350-171 (.672)**	**175-104 (.627)**		
Head Coach Totals (31 years)		**630-366 (.633)**	**264-205 (.563)**		

Greg McDermott's Career Record vs. All Opponents

Conference*	WSC	NDSU	UNI	ISU	CU	Total
America East	—	—	—	1-0	—	1-0
Albany	—	—	—	1-0	—	1-0
American Athletic	—	—	7-4	—	12-6	19-10
Memphis	—	—	—	—	1-0	1-0
North Texas	—	—	—	—	2-1	2-1
Tulsa	—	—	—	—	3-1	3-1
UAB	—	—	—	—	2-0	2-0
UTSA	—	—	—	—	1-0	1-0
Wichita State	—	—	7-4	—	3-4	10-8
Atlantic Coast	—	—	0-1	0-2	7-2	7-5
California	—	—	—	0-1	2-0	2-1
Clemson	—	—	—	—	1-0	1-0
Duke	—	—	—	0-1	0-1	0-2
Georgia Tech	—	—	0-1	—	—	0-1
Louisville	—	—	—	—	1-0	1-0
Notre Dame	—	—	—	—	1-0	1-0
North Carolina	—	—	—	—	0-1	0-1
North Carolina State	—	—	—	—	2-0	2-0
Atlantic Sun	—	—	—	1-0	3-0	4-0
Central Arkansas	—	—	—	—	1-0	1-0
North Florida	—	—	—	—	1-0	1-0
USC Upstate	—	—	—	1-0	1-0	2-0
Atlantic 10	—	—	3-0	1-0	6-4	10-4
Davidson	—	—	—	—	1-0	1-0
Dayton	—	—	1-0	—	—	1-0
George Washington	—	—	—	—	0-1	0-1
Loyola Chicago	—	—	2-0	—	2-1	4-1
Rhode Island	—	—	—	—	0-1	0-1
Saint Joseph's	—	—	—	—	3-1	3-1
Saint Louis	—	—	—	1-0	—	1-0
BIG EAST	—	—	2-12	—	150-98	152-110
Butler	—	—	0-2	—	16-9	16-11
Connecticut	—	—	—	—	9-3	9-3
Creighton	—	—	2-9	—	—	2-9
DePaul	—	—	—	—	26-1	26-1
Georgetown	—	—	0-1	—	16-10	16-11
Marquette	—	—	—	—	13-12	13-12
Providence	—	—	—	—	13-15	13-15
St. John's	—	—	—	—	17-8	17-8
Seton Hall	—	—	—	—	15-10	15-10
Villanova	—	—	—	—	11-16	11-16
Xavier	—	—	—	—	14-14	14-14
Big Sky	—	1-1	2-0	1-0	3-0	7-1
Idaho State	—	—	—	1-0	1-0	2-0
Montana	—	—	2-0	—	1-0	3-0
Northern Arizona	—	—	—	—	1-0	1-0
Northern Colorado	—	1-1	—	—	—	1-1
Big South	—	—	1-0	—	4-0	5-0
Longwood	—	—	1-0	—	2-0	3-0
North Carolina A&T	—	—	—	—	1-0	1-0
Presbyterian	—	—	—	—	1-0	1-0
Big Ten	—	—	3-3	10-7	21-10	34-20
Indiana	—	—	—	—	0-1	0-1
Iowa	—	—	3-2	2-2	2-0	7-4
Michigan	—	—	—	—	0-1	0-1
Minnesota	—	—	—	1-1	—	1-1
Nebraska	—	—	—	6-2	11-4	17-6
Northwestern	—	—	—	0-1	2-1	2-2
Ohio State	—	—	—	0-1	0-1	0-2
Oregon	—	—	—	—	2-2	2-2
Purdue	—	—	—	1-0	—	1-0
Rutgers	—	—	—	—	1-0	1-0
UCLA	—	—	—	—	1-0	1-0
Wisconsin	—	—	0-1	—	2-0	2-1
Big 12	—	—	1-6	11-28	12-15	24-49
Arizona	—	—	—	—	0-1	0-1
Arizona State	—	—	—	—	4-3	4-3
Baylor	—	—	—	2-2	1-2	3-4
BYU	—	—	—	—	1-3	1-3
Cincinnati	—	—	0-1	—	1-0	1-1
Colorado	—	—	—	4-4	—	4-4
Houston	—	—	—	2-0	—	2-0
Iowa State	—	—	1-4	—	0-2	1-6
Kansas	—	—	—	0-8	1-2	1-10
Kansas State	—	—	—	1-7	0-1	1-8
Oklahoma State	—	—	—	1-4	1-0	2-4
TCU	—	—	—	—	0-1	0-1
Texas Tech	—	—	—	1-3	2-0	3-3
UCF	—	—	—	—	1-0	1-0
Utah	—	—	0-1	—	—	0-1
Big West	—	—	—	2-1	5-0	7-1
Cal Poly	—	—	—	—	1-0	1-0
Hawai'i	—	—	—	0-1	—	0-1
Long Beach State	—	—	—	—	2-0	2-0
UC Davis	—	—	—	1-0	—	1-0
UC Riverside	—	—	—	1-0	1-0	2-0
Long Beach State	—	—	—	—	1-0	1-0

Conference*	WSC	NDSU	UNI	ISU	CU	Total
Coastal Athletic	—	—	1-0	—	1-0	2-0
Campbell	—	—	—	—	1-0	1-0
William & Mary	—	—	1-0	—	—	1-0
Conference USA	—	—	8-7	1-0	9-4	18-11
Jacksonville State	—	—	—	1-0	—	1-0
Kennesaw State	—	—	—	—	4-0	4-0
Louisiana Tech	—	—	2-0	—	1-0	3-0
Middle Tennessee	—	—	—	—	1-0	1-0
Missouri State	—	—	6-7	—	3-4	9-11
Horizon League	—	—	4-0	1-0	2-0	7-0
Green Bay	—	—	4-0	—	1-0	5-0
IUPUI	—	—	—	—	1-0	1-0
Milwaukee	—	—	—	1-0	—	1-0
Ivy League	—	—	—	—	3-0	3-0
Brown	—	—	—	—	1-0	1-0
Princeton	—	—	—	—	1-0	1-0
Yale	—	—	—	—	1-0	1-0
Metro Atlantic Athletic	—	—	1-1	—	—	1-1
Siena	—	—	1-1	—	—	1-1
Mid-American	—	—	2-0	—	7-1	9-1
Akron	—	—	—	—	3-1	3-1
Buffalo	—	—	—	—	1-0	1-0
Central Michigan	—	—	—	—	1-0	1-0
Massachusetts	—	—	—	—	1-0	1-0
Ohio	—	—	—	—	1-0	1-0
Western Michigan	—	—	2-0	—	—	2-0
Mid-Eastern Athletic	—	—	—	1-0	3-0	4-0
Coppin State	—	—	—	—	1-0	1-0
Maryland-Eastern Shore	—	—	—	—	1-0	1-0
Norfolk State	—	—	—	1-0	—	1-0
North Carolina Central	—	—	—	—	1-0	1-0
Missouri Valley	—	—	40-25	3-8	39-10	82-43
Bradley	—	—	5-5	1-2	5-1	11-8
Drake	—	—	8-2	1-3	6-2	15-7
Evansville	—	—	7-4	—	6-1	13-5
Illinois State	—	—	7-4	—	6-1	13-5
Indiana State	—	—	8-3	—	5-2	13-5
Northern Iowa	—	—	—	1-3	4-3	5-6
Southern Illinois	—	—	4-7	—	7-0	11-7
Valparaiso	—	—	1-0	—	—	1-0
Mountain West	—	—	0-1	—	5-8	5-9
Boise State	—	—	—	—	1-1	1-1
Colorado State	—	—	—	—	0-2	0-2
San Diego State	—	—	0-1	—	2-4	2-5
San Jose State	—	—	—	—	1-0	1-0
UNLV	—	—	—	—	1-1	1-1
Northeast	—	—	1-0	—	3-0	4-0
Chicago State	—	—	—	—	1-0	1-0
FDU	—	—	—	—	1-0	1-0
Wagner	—	—	1-0	—	1-0	2-0
Ohio Valley	—	—	—	4-0	3-0	7-0
Eastern Illinois	—	—	—	1-0	1-0	2-0
SIU Edwardsville	—	—	—	1-0	2-0	3-0
Southeast Missouri State	—	—	—	1-0	—	1-0
Tennessee State	—	—	—	1-0	—	1-0
Patriot League	—	—	1-0	—	2-0	3-0
Bucknell	—	—	1-0	—	—	1-0
Holy Cross	—	—	—	—	1-0	1-0
Loyola (Md.)	—	—	—	—	1-0	1-0
Southeastern	—	—	1-0	3-21	7-8	11-29
Alabama	—	—	—	0-1	3-1	3-2
Arkansas	—	—	—	—	1-0	1-0
Auburn	—	—	—	—	0-1	0-1
LSU	—	—	1-0	—	—	1-0
Missouri	—	—	—	2-6	—	2-6
Oklahoma	—	—	—	1-4	2-2	3-6
Ole Miss	—	—	—	—	1-1	1-1
Tennessee	—	—	—	—	0-1	0-1
Texas	—	—	—	0-5	0-1	0-6
Texas A&M	—	—	—	0-5	0-1	0-6
Southern	—	—	1-1	1-0	2-0	4-1
East Tennessee State	—	—	—	—	1-0	1-0
Furman	—	—	0-1	—	—	0-1
Mercer	—	—	—	1-0	—	1-0
Samford	—	—	—	—	1-0	1-0
Western Carolina	—	—	1-0	—	—	1-0
Southland	—	—	2-0	1-0	5-0	8-0
Houston Christian	—	—	—	1-0	2-0	3-0
Northwestern State	—	—	1-0	—	—	1-0
UTRGV	—	—	1-0	—	3-0	4-0

Conference*	WSC	NDSU	UNI	ISU	CU	Total
Southwestern Athletic	—	—	1-0	4-0	8-0	13-0
Alabama State	—	—	—	—	1-0	1-0
Alcorn State	—	—	—	—	2-0	2-0
Arkansas-Pine Bluff	—	—	—	—	2-0	2-0
Bethune-Cookman	—	—	—	1-0	—	1-0
Florida A&M	—	—	1-0	—	1-0	2-0
Mississippi Valley State	—	—	—	2-0	—	2-0
Texas Southern	—	—	—	1-0	2-0	3-0
Summit League	7-10	3-5	2-1	4-1	17-0	33-17
Denver	2-0	—	—	—	—	2-0
Kansas City	—	—	2-1	—	4-0	6-1
North Dakota	—	1-1	—	2-0	2-0	5-1
North Dakota State	—	—	—	2-0	3-0	5-0
Omaha	3-3	1-1	—	—	1-0	5-4
Oral Roberts	—	—	—	—	2-0	2-0
South Dakota	2-2	0-2	—	—	1-0	3-4
South Dakota State	0-5	1-1	—	0-1	—	1-7
St. Thomas	—	—	—	—	1-0	1-0
Western Illinois	—	—	—	—	3-0	3-0
Sun Belt	—	—	—	1-0	3-0	4-0
Georgia State	—	—	—	—	1-0	1-0
Louisiana	—	—	—	—	2-0	2-0
Louisiana-Monroe	—	—	—	1-0	—	1-0
West Coast	—	—	—	3-0	1-5	4-5
Gonzaga	—	—	—	—	0-3	0-3
Loyola Marymount	—	—	—	1-0	—	1-0
Oregon State	—	—	—	2-0	—	2-0
Saint Mary's	—	—	—	—	0-2	0-2
Washington State	—	—	—	—	1-0	1-0
Western Athletic	—	—	—	—	1-0	1-0
UT Arlington	—	—	—	—	1-0	1-0
Non-Division I	109-43	11-5	5-0	4-0	4-0	133-48
Angelo State	—	1-0	—	—	—	1-0
Augustana (S.D.)	3-2	1-1	—	—	—	4-3
Bemidji State	11-1	1-0	—	—	1-0	13-1
Briar Cliff	9-2	—	—	—	—	9-2
Centenary	—	—	—	1-0	—	1-0
Coe	—	—	—	—	1-0	1-0
College of Notre Dame	1-0	—	—	—	—	1-0
Concordia-St. Paul	2-0	—	—	—	—	2-0
Dakota State	2-0	—	—	—	—	2-0
Dana	1-0	—	—	—	—	1-0
Drury	1-2	—	—	—	—	1-2
Grand View	1-0	—	—	—	—	1-0
Hawai'i-Hilo	0-1	—	—	—	—	0-1
Hawai'i Pacific	—	—	1-0	—	—	1-0
Huron	1-1	—	—	—	—	1-1
Lake Superior State	1-0	—	—	1-0	—	2-0
Lynn	—	1-0	—	—	—	1-0
Macalester	—	1-0	—	—	—	1-0
Mayville State	—	1-0	—	—	—	1-0
Metropolitan State	0-1	—	—	—	—	0-1
Midland	1-1	—	—	—	1-0	2-1
Minn. State-Mankato	2-0	1-0	—	—	—	3-0
Minn. State-Moorhead	3-2	1-1	—	—	—	4-3
Minnesota-Crookston	2-0	1-0	1-0	—	—	4-0
Minnesota-Duluth	2-1	—	—	—	—	2-1
Minnesota-Morris	8-5	—	—	—	—	8-5
Morningside	3-2	0-2	—	—	—	3-4
Mount Marty	1-0	—	—	—	—	1-0
Nebraska Christian	1-0	—	—	—	—	1-0
Nebraska-Kearney	4-4	—	—	—	—	4-4
Nebraska Wesleyan	0-1	—	—	—	—	0-1
Northern State	7-5	—	—	—	—	7-5
NW Missouri State	3-1	—	—	—	—	3-1
Presentation	1-0	—	—	—	—	1-0
Quincy	1-1	—	—	—	—	1-1
Rio Grande	0-1	—	—	—	—	0-1
Rockford	2-0	—	—	—	—	2-0
Rockhurst	8-0	—	—	—	—	8-0
Rollins	1-0	—	—	—	—	1-0
Savannah State	—	—	—	1-0	—	1-0
San Francisco State	0-1	—	—	—	—	0-1
Southwest Baptist	1-0	—	—	—	—	1-0
Southwest State	12-1	—	—	—	—	12-1
St. Cloud State	1-0	1-1	—	—	—	2-1
St. Mary (Kan.)	1-0	—	—	—	—	1-0
St. Francis	3-2	—	—	—	—	3-2
Tampa	1-0	—	—	—	—	1-0
Teikyo Westmar	1-0	—	—	—	—	1-0
Truman State	—	—	—	—	1-0	1-0
Upper Iowa	0-1	—	1-0	—	—	1-1
Warner Southern	—	1-0	—	—	—	1-0
Wayne State (Mich.)	0-1	—	—	—	—	0-1
Wayne State (Neb.)	—	—	2-0	—	—	2-0
Westmar	2-0	—	—	—	—	2-0
Winona State	3-3	—	—	—	—	3-3
Winston Salem-State	—	—	—	1-0	—	1-0
York	1-0	—	—	—	—	1-0
Totals	**116-53**	**15-11**	**90-63**	**59-68**	**350-171**	**630-366**

Based on 2025-26 conference affiliation

Alan Huss

Associate Head Coach - Seventh Season at Creighton

Alan Huss returned to Creighton in April as the program's associate head coach and head coach in waiting.

Huss brings unparalleled leadership and strategic vision, valuable recruiting know-how, and a deep connection to the Bluejays basketball program to the position.

Huss compiled a head coaching record of 56-15 during his two years at High Point University, highlighting his ability to build and lead teams to success. High Point achieved historic milestones, including the program's first NCAA Tournament appearance in Division I history and a program-record 29 Division I wins during the 2024-2025 season, showcasing his capacity to elevate a program to new heights. Huss was named the Big South Conference Coach of the Year in 2023-24 and 2024-25.

As a former Creighton men's basketball student-athlete and assistant coach under McDermott for six successful seasons from 2017-23, Huss helped CU to 134 victories, four NCAA Tournaments and its first BIG EAST title. He worked closely with Creighton's big men, the Bluejay offense and recruiting.

Creighton center Ryan Kalkbrenner was named BIG EAST Defensive Player of the Year each of Huss' final two years and eventually was a Second Round pick in the 2025 NBA Draft.

He aided in the recruitment of the nation's No. 7 class entering 2021-22 and also served as interim head coach for Creighton wins against Butler on March 6, 2021 and against DePaul on Jan. 22, 2022.

In 2019-20, Huss worked with Christian Bishop as he blossomed into a key starter on Creighton's BIG EAST champion squad. Bishop compiled back-to-back double-doubles in the first two games of the 2021 NCAA Tournament to help the Bluejays reach their first Sweet 16 since 1974. He also helped tutor Kalkbrenner, who went from an unheralded recruit to a key member of the USA Team that won the gold medal at the FIBA U19 World Cup.

In 2018-19, Huss helped Martin Krampelj turn into one of the top post players in the BIG EAST, as he ranked in the top-10 in scoring, blocks, rebounding and steals during league play.

As an assistant in three seasons at New Mexico, Huss helped guide the Lobos to 49 victories. New Mexico went 33-13 at The Pit during that time, and the Lobos finished 5-1 in six meetings against in-state rival New Mexico State.

Huss went to New Mexico after spending four seasons at the helm of the prep program at La Lumiere School in La Porte, Ind., where he amassed an impressive 102-19 record for a team that was regularly ranked as one of the top high school programs in the nation.

His record included a perfect 62-0 home record at Marsch Gymnasium. Huss coached more than three dozen Division I products at the high school level, including former NBA guard Darington Hobson.

Prior to his time at La Lumiere, Huss was the head coach at Culver Military Academy in Culver, Ind., where he set the school record for wins in each of his final two seasons with the Eagles, as well as Decatur Christian.

Huss was a four-year member of the Creighton men's basketball team from 1997 to 2001, where he played under head coach Dana Altman and alongside future NBA sharpshooter Kyle Korver. During his collegiate career with the Bluejays, Huss was part of three NCAA Tournament teams (1999, 2000, 2001), two Missouri Valley Conference Tournament titles (1999, 2000) and one MVC regular-season title (2001). He played in 94 games with the Bluejays, including 39 starts.

The Alan Huss File

Personal
- **Wife -** Katie
- **Children -** Nicky and Mary

Collegiate Coaching Experience
- **Creighton -** Associate Head Coach, 2025-Present
- **High Point -** Head Coach, 2023-25
- **Creighton -** Assistant Coach, 2017-23
- **New Mexico -** Assistant Coach, 2014-17

Collegiate Coaching Honors
High Point University
- 2023-24 - Big South Coach of the Year
- 2024-25 - Big South Coach of the Year

Previous Coaching Experience
- **La Lumiere School -** Head Coach, 2010-14
- **Culver Military Academy -** Head Coach, 2007-10
- **Decatur Christian -** Head Coach, 2006-07
- **Decatur Eisenhower -** Assistant Coach, 2003-05

Collegiate Playing Experience
- **Creighton -** Center, 1997-2001

College Education
- **Creighton -** B.S.B.A., management information systems, 2002

The 6-foot-9-inch Huss was a prep standout at North Kansas City High School. He averaged 26 points and 12 rebounds per game for the Hornets en route to All-Kansas City metro honors as a senior. Following his final season at North Kansas City High, he was selected to the Greater Kansas City Basketball Coaches Association and Missouri-Kansas All-Star games.

Huss earned his Bachelor's degree from Creighton in Business Administration in 2002. He and his wife Katie (also a 2002 Creighton alum) have two daughters, Nicky and Mary. Nicky plays basketball at Truman State.

Derek Kellogg

Assistant Coach - Third Season at Creighton

Derek Kellogg enters his third season at Creighton as an assistant coach. He has coached at the Division I level since 1997 and boasts 14 years of head coaching experience.

Creighton has won 25 games in both seasons since Kellogg's arrival in 2023, going a combined 50-21 overall and 29-11 in BIG EAST play.

Two Bluejays from his first team have already played in the NBA, and Ryan Kalkbrenner was a Second Round pick in 2025 by Charlotte and expected to be a key piece of the Hornets' future.

Kellogg spent the 2022-23 season at his alma mater, Massachusetts, where he was an assistant coach on Frank Martin's staff.

It was at UMass where Kellogg first became a household name, serving as the point guard for John Calipari's Minutemen from 1991-95. UMass went 111-24 during that time, winning four outright regular-season titles and four straight league tournament crowns.

The Minutemen went 30-5 and reached the Sweet 16 his freshman year and 29-5 while advancing to the Elite Eight his senior campaign, when he was also named Third Team All-Atlantic 10. Kellogg was a two-time team captain and three-time All-Atlantic 10 Academic selection, closing his career with 712 points, 453 assists and 344 rebounds as he shot 38.1 percent from three-point range.

Kellogg joined the coaching ranks in 1997, working two seasons for Jim Larrañaga at George Mason before he served as an assistant coach at Youngstown State in 1999-2000.

He spent eight seasons working for Calipari as an assistant coach at Memphis from 2000-08. The Tigers won at least 21 games and advanced to the postseason all eight campaigns, with four trips to the Sweet 16, three visits to the Elite Eight and a spot in the 2008 national championship game. Among the staff he worked with while at Memphis from 2003-06 was former Creighton assistant coach Ryan Miller.

Kellogg earned his first head coaching job at Massachusetts in 2008, starting a nine-year run that saw the Minutemen go 155-137, with three 20-win seasons and a trip to the 2014 NCAA Tournament.

Kellogg was named head coach at LIU in 2017, reaching the NCAA Tournament in his first campaign with the Blackbirds. Kellogg spent five overall seasons in Brooklyn, going 74-74 overall and 49-41 in Northeast Conference play, before returning to UMass in 2022.

Kellogg and his wife, Nicole, have one son, Max.

The Derek Kellogg File

Personal
- **Wife -** Nicole
- **Child -** Max

Collegiate Coaching Experience
- **Creighton -** Assistant Coach, 2023-Present
- **Massachusetts -** Assistant Coach, 2022-23
- **LIU -** Head Coach, 2017-22
- **Massachusetts -** Head Coach, 2008-17
- **Memphis -** Assistant Coach, 2000-08
- **Youngstown State -** Assistant Coach, 1999-2000
- **George Mason -** Assistant Coach, 1997-99
- **Massachusetts -** Graduate Assistant, 1996-97

Professional Playing Experience
- **Connecticut Skyhawks (USBL)** - 1995

Collegiate Playing Experience
- **Massachusetts -** Guard, 1991-95

College Education
- **Massachusetts -** B.B.A., Real Estate and Finance, 1995



Trey Zeigler

Assistant Coach - Third Season at Creighton

Trey Zeigler is in his third year at Creighton. He started as a graduate assistant in 2022-23 before returning as an assistant coach last year.

CU went 25-11 a year ago in Zeigler's return to Omaha, helping Creighton tie a school-record with 15 league wins and advance to the title game of the BIG EAST Tournament.

Zeigler spent the 2022-23 campaign as a graduate manager with the Bluejays, during which time CU won 24 games and reached the Elite Eight. He played an integral part of player development of All-BIG EAST players Ryan Kalkbrenner, Baylor Scheierman and Trey Alexander. CU spent nine weeks in the AP poll, climbing to as high as No. 7. While at Creighton he earned his master's degree in Organizational Leadership.

When Alan Huss was hired as head coach at High Point in 2023, Zeigler joined the Panther staff as an assistant coach. HPU went from 14-17 to 27-9 in Zeigler's lone year in North Carolina, winning the Big South regular-season title and advancing to the title game of the College Basketball Invitational. The Panthers jumped from 299 to 114 in the final KenPom rankings, the nation's second-best improvement. High Point's 27 victories were tied for 15th-most nationally and the most for the Panthers since 1978-79.

Zeigler is a TCU graduate, having earned his Bachelor of Arts degree in General Studies with an emphasis on Communication in 2015. He played two years at Central Michigan for his father, Ernie Zeigler. Trey then went on to play one year at Pittsburgh before transferring to TCU where he averaged 10.1 points per game. Over his college career he scored 1,481 points, grabbed 581 rebounds and dished out 251 assists.

Before diving into college coaching, Zeigler played professionally for seven years in nine different countries from 2015-22.

He was named to four different Eurobasket.com all-league teams during his professional career. In the 2020-21 season, Zeigler was the only player in Europe to average over 20 points, eight rebounds and five assists per game.

A 2010 graduate of Mount Pleasant High School in Mount Pleasant, Mich., Zeigler scored 1,644 points and grabbed 648 rebounds in his prep career.

The Trey Zeigler File

Collegiate Coaching Experience
- **Creighton -** Assistant Coach, 2024-Present
- **High Point -** Assistant Coach, 2023-24
- **Creighton -** Graduate Manager, 2022-23

Collegiate Playing Experience
- **TCU** - Guard, 2013-15, 2013-15
- **Pittsburgh** - Guard, 2012-13
- **Central Michigan** - Guard, 2010-12

Professional Playing Experience
- **Al Qadisa (Kuwait)** - 2021-22
- **Club Aviator (Egypt)** - 2021-22
- **Chemidor (Iran)** - 2021-22
- **Korihait (Finland)** - 2019-21
- **Voluntari (Romania)** - 2018-19
- **Cluj-Napoca (Romania)** - 2017-18
- **Worcester Wolves (England)** - 2016-17
- **Brno Basket (Czech Republic)** - 2015-16

College Education
- **TCU** - B.A., General Studies (Communication emphasis), 2015
- **Creighton** - Masters, Organizational Leadership, 2023

He averaged 24.3 points and 10.5 rebounds per game as a senior, finished second in the Michigan "Mr. Basketball" voting and was named Third Team All-American by *MaxPreps*. Coming out of high school, Zeigler was a consensus top 30 player.



Mitch Ballock

Assistant Coach - Third Season at Creighton

Former Bluejay guard Mitch Ballock was elevated into an assistant coaching role in the off-season after spending the previous two years at Creighton as a graduate assistant.

Creighton has gone a combined 50-21 during the past two seasons with Ballock on staff. The Bluejays own three top five victories in that time, including victories against both No. 1 Connecticut (2023-24) as well as No. 1 Kansas (2024-25) among its seven Top 25 victories.

The Bluejays have advanced to the NCAA Tournament in both seasons, reaching the Sweet 16 in 2023-24 and the Second Round of the Big Dance a season ago.

A gym rat blessed with a brilliant basketball mind, Ballock works closely with Creighton's guards. He also owns in-depth first-hand knowledge of head coach Greg McDermott's offensive and defensive systems, as well as the Bluejay Basketball culture.

Among the players he has helped mentor are NBA guards Baylor Scheierman and Trey Alexander, in addition to NBA Summer League participants Steven Ashworth and Jamiya Neal.

A native of Eudora, Kan., Ballock played at Creighton from 2017-21, during which time the Bluejays won 87-of-130 games.

The left-handed sharpshooter was a three-time BIG EAST Freshman of the Week in 2017-18, when he made the BIG EAST All-Freshman Team. He was a Preseason Second Team All-BIG EAST choice in 2020-21, when he was on the Jerry West Shooting Guard of the Year Watch List, and ended his senior campaign by winning the BIG EAST's Sportsmanship Award.

Ballock started every game and averaged 11.9 points and 5.3 rebounds in 2019-20 when Creighton won its first BIG EAST regular-season title and finished the campaign ranked seventh nationally.

Ballock averaged 9.9 points per game as a senior on Creighton's first team to reach the Sweet 16 since 1974.

All told, Ballock scored 1,304 points and made 308 three-pointers with Creighton. He started the final 102 games of his Bluejay career.

He played professionally for the G-League's Cleveland Charge, then in Germany for Mitteldeutscher BC, before returning to the US to begin his coaching career.

He and his wife, Bailey, reside in Omaha.

The Mitch Ballock File

Personal
- **Wife -** Bailey

Collegiate Coaching Experience
- **Creighton -** Assistant Coach, 2025-Present
- **Creighton -** Graduate Assistant, 2023-25

Professional Playing Experience
- **Mitteldeutscher BC (Germany)** - 2022-23
- **Cleveland Charge** - 2021-22

Collegiate Playing Experience
- **Creighton -** Guard, 2017-21

College Education
- **Creighton** - B.S. B.A. Management, 2021



Mike Nesbitt

Assistant Coach - First Season at Creighton

Mike Nesbitt joined Creighton's basketball staff in 2025 as an assistant coach following two record-breaking seasons at High Point University under head coach Alan Huss.

Nesbitt was Huss' first hire at HPU, and together they engineered a historic turnaround that culminated in back-to-back outright Big South regular-season titles and the program's first-ever NCAA Tournament appearance in 2025.

During his time at High Point, the Panthers went 56–15 overall, 27–5 in Big South play and posted a 31–3 record at home. The 2024–25 season saw HPU reach new heights with a 29–6 record, tying the Big South single-season wins record.

Nesbitt played a pivotal role in High Point's recruiting, player development and defensive strategy, helping the Panthers achieve program records for regular-season wins, non-conference wins and win percentage at the Division I level.

Prior to High Point, Nesbitt served as the head coach at Panola College in 2022–23, leading the team to a record 28 wins and earning Region XIV East Coach of the Year honors. Five players earned all-conference recognition, and several advanced to NCAA Division I programs.

Nesbitt worked at Bradley from 2020-22, where he worked in both player development as well as operations from 2020-22. During his tenure, the Braves achieved their highest NET ranking in over a decade and produced multiple All-MVC selections and scholar-athletes.

Earlier stops include assistant coaching roles at Southern Utah, New Mexico Junior College and Panola College, where Nesbitt made an early mark through skill development, academic oversight and offensive innovation.

Nesbitt began his coaching journey as a graduate assistant at the University of New Mexico.

A native of Evansville, Ind., Nesbitt played three seasons at Missouri S&T before he transferred to New Mexico for his final year of eligibility.

He earned his bachelor's degree in business management from Missouri S&T and owns an MBA in finance from New Mexico.

He and his fiancée Lexi live in Omaha with their son Beau.

The Mike Nesbitt File

Personal
- **Fiancée -** Lexi
- **Child –** Beau

Collegiate Coaching Experience
- **Creighton -** Assistant Coach, 2025-Present
- **High Point -** Assistant Coach, 2023-25
- **Panola College -** Head Coach, 2022-23
- **Bradley -** Director of Basketball Operations, 2021-22
- **Bradley -** Coordinator of Player Development and Video Operations, 2020-21
- **New Mexico JC -** Assistant Coach, 2019-20
- **Panola College -** Assistant Coach, 2018-19
- **Southern Utah -** Assistant Coach, 2017-18
- **New Mexico -** Graduate Assistant Coach, 2016-17

Collegiate Coaching Honors
Panola College
- Region XIV East Coach of the Year, 2022-23

Collegiate Playing Experience
- **Missouri S&T -** Forward, 2012-15
- **New Mexico** - Forward, 2015-16

College Education
- **Missouri S&T** - B.B.A. Business Management, 2015
- **New Mexico** - M.B.A. Finance, 2017

Steve Merfeld

Assistant to the Head Coach - 16th Season at Creighton

Steve Merfeld gives Creighton the unique distinction of having two staff members who have won NCAA Tournament games as a head coach.

After three seasons as a Creighton assistant coach, Merfeld was elevated to assistant to the head coach position in April 2013, and enters his 13th season in that role.

In his first year at Creighton, he worked with MVC Newcomer and Freshman of the Year Doug McDermott, Preseason MVC Player of the Year Kenny Lawson Jr., and MVC All-Defensive Team big man Gregory Echenique. In his second season, McDermott became Creighton's first player named First Team All-American, while Echenique became CU's first honoree to be named MVC Defensive Player of the Year.

In 2012-13, McDermott repeated as a First Team All-American and as MVC Player of the Year, while Echenique became Creighton's first player to be named to the MVC's All-Defensive Team in three straight seasons. In addition, sharpshooting forward Ethan Wragge was named MVC Sixth Man of the Year.

McDermott would go on to sweep all 14 National Player of the Year honors in 2013-14.

Creighton has won 350 of 511 games in the past 15 seasons, making 10 NCAA Tournament and two NIT trips. Creighton tied the school record with 29 wins in 2011-12, then had 28 more wins in 2012-13 and 27 in 2013-14.

Merfeld boasts 39 years of NCAA Division I experience, including 10 seasons as a head coach: at Hampton from 1997-02 and at Evansville from 2002-07.

As a college head coach, Merfeld collected 144 wins, two regular-season conference championships, two conference tournament titles and two NCAA Tournament appearances. The first postseason appearance in 2001 led to one of the signature moments in NCAA Tournament history as the video of his players lifting him up in celebration following No. 15 seed Hampton's upset of No. 2 seed Iowa State in the 2001 tourney remains a popular March Madness clip.

Merfeld led Hampton to a winning record in four of his five years, finishing with a 90-57 (.612) record that was capped by back-to-back sweeps of the Mid-Eastern Athletic Conference regular-season and tournament titles in 2001 and 2002. After Hampton became just the fourth No. 15 seed to win an NCAA Tournament game in 2001, Merfeld's Pirates became the first 15-seed winner to return to the NCAA Tournament the following season.

In his final season at Hampton, Merfeld led the 2001-02 Pirates to a school-record 26 wins and a return to the NCAA Tournament as he was named the CollegeInsider.com Mid-Major Coach of the Year.

He replaced longtime Evansville head coach Jim Crews in 2002 and directed the Purple Aces to an RPI that improved 131 spots during his tenure. His Evansville teams also collected 11 victories against postseason squads (7 NCAA, 4 NIT). In addition to four All-Missouri Valley Conference players, he coached two-time CoSIDA Academic All-American Clint Cuffle (2003, 2004) and a trio of 1,000-point scorers on his 2006-07 squad.

Merfeld was a member of the Bradley coaching staff for three seasons; starting in 2007, helping the Braves to a pair of 21-win seasons, including seven postseason victories that helped Bradley claim a pair of postseason tournament runner-up finishes.

A 1984 graduate of Wisconsin-La Crosse, Merfeld was a 10-year assistant for current Miami (Fla.) head coach Jim Larrañaga at Bowling Green prior to joining the Hampton staff as an assistant in 1996. During his time with the Falcons, Merfeld established himself as a highly-regarded recruiter and is credited with signing Antonio Daniels, the fourth pick in the 1997 NBA Draft. He also landed three Mid-American Conference Rookies of the Year in a five-year span, including Daniels and Anthony Stacey, both of whom went on to be named the league's Player of the Year in 1997 and 2000, respectively.

Merfeld and his wife, Mary Jo, have a daughter, Lauren, and a son, Andrew. Andrew was a guard with the Bluejay basketball program in 2020-21.

The Steve Merfeld File

Personal
- **Wife -** Mary Jo
- **Children -** Lauren and Andrew

Career Coaching Experience
- **Creighton -** Assistant to the Head Coach 2013-Present
- **Creighton -** Assistant Coach, 2010-13
- **Bradley -** Assistant Coach, 2007-09
- **Evansville -** Head Coach, 2002-07
- **Hampton -** Head Coach, 1997-2002
- **Hampton -** Assistant Coach, 1996-97
- **Bowling Green -** Assistant Coach, 1986-96
- **St. John's Military Academy -** Head Coach, 1984-86

Collegiate Coaching Honors

Hampton University
- 2001 Mid-Eastern Athletic Conference Outstanding Tournament Coach
- 2001 NABC District 4 Coach of the Year
- 2002 CollegeInsider.com National Mid-Major Coach of the Year
- 2002 Mid-Eastern Athletic Conference Coach of the Year
- 2002 NABC District 4 Coach of the Year

College Education
- **Bowling Green -** M.S., athletic administration, 1987
- **Wisconsin-La Crosse -** B.S., physical education, 1984



Jeff Vanderloo

Director of Basketball Operations - 15th Season at Creighton

Jeff Vanderloo is entering his 15th year as director of basketball operations.

He helps handle Creighton travel and logistics among his many duties. He also helps organize Creighton's summer camps. Creighton is 327-155 since his arrival with 12 postseason appearances, which includes three Sweet 16's and one Elite Eight during 10 NCAA Tournament trips.

Before coming to Creighton, Vanderloo spent the previous 19 seasons as the head coach at Sioux City (Iowa) East High School, where he led the Black Raiders to 295 wins and eight state tournament appearances, and helped develop 36 players who went on to play in college.

He is the winningest boys high school basketball coach in Sioux City history and was inducted into the IHSAA Hall of Fame as a coach in the spring of 2015.

Vanderloo brought 24 years of coaching experience to the Creighton program. After graduating from Morningside in 1985, he served as an assistant coach at Sioux City East for four seasons (1986-91). He went 16-6 in his lone year as a head coach at Sergeant Bluff-Luton (Iowa), before returning to East as head coach.

He led East to a 2002 state title, with former Northern Iowa standout guard Ben Jacobson leading the way. In 2011, he was named one of eight finalists for the National High School Athletic Coaches Association national basketball coach of the year.

Vanderloo is a 10-time District Coach of the Year and was named IBCA State Coach of the Year in 2002. His teams won seven conference titles and won 15 regional championships. He also served on the Iowa Basketball Coaches Association board for a dozen years, including a term as president in 1998.

Basketball is in the blood for the Vanderloo family. His late father, Rich, was a former East boys basketball coach and athletic director. His brother John was head coach at Sioux City North, and another brother, Ras, replaced him as head coach at East. In addition, his brother Jim is an assistant superintendent in the Sioux City school system.

Vanderloo and his wife, Kori, have been married for 26 years. The couple has two daughters, Jordan and Jaci.

Jordan played soccer at Creighton and married CJ Knust last summer. She is a 5th grade teacher in the Millard School District. Jaci played softball at Saint Louis University and current works in St. Louis, Mo.

The Jeff Vanderloo File

Personal
- **Wife -** Kori
- **Children -** Jordan and Jaci

Career Coaching Experience
- **Creighton -** Director of Basketball Operations, 2011-Present
- **Sioux City East HS -** Head Coach, 1992-2011
- **Sergeant Bluff-Luton HS -** Head Coach, 1991-92
- **Sioux City East HS -** Assistant Coach, 1986-91

Collegiate Playing Experience
- **Morningside -** Baseball, 1981-82

College Education
- **Morningside -** Education, 1985



Len Gordy

Diversity and Inclusion Officer - 32nd Year at Creighton

Longtime men's basketball assistant coach Len Gordy is in his 21st year as Creighton's diversity and inclusion officer for athletics, and 32nd overall at CU.

He also works in the University's Division of Equity, Diversity and Inclusion on campus as a Student and Community Outreach Advisor.

In his position, Gordy assists in the recruitment, retention, development and graduation of all student-athletes, helps the Operation Bluejay program reach diverse populations in Omaha, and trains all coaches and staff on diversity and inclusion issues.

He has also served on selection committees for coaching and administrative vacancies in the Department of Athletics while helping to identify qualified minority candidates.

In 2019, Gordy was named Volunteer of the Year by the Boys and Girls Club of the Midlands, while in 2021 Creighton awarded him with its Distinguished Service Staff Award.

Gordy spent the 2004-05 season as the school's director of basketball operations after spending the previous 10 seasons on the bench as an assistant coach for the Bluejays.

As director of basketball operations, Gordy coordinated team travel and community outreach and service, while also helping with on-campus recruiting and summer camps.

Gordy graduated from the University of Arizona in 1977 with a bachelor's degree in radio and television communications.

A native of Chester, Pennsylvania, Gordy started his coaching career at his alma mater, spending six seasons as an assistant to Fred Snowden on the Arizona staff.

In July 1983, Gordy moved to Towson University and served as the program's top assistant for two seasons at the Maryland-based school before spending seven years as an assistant to Cliff Ellis at Clemson University from 1985-92.

In Gordy's stint as a Clemson assistant, the Tigers averaged more than 17 wins per season and advanced to the postseason five times.

Prior to being named an assistant at Creighton on July 11, 1994, Gordy had spent two years as a teacher in the Atlanta public schools system.

During his playing career at Arizona, Gordy played forward and was voted team captain his senior year (1976-77). As a junior, the Wildcats advanced to the regional final of the NCAA Tournament and finished the season with a 24-9 record. The Cats also made the NCAA Tournament his senior season.

As a four-year letterman, Gordy helped the Wildcats record 81 wins, leading the team in free-throw percentage (.787) as a sophomore. Gordy played in 103 career games and was named the team's most inspirational player in each his final three seasons.

Gordy has one son, Kenny.



John McKew

Administrative Specialist - 10th Season at Creighton

John McKew enters his 10th year as an Administrative Specialist with the Creighton men's basketball program in 2025-26.

He assists in the overall internal day-to-day operations of the program, including coordination of team travel and road logistics. In addition, McKew helps with on-campus recruiting, event scheduling, NIKE relations, and oversight of Creighton's student managers, among other areas.

McKew was part of the Creighton staff that captured the program's first BIG EAST title in 2019-20 and has contributed to multiple postseason runs, including trips to the Sweet 16 (2020-21, 2022-23, 2023-24) and Elite Eight (2022-23). He first joined the Bluejay program in 2011 as a student manager, serving five seasons in that role before transitioning to his current position.

A native of Portland, Maine, McKew earned his bachelor's degree in Lifestyle Management from Creighton in 2016 and later completed a Master of Science from Creighton in 2019.

He and his wife Maggie (Baumert), a former All-BIG EAST volleyball player at Creighton, reside in Omaha, with their daughters Ruthie and Sadie.

Patty Galas

Men's Basketball Administrative Assistant - 31st Season at Creighton

Patty Galas is in her 31st season as the administrative assistant for the Creighton men's basketball program, and 38th overall at Creighton. She is provides administrative support to coach Greg McDermott and the men's basketball staff.

As part of her job duties, Galas coordinates team travel, manages McDermott's calendar and correspondence, makes all arrangements for tournament and postseason play and BIG EAST Media Day, and organizes the Greg McDermott and Johnny Torres Luncheons.

Galas serves as the administrative assistant to Creighton athletic director Marcus Blossom and provides administrative support to other staff members.

She is also active in the Teammates mentoring program and St. Bernadette's Parish in Bellevue.

She resides in Omaha and is the proud mother of three daughters -- Jenni Weeder, Julie Bishop and Jill Isaacs. In honor of their mom's service and legacy at Creighton, her daughters have established the Patty Galas Athletic Endowed Scholarship.

Additional Men's Basketball Support Staff

Rob Anderson
Assistant AD for Communications

Zack Klein
Ticket Manager

Justin Kreutzian
Social Media / Creative

Meg Macy
Academics

Mike Odom
Deputy Athletic Director External Operations

Derek Ravlin
Marketing

Matt Stolberg
Sr. Associate AD for Compliance

Julien Berry

First Season at Creighton as Graduate Assistant

Julien Berry is in his first year as a graduate assistant at Creighton, but is no stranger to the program.

The Aurora, Ill., native has been a student manager for the Bluejays the past four seasons.

During that time, Creighton has gone 92-46 with four NCAA Tournament trips. The Bluejays are one of seven programs nationally to win an NCAA Tournament game each season, joining Baylor, Duke, Gonzaga, Houston, Michigan State and Tennessee.



Justin Carter

First Season at Creighton as Graduate Assistant

After a long professional career as a player, Justin Carter begins his coaching career as a graduate assistant at Creighton this winter.

The Gaithersburg Md., native played at Creighton from 2008-10, starting in 65-of-66 appearances and contributing 584 points, 392 rebounds and 124 assists for a pair of postseason teams.

Carter spent a dozen years as a pro, playing in Turkey, Venezuela, China, Israel, Russia, Kazakhstan, Italy, France, Croatia and Romania.

He and his wife, Laura, live in Omaha with their kids Justin Jr. , Isaiah, Ava, Caden and Juliette.

Malik Garner

First Season at Creighton as Graduate Assistant

Malik Garner is in his first year as a graduate assistant at Creighton.

He played collegiately at both Saginaw Valley State and LeMoyne.

The Midland, Mich., product served as a graduate assistant the past two seasons at High Point alongside current Bluejay assistant coaches Alan Huss and Mike Nesbitt.



Geoffrey Groselle

First Season at Creighton as Graduate Assistant

Geoffrey Groselle returns to his alma mater as a grad assistant after nearly a decade of playing professional basketball.

The 7-foot center played at Creighton from 2011-16 before the Plano, Texas native embarked on a long professional career that included stops in Germany, Kazakhstan, France, Italy and Poland.

In 98 games at Creighton, Groselle finished with 593 points, 317 rebounds, 66 blocks and a school-record in career field goal percentage (.684). He also played with USA Basketball in the 2019 Pan American Games.

He and his wife, Kelsi, reside in Gretna with their son Brooks.

Athletic Training

The Creighton University Athletic Training staff works in cooperation with and under the supervision of team physicians to provide our student-athletes the highest level of care possible. It has a staff of six full-time athletic trainers and two part-time athletic trainers.

Athletic training students also gain clinical experience as they help serve the athletic medicine needs of Creighton student-athletes.



The mission of Creighton University athletic training is to serve as the initial allied healthcare provider for Creighton student-athletes and to provide access to other healthcare professionals as needed. Services include the prevention, assessment, management and rehabilitation of athletic-related injuries and illnesses.

Creighton athletic training is committed to the highest standards of care consistent with the National Athletic Trainers Association Code of Professional Practice and the credentialing statutes of the state of Nebraska.

Director of Athletic Medicine Ben McNair is entering his 19th season working with the men's basketball team.

Ben McNair
Men's Basketball
Director of Athletic Medicine

Athletic Performance

Creighton University's student-athletes benefit from year-round strength and conditioning training programs in The McDermott Center.

The 6,000 square foot state-of-the-art Athletic Performance Center is equipped with 12 Power Lift half-racks that each have inlaid lifting platforms and the EliteForm system. Additionally, the Athletic Performance Center features Uesaka Collegiate Series Bumper Plates, Plae Flooring, Iron Grip dumbbells, and a nutrition and hydration station to provide Creighton student-athletes with the optimal training and recovery environment.

The athletic performance program at Creighton University is designed to increase performance and overall athlete health and availability. The program is developed utilizing an extensive screening and assessment process to individualize each athlete's training program and address their specific needs.

To help maximize athletic performance, each Creighton student-athlete works with the strength and conditioning staff, the sports medicine staff, a certified nutritionist and a sports psychologist, giving Creighton student-athletes all the resources they need to succeed at the highest level.

Jeremy Anderson serves as the head coach of athletic performance for men's basketball. He is in his seventh year with the Bluejay program.



Jeremy Anderson
Head Coach of Athletic Performance
for Men's Basketball

Academic and Athletic Success

- Creighton's student-athletes combined for a 3.51 GPA last spring, its best spring semester on record. The student-athletes also own a 3.50 cumulative GPA.
- Fifty-three Creighton student-athletes have earned a combined 67 College Sports Communicators Academic All-American honors all-time. Men's Basketball's Steven Ashworth, Volleyball's Kendra Wait and Norah Sis, as well as Women's Basketball's Morgan Maly, were each honored during the 2024-25 school year.
- Kendra Wait became CU's first student-athlete in any sport to be named a First Team Academic All-American as well as a First Team All-American on the court in the same academic year.
- Ten members of the Creighton Men's Basketball program earned a 3.5 GPA or better at least once in 2024-25, with six men doing it both semesters.
- Creighton had 216 student-athletes make the Dean's List at least one time last year, including 151 student-athletes who earned the honor both semesters.
- Men's Basketball guard Sami Osmani was among the 54 student-athletes (19 percent) who earned a perfect 4.0 GPA during the spring 2025 semester.
- Every program had a team GPA of 3.25 or better last spring and nine squads (men's basketball, women's basketball, women's golf, women's tennis, men's cross country/track, women's cross country/track, women's soccer, rowing) had GPA's of 3.50 or better last spring.
- The men's basketball team was recognized with the BIG EAST's 2024-25 Team Academic Excellence Award for compiling the highest collective grade-point average in its sport.

All-Time College Sports Communicators Academic All-Americans

Rick Apke, 1977 & 1978
Steven Ashworth, 2025
Ty Blach, 2011
Megan Bober, 2012
Abby Bottomley, 2021
Dennis Bresnahan, 1970
Krystle Campa, 2003
Becca Changstrom, 2013
Tyler Clement, 2018
Sam Crowley, 2018
Zach Daeges, 2005 & 2006
Brody Deren, 2004
Ethan Finlay, 2011
Becky Flynn, 1995
Christine Fukumoto, 2005
Heidi Geier, 1998 & 1999
Emily Greisch, 2006
Bill Hahn, 1993
Jennie Hartjes, 2015
Shane Havens, 2003
Fabian Herbers, 2014 & 2015
Brian Holt, 2011
Vincent Keller, 2015
Brooks Kendall, 2018
Taryn Kloth, 2018
Sven Koenig, 2018
Harrison Lang, 2017
Dan Lawler, 1999, 2000 & 2001
Katherine Lemke, 2023
Michael Lindeman, 2003 & 2004
Christy Lunceford, 1997
Morgan Maly, 2024 & 2025
Nick Monkemeyer, 2019 & 2020
Tara Oltman, 2008, 2009 & 2010
Jace Peters, 2011
Alfie Pope, 2023
Jessica Powers, 1999
Connor Ramlo, 2019
Jamie Reiss, 2007
Ernie Rongish, 1973
Darin Ruf, 2009
Dave Schrage, 1983
Kiana Schmitt, 2023
Paul Silas, 1964
Norah Sis, 2024
Boston Small, 2023
Jean Tierney, 1983
Anthony Tolliver, 2007
Kendra Wait, 2022, 2023 & 2024
Carrie Welle, 1998
Matt Wieland, 2005
Jaali Winters, 2017 & 2018
Brittany Witt, 2019

Creighton's McDermott Center Features Academic Resource Center

Creighton opened the McDermott Center in 2014, a facility that has benefited studnet-athletes for the last decade. Located adjacent to D.J. Sokol Arena and the Wayne and Eileen Ryan Athletic Center, the McDermott Center is highlighted by the Wayne and Eileen Ryan Athletic Training Center, the Parker Family Academic Resource Center, the Doug McDermott Player Lounge and the Kyle Korver Courts inside D.J. Sokol Gymnasium, among many other features.

The Parker Family Academic Resource Center features private meeting and study rooms with access to tutors, a computer lab, wireless internet, couches, tables, chairs and many more resources to help Bluejay student-athletes make the most of their time.



Lisa Chipps
Sr. Associate Athletic Director for Academic Services/SWA

Meg Macy
Assistant Director of Academic Services

Haley Rusk
Senior Academic Coordinator

Outstanding Student-Athletes

Creighton prides itself on the quality education it provides for student-athletes. Those listed below were members of the Dean's List (3.5 GPA) in 2024-25. (*Earned Dean's List honors both semesters.)

Baseball
Nathan Anderson*
Matthew Aukerman*
Jimmy Burke
Dominic Cancellieri*
Teddy Deters
Dakota Duffalo*
Tate Gillen*
Joe Hauser*
Kyle Hess*
Eason Hurd*
Noah Klein*
Will MacLean*
Mason McCurdy*
Nate McHugh*
Eli Nissen*
Ben North
Robert O'Malley*
Nolan Sailors
Matt Scherrman*
Cuyler Zukowski

Men's Basketball
Steven Ashworth*
Ty Davis*
Jasen Green
Pop Isaacs
Ryan Kalkbrenner
Sami Osmani*
Shane Thomas
Josh Townley-Thomas*
Isaac Traudt*
Fedor Zugic*

Women's Basketball
Mallory Brake
Elizabeth Gentry*
Sydney Golladay*
Allison Heathcock*
Jayme Horan
Lauren Jensen*
Brooke Littrell*
Morgan Maly*
Molly Mogensen*
Kennedy Townsend*

Men's Cross Country/Track
Diego Barron
Sam Berlinghof*
Lucas Bossinger*
Marcos Gonzalez*
Cole Haith*
Ryan Hendrickson
Noah Jodon
Evan Kraus*
Gus Lampe*
Jacob Ludwick*
Jonathan Lukas*
Ryan Montera
Eli Moore*
Tommy Murray*
Logan Piper*
Dominic Ricci*
Henry Slagle*
Jack Sorensen*
Matt Tolman
Jake Ziebarth*

Women's Cross Country /Track
Kate Blaesing
Anna Bridges*
Saige Christen*
Madeline Lage*
Anika Nettekoven*
Abby Parker
Scarlett Pearlman*
Claire Pyne*
Molly Rogers*
Taylor Rorick*
Alaire Serell*
Katherine Soule*
Sophia Valentine*

Men's Golf
Jake Boor
Kolby Brown*
Cole Davis
Grant Feldman
Brock Kuhlman*
Owen Mackin*
Radley Mauney*
Owen Price*

Women's Golf
Abby Aeschleman*
Annie Dawson*
Julia Karmazin*
Katharine Marshall*
Karsen Morrison
Kinsley Smith*

Rowing
Lindsey Barcia*
Avery Boucher*
Nicole Bryan
Emma Buys*
Mary Callahan*
Chloe Carlson*
Emma Chipps*
Shayla Edwards*
Addison Egger
Jaimie Gale
Sophie Galioto*
Lucy Giunta
Emily Gleason*
McKenzie Glover*
Addison Gregoire*
Cathleen Guenther*
Emma Hancock*
Paige Harty*
Sarah Herzer*
Jocelyn Jennings*
Emma Johnson*
Ellie Kearin*
Laurel Kieffer*
Courtney Kobza*
Sarah Koons*
Rachel Malander*
Amelia Muhlbauer*
Emma O'Dwyer
Gabrielle Ohwovoriole*
Nina Ricci*
Claire Robertson*
Summer Ryan*
Carli Schulz
Cristiana Scillieri
Rhiannon Sloan
Allie Snodderly*
April Tanner
Mariana Vazquez
Ivy Williams*
Wendy Wilson*
Claire Winter*
Sofia Witmer*
Lillian Zeimetz
Isabelle Zuick

Men's Soccer
Fabian Alvarez
Pablo Andrade
Miguel Arilla*
Lucio Berron*
Ryan Brakke
Nick Cenek*
Gavrillo Civric
Aaron Deppe
Brian Edelman*
Ben Foulks*
Blake Gillingham
Sean Green
Matthew Hudson*
Brandon Keniston*
Owen Nelson*
Mark O'Neill*
Ali Ramadan
Omar Ramadan*
Etienne Ravelli
Ismael Reyes*
Landon Sloan*

Women's Soccer
Greta Betz
Caroline Blum*
Kelis Brown*
Carmen Carpenter*
Mallory Connealy
Stella Downing
Olivia Duray
Victoria Gillis
Anja Jestrovic
Alyssa Judkins
Lara Kazandjian
Clara Kulick*
Marissa LeVine*
Azumi Manriki*
Madelyn Merrick
Ariana Mondiri
Ella Offer*
Kendal Radke*
Abigail Santana*
Savanna Solomon*
Elliot Smith
Millie Thistleton*
Jessica Torres*
Andrine Westlie*
Allison Williams*

Softball
Avery Barnard
Ella Dalton*
Lynn Davis*
Annika Dugenske*
Mazie Flud
Kenzie Nakasawa
Brooklyn Patchen*
Erika Perez*
Hannah Poole*
Kenzie Schopfer*
Sydra Seville*
Elliot Smith*

Men's Tennis
Blake Eason*
Zachary Kuo*
Rockwell McKenzie*
Ethan Neil*
Kirtan Patel

Women's Tennis
Annika Elvestrom*
Elsa Jurrens*
Siri Kongara*
Valerie Negin*
Bianca Rademacher*
Philippa Roy*

Volleyball
Maddy Bilinovic*
Eloise Brandewie
Sydney Breissinger*
Audrey Clark
Ava Martin*
Katie Maser
Sky McCune*
Abbey Milner
Destiny Ndam-Simpson*
Ashlyn Paymal
Kiara Reinhardt*
Norah Sis*
Ava TeStrake*
Kendra Wait*
Sophia Wendlick
Emma Ziegler

2025-26 Creighton Men's Basketball Schedule

Day	Date	Opponent	Site	Time (CST)
Fri.	**Oct. 17**	**IOWA STATE (Exhibition) (NPM / GoCreighton.com)**	**CHI Health Center Omaha**	**7:30 p.m.**
Sat.	**Oct. 25**	**COLORADO STATE (Exhibition) (GoCreighton.com)**	**CHI Health Center Omaha**	**6 p.m.**
Wed.	**Nov. 5**	**SOUTH DAKOTA (Peacock)**	**CHI Health Center Omaha**	**7 p.m.**
Tue.	Nov. 11	at Gonzaga (ESPN)	Spokane, Wash.	9 p.m.
Fri.	**Nov. 14**	**MARYLAND EASTERN SHORE (Peacock)**	**CHI Health Center Omaha**	**7 p.m.**
Wed.	**Nov. 19**	**NORTH DAKOTA (ESPN+)**	**CHI Health Center Omaha**	**7 p.m.**
		Players Era Men's Championship		
Mon.	Nov. 24	vs. Baylor (truTV)	Las Vegas, Nev. (Michelob ULTRA Arena)	1 p.m.
Tue.	Nov. 25	vs. Iowa State (truTV)	Las Vegas, Nev. (Michelob ULTRA Arena)	1 p.m.
Wed/Thur.	Nov. 26/27	vs. TBD (TV TBD)	Las Vegas, Nev.	TBD
Tue.	**Dec. 2**	**NICHOLLS (truTV)**	**CHI Health Center Omaha**	**8 p.m.**
Sun.	Dec. 7	at Nebraska (FS1)	Lincoln, Neb.	4 p.m.
Sat.	**Dec. 13**	**KANSAS STATE (FOX)**	**CHI Health Center Omaha**	**2 p.m.**
Wed.	Dec. 17	at Xavier* (FS1)	Cincinnati, Ohio	5:30 p.m.
Sat.	**Dec. 20**	**MARQUETTE* (Peacock)**	**CHI Health Center Omaha**	**7:30 p.m.**
Mon.	**Dec. 22**	**UTAH TECH (ESPN+)**	**CHI Health Center Omaha**	**7 p.m.**
Tue.	**Dec. 30**	**BUTLER* (FS1)**	**CHI Health Center Omaha**	**8 p.m.**
Sun.	Jan. 4	at Seton Hall* (Peacock)	Newark, N.J.	11 a.m.
Wed.	Jan. 7	at Villanova* (Peacock)	Villanova, Pa. (Finneran Pavilion)	6:30 p.m.
Sat.	**Jan. 10**	**ST. JOHN'S* (FOX or FS1)**	**CHI Health Center Omaha**	**1 p.m.**
Tue.	**Jan. 13**	**GEORGETOWN* (Peacock)**	**CHI Health Center Omaha**	**8 p.m.**
Fri.	Jan. 16	at Providence* (FS1)	Providence, R.I.	5:30 p.m.
Wed.	**Jan. 21**	**XAVIER* (FS1)**	**CHI Health Center Omaha**	**6 p.m.**
Tue.	Jan. 27	at Marquette* (TNT and truTV)	Milwaukee, Wis.	8:30 p.m.
Sat.	**Jan. 31**	**CONNECTICUT* (FOX)**	**CHI Health Center Omaha**	**7 p.m.**
Wed.	Feb. 4	at Georgetown* (Peacock)	Washington, D.C.	6:30 p.m.
Sat.	**Feb. 7**	**SETON HALL* (Peacock)**	**CHI Health Center Omaha**	**5 p.m.**
Wed.	Feb. 11	at DePaul* (Peacock)	Chicago, Ill.	8 p.m.
Sat.	**Feb. 14**	**VILLANOVA* (FOX)**	**CHI Health Center Omaha**	**1:30 p.m.**
Wed.	Feb. 18	at Connecticut* (TNT)	Storrs, Conn.	6 p.m.
Sat.	Feb. 21	at St. John's* (FOX)	New York, N.Y. (Madison Square Garden)	11 a.m.
Wed.	**Feb. 25**	**DEPAUL* (Peacock)**	**CHI Health Center Omaha**	**8 p.m.**
Sat.	**Feb. 28**	**PROVIDENCE* (TNT and truTV)**	**CHI Health Center Omaha**	**4:30 p.m.**
Wed.	March 4	at Butler* (FS1)	Indianapolis, Ind.	5 p.m.
		BIG EAST Conference Tournament		
Wed.	March 11	First Round (Peacock)	New York City, N.Y.	3:00 / 5:30 / 8:00 p.m.
Thu.	March 12	Quarterfinals (Peacock first two games; FS1 last two games)	New York City, N.Y.	11:00 a.m. / 1:30 / 6:00 / 8:30 p.m.
Fri.	March 13	Semifinals (FOX first game, FS1 last game)	New York City, N.Y.	4:30 / 7 p.m.
Sat.	March 14	Championship (FOX)	New York City, N.Y.	5:30 p.m.

Players Era Men's Championship (Las Vegas, Nev.)
Home games in **BOLD CAPS**
Ticket Info: (402) 280-JAYS
Last updated October 17, 2025 but subject to change

#5 NIK GRAVES

6'2" | 190 | Guard | Senior
Durham, N.C. | Greensboro Day School | Charlotte

@Thenikgshow
@Coaches_dream
N/A

Personal

- Son of Michael and Nikki Graves.
- Has one sibling, McKenzie.
- Mother played basketball at Charlotte from 1996-99 and scored 1,183 career points for the 49ers.
- Marketing major with a minor in American studies.
- Chose Creighton because of the family atmosphere.
- Favorite meal is pasta.
- NIL deal he wants is with Chipotle.
- Favorite ice cream is cookie dough.
- Hobby is playing video games.
- Favorite candy is anything sour.

2024-25: Junior at Charlotte

- Started all 33 games as a junior at Charlotte, scoring in double-figures in 31 of them.
- Averaged a team-high 17.5 points per game, scoring at least 20 points on 12 occasions.
- Attempted a whopping 233 free throws, the 15th-highest total nationwide and second-most in the American Conference.
- Finished second in the American with 180 free throws made.
- Went to the line 10 or more times in nine different contests, including three games in a row from Dec. 22-25.
- Has attempted a free throw in 59 straight games, the nation's third-longest active streak entering 2025-26 behind Navy's Austin Benigni (66) and Gonzaga's Tyon Grant-Foster (60).
- Compiled his first career double-double with 23 points and 11 rebounds at Rice (Jan. 4).
- Dished 2.7 assists per game, including a career-high eight vs. Temple (Jan. 29).
- Scored a career-high 32 points against East Carolina (March 2).
- Sank a career-high five three-pointers against UTSA (March 9).
- Was perfect in 12 free throw attempts against Murray State, finishing with 31 points, eight rebounds, four assists and three steals while playing 48 minutes in a double-overtime win at the Diamond Head Classic (Dec. 24).
- Recorded multiple steals in eight games, including three in back-to-back games at the Diamond Head Classic vs. Hawai'i (Dec. 23) and Murray State (Dec. 24).
- Blocked a career-high two shots in Charlotte's season-finale against Florida Atlantic (March 13).
- Made at least one three-pointer in each of his final 15 games (Jan. 29-March 13) and 28-of-33 contests overall.

Nik Graves' Career Statistics (at Charlotte)

Year	GP-GS	Min.-Avg.	FGM-A	Pct.	3FGM-A	Pct.	FTM-A	Pct.	Off-Def	Total	Avg.	PF-D	Ast.	TO	Blk.	Stl.	Pts.	Avg.
2022-23	22-0	185-8.4	13-33	.394	6-17	.353	4-9	.444	1-11	12	0.5	23-0	18	10	0	10	36	1.6
2023-24	30-30	893-29.8	92-202	.455	23-70	.329	105-131	.802	15-77	92	3.1	77-1	85	33	4	30	312	10.4
2024-25	33-33	1129-34.2	168-403	.417	61-186	.328	180-233	.773	36-105	141	4.3	71-0	90	45	9	31	577	17.5
TOTALS	**85-63**	**2207-26.0**	**273-638**	**.428**	**90-273**	**.330**	**289-373**	**.775**	**52-193**	**245**	**2.9**	**171-1**	**193**	**88**	**13**	**71**	**925**	**10.9**

2023-24: Sophomore at Charlotte

• Started each of his 30 games, averaging 10.4 points per game.
• Scored 10 points or more in 19 games.
• Had 15 points and five rebounds on 5-of-5 shooting in his first career start vs. Maine (Nov. 6).
• Collected 10 points, four rebounds and added three assists in 20 minutes vs. No. 22 Duke (Dec. 9).
• Finished ninth in the AAC in free-throw percentage (80.2) and 15th in free throws made (105).
• Led Charlotte with 85 assists, averaging 2.8 per game.
• Helped Charlotte to a win over East Carolina with 11 points, eight rebounds and season-best seven assists (Feb. 3).
• Completed the 49ers' season sweep over the Pirates as he tied a season-high 20 points in their second meeting (March 9).
• Made 12-of-13 free throws, scoring 20 points vs. Tulsa (Jan. 10).

2022-23: Freshman at Charlotte

• Averaged 8.4 minutes per game in 22 appearances as a true freshman.
• Averaged 1.6 points per game, including a season-high eight at Monmouth (Dec. 17).
• His season-high in minutes was 22 against FIU (Feb. 2).
• Made collegiate debut on (Nov. 7) vs. Coppin State, making a three-pointer in his only shot attempt.
• Snared a season-high four rebounds vs. UTEP (Feb. 9).

Greensboro Day School / Durham Academy

• Spent his final two years at Greensboro Day School.
• Played his first two years at Durham Academy, appearing in 65 games.

#4 | JOSH DIX

6'6" | 205 | Guard | Senior
Council Bluffs, Iowa | Abraham Lincoln HS | Iowa

@Joshdix4
@J0shDix
@josh.dix4

Awards & Honors

2023-24 Academic All-Big Ten
2023-24 Best Defensive Player
2023-24 Honorable Mention All-Big Ten
2023-24 Kenny Arnold Hawkeye Spirit Award
2023-24 Team's Most Improved Award
2024-25 Academic All-Big Ten
2024-25 Dean's List
2024-25 NABC Honors Court

Personal

- Son of Nate and Kelly Dix.
- Has three younger siblings, Lydia, Joey and Grayson.
- A finance major.
- Nicknames are JD or Jelly.
- Chose Creighton because of the fans, coaches and teammates.
- Favorite meal is steak.
- NIL deal he wants is with Chipotle.
- Hobby is golf.
- Sporting event he wishes he could have witnessed was Game 7 of the 2016 NBA Finals.
- Historical site he'd like to see is the White House.
- One place in the world he'd like to visit is Japan.
- The story behind his number is that in high school he had to pick a number between 4 & 15.
- People he'd like to meet are LeBron James or Drake.
- Likes to fish.
- Favorite childhood board game was checkers.
- Best vacation he's been on is to Destin, Fla.

2024-25: Junior at Iowa

- Started 32 games, averaging 14.4 points, 3.2 rebounds and 2.8 assists.
- Shot 50.7 percent from the floor, which ranked seventh in the Big Ten and was tops among guards.
- Also converted 42.2 percent of his 154 attempts from three-point range.
- Ranked 13th in Big Ten in minutes (32:18) and three-pointers per game (2.03), 16th in field goals (180) and 19th in the league in scoring (14.4).
- Reached double-figures in 27 games, with six 20-point contests and 15 games of 15 points or more.
- Owned nine games with three or more three-pointers.
- Had 23 points on 8-of-10 shooting to go along with five assists and four rebounds against South Dakota (Nov. 12).
- Scored 10+ points in 12 straight games from Nov. 26-Jan. 17.
- Finished with 22 points on 9-of-16 shooting and grabbed six rebounds against Northwestern (Dec. 3).
- Made a catch-and-shoot three-pointer from 33 feet with 0.8 seconds remaining for his first career buzzer beater, a shot that was ESPN *SportsCenter's* No. 1 Play of the Day on Dec. 3.
- Scored career-high 31 points on 10-of-14 shooting, making a career-best seven three-pointers in win vs. Nebraska (Jan. 7). Also had seven assists, six rebounds and four steals against the Huskers, making him the first major conference player to finish with that stat line (or better) since LSU's Ben Simmons in 2015.
- Dished a career-high eight assists against Penn State (Jan. 24).
- Netted 27 points on 10-of-16 shooting against Purdue (Feb. 4) and scored 26 points on 11-of-17 shooting in the road win at Rutgers (Feb. 12).
- Reached double-figures in final eight games, including an 18-point, seven rebound, four assist game against Michigan State (March 6) and a 21-point outing against Illinois (March 13) in the Big Ten Tournament.

Josh Dix's Career Statistics (at Iowa)

Year	GP-GS	Min.-Avg.	FGM-A	Pct.	3FGM-A	Pct.	FTM-A	Pct.	Off-Def	Total	Avg.	PF-D	Ast.	TO	Blk.	Stl.	Pts.	Avg.
2022-23	31-0	284-9.2	21-52	.404	14-35	.400	6-9	.667	7-21	28	0.9	14-0	28	11	3	7	62	2.0
2023-24	34-20	830-24.4	117-212	.552	32-76	.421	37-43	.860	11-65	76	2.2	45-0	59	24	9	19	303	8.9
2024-25	32-32	1034-32.3	180-355	.507	65-154	.422	36-47	.766	9-93	102	3.2	41-0	89	27	15	29	461	14.4
TOTALS	**97-52**	**2148-22.1**	**318-619**	**.514**	**111-265**	**.419**	**79-99**	**.798**	**27-179**	**206**	**2.1**	**100-0**	**176**	**62**	**27**	**55**	**826**	**8.5**

2023-24: Sophomore at Iowa

• Honorable Mention All-Big Ten choice was also named Iowa's Most Improved Player and Best Defensive Player.
• Appeared in 34 games with 20 starts, averaging 8.9 points, 2.2 rebounds and 1.7 assists.
• Shot 55.2 percent from the floor, 42.1 percent from three-point range and 86 percent from the free throw line.
• Had 19 steals and a 2.5 assist-to-turnover ratio.
• Scored in double figures in 11 games.
• Finished with four 20-point contests, including three straight games from Feb. 24-March 2 when he averaged 21.3 points on 68.4 percent shooting (61.5 percent from three-point range).
• Made his first career start at Iowa State (Dec. 7).
• Drained a season-high five three-pointers vs. Nebraska (Jan. 12).
• Finished with 21 points, four rebounds and five assists at Minnesota (Jan. 15).
• Made 9-of-15 field goals en route to 20 points against Illinois (Feb. 24).
• Went 8-of-10 from the floor, scoring 20 points against Penn State (Feb. 27).
• Netted a season-high 24 points, making 9-of-13 field goals and four three-pointers at Northwestern (March 2).

2022-23: Freshman at Iowa

• Played in 31 games off the bench, totaling 62 points, 28 rebounds, 28 assists, seven steals and three blocks.
• Posted season-highs in scoring (10) and minutes played (31) in an overtime win over Michigan (Jan. 12).
• Dished out a season-best five assists in back-to-back games against Michigan (Jan. 12) and Maryland (Jan. 15).

Abraham Lincoln High School

• Three-year team captain, who surpassed 1,000 career points.
• Averaged 20 points, 7.8 rebounds and 5.8 assists per game prior to suffering season-ending injury in January of his senior year.
• Three-time First Team all-Missouri River Conference selection and City Player of the Year.
• Third team All-State as a sophomore and First Team All-State as a junior.
• Shot 50 percent or better from the field his first three seasons of prep basketball.
• Averaged a team-best 19.4 points, 7.2 rebounds and 4.3 assists as a junior, when he shot 54 percent from the field, 38 percent from three-point range and 73 percent from the foul line.
• Averaged 17.5 points and 5.1 rebounds as a sophomore after scoring 10.2 points per contest as a freshman.
• Three-time academic all-conference honoree.

#32 | OWEN FREEMAN

6'10" | 240 | Forward | Junior
Moline, Ill. | Moline HS | Iowa

@_owenfreeman
@_OwenFreeman
@_OwenFreeman

Awards & Honors

2023-24 Big Ten All-Freshman Team
2023-24 Big Ten Freshman of the Week, 11/13
2023-24 Big Ten Freshman of the Week, 11/20
2023-24 Big Ten Freshman of the Week, 12/4
2023-24 Big Ten Freshman of the Week, 12/18
2023-24 Big Ten Freshman of the Week, 1/8
2023-24 Big Ten Freshman of the Week, 1/15
2023-24 Big Ten Freshman of the Week, 1/29
2023-24 Big Ten Freshman of the Week, 2/12
2023-24 Big Ten Freshman of the Week, 2/19
2023-24 Big Ten Freshman of the Year (Media)
2023-24 Co-Big Ten Freshman of the Year (Coaches)
2023-24 Dean's List
2023-24 Honorable Mention All-Big Ten
2023-24 Iowa Newcomer of the Year
2023-24 Iowa Top Rebounder Award
2024-25 Academic All-Big Ten

Personal

• Son of Zach and Christina Freeman.
• His younger brother, Braden, is a freshman basketball player at Cal Poly.
• A communications major.
• Favorite meal is orange chicken.
• Says lasagna is what mom cooks best.
• NIL deal he wants is with Chick-fil-A.
• If not for basketball, says his occupation would being a zoologist.
• Biggest sports thrill he's participated in was winning a state championship in high school.
• Biggest sports thrill he's witnessed was Caitlin Clark's record-breaking three-pointer.
• Threw out the first pitch at a Chicago White Sox game on Aug. 23, 2025.
• First trophy was for soccer.

2024-25: Sophomore at Iowa

• Started the first 19 games of the season before missing the final 14 games after surgery on his finger.
• Reached double figures in all 19 games, averaging 16.7 points and 6.7 rebounds while shooting 63.8 percent (134-of-210).
• Shot 60 percent or better from field in 14 games.
• Had a team-high 35 blocks, which ranked 13th in Big Ten.
• Posted three double-doubles, had four 20-point games and 15 contests with 15 points or more.
• His 16.7 scoring average was fifth-best by a sophomore in Hawkeye history.
• Had the highest field goal percentage and seventh-most blocks ever among Iowa sophomores.
• Ranked third in Big Ten in field goal percentage and blocks, ninth in scoring and 13th in rebounding at the time of his injury.
• Finished with 21 points and 11 rebounds in a birthday win over Washington State (Nov. 15) in his hometown of Moline.
• Had 18 points, 11 boards and three blocks against Utah State (Nov. 22).
• Scored 22 points against New Orleans (Dec. 15).
• Had 16 points and a season-high 12 boards in win over Indiana (Jan. 11).
• Finished with a career-high 23 points on 11-of-14 shooting and six rebounds at USC (Jan. 14).
• Contributed 21 points on 10-of-14 shooting and eight rebounds against Minnesota (Jan. 21) and 16 points and nine rebounds vs. Penn State (Jan. 24).
• Had 14 points and eight rebounds in 23 minutes in his final game at Ohio State (Jan. 27).

2023-24: Freshman at Iowa

• Named Big Ten Freshman of the Year by the media and shared the honor awarded by the coaches.
• Iowa's first Big Ten Freshman of the Year since 1994 (Jess Settles).
• Nine-time Big Ten Freshman of the Week, the second-most honors in one year in league history (Jared Sullinger).

Owen Freeman's Career Statistics (at Iowa)

Year	GP-GS	Min.-Avg.	FGM-A	Pct.	3FGM-A	Pct.	FTM-A	Pct.	Off-Def	Total	Avg.	PF-D	Ast.	TO	Blk.	Stl.	Pts.	Avg.
2023-24	34-25	777-22.9	145-236	.614	0-4	.000	72-109	.661	81-144	225	6.6	92-2	41	39	61	32	362	10.6
2024-25	19-19	502-26.4	134-210	.638	5-16	.313	45-75	.600	39-89	128	6.7	51-1	24	34	35	12	318	16.7
TOTALS	**53-44**	**1279-24.1**	**279-446**	**.626**	**5-20**	**.250**	**117-184**	**.636**	**120-233**	**353**	**6.7**	**143-3**	**65**	**73**	**96**	**44**	**680**	**12.8**

• Played in all 34 games with 25 starts, averaging 10.6 points, 6.6 rebounds, 1.8 blocks, 1.2 assists and 0.9 steals in 22.9 minutes per game.
• Shot 61.4 percent (145-of-236) from the floor and 66.1 percent (72-of-109) from the free throw line.
• Had a team-best 38 dunks on the year.
• Scored in double figures 18 times with two 20-point games.
• Had five games with 10+ rebounds.
• Had 11 games with three or more blocks.
• Ranked fourth in the Big Ten in blocks (61), sixth in blocks per game (1.79) and 12th in rebounding (6.6).
• Was 43rd nationally in blocks per game, second-best among freshmen.
• Led Big Ten freshman in rebounds (225) and blocks (61), while ranking second in field goal percentage (.614) and steals (32) and third in scoring (362).
• Tied for the team lead with five double-doubles — tops among Big Ten freshmen and tied for the eighth-most among freshmen nationally. They were the most double-doubles by a Hawkeye freshman since 2010-11 and tied for the second-most in Iowa history.
• Had Iowa freshman records in total rebounds (225) and blocks (61) and also ranked second in field goal percentage (.614) and 10th in scoring (362).
• Scored 16 points on 6-of-8 shooting with five rebounds and five blocks (three in a matter of seconds on a single possession) against North Florida (Nov. 29). The block effort was the No. 4 play of the day on ESPN *SportsCenter's* Top 10 plays.
• Made his first career start against Michigan (Dec. 10).
• Scored a season-high 22 points and grabbed 10 rebounds against Nebraska (Jan. 12), making a career-high 11 field goals with six dunks.

• Recorded 17 points, a career-high 14 rebounds, four assists and four blocks in 20-point comeback win vs. Minnesota (Feb. 11).
• Finished with 20 points, 12 rebounds, six assists and four blocks in win over No. 20 Wisconsin (Feb. 17).
• One of eight players since 2010-11 to post at least 20-12-6-4 in a game and one of three freshmen from a major conference to post the stat line since 2000.

Moline High School

• Transferred from Bradley-Bourbonnais High School to Moline High School for his senior season.
• Earned *Associated Press* All-State and Western Big 6 honors.
• Averaged 18 points and nine rebounds per game.
• Helped Moline to an unbeaten run en route to a WB6 outright title and a state championship.

Bradley Bourbonnais High School

• Named the *Daily Journal* Player of the Year as a junior.
• As a junior, named Red Division Player of the Year, First Team All-State, all-area and all-Southwestern Suburban Conference.
• Is the Bradley Bourbonnais record holder in highest field goal percentage in a season (.682), established in 2022.
• Averaged a double-double as a junior with 18.5 points, 12 rebounds, five assists, and two blocks.
• Two-time team Most Valuable Player and team captain.
• Led Bradley-Bourbonnais to its first Red Division Conference championship.
• Single-game career highs: points (32), rebounds (20), blocked shots (6) and assists (9).
• No. 20 ranked power forward nationally according to *Rivals*.
• Also competed at Mid-Pro Academy with Harding — the top-ranked independent team in the country — going 20-0 in 17-under summer competition.
• National Honor Society inductee who earned High Honor Roll distinction as a sophomore and junior.

#0 | JASEN GREEN

6'8" | 235 | Forward | Junior
Omaha, Neb. | Millard North HS

@jasen.green
@JasenGreen44
N/A

Awards & Honors

2023-24	BIG EAST All-Academic Team
2024-25	BIG EAST All-Academic Team
2024-25	Dean's List
2024-25	NABC Honors Court

Personal

- Son of Robert and Casey Green.
- Has one sister, Jayna.
- A finance major.
- Nickname is J Green.
- Chose Creighton because of the coaching, play style, location and culture.
- Also recruited by Colorado, Iowa State and Stanford.
- NIL deal he wants is with Bose.
- Hobby is music production.
- Hidden talent is playing the piano.
- Go-to take-out order is Popeye's chicken sandwich.
- Favorite pizza topping is pepperoni.
- What he loves the most about the BIG EAST is the competition level.
- Biggest sports thrill he's participated in was the Elite Eight in 2023.
- Favorite snack is blueberries.
- The best advice he's ever received is don't change for other people.
- Is unbeatable at Smash Bros.
- Favorite class he's taken is Microeconomics.
- If he could go back in time, he'd invest in Bitcoin.

2024-25: Sophomore at Creighton

- Averaged 4.9 points and 3.2 rebounds while starting in 25-of-36 appearances.
- Creighton was 19-6 with Jasen in the starting line-up.
- Made first career start in season-opener against UTRGV (Nov. 6), becoming the first Omaha native to start a season-opener since Shereef Mitchell in 2019.
- Made his first three-pointer of the season on Nov. 13 vs. Houston Christian.
- Scored 12 points while playing 22 minutes in the win vs. UNLV (Dec. 7), making 5-of-5 shots from the field, including a pair of three-pointers.
- Secured five rebounds in road game against No. 7 Alabama (Dec. 14).
- Led CU with five rebounds at Georgetown (Dec. 18).
- Finished with eight points and six rebounds while compiling career-highs in assists (3) and minutes (35) vs. Villanova (Dec. 21).
- Made 3-of-3 shots from the field and scored seven points at DePaul (Jan. 21).
- Called game-saving timeout, then dished game-winning assist to Steven Ashworth in final 10 seconds at Villanova (Feb. 1).
- Scored nine points on 3-of-4 shooting vs. Connecticut (Feb. 11).
- Owned eight points, two blocks and seven rebounds in 33 minutes in a win vs. No. 11 Marquette (Feb. 8).
- Scored a then-career-high 14 points vs. Georgetown (Feb. 23).
- Poured in nine points at Seton Hall, making 3-of-4 shots and 2-of-2 three-pointers (March 4).
- Scored career-high 19 points in BIG EAST Tournament win against UConn, making his first seven shots and finishing 8-for-10 overall and tied his best with three assists (March 14).
- Finished with nine points, six rebounds and three steals in BIG EAST Tournament final at No. 6 St. John's (March 15).
- Hauled in season-high eight rebounds and added nine points in NCAA Tournament win vs. No. 10 Louisville, including a pair of dunks in the final minute (March 20).

2023-24: Redshirt Freshman at Creighton

- Missed CU's first four games because of a broken hand before making his debut on Nov. 22 against Loyola Chicago with three rebounds and two points in four minutes.
- Had four points and three rebounds in 10 minutes vs. Central Michigan (Dec. 9).
- Scored first two career BIG EAST baskets in first half at Providence (Feb. 7).

Jasen Green's Career Statistics

Year	GP-GS	Min.-Avg.	FGM-A	Pct.	3FGM-A	Pct.	FTM-A	Pct.	Off-Def	Total	Avg.	PF-D	Ast.	TO	Blk.	Stl.	Pts.	Avg.
2023-24	25-0	180-7.2	17-26	.654	2-7	.286	3-6	.500	23-20	43	1.7	9-0	7	8	1	1	39	1.6
2024-25	36-25	728-20.2	68-122	.557	12-45	.267	29-44	.659	39-77	116	3.2	31-1	37	33	16	12	177	4.9
TOTALS	**61-25**	**908-14.9**	**85-148**	**.574**	**14-52**	**.269**	**32-50**	**.640**	**62-97**	**159**	**2.6**	**40-1**	**44**	**41**	**17**	**13**	**216**	**3.5**

• Scored seven points in victory over Georgetown (Feb. 13).
• Had season-high eight points in 16 minutes of action in win against No. 1 Connecticut (Feb. 20), including his first two career three-pointers.
• Scored a pair of baskets in win over No. 5 Marquette (March 2).
• Had three rebounds in just five minutes at Villanova (March 9).
• Tripled previous high with nine rebounds to clinch trip to Sweet 16 in win vs. Oregon, including his first career dunk in double-overtime (March 23).
• Those nine rebounds are the second-most by a Creighton freshman in program history for an NCAA Tournament game.
• Had four points and six rebounds when he logged a season-high 19 minutes in Sweet 16 game vs. No. 6 Tennessee (March 29).

Summer 2023: Bahamas Tour

• Averaged 3.7 points and 1.7 rebounds in three games.
• In lone start, scored eight points vs. Club Obras.

2022-23: Redshirted at Creighton

• Practiced, but did not play for Creighton's Elite Eight squad while redshirting as a true freshman.
• Only action came in an exhibition win vs. Drury, when he had five rebounds, two points, two assists in 10 minutes (Oct. 30).

Millard North High School

• Named honorary captain of the *Omaha World-Herald* All-State Team as a senior, when he averaged 17.4 points and 10.1 rebounds as he set single-season program records with 284 rebounds and 118 blocked shots.
• Finished prep career with 1,333 points and Millard North record 733 rebounds.
• Named captain of the All-State Tournament Team after leading Millard North to a state title as a senior.
• Collected 13 points and nine rebounds in 2022 state title game win over Bellevue West.

• Ranked as No. 186 player in *247Sports* Composite rankings (No. 2 in Nebraska) and a three-star recruit.
• Named Second Team All-State as a junior when he averaged 12.3 points, 6.7 rebounds, 1.4 assists, 1.4 blocks and 1.3 steals per game on 63 percent shooting.
• Helped Millard North win the Class A title as a junior, scoring the first six points of overtime and 18 points overall in the championship game win vs. Bellevue West.
• Coached at Millard North by Tim Cannon.
• Also was an Honor Roll student in the classroom.
• Played on the Under Armour AAU circuit with Nebraska Supreme.

#13 | LIAM McCHESNEY

6'10" | 195 | Forward | Junior
Prince Rupert, Canada | Charles Hays Secondary | High Point

@liammcches
N/A
@liammchesney

Personal

- Son of Rick and Jacquie McChesney.
- Has two siblings, Justin and Sarah.
- A business major.
- Nicknames are Chez, Chezzers and LMac.
- Chose Creighton because the coaching staff is elite and he has a desire to win a national championship.
- Favorite meal is halibut tacos.
- Song he sings all the time is *Tennessee*.
- Favorite singer is Morgan Wallen.
- NIL deal he wants is Grady White.
- Favorite snack is chocolate milk.
- Hobby is fishing.
- Occupation (if not basketball) would be an entrepreneur.
- Biggest sports thrill he witnessed was making March Madness.
- Sporting event that he wishes he could have witnessed was Tom Brady beating the Falcons in the Super Bowl.
- If he could go back in time, he'd buy Bitcoin.
- One place in the universe he'd like to visit is the Moon.
- Sports hero is Brent Hayden.
- Favorite pro sports team is the Vancouver Canucks.
- Favorite pizza topping is pineapple.
- Go-to take-out order is Tim Horton's.
- Hidden talent is swimming.
- Favorite school tradition is the Pink Out game.
- Favorite rock band is AC/DC.
- First job as a kid was working a lemonade stand.

2024-25: Medical Redshirt at High Point

- Did not appear in any games with the Panthers.
- Team went 29-6, won both the Big South regular-season and tournament titles, and advanced to the NCAA Tournament.
- Current Creighton associate head coach Alan Huss was his head coach at High Point in 2023-24 and 2024-25.

2023-24: Medical Redshirt at High Point

- Did not appear in any games with the Panthers.
- Team went 27-9 and won the Big South regular-season crown with a 13-3 mark.

2022-23: Sophomore at Illinois State

- Appeared in 28 games with 19 starts.
- Averaged 6.5 points and 3.2 rebounds per game.
- Scored a career-high 25 points against Belmont (Dec. 4).
- Scored in double figures in four games.
- Brought down five or more rebounds in nine games, including a season-high eight against Belmont (Dec. 4).

2021-22: Redshirt Freshman at Illinois State

- Played in 32 games during the season with eight starts.
- Averaged 17.3 minutes per game, while scoring 4.5 points per game.
- Had 30 blocked shots while dishing out 14 assists and pulling down 100 rebounds.
- His 0.9 blocked shots per game ended the season as the seventh-highest total in the MVC during the season.
- Scored in double-figures six times, with a season-high 19 points at UNI (Jan. 29).
- Added 16 points at home against Valparaiso (Feb. 9).
- Pulled down a career-high 10 rebounds against the Beacons in the same game for his lone career double-double.
- Blocked four shots in his Redbird debut against UNCW (Nov. 9).

2020-21: Redshirt Freshman at Utah State

- Saw action in three of the first five games before suffering a season-ending leg injury.
- Recorded his first college basket against the College of Idaho (Dec. 8), finishing the game with two points and two rebounds.
- Was a teammate of former Bluejay Steven Ashworth.

2019-20: Redshirted at Utah State

- Spent his first season at Utah State as a redshirt.

Charles Hays Secondary

- Played volleyball and basketball all four years.
- Averaged 35 points and eight assists as a senior.
- Averaged 30 points, 14 rebounds and five assists as a junior.
- Won athlete of the year from 2016-2019.
- Awarded MVP at AA Provincials.
- Member of the U17 Canadian National Team as a junior.
- Member of the pool for the U17 Canadian National Team as a sophomore.
- Played travel with Basketball BC (2014-17) and Athelite (2018).

Liam McChesney's Career Statistics (at Utah State and Illinois State)

Year	GP-GS	Min.-Avg.	FGM-A	Pct.	3FGM-A	Pct.	FTM-A	Pct.	Off-Def	Total	Avg.	PF-D	Ast.	TO	Blk.	Stl.	Pts.	Avg.
2020-21 (USU)	3-0	10-3.3	1-4	.250	0-3	.000	0-0	---	1-2	3	1.0	0-0	0	0	0	1	2	0.7
2021-22 (ISU)	32-8	554-17.3	49-116	.422	15-49	.306	31-38	.816	34-66	100	3.1	60-3	14	25	30	4	144	4.5
2022-23 (ISU)	28-19	546-19.5	72-147	.490	21-61	.344	17-23	.739	28-61	89	3.2	70-1	22	38	26	9	182	6.5
TOTALS	**63-27**	**1110-17.6**	**122-267**	**.457**	**36-113**	**.319**	**48-61**	**.787**	**63-129**	**192**	**3.0**	**133-4**	**36**	**63**	**56**	**14**	**328**	**5.2**

#53 | JOSH TOWNLEY-THOMAS

6'10" | 225 | Forward | Junior
Omaha, Neb. | Creighton Prep | North Platte CC

@jtt_53
@jtownley11
@joshtownley32

Awards & Honors

2023-24	BIG EAST All-Academic Team
2023-24	Dean's List
2024-25	BIG EAST All-Academic Team
2024-25	Dean's List
2024-25	NABC Honors Court

Personal

- Son of Luke Thomas and Theresa Townley.
- Has one sister, Rebecca Townley.
- Nickname is JTT.
- An economics major.
- Favorite meal is tacos.
- Dream vacation destination is the Alps.
- Favorite ice cream flavor is mint chip.
- Best vacation he's been on was to Colorado.
- Dream car is a Rivian.
- Favorite band is Wu Tang Clan.
- NIL deal he wants is with Chipotle.
- Favorite type of music is hip hop.
- Event he would have like to have witnessed is the March on Washington.
- Historical site he'd like to see is the Pyramids in Egypt.
- One place in the universe he'd like to visit is Mars.
- Favorite professional sports team is the Denver Broncos.
- Occupation (if not basketball) would like to be a physicist.
- Favorite current athlete is Courtland Sutton.
- Hobby is running.
- Favorite saying is just do it.

2024-25: Sophomore at Creighton

- Played in 10 games as a reserve, contributing four points, two rebounds and a steal.
- Scored first career points on Jan. 21 at DePaul, also adding a rebound.
- Had two points and a rebound in final two minutes at Xavier (March 1).
- Named to NABC Honors Court.
- Wore No. 32 in 2024-25.

2023-24: Redshirted at Creighton

- Redshirted for Creighton in 2023-24, as he was allowed to practice and travel with the Sweet 16 squad, but did not play in any regular-season games.
- Had five points, four rebounds and a block in seven minutes of exhibition victory vs. Wayne State (Nov. 3).

Summer 2023: Bahamas Tour

- Averaged 2.0 points and 2.5 rebounds in two games.
- Grabbed four rebounds and scored one basket vs. Club Obras.

2022-23: Freshman at North Platte CC

- Appeared in 29 games at North Platte Community College in North Platte, Neb.
- Averaged 4.4 points and 5.2 rebounds in 16.9 minutes per game.
- Shot 52.7 percent from the field as well as 56.4 percent at the free throw line.
- Of his 150 overall rebounds, 56 of them came on the offensive end.
- Also swatted 25 shots and pilfered eight steals.
- Blocked three shots on Jan. 9 vs. Hastings College JV.
- Scored in double-figures five times, topped by his season-high 12 points in a 97-79 win over Western Nebraska CC on Feb. 21st.
- Grabbed double-figure rebounds in three straight contests from Dec. 9-Jan. 9, including a pair of 12-rebound games.
- His lone double-double came against Central Wyoming College, when he had 11 points and 12 rebounds in 20 minutes of action on Dec. 9.
- Team averaged 80.9 points per game and finished 13-16 overall.

Creighton Prep

- Helped the Junior Jays to the state semifinals as a senior in 2022.
- Played for coach Josh Luedtke.
- A late bloomer, he was cut from his high school basketball team twice.

Josh Townley-Thomas' Career Statistics

Year	GP-GS	Min.-Avg.	FGM-A	Pct.	3FGM-A	Pct.	FTM-A	Pct.	Off-Def	Total	Avg.	PF-D	Ast.	TO	Blk.	Stl.	Pts.	Avg.
2024-25	10-0	16-1.6	2-6	.333	0-2	.000	0-0	---	1-1	2	0.2	2-0	0	0	0	1	4	0.4
TOTALS	**10-0**	**16-1.6**	**2-6**	**.333**	**0-2**	**.000**	**0-0**	**---**	**1-1**	**2**	**0.2**	**2-0**	**0**	**0**	**0**	**1**	**4**	**0.4**

#41 | ISAAC TRAUDT

6'10" | 235 | Forward | Junior
Grand Island, Neb. | Grand Island Senior HS | Virginia

@isaactraudt
@ittraudt
N/A

Awards & Honors

2022-23	Atlantic Coast Conference Honor Roll
2023-24	BIG EAST All-Academic Team
2023-24	Dean's List
2024-25	BIG EAST All-Academic Team
2024-25	College Sports Communicators Academic All-District
2024-25	Dean's List
2024-25	NABC Honors Court
2024-25	True Blue Award (The Billy's)

Personal

- Son of Brandon and Christy Traudt.
- Has one sister, Tia, who is in her freshman volleyball season at UNLV.
- His mom, Christy, played volleyball at Nebraska-Kearney from 1995-97.
- Got engaged to Creighton Volleyball senior Sky McCune in May.
- A financial planning major.
- The biggest sports thrill he's participated in was the BIG EAST Championship at Madison Square Garden.
- Hobby is golf.
- Favorite band is the Zac Brown Band.
- NIL deal he wants is with Peter Millar.
- Chose Creighton because of the family atmosphere, elite coaches, great teammates and great culture.
- Dream car is a Chevy Duramax.
- Wears No. 41 because his dad wore it in high school.
- Sports hero is Scottie Scheffler.

2024-25: Sophomore at Creighton

- Averaged 4.6 points and 2.2 rebounds per game while making 38-of-99 (38.4 percent) of his three-point attempts.
- Also shot a near-perfect 16-of-17 at the line (94.1 percent).
- Shot 19-for-29 from the field, including 15-for-24 from three-point range, during the second half of BIG EAST home games.
- Had 11 points in 15 minutes in the season opener vs. UTRGV (Nov. 6).
- Started vs. FDU, finishing with five points, five rebounds and a career-high two blocks (Nov. 10).
- Finished with 13 points on 5-of-12 shooting in win vs. Kansas City (Nov. 16).
- Had eight points and six rebounds vs. Notre Dame, shooting 2-for-2 from both the three-point line and the free-throw line (Nov. 30).
- Scored a season-high 15 points on 5-of-7 shooting from deep vs. UNLV (Dec. 7), adding five rebounds.
- Made 3-of-4 three-point shots in 57-56 win vs. St. John's (Dec. 31).
- Made 4-of-4 three-pointers and scored 13 points -- all in a four-minute stretch -- vs. Providence (Jan. 14).
- Scored 11 points in 22 minutes off the bench in road win at No. 14 UConn (Jan. 18).
- Made 4-of-4 shots and scored 10 points vs. Seton Hall (Jan. 25).
- Owned 12 points on 5-of-7 shooting vs. Xavier (Jan. 29).
- Creighton is 25-7 is his career when he plays and makes a three-pointer, but 21-14 when he does not.
- Ranks second in CHI Health Center Omaha history in career three-point percentage (.475) among those with 25 or more makes.

2023-24: Redshirt Freshman at Creighton

- Creighton's first freshman since Ryan Sears in 1997-98 to make multiple three-pointers in each of the first three games of his first year.
- Made a three-pointer in each of his first seven games.
- Shot 19-for-37 from three-point range at home, the third-best single-season mark in CHI Health Center Omaha history.
- Made first career start on Nov. 22 vs. Loyola Chicago.
- Had 12 points and six rebounds vs. Florida A&M (Nov. 7) in his Bluejay debut.
- Had first two collegiate dunks at Nebraska (Dec. 3).
- Scored career-high 18 points in 12 minutes vs. Central Michigan (Dec. 9), making 6-of-7 shots from the floor with 5-for-6 accuracy from three-point range.

Isaac Traudt's Career Statistics

Year	GP-GS	Min.-Avg.	FGM-A	Pct.	3FGM-A	Pct.	FTM-A	Pct.	Off-Def	Total	Avg.	PF-D	Ast.	TO	Blk.	Stl.	Pts.	Avg.
2023-24	31-2	269-8.7	30-69	.435	24-57	.421	5-6	.833	15-23	38	1.2	16-0	11	4	1	2	89	2.9
2024-25	36-4	569-15.8	55-127	.433	38-99	.384	16-17	.941	20-58	78	2.2	32-0	16	10	2	6	164	4.6
TOTALS	**67-6**	**838-12.5**	**85-196**	**.434**	**62-156**	**.397**	**21-23**	**.913**	**35-81**	**116**	**1.7**	**48-0**	**27**	**14**	**3**	**8**	**253**	**3.8**

• Scored 11 points in less than seven minutes vs. Seton Hall (Feb. 28), as he made 3-of-3 three-pointers as well as both free throw tries.
• Made his NCAA Tournament debut and had a blocked shot vs. Akron (March 21).

Summer 2023: Bahamas Tour

• Averaged 5.3 points and 3.7 rebounds in three games, including one start.
• Had five points, six rebounds and three assists vs. Raw Talent Elite.
• Scored seven points in start vs. BC Kaunas Zalgiris.
• Closed tour with four points and four rebounds vs. Club Obras.

2022-23: Redshirted at Virginia

• Redshirted the 2022-23 season, but was allowed to practice for the Atlantic Coast Conference champion Cavaliers, who were 25-8 overall and finished 15-5 in conference action.
• Named to ACC Honor Roll.

Grand Island Senior High School

• Earned four letters at Grand Island Senior High School from 2019-22.
• Tallied 23.1 points and 8.3 rebounds per game as a senior in 2021-22.
• Named Nebraska Gatorade Player of the Year in 2022.
• Collected First Team All-State honors in 2021-22 from the *Lincoln Journal Star* and *Omaha World-Herald*.
• Averaged 25.3 points and 9.4 rebounds as a junior in 2020-21.
• Named First Team All-State by the *Omaha World-Herald* and *Lincoln Journal Star* his junior campaign.
• Earned All-Heartland Conference honors and also was a captain for the All-Heartland Super Basketball Squad.
• Averaged 16.7 points and 6.2 rebounds as a sophomore in 2019-20.
• Earned All-State Honorable Mention honors from both the *Lincoln Journal Star* and *Omaha World-Herald* as a sophomore, when he was named to the All-Heartland Super Basketball Squad.
• Member of the Honor Roll.

#7 | FEDOR ŽUGIĆ

6'6" | 215 | Guard | Junior
Podgorica, Montenegro | Gymnasium Slobodan Škerovic

@fedor_zugic
@44_fex
N/A

Awards & Honors

2024-25 BIG EAST All-Academic Team
2024-25 Dean's List

Personal

- Son of Luka and Dora Žugić.
- Has two siblings; Leda and Neva.
- Has not yet declared a major.
- Chose Creighton because it feels like home.
- Nickname is Zugi.
- Favorite current athlete is Luka Dončić.
- Sports hero is LeBron James.
- NIL deal he wants is with Nike.
- Historical site he'd like to see is the Great Wall of China.
- Biggest sports thrill he participated in was the Euroleague.
- Favorite candy is Skittles.
- One place in the world he'd like to visit is St. Lucia.
- Hobby is playing video games.
- Song he sings all the time is *Svemire Devito*.
- Occupation (if not basketball) is being an actor.
- Best vacation he's ever been on was to New York.
- Dream car is a Porsche 911.
- Most famous person he's met is Nikola Vucevic.
- Wears No. 7 because it's his lucky number.
- If he were a coach, he would emphasize discipline.

2024-25: Sophomore at Creighton

- Played in 22 games as a reserve and averaged 4.5 points and 1.6 rebounds per game.
- Also contributed 17 assists and five steals.
- Missed first 12 games of the season awaiting clearance from the NCAA Eligibility Center.
- Made collegiate debut with two rebounds in three minutes vs. Villanova (Dec. 21).
- Scored his first points for Creighton on Jan. 3 with a three-pointer at No. 8 Marquette.
- Recorded first career blocked shot at Butler (Jan. 11).
- Made 3-of-4 shots in eight minutes vs. Providence, finishing with six points, two rebounds and an assist (Jan. 14).
- Had eight points and two assists in 16 minutes at DePaul (Jan. 21).
- Scored nine points in 17 minutes vs. Seton Hall (Jan. 25).
- Threw down first dunk as a Bluejay inside Madison Square Garden against No. 9 St. John's (Feb. 16).
- Had nine points vs. DePaul (Feb. 26), adding two assists.
- Contributed nine points in victory vs. DePaul (Feb. 26).
- Scored six points in win at Seton Hall, including a four-point play (March 4).
- Continued late-season surge with eight points and three rebounds vs. Butler (March 8).
- Scored season-high 13 points in his BIG EAST Tournament debut vs. DePaul (March 13), making 5-of-6 shots from the field.
- In that win over DePaul, made a pair of three-pointers to start an 11-0 run to end regulation in eventual double-OT win.
- Had four points, two rebounds and an assist in NCAA Tournament debut vs. No. 10 Louisville (March 20).
- Finished the season with 10 points vs. No. 4 Auburn (March 22), making 2-of-2 three-point tries, 4-of-6 free throws and also dishing three assists.

Fedor Žugić's Career Statistics

Year	GP-GS	Min.-Avg.	FGM-A	Pct.	3FGM-A	Pct.	FTM-A	Pct.	Off-Def	Total	Avg.	PF-D	Ast.	TO	Blk.	Stl.	Pts.	Avg.
2024-25	22-0	260-11.8	30-62	.484	16-40	.400	24-33	.727	3-33	36	1.6	16-0	17	16	4	5	100	4.5
TOTALS	**22-0**	**260-11.8**	**30-62**	**.484**	**16-40**	**.400**	**24-33**	**.727**	**3-33**	**36**	**1.6**	**16-0**	**17**	**16**	**4**	**5**	**100**	**4.5**

Before Creighton

• Was a member of the Montenegro U20 team that won a bronze medal at the FIBA U20 European Championships in 2022, averaging 18.0 points, 3.1 rebounds and 3.0 assists per game to land a spot on the All-Tournament Team.

• Creighton's first player ever from Montenegro.

• Fluent in six languages (Bosnian, Croatian, Serbian, Montenegrin, German and English), and also knows some Spanish.

#9 | TY DAVIS

6'4" | 190 | Guard | Sophomore
Mountain Brook, Ala. | Mountain Brook HS

@tydfor3
@tydavis_3
N/A

Awards & Honors

2024-25 BIG EAST All-Academic Team
2024-25 Dean's List

Personal

- Son of Tyler and Ashley Davis.
- Has siblings Trey and Avery.
- Both parents played basketball at Samford.
- Nickname is TD.
- Favorite cereal is Frosted Flakes.
- NIL deal he wants is with Dick's Sporting Goods.
- Hobby is golf.
- Chose Creighton because he loved the coaching staff, the amazing culture, great play style and second-to-none community support.
- Favorite video game is NBA2K.
- Non-BIG EAST team he'd like to play is Oregon.
- Favorite ice cream flavor is birthday cake.
- Says his favorite March Madness memory is beating Louisville in Lexington.
- What he loves most about the BIG EAST is all the cool places and teams we get to travel to.
- Says he's unbeatable at ping pong.
- Person he'd like to meet is Stephen Curry.
- Hidden talent is juggling.
- Something surprising about him is that he's ambidextrous.

2024-25: Freshman at Creighton

- Played in 28 games as a true freshman, which included one start.
- Contributed 24 points, 24 rebounds 22 assists and four steals.
- Made his collegiate debut with five rebounds, two points and two assists and was +16 in 17 minutes vs. UTRGV (Nov. 6).
- Collected four rebounds and three assists vs. FDU (Nov. 10).
- Played 25 turnover-free minutes in first career start against San Diego State (Nov. 26).
- Made both shot attempts against Notre Dame (Nov. 30).
- Dished a pair of assists in win vs. UNLV (Dec. 7).
- Dealt two assists in his BIG EAST debut at Georgetown (Dec. 18).
- Owned two assists at DePaul (Jan. 21) while scoring his first point in BIG EAST play.
- Had three points, a rebound and an assist in eight key minutes off the bench at Villanova (Feb. 1).
- Distributed season-high four assists at Xavier (March 1).
- Scored all of his season-high seven points in the overtime sessions, including 5-of-6 clutch free throws, to guide Creighton to an 85-81 double-overtime victory in his BIG EAST Tournament debut vs. DePaul (March 13).

Mountain Brook High School

- A four-star recruit by *Rivals*, who had him as the nation's No. 63 recruit.
- As a senior, averaged 17.6 points, 5.2 assists and 4.1 rebounds per game while also adding 64 steals.
- Named to the Alabama Sports Writers Association Super All-State Team as a senior, as well as being All-South Metro Player of the Year.
- Scored more than 1,500 career points in high school for the Spartans.
- Named MVP of the North Team in the 2023 Alabama High School Athletic Association All-Star Game.
- Averaged 18.2 points, 6.0 assists and 4.6 rebounds per game as a junior, when he was a finalist for Class 6A Player of the Year and a First Team All-State choice.
- Helped lead Mountain Brook to three state championship games, winning one during his freshman season when he had 11 points.
- Also recruited by Oregon, Northwestern, Alabama, Virginia Tech, Tennessee, Ole Miss, Iowa and Vanderbilt.
- Coached by his dad in high school.

Ty Davis' Career Statistics

Year	GP-GS	Min.-Avg.	FGM-A	Pct.	3FGM-A	Pct.	FTM-A	Pct.	Off-Def	Total	Avg.	PF-D	Ast.	TO	Blk.	Stl.	Pts.	Avg.
2024-25	28-1	198-7.1	7-19	.368	0-6	.000	10-17	.588	1-23	24	0.9	20-0	22	16	0	4	24	0.9
TOTALS	**28-1**	**198-7.1**	**7-19**	**.368**	**0-6**	**.000**	**10-17**	**.588**	**1-23**	**24**	**0.9**	**20-0**	**22**	**16**	**0**	**4**	**24**	**0.9**

#2 | BLAKE HARPER

6'7" | 220 | Guard | Sophomore
Washington, D.C. | Gonzaga College HS | Howard

@_bharp
@bharp__
@_bharp

Awards & Honors

2024-25	All-Mid-Eastern Athletic Conference First Team
2024-25	HBCU National Player of the Week 1/6
2024-25	MEAC All-Rookie Team
2024-25	MEAC Player of the Week, 1/6
2024-25	MEAC Player of the Week, 2/5
2024-25	MEAC Player of the Week, 2/24
2024-25	MEAC Player of the Year
2024-25	MEAC Rookie of the Week, 11/12
2024-25	MEAC Rookie of the Week, 11/18
2024-25	MEAC Rookie of the Week, 11/26
2024-25	MEAC Rookie of the Week, 12/2
2024-25	MEAC Rookie of the Week, 12/9
2024-25	MEAC Rookie of the Week, 12/16
2024-25	MEAC Rookie of the Week, 12/23
2024-25	MEAC Rookie of the Week, 12/30
2024-25	MEAC Rookie of the Week, 1/6
2024-25	MEAC Rookie of the Week, 1/13
2024-25	MEAC Rookie of the Week, 1/21
2024-25	MEAC Rookie of the Week, 1/27
2024-25	MEAC Rookie of the Week, 2/5
2024-25	MEAC Rookie of the Week, 2/10
2024-25	MEAC Rookie of the Week, 2/17
2024-25	MEAC Rookie of the Week, 2/24
2024-25	MEAC Rookie of the Week, 3/3
2024-25	MEAC Rookie of the Week, 3/10
2024-25	MEAC Rookie of the Year

Personal

- Son of Byron Harper.
- Is an only child.
- Favorite meal is cajun seafood boil.
- Hobby is golfing.
- Nickname is BHarp or Chubbz.
- Believes the GOAT is Kobe Bryant.
- Thinks Michael Rainey Jr. would play him in a movie.
- Person he'd like to meet is Jayson Tatum.

2024-25: Freshman at Howard

- First player in the 54-year history of the Mid-Eastern Athletic Conference to be named Player of the Year and Rookie of the Year in the same season.
- One of two freshmen in the country to be named Conference Player of the Year, along with Duke's Cooper Flagg.
- Was named MEAC Rookie of the Week all 18 weeks of the season, smashing the league's single-season record formerly held by R.J. Cole.
- Also a three-time MEAC Player of the Week.
- Recognized with a spot on the All-MEAC First Team and MEAC All-Rookie Team.
- Averaged 19.5 points, 6.2 rebounds and 3.4 assists, while starting all 32 games for the Bison.
- Shot 40.4 percent from three-point range and 82.5 percent at the line.
- Ranked fourth nationally with 221 free throws made and third with 268 free throw attempts. Both figures were second-most by any freshman since 2018-19.
- Scored in double-figures each of his final 27 contests and 30 times overall.
- Finished with 16 points in his college debut against top-ranked Kansas inside Allen Fieldhouse (Nov. 4).
- Contributed 69 points in two meetings against Hampton, scoring 34 points on Dec. 28 before pouring in a career-high 35 in the rematch on Feb. 1.
- In Feb. 1 win over Hampton, he made 20-of-22 free throws, one of 13 games that saw him attempt 10 or more foul shots.
- Turned in a triple-double with 30 points, 13 rebounds and 10 assists against Virginia-Lynchburg (Dec. 11), becoming the nation's first freshman with 10 field goals in a triple-double since 2012.
- Scored at least 30 points five times, two more times than any other freshman (including NBA Lottery picks Ace Bailey, Dylan Harper and Tre Johnson) and more than any other freshman in the last five seasons.

Gonzaga College High School

- Graduated with Third Honors.
- Was a McDonald's All-American Game nominee and WCAC Honorable Mention.

Blake Harper's Career Statistics (at Howard)

Year	GP-GS	Min.-Avg.	FGM-A	Pct.	3FGM-A	Pct.	FTM-A	Pct.	Off-Def	Total	Avg.	PF-D	Ast.	TO	Blk.	Stl.	Pts.	Avg.
2024-25	32-32	1104-34.5	182-407	.447	40-99	.404	221-268	.825	32-165	197	6.2	99-5	110	86	1	31	625	19.5
TOTALS	**32-32**	**1104-34.5**	**182-407**	**.447**	**40-99**	**.404**	**221-268**	**.825**	**32-165**	**197**	**6.2**	**99-5**	**110**	**86**	**1**	**31**	**625**	**19.5**

#23 | JACKSON McANDREW

6'10" | 225 | Forward | Sophomore
Wayzata, Minn. | Wayzata HS

@jackson.mcandrew
@jacksonmcandrew
N/A

Awards & Honors

2024-25	BIG EAST All-Academic Team
2024-25	BIG EAST All-Freshman Team
2024-25	BIG EAST Freshman of the Week, 3/9
2024-25	Creighton Male Rookie of the Year (The Billy's)

Personal

- Son of Steve and Jenny McAndrew.
- Has one brother, Jordan.
- Father Steve played for then-assistant Greg McDermott at North Dakota from 1990-94.
- A business major.
- Favorite professional sports team is the Minnesota Timberwolves.
- Chose Creighton because of the coaches, culture and play style.
- Favorite meals are steak and seafood.
- Hobby is golf.
- Favorite saying is Trust God.
- Story behind his uniform number is that his brother wore it first.
- Favorite current athletes are Kevin Durant, Jayson Tatum and Anthony Edwards.
- Lists favorite actor as Adam Sandler.
- Believes the GOAT is LeBron James.
- First job as a kid was mowing lawns.
- Mom's advice is if you can be anything, be kind.
- Lesson from his dad is to work hard and control what you can control.
- Is unbeatable at The Wii.

2024-25: Freshman at Creighton

- Started 31-of-36 games and averaged 7.8 points and 4.4 rebounds per game.
- Ranked 10th in the BIG EAST in three-pointers made and 13th in three-pointers per game.
- Creighton's first player named to the BIG EAST's All-Freshman Team since 2021-22.
- His 69 three-pointers made were the most by a freshman in Creighton history.
- Named BIG EAST Freshman of the Week on March 9.
- Only freshman in BIG EAST history to make a three-pointer in 19 or more conference games in the same season.
- Owns Creighton's two longest freshman streaks for consecutive games with a three-pointer in BIG EAST play with streaks of 10 and 9.
- Scored 13 points in 15 minutes vs. FDU, when he made 4-of-8 shots (Nov. 10).
- Had 15 points and seven rebounds in just 16 minutes vs. Kansas City, making 4-of-5 shots.
- Had 12 points and 14 rebounds in first career start vs. San Diego State (Nov. 26).
- First Bluejay freshman with a points/rebounds double-double in first career start since at least 1987-88.
- His 14 rebounds were the Creighton's most by a freshman since Doug McDermott (16) in 2011.
- Scored 16 points against No. 20 Texas A&M (Nov. 27), including a go-ahead three-pointer with 57.0 seconds left.
- Contributed 16 points at No. 7 Alabama, as he made 5-of-8 three-point shots (Dec. 14).
- Scored 13 points and grabbed three steals in BIG EAST debut at Georgetown (Dec. 18).
- Had 13 points and six rebounds vs. Villanova (Dec. 21), becoming CU's first true freshman to score 13+ points in his first two league games since 1987.
- Made 5-of-8 three-pointers while scoring a season-high 17 points at Seton Hall (March 4).
- Wrapped up regular-season with 14 points on 5-of-7 shooting vs. Butler (March 8), also snaring six rebounds.
- Owned 14 points in BIG EAST Tournament final vs. No. 6 St. Johns (March 15), CU's most in a final by a freshman since Dane Watts (14) in 2005.
- Scored 11 points, all before halftime, in NCAA Tournament debut vs. No. 10 Louisville (March 20) as CU opened up a 20-point lead.
- Made four three-pointers in first half of NCAA Tournament Second Round game vs. No. 4 Auburn (March 22).

Wayzata High School

- Recognized as a top-50 recruit by *On3* (28), *ESPN* (38), *247Sports* (39) and *Rivals* (46), to make him Creighton's most highly-regarded prep recruit under Greg McDermott.
- Named Minnesota's Mr. Basketball and Minnesota's Gatorade Player of the Year, as well as the *Minnesota Star Tribune* Metro Player of the Year as a senior after averaging 23.7 points and 10.1 rebounds per game.
- Made 52 percent of his shots from the floor and 80 percent at the line as a senior.
- Helped the Trojans to a 29-2 record, scoring a career-high 40 points vs. Hopkins in the Class 4A Section 6 championship game.
- Won four conference championships, four sectional championships and played in four state title games.
- Won a state title as a freshman and junior.
- Averaged 17 points and eight rebounds per game as a junior, with 25 points and nine boards in an overtime win in the state title game.
- Played for Howard Pulley 17U on the Nike EYBL circuit, averaging 16.8 points and 6.1 rebounds per game in the summer of 2023.

Jackson McAndrew's Career Statistics

Year	GP-GS	Min.-Avg.	FGM-A	Pct.	3FGM-A	Pct.	FTM-A	Pct.	Off-Def	Total	Avg.	PF-D	Ast.	TO	Blk.	Stl.	Pts.	Avg.
2024-25	36-31	792-22.0	96-243	.395	69-195	.354	21-32	.656	40-120	160	4.4	48-0	16	24	5	15	282	7.8
TOTALS	**36-31**	**792-22.0**	**96-243**	**.395**	**69-195**	**.354**	**21-32**	**.656**	**40-120**	**160**	**4.4**	**48-0**	**16**	**24**	**5**	**15**	**282**	**7.8**

#1 | AUSTIN SWARTZ

6'4" | 205 | Guard | Sophomore
Concord, N.C. | Cannon School | Miami (Fla.)

@austin._05
@austin_swartz23
@Austinswartz_0

Personal

- Son of Paul and Tracey Swartz.
- Has one brother, Josh.
- A communication major.
- Favorite meal is the spicy chicken sandwich from Chick-fil-A.
- Chose Creighton because of the amazing track record they have and because Coach Mac is one of the best coaches in the country.
- Hobby is playing video games.
- Favorite cereal is Cinnamon Toast Crunch.
- One place he'd like to visit is Indonesia.
- If he were a coach, he would emphasize that everything is earned, not given.
- Favorite snack is kiwi.
- Best vacation he's ever been on was to Punta Cana in the Dominican Republic.
- Dream car is a Lamborghini.
- Favorite current athlete, LeBron James, plays for his favorite professional team, the Los Angeles Lakers.
- Claims to be unbeatable at Madden.
- Favorite superhero is Superman.
- Best advice he's ever received is don't compare yourself to other people, you're on your own journey.
- Non-BIG EAST team he'd like to play is Alabama.
- If he could play one-on-one against anyone, he'd choose Michael Jordan.
- Favorite video game is 2K.
- If he could live anywhere, he'd choose Miami.
- Dream vacation destination is Hawaii.
- First car was a 2011 Nissan Altima.
- Sporting event he wishes that he could have witnessed was LeBron James playing in Miami.

2024-25: Freshman at Miami (Fla.)

- Appeared in 29 games for the Hurricanes, starting seven.
- Averaged 5.9 points and 1.0 rebound per contest.
- Tallied five double-digit scoring games as a freshman, including back-to-back games with 12 points against Wake Forest (Jan. 11) and 11 points against No. 3 Duke (Jan. 14).
- Made his first career start with seven points in 21 minutes vs. Arkansas (Dec. 3).
- Notched season-highs with 15 points and two blocked shots against Charleston Southern (Nov. 30).
- Added 14 points at Georgia Tech in his penultimate game of the season (March 4).
- Scored eight points in 21 minutes against top-ranked Tennessee (Dec. 10).
- Contributed nine points off the bench vs. North Carolina (March 1).
- Hauled in a season-best six rebounds against NC State (March 8).
- Dished three assists against both Coppin State (Nov. 17) and NC State (March 8).

Cannon School

- Was ranked No. 50 overall, the No. 8 shooting guard and the No. 5 player in North Carolina per *247Sports*' composite rankings.
- Averaged 26.0 points, 6.0 assists and 5.0 rebounds per game as a senior.
- Named NCISAA All-State honoree and CISAA Conference Player of the Year.
- Tabbed to 2024 All-*Charlotte Observer* First Team.
- Helped Cannon School to the CISAA conference championship in 2022-23.
- Averaged 23.0 points and 7.0 assists per game as a junior.
- He ranked third among all players in scoring on 2023 Nike EYBL circuit, when he averaged 21.0 points per game.

Austin Swartz's Career Statistics [at Miami (Fla.)]

Year	GP-GS	Min.-Avg.	FGM-A	Pct.	3FGM-A	Pct.	FTM-A	Pct.	Off-Def	Total	Avg.	PF-D	Ast.	TO	Blk.	Stl.	Pts.	Avg.
2024-25	29-7	539-18.6	61-162	.377	34-112	.304	14-16	.875	3-27	30	1.0	35-0	25	20	6	18	170	5.9
TOTALS	**29-7**	**539-18.6**	**61-162**	**.377**	**34-112**	**.304**	**14-16**	**.875**	**3-27**	**30**	**1.0**	**35-0**	**25**	**20**	**6**	**18**	**170**	**5.9**

#12 | SHANE THOMAS

6'3" | 195 | Guard | Sophomore
Las Vegas, Nev. | Red Rock Academy

@shane_.t3
@shane_t3
@shane_t3

Awards & Honors

2023-24	BIG EAST All-Academic Team
2023-24	Dean's List
2024-25	BIG EAST All-Academic Team
2024-25	Dean's List

Personal

• Son of Derek and Julie Thomas.
• Has three sisters, Bailey, Samantha and Jade. Each played hoops collegiately, Samantha at Arizona, Bailey and Jade at UNLV. Each were also named to the *Las Vegas Sun* Super Seven.
• Dad was head men's basketball coach at Western Illinois from 2003-08.
• Grandson of NFL Hall of Fame defensive back Emmitt Thomas.
• A marketing major.
• Chose Creighton because of the academics and basketball culture.
• Favorite type of music is rap.
• Occupation (if not basketball) is football.
• Biggest sports thrill he's participated in was Creighton's win over Kansas in 2024.
• Favorite ice cream is cookie dough.
• Person he'd like to meet is Patrick Mahomes.
• Favorite childhood board game was Sorry.
• The story behind is uniform number is that his favorite number is 3, and 1+2 = 3.
• Historical site he'd like to see is Mount Rushmore.
• Would like to visit Bora Bora.

2024-25: Redshirt Freshman at Creighton

• Was surprised with a letter informing him he'd earned a scholarship for the Spring 2025 semester when opening presents on Christmas Day (Dec. 25).
• Shot 55.6 percent from the field, making 5-of-9 shot attempts.
• Threw down Creighton's first dunk of the year in his collegiate debut vs. UTRGV (Nov. 6).
• Snared four rebounds in nine minutes vs. FDU (Nov. 10).
• Scored four points against Houston Christian (Nov. 13).
• Played key minutes down the stretch in win vs. Notre Dame, finishing with two points, one rebound and one assist in 10 minutes (Nov. 30).
• Played a season-high 15 minutes at Georgetown (Dec. 18).
• Grabbed three rebounds and had one assist at DePaul (Jan. 21).
• Registered first career blocked shot vs. Seton Hall (Jan. 25).
• Made his NCAA Tournament debut late in the first half of win over No. 10 Louisville (March 20).
• Owned a team-best 43-inch max vertical.
• Repeated his spots on the Creighton Dean's List, as well as the BIG EAST's All-Academic Team.

2023-24: Redshirted at Creighton

• Redshirted for Creighton in 2023-24, as he was allowed to practice and travel with the Sweet 16 squad, but did not play in any regular-season games.
• Named to the Dean's List at Creighton and BIG EAST All-Academic Team.

Summer 2023: Bahamas Tour

• Dished six assists, scored two points and had a steal in three games in the Bahamas.
• Owned four assists in seven minutes vs. Raw Talent Elite.
• Collected a pair of assists in five minutes in Bahamas finale vs. Club Obras.

Red Rock Academy

• Was a teammate of former Bluejay Sterling Knox at Red Rock Academy, which is located in Las Vegas, Nev.

Durango High School

• Attended Durango High School in Las Vegas for two years prior to Red Rock Academy.
• Named Team's Defensive Player of the Year.
• Selected to the *Las Vegas Sun* Super Seven.
• Earned Academic All-State acclaim.

Centennial High School

• Also attended Centennial High School for two years.

Shane Thomas' Career Statistics

Year	GP-GS	Min.-Avg.	FGM-A	Pct.	3FGM-A	Pct.	FTM-A	Pct.	Off-Def	Total	Avg.	PF-D	Ast.	TO	Blk.	Stl.	Pts.	Avg.
2024-25	24-0	98-4.1	5-9	.556	0-1	.000	0-1	.000	2-8	10	0.4	9-0	4	5	1	0	10	0.4
TOTALS	**24-0**	**98-4.1**	**5-9**	**.556**	**0-1**	**.000**	**0-1**	**.000**	**2-8**	**10**	**0.4**	**9-0**	**4**	**5**	**1**	**0**	**10**	**0.4**

#27 | ALEKSA DIMITRIJEVIĆ

7'0" | 220 | Center | Freshman
Belgrade, Serbia | Dositej HS

@_dimitrijevic_27
@DimitrijevicA27
N/A

Before Creighton

• A member of the Serbian U18/19 National Team.
• Helped the U18 squad to a silver medal last summer at the FIBA U18 EuroBasket competition.
• Averaged 10.4 points and 7.1 rebounds in that event, making 61.1 percent of his 36 two-point field goal attempts and converted 67.6 percent of his 34 foul shot tries.
• Dimitrijević also had 19 blocks and seven steals in seven games, which included six victories.
• Played in Euroleague ANGT (March 2024) and averaged 14.3 points, 7.0 rebounds and 2.0 blocked shots per game.
• During the 2024-25 season he was a member of KK Partizan in his hometown of Belgrade, Serbia.
• Picked Creighton after also taking visits to Michigan and Illinois.
• Wears No. 27 because of the connection between him and his mom.

Personal

• Son of Ivan and Marija, he also has a step-dad Boban.
• Has siblings Ognjen, Kasija and Zoran.
• Has not yet declared a major.
• Chose Creighton because it felt like home, like family, and he thought it was the best place for his development.
• Favorite meals are steak and pasta.
• What mom cooks best is Serbian food.
• NIL deals he wants are with All-American Burger, Nike, Clio and J. Gilbert's.
• Favorite type of music is Serbian music.
• His hobbies include movies and video games.
• Biggest sports thrill he's participated in was the World Championship.
• Historical structure he'd like to see is the Great Wall of China.
• Sports hero is Cristiano Ronaldo.
• Favorite saying is there's no success without failure.

#10 | HUDSON GREER

6'7" | 215 | Guard | Freshman
Lakeway, Texas | Montverde Academy (Fla.)

@HudGreer
@HudsonGreer1
@HudGreer

Montverde Academy (Fla.)

• Regarded as the No. 47 recruit in the nation per *247Sports'* composite rankings, including No. 41 (*ESPN*), No. 46 (*On3*) and No. 58 (*247Sports*).

Lake Travis High School

• As a junior, averaged 22.4 points, 7.4 rebounds and 2.0 steals per game.
• Had 11 games with 30 points and scored more than 1,500 career points in three years with Lake Travis.
• Was one of a dozen nominees for the Austin Area High School Sports Awards for Boys Basketball Player of the Year.
• Averaged 24.1 points and 6.3 rebounds per game on 55 percent shooting as a sophomore.
• Hudson contributed 11.5 points and 4.3 rebounds per game as a freshman.
• Averaged 13.5 points, 3.9 rebounds and 2.0 assists on the Nike EYBL circuit in the summer of 2024.

Personal

• Son of Joshua and Nicole Greer.
• Has one sibling, Halle.
• A business major.
• Was also recruited by Kansas, Alabama and Texas.
• Favorite ice cream flavor is vanilla.
• NIL deal he wants is with Nike.
• Favorite meal is fettuccine alfredo.
• Nickname is Hus.
• Hobby is fishing.
• Favorite visiting BIG EAST arena to play in is Madison Square Garden.
• Mom's advice is to be kind.
• Favorite rock band is the Beatles.
• Believes the GOAT is LeBron James.
• Favorite superhero is Batman.
• Person he'd like to meet is Shaquille O'Neal.
• Favorite comedian is Kevin Hart.
• One place he'd like to visit is Japan.
• Favorite book is *Harry Potter*.
• Historical event he would like to have witnessed was MLK's speech.

#17 | KEREM KONAN

6'9" | 235 | Forward | Sophomore
Denizli, Türkiye | Doga College

@kerem.kuthan
N/A
@keremkuthankonan0

Before Creighton

• Gained a wealth of international experience prior to arriving at Creighton, having played in the FIBA U18 European Challengers (2021), FIBA U18 European Championship (2022), FIBA U19 Basketball World Cup (2023), FIBA U20 European Championship (2023) and FIBA U20 EuroBasket (2024).
• Türkiye won the silver medal at the 2022 U18 European Championships and the bronze at the 2023 U19 Basketball World Cup.
• In those five tournaments, he averaged 5.0 points and 3.0 rebounds.
• Contributed six points and four rebounds in a win over a United States team that included Dylan Harper and Tre Johnson at the FIBA U19 Basketball World Cup.

Personal

• Son of Uğur and Duduşen Konan.
• Has siblings Ayşenaz and Kemal Konan.
• A business commerce major.
• Favorite ice cream is caramel.
• What mom cooks best is meatballs.
• If he could go back in time, he'd see the first moon landing in 1969.
• One place he'd like to visit is Japan.
• Favorite current athlete is Ronaldo.
• If he were a coach, he'd emphasize always giving 100 percent effort.
• Most famous person he's met is Berkcan Güven.
• Person he'd like to meet is Elon Musk.
• Favorite professional sports team is Liverpool.
• Dream car is a Urus.
• Favorite superhero is Thor.
• Best advice he's ever received is never give up.
• Dream date is Dua Lipa.
• Go-to takeout order is Starbucks.
• Best birthday gift ever was a bicycle he received when he was 10.
• Favorite video game is Call of Duty.
• Hidden talent is cooking.

2025-26 Creighton Bluejays

Standing (l-r): Geoffrey Groselle, John McKew, Alan Huss, Mike Nesbitt, Blake Harper, Isaac Traudt, Jackson McAndrew, Owen Freeman, Aleksa Dimitrijevic, Kerem Konan, Liam McChesney, Josh Townley-Thomas, Jasen Green, Trey Zeigler, Mitch Ballock, Steve Merfeld, Jeremy Anderson, Justin Carter, Julien Berry.

Sitting (l-r): Len Gordy, Malik Garner, Ben McNair, Hudson Greer, Austin Swartz, Shane Thomas, Ty Davis, Greg McDermott, Nik Graves, Josh Dix, Fedor Zugic, Jeff Vanderloo, Derek Kellogg.

Career Game-By-Game Stats

#0 Jasen Green • Jr. • Forward

#0 Jasen Green's 2023-24 Game-by-Game Stats

Opponent	Min	FG	Pct	3FG	Pct	FT	Pct	O-D-R	A	T	B	S	Pts.
FLORIDA A&M		Did		Not		Play	--		Injured				
NORTH DAKOTA STATE		Did		Not		Play	--		Injured				
IOWA		Did		Not		Play	--		Injured				
TEXAS SOUTHERN		Did		Not		Play	--		Injured				
Loyola (Chicago)	4	1-1	1.000	0-0	---	0-1	.000	2-1-3	1	0	0	0	2
Colorado State	8	0-0	---	0-0	---	0-0	---	0-1-1	0	1	0	1	0
Oklahoma State	2	0-0	---	0-0	---	0-0	---	0-0-0	0	0	0	0	0
Nebraska	3	0-0	---	0-0	---	0-0	---	1-0-1	0	0	0	0	0
CENTRAL MICHIGAN	10	2-2	1.000	0-0	---	0-0	---	1-2-3	0	1	0	0	4
UNLV	1	0-0	---	0-0	---	0-0	---	0-0-0	0	0	0	0	0
ALABAMA	1	1-1	1.000	0-0	---	0-0	---	1-0-1	0	0	0	0	2
VILLANOVA		Did		Not		Play							
#10 Marquette		Did		Not		Play							
Georgetown	1	0-0	---	0-0	---	0-0	---	0-0-0	0	0	0	0	0
#23 PROVIDENCE		Did		Not		Play							
DePaul	10	0-1	.000	0-0	---	0-0	---	0-3-3	1	1	0	0	0
ST. JOHN'S	1	0-0	---	0-0	---	0-0	---	0-0-0	0	0	0	0	0
#1 Connecticut	6	0-1	.000	0-1	.000	0-0	---	0-0-0	0	0	0	0	0
Seton Hall		Did		Not		Play							
XAVIER		Did		Not		Play							
DEPAUL	7	0-1	.000	0-1	.000	0-0	---	0-1-1	0	1	0	0	0
BUTLER		Did		Not		Play							
Providence	4	2-2	1.000	0-0	---	0-0	---	2-0-2	0	0	0	0	4
Xavier	5	0-0	---	0-0	---	0-0	---	1-0-1	0	0	0	0	0
GEORGETOWN	15	2-2	1.000	0-0	---	3-4	.750	1-1-2	1	0	0	0	7
Butler	2	0-0	---	0-0	---	0-0	---	0-0-0	0	0	0	0	0
#1 CONNECTICUT	16	3-4	.750	2-3	.667	0-0	---	1-1-2	1	0	1	0	8
St. John's	9	0-1	.000	0-0	---	0-0	---	2-0-2	0	0	0	0	0
SETON HALL	13	0-2	.000	0-2	.000	0-1	.000	1-0-1	2	1	0	0	0
#5 MARQUETTE	13	2-2	1.000	0-0	---	0-0	---	0-1-1	0	0	0	0	4
Villanova	5	0-0	---	0-0	---	0-0	---	1-2-3	0	1	0	0	0
Providence	2	0-1	.000	0-0	---	0-0	---	0-0-0	0	1	0	0	0
Akron	5	0-0	---	0-0	---	0-0	---	0-1-1	0	0	0	0	0
Oregon	18	2-3	.667	0-0	---	0-0	---	6-3-9	0	1	0	0	4
#6 Tennessee	19	2-2	1.000	0-0	---	0-0	---	3-3-6	1	0	0	0	4

#0 Jasen Green's 2024-25 Game-by-Game Stats

Opponent	Min	FG	Pct	3FG	Pct	FT	Pct	O-D-R	A	T	B	S	Pts.
UTRGV•	19	1-1	1.000	0-0	---	2-3	.667	0-3-3	1	4	0	1	4
FDU	14	0-1	.000	0-1	.000	2-2	1.000	0-2-2	0	0	0	0	2
HOUSTON CHRISTIAN	15	1-2	.500	1-1	1.000	0-2	.000	0-1-1	0	0	0	0	3
KANSAS CITY	12	0-4	.000	0-2	.000	0-0	---	1-3-4	1	1	1	0	0
NEBRASKA	7	0-0	---	0-0	---	0-0	---	0-0-0	0	0	0	1	0
San Diego State	3	0-0	---	0-0	---	0-0	---	0-1-1	0	0	0	0	0
#20 Texas A&M	9	0-2	.000	0-1	.000	0-0	---	0-0-0	0	0	0	0	0
Notre Dame	14	2-3	.667	0-0	---	0-0	---	0-1-1	1	0	1	0	4
#1 KANSAS	8	0-0	---	0-0	---	0-0	---	0-3-3	0	0	0	1	0
UNLV	22	5-5	1.000	2-2	1.000	0-0	---	1-3-4	1	2	0	0	12
#7 Alabama	26	3-6	.500	0-1	.000	0-0	---	1-4-5	1	1	1	1	6
Georgetown	16	0-1	.000	0-1	.000	0-0	---	1-4-5	0	1	0	0	0
VILLANOVA•	35	2-4	.500	1-3	.333	3-4	.750	1-5-6	3	0	0	0	8
ST. JOHN'S•	23	1-3	.333	0-1	.000	0-0	---	0-1-1	1	1	2	0	2
#8 Marquette•	26	1-3	.333	0-1	.000	0-0	---	2-4-6	1	2	0	0	2
Butler•	19	1-1	1.000	0-0	---	0-0	---	1-2-3	1	0	0	0	2
PROVIDENCE•	20	2-5	.400	0-2	.000	0-0	---	1-2-3	2	1	1	0	4
#14 Connecticut•	14	1-2	.500	0-1	.000	0-0	---	1-1-2	0	2	1	0	2
DePaul•	13	3-3	1.000	1-1	1.000	0-0	---	0-0-0	1	1	0	1	7
SETON HALL•	19	2-4	.500	1-2	.500	0-0	---	2-2-4	1	1	0	1	5
XAVIER•	16	1-2	.500	0-1	.000	3-3	1.000	1-1-2	0	1	0	0	5
Villanova•	32	1-2	.500	0-1	.000	1-2	.500	1-1-2	2	4	2	0	3
Providence•	12	1-4	.250	1-3	.333	0-0	---	0-2-2	0	0	1	0	3
#11 MARQUETTE•	33	3-5	.600	0-0	---	2-2	1.000	2-5-7	1	0	2	0	8
CONNECTICUT•	22	3-4	.750	1-2	.500	2-6	.333	0-3-3	0	2	1	1	9
#9 St. John's•	31	4-6	.667	0-2	.000	2-2	1.000	3-1-4	2	1	1	0	10
GEORGETOWN•	25	5-7	.714	1-2	.500	3-4	.750	3-0-3	0	1	0	0	14
DEPAUL•	21	1-2	.500	0-1	.000	3-4	.750	2-2-4	3	0	0	0	5
Xavier•	18	3-6	.500	0-2	.000	0-0	---	0-2-2	2	0	1	0	6
Seton Hall•	29	3-4	.750	2-2	1.000	1-2	.500	1-1-2	2	1	1	1	9
BUTLER•	18	0-1	.000	0-1	.000	0-0	---	2-2-4	1	0	0	0	0
DePaul•	21	0-2	.000	0-2	.000	1-2	.500	2-4-6	1	1	0	0	1
Connecticut•	31	8-10	.800	1-2	.500	2-2	1.000	2-2-4	3	0	0	1	19
#6 St. John's•	34	4-5	.800	0-1	.000	1-2	.500	2-4-6	2	1	0	3	9
#10 Louisville•	29	4-6	.667	0-1	.000	1-2	.500	5-3-8	2	3	0	0	9
#4 Auburn•	22	2-6	.333	0-2	.000	0-0	---	1-2-3	1	1	0	0	4

Home games listed in ALL CAPS
• Denotes games started

Jasen Green

Career Game-By-Game Stats

#1 Austin Swartz • So. • Guard

#1 Austin Swartz's 2024-25 Game-by-Game Stats at Miami (Fla.)

Opponent	Min	FG	Pct	3FG	Pct	FT	Pct	O-D-R	A	T	B	S	Pts.
FDU	12	0-2	.000	0-2	.000	2-2	1.000	0-0-0	1	1	0	2	2
BINGHAMTON	9	1-2	.500	1-2	.500	0-0	---	0-0-0	0	0	1	0	3
COPPIN STATE	12	0-2	.000	0-2	.000	0-0	---	0-0-0	3	0	0	1	0
Drake	7	1-2	.500	1-2	.500	0-0	---	0-1-1	0	0	0	0	3
Oklahoma State	2	0-0	---	0-0	---	0-0	---	0-0-0	0	0	0	0	0
VCU	17	2-7	.286	0-4	.000	2-2	1.000	0-1-1	0	0	0	1	6
CHARLESTON SOUTHERN	22	4-6	.667	3-4	.750	4-4	1.000	0-1-1	1	1	2	0	15
ARKANSAS•	21	2-7	.286	1-6	.167	2-2	1.000	0-3-3	0	0	0	0	7
CLEMSON•	13	0-3	.000	0-2	.000	1-2	.500	0-0-0	0	0	0	0	1
#1 Tennessee•	21	3-11	.273	1-7	.143	1-1	1.000	0-1-1	0	1	0	1	8
Boston College	21	2-8	.250	1-7	.143	0-0	---	0-0-0	0	0	0	1	5
Virginia Tech	14	5-7	.714	2-3	.667	0-1	.000	0-2-2	1	0	0	1	12
FLORIDA STATE	17	2-6	.333	2-5	.400	0-0	---	0-0-0	1	4	0	1	6
WAKE FOREST•	31	4-10	.400	4-9	.444	0-0	---	0-2-2	1	2	1	1	12
#3 Duke•	28	4-10	.400	3-5	.600	0-0	---	0-1-1	1	0	0	1	11
SMU•	24	2-5	.400	0-2	.000	0-0	--	0-0-0	2	2	1	1	4
Stanford	26	1-6	.167	0-3	.000	0-0	---	0-2-2	0	3	0	1	2
California	11	2-4	.500	2-3	.667	2-2	1.000	0-0-0	1	0	0	0	8
VIRGINIA	19	2-5	.400	2-5	.400	0-0	---	0-1-1	0	0	0	0	6
NOTRE DAME	17	0-4	.000	0-4	.000	0-0	---	0-0-0	2	0	0	0	0
Louisville	25	3-4	.750	2-2	1.000	0-0	---	0-1-1	0	0	0	0	8
SYRACUSE	4	0-1	.000	0-1	.000	0-0	---	0-0-0	1	0	0	0	0
Pittsburgh	13	1-3	.333	1-3	.333	0-0	---	0-0-0	0	2	0	0	3
Florida State	12	2-3	.667	1-2	.500	0-0	---	0-0-0	1	1	0	1	5
VIRGINIA TECH	25	3-7	.429	1-3	.333	0-0	---	2-3-5	2	0	0	1	7
#2 DUKE	19	2-9	.222	1-7	.143	0-0	---	0-0-0	2	1	0	0	5
North Carolina	28	3-7	.429	3-5	.600	0-0	---	0-1-1	0	0	1	1	9
Georgia Tech•	35	6-12	.500	2-7	.286	0-0	---	1-1-2	1	2	0	0	14
NC STATE	36	4-9	.444	0-5	.000	0-0	---	0-6-6	3	0	0	3	8

Home games listed in ALL CAPS
• Denotes games started

Austin Swartz

#2 Blake Harper • So. • Guard

#2 Blake Harper's 2024-25 Game-by-Game Stats at Howard

Opponent	Min	FG	Pct	3FG	Pct	FT	Pct	O-D-R	A	T	B	S	Pts.
#1 Kansas•	27	6-10	.600	3-3	1.000	1-2	.500	1-3-4	3	2	0	0	16
Missouri•	33	1-9	.111	0-2	.000	5-6	.833	2-6-8	4	1	0	1	7
DILLARD•	25	3-8	.375	2-5	.400	4-4	1.000	0-7-7	3	2	0	2	12
Tennessee State•	32	6-8	.750	3-4	.750	3-4	.750	0-1-1	1	0	0	1	18
FIU•	33	3-9	.333	0-3	.000	3-4	.750	1-8-9	3	2	0	0	9
Boston•	33	5-11	.455	0-3	.000	4-4	1.000	3-4-7	3	1	0	3	14
UMBC•	39	7-14	.500	0-3	.000	6-7	.857	0-1-1	1	1	0	2	20
MOUNT ST. MARY'S•	38	4-12	.333	0-4	.000	7-11	.636	1-6-7	2	2	0	2	15
#14 Cincinnati•	36	8-16	.500	0-3	.000	7-7	1.000	3-7-10	1	4	0	1	23
VIRGINIA-LYNCHBURG•	32	10-20	.500	4-8	.500	6-7	.857	4-9-13	10	2	0	0	30
UNCW•	30	5-11	.455	3-4	.750	5-8	.625	0-7-7	4	2	0	1	18
DREXEL•	37	4-17	.235	0-2	.000	3-3	1.000	2-7-9	5	0	0	1	11
Hampton•	40	10-18	.556	2-3	.667	12-15	.800	2-2-4	1	0	0	1	34
Yale•	40	6-15	.400	2-4	.500	2-2	1.000	0-6-6	3	4	1	2	16
DELAWARE STATE•	29	10-12	.833	3-4	.750	11-11	1.000	0-6-6	2	4	0	1	34
MORGAN STATE•	32	7-12	.583	1-2	.500	8-11	.727	1-6-7	6	5	0	0	23
COPPIN STATE•	36	6-12	.500	1-4	.250	12-12	1.000	2-10-12	2	3	0	0	25
BOWIE STATE•	36	4-9	.444	1-2	.500	10-15	.667	1-7-8	2	1	0	0	19
MOREHOUSE•	39	2-10	.200	1-4	.250	8-10	.800	1-5-6	8	3	0	1	13
Norfolk State•	39	4-13	.308	0-2	.000	7-9	.778	0-3-3	7	2	0	1	15
HAMPTON•	42	7-15	.467	1-1	1.000	20-22	.909	0-3-3	3	4	0	1	35
SOUTH CAROLINA STATE•	33	3-9	.333	1-1	1.000	10-11	.909	1-5-6	4	5	0	1	17
N.C. CENTRAL•	25	8-16	.500	1-2	500	1-5	.200	0-4-4	1	4	0	0	18
Maryland Eastern Shore•	37	3-10	.300	1-1	1.000	6-6	1.000	0-11-11	6	6	0	2	13
Delaware State•	37	4-9	.444	2-5	.400	8-9	.889	0-4-4	3	4	0	0	18
MARYLAND EASTERN SHORE•	36	12-16	.750	3-4	.750	7-10	.700	0-8-8	5	0	0	1	34
Morgan State•	37	5-12	.417	0-1	.000	11-16	.688	2-2-4	3	2	0	2	21
Coppin State•	36	6-16	.375	0-3	.000	7-8	.875	0-4-4	2	6	0	0	19
N.C. Central•	39	6-18	.333	2-5	.400	9-10	.900	3-5-8	5	4	0	1	23
South Carolina State•	26	3-11	.273	1-2	.500	3-3	1.000	2-1-3	1	2	0	1	10
NORFOLK STATE•	33	6-12	.500	2-4	.500	3-3	1.000	0-5-5	3	5	0	1	17
Morgan State•	37	8-17	.471	0-1	.000	12-13	.923	0-2-2	3	3	0	1	26

Blake Harper

#4 Josh Dix • Sr. • Guard

#4 Josh Dix's 2022-23 Game-by-Game Stats at Iowa

Opponent	Min	FG	Pct	3FG	Pct	FT	Pct	O-D-R	A	T	B	S	Pts.
BETHUNE-COOKMAN	13	2-8	.250	0-5	.000	0-0	---	0-1-1	1	0	0	1	4
NORTH CAROLINA A&T	13	1-2	.500	1-1	1.000	0-0	---	0-0-0	0	0	0	1	3
Seton Hall	0+	0-0	---	0-0	---	0-0	---	0-0-0	0	0	0	0	0
OMAHA	17	3-5	.600	3-4	.750	0-0	---	0-1-1	1	2	0	0	9
TCU	12	0-0	---	0-0	---	1-2	.500	0-0-0	0	0	0	1	1
GEORGIA TECH		Did		Not		Play							
#15 Duke	4	0-0	---	0-0	---	0-0	---	0-1-1	0	0	0	0	0
#20 IOWA STATE	10	1-1	1.000	0-0	---	0-0	---	1-0-1	0	0	0	0	2
WISCONSIN	15	0-1	.000	0-1	.000	0-0	---	0-1-1	1	0	0	1	0
EASTERN ILLINOIS		Did		Not		Play							
SE MISSOURI STATE	13	0-2	.000	0-1	.000	0-1	.000	0-5-5	1	0	0	1	0
EASTERN ILLINOIS	11	0-2	.000	0-1	.000	0-0	---	1-1-2	1	0	0	1	0
Nebraska	18	1-2	.500	1-1	1.000	2-2	1.000	0-0-0	1	0	1	1	5
Penn State	3	0-1	.000	0-0	---	0-0	---	0-0-0	0	0	0	0	0
#15 INDIANA	10	1-1	1.000	1-1	1.000	0-0	---	1-1-2	1	1	0	0	3
Rutgers	2	0-0	---	0-0	---	0-0	---	0-0-0	0	0	0	0	0
MICHIGAN	31	3-5	.600	2-3	.667	2-2	1.000	2-1-3	5	1	1	0	10
MARYLAND	16	0-2	.000	0-1	.000	1-2	.500	0-2-2	5	0	0	0	1
Ohio State	15	2-3	.667	2-3	.667	0-0	---	0-1-1	1	1	0	0	6
Michigan State	6	0-1	.000	0-1	.000	0-0	---	0-1-1	0	0	0	0	0
RUTGERS	11	3-4	.750	2-3	.667	0-0	---	0-0-0	1	1	1	0	8
NORTHWESTERN	6	1-2	.500	0-0	---	0-0	---	0-0-0	1	0	0	0	2
ILLINOIS	6	1-2	.500	1-2	.500	0-0	---	0-0-0	1	1	0	0	3
#1 Purdue	6	0-1	.000	0-1	.000	0-0	---	0-0-0	1	1	0	0	0
Minnesota	3	0-0	---	0-0	---	0-0	---	0-0-0	0	0	0	0	0
OHIO STATE	4	0-1	.000	0-1	.000	0-0	---	0-1-1	1	0	0	0	0
Northwestern	11	0-2	.000	0-2	.000	0-0	---	2-2-4	2	1	0	0	0
Wisconsin	6	0-1	.000	0-1	.000	0-0	---	0-1-1	1	0	0	0	0
MICHIGAN STATE	7	0-1	.000	0-1	.000	0-0	---	0-0-0	0	0	0	0	0
#15 Indiana	4	1-1	1.000	1-1	1.000	0-0	---	0-0-0	1	1	0	0	3
NEBRASKA	3	0-0	---	0-0	---	0-0	---	0-0-0	0	0	0	0	0
Ohio State	6	1-1	1.000	0-0	---	0-0	---	0-1-1	1	1	0	0	2
Auburn	2	0-0	---	0-0	---	0-0	---	0-0-0	0	0	0	0	0

#4 Josh Dix's 2023-24 Game-by-Game Stats at Iowa

Opponent	Min	FG	Pct	3FG	Pct	FT	Pct	O-D-R	A	T	B	S	Pts.
NORTH DAKOTA	21	2-3	.667	0-0	---	0-0	---	0-2-2	1	0	0	1	4
ALABAMA STATE	18	3-4	.750	1-2	.500	0-0	---	1-2-3	3	0	0	1	7
#8 Creighton	18	0-1	.000	0-0	---	0-0	---	0-3-3	2	1	0	0	0
ARKANSAS STATE	19	2-2	1.000	1-1	1.000	5-6	.833	1-4-5	0	0	1	0	10
Oklahoma	16	1-3	.333	1-2	.500	0-0	---	0-0-0	1	0	0	0	3
Seton Hall	20	3-4	.750	1-1	1.000	2-2	1.000	0-3-3	1	0	0	1	9
NORTH FLORIDA	17	3-4	.750	1-2	.500	0-0	---	0-3-3	4	1	1	0	7
#4 Purdue	13	1-3	.333	0-2	.000	0-0	---	0-2-2	1	0	0	0	2
Iowa State•	12	2-3	.667	1-2	.500	0-0	---	0-0-0	2	2	0	1	5
MICHIGAN	15	1-5	.200	0-4	.000	0-0	---	0-1-1	1	1	0	0	2
Florida A&M	14	2-3	.667	1-1	1.000	0-0	---	1-3-4	1	3	0	1	5
UMBC	10	3-6	.500	0-2	.000	0-0	---	1-0-1	1	0	0	0	6
NORTHERN ILLINOIS	16	4-5	.800	0-1	.000	0-0	---	0-2-2	1	0	2	1	8
#21 Wisconsin	10	0-1	.000	0-0	---	0-0	---	0-0-0	0	0	0	0	0
RUTGERS•	26	2-4	.500	1-1	1.000	2-2	1.000	0-4-4	4	1	0	1	7
NEBRASKA	27	5-8	.625	5-7	.714	1-2	.500	2-0-2	2	0	0	2	16
Minnesota•	32	7-12	.583	2-4	.500	5-5	1.000	0-4-4	5	2	0	2	21
#2 PURDUE•	33	3-7	.429	1-1	1.000	2-2	1.000	0-1-1	7	0	0	2	9
MARYLAND•	29	3-6	.500	2-4	.500	0-0	---	0-1-1	2	1	0	0	8
Michigan•	26	2-5	.400	0-1	.000	3-3	1.000	1-3-4	0	2	2	0	7
Indiana•	25	3-8	.375	1-4	.250	3-4	.750	1-0-1	1	0	0	0	10
OHIO STATE•	28	7-10	.700	1-2	.500	0-0	---	0-0-0	1	1	0	0	15
Penn State•	22	3-5	.600	0-0	---	3-3	1.000	1-1-2	0	2	0	1	9
MINNESOTA•	34	2-6	.333	0-0	---	0-0	---	0-2-2	0	1	0	0	4
Maryland•	27	2-6	.333	1-5	.200	1-2	.500	0-2-2	2	0	0	0	6
#20 WISCONSIN•	38	8-11	.727	1-2	.500	0-0	---	0-5-5	2	0	0	0	17
Michigan State•	25	1-3	.333	0-1	.000	0-0	---	0-1-1	1	2	0	0	2
#12 Illinois•	37	9-15	.600	2-5	.400	0-0	---	0-0-0	1	0	0	1	20
PENN STATE•	34	8-10	.800	2-3	.667	2-2	1.000	0-0-0	1	2	0	1	20
Northwestern•	37	9-13	.692	4-5	.800	2-2	1.000	0-2-2	3	1	0	0	24
#12 ILLINOIS•	38	6-13	.462	0-3	.000	1-2	.500	0-4-4	2	0	1	0	13
Ohio State•	33	3-8	.375	1-5	.200	0-0	---	2-4-6	2	0	1	1	7
KANSAS STATE•	31	1-6	.167	0-2	.000	4-4	1.000	0-2-2	3	1	0	1	6
Utah•	31	6-9	.667	1-1	1.000	1-2	.500	0-4-4	1	0	1	1	14

Home games listed in ALL CAPS
• Denotes games started

Josh Dix

#4 Josh Dix's 2024-25 Game-by-Game Stats at Iowa

Opponent	Min	FG	Pct	3FG	Pct	FT	Pct	O-D-R	A	T	B	S	Pts.
TEXAS A&M-COMMERECE•	29	4-10	.400	1-5	.200	1-1	1.000	2-0-2	3	2	1	1	10
SOUTHERN•	36	5-11	.455	2-7	.286	2-2	1.000	0-2-2	5	2	1	1	14
SOUTH DAKOTA•	27	8-10	.800	5-6	.833	2-2	1.000	1-3-4	5	0	0	1	23
Washington State•	23	0-2	.000	0-0	---	2-2	1.000	0-1-1	3	2	1	2	2
Utah State•	20	2-7	.286	0-4	.000	2-2	1.000	1-1-2	2	1	1	1	6
USC UPSTATE•	24	5-7	.714	2-4	.500	2-2	1.000	0-7-7	3	0	0	1	14
NORTHWESTERN•	38	9-16	.563	3-8	.375	1-1	1.000	0-6-6	1	0	0	0	22
Michigan•	37	7-15	.467	2-5	.400	0-0	---	1-6-7	1	1	1	0	16
#3 IOWA STATE•	36	5-14	.357	2-6	.333	2-2	1.000	0-4-4	2	0	1	0	14
NEW ORLEANS•	25	5-7	.714	3-5	.600	0-0	---	0-3-3	4	1	2	0	13
Utah•	33	7-10	.700	0-1	.000	1-2	.500	0-3-3	4	3	1	2	15
NEW HAMPSHIRE•	16	5-7	.714	1-2	.500	0-0	---	0-2-2	1	0	0	1	11
Wisconsin•	32	7-10	.700	2-3	.667	0-0	---	2-0-2	1	0	0	2	16
NEBRASKA•	45	10-14	.714	7-10	.700	4-4	1.000	0-6-6	7	1	1	4	31
INDIANA•	29	4-8	.500	4-5	.800	0-0	---	0-2-2	1	1	1	0	12
Southern California•	33	5-10	.500	2-6	.333	1-3	.333	0-2-2	2	1	0	1	13
UCLA•	34	7-11	.636	5-7	/.714	0-0	---	0-1-1	2	1	0	0	19
MINNESOTA•	38	1-5	.200	0-1	.000	1-2	.500	0-2-2	2	0	0	1	3
PENN STATE•	37	4-10	.400	1-5	.200	2-2	1.000	0-2-2	8	1	1	1	11
Ohio State•	25	0-7	.000	0-3	.000	0-0	---	0-2-2	3	0	0	0	0
#7 PURDUE•	36	10-16	.625	3-8	.375	4-7	.571	0-4-4	1	2	0	3	27
#21 WISCONSIN•	35	5-12	.417	3-6	.500	0-0	---	0-5-5	2	1	0	1	13
Rutgers•	39	11-17	.647	2-6	.333	2-2	1.000	0-4-4	2	2	1	2	26
#25 Maryland•	27	2-10	.200	1-5	.200	0-0	---	0-0-0	3	1	0	0	5
OREGON•	40	8-15	.533	2-6	.333	1-2	.500	0-1-1	2	0	0	2	19
WASHINGTON•	33	5-10	.500	2-3	.667	3-4	.750	1-2-3	3	0	0	0	15
Illinois•	31	5-12	.417	1-4	.250	0-1	.000	0-4-4	1	2	0	0	11
Northwestern•	34	3-12	.250	2-7	.286	2-2	1.000	0-4-4	2	0	0	0	10
#8 MICHIGAN STATE•	38	7-15	.467	3-5	.600	1-1	1.000	1-6-7	4	0	0	0	18
Nebraska•	36	7-15	.467	1-3	.333	0-0	---	0-4-4	4	0	0	0	15
Ohio State•	36	7-13	.538	2-5	.400	0-1	.000	0-2-2	4	2	2	1	16
#24 Illinois•	31	10-17	.588	1-3	.333	0-0	---	0-2-2	1	0	0	1	21

#5 Nik Graves • Sr. • Guard

#5 Nik Graves' 2022-23 Game-by-Game Stats at Charlotte

Opponent	Min	FG	Pct	3FG	Pct	FT	Pct	O-D-R	A	T	B	S	Pts.
COPPIN STATE	4	1-1	1.000	1-1	1.000	0-0	---	0-0-0	0	0	0	0	3
MARYLAND EASTERN SHORE	5	0-1	.000	0-0	---	0-0	---	0-1-1	1	0	0	2	0
Boise State		Did		Not		Play							
Tulsa	3	1-1	1.000	0-0	---	0-0	---	0-0-0	0	0	0	0	2
Massachusetts		Did		Not		Play							
Detroit	4	1-1	1.000	0-0	---	0-0	---	0-0-0	1	0	0	0	2
PRESBYTERIAN	6	1-2	.500	1-2	.500	0-0	---	0-1-1	1	0	0	1	3
Davidson		Did		Not		Play							
APPALACHIAN STATE		Did		Not		Play							
DETROIT		Did		Not		Play							
Monmouth	11	3-3	1.000	2-2	1.000	0-0	---	0-0-0	1	0	0	0	8
UAB	2	0-0	---	0-0	---	0-1	.000	0-0-0	0	0	0	0	0
MIDDLE TENNESSEE		Did		Not		Play							
LOUISIANA TECH		Did		Not		Play							
Florida International		Did		Not		Play							
Florida Atlantic		Did		Not		Play							
UTSA	3	0-0	---	0-0	---	0-0	---	0-0-0	1	1	0	0	0
UTEP		Did		Not		Play							
Middle Tennessee	3	0-0	---	0-0	---	0-0	---	0-0-0	0	0	0	1	0
Western Kentucky	3	0-1	.000	0-1	.000	0-0	---	0-0-0	0	0	0	0	0
Rice	17	2-4	.500	0-1	.000	1-2	.500	1-0-1	2	1	0	1	5
FLORIDA INTERNATIONAL	22	0-3	.000	0-2	.00	1-2	.500	0-1-1	1	0	0	2	1
#19 FLORIDA ATLANTIC	19	2-5	.400	1-2	.500	0-0	---	0-1-1	1	0	0	0	5
UTEP	11	0-1	.000	0-0	---	1-2	.500	0-4-4	2	1	0	0	1
North Texas	17	1-2	.500	1-2	.500	0-0	---	0-0-0	1	1	0	0	3
WESTERN KENTUCKY	4	0-2	.000	0-1	.000	0-0	---	0-0-0	1	0	0	0	0
Louisiana Tech	5	1-2	.500	0-1	.000	0-0	---	0-2-2	0	0	0	0	2
NORTH TEXAS	10	0-1	.000	0-0	---	0-0	---	0-0-0	0	1	0	0	0
RICE	13	0-1	.000	0-1	.000	0-0	---	0-1-1	1	0	0	0	0
UTSA	12	0-1	.000	0-0	---	1-2	.500	0-0-0	1	2	0	2	1
Middle Tennessee	10	0-1	.000	0-1	.000	0-0	---	0-0-0	1	3	0	1	0
Western Carolina		Did		Not		Play							
Milwaukee	1	0-0	---	0-0	---	0-0	---	0-0-0	0	0	0	0	0
Radford		Did		Not		Play							
Eastern Kentucky		Did		Not		Play							

#5 Nik Graves' 2023-24 Game-by-Game Stats at Charlotte

Opponent	Min	FG	Pct	3FG	Pct	FT	Pct	O-D-R	A	T	B	S	Pts.
MAINE•	24	5-5	1.000	2-2	1.000	3-3	1.000	0-5-5	1	0	0	0	15
Liberty•	28	5-8	.625	1-3	.333	1-1	1.000	1-2-3	2	2	0	1	12
UTAH VALLEY•	31	3-5	.600	1-1	1.000	4-6	.667	2-2-4	5	1	0	0	11
George Mason•	26	2-3	.667	1-1	1.000	0-0	---	0-3-3	3	0	0	0	5
UCF•	25	3-7	.429	0-1	.000	0-1	.000	0-3-3	3	1	0	2	6
GEORGIA STATE•	30	1-4	.250	0-2	.000	9-10	.900	0-2-2	1	0	0	2	11
DAVIDSON•	34	5-11	.455	0-4	.000	3-4	.750	1-4-5	6	1	1	0	13
STETSON•	23	3-5	.600	0-1	.000	1-1	1.000	1-2-3	3	1	0	1	7
#22 Duke•	20	2-3	.667	1-2	.500	5-7	.714	1-3-4	3	2	0	1	10
Richmond•	38	3-10	.300	1-5	.200	6-8	.750	1-5-6	2	2	0	2	13
Stetson•	33	1-6	.167	1-2	.500	1-2	.500	0-3-3	2	1	0	2	4
SMU•	30	0-3	.000	0-1	.000	1-2	.500	2-2-4	5	3	0	1	1
#17 FLORIDA ATLANTIC•	36	2-7	.286	2-4	.500	4-4	1.000	0-2-2	3	1	0	1	10
TULSA•	34	4-6	.667	0-1	.000	12-13	.923	2-2-4	3	3	0	0	20
UTSA•	30	2-6	.333	0-2	.000	6-6	1.000	0-1-1	0	0	1	2	10
Rice•	34	6-10	.600	2-3	.667	1-1	1.000	0-4-4	5	0	0	2	15
NORTH TEXAS•	31	4-7	.571	0-1	.000	1-2	.500	0-2-2	2	1	1	1	9
UAB•	34	2-6	.333	1-2	.500	2-4	.500	0-3-3	4	0	0	2	7
Tulane•	28	4-7	.571	1-3	.333	4-4	1.000	1-3-4	1	1	0	0	13
EAST CAROLINA•	33	2-11	.182	1-5	.200	6-6	1.000	1-7-8	7	1	0	0	11
South Florida•	35	3-9	.333	2-4	.500	4-4	1.000	0-2-2	2	1	0	0	12
Temple•	29	1-3	.333	0-1	.000	5-6	.833	0-2-2	3	2	0	0	7
UTSA•	28	4-6	.667	0-1	.000	4-6	.667	0-3-3	3	2	0	1	12
WICHITA STATE•	29	4-7	.571	1-1	1.000	5-6	.833	0-2-2	3	1	1	3	14
Memphis•	30	1-5	.200	0-2	.000	4-4	1.000	0-0-0	4	1	0	0	6
Tulsa•	32	2-4	.500	1-2	.500	2-4	.500	0-1-1	4	2	0	3	7
#25 SOUTH FLORIDA•	33	5-9	.556	1-2	.500	1-3	.333	0-3-3	1	2	0	0	12
RICE•	16	2-7	.286	0-2	.000	1-1	1.000	1-2-3	0	0	0	0	5
East Carolina•	29	6-10	.600	3-4	.750	5-6	.833	0-1-1	3	0	0	2	20
Temple•	29	5-12	.417	0-5	.000	4-6	.667	1-1-2	1	1	0	1	14

Home games listed in ALL CAPS
• Denotes games started

#5 Nik Graves' 2024-25 Game-by-Game Stats at Charlotte

Opponent	Min	FG	Pct	3FG	Pct	FT	Pct	O-D-R	A	T	B	S	Pts.
PRESBYTERIAN•	32	5-11	.455	0-4	.000	3-4	.750	2-1-3	4	0	0	1	13
Utah State•	34	5-12	.417	1-6	.167	4-6	.667	3-1-4	4	3	0	0	15
RICHMOND•	38	5-13	.385	2-6	.333	11-13	.846	2-5-7	3	1	0	1	23
GARDNER-WEBB•	35	3-14	.214	1-5	.200	5-6	.833	1-2-3	3	1	0	2	12
LIU•	30	4-10	.400	2-3	.667	10-13	.769	3-4-7	3	0	1	1	20
EAST TENNESSEE STATE•	32	4-9	.444	2-5	.400	3-6	.500	0-2-2	3	2	0	0	13
LIVINGSTONE•	28	5-11	.455	1-5	.200	2-2	1.000	0-2-2	5	2	0	0	13
Davidson•	38	7-15	.467	3-7	.429	6-9	.667	0-3-3	3	0	0	1	23
Georgia State•	32	5-7	.714	0-2	.000	5-9	.556	0-2-2	2	1	1	1	15
WEST GEORGIA•	32	5-10	.500	2-4	.500	8-9	.889	1-2-3	2	2	1	1	20
Hawaii•	33	2-11	.182	0-2	.000	9-11	.818	1-5-6	0	0	0	3	13
Murray State•	48	9-20	.450	1-6	.167	12-12	1.000	3-5-8	4	7	1	3	31
Charleston	38	4-12	.333	1-5	.200	5-10	.500	3-1-4	5	0	0	1	14
TULANE•	37	4-12	.333	1-6	.167	5-6	.833	0-2-2	4	2	0	0	14
Rice•	35	7-12	.583	4-8	.500	5-5	1.000	1-10-11	1	0	0	1	23
FLORIDA ATLANTIC•	27	2-8	.250	0-2	.000	1-4	.250	0-5-5	3	4	0	1	5
Tulsa•	34	6-12	.500	3-6	.500	4-6	.667	1-3-4	3	0	1	0	19
Wichita State•	31	5-15	.333	0-4	.000	3-4	.750	1-2-3	2	3	0	1	13
#18 MEMPHIS•	30	4-9	.444	1-5	.200	1-1	1.000	0-0-0	1	0	0	1	10
SOUTH FLORIDA•	37	5-11	.455	1-4	.250	8-10	.800	1-7-8	2	2	0	0	19
Temple•	47	7-15	.467	4-9	.444	8-12	.667	0-1-1	8	1	0	0	26
UAB•	28	5-12	.417	3-9	.333	2-2	1.000	1-2-3	2	1	0	1	15
WICHITA STATE•	36	8-17	.471	3-8	.375	4-6	.667	1-2-3	0	0	0	0	23
RICE•	28	5-11	.455	4-7	.571	5-6	.833	1-6-7	1	0	0	0	19
Florida Atlantic•	30	5-11	.455	2-7	.286	6-7	.857	1-6-7	0	2	0	1	18
EAST CAROLINA•	36	5-14	.357	1-5	.200	3-4	.750	3-1-4	2	1	0	2	14
TEMPLE•	42	8-16	.500	3-8	.375	4-4	1.000	0-4-4	6	2	0	1	23
Tulane•	28	1-7	.143	1-5	.200	3-4	.750	0-3-3	2	1	0	2	6
East Carolina•	37	9-16	.563	4-8	.500	10-11	.909	0-4-4	2	3	0	2	32
North Texas•	35	6-16	.375	3-8	.375	5-6	.833	2-1-3	2	1	0	2	20
UTSA•	33	5-8	.625	5-7	.714	6-8	.750	0-2-2	3	1	1	0	21
Rice•	36	4-12	.333	1-5	.200	9-11	.818	1-5-6	1	2	1	0	18
Florida Atlantic•	37	4-14	.286	1-5	.200	5-6	.833	3-4-7	4	1	2	0	14

Nik Graves

Career Game-By-Game Stats

#7 Fedor Žugić • Jr. • Guard

#7 Fedor Žugić's 2024-25 Game-by-Game Stats

Opponent	Min	FG	Pct	3FG	Pct	FT	Pct	O-D-R	A	T	B	S	Pts.
UTRGV		Did		Not		Play	--		Ineligible				
FDU		Did		Not		Play	--		Ineligible				
HOUSTON CHRISTIAN		Did		Not		Play	--		Ineligible				
KANSAS CITY		Did		Not		Play	--		Ineligible				
NEBRASKA		Did		Not		Play	--		Ineligible				
San Diego State		Did		Not		Play	--		Ineligible				
#20 Texas A&M		Did		Not		Play	--		Ineligible				
Notre Dame		Did		Not		Play	--		Ineligible				
#1 KANSAS		Did		Not		Play	--		Ineligible				
UNLV		Did		Not		Play	--		Ineligible				
#7 Alabama		Did		Not		Play	--		Ineligible				
Georgetown		Did		Not		Play	--		Ineligible				
VILLANOVA	3	0-0	---	0-0	---	0-0	---	0-2-2	0	0	0	0	0
ST. JOHN'S	6	0-1	.000	0-0	---	0-0	---	0-0-0	1	0	0	0	0
#8 Marquette	1	1-1	1.000	1-1	1.000	0-0	---	0-0-0	0	2	0	0	3
Butler	6	0-1	.000	0-0	---	0-0	---	0-0-0	1	0	1	0	0
PROVIDENCE	8	3-4	.750	0-1	.000	0-1	.000	0-2-2	1	0	0	0	6
#14 Connecticut		Did		Not		Play							
DePaul	16	2-6	.333	1-3	.333	3-4	.750	0-2-2	2	1	0	0	8
SETON HALL	17	3-5	.600	2-4	.500	1-2	.500	0-2-2	2	1	0	0	9
XAVIER	20	1-3	.333	1-3	.333	0-0	---	0-0-0	1	1	1	0	3
Villanova	7	0-2	.000	0-2	.000	0-0	---	0-4-4	0	1	0	0	0
Providence	22	0-6	.000	0-4	.000	0-0	---	0-4-4	0	0	0	1	0
#11 MARQUETTE	12	1-2	.500	0-0	---	4-4	1.000	0-2-2	0	0	0	0	6
CONNECTICUT	8	1-2	.500	1-2	.500	3-4	.750	0-0-0	1	0	0	0	6
#9 St. John's	11	1-1	1.000	0-0	---	0-0	---	0-1-1	0	2	0	0	2
GEORGETOWN	8	1-3	.333	1-3	.333	0-0	---	0-3-3	0	0	1	0	3
DEPAUL	22	3-7	.429	1-5	.200	2-3	.667	1-1-2	0	1	0	0	9
Xavier		Did		Not		Play	--		Sick				
Seton Hall	11	2-3	.667	1-1	1.000	1-1	1.000	0-2-2	1	0	0	1	6
BUTLER	14	2-5	.400	2-5	.400	2-2	1.000	1-2-3	1	1	0	0	8
DePaul	25	5-6	.833	2-3	.667	1-2	.500	1-3-4	1	3	0	1	13
Connecticut	9	1-1	1.000	0-0	---	2-2	1.000	0-0-0	0	1	1	0	4
#6 St. John's	2	0-0	---	0-0	---	0-0	---	0-0-0	0	1	0	1	0
#10 Louisville	12	1-1	1.000	1-1	1.000	1-2	.500	0-1-1	2	0	0	0	4
#4 Auburn	20	2-2	1.000	2-2	1.000	4-6	.667	0-2-2	3	1	0	1	10

Fedor Zugic

#9 Ty Davis • So. • Guard

#9 Ty Davis' 2024-25 Game-by-Game Stats

Opponent	Min	FG	Pct	3FG	Pct	FT	Pct	O-D-R	A	T	B	S	Pts.
UTRGV	17	1-2	.500	0-1	.000	0-0	---	0-5-5	2	1	0	0	2
FDU	13	0-2	.000	0-0	---	1-2	.500	0-4-4	3	0	0	1	1
HOUSTON CHRISTIAN	16	0-1	.000	0-0	---	2-3	.667	0-3-3	2	1	0	0	2
KANSAS CITY	8	0-1	.000	0-1	.000	0-0	---	0-1-1	0	0	0	0	0
NEBRASKA	1	0-1	.000	0-1	.000	0-0	---	0-0-0	0	0	0	0	0
San Diego State	25	0-1	.000	0-1	.000	0-2	.000	0-0-0	2	0	0	0	0
#20 Texas A&M	6	0-0	---	0-0	---	0-0	---	0-0-0	0	0	0	1	0
Notre Dame	9	2-2	1.000	0-0	---	0-0	---	0-1-1	0	1	0	0	4
#1 KANSAS	2	0-0	---	0-0	---	0-0	---	0-0-0	0	0	0	0	0
UNLV	11	0-2	.000	0-0	---	0-0	---	0-1-1	2	2	0	0	0
#7 Alabama	4	0-0	---	0-0	---	0-0	---	0-0-0	0	1	0	0	0
Georgetown	9	0-0	---	0-0	---	0-0	---	0-0-0	2	2	0	0	0
VILLANOVA	1	0-0	---	0-0	---	0-0	---	0-0-0	0	0	0	0	0
ST. JOHN'S		Did		Not		Play							
#8 Marquette		Did		Not		Play							
Butler		Did		Not		Play							
PROVIDENCE	2	0-0	---	0-0	---	0-0	---	0-1-1	0	0	0	0	0
#14 Connecticut		Did		Not		Play							
DePaul	12	0-0	---	0-0	---	1-2	.500	0-1-1	2	2	0	0	1
SETON HALL	7	1-1	1.000	0-0	---	0-0	---	0-1-1	0	1	0	1	2
XAVIER		Did		Not		Play							
Villanova	8	1-2	.500	0-1	.000	1-2	.500	0-1-1	1	1	0	0	3
Providence		Did		Not		Play							
#11 MARQUETTE		Did		Not		Play							
CONNECTICUT	8	0-2	.000	0-1	.000	0-0	---	0-0-0	0	0	0	0	0
#9 St. John's	1	0-0	---	0-0	---	0-0	---	0-0-0	0	1	0	0	0
GEORGETOWN	0+	0-0	---	0-0	---	0-0	---	0-0-0	0	0	0	0	0
DEPAUL	1	0-0	---	0-0	---	0-0	---	0-0-0	1	1	0	0	0
Xavier	11	1-1	1.000	0-0	---	0-0	---	0-2-2	4	1	0	1	2
Seton Hall	5	0-0	---	0-0	---	0-0	---	0-0-0	0	0	0	0	0
BUTLER	2	0-0	---	0-0	---	0-0	---	0-0-0	0	0	0	0	0
DePaul	11	1-1	1.000	0-0	---	5-6	.833	1-0-1	1	1	0	0	7
Connecticut		Did		Not		Play							
#6 St. John's	2	0-0	---	0-0	---	0-0	---	0-0-0	0	0	0	0	0
#10 Louisville		Did		Not		Play							
#4 Auburn	1	0-0	---	0-0	---	0-0	---	0-0-0	0	0	0	0	0

Home games listed in ALL CAPS
• Denotes games started

Ty Davis

Shane Thomas

Liam McChesney

#12 Shane Thomas • So. • Guard

#12 Shane Thomas' 2024-25 Game-by-Game Stats

Opponent	Min	FG	Pct	3FG	Pct	FT	Pct	O-D-R	A	T	B	S	Pts.
UTRGV	5	1-1	1.000	0-0	---	0-0	---	0-0-0	0	1	0	0	2
FDU	9	1-1	1.000	0-0	---	0-1	.000	2-2-4	1	1	0	0	2
HOUSTON CHRISTIAN	8	2-3	.667	0-1	.000	0-0	---	0-0-0	1	0	0	0	4
KANSAS CITY	6	0-0	---	0-0	---	0-0	---	0-0-0	0	1	0	0	0
NEBRASKA	0+	0-0	---	0-0	---	0-0	---	0-0-0	0	0	0	0	0
San Diego State	11	0-0	---	0-0	---	0-0	---	0-0-0	0	0	0	0	0
#20 Texas A&M		Did		Not		Play							
Notre Dame	10	1-1	1.000	0-0	---	0-0	---	0-1-1	1	0	0	0	2
#1 KANSAS		Dld		Not		Play							
UNLV	4	0-1	.000	0-0	---	0-0	---	0-0-0	0	0	0	0	0
#7 Alabama	9	0-0	---	0-0	---	0-0	---	0-0-0	0	0	0	0	0
Georgetown	15	0-2	.000	0-0	---	0-0	---	0-0-0	0	2	0	0	0
VILLANOVA	1	0-0	---	0-0	---	0-0	---	0-0-0	0	0	0	0	0
ST. JOHN'S	1	0-0	---	0-0	---	0-0	---	0-1-1	0	0	0	0	0
#8 Marquette	3	0-0	---	0-0	---	0-0	---	0-0-0	0	0	0	0	0
Butler		Did		Not		Play							
PROVIDENCE	1	0-0	---	0-0	---	0-0	---	0-1-1	0	0	0	0	0
#14 Connecticut	0+	0-0	---	0-0	---	0-0	---	0-0-0	0	0	0	0	0
DePaul	6	0-0	---	0-0	---	0-0	---	0-3-3	1	0	0	0	0
SETON HALL	4	0-0	---	0-0	---	0-0	---	0-0-0	0	0	1	0	0
XAVIER		Did		Not		Play							
Villanova		Did		Not		Play							
Providence	0+	0-0	---	0-0	---	0-0	---	0-0-0	0	0	0	0	0
#11 MARQUETTE	0+	0-0	---	0-0	---	0-0	---	0-0-0	0	0	0	0	0
CONNECTICUT		Did		Not		Play							
#9 St. John's	0+	0-0	---	0-0	---	0-0	---	0-0-0	0	0	0	0	0
GEORGETOWN		Did		Not		Play							
DEPAUL		Did		Not		Play							
Xavier	3	0-0	---	0-0	---	0-0	---	0-0-0	0	0	0	0	0
Seton Hall		Did		Not		Play							
BUTLER	0+	0-0	---	0-0	---	0-0	---	0-0-0	0	0	0	0	0
DePaul		Did		Not		Play							
Connecticut		Did		Not		Play							
#6 St. John's	2	0-0	---	0-0	---	0-0	---	0-0-0	0	0	0	0	0
#10 Louisville	0+	0-0	---	0-0	---	0-0	---	0-0-0	0	0	0	0	0
#4 Auburn		Did		Not		Play							

#13 Liam McChesney • Jr. • Forward

#13 Liam McChesney's 2020-21 Game-by-Game Stats at Utah State

Opponent	Min	FG	Pct	3FG	Pct	FT	Pct	O-D-R	A	T	B	S	Pts.
VCU	0+	0-1	.000	0-1	.000	0-0	---	0-0-0	0	0	0	0	0
South Dakota State	4	0-1	.000	0-1	.000	0-0	---	0-1-1	0	0	0	1	0
Northern Iowa		Did		Not		Play							
BYU		Did		Not		Play							
College of Idaho	6	1-2	.500	0-1	.000	0-0	---	1-1-2	0	0	0	0	2
NORTHERN COLORADO		Did		Not		Play							
SAN JOSE STATE		Did		Not		Play							
SAN JOSE STATE		Did		Not		Play							
Air Force		Did		Not		Play							
Air Force		Did		Not		Play							
New Mexico		Did		Not		Play							
New Mexico		Did		Not		Play							
SAN DIEGO STATE		Did		Not		Play							
SAN DIEGO STATE		Did		Not		Play							
COLORADO STATE		Did		Not		Play							
COLORADO STATE		Did		Not		Play							
UNLV		Did		Not		Play							
UNLV		Did		Not		Play							
Fresno State		Did		Not		Play							
Boise State		Did		Not		Play							
Boise State		Did		Not		Play							
NEVADA		Did		Not		Play							
NEVADA		Did		Not		Play							
WYOMING		Did		Not		Play							
Fresno State		Did		Not		Play							
UNLV		Did		Not		Play							
Colorado State		Did		Not		Play							
#19 San Diego State		Did		Not		Play							
#21 Texas Tech		Did		Not		Play							

Home games listed in ALL CAPS
• Denotes games started

Career Game-By-Game Stats

#13 Liam McChesney's 2021-22 Game-by-Game Stats at Illinois State

Opponent	Min	FG	Pct	3FG	Pct	FT	Pct	O-D-R	A	T	B	S	Pts.
UNC WILIMINGTON	16	0-2	.000	0-2	.000	1-2	.500	1-1-2	0	1	4	0	1
Eastern Michigan	20	1-1	1.000	1-1	1.000	0-0	---	0-3-3	0	2	1	0	3
MURRAY STATE	9	0-3	.000	0-2	.000	0-0	---	0-0-0	0	1	0	0	0
BUCKNELL	2	0-1	.000	0-1	.000	0-0	---	0-0-0	0	0	0	0	0
Saint Louis	17	0-2	.000	0-2	.000	0-0	---	1-2-3	1	1	0	0	0
Buffalo	12	1-5	.200	0-1	.000	0-0	---	1-0-1	0	0	3	0	2
PURDUE NORTHWEST	15	1-2	.500	0-0	---	0-0	---	4-1-5	1	4	1	0	2
MISSOURI STATE	9	0-0	---	0-0	---	0-0	---	1-1-2	0	0	1	0	0
JACKSON STATE	2	0-0	---	0-0	---	0-0	---	0-0-0	0	0	0	0	0
Chicago State	15	0-0	---	0-0	---	2-2	1.000	0-3-3	0	1	2	0	2
QUINCY	20	1-2	.500	1-1	1.000	0-0	---	2-2-4	1	0	0	1	3
BALL STATE	15	3-4	.750	1-2	.500	0-0	---	2-0-2	1	0	0	0	7
UTSA	16	2-6	.333	1-4	.250	0-0	---	1-2-3	0	0	1	0	5
#24 Wisconsin	23	0-1	.000	0-1	.000	0-0	---	0-3-3	2	0	2	0	0
Valparaiso	11	0-1	.000	0-0	---	0-0	---	1-2-3	0	1	0	0	0
Drake		Did		Not		Play							
BRADLEY	12	1-1	1.000	0-0	---	2-4	.500	2-0-2	0	0	0	1	4
Missouri State	18	0-2	.000	0-1	.000	0-0	---	1-1-2	0	0	2	0	0
EVANSVILLE	15	3-3	1.000	0-0	---	0-0	---	0-2-2	0	0	1	0	6
Evansville	6	0-2	.000	0-0	---	0-0	---	1-1-2	0	0	0	0	0
DRAKE•	27	5-8	.625	1-2	.500	3-5	.600	0-4-4	1	1	0	0	14
Northern Iowa•	31	5-7	.714	2-3	.667	7-8	.875	2-6-8	1	2	2	0	19
Loyola Chicago•	22	1-9	.111	0-3	.000	0-0	---	2-2-4	0	4	3	0	2
SOUTHERN ILLINOIS•	33	3-7	.429	2-4	.500	4-4	1.000	3-5-8	0	2	1	0	12
VALPARAISO•	35	5-8	.625	0-1	.000	6-6	1.000	2-8-10	1	1	0	0	16
Indiana State•	33	5-10	.500	1-2	.500	2-2	1.000	2-4-6	2	0	1	0	13
NORTHERN IOWA•	29	2-6	.333	1-4	.250	2-2	1.000	2-4-6	0	1	3	0	7
Bradley	13	1-4	.250	0-2	.000	0-0	---	0-1-1	1	1	1	2	2
LOYOLA CHICAGO	17	2-5	.400	0-1	.000	0-1	.000	0-1-1	1	1	0	0	4
Southern Illinois	11	1-4	.250	0-1	.000	0-0	---	1-1-2	0	0	1	0	2
INDIANA STATE	7	0-0	---	0-0	---	0-0	---	0-1-1	0	0	0	0	0
Indiana State	17	2-4	.500	1-3	.333	0-0	---	1-4-5	0	1	0	0	5
Northern Iowa	23	4-6	.667	3-5	.600	2-2	1.000	1-1-2	1	0	0	0	13

#13 Liam McChesney's 2022-23 Game-by-Game Stats at Illinois State

Opponent	Min	FG	Pct	3FG	Pct	FT	Pct	O-D-R	A	T	B	S	Pts.
WESTERN ILLINOIS•	21	0-5	.000	0-3	.000	0-0	---	1-4-5	0	0	0	0	0
Eastern Illinois•	18	2-4	.500	1-1	1.000	0-0	---	0-2-2	1	0	1	0	5
Northwestern State•	16	3-4	.750	1-1	1.000	2-2	1.000	1-2-3	0	0	1	0	9
NORTHWESTERN STATE•	23	4-5	.800	0-1	.000	0-0	---	3-2-5	1	0	2	0	8
LSU•	20	3-8	.375	1-6	.167	0-0	---	0-2-2	2	1	0	1	7
Western Kentucky•	23	3-6	.500	1-3	.333	0-0	---	0-3-3	1	0	3	0	7
Rhode Island•	26	1-7	.143	1-2	.500	2-3	.667	0-1-1	0	0	4	1	5
Murray State•	27	5-7	.714	1-3	.333	0-0	---	0-0-0	1	2	1	1	11
BELMONT•	30	9-12	.750	2-2	1.000	5-5	1.000	4-4-8	1	5	2	1	25
EASTERN MICHIGAN•	6	0-2	.000	0-1	.000	0-0	---	0-1-1	1	1	1	0	0
CHICAGO STATE	14	2-2	1.000	1-1	1.000	0-0	---	1-0-1	2	0	0	0	5
Illinois State	11	1-2	.500	0-0	---	0-0	---	2-1-3	0	0	1	0	2
NORTHERN IOWA•	30	9-14	.643	3-4	.750	1-1	1.000	0-4-4	1	4	4	0	22
INDIANA STATE•	23	4-6	.667	1-1	1.000	0-1	.000	-23-5	2	2	0	1	9
Evansville•	22	3-5	.600	0-0	---	0-0	---	1-4-5	1	5	1	0	6
MISSOURI STATE	9	0-0	---	0-0	---	0-0	---	0-0-0	0	1	2	0	0
Southern Illinois	23	5-7	.714	3-5	.600	0-0	---	1-4-5	1	3	0	1	13
Northern Iowa	4	0-0	---	0-0	---	0-0	---	0-0-0	0	1	0	0	0
VALPARAISO•	18	1-5	.200	0-1	.000	0-0	---	1-2-3	0	1	0	0	2
Bradley•	28	2-7	.286	1-5	.200	1-3	.333	3-2-5	0	3	2	0	6
SOUTHERN ILLINOIS•	11	1-3	.333	1-3	.333	2-2	1.000	1-3-4	0	2	0	0	5
ILLINOIS-CHICAGO•	28	0-5	.000	0-4	.000	1-2	.500	2-4-6	3	1	1	0	1
Belmont•	19	1-6	.167	1-4	.250	2-2	1.000	1-1-2	0	1	1	1	5
BRADLEY•	21	3-7	.429	1-3	.333	0-0	---	0-3-3	1	1	0	0	7
Valparaiso	23	3-7	.429	1-4	.250	1-2	.500	2-2-4	0	2	0	0	8
Drake	15	2-4	.500	0-2	.000	0-0	---	1-1-2	1	0	0	0	4
EVANSVILLE•	17	4-5	.800	0-0	---	0-0	---	0-1-1	0	0	0	0	8
Northern Iowa	21	1-2	.500	0-1	.000	0-0	---	1-5-6	2	2	1	0	2

Home games listed in ALL CAPS
• Denotes games started

#23 Jackson McAndrew • So. • Forward

#23 Jackson McAndrew's 2024-25 Game-by-Game Stats

Opponent	Min	FG	Pct	3FG	Pct	FT	Pct	O-D-R	A	T	B	S	Pts.
UTRGV	8	0-2	.000	0-2	.000	0-0	---	1-2-3	0	0	0	0	0
FDU	15	4-8	.500	1-4	.250	4-6	.667	1-1-2	0	2	0	0	13
HOUSTON CHRISTIAN	19	0-7	.000	0-7	.000	2-4	.500	2-3-5	1	0	0	0	2
KANSAS CITY	16	4-5	.800	3-4	.750	4-4	1.000	1-6-7	0	1	0	0	15
NEBRASKA	18	2-6	.333	2-6	.333	2-2	1.000	0-5-5	0	0	1	0	8
San Diego State•	33	4-11	.364	4-11	.364	0-0	---	3-11-14	0	3	1	0	12
#20 Texas A&M•	23	5-12	.417	3-9	.333	3-3	1.000	1-1-2	0	1	0	0	16
Notre Dame•	16	1-2	.500	1-2	.500	0-0	---	0-4-4	0	0	0	0	3
#1 KANSAS•	18	1-4	.250	1-4	.250	0-0	---	1-3-4	1	0	0	0	3
UNLV•	11	1-3	.333	0-2	.000	0-0	---	0-0-0	0	1	0	1	2
#7 Alabama•	19	5-9	.556	5-8	.625	1-1	1.000	0-0-0	0	0	0	1	16
Georgetown•	23	5-8	.625	3-6	.500	0-3	.000	2-2-4	0	1	0	3	13
VILLANOVA•	24	5-11	.455	3-6	.500	0-0	---	2-4-6	1	0	1	0	13
ST. JOHN'S•	16	2-9	.222	1-6	.167	0-0	---	3-3-6	0	1	0	1	5
#8 Marquette•	19	4-9	.444	2-6	.333	0-0	---	0-6-6	0	1	0	0	10
Butler•	24	4-7	.571	4-7	.571	0-0	---	0-1-1	2	0	0	1	12
PROVIDENCE•	18	1-5	.200	1-4	.250	0-0	---	1-0-1	0	0	0	0	3
#14 Connecticut•	18	1-5	.200	1-4	.250	0-0	---	0-1-1	0	0	0	0	3
DePaul•	23	4-7	.571	1-3	.333	0-0	---	1-5-6	0	2	0	1	9
SETON HALL•	17	2-7	.286	1-6	.167	0-0	---	1-1-2	1	1	0	0	5
XAVIER•	19	1-4	.250	0-2	.000	0-1	.000	1-6-7	3	0	0	0	2
Villanova•	24	3-6	.500	2-4	.500	0-0	---	1-4-5	0	1	0	0	8
Providence•	25	2-6	.333	2-5	.400	0-0	---	2-2-4	0	0	0	0	6
#11 MARQUETTE•	24	1-6	.167	1-5	.200	0-0	---	0-4-4	0	0	0	0	3
CONNECTICUT•	22	3-5	.600	2-4	.500	0-0	---	1-2-3	0	0	0	0	8
#9 St. John's•	22	1-4	.250	1-4	.250	1-2	.500	2-3-5	1	0	0	0	4
GEORGETOWN•	27	1-7	.143	1-6	.167	0-0	---	4-4-8	0	2	0	1	3
DEPAUL•	19	1-6	.167	1-6	.167	0-0	---	1-5-6	0	1	0	1	3
Xavier•	22	2-4	.500	2-4	.500	0-0	---	0-2-2	0	1	0	0	6
Seton Hall•	26	5-8	.625	5-8	.625	2-2	1.000	1-5-6	1	2	1	1	17
BUTLER•	31	5-7	.714	4-6	.667	0-0	---	1-5-6	1	0	0	0	14
DePaul•	35	2-12	.167	1-8	.125	0-0	---	3-4-7	1	0	0	2	5
Connecticut•	24	1-3	.333	0-2	.000	1-2	.500	2-3-5	2	0	0	0	3
#6 St. John's•	29	5-11	.455	3-9	.333	1-2	.500	1-5-6	0	2	0	0	14
#10 Louisville•	31	4-9	.444	3-7	.429	0-0	---	0-1-1	0	1	0	1	11
#4 Auburn•	34	4-8	.500	4-8	.500	0-0	---	0-6-6	1	0	1	1	12

Jackson McAndrew

#32 Owen Freeman • Jr. • Forward

#32 Owen Freeman's 2023-24 Game-by-Game Stats at Iowa

Opponent	Min	FG	Pct	3FG	Pct	FT	Pct	O-D-R	A	T	B	S	Pts.
NORTH DAKOTA	15	7-8	.875	0-1	.000	0-0	---	1-2-3	1	1	0	2	14
ALABAMA STATE	12	1-4	.250	0-1	.000	6-9	.667	3-0-3	0	1	1	0	8
#8 Creighton	14	4-7	.571	0-0	---	0-1	.000	1-0-1	0	0	3	0	8
ARKANSAS STATE	9	2-4	.500	0-0	---	3-7	.429	0-3-3	0	1	2	0	7
Oklahoma	19	5-10	.500	0-0	---	3-3	1.000	3-4-7	0	2	3	1	13
Seton Hall	15	3-4	.750	0-0	---	0-0	---	2-1-3	1	3	1	1	6
NORTH FLORIDA	19	6-8	.750	0-0	---	4-4	1.000	3-2-5	1	0	5	3	16
#4 Purdue	21	2-5	.400	0-0	---	2-2	1.000	3-1-4	2	0	1	2	6
Iowa State	19	5-6	.833	0-0	---	1-2	.500	4-4-8	0	4	3	1	11
MICHIGAN•	18	1-1	1.000	0-0	---	3-4	.750	1-3-4	0	0	1	2	5
Florida A&M•	19	6-9	.667	0-0	---	2-4	.500	3-8-11	1	0	1	0	14
UMBC•	13	2-5	.400	0-0	---	2-4	.500	3-4-7	1	0	1	0	6
NORTHERN ILLINOIS•	24	6-11	.545	0-0	---	0-0	---	5-4-9	0	1	3	4	12
#21 Wisconsin•	36	7-9	.778	0-0	---	0-0	---	2-11-13	1	2	3	1	14
RUTGERS•	26	5-7	.714	0-0	---	5-6	.833	2-2-4	1	1	2	0	15
NEBRASKA•	32	11-13	.846	0-0	---	0-2	.000	2-8-10	2	0	0	1	22
Minnesota•	17	5-6	.833	0-0	---	2-3	.667	2-6-8	1	1	0	1	12
#2 PURDUE•	21	3-6	.500	0-0	---	0-0	---	0-2-2	2	0	0	1	6
MARYLAND•	28	6-11	.545	0-0	---	2-3	.667	5-4-9	1	2	1	0	14
Michigan•	36	5-9	.556	0-0	---	5-5	1.000	3-6-9	1	3	3	0	15
Indiana•	24	2-3	.667	0-0	---	0-0	---	1-1-2	2	0	1	2	4
OHIO STATE•	22	3-5	.600	0-0	---	1-2	.500	2-5-7	1	2	1	1	7
Penn State•	26	4-4	1.000	0-0	---	1-1	1.000	0-5-5	0	0	1	2	9
MINNESOTA•	35	7-13	.538	0-0	---	3-5	.600	7-7-14	4	0	4	1	17
Maryland•	32	2-6	.333	0-1	.000	1-2	.500	4-4-8	0	2	3	0	5
#20 WISCONSIN•	38	6-6	1.000	0-0	---	8-11	.727	3-9-12	6	2	4	2	20
Michigan State•	8	3-3	1.000	0-0	---	2-2	1.000	0-2-2	2	1	1	0	8
#12 Illinois•	29	2-5	.400	0-0	---	4-6	.667	4-4-8	3	2	1	0	8
PENN STATE•	26	5-9	.556	0-0	---	1-4	.250	2-6-8	0	1	1	1	11
Northwestern•	20	4-5	.800	0-0	---	1-1	1.000	1-5-6	1	1	0	1	9
#12 ILLINOIS•	27	3-7	.429	0-0	---	2-3	.667	1-7-8	1	1	5	0	8
Ohio State•	24	4-9	.444	0-1	.000	2-4	.500	3-6-9	0	1	0	1	10
KANSAS STATE•	19	3-6	.500	0-0	---	4-5	.800	4-2-6	1	4	2	1	10
Utah•	34	5-12	.417	0-0	---	2-4	.500	1-6-7	4	0	3	0	12

#32 Owen Freeman's 2024-25 Game-by-Game Stats at Iowa

Opponent	Min	FG	Pct	3FG	Pct	FT	Pct	O-D-R	A	T	B	S	Pts.
TEXAS A&M-COMMERCE•	22	6-10	.600	0-0	---	3-5	.600	5-4-9	1	1	3	3	15
SOUTHERN•	21	6-11	.545	1-2	.500	2-3	.667	1-7-8	2	2	3	0	15
SOUTH DAKOTA		Did		Not		Play	--		Sick				
Washington State•	29	9-15	.600	0-1	.000	3-4	.750	5-6-11	0	3	0	1	21
RIDER•	25	7-11	.636	0-0	---	5-7	.714	1-4-5	2	3	2	0	19
Utah State•	34	9-12	.750	0-0	---	0-2	.000	3-8-11	2	4	3	0	18
USC UPSTATE•	19	8-12	.667	1-3	.333	0-0	---	1-5-6	0	2	2	0	17
NORTHWESTERN•	32	7-9	.778	1-1	1.000	1-4	.250	0-3-3	2	2	0	0	16
Michigan•	19	6-10	.600	0-1	.000	1-3	.333	2-1-3	1	0	0	0	13
#3 IOWA STATE•	26	5-8	.625	1-1	1.000	5-7	.714	2-3-5	2	0	3	0	16
NEW ORLEANS•	19	10-12	.833	0-1	.000	2-3	.667	1-3-4	2	1	3	1	22
Utah•	19	7-11	.636	0-0	---	2-4	.500	3-3-6	2	2	3	1	16
NEW HAMPSHIRE		Did		Not		Play	--		Injured				
Wisconsin•	27	6-11	.545	0-0	---	2-3	.667	1-2-3	1	3	1	0	14
NEBRASKA•	39	5-12	.417	0-1	.000	5-6	.833	3-5-8	1	1	4	1	15
INDIANA•	27	8-13	.615	0-1	.000	0-2	.000	2-10-12	1	4	4	3	16
Southern California•	34	11-14	.786	1-1	1.000	0-1	.000	2-4-6	0	0	2	1	23
UCLA•	22	3-3	1.000	0-0	---	5-5	1.000	0-3-3	0	3	0	0	11
MINNESOTA•	32	10-14	.714	0-1	.000	1-3	.333	3-5-8	2	3	0	1	21
PENN STATE•	33	5-9	.556	0-0	---	6-8	.750	1-8-9	2	0	2	0	16
Ohio State•	23	6-13	.462	0-2	.000	2-5	.400	3-5-8	1	0	0	0	14
#7 PURDUE•		Did		Not		Play	--		Injured				
#21 WISCONSIN•		Did		Not		Play	--		Injured				
Rutgers•		Did		Not		Play	--		Injured				
#25 Maryland•		Did		Not		Play	--		Injured				
OREGON•		Did		Not		Play	--		Injured				
WASHINGTON•		Did		Not		Play	--		Injured				
Illinois•		Did		Not		Play	--		Injured				
Northwestern•		Did		Not		Play	--		Injured				
#8 MICHIGAN STATE•		Did		Not		Play	--		Injured				
Nebraska•		Did		Not		Play	--		Injured				
Ohio State•		Did		Not		Play	--		Injured				
#24 Illinois•		Did		Not		Play	--		Injured				

Home games listed in ALL CAPS
• Denotes games started

Jasen Green

#41 Isaac Traudt • Jr. • Forward

#41 Isaac Traudt's 2023-24 Game-by-Game Stats

Opponent	Min	FG	Pct	3FG	Pct	FT	Pct	O-D-R	A	T	B	S	Pts.
FLORIDA A&	21	4-10	.400	3-8	.375	1-1	1.000	3-3-6	2	0	0	0	12
NORTH DAKOTA STATE	19	2-3	.667	2-3	.667	1-2	.500	2-2-4	0	0	0	0	7
IOWA	13	2-3	.667	2-3	.667	0-0	---	0-1-1	1	0	0	0	6
TEXAS SOUTHERN	20	2-5	.400	1-4	.250	0-0	---	1-2-3	0	1	0	0	5
Loyola (Chicago)•	10	1-1	1.000	1-1	1.000	0-0	---	0-0-0	1	0	0	0	3
Colorado State•	18	2-4	.500	1-3	.333	0-0	---	1-2-3	0	0	0	0	5
Oklahoma State	21	1-1	1.000	1-1	1.000	0-0	---	0-1-1	1	0	0	0	3
Nebraska	9	2-4	.500	0-2	.000	0-0	---	2-4-6	1	0	0	0	4
CENTRAL MICHIGAN	12	6-7	.857	5-6	.833	1-1	1.000	0-1-1	0	1	0	0	18
UNLV	9	0-1	.000	0-1	.000	0-0	---	1-1-2	0	0	0	0	0
ALABAMA	7	0-1	.000	0-1	.000	0-0	---	0-0-0	0	0	0	0	0
VILLANOVA	18	1-2	.500	1-2	.500	0-0	---	0-1-1	2	0	0	0	3
#10 Marquette	10	0-2	.000	0-2	.000	0-0	---	0-1-1	1	0	0	0	0
Georgetown	8	0-3	.000	0-2	.000	0-0	---	1-1-2	0	0	0	0	0
#23 PROVIDENCE	4	0-1	.000	0-1	.000	0-0	---	0-2-2	0	0	0	0	0
DePaul	10	2-4	.500	2-3	.667	0-0	---	2-0-2	0	1	0	0	6
ST. JOHN'S	6	0-2	.000	0-1	.000	0-0	---	1-0-1	0	0	0	0	0
#1 Connecticut	5	0-1	.000	0-1	.000	0-0	---	0-0-0	0	0	0	1	0
Seton Hall	5	0-0	---	0-0	---	0-0	---	0-0-0	1	0	0	0	0
XAVIER	11	1-3	.333	1-3	.333	0-0	---	0-0-0	0	0	0	0	3
DEPAUL	8	1-2	.500	1-2	.500	0-0	---	0-1-1	0	1	0	0	3
BUTLER		Did		Not		Play							
Providence	3	0-0	---	0-0	---	0-0	---	0-0-0	0	0	0	0	0
Xavier	2	0-2	.000	0-2	.000	0-0	---	0-0-0	0	0	0	0	0
GEORGETOWN	7	0-0	---	0-0	---	0-0	---	0-0-0	0	0	0	1	0
Butler	2	0-1	.000	0-0	---	0-0	---	0-0-0	0	0	0	0	0
#1 CONNECTICUT		Did		Not		Play							
St. John's	1	0-0	---	0-0	---	0-0	---	0-0-0	0	0	0	0	0
SETON HALL	7	3-4	.750	3-3	1.000	2-2	1.000	1-0-1	1	0	0	0	11
#5 MARQUETTE	1	0-0	---	0-0	---	0-0	---	0-0-0	0	0	0	0	0
Villanova		Did		Not		Play							
Providence		Did		Not		Play							
Akron	2	0-1	.000	0-1	.000	0-0	---	0-0-0	0	0	1	0	0
Oregon	0+	0-1	.000	0-1	.000	0-0	---	0-0-0	0	0	0	0	0
#6 Tennessee	0+	0-0	---	0-0	---	0-0	---	0-0-0	0	0	0	0	0

#41 Isaac Traudt's 2024-25 Game-by-Game Stats

Opponent	Min	FG	Pct	3FG	Pct	FT	Pct	O-D-R	A	T	B	S	Pts.
UTRGV	15	4-7	.571	3-6	.500	0-0	---	0-0-0	0	0	0	0	11
FDU•	14	1-5	.200	1-5	.200	2-2	1.000	1-4-5	2	1	2	0	5
HOUSTON CHRISTIAN•	18	2-6	.333	0-2	.000	0-0	---	1-1-2	2	1	0	0	4
KANSAS CITY•	22	5-12	.417	3-8	.375	0-0	---	2-1-3	0	0	0	1	13
NEBRASKA•	14	0-2	.000	0-2	.000	0-0	---	0-3-3	0	1	0	0	0
San Diego State	7	0-2	.000	0-2	.000	0-0	---	2-1-3	0	0	0	0	0
#20 Texas A&M	12	0-2	.000	0-2	.000	0-0	---	1-3-4	1	1	0	0	0
Notre Dame	23	2-2	1.000	2-2	1.000	2-2	1.000	2-4-6	1	1	0	0	8
#1 KANSAS	14	0-0	---	0-0	---	0-0	---	0-3-3	0	1	0	0	0
UNLV	27	5-8	.625	5-7	.714	0-0	---	0-5-5	1	0	0	0	15
#7 Alabama	15	0-2	.000	0-2	.000	0-0	---	0-3-3	1	0	0	1	0
Georgetown	17	1-4	.250	1-4	.250	0-0	---	0-2-2	0	1	0	0	3
VILLANOVA	5	0-2	.000	0-2	.000	0-0	---	0-0-0	0	0	0	0	0
ST. JOHN'S	21	3-4	.750	3-4	.750	0-0	---	1-3-4	0	0	0	0	9
#8 Marquette	22	2-4	.500	1-3	.333	0-0	---	0-0-0	1	0	0	0	5
Butler	16	1-1	1.000	0-0	---	0-0	---	0-1-1	0	0	0	0	2
PROVIDENCE	21	4-4	1.000	4-4	1.000	1-1	1.000	1-0-1	0	0	0	0	13
#14 Connecticut	22	3-6	.500	2-5	.400	3-3	1.000	1-1-2	0	0	0	1	11
DePaul	14	0-1	.000	0-1	.000	2-2	1.000	1-4-5	0	0	0	0	2
SETON HALL	20	4-4	1.000	2-2	1.000	0-1	000	0-2-2	0	1	0	0	10
XAVIER	22	5-7	.714	2-4	.500	0-0	---	2-1-3	0	0	0	0	12
Villanova	16	0-4	.000	0-3	.000	0-0	---	1-0-1	0	1	0	0	0
Providence	15	0-1	.000	0-1	.000	2-2	1.000	1-0-1	0	0	0	0	2
#11 MARQUETTE	16	1-6	.167	1-6	.167	2-2	1.000	0-2-2	2	0	0	1	5
CONNECTICUT	18	1-3	.333	1-2	.500	0-0	---	0-4-4	1	0	0	0	3
#9 St. John's	18	1-5	.200	1-3	.333	0-0	---	0-3-3	0	0	0	0	3
GEORGETOWN	13	3-6	.500	2-5	.400	0-0	---	0-1-1	0	0	0	0	8
DEPAUL	20	2-5	.400	2-4	.500	2-2	1.000	0-1-1	1	0	0	1	8
Xavier	16	1-2	.500	1-2	.500	0-0	---	1-1-2	1	1	0	1	3
Seton Hall	14	0-1	.000	0-1	.000	0-0	---	0-1-1	1	0	0	0	0
BUTLER	9	1-2	.500	0-1	.000	0-0	---	0-0-0	0	0	0	0	2
DePaul	14	2-3	.667	1-2	.500	0-0	---	1-1-2	0	0	0	0	5
Connecticut	16	0-2	.000	0-1	.000	0-0	---	0-2-2	0	0	0	0	0
#6 St. John's	10	1-1	1.000	0-0	---	0-0	---	1-0-1	0	0	0	0	2
#10 Louisville	9	0-1	.000	0-1	.000	0-0	---	0-0-0	0	0	0	0	0
#4 Auburn	4	0-0	---	0-0	---	0-0	---	0-0-0	1	0	0	0	0

#53 Josh Townley-Thomas • Jr. • Forward

#53 Josh Townley-Thomas' 2024-25 Game-by-Game Stats

Opponent	Min	FG	Pct	3FG	Pct	FT	Pct	O-D-R	A	T	B	S	Pts.
UTRGV	0+	0-0	---	0-0	---	0-0	---	0-0-0	0	0	0	1	0
FDU	4	0-2	.000	0-2	.000	0-0	---	0-0-0	0	0	0	0	0
HOUSTON CHRISTIAN	3	0-0	---	0-0	---	0-0	---	0-0-0	0	0	0	0	0
KANSAS CITY		Did		Not		Play							
NEBRASKA		Did		Not		Play							
San Diego State		Did		Not		Play							
#20 Texas A&M		Did		Not		Play							
Notre Dame		Did		Not		Play							
#1 KANSAS		Did		Not		Play							
UNLV	1	0-1	.000	0-0	---	0-0	---	0-0-0	0	0	0	0	0
#7 Alabama		Did		Not		Play							
Georgetown		Did		Not		Play							
VILLANOVA		Did		Not		Play							
ST. JOHN'S		Did		Not		Play							
#8 Marquette		Did		Not		Play							
Butler		Did		Not		Play							
PROVIDENCE		Did		Not		Play							
#14 Connecticut		Did		Not		Play							
DePaul	2	1-2	.500	0-0	---	0-0	---	0-1-1	0	0	0	0	2
SETON HALL	2	0-0	---	0-0	---	0-0	---	0-0-0	0	0	0	0	0
XAVIER		Did		Not		Play							
Villanova		Did		Not		Play							
Providence		Did		Not		Play							
#11 MARQUETTE		Did		Not		Play							
CONNECTICUT		Did		Not		Play							
#9 St. John's		Did		Not		Play							
GEORGETOWN		Did		Not		Play							
DEPAUL		Did		Not		Play							
Xavier	2	1-1	1.000	0-0	---	0-0	---	1-0-1	0	0	0	0	2
Seton Hall		Did		Not		Play							
BUTLER	0+	0-0	---	0-0	---	0-0	---	0-0-0	0	0	0	0	0
DePaul		Did		Not		Play							
Connecticut		Did		Not		Play							
#6 St. John's	1	0-0	---	0-0	---	0-0	---	0-0-0	0	0	0	0	0
#10 Louisville		Did		Not		Play							
#4 Auburn	1	0-0	---	0-0	---	0-0	---	0-0-0	0	0	0	0	0

Home games listed in ALL CAPS
• Denotes games started

Josh Townley-Thomas

Isaac Traudt

Career Stats vs. 2025-26 Opponents

vs. Alabama

	G-S	FG	Pct	3FG	Pct	FT	Pct	Reb	Avg	A	T	B	S	Pts	Avg	Hi
McAndrew	1-1	5-9	.556	5-8	.625	1-1	1.000	0	0.0	0	0	0	1	16	16.0	16
Green	2-0	4-7	.571	0-1	.000	0-0	---	6	3.0	1	1	1	1	8	4.0	6
Davis	1-0	0-0	---	0-0	---	0-0	---	0	0.0	0	1	0	0	0	0.0	--
Thomas	1-0	0-0	---	0-0	---	0-0	---	0	0.0	0	0	0	0	0	0.0	--
Traudt	2-0	0-3	.000	0-3	.000	0-0	---	3	1.5	1	0	0	1	0	0.0	--

vs. Auburn

	G-S	FG	Pct	3FG	Pct	FT	Pct	Reb	Avg	A	T	B	S	Pts	Avg	Hi
McAndrew	1-1	4-8	.500	4-8	.500	0-0	---	6	6.0	1	0	1	1	12	12.0	12
Zugic	1-0	2-2	1.000	2-2	1.000	4-6	.667	2	2.0	3	1	0	1	10	10.0	10
Green	1-1	2-6	.333	0-2	.000	0-0	---	3	3.0	1	1	0	0	4	4.0	4
Davis	1-0	0-0	---	0-0	---	0-0	---	0	0.0	0	0	0	0	0	0.0	--
Townley-Thomas	1-0	0-0	---	0-0	---	0-0	---	0	0.0	0	0	0	0	0	0.0	--
Traudt	1-0	0-0	---	0-0	---	0-0	---	0	0.0	1	0	0	0	0	0.0	--
Dix!	1-0	0-0	---	0-0	---	0-0	---	0	0.0	0	0	0	0	0	0.0	--

!includes Dix's stats while playing for Iowa

vs. Butler

	G-S	FG	Pct	3FG	Pct	FT	Pct	Reb	Avg	A	T	B	S	Pts	Avg	Hi
McAndrew	2-2	9-14	.643	8-13	.615	0-0	---	7	3.5	3	0	0	1	26	13.0	14
Zugic	1-0	2-5	.400	2-5	.400	2-2	1.000	3	3.0	1	1	0	0	8	8.0	8
Traudt	3-0	2-4	.500	0-1	.000	0-0	---	1	0.3	0	0	0	0	4	1.3	4
Green	3-2	1-2	.500	0-1	.000	0-0	---	7	2.3	2	0	0	0	2	0.7	2
Davis	1-0	0-0	---	0-0	---	0-0	---	0	0.0	0	0	0	0	0	0.0	--
Thomas	1-0	0-0	---	0-0	---	0-0	---	0	0.0	0	0	0	0	0	0.0	--
Townley-Thomas	1-0	0-0	---	0-0	---	0-0	---	0	0.0	0	0	0	0	0	0.0	--

vs. Connecticut

	G-S	FG	Pct	3FG	Pct	FT	Pct	Reb	Avg	A	T	B	S	Pts	Avg	Hi
Green	5-3	15-21	.714	4-9	.444	4-8	.500	11	2.2	4	4	3	2	38	7.6	19
Zugic	2-0	2-3	.667	1-2	.500	5-6	.833	0	0.0	1	1	1	0	10	5.0	6
Traudt	3-0	4-11	.364	3-8	.375	3-3	1.000	8	2.7	1	0	0	1	14	4.7	11
McAndrew	3-3	5-13	.385	3-10	.300	1-2	.500	9	3.0	2	0	0	0	14	4.7	8
Davis	2-0	0-2	.000	0-1	.000	0-0	---	2	1.0	0	0	0	0	0	0.0	--

vs. DePaul

	G-S	FG	Pct	3FG	Pct	FT	Pct	Reb	Avg	A	T	B	S	Pts	Avg	Hi
Zugic	3-0	10-19	.526	4-11	.364	6-9	.667	8	2.7	3	5	0	1	30	10.0	13
Davis	1-0	1-1	1.000	0-0	---	5-6	.833	1	1.0	1	1	0	0	7	7.0	7
McAndrew	3-3	7-23	.304	3-17	.176	0-0	---	19	6.3	1	3	0	4	17	5.7	9
Traudt	5-0	7-15	.467	6-12	.500	4-4	1.000	11	2.2	1	0	0	1	24	4.8	8
Green	5-3	4-9	.444	1-5	.200	4-6	.667	14	2.8	6	4	0	1	13	2.6	7
Townley-Thomas	1-0	1-2	.500	0-0	---	0-0	---	1	1.0	0	0	0	0	2	2.0	2
Thomas	1-0	0-0	---	0-0	---	0-0	---	3	3.0	0	0	1	0	0	0.0	---

vs. Georgetown

	G-S	FG	Pct	3FG	Pct	FT	Pct	Reb	Avg	A	T	B	S	Pts	Avg	Hi
McAndrew	2-2	6-15	.400	4-12	.333	0-3	.000	12	6.0	0	3	0	4	16	8.0	13
Green	4-1	7-10	.700	1-3	.333	6-8	.750	10	2.5	0	2	0	0	21	5.3	14
Zugic	1-0	1-3	.333	1-3	.333	0-0	---	3	3.0	0	0	1	0	3	3.0	3
Traudt	4-0	4-13	.308	3-11	.273	0-0	---	5	1.3	0	1	0	0	11	2.8	8
Davis	2-0	0-0	---	0-0	---	0-0	---	0	0.0	2	2	0	0	0	0.0	---
Thomas	1-0	0-2	.000	0-0	---	0-0	---	0	0.0	0	2	0	0	0	0.0	---

vs. Iowa State

	G-S	FG	Pct	3FG	Pct	FT	Pct	Reb	Avg	A	T	B	S	Pts	Avg	Hi
Freeman!	2-1	10-14	.714	1-1	1.000	6-9	.667	13	6.5	2	4	6	1	27	13.5	16
Dix!	3-2	8-18	.444	3-8	.375	2-2	1.000	5	1.7	4	2	1	1	21	7.0	14

!includes Dix's and Freeman's stats while playing for Iowa

vs. Kansas

	G-S	FG	Pct	3FG	Pct	FT	Pct	Reb	Avg	A	T	B	S	Pts	Avg	Hi
Harper#	1-1	6-10	.600	3-3	1.000	1-2	.500	4	4.0	3	2	0	0	16	16.0	16
McAndrew	1-1	1-4	.250	1-4	.250	0-0	---	4	4.0	1	0	0	0	3	3.0	3
Green	1-0	0-0	---	0-0	---	0-0	---	3	3.0	0	0	0	1	0	0.0	--
Davis	1-0	0-0	---	0-0	---	0-0	---	0	0.0	0	0	0	0	0	0.0	--
Traudt	1-0	0-0	---	0-0	---	0-0	---	3	3.0	0	1	0	0	0	0.0	--

#includes Harper's stats while playing for Howard

vs. Kansas State

	G-S	FG	Pct	3FG	Pct	FT	Pct	Reb	Avg	A	T	B	S	Pts	Avg	Hi
Freeman!	1-1	3-6	.500	0-0	---	4-5	.800	6	6.0	1	4	2	1	10	10.0	10
Dix!	1-1	1-6	.167	0-2	.000	4-4	1.000	2	2.0	3	1	0	1	6	6.0	6

!includes Dix's and Freeman's stats while playing for Iowa

vs. Marquette

	G-S	FG	Pct	3FG	Pct	FT	Pct	Reb	Avg	A	T	B	S	Pts	Avg	Hi
McAndrew	2-2	5-15	.333	3-11	.273	0-0	---	10	5.0	0	1	0	0	13	6.5	10
Green	3-2	6-10	.600	0-1	.000	2-2	1.000	13	4.3	2	2	2	0	14	4.7	8
Zugic	2-0	2-3	.667	1-1	1.000	4-4	1.000	2	1.0	0	2	0	0	9	4.5	9
Traudt	4-0	3-12	.250	2-11	.181	2-2	1.000	3	0.8	4	0	0	0	7	1.8	5
Thomas	2-0	0-0	---	0-0	---	0-0	---	0	0.0	0	0	0	0	0	0.0	---

Jackson McAndrew

vs. Maryland

	G-S	FG	Pct	3FG	Pct	FT	Pct	Reb	Avg	A	T	B	S	Pts	Avg	Hi
Freeman!	2-2	8-17	.471	0-1	.000	3-5	.600	17	8.5	1	4	4	0	19	9.5	14
Dix!	4-3	7-24	.292	4-15	.267	2-4	.500	5	1.3	12	2	0	0	20	5.0	8

!includes Dix's and Freeman's stats while playing for Iowa

vs. Maryland Eastern Shore

	G-S	FG	Pct	3FG	Pct	FT	Pct	Reb	Avg	A	T	B	S	Pts	Avg	Hi
Harper#	2-2	15-26	.577	4-5	.800	13-16	.813	19	9.5	11	6	0	3	47	23.5	34
Graves$	1-0	0-1	.000	0-0	---	0-0	---	1	1.0	1	0	0	2	0	0.0	--

#includes Harper's stats while playing for Howard
$includes Graves' stats while playing for Charlotte

vs. Michigan

	G-S	FG	Pct	3FG	Pct	FT	Pct	Reb	Avg	A	T	B	S	Pts	Avg	Hi
Freeman!	3-3	12-20	.600	0-1	.000	9-12	.750	16	5.3	2	3	4	2	33	11.0	15
Dix!	4-2	13-30	.433	4-13	.308	5-5	1.000	15	3.8	7	5	4	0	35	8.8	16

!includes Dix's and Freeman's stats while playing for Iowa

vs. Nebraska

Name	G-S	FG	Pct	3FG	Pct	FT	Pct	Reb	Avg	A	T	B	S	Pts	Avg	Hi
Freeman!	2-2	16-25	.640	0-1	.000	5-8	.625	18	9.0	3	1	4	2	37	18.5	22
Dix!	5-2	23-39	.590	14-21	.667	7-8	.875	12	2.4	14	1	2	7	67	13.4	31
McAndrew	1-0	2-6	.333	2-6	.333	2-2	1.000	5	5.0	0	0	1	0	8	8.0	8
Traudt	2-1	2-6	.333	0-4	.000	0-0	---	9	4.5	1	1	0	0	4	2.0	4
Green	2-0	0-0	---	0-0	---	0-0	---	1	0.5	0	0	0	1	0	0.0	--
Davis	1-0	0-1	.000	0-1	.000	0-0	---	0	0.0	0	0	0	0	0	0.0	--
Thomas	1-0	0-0	---	0-0	---	0-0	---	0	0.0	0	0	0	0	0	0.0	--

!includes Dix's and Freeman's stats while playing for Iowa

vs. North Dakota

	G-S	FG	Pct	3FG	Pct	FT	Pct	Reb	Avg	A	T	B	S	Pts	Avg	Hi
Freeman!	1-0	7-8	.875	0-1	.000	0-0	---	3	3.0	1	1	0	2	14	14.0	14
Dix!	1-0	2-3	.667	0-0	---	0-0	---	2	2.0	1	0	0	1	4	4.0	4

!includes Dix's and Freeman's stats while playing for Iowa

vs. Notre Dame

	G-S	FG	Pct	3FG	Pct	FT	Pct	Reb	Avg	A	T	B	S	Pts	Avg	Hi
Traudt	1-0	2-2	1.000	2-2	1.000	2-2	1.000	6	6.0	1	1	0	0	8	8.0	8
Davis	1-0	2-2	1.000	0-0	---	0-0	---	1	1.0	0	1	0	0	4	4.0	4
Green	1-0	2-3	.667	0-0	---	0-0	---	1	1.0	1	0	1	0	4	4.0	4
McAndrew	1-1	1-2	.500	1-2	.500	0-0	---	4	4.0	0	0	0	0	3	3.0	3
Thomas	1-0	1-1	1.000	0-0	---	0-0	---	1	1.0	1	0	0	0	2	2.0	2
Swartz*	1-0	0-4	.000	0-4	.000	0-0	---	0	0.0	2	0	0	0	0	0.0	--

$includes Swartz's stats while playing for Miami (Fla.)

vs. Oregon

	G-S	FG	Pct	3FG	Pct	FT	Pct	Reb	Avg	A	T	B	S	Pts	Avg	Hi
Dix!	1-1	8-15	.533	2-6	.333	1-2	.500	1	1.0	2	0	0	2	19	19.0	19
Green	1-0	2-3	.667	0-0	---	0-0	---	9	9.0	0	1	0	0	4	4.0	4
Traudt	1-0	0-1	.000	0-1	.000	0-0	---	0	0.0	0	0	0	0	0	0.0	--

!includes Dix's and Freeman's stats while playing for Iowa

Career Stats vs. 2025-26 Opponents

vs. Providence

	G-S	FG	Pct	3FG	Pct	FT	Pct	Reb	Avg	A	T	B	S	Pts	Avg	Hi
McAndrew	2-2	3-11	.273	3-9	.333	0-0	.000	5	2.5	0	0	0	0	9	4.5	6
Traudt	4-0	4-6	.667	4-6	.667	3-3	1.000	4	1.0	0	0	0	0	15	3.8	13
Zugic	2-0	3-10	.300	0-5	.000	0-0	---	6	3.0	1	0	0	0	6	3.0	6
Green	4-2	5-12	.420	1-5	.200	0-0	.000	7	1.8	2	2	2	0	11	2.8	4
Davis	1-0	0-0	---	0-0	---	0-0	---	1	1.0	0	0	0	0	0	0.0	---
Thomas	2-0	0-0	---	0-0	---	0-0	---	1	0.5	0	0	0	0	0	0.0	---

vs. Rutgers

	G-S	FG	Pct	3FG	Pct	FT	Pct	Reb	Avg	A	T	B	S	Pts	Avg	Hi
Freeman!	1-1	5-7	.714	0-0	---	5-6	.833	4	4.0	1	1	2	0	15	15.0	15
Dix!	3-2	16-25	.640	5-10	.500	4-4	1.000	8	2.7	7	4	2	3	41	13.7	26

!includes Dix's and Freeman's stats while playing for Iowa

vs. St. John's

	G-S	FG	Pct	3FG	Pct	FT	Pct	Reb	Avg	A	T	B	S	Pts	Avg	Hi
McAndrew	3-3	8-24	.333	5-19	.263	2-4	.500	17	5.7	1	2	0	0	23	7.7	14
Green	5-3	9-15	.600	0-4	.000	3-4	.750	13	2.6	5	3	3	3	21	4.2	10
Traudt	3-0	1-7	.143	1-4	.250	0-0	---	4	1.3	0	0	0	0	3	1.0	3
Zugic	3-0	1-2	.500	0-0	---	0-0	---	1	0.3	1	3	0	0	2	0.7	2
Thomas	3-0	0-0	---	0-0	---	0-0	---	1	0.3	0	0	0	0	0	0.0	---
Davis	2-0	0-0	---	0-0	---	0-0	---	0	0.0	0	1	0	0	0	0.0	---
Townley-Thomas	1-0	0-0	---	0-0	---	0-0	---	0	0.0	0	0	0	0	0	0.0	--

vs. San Diego State

	G-S	FG	Pct	3FG	Pct	FT	Pct	Reb	Avg	A	T	B	S	Pts	Avg	Hi
McAndrew	1-1	4-11	.364	4-11	.364	0-0	---	14	14.0	0	3	1	0	12	12.0	12
Davis	1-1	0-1	.000	0-1	.000	0-2	.000	0	0.0	2	0	0	0	0	0.0	--
Green	1-0	0-0	---	0-0	---	0-0	---	1	1.0	0	0	0	0	0	0.0	--
Thomas	1-0	0-0	---	0-0	---	0-0	---	0	0.0	0	0	0	0	0	0.0	--
Traudt	1-0	0-2	.000	0-2	.000	0-0	---	3	3.0	0	0	0	0	0	0.0	--

vs. Seton Hall

	G-S	FG	Pct	3FG	Pct	FT	Pct	Reb	Avg	A	T	B	S	Pts	Avg	Hi
McAndrew	2-2	7-15	.467	6-14	.429	2-2	1.000	6	3.0	2	3	1	1	22	11.0	17
Zugic	2-0	5-8	.625	3-5	.600	2-3	.667	4	2.0	3	1	0	1	15	7.5	9
Freeman!	1-0	3-4	.750	0-0	---	0-0	---	3	3.0	1	3	1	1	6	6.0	6
Traudt	4-0	7-9	.777	5-6	.833	2-3	.667	4	1.0	3	0	0	0	21	5.3	11
Dix!	2-0	3-4	.750	1-1	1.000	2-2	1.000	3	1.5	1	0	0	1	9	4.5	9
Green	3-2	5-10	.500	3-6	.500	1-3	.333	7	2.3	3	3	1	2	9	3.0	9
Davis	2-1	1-1	1.000	0-0	---	0-0	---	1	1.0	0	1	0	1	2	1.0	2
Thomas	1-1	0-0	---	0-0	---	0-0	---	0	0.0	0	0	1	0	0	0.0	--
Townley-Thomas	1-0	0-0	---	0-0	---	0-0	---	0	0.0	0	0	0	0	0	0.0	--

!includes Dix's and Freeman's stats while playing for Iowa

Shane Thomas

vs. South Dakota

	G-S	FG	Pct	3FG	Pct	FT	Pct	Reb	Avg	A	T	B	S	Pts	Avg	Hi
Dix!	1-1	8-10	.800	5-6	.833	2-2	1.000	4	4.0	5	0	0	1	23	23.0	23

!includes Dix's stats while playing for Iowa

vs. Syracuse

	G-S	FG	Pct	3FG	Pct	FT	Pct	Reb	Avg	A	T	B	S	Pts	Avg	Hi
Swartz*	1-0	0-1	.000	0-1	.000	0-0	---	0	0.0	1	0	0	0	0	0.0	--

$includes Swartz's stats while playing for Miami (Fla.)

vs. Tennessee

	G-S	FG	Pct	3FG	Pct	FT	Pct	Reb	Avg	A	T	B	S	Pts	Avg	Hi
Swartz*	1-1	3-11	.273	1-7	.143	1-1	1.000	1	1.0	0	1	0	1	8	8.0	8
Green	1-0	2-2	1.000	0-0	---	0-0	---	6	6.0	1	0	0	0	4	4.0	4
Traudt	1-0	0-0	---	0-0	---	0-0	---	0	0.0	0	0	0	0	0	0.0	--

$includes Swartz's stats while playing for Miami (Fla.)

vs. UNLV

	G-S	FG	Pct	3FG	Pct	FT	Pct	Reb	Avg	A	T	B	S	Pts	Avg	Hi
Traudt	2-0	5-9	.556	5-8	.625	0-0	---	7	3.5	1	0	0	0	15	7.5	15
Green	2-0	5-5	1.000	2-2	1.000	0-0	---	4	2.0	1	2	0	0	12	6.0	12
McAndrew	1-1	1-3	.333	0-2	.000	0-0	---	0	0.0	0	1	0	1	2	2.0	2
Davis	1-0	0-2	.000	0-0	---	0-0	---	1	1.0	2	2	0	0	0	0.0	--
Thomas	1-0	0-1	.000	0-0	---	0-0	---	0	0.0	0	0	0	0	0	0.0	--
Townley-Thomas	1-0	0-1	.000	0-0	---	0-0	---	0	0.0	0	0	0	0	0	0.0	--

vs. Villanova

	G-S	FG	Pct	3FG	Pct	FT	Pct	Reb	Avg	A	T	B	S	Pts	Avg	Hi
McAndrew	2-2	8-17	.471	5-10	.500	0-0	---	11	5.5	1	1	0	0	21	10.5	13
Green	3-2	3-6	.500	1-4	.250	4-6	.667	11	3.7	5	5	2	0	11	3.7	8
Davis	2-0	1-2	.500	0-1	.000	1-2	.500	1	0.5	1	1	0	0	3	1.5	3
Traudt	3-0	1-8	.125	1-7	.142	0-0	---	2	0.7	2	1	0	0	3	1.0	3
Thomas	1-0	0-0	---	0-0	---	0-0	---	0	0.0	0	0	0	0	0	0.0	--
Zugic	2-0	0-2	.000	0-2	.000	0-0	---	6	3.0	0	1	0	0	0	0.0	--

vs. Xavier

	G-S	FG	Pct	3FG	Pct	FT	Pct	Reb	Avg	A	T	B	S	Pts	Avg	Hi
Traudt	4-0	7-14	.500	4-11	.364	0-0	---	5	1.3	1	1	0	1	18	4.5	12
McAndrew	2-2	3-8	.375	2-6	.333	0-1	.000	9	4.5	3	1	0	0	8	4.0	6
Green	3-2	4-8	.500	0-3	.000	3-3	1.000	5	1.7	2	1	1	0	11	3.7	6
Zugic	1-1	1-3	.333	1-3	.333	0-0	---	0	0.0	1	1	1	0	3	3.0	3
Davis	1-0	1-1	.500	0-0	---	0-0	---	2	2.0	4	1	0	1	2	2.0	2
Townley-Thomas	1-0	1-1	.500	0-0	---	0-0	---	1	0.0	0	0	0	0	2	2.0	2
Thomas	1-0	0-0	---	0-0	---	0-0	---	0	0.0	0	0	0	0	0	0.0	--

In the Conference Tournament

Name	G-S	FG	Pct	3FG	Pct	FT	Pct	Reb	Avg	A	T	B	S	Pts	Avg	Hi
Harper#	1-1	8-17	.471	0-1	.000	12-13	.923	2	2.0	3	3	0	1	26	26.0	26
Dix!	4-3	21-39	.538	4-13	.308	0-1	.000	11	2.8	8	3	3	3	46	11.5	21
Graves$	4-3	13-39	.333	2-16	.125	18-23	.783	15	3.8	7	7	3	2	46	11.5	18
Green	4-3	12-18	.667	1-5	.200	4-6	.667	16	4.0	6	3	0	4	29	7.3	19
McAndrew	3-3	8-26	.308	4-19	.211	2-4	.500	18	6.0	3	2	0	2	22	7.3	14
McChesney^	3-0	7-12	.583	4-9	.444	2-2	1.000	13	4.3	3	3	1	0	20	6.7	13
Zugic	3-0	6-7	.857	2-3	.667	3-4	.750	4	1.3	1	5	1	2	17	5.7	13
Davis	3-0	1-1	1.000	0-0	---	5-6	.833	3	1.0	1	1	0	0	7	2.3	7
Townley-Thomas	1-0	0-0	---	0-0	---	0-0	---	0	0.0	0	0	0	0	0	0.0	--
Thomas	1-0	0-0	---	0-0	---	0-0	---	0	0.0	0	0	0	0	0	0.0	--

#includes Harper's stats while playing for Howard
!includes Dix and Freeman's stats while playing for Iowa
$includes Graves' stats while playing for Charlotte
^includes McChesney's stats while playing for Illinois State

In the NCAA Tournament

	G-S	FG	Pct	3FG	Pct	FT	Pct	Reb	Avg	A	T	B	S	Pts	Avg	Hi
McAndrew	2-2	8-17	.471	7-15	.467	0-0	---	7	3.5	1	1	1	2	23	11.5	12
Zugic	2-0	3-3	1.000	3-3	1.000	5-8	.625	3	1.5	5	1	0	1	14	7.0	10
Green	5-2	10-17	.588	0-3	.000	1-2	.500	27	5.4	4	5	0	0	21	4.2	9
Davis	1-0	0-0	---	0-0	---	0-0	---	0	0.0	0	0	0	0	0	0.0	--
Townley-Thomas	1-0	0-0	---	0-0	---	0-0	---	0	0.0	0	0	0	0	0	0.0	--
Thomas	1-0	0-0	---	0-0	---	0-0	---	0	0.0	0	0	0	0	0	0.0	--
Traudt	5-0	0-3	.000	0-3	.000	0-0	---	0	0.0	1	0	1	0	0	0.0	--
Dix!	1-0	0-0	---	0-0	---	0-0	---	0	0.0	0	0	0	0	0	0.0	--

!includes Dix and Freeman's stats while playing for Iowa

In the NIT

	G-S	FG	Pct	3FG	Pct	FT	Pct	Reb	Avg	A	T	B	S	Pts	Avg	Hi
Freeman!	2-2	8-18	.444	0-0	---	6-9	.667	13	6.5	5	4	5	1	22	11.0	12
Dix!	2-2	7-15	.467	1-3	.333	5-6	.833	6	3.0	4	1	1	2	20	10.0	14

!includes Dix's and Freeman's stats while playing for Iowa

In the CBI

	G-S	FG	Pct	3FG	Pct	FT	Pct	Reb	Avg	A	T	B	S	Pts	Avg	Hi
Graves$	1-0	0-0	---	0-0	---	0-0	---	0	0.0	0	0	0	0	0	0.0	--

$includes Graves' stats while playing for Charlotte

Alabama Crimson Tide

• Potential Opponent •
Players Era Men's Championship
Nov. 26/27 • Las Vegas, Nev. • Time TBD

Team Information

Location:	Tuscaloosa, Ala.
Nickname:	Crimson Tide
Colors:	Crimson and White
League:	Southeastern
Home Arena:	Coleman Coliseum
Capacity:	13,474
Series History:	Creighton leads, 3-1
Basketball SID:	Steven Gonzalez
Cell Phone:	(602) 803-0521
Email:	sgonzalez@ia.ua.edu
Web Site:	RollTide.com
MBB Twitter:	@AlabamaMBB
2024-25 Record:	28-9
2024-25 Conference Record:	13-5
Head Coach:	Nate Oats
Career Record (years):	241-106 (10)
School Record (years):	145-63 (6)

Auburn Tigers

• Potential Opponent •
Players Era Men's Championship
Nov. 26/27 • Las Vegas, Nev. • Time TBD

Team Information

Location:	Auburn, Ala.
Nickname:	Tigers
Colors:	Burnt Orange and Navy Blue
Conference:	Southeastern
Home Arena:	Neville Arena
Capacity:	9,121
Series History:	Auburn leads, 2-1
Basketball SID:	TBD
Cell Phone:	TBD
Email:	mnavor@auburn.edu
Web Site:	AuburnTigers.com
MBB Twitter:	@AuburnMBB
2024-25 Record:	32-6
2024-25 Conference Record:	15-3
Head Coach:	Steven Pearl
Career Record (years)	First Year
School Record (years):	First Year

Baylor Bears

Players Era Men's Championship
Nov. 24 • Las Vegas, Nev. • 1 p.m. CST

Team Information

Location:	Waco, Texas
Nickname:	Bears
Colors:	Green and Gold
Conference:	Big 12
Home Arena:	Foster Pavilion
Capacity:	7,500
Series History:	Creighton leads, 4-2
Basketball SID:	Matt Roberts
Cell Phone:	(254) 227-2280
Email:	WM_Roberts@baylor.edu
Web Site:	BaylorBears.com
MBB Twitter:	@BaylorMBB
2024-25 Record:	20-15
2024-25 Conference Record:	10-10
Head Coach:	Scott Drew
Career Record (years)	484-270 (23)
School Record (years):	464-259 (22)

Butler Bulldogs

Dec. 30 • Omaha, Neb. • 8 p.m.
March 4 • Indianapolis, Ind. • 5 p.m. CST

Team Information

Location:	Indianapolis, Ind.
Nickname:	Bulldogs
Colors:	Blue and White
Conference:	BIG EAST
Home Arena:	Hinkle Fieldhouse
Capacity:	9,100
Series History:	Creighton leads, 20-12
Basketball SID:	John Dedman
Cell Phone:	(317) 491-5462
Email:	jdedman@butler.edu
Web Site:	ButlerSports.com
MBB Twitter:	@ButlerMBB
2024-25 Record:	15-20
2024-25 Conference Record:	6-14
Head Coach:	Thad Matta
Career Record (years):	486-207 (20)
School Record (years):	71-61 (4)

Connecticut Huskies

Jan. 31 • Omaha, Neb. • 7 p.m.
Feb. 18 • Storrs, Conn. • 6 p.m. CST

Team Information

Location:	Storrs, Conn.
Nickname:	Huskies
Colors:	National Flag Blue (Navy) and White
Conference:	BIG EAST
Home Arena For Creighton Game:	Gampel Pavilion
Capacity:	10,299
Series History:	Creighton leads, 9-3
Basketball SID:	Bobby Mullen
Cell Phone:	(609) 923-4463
Email:	robert.mullen@uconn.edu
Web Site:	UConnHuskies.com
MBB Twitter:	@UConnMBB
2024-25 Record:	24-11
2024-25 Conference Record:	14-6
Head Coach:	Dan Hurley
Career Record (years):	316-174 (15)
School Record (years):	165-69 (7)

DePaul Blue Demons

Feb. 11 • Chicago, Ill. • 8 p.m.
Feb. 25 • Omaha, Neb. • 8 p.m.

Team Information

Location:	Chicago, Ill.
Nickname:	Blue Demons
Colors:	Royal Blue and Scarlet
Conference:	BIG EAST
Home Arena:	Wintrust Arena
Capacity:	10,387
Series History:	Creighton leads, 33-16
Basketball SID:	Courtney Day
Cell Phone:	(872) 273-8659
Email:	cday13@depaul.edu
Web Site:	DePaulBlueDemons.com
MBB Twitter:	@DePaulHoops
2024-25 Record:	14-20
2024-25 Conference Record:	4-16
Head Coach:	Chris Holtman
Career Record (years):	265-191 (14)
School Record (years):	14-20 (1)

Georgetown Hoyas

Jan. 13 • Omaha, Neb. • 8 p.m.
Feb. 4 • Washington, D.C. • 6:30 p.m. CST

Team Information

Location:	Washington, D.C.
Nickname:	Hoyas
Colors:	Blue and Gray
Conference:	BIG EAST
Home Arena:	Capital One Arena
Capacity:	20,600
Series History:	Creighton leads, 17-10
Basketball SID:	Diana Pulupa
Cell Phone:	(301) 758-5454
Email:	diana.pulupa@georgetown.edu
Web Site:	GUHoyas.com
MBB Twitter:	@GeorgetownHoops
2024-25 Record:	18-16
2024-25 Conference Record:	8-12
Head Coach:	Ed Cooley
Career Record (years):	361-261 (19)
School Record (years):	27-39 (2)

Owen Freeman has averaged 13.5 points and 6.5 rebounds in two career games against Iowa State.

Gonzaga Bulldogs

Nov. 11 • Spokane, Wash. • 9 p.m. CST
• Also a Potential Opponent •
Players Era Men's Championship

Team Information

Location:	Spokane, Wash.
Nickname:	Bulldogs
Colors:	Navy Blue and White
Conference:	West Coast
Home Arena:	McCarthey Athletic Center
Capacity:	6,000
Series History:	Creighton leads, 6-5
Basketball SID:	Barrett Henderson
Cell Phone:	(541) 805-5687
Email:	hendersonb@gonzaga.edu
Web Site:	GoZags.com
MBB Twitter:	@ZagMBB
2024-25 Record:	26-9
2024-25 Conference Record:	14-4
Head Coach:	Mark Few
Career Record (years)	741-152 (26)
School Record (years):	Same

Houston Cougars

• Potential Opponent •
Players Era Men's Championship
Nov. 26/27 • Las Vegas, Nev. • Time TBD

Team Information

Location:	Houston, Texas
Nickname:	Cougars
Colors:	Red and White
Conference:	Big 12
Home Arena:	Fertitta Center
Capacity:	7,035
Series History:	Houston leads, 7-3
Basketball SID:	Jeff Conrad
Cell Phone:	(713) 557-3841
Email:	jaconrad@central.uh.edu
Web Site:	UHCougars.com
MBB Twitter:	@UHCougarMBK
2024-25 Record:	35-5
2024-25 Conference Record:	19-1
Head Coach:	Kelvin Sampson
Career Record (years)	799-354 (36)
School Record (years):	299-84 (11)

Iowa State Cyclones

Players Era Men's Championship
Nov. 25 • Las Vegas, Nev. • 1 p.m. CST

Team Information

Location:	Ames, Iowa
Nickname:	Cyclones
Colors:	Cardinal and Gold
Conference:	Big 12
Home Arena:	James H. Hilton Coliseum
Capacity:	14,267
Series History:	Iowa State leads, 17-15
Basketball SID:	Ryan Workman
Cell Phone:	(701) 809-6597
Email:	rworkman@iastate.edu
Web Site:	Cyclones.com
MBB Twitter:	@CycloneMBB
2024-25 Record:	25-10
2024-25 Conference Record:	13-7
Head Coach:	TJ Otzelberger
Career Record (years)	194-108 (9)
School Record (years):	95-45 (4)

Kansas Jayhawks

• Potential Opponent •
Players Era Men's Championship
Nov. 26/27 • Las Vegas, Nev. • Time TBD

Team Information

Location:	Lawrence, Kan.
Nickname:	Jayhawks
Colors:	Blue and Crimson
Conference:	Big 12
Home Arena:	Allen Fieldhouse
Capacity:	15,300
Series History:	Kansas leads, 11-7
Basketball SID:	Chris Theisen
Cell Phone:	(785) 331-9356
Email:	theisen@ku.edu
Web Site:	KUathletics.com
MBB Twitter:	@KUHoops
2024-25 Record:	21-13
2024-25 Conference Record:	11-9
Head Coach:	Bill Self
Career Record (years)	816-261 (32)
School Record (years):	609-156 (22)

Kansas State Wildcats

Dec. 13 • Omaha, Neb. • 2 p.m.

Team Information

Location:	Manhattan, Kan.
Nickname:	Wildcats
Colors:	Purple and White
Conference:	Big 12
Home Arena:	Bramlage Coliseum
Capacity:	11,000
Series History:	Series tied, 8-8
Basketball SID:	Tom Gilbert
Cell Phone:	(785) 587-7868
Email:	tgilbert@kstatesports.com
Web Site:	k-statesports.com
MBB Twitter:	@KStateMBB
2024-25 Record:	16-17
2024-25 Conference Record:	9-11
Head Coach:	Jerome Tang
Career Record (years)	63-42 (4)
School Record (years):	61-42 (3)

Marquette Golden Eagles

Dec. 20 • Omaha, Neb. • 7:30 p.m.
Jan. 27 • Milwaukee, Wis. • 8:30 p.m.

Team Information

Location:	Milwaukee, Wis.
Nickname:	Golden Eagles
Colors:	Blue and Gold
Conference:	BIG EAST
Home Arena:	Fiserv Forum
Capacity:	17,500
Series History:	Marquette leads, 60-41
Basketball SID:	Scott Kuykendall
Cell Phone:	(414) 807-3490
Email:	scott.kuykendall@mu.edu
Web Site:	GoMarquette.com
MBB Twitter:	@MarquetteMBB
2024-25 Record:	23-11
2024-25 Conference Record:	13-7
Head Coach:	Shaka Smart
Career Record (years):	370-183 (16)
School Record (years):	98-41 (4)

Maryland Terrapins

• Potential Opponent •
Players Era Men's Championship
Nov. 26/27 • Las Vegas, Nev. • Time TBD

Team Information

Location:	College Park, Md.
Nickname:	Terrapins
Colors:	Red, White, Black and Gold
Conference:	Big Ten
Home Arena:	XFINITY Center
Capacity:	17,950
Series History:	Maryland leads, 2-0
Basketball SID:	John Sinnett
Cell Phone:	(413) 687-2237
Email:	jsinnett@umd.edu
Web Site:	UMTerps.com
MBB Twitter:	@TerrapinHooops
2024-25 Record:	27-9
2024-25 Conference Record:	14-6
Head Coach:	Buzz Williams
Career Record (years)	373-228 (18)
School Record (years):	First Year

Blake Harper made his collegiate debut with 16 points at Kansas last season.

Maryland Eastern Shore Hawks

Nov. 14 • Omaha, Neb. • 7 p.m.

Team Information

Location:	Princess Anne, Md.
Nickname:	Hawks
Colors:	Maroon and Grey
Conference:	Mid-Eastern Athletic
Home Arena:	Hytche Center
Capacity:	5,500
Series History:	Creighton leads, 1-0
Basketball SID:	Nick Novy
Cell Phone:	(443) 365-5520
Email:	nknovy@umes.edu
Web Site:	UMESHawkSports.com
MBB Twitter:	@UMESHawksHoops
2024-25 Record:	6-25
2024-25 Conference Record:	2-12
Head Coach:	Cleo Hill Jr.
Career Record (years)	267-229 (18)
School Record (years):	6-25 (1)

Michigan Wolverines

• Potential Opponent •
Players Era Men's Championship
Nov. 26/27 • Las Vegas, Nev. • Time TBD

Team Information

Location:	Ann Arbor, Mich.
Nickname:	Wolverines
Colors:	Maize and Blue
Conference:	Big Ten
Home Arena:	Crisler Arena
Capacity:	12,707
Series History:	Michigan leads, 3-0
Basketball SID:	Tom Wywrot
Cell Phone:	(734) 320-1148
Email:	twywrot@umich.edu
Web Site:	MGoBlue.com
MBB Twitter:	@UMichBBall
2024-25 Record:	27-10
2024-25 Conference Record:	14-6
Head Coach:	Dusty May
Career Record (years)	153-79 (7)
School Record (years):	27-10 (1)

Nebraska Cornhuskers

Dec. 7 • Lincoln, Neb. • 4 p.m.

Team Information

Location:	Lincoln, Neb.
Nickname:	Cornhuskers
Colors:	Scarlet & Cream
Conference:	Big Ten
Home Arena:	Pinnacle Bank Arena
Capacity:	15,000
Series History:	Creighton leads, 30-28
Basketball SID:	Shamus McKnight
Cell Phone:	(402) 540-0268
Email:	smcknight@huskers.com
Web Site:	Huskers.com
MBB Twitter:	@HuskerMBB
2024-25 Record:	21-14
2024-25 Conference Record:	7-13
Head Coach:	Fred Hoiberg
Career Record (years):	199-164 (11)
School Record (years):	84-108 (6)

Nicholls Colonels

Dec. 2 • Omaha, Neb. • 8 p.m.

Team Information

Location:	Thibodaux La.
Nickname:	Colonels
Colors:	Red and Gray
Conference:	Southland
Home Arena	David R. Stopher Gymnasium
Capacity:	3,800
Series History:	First Meeting
Basketball SID:	Jamie Bustos
Cell Phone:	(985) 448-4281
Email:	Jamie.Bustos@nicholls.edu
Web Site:	geauxcolonels.com
MBB Twitter:	@Nicholls_MBB
2024-25 Record:	20-13
2024-25 Conference Record:	13-7
Head Coach:	Tevon Saddler
Career Record (years)	40-27 (2)
School Record (years):	Same

North Dakota Hawks

Nov. 19 • Omaha, Neb. • 7 p.m.

Team Information

Location:	Grand Forks, N.D.
Nickname:	Hawks
Colors:	Green and White
League:	Summit
Home Arena:	Betty Engelstad Sioux Center
Capacity:	3,140
Series History:	Creighton leads, 11-3
Basketball SID:	Corey Lichtman
Cell Phone:	(701) 620-1950
Email:	corey.lichtman@und.edu
Web Site:	FightingHawks.com
MBB Twitter:	@UNDMBasketball
2024-25 Record:	12-21
2024-25 Conference Record:	5-11
Head Coach:	Paul Sather
Career Record (years)	355-266 (20)
School Record (years):	73-115 (6)

Notre Dame Fighting Irish

• Potential Opponent •
Players Era Men's Championship
Nov. 26/27 • Las Vegas, Nev. • Time TBD

Team Information

Location:	Notre Dame, Ind.
Nickname:	Fightin' Irish
Colors:	Blue and Gold
Conference:	Atlantic Coast
Home Arena:	Purcell Pavilion
Capacity:	9,149
Series History:	Series tied, 19-19
Basketball SID:	Josh Bates
Cell Phone:	(574) 310-9954
Email:	jbates2@nd.edu
Web Site:	FightingIrish.com
MBB Twitter:	@NDmbb
2024-25 Record:	15-18
2024-25 Conference Record:	8-12
Head Coach:	Micah Shrewsberry
Career Record (years)	80-117 (6)
School Record (years):	28-38 (2)

Oregon Ducks

• Potential Opponent •
Players Era Men's Championship
Nov. 26/27 • Las Vegas, Nev. • Time TBD

Team Information

Location:	Eugene, Ore.
Nickname:	Ducks
Colors:	Green and Yellow
Conference:	Big Ten
Home Arena:	Matthew Knight Arena
Capacity:	12,364
Series History:	Oregon leads, 3-2
Basketball SID:	Will Patterson
Cell Phone:	(501) 730-4138
Email:	willpatt@uoregon.edu
Web Site:	GoDucks.com
MBB Twitter:	@OregonMBB
2024-25 Record:	25-10
2024-25 Conference Record:	12-8
Head Coach:	Dana Altman
Career Record (years)	780-405 (36)
School Record (years):	370-162 (15)

Providence Friars

Jan. 16 • Providence, R.I. • 5:30 p.m. CST
Feb. 28 • Omaha, Neb. • 4:30 p.m.

Team Information

Location:	Providence, R.I.
Nickname:	Friars
Colors:	Black, White & Silver
Conference:	BIG EAST
Home Arena:	Amica Mutual Pavilion
Capacity:	12,410
Series History:	Providence leads, 21-17
Basketball SID:	Arthur Parks
Cell Phone:	(401) 378-7334
Email:	aparks@providence.edu
Web Site:	Friars.com
MBB Twitter:	@PCFriarsMBB
2024-25 Record:	12-20
2024-25 Conference Record:	6-14
Head Coach:	Kim English
Career Record (years):	67-63 (4)
School Record (years):	33-34 (2)

Rutgers Scarlet Knights

• Potential Opponent •
Players Era Men's Championship
Nov. 26/27 • Las Vegas, Nev. • Time TBD

Team Information

Location:	Piscataway, N.J.
Nickname:	Scarlet Knights
Colors:	Scarlet and White
Conference:	Big 10
Home Arena:	Jersey Mike's Arena
Capacity:	8,000
Series History:	Creighton leads, 1-0
Basketball SID:	Chris Corso
Cell Phone:	(631) 241-0112
Email:	ccorso@scarletknights.com
Web Site:	ScarletKnights.com
MBB Twitter:	@RutgersMBB
2024-25 Record:	15-17
2024-25 Conference Record:	8-12
Head Coach:	Steve Pikiell
Career Record (years):	344-314 (21)
School Record (years):	147-140 (9)

St. John's Red Storm

Jan. 10 • Omaha, Neb. • 1 p.m.
Feb. 21 • New York City, N.Y. • 11 a.m. CST

Team Information

Location:	Queens, N.Y.
Nickname:	Red Storm
Colors:	Red & White
Conference:	BIG EAST
Home Arena For Creighton Game:	Madison Square Garden
Capacity:	19,812
Series History:	Creighton leads, 19-13
Basketball SID:	Stephen Dombroski
Cell Phone:	(518) 928-6103
Email:	dombross@stjohns.edu
Web Site:	RedStormSports.com
MBB Twitter:	@StJohnsBBall
2024-25 Record:	31-5
2024-25 Conference Record:	18-2
Head Coach:	Rick Pitino
Career Record (years):	762-308 (37)
School Record (years):	51-18 (2)

Isaac Traudt made 4-of-4 three-pointers and scored 13 points in 21 minutes during Creighton's 84-64 win over Providence on Jan. 14, 2025.

Jackson McAndrew scored a career-high 17 points in Creighton's 79-61 win at Seton Hall on March 4, 2025.

San Diego State Aztecs

• Potential Opponent •
Players Era Men's Championship
Nov. 26/27 • Las Vegas, Nev. • Time TBD

Team Information

Location:	San Diego, Calif.
Nickname:	Aztecs
Colors:	Red and Black
Conference:	Mountain West
Home Arena:	Viejas Arena
Capacity:	12,414
Series History:	Series tied, 5-5
Basketball SID:	Richard Stern
Cell Phone:	(408) 318-8111
Email:	rstern@sdsu.edu
Web Site:	GoAztecs.com
MBB Twitter:	@Aztec_MBB
2024-25 Record:	21-10
2024-25 Conference Record:	14-6
Head Coach:	Brian Dutcher
Career Record (years:	198-68 (8)
School Record (years):	Same

Seton Hall Pirates

Jan. 4 • Newark, N.J. • 11 a.m. CST
Feb. 7 • Omaha, Neb. • 5 p.m.

Team Information

Location:	South Orange, N.J.
Nickname:	Pirates
Colors:	Blue and White
Conference:	BIG EAST
Home Arena:	Prudential Center
Capacity:	18,711
Series History:	Series tied, 16-16
Basketball SID:	Matt Ambrose
Cell Phone:	(603) 686-4654
Email:	matthew.ambrose1@shu.edu
Web Site:	SHUPirates.com
MBB Twitter:	@SetonHallMBB
2024-25 Record:	7-25
2024-25 Conference Record:	2-18
Head Coach:	Shaheen Holloway
Career Record (years):	113-107 (7)
School Record (years):	49-53 (3)

South Dakota Coyotes

Nov. 5 • Omaha, Neb. • 7 p.m.

Team Information

Location:	Vermillion, S.D.
Nickname:	Coyotes
Colors:	Red and White
League:	Summit
Home Arena:	Sanford Coyote Sports Center
Capacity:	6,000
Series History:	Creighton leads, 49-11
Basketball SID:	Ethan Erdman
Cell Phone:	(641) 590-0487
Email:	ethan.erdman@usd.edu
Web Site:	GoYotes.com
MBB Twitter:	@SDCoyotesMBB
2024-25 Record:	19-14
2024-25 Conference Record:	9-7
Head Coach:	Eric Peterson
Career Record (years)	95-68 (5)
School Record (years):	43-53 (3)

Syracuse Orange

• Potential Opponent •
Players Era Men's Championship
Nov. 26/27 • Las Vegas, Nev. • Time TBD

Team Information

Location:	Syracuse, N.Y.
Nickname:	Orange
Colors:	Orange
Conference:	Atlantic Coast
Home Arena:	JMA Wireless Dome
Capacity:	30,219
Series History:	Syracuse leads, 8-5
Basketball SID:	Pete Moore
Cell Phone:	(315) 952-5011
Email:	pimoore@syr.edu
Web Site:	Cuse.com
MBB Twitter:	@Cuse_MBB
2024-25 Record:	14-19
2024-25 Conference Record:	7-13
Head Coach:	Adrian Autry
Career Record (years)	34-31 (2)
School Record (years):	Same

Tennessee Volunteers

• Potential Opponent •
Players Era Men's Championship
Nov. 26/27 • Las Vegas, Nev. • Time TBD

Team Information

Location:	Knoxville, Tenn.
Nickname:	Volunteers
Colors:	Orange and White
Conference:	Southeastern
Home Arena:	Thompson-Boling Arena at Food City Center
Capacity:	21,678
Series History:	Tennessee leads, 2-0
Basketball SID:	Alex Schwartz
Cell Phone:	(609) 802-3673
Email:	alexschwartz@tennessee.edu
Web Site:	UTSports.com
MBB Twitter:	@Vol_Hoops
2024-25 Record:	30-8
2024-25 Conference Record:	12-6
Head Coach:	Rick Barnes
Career Record (years)	836-423 (38)
School Record (years):	232-109 (10)

Jasen Green scored 12 points on 5-for-5 shooting in a win over UNLV last season.

UNLV Runnin' Rebels

• Potential Opponent •
Players Era Men's Championship
Nov. 26/27 • Las Vegas, Nev. • Time TBD

Team Information

Location:	Las Vegas, Nev.
Nickname:	Runnin' Rebels
Colors:	Scarlet and Gray
League:	Mountain West
Home Arena:	Thomas & Mack Center
Capacity:	18,000
Series History:	UNLV leads, 3-2
Basketball SID:	Andy Grossman
Cell Phone:	(702) 630-3949
Email:	andy.grossman@unlv.edu
Web Site:	UNLVrebels.com
MBB Twitter:	@TheRunninRebels
2024-25 Record:	18-15
2024-25 Conference Record:	11-9
Head Coach:	Josh Pastner
Career Record (years):	254-186 (14)
School Record (years):	First Year

Utah Tech Trailblazers

Dec. 22 • Omaha, Neb. • 7 p.m.

Team Information

Location:	St. George, Utah
Nickname:	Trailblazers
Colors:	Red, Navy Blue and White
Conference:	Western Athletic
Home Arena:	Burns Arena
Capacity:	4,779
Series History:	First Meeting
Basketball SID:	Travis Blanshan
Cell Phone:	(559) 575-1399
Email:	travis.blanshan@utahtech.edu
Web Site:	UtahTechTrailblazers.com
MBB Twitter:	@UtahTechMBB
2024-25 Record:	7-26
2024-25 Conference Record:	2-14
Head Coach:	Jon Judkins
Career Record (years):	622-357 (32)
School Record (years):	338-229 (20)

Villanova Wildcats

Jan. 7 • Villanova, Pa. • 6:30 p.m. CST
Feb. 14 • Omaha, Neb. • 1:30 p.m.

Team Information

Location:	Villanova, Pa.
Nickname:	Wildcats
Colors:	Blue and White
Conference:	BIG EAST
Home Arena for Creighton Game:	Finneran Pavilion
Capacity:	6,501
Series History:	Villanova leads, 19-11
Basketball SID:	Mike Sheridan
Cell Phone:	(610) 999-7558
Email:	michael.sheridan@villanova.edu
Web Site:	Villanova.com
MBB Twitter:	@NovaMBB
2024-25 Record:	21-15
2024-25 Conference Record:	11-9
Head Coach:	Kevin Willard
Career Record (years):	335-249 (18)
School Record (years):	First Year

Xavier Musketeers

Dec. 17 • Cincinnati, Ohio • 5:30 p.m. CST
Jan. 21 • Omaha, Neb. • 6 p.m.

Team Information

Location:	Cincinnati, Ohio
Nickname:	Musketeers
Colors:	Navy Blue, Gray and White
Conference:	BIG EAST
Home Arena:	Cintas Center
Capacity:	10,224
Series History:	Xavier leads, 23-20
Basketball SID:	Tom Eiser
Cell Phone:	(513) 382-5565
Email:	eiser@xavier.edu
Web Site:	GoXavier.com
MBB Twitter:	@XavierMBB
2024-25 Record:	22-12
2024-25 Conference Record:	13-7
Head Coach:	Richard Pitino
Career Record (years):	247-186 (13)
School Record (years):	First Year

All-Time Series History

Opponent	G	W	L	Pct.
Air Force	13	10	3	.769
Akron	5	4	1	.800
Alabama	**4**	**3**	**1**	**.750**
Alabama State	1	1	0	1.000
Alaska	1	1	0	1.000
Alcorn State	3	3	0	1.000
Allegheny	1	0	1	.000
Aquinas	1	1	0	1.000
Arizona	3	1	2	.333
Arizona State	13	6	7	.462
Arkansas	3	2	1	.667
Arkansas-Little Rock	4	3	1	.750
Arkansas-Pine Bluff	6	6	0	1.000
Arkansas State	2	0	2	.000
Army	1	1	0	1.000
Auburn	**3**	**1**	**2**	**.333**
Augustana (S.D.)	3	3	0	1.000
Austin Peay	1	1	0	1.000
Baylor	**6**	**4**	**2**	**.667**
Bellarmine	1	0	1	.000
Bellevue	2	2	0	1.000
Beloit	3	2	1	.667
Bemidji State	1	1	0	1.000
Bethune-Cookman	3	3	0	1.000
Boise State	2	1	1	.500
Boston College	1	1	0	1.000
Bowling Green	1	1	0	1.000
Bradley	87	46	41	.529
Briar Cliff	2	2	0	1.000
BYU	12	4	8	.333
BYU-Hawaii	1	1	0	1.000
Brown	2	1	1	.500
Buena Vista	6	6	0	1.000
Buffalo	2	2	0	1.000
Butler	**32**	**20**	**12**	**.625**
California	4	2	2	.500
Cal Poly	2	2	0	1.000
Cal State Fullerton	3	2	1	.667
Campbell	1	1	0	1.000
Campion	1	0	1	.000
Canisius	8	4	4	.500
Carroll	1	1	0	1.000
Centenary	6	5	1	.833
Central Arkansas	1	1	0	1.000
Central Florida	1	1	0	1.000
Central Michigan	2	1	1	.500
Central Missouri	1	1	0	1.000
Chaminade	1	1	0	1.000
Charlotte	2	1	1	.500
Chattanooga	2	1	1	.500
Chicago State	4	4	0	1.000
Christian Brothers	1	1	0	1.000
Cincinnati	3	1	2	.333
Clemson	2	2	0	1.000
Cleveland State	15	13	2	.867
Coe	3	3	0	1.000
Colgate	5	3	2	.600
Colorado	11	7	4	.636
Colorado College	4	4	0	1.000
Colorado State	6	3	3	.500
Connecticut	**12**	**9**	**3**	**.750**
Coppin State	2	1	1	.500
Cornell (Iowa)	2	2	0	1.000
Cornell (N.Y.)	2	1	1	.500
Cotner	2	2	0	1.000
Davidson	1	1	0	1.000
Dayton	11	4	7	.364
Delaware State	2	2	0	1.000
Denver	12	11	1	.917
DePaul	**49**	**33**	**16**	**.673**
Des Moines	10	8	2	.800
Detroit	2	1	1	.500
Detroit Tech	1	1	0	1.000
Doane	3	3	0	1.000
Drake	153	94	59	.614
Drexel	2	1	1	.500
Dubuque	4	3	1	.750
Duke	1	0	1	.000
Duquesne	8	3	5	.375
Eastern Illinois	3	2	1	.667
East Tennessee State	1	1	0	1.000
East Texas State	1	0	1	.000
Emporia State	2	1	1	.500

Opponent	G	W	L	Pct.
Evansville	39	29	10	.744
Fairfield	1	1	0	1.000
FDU	1	1	0	1.000
Florida	3	2	1	.667
Florida Atlantic	1	1	0	1.000
Florida A&M	3	3	0	1.000
Florida State	1	1	0	1.000
Fresno State	7	6	1	.857
Furman	1	1	0	1.000
Gannon	1	1	0	1.000
George Mason	4	3	1	.750
George Washington	1	0	1	.000
Georgetown	**27**	**17**	**10**	**.630**
Georgia State	3	3	0	1.000
Gonzaga	**11**	**6**	**5**	**.556**
Grambling State	3	3	0	1.000
Green Bay	1	1	0	1.000
Grinnell	24	22	2	.917
Gustavus Adolphus	2	2	0	1.000
Hardin-Simmons	1	1	0	1.000
Haskell	2	2	0	1.000
Hawai'i	8	4	4	.500
Hawai'i-Hilo	2	1	1	.500
High Point	1	1	0	1.000
Hillsdale	2	2	0	1.000
Holy Cross	3	1	2	.333
Houston	**10**	**3**	**7**	**.300**
Houston Christian	4	4	0	1.000
Idaho State	8	6	2	.750
Illinois	7	0	7	.000
Illinois-Chicago	2	1	1	.500
Illinois State	71	30	41	.423
Illinois Wesleyan	1	1	0	1.000
Indiana	4	2	2	.500
Indiana State	79	54	25	.684
IUPUI	2	2	0	1.000
Iona	3	1	2	.333
Iowa	26	12	14	.462
Iowa State	**32**	**15**	**17**	**.469**
Jacksonville	5	2	3	.400
John Carroll	2	2	0	1.000
Kalamazoo	1	1	0	1.000
Kansas	**18**	**7**	**11**	**.389**
Kansas City	14	11	3	.786
Kansas State	**16**	**8**	**8**	**.500**
Kentucky	12	4	8	.333
Kent State	2	0	2	.000
Kennesaw State	4	4	0	1.000
LaSalle	10	6	4	.600
Lawrence Tech	6	2	4	.333
Long Beach State	6	5	1	.833
Long Island	2	1	1	.500
Longwood	2	2	0	1.000
Loras	3	2	1	.667
Louisiana	5	3	2	.600
Louisiana State	1	1	0	1.000
Louisiana Tech	2	2	0	1.000
Louisville	4	3	1	.750
Loyola Chicago	20	8	12	.400
Loyola (Md.)	2	1	1	.500
Loyola Marymount	1	1	0	1.000
Macalester	1	1	0	1.000
MacMurray	1	1	0	1.000
Marietta	2	1	1	.500
Marquette	**101**	**41**	**60**	**.406**
Marshall	1	0	1	.000
Maryland	**2**	**0**	**2**	**.000**
Maryland Eastern Shore	**1**	**1**	**0**	**1.000**
Massachusetts	1	1	0	1.000
Memphis	7	4	3	.571
Miami (Fla.)	5	2	3	.400
Miami (Ohio)	1	0	1	.000
Michigan	**3**	**0**	**3**	**.000**
Michigan State	12	5	7	.417
Middle Tennessee	1	1	0	1.000
Midland	4	4	0	1.000
Milwaukee	5	4	1	.800
Minnesota	11	3	8	.273
Mississippi Valley State	7	7	0	1.000
Missouri	16	7	9	.438
Missouri State	61	33	28	.541
Monmouth (Ill.)	2	2	0	1.000
Montana	7	6	1	.857

Opponent	G	W	L	Pct.
Montana State	4	3	1	.750
Morehead State	1	0	1	.000
Morgan State	2	2	0	1.000
Morningside	22	18	4	.818
Nebraska	**58**	**30**	**28**	**.517**
Nebraska Wesleyan	6	6	0	1.000
Nebraska-Kearney	4	4	0	1.000
Nebraska-Omaha	44	41	3	.932
Nevada	7	3	4	.429
New Mexico	4	1	3	.250
N.M. Highlands	2	1	1	.500
New Mexico State	15	9	6	.600
New York	1	1	0	1.000
Nicholls	**First Meeting**			
Norfolk State	1	1	0	1.000
North Carolina	3	0	3	.000
North Carolina A&T	2	2	0	1.000
North Carolina Central	2	2	0	1.000
North Carolina State	3	2	1	.667
North Central	1	1	0	1.000
North Dakota	**14**	**11**	**3**	**.786**
North Dakota State	12	12	0	1.000
North Florida	1	1	0	1.000
North Texas	11	6	5	.545
Northern Arizona	2	2	0	1.000
Northern Colorado	10	8	2	.800
Northern Illinois	2	1	1	.500
Northern Iowa	47	30	17	.638
Northwestern	6	3	3	.500
Notre Dame	**38**	**19**	**19**	**.500**
Ohio	2	2	0	1.000
Ohio State	9	3	6	.333
Oklahoma	7	3	4	.429
Oklahoma City	28	11	17	.393
Oklahoma State	41	22	19	.537
Ole Miss	2	1	1	.500
Oral Roberts	12	8	4	.667
Oregon	**5**	**2**	**3**	**.400**
Oregon State	4	4	0	1.000
Parsons	1	1	0	1.000
Penn State	1	0	1	.000
Peru State	2	2	0	1.000
Pittsburgh	3	2	1	.667
Portland	9	8	1	.889
Presbyterian	1	1	0	1.000
Princeton	2	2	0	1.000
Providence	**38**	**17**	**21**	**.447**
Purdue	1	0	1	.000
Regis	13	8	5	.615
Rhode Island	2	1	1	500
Rice	2	2	0	1.000
Rio Grande	2	1	1	.500
Rockhurst	9	7	2	.778
Rutgers	**1**	**0**	**0**	**1.000**
Sacramento State	2	2	0	1.000
St. Ambrose	10	9	1	.900
St. Bonaventure	7	2	5	.286
St. Cloud State	1	1	0	1.000
St. Francis (Ill.)	1	1	0	1.000
St. Francis (N.Y.)	3	0	3	.000
St. Francis (Pa.)	8	4	4	.500
St. John's (Minn.)	3	3	0	1.000
St. John's (N.Y.)	**32**	**19**	**13**	**.594**
St. John's (Ohio)	1	1	0	1.000
Saint Joseph's	11	6	5	.545
Saint Louis	33	22	11	.667
Saint Mary's (Calif.)	6	2	4	.333
St. Michael's (Minn.)	3	3	0	1.000
St. Michael's (N.M.)	4	3	1	.750
St. Thomas (Minn.)	10	9	1	.900
St. Viator's	1	1	0	1.000
Samford	1	1	0	1.000
San Diego	4	3	1	.750
San Diego State	**10**	**5**	**5**	**.500**
San Francisco	2	2	0	1.000
San Jose State	4	4	0	1.000
Santa Clara	5	4	1	.800
Savannah State	2	2	0	1.000
Scranton	3	2	1	.667
Seattle	12	4	8	.333
Seattle Pacific	1	1	0	1.000
Seton Hall	**32**	**16**	**16**	**.500**
Siena	5	2	3	.400

Opponent	G	W	L	Pct.
Simpson	4	4	0	1.000
South Alabama	1	1	0	1.000
South Carolina	2	0	2	.000
South Dakota	**60**	**49**	**11**	**.817**
South Dakota State	23	20	3	.870
South Florida	1	0	1	.000
SE Missouri State	1	1	0	1.000
SE Oklahoma State	1	1	0	1.000
Southern	5	5	0	1.000
Southern California	2	1	1	.500
Southern Illinois	90	54	36	.600
SIU Edwardsville	2	2	0	1.000
Southern Methodist	5	2	3	.400
Southern Utah	1	1	0	1.000
Springfield	1	0	1	.000
Stanford	2	1	1	.500
Syracuse	**13**	**5**	**8**	**.385**
Tahoe	1	1	0	1.000
Temple	2	0	2	.000
Tennessee	**2**	**0**	**2**	**.000**
Tennessee State	1	0	1	.000
Tennessee Tech	1	1	0	1.000
Texas	2	1	1	.500
Texas A&M	2	1	1	.500
TCU	3	2	1	.667
Texas Southern	2	2	0	1.000
Texas Tech	5	4	1	.800
Toledo	2	1	1	.500
Towson	2	2	0	1.000
Trinity (Iowa)	4	4	0	1.000
Trinity (Texas)	1	1	0	1.000
Truman State	1	0	1	.000
Tulsa	79	35	44	.443
UAB	2	2	0	1.000
UC Irvine	2	2	0	1.000
UC Riverside	1	1	0	1.000
UC Santa Barbara	3	2	1	.667
UCLA	4	3	1	.750
UNLV	**5**	**2**	**3**	**.400**
USC Upstate	1	1	0	1.000
UT Arlington	3	3	0	1.000
Utah	1	1	0	1.000
Utah State	4	2	2	.500
Utah Tech	**First Meeting**			
UTEP	5	1	4	.200
UTRGV	3	3	0	1.000
UTSA	2	2	0	1.000
Valparaiso	2	2	0	1.000
Vanderbilt	3	3	0	1.000
Villanova	**30**	**11**	**19**	**.367**
Virginia Tech	1	1	0	1.000
Wabash	3	2	1	.667
Wagner	1	1	0	1.000
Wake Forest	1	0	1	.000
Washburn	18	11	7	.611
Washington (Mo.)	41	26	15	.634
Washington & Jefferson	1	0	1	.000
Washington State	3	2	1	.667
Weber State	1	0	1	.000
West Texas State	21	17	4	.810
West Virginia	2	1	1	.500
W.V. Wesleyan	5	4	1	.800
Western Illinois	5	5	0	1.000
Western Kentucky	3	1	2	.333
Western Michigan	4	2	2	.500
Western Ontario	1	1	0	1.000
Westmar	1	1	0	1.000
Wichita State	100	55	45	.550
William Jewell	2	2	0	1.000
Wisconsin	3	2	1	.667
Wisconsin-Oshkosh	5	5	0	1.000
Wisconsin-Platteville	1	1	0	1.000
Wis.-Stevens Point	1	0	1	.000
Wisconsin-Superior	1	1	0	1.000
Wyoming	15	6	9	.400
Xavier	**43**	**20**	**23**	**.465**
Yale	1	1	0	1.000
Yankton	6	6	0	1.000
York	2	2	0	1.000
Totals (107 years)	**2828**	**1722**	**1106**	**.609**

Bold *indicates 2025-26 opponents and potential Players Era Men's Championship opponents.*

Greg McDermott vs. 2025-26 Opponents

McDermott is 3-2 vs. Alabama

Before CU: 0-1 (0-1 with ISU)
At CU: 3-1 (2-0 Home; 0-1 Away; 1-0 Neutral)

Date	Site	W-L	Score
12/23/07	< at Las Vegas, Nev.%	L	68-83
03/16/12	& at Greensboro, N.C.#	W	58-57
03/15/16	& at Creighton$	W	72-54
12/16/23	& at Creighton	W	85-82
12/14/24	& at Alabama	L	75-83

% Findlay Toyota Las Vegas Classic
# NCAA Tournament
$ National Invitation Tournament

McDermott is 0-1 vs. Auburn

At CU: 0-1 (0-0 Home; 0-0 Away; 0-1 Neutral)

Date	Site	W-L	Score
03/22/25	& at Lexington, Ky.#	L	70-82

NCAA Tournament

McDermott is 3-4 vs. Baylor

Before CU: 2-2 (2-2 with ISU)
At CU: 1-2 (0-0 Home; 0-0 Away; 1-2 Neutral)

Date	Site	W-L	Score
02/03/07	< at Iowa State%	W	71-58
01/12/08	< at Baylor%	L	67-74
02/24/09	< at Iowa State%	W	71-62
02/03/10	< at Baylor%	L	63-84
03/23/14	& at San Antonio, Texas$	L	55-85
11/21/17	& at Kansas City, Mo. #	L	59-65
03/19/23	& at Denver, Colo.$	W	85-76

% indicates Big 12 Conference game
$ NCAA Tournament
# Hall of Fame Classic

McDermott is 16-11 vs. Butler

Before CU: 0-2 (0-2 with UNI)
At CU: 16-9 (10-2 Home; 5-7 Away; 1-0 Neutral)

Date	Site	W-L	Score
12/15/01	> at Butler	L	65-77
11/25/03	> at Northern Iowa	L	54-56
01/14/14	& at Creighton*	W	88-60
02/13/14	& at Butler*	W	68-63
01/21/15	& at Butler*	L	61-64
02/16/15	& at Creighton*	L	56-58
01/23/16	& at Creighton*	W	72-64
02/16/16	& at Butler*	L	75-88
01/11/17	& at Creighton*	W	75-64
01/31/17	& at Butler*	W	76-67
01/09/18	& at Creighton*	W	85-74
02/20/18	& at Butler*	L	70-93
01/05/19	& at Butler*	L	69-84
01/25/19	& at Creighton*	W	75-61
01/04/20	& at Butler*	L	57-71
02/23/20	& at Creighton*	W	81-59
01/16/21	& at Butler*	L	66-70 (ot)
03/06/21	& at Creighton*	W	93-73
03/11/21	& at New York City%	W	87-56
01/26/22	& at Butler*	L	55-72
02/08/22	& at Creighton*	W	54-52
12/22/22	& at Creighton*	W	78-56
01/17/23	& at Butler*	W	73-52
02/02/24	& at Creighton*	L	98-99
02/17/24	& at Butler*	W	79-57
01/11/25	& at Butler*	W	80-76
03/08/25	& at Creighton*	W	87-74

* BIG EAST Conference
% BIG EAST Conference Tournament

^ McDermott as Wayne State head coach
@ McDermott as North Dakota State head coach
> McDermott as Northern Iowa head coach
< McDermott as Iowa State head coach
& McDermott as Creighton head coach

Greg McDermott is 9-3 in his career against Connecticut.

McDermott is 9-3 vs. Connecticut

At CU: 9-3 (4-1 Home; 3-2 Away; 2-0 Neutral)

Date	Site	W-L	Score
12/20/20	& at UConn*	W	76-74 (ot)
01/23/21	& at Creighton*	W	74-66
03/12/21	& at New York City%	W	59-56
02/01/22	& at UConn*	W	59-55
03/02/22	& at Creighton*	W	64-62
01/07/23	& at UConn*	L	60-69
02/11/23	& at Creighton*	W	56-53
01/17/24	& at UConn*	L	48-62
02/20/24	& at Creighton*	W	85-66
01/18/25	& at UConn*	W	68-63
02/11/25	& at Creighton*	L	66-70
03/14/25	& at New York City%	W	71-62

* BIG EAST Conference
% BIG EAST Conference Tournament

McDermott is 26-1 vs. DePaul

At CU: 26-1 (11-1 Home; 12-0 Away; 3-0 Neutral)

Date	Site	W-L	Score
01/07/14	& at DePaul*	W	81-62
02/07/14	& at Creighton*	W	78-66
03/13/14	& at New York City%	W	84-62
01/07/15	& at Creighton*	L	60-70
02/24/15	& at DePaul*	W	75-62
03/11/15	& at New York City%	W	78-63
01/17/16	& at DePaul*	W	91-80
02/06/16	& at Creighton*	W	88-66
01/28/17	& at Creighton*	W	83-66
02/11/17	& at DePaul*	W	93-58
02/07/18	& at DePaul*	W	76-75
02/27/18	& at Creighton*	W	82-57
02/20/19	& at DePaul*	W	79-67
03/09/19	& at Creighton*	W	91-78
01/22/20	& at DePaul*	W	83-68
02/15/20	& at Creighton*	W	93-64
01/30/21	& at DePaul*	W	69-62
02/24/21	& at Creighton*	W	77-53
01/22/22	& at Creighton*	W	60-47
02/17/22	& at DePaul*	W	71-59
12/25/22	& at Creighton*	W	80-65
03/04/23	& at DePaul*	W	84-70
01/09/24	& at DePaul*	W	84-58
01/27/24	& at Creighton*	W	85-62
01/21/25	& at DePaul*	W	73-49
02/26/25	& at Creighton*	W	75-65
03/13/25	& at New York City%	W	85-81 (2ot)

* BIG EAST Conference
% BIG EAST Conference Tournament

McDermott is 16-11 vs. Georgetown

Before CU: 0-1 (0-1 with UNI)
At CU: 16-10 (10-2 Home; 6-6 Away; 0-2 Neutral)

Date	Site	W-L	Score
03/17/06	> at Dayton#	L	49-54
01/25/14	& at Creighton*	W	76-63
03/04/14	& at Georgetown*	L	63-75
01/03/15	& at Georgetown*	L	61-76
01/31/15	& at Creighton*	L	40-67
03/12/15	& at New York City%	L	55-60
01/05/16	& at Creighton*	W	79-66
01/26/16	& at Georgetown*	L	73-74
01/25/17	& at Georgetown*	L	51-71
02/19/17	& at Creighton*	W	87-70
01/06/18	& at Georgetown*	W	90-66
01/27/18	& at Creighton*	W	85-77
01/21/19	& at Georgetown*	W	91-87
02/23/19	& at Creighton*	W	82-69
01/15/20	& at Georgetown*	L	80-83
03/04/20	& at Creighton*	W	91-76
02/03/21	& at Creighton*	L	79-86
02/09/21	& at Georgetown*	W	63-48
03/13/21	& at New York City%	L	48-73
02/12/22	& at Georgetown*	W	80-66
02/14/22	& at Creighton*	W	88-77
02/01/23	& at Georgetown*	W	63-53
03/01/23	& at Creighton*	W	99-59
01/02/24	& at Georgetown*	W	77-60
02/13/24	& at Creighton*	W	94-72
12/18/24	& at Georgetown*	L	57-81
02/23/25	& at Creighton*	W	80-69

NCAA Tournament
* BIG EAST Conference
% BIG EAST Conference Tournament

McDermott is 0-3 vs. Gonzaga

At CU: 0-3 (0-1 Home; 0-1 Away; 0-1 Neutral)

Date	Site	W-L	Score
12/01/17	& at Gonzaga	L	74-91
12/01/18	& at Creighton	L	92-103
03/28/21	& at Indianapolis, Ind.%	L	65-83

% NCAA Tournament

McDermott is 2-0 vs. Houston

Before CU: 2-0 (2-0 at ISU)

Date	Site	W-L	Score
12/28/08	< at Houston	W	71-67
01/03/10	< at Iowa State	W	82-75 (2ot)

McDermott is 1-6 vs. Iowa State

Before CU: 1-4 (1-4 at UNI)
At CU: 0-2 (0-1 Home; 0-0 Away; 0-1 Neutral)

Date	Site	W-L	Score
12/29/01	< at Iowa State	L	69-88
12/29/02	< at Northern Iowa	L	64-71
11/30/03	< at Iowa State	L	76-79
12/01/04	< at Northern Iowa	W	99-82
11/29/05	< at Iowa State	L	61-68
11/21/10	& at Des Moines$	L	88-91
12/04/21	& at Creighton	L	58-64

$ Global Sports by Hy-Vee Challenge

McDermott is 1-10 vs. Kansas

Before CU: 0-8 (0-8 with ISU)
At CU: 1-2 (1-0 Home; 0-1 Away; 0-1 Neutral)

Date	Site	W-L	Score
01/28/06	< at Iowa State*	L	85-95
02/11/06	< at Kansas*	L	75-88
01/13/07	< at Iowa State*	L	64-68 (ot)
02/24/07	< at Kansas*	L	52-89
01/23/08	< at Kansas*	L	59-83
02/27/08	< at Iowa State*	L	64-75
01/24/09	< at Iowa State*	L	67-82
02/18/09	< at Kansas*	L	55-72
12/08/20	at Kansas	L	72-73
03/19/22	at Fort Worth, Texas#	L	72-79
12/04/24	at Creighton	W	70-63

* Big 12 Conference
# NCAA Tournament

McDermott is 1-8 vs. Kansas State

Before CU: 1-7 (1-7 with ISU)
At CU: 0-1 (0-0 Home; 0-0 Away; 0-1 Neutral)

Date	Site	W-L	Score
01/20/07	< at Iowa State*	L	60-69
02/17/07	< at Kansas State*	L	47-65
01/26/08	< at Kansas State*	L	57-82
03/08/08	< at Iowa State*	L	69-73
02/03/09	< at Kansas State*	L	50-65
02/21/09	< at Iowa State*	L	46-50
02/06/10	< at Iowa State*	L	75-79
03/06/10	< at Kansas State*	W	85-82 (ot)
03/16/18	& at Charlotte, N.C.-%	L	59-69

% NCAA Tournament

McDermott is 13-12 vs. Marquette

At CU: 13-12 (6-6 Home; 6-6 Away; 1-0 Neutral)

Date	Site	W-L	Score
12/31/13	& at Creighton*	W	67-49
02/19/14	& at Marquette*	W	85-70
01/14/15	& at Marquette*	L	52-53
02/14/15	& at Creighton*	W	77-70
02/13/16	& at Marquette*	W	65-62
02/24/16	& at Creighton*	L	61-66
01/21/17	& at Creighton*	L	94-102
03/04/17	& at Marquette*	L	83-91
02/17/18	& at Creighton*	L	86-90
03/03/18	& at Marquette*	L	81-85
01/09/19	& at Creighton*	L	104-106 (ot)
03/03/19	& at Marquette*	W	66-60
01/01/20	& at Creighton*	W	92-75
02/18/20	& at Marquette*	W	73-65
12/14/20	& at Creighton*	L	84-89
02/06/21	& at Marquette*	W	71-68
01/01/22	& at Marquette*	W	75-69 (2ot)
02/20/22	& at Creighton*	W	83-82
03/10/22	& at New York City%	W	74-63
12/16/22	& at Marquette*	L	58-69
02/21/23	& at Creighton*	L	71-73
12/30/23	& at Marquette*	L	67-72
03/02/24	& at Creighton*	W	89-75
01/03/25	& at Marquette*	L	71-79
02/08/25	& at Creighton*	W	77-67

* BIG EAST Conference
% BIG EAST Conference Tournament

Greg McDermott vs. 2025-26 Opponents

McDermott is 1-0 vs. Maryland Eastern Shore
At CU: 1-0 (1-0 Home; 0-0 Away; 0-0 Neutral)

Date	Site	W-L	Score
12/15/17	& at Creighton	W	87-36

McDermott is 0-1 vs. Michigan
At CU: 0-1 (0-0 Home; 0-1 Away; 0-0 Neutral)

Date	Site	W-L	Score
11/12/19	& at Michigan	L	69-79

McDermott is 17-6 vs. Nebraska
Before CU: 6-2 (6-2 with ISU)
At CU: 11-4 (6-2 Home; 5-2 Away; 0-0 Neutral)

Date	Site	W-L	Score
01/10/07	< at Iowa State%	W	71-62
02/28/07	< at Nebraska%	W	69-63
02/02/08	< at Nebraska%	L	56-64
02/16/08	< at Iowa State%	W	60-52
01/14/09	< at Iowa State%	W	65-53
03/04/09	< at Nebraska%	L	61-77
01/16/10	< at Nebraska%	W	56-53
02/24/10	< at Iowa State%	W	78-74
12/05/10	& at Nebraska	L	54-59
12/04/11	& at Creighton	W	76-66
12/06/12	& at Nebraska	W	64-42
12/08/13	& at Creighton	W	82-67
12/07/14	& at Nebraska	W	65-55
12/09/15	& at Creighton	W	83-67
12/07/16	& at Nebraska	W	77-62
12/09/17	& at Creighton	W	75-65
12/08/18	& at Nebraska	L	75-94
12/07/19	& at Creighton	W	95-76
12/11/20	& at Creighton	W	98-74
11/16/21	& at Nebraska	W	77-69
12/04/22	& at Creighton	L	53-63
12/03/23	& at Nebraska	W	89-60
11/22/24	& at Creighton	L	63-74

% indicates Big 12 Conference

McDermott is 5-1 vs. North Dakota
Before CU: 3-1 (1-1 at NDSU; 2-0 at ISU)
At CU: 2-0 (2-0 Home; 0-0 Away; 0-0 Neutral)

Date	Site	W-L	Score
01/05/01	@ at North Dakota St.*	L	67-75
02/03/01	@ at North Dakota*	W	80-73
01/05/08	< at Iowa State	W	77-51
12/22/09	< at Iowa State	W	83-52
12/05/17	& at Creighton	W	111-68
11/10/22	& at Creighton	W	96-61

* indicates North Central Conference game

McDermott is 1-0 vs. Notre Dame
At CU: 1-0 (0-0 Home; 0-0 Away; 1-0 Neutral)

Date	Site	W-L	Score
11/30/24	& at Las Vegas, Nev.%	W	80-76

% Players Era Festival

McDermott is 2-2 vs. Oregon
At CU: 2-2 (1-0 Home; 0-2 Away; 1-0 Neutral)

Date	Site	W-L	Score
03/28/11	& at Creighton@	W	84-76
03/30/11	& at Oregon@	L	58-71
04/01/11	& at Oregon@	L	69-71
03/23/24	& at Pittsburgh, Pa.#	W	86-73 (2ot)

@ College Basketball Invitational
# NCAA Tournament

^ McDermott as Wayne State head coach
@ McDermott as North Dakota State head coach
> McDermott as Northern Iowa head coach
< McDermott as Iowa State head coach
& McDermott as Creighton head coach

McDermott is 13-15 vs. Providence
At CU: 13-15 (7-4 Home; 4-8 Away; 2-3 Neutral)

Date	Site	W-L	Score
01/18/14	& at Providence*	L	68-81
03/08/14	& at Creighton*	W	88-71
03/15/14	& at New York City%	L	58-65
12/31/14	& at Providence*	L	53-65
01/17/15	& at Creighton*	L	65-74
01/12/16	& at Creighton*	L	48-50
03/02/16	& at Providence*	L	66-70
01/07/17	& at Providence*	W	78-64
02/22/17	& at Creighton*	L	66-68
03/09/17	& at New York City%	W	70-58
12/31/17	& at Creighton*	W	83-64
01/20/18	& at Providence*	L	71-85
03/08/18	& at New York City%	L	68-72 (ot)
12/31/18	& at Providence*	W	79-68
03/06/19	& at Creighton*	W	76-70 (ot)
01/18/20	& at Creighton*	W	78-74
02/05/20	& at Providence*	L	56-73
01/02/21	& at Providence*	W	67-65
01/20/21	& at Creighton*	L	70-74
02/26/22	& at Providence*	L	51-72
03/11/22	& at New York City%	W	85-58
01/14/23	& at Creighton*	W	73-67
02/14/23	& at Providence*	L	86-94 (2ot)
01/06/24	& at Creighton*	W	69-60
02/07/24	& at Providence*	L	87-91 (ot)
03/14/24	& at New York City%	L	73-78
01/14/25	& at Creighton*	W	84-64
02/05/25	& at Providence*	W	80-69

* BIG EAST Conference
% BIG EAST Conference Tournament

McDermott is 1-0 vs. Rutgers
At CU: 1-0 (0-0 Home; 0-0 Away; 1-0 Neutral)

Date	Site	W-L	Score
11/23/15	& at Las Vegas, Nev.%	W	85-75

% Men Who Step Up Main Event

McDermott is 17-8 vs. St. John's
At CU: 17-8 (11-1 Home; 6-6 Away; 0-1 Neutral)

Date	Site	W-L	Score
01/28/14	& at Creighton*	W	63-60
02/09/14	& at St. John's*	L	65-70
01/28/15	& at Creighton*	W	77-74
02/07/15	& at St. John's*	L	66-84
12/31/15	& at St. Johns*	W	80-70
02/28/16	& at Creighton*	W	100-59
01/04/17	& at St. John's*	W	85-72
02/28/17	& at Creighton*	W	82-68
01/03/18	& at Creighton*	W	78-71
01/23/18	& at St. John's*	W	68-63
01/16/19	& at St. John's*	L	66-81
01/30/19	& at Creighton*	L	67-83
02/08/20	& at Creighton*	W	94-82
03/01/20	& at St. John's*	L	71-91
12/17/20	& at St. John's*	W	94-76
01/09/21	& at Creighton*	W	97-79
01/19/22	& at Creighton	W	87-64
02/23/22	& at St. John's*	W	81-78
01/25/23	& at Creighton*	W	104-76
02/18/23	& at St. John's*	W	77-67
01/13/24	& at Creighton*	W	66-65
02/25/24	& at St. John's*	L	66-80
12/31/24	& at Creighton*	W	57-56
02/16/25	& at St. John's*	L	73-79
03/15/25	& at New York City%	L	66-82

* BIG EAST Conference
% BIG EAST Conference Tournament

McDermott is 2-5 vs. San Diego State
Before CU: 0-1 (0-1 with UNI)
At CU: 2-4 (0-0 Home; 1-0 Away; 1-4 Neutral)

Date	Site	W-L	Score
11/16/01	> at Lubbock, Texas	L	57-71
11/30/11	& at San Diego St.	W	85-83
11/29/13	& at Fullerton, Calif.	L	80-86
11/28/19	& at Las Vegas, Nev.!	L	52-83
03/17/22	& at Fort Worth, Texas#	W	72-69 (ot)
03/26/23	& at Louisville, Ky.#	L	56-57
11/26/24	& at Las Vegas, Nev.^	L	53-71

$ Red Raider Classic
% Wooden Legacy
! 19th Annual Continental Las Vegas Invite
^ Players Era Festival
# NCAA Tournament

McDermott is 15-10 vs. Seton Hall
At CU: 15-10 (8-4 Home; 7-5 Away; 0-1 Neutral)

Date	Site	W-L	Score
01/04/14	& at Seton Hall*	W	79-66
02/23/14	& at Creighton*	W	72-71
01/10/15	& at Creighton*	L	67-68
02/28/15	& at Seton Hall*	L	66-67
01/09/16	& at Seton Hall*	W	82-67
01/30/16	& at Creighton*	L	65-75
03/10/16	& at New York City%	L	73-81
12/28/16	& at Creighton*	W	89-75
02/15/17	& at Seton Hall*	L	81-87
12/28/17	& at Seton Hall*	L	84-90
01/17/18	& at Creighton*	W	80-63
02/09/19	& at Seton Hall*	L	58-63
02/17/19	& at Creighton*	L	75-81
02/12/20	& at Seton Hall*	W	87-82
03/07/20	& at Creighton*	W	77-60
01/06/21	& at Creighton*	W	89-53
01/27/21	& at Seton Hall*	W	85-81
02/04/22	& at Seton Hall*	L	55-74
03/05/22	& at Creighton*	L	60-65
01/03/23	& at Creighton*	W	83-61
02/08/23	& at Seton Hall*	W	75-62
01/20/24	& at Seton Hall*	W	97-94 (3ot)
02/28/24	& at Creighton*	W	85-64
01/25/25	& at Creighton*	W	79-54
03/04/25	& at Seton Hall*	W	79-61

* BIG EAST Conference
% BIG EAST Conference Tournament

McDermott is 3-4 vs. South Dakota
Before CU: 2-4 (2-2 with WSC; 0-2 at NDSU)
At CU: 1-0 (1-0 Home; 0-0 Away; 0-0 Neutral)

Year	Site	W-L	Score
1997-98	^ at South Dakota#	L	69-74
1998-99	^ at Wayne State#	W	75-59
1999-00	^ at Minn.-Morris#	L	64-66
1999-00	^ at Denver!	W	86-83
2000-01	@ at North Dakota St.	L	72-84
2000-01	@ at South Dakota	L	51-65
12/09/14	& at Creighton	W	91-88 (2ot)

Quad State Classic
! NCAA Tournament (Denver, Colo.)

McDermott is 0-1 vs. Tennessee
At CU: 0-1 (0-0 Home; 0-0 Away; 0-1 Neutral)

Date	Site	W-L	Score
03/29/24	& at Detroit, Mich.$	L	75-82

$ NCAA Tournament

McDermott is 1-1 vs. UNLV
At CU: 1-1 (1-0 Home; 0-1 Away; 0-0 Neutral)

Date	Site	W-L	Score
12/13/23	& at Henderson, Nev.#	L	64-79
12/07/24	at Creighton	W	83-65

Jack Jones Classic

McDermott is 11-16 vs. Villanova
At CU: 11-16 (6-6 Home; 4-8 Away; 1-2 Neutral)

Date	Site	W-L	Score
01/20/14	& at Villanova*	W	96-68
02/16/14	& at Creighton*	W	101-80
01/25/15	& at Villanova*	L	50-71
03/03/15	& at Creighton*	L	72-76
01/02/16	& at Creighton*	L	71-85
02/03/16	& at Villanova*	L	58-83
12/31/16	& at Creighton*	L	70-80
02/25/17	& at Villanova*	L	63-79
03/11/17	& at New York City%	L	60-74
02/01/18	& at Villanova*	L	78-98
02/24/18	& at Creighton*	W	89-83 (ot)
01/13/19	& at Creighton*	L	78-90
02/06/19	& at Villanova*	L	59-66 (ot)
01/07/20	& at Creighton*	L	59-64
02/01/20	& at Villanova*	W	76-61
02/13/21	& at Crieghton*	W	86-70
03/03/21	& at Villanova*	L	60-72
12/17/21	& at Creighton*	W	79-59
01/05/22	& at Villanova*	L	41-75
03/12/22	& at New York City%	L	48-54
02/04/23	& at Creighton*	W	66-61
02/25/23	& at Villanova*	L	67-79
03/09/23	& at New York City%	W	87-74
12/20/23	& at Creighton*	L	66-68 (ot)
03/09/24	& at Villanova*	W	69-67
12/21/24	& at Creighton*	W	86-79
02/01/25	& at Villanova*	W	62-60

* BIG EAST Conference
% BIG EAST Conference Tournament

McDermott is 14-14 vs. Xavier
At CU: 14-14 (8-4 Home; 4-8 Away; 2-2 Neutral)

Date	Site	W-L	Score
01/12/14	& at Creighton*	W	95-89
03/01/14	& at Xavier*	L	69-75
03/14/14	& at New York City%	W	86-78
02/04/15	& at Xavier*	W	79-72 (ot)
03/07/15	& at Creighton*	L	73-74
02/09/16	& at Creighton*	W	70-56
03/05/16	& at Xavier*	L	93-98
01/16/17	& at Xavier*	W	72-67
02/04/17	& at Creighton*	L	80-82
03/10/17	& at New York City%	W	75-72
01/13/18	& at Xavier*	L	70-92
02/10/18	& at Creighton*	L	71-72
02/03/19	& at Creighton*	W	76-54
02/13/19	& at Xavier*	L	61-64 (ot)
03/14/19	& at New York City%	L	61-63
01/11/20	& at Xavier*	W	77-65
01/26/20	& at Creighton*	W	77-66
12/23/20	& at Creighton*	W	66-61
02/27/21	& at Xavier*	L	69-77
01/15/22	& at Xavier*	L	73-80
01/29/22	& at Creighton*	L	64-74
01/11/23	& at Xavier*	L	87-90
01/28/23	& at Creighton*	W	84-67
03/10/23	& at New York City%	L	60-82
01/23/24	& at Creighton*	W	85-78
02/10/24	& at Xavier*	W	78-71
01/29/25	& at Creighton*	W	86-77
03/01/25	& at Xavier*	L	61-83

* BIG EAST Conference
% BIG EAST Conference Tournament

Series History vs. 2025-26 Opponents

Alabama

Bluejays lead series, 3-1

Home: 2-0 **Away:** 0-1 **Neutral:** 1-0

Date	Site	W-L	Score
03/16/12	at Greensboro, N.C.-#	W	58-57
03/15/16	at Creighton-%	W	72-54
12/16/23	at Creighton	W	85-82
12/14/24	at Alabama	L	75-83

NCAA Tournament Second Round
% National Invitation Tournament

Auburn

Bluejays trail series, 2-1

Home: 0-0 **Away:** 0-0 **Neutral:** 1-2

Date	Site	W-L	Score
12/28/1976	Louisville, Ky. - $	W	81-76
03/16/2000	Minneapolis, Minn.-#	L	69-72
03/22/25	Lexington, Ky. - %	L	70-82

% Louisville Holiday Classic (Louisville, Ky.)
# NCAA Tournament (Minneapolis, Minn.)
% NCAA Tournament (Lexington, Ky.)

Baylor

Creighton leads series, 4-2

Home: 1-0 **Away:** 1-0 **Neutral:** 2-2

Date	Site	W-L	Score
12/28/62	at Oklahoma City-#	W	90-69
12/02/98	at Creighton	W	73-59
12/04/99	at Baylor (ot)	W	77-76
03/23/14	at San Antonio-%	L	55-85
11/21/17	at Kansas City-$	L	59-65
03/19/23	at Denver-@	W	85-76

All-College Tournament (Oklahoma City, Okla.)
% NCAA Tournament (San Antonio, Texas)
@ NCAA Tournament (Denver, Colo.)
$ Hall of Fame Classic (Kansas City, Mo.)

Butler

Bluejays lead series, 20-12

Home: 12-3 **Away:** 6-9 **Neutral:** 2-0

Date	Site	W-L	Score
01/30/33	at Creighton#	W	27-22
02/22/33	at Butler#	L	33-45
01/20/34	at Butler#	L	30-48
02/05/34	at Creighton# (ot)	L	32-33
01/05/74	at Butler	W	75-58
01/04/75	at Creighton	W	73-60
12/26/75	Bloomington-$	W	68-62
01/14/14	at Creighton*	W	88-60
02/13/14	at Butler*	W	68-63
01/21/15	at Butler*	L	61-64
02/16/15	at Creighton*	L	56-58
01/23/16	at Creighton*	W	72-64
02/16/16	at Butler*	L	75-88
01/11/17	at Creighton*	W	75-64
01/31/17	at Butler*	W	76-67
01/09/18	at Creighton*	W	85-74
02/20/18	at Butler*	L	70-93
01/05/19	at Butler*	L	69-84
01/25/19	at Creighton*	W	75-61
01/04/20	at Butler*	L	57-71
02/23/20	at Creighton*	W	81-59
01/16/21	at Butler* (ot)	L	66-70
03/06/21	at Creighton*	W	93-73
03/11/21	at New York City-!	W	87-56
01/26/22	at Butler*	L	55-72
02/08/22	at Creighton*	W	54-52
12/22/22	at Creighton*	W	78-56
01/17/23	at Butler*	W	73-52
02/02/24	at Creighton*	L	98-99
02/17/24	at Butler*	W	79-57
01/11/25	at Butler*	W	80-76
03/08/25	at Creighton*	W	87-74

$ Pillsbury Classic in Bloomington, Minn.
# Missouri Valley Conference game
* BIG EAST Conference game
! BIG EAST Conf. Tournament (New York City)

Connecticut

Bluejays lead series, 9-3

Home: 4-1 **Away:** 3-2 **Neutral:** 2-0

Date	Site	W-L	Score
12/20/20	at UConn*$ (ot)	W	76-74
01/23/21	at Creighton*	W	74-66
03/12/21	at New York City-#	W	59-56
02/01/22	at UConn*#	W	59-55
03/02/22	at Creighton*	W	64-62
01/07/23	at UConn*$	L	60-69
02/11/23	at Creighton*	W	56-53
01/17/24	at UConn*$	L	48-62
02/20/24	at Creighton*	W	85-66
01/18/25	at UConn*$	W	68-63
02/11/25	at Creighton*	L	66-70
03/14/25	at New York City-#	W	71-62

* BIG EAST Conference game
! BIG EAST Conf. Tournament (New York City)
$ Game played in Storrs
# Game played in Hartford

DePaul

Bluejays lead series, 33-16

Home: 13-7 **Away:** 16-8 **Neutral:** 4-1

Date	Site	W-L	Score
12/21/37	at DePaul	W	44-37
02/18/39	at Creighton	L	31-39
02/01/41	at DePaul	W	60-48
12/14/57	at DePaul	W	67-55
01/07/58	at Creighton	L	56-62
02/27/60	at DePaul	L	65-82
01/31/77	at DePaul	W	84-75
02/01/78	at Creighton (3ot)	L	82-85
03/12/78	at Wichita, Kan.-%	L	78-80
12/30/78	at DePaul	L	70-88
01/28/80	at Creighton	L	73-84
02/09/81	at DePaul	L	57-83
01/11/82	at Creighton	L	67-76
12/27/82	at DePaul	L	66-68
12/31/83	at Creighton (ot)	L	57-59
12/27/84	at DePaul	L	58-87
02/17/86	at Creighton	W	74-61
12/17/86	at DePaul	L	64-74
03/16/90	at DePaul-#	L	72-89
11/30/05	at DePaul	L	57-72
11/09/07	at Creighton	W	74-62
12/23/08	at Las Vegas, Nev.-@	W	83-75
01/07/14	at DePaul*	W	81-62
02/07/14	at Creighton*	W	78-66
03/13/14	at New York City-!	W	84-62
01/07/15	at Creighton*	L	60-70
02/24/15	at DePaul*	W	75-62
03/11/15	at New York City-!	W	78-63
01/17/16	at DePaul*	W	91-80
02/06/16	at Creighton*	W	88-66
01/28/17	at Creighton*	W	83-66
02/11/17	at DePaul*	W	93-58
02/07/18	at DePaul*	W	76-75
02/27/18	at Creighton*	W	82-57
02/20/19	at DePaul*	W	79-67
03/09/19	at Creighton*	W	91-78
01/22/20	at DePaul*	W	83-68
02/15/20	at Creighton*	W	93-64
01/30/21	at DePaul*	W	69-62
02/24/21	at Creighton*	W	77-53
01/22/22	at Creighton*	W	60-47
02/17/22	at DePaul*	W	71-59
12/25/22	at Creighton*	W	80-65
03/04/23	at DePaul*	W	84-70
01/09/24	at DePaul*	W	84-58
01/27/24	at Creighton*	W	85-62
01/21/25	at DePaul*	W	73-49
02/26/25	at Creighton*	W	75-65
03/13/25	at New York City-! (2ot)	W	85-81

% NCAA Tournament
# National Invitation Tournament
@ Las Vegas Classic (Las Vegas, Nev.)
* BIG EAST Conference game
! BIG EAST Conf. Tournament (New York City)

Dane Watts had 21 points and 10 rebounds in an 80-72 win over Houston in Hawaii the last time the Bluejays met the Cougars.

Georgetown

Bluejays lead series, 17-10

Home: 10-2 **Away:** 6-6 **Neutral:** 1-2

Date	Site	W-L	Score
12/30/70	West Palm Beach-$	W	80-79
01/25/14	at Creighton*	W	76-63
03/04/14	at Georgetown*	L	63-75
01/03/15	at Georgetown*	L	61-76
01/31/15	at Creighton*	L	40-67
03/12/15	at New York City-!	L	55-60
01/05/16	at Creighton*	W	79-66
01/26/16	at Georgetown*	L	73-74
01/25/17	at Georgetown*	L	51-71
02/19/17	at Creighton*	W	87-70
01/06/18	at Georgetown*	W	90-66
01/27/18	at Creighton*	W	85-77
01/21/19	at Georgetown*	W	91-87
02/23/19	at Creighton*	W	82-69
01/15/20	at Georgetown*	L	80-83
03/04/20	at Creighton*	W	91-76
02/03/21	at Creighton*	L	79-86
02/09/21	at Georgetown*	W	63-48
03/13/21	at New York City-!	L	48-73
02/12/22	at Georgetown*	W	80-66
02/14/22	at Creighton*	W	88-77
02/01/23	at Georgetown*	W	63-53
03/01/23	at Creighton*	W	99-59
01/02/24	at Georgetown*	W	77-60
02/13/24	at Creighton*	W	94-72
12/18/24	at Georgetown*	L	57-81
02/23/25	at Creighton*	W	80-69

$ Gold Coast Classic, West Palm Beach, Fla.
* BIG EAST Conference game
! BIG EAST Conf. Tournament (New York City)

Gonzaga

Bluejays lead series, 6-5

Home: 5-2 **Away:** 1-2 **Neutral:** 0-1

Date	Site	W-L	Score
12/10/47	at Creighton	W	32-29
01/04/55	at Creighton	L	85-96
12/29/58	at Creighton	W	67-62
01/30/60	at Gonzaga	L	70-71
12/18/61	at Creighton	W	82-77
12/18/63	at Creighton	W	89-79
12/09/75	at Creighton	W	70-62
01/15/77	at Gonzaga	W	100-83
12/01/17	at Gonzaga	L	74-91
12/01/18	at Creighton	L	92-103
03/28/21	at Indianapolis, Ind.- %	L	65-83

% NCAA Tournament (Indianapolis, Ind.)

Houston

Bluejays lead series, 7-3

Home: 2-3 **Away:** 0-4 **Neutral:** 1-0

Date	Site	W-L	Score
12/14/49	at Creighton (ot)	W	52-47
02/13/67	at Creighton	L	80-87
02/25/67	at Houston	L	73-87
02/07/70	at Houston (ot)	L	77-78
03/04/70	at Creighton	L	58-62
01/06/71	at Houston	L	76-83
02/17/73	at Creighton	W	78-77
12/21/96	at Houston	L	73-74
01/04/97	at Creighton	L	72-74
12/22/06	at Honolulu, HI-#	W	80-72

Rainbow Classic (Honolulu, Hawaii)

Iowa State

Bluejays trail series, 17-15

Home: 11-8 **Away:** 3-8 **Neutral:** 1-1

Date	Site	W-L	Score
01/02/26	at Creighton	W	18-15
01/31/27	at Creighton	W	25-21
02/04/29	at Creighton	W	32-26
01/25/30	at Creighton	W	40-34
01/24/31	at Creighton	W	44-16
02/26/34	at Creighton	W	46-33
01/04/37	at Creighton	W	33-28
01/28/39	at Creighton	W	35-29
01/06/40	at Creighton	L	32-35
03/18/41	at Kansas City-#	W	57-48
01/29/51	at Iowa State	L	49-75
12/07/51	at Creighton	L	49-57
02/16/52	at Iowa State (ot)	L	58-59
01/24/53	at Iowa State	L	49-87
12/12/53	at Creighton	L	64-72
12/18/54	at Iowa State	L	65-100
12/17/75	at Iowa State	W	73-61
12/01/78	at Creighton	W	55-54
12/12/80	at Iowa State	W	77-73
12/10/83	at Creighton	W	83-74
12/01/84	at Iowa State	L	68-77
12/02/86	at Creighton	W	80-65
12/12/87	at Iowa State	L	73-115
11/29/88	at Creighton	L	58-88
01/16/90	at Iowa State (2ot)	W	99-94
01/08/91	at Creighton	L	88-97
11/26/91	at Iowa State	L	75-92
12/03/92	at Creighton	L	58-69
12/01/93	at Iowa State	L	63-107
01/18/95	at Creighton	L	52-70
11/21/10	at Des Moines-%	L	88-91
12/04/21	at Creighton	L	58-64

Regional Play-In Game (Kansas City, Mo.)
%Global Sports Hy-Vee Challenge (Des Moines, Iowa)

Series History vs. 2025-26 Opponents

Kansas

Bluejays trail series, 11-7

Home: 6-3 **Away:** 1-5 **Neutral:** 0-3

Date	Site	W-L	Score
01/03/23	at Creighton	L	7-29
01/03/27	at Creighton	L	29-31
02/26/29	at Creighton	W	44-27
02/28/30	at Creighton	W	44-20
03/03/31	at Kansas	L	32-38
03/04/40	at Creighton	W	35-33
02/10/42	at Kansas	L	49-53
12/15/42	at Kansas	W	38-33
03/04/43	at Creighton	W	54-34
01/29/49	at Kansas	L	50-79
12/05/49	at Creighton	W	59-55
12/04/50	at Kansas	L	35-51
12/10/51	at Creighton	L	47-65
12/13/68	at Kansas State-$	L	65-78
03/14/74	at Tulsa-#	L	54-55
12/08/20	at Kansas	L	72-73
03/19/22	at Fort Worth, Texas-%	L	72-79
12/04/24	at Creighton	W	76-63

$ Sunflower Classic (Mahattan, Kan.)
# NCAA Tournament (Tulsa, Okla)
% NCAA Tournament (Fort Worth, Texas)

Kansas State

Series tied, 8-8

Home: 7-3 **Away:** 1-4 **Neutral:** 0-1

Date	Site	W-L	Score
02/16/26	at Creighton	W	27-21
01/08/27	at Creighton	W	39-33
01/12/29	at Creighton	W	50-25
12/20/33	at Creighton	W	55-21
01/18/38	at Creighton	W	44-39
01/09/40	at Creighton	L	44-50
12/02/64	at Kansas State	L	82-96
12/01/65	at Creighton	W	83-75
02/12/68	at Kansas State	L	75-85
12/14/68	at Kansas State-$	W	63-62
12/05/69	at Creighton	L	54-56
12/13/71	at Kansas State	L	68-90
01/13/76	at Creighton (ot)	W	79-76
12/09/86	at Kansas State	L	64-81
12/05/87	at Creighton	L	78-88
03/16/18	at Charlotte, N.C.-%	L	59-69

$ Sunflower Classic (Manhattan, Kan.)
% NCAA Tournament (Charlotte, N.C.)

Marquette

Bluejays trail series, 60-41

Home: 24-25 **Away:** 16-35 **Neutral:** 1-0

Date	Site	W-L	Score
02/09/23	at Creighton%	W	24-9
02/10/23	at Creighton%	L	15-19
02/22/23	at Marquette%	L	16-25
02/23/23	at Marquette%	L	6-7
02/08/24	at Marquette%	W	28-17
02/09/24	at Marquette%	L	18-20
02/29/24	at Creighton%	W	39-21
03/01/24	at Creighton%	W	32-12
01/10/25	at Marquette%	W	31-15
02/21/25	at Creighton%	W	24-13
01/23/26	at Marquette%	L	15-17
02/27/26	at Creighton%	W	24-16
01/15/27	at Marquette%	L	22-31
02/11/27	at Creighton%	W	39-23
01/14/28	at Marquette	L	20-26
02/18/28	at Creighton	W	38-21
01/19/29	at Marquette	W	32-20
02/23/29	at Creighton	W	26-17
01/18/30	at Marquette (2 ot)	W	19-17
02/17/30	at Creighton	W	28-26
01/19/31	at Marquette	L	18-22
02/25/31	at Creighton	L	21-22
01/18/32	at Marquette	L	24-30
02/27/32	at Creighton	W	51-22
01/16/33	at Marquette	W	27-22
02/17/34	at Creighton (ot)	W	31-25
01/14/35	at Marquette (ot)	W	31-29
02/29/36	at Creighton	W	44-34
02/27/37	at Marquette	L	31-44
02/26/38	at Creighton	L	32-33
12/16/40	at Creighton	W	57-12
02/18/50	at Marquette	L	68-80
02/19/51	at Creighton	L	55-57
02/23/52	at Marquette	L	45-55
01/08/53	at Creighton	L	54-55
12/07/53	at Marquette	L	73-92
02/08/54	at Creighton	W	93-82
12/06/54	at Marquette	L	68-96
02/07/55	at Creighton	L	77-88
02/14/56	at Marquette	L	65-73
01/30/57	at Marquette	L	56-67
02/05/58	at Marquette	L	48-94
02/08/58	at Creighton	L	70-78
12/09/58	at Creighton	L	49-53
12/20/58	at Marquette	L	49-70
03/04/60	at Creighton	W	69-66
01/14/61	at Marquette	L	64-89
02/05/62	at Marquette (ot)	W	79-72
03/06/63	at Creighton	L	68-74
01/23/64	at Creighton	W	84-57
02/22/65	at Marquette	W	78-68
02/29/68	at Marquette	L	57-75
03/01/69	at Creighton	L	79-79
02/28/70	at Marquette	L	66-76
03/01/71	at Creighton	L	61-66
02/19/72	at Marquette	L	61-70
03/05/73	at Creighton	L	49-61
02/09/74	at Marquette	W	75-69
03/08/75	at Creighton	L	60-64
01/21/76	at Marquette	L	62-76
03/05/77	at Creighton	L	60-72
02/07/78	at Marquette	L	57-82
01/30/79	at Creighton	L	77-79
02/05/80	at Marquette	L	71-81
01/15/81	at Creighton	L	66-76
01/16/82	at Marquette	L	61-82
01/02/83	at Creighton	L	52-64
01/17/84	at Marquette	L	54-63
01/27/85	at Creighton	W	71-59
12/14/85	at Marquette	L	62-76
12/23/86	at Creighton	L	57-63
03/02/88	at Marquette	W	72-58
12/19/88	at Creighton	W	79-73
12/23/94	at Marquette	L	50-82
02/14/96	at Creighton	L	57-63
03/11/98	at Marquette^	L	68-80
12/31/13	at Creighton*	W	67-49
02/19/14	at Marquette*	W	85-70
01/14/15	at Marquette	L	52-53
02/14/15	at Creighton*	W	77-70
02/13/16	at Marquette*	W	65-62
02/24/16	at Creighton*	L	61-66
01/21/17	at Creighton*	L	94-102
03/04/17	at Marquette*	L	83-91
02/17/18	at Creighton*	L	86-90
03/03/18	at Marquette*	L	81-85
01/09/19	at Creighton* (ot)	L	104-106
03/03/19	at Marquette*	W	66-60
01/01/20	at Creighton*	W	92-75
02/18/20	at Marquette*	W	73-65
12/14/20	at Creighton*	L	84-89
02/06/21	at Marquette*	W	71-68
01/01/22	at Marquette* (2ot)	W	75-69
02/20/22	at Creighton*	W	83-82
03/10/22	at New York City-!	W	74-63
12/16/22	at Marquette*	L	58-69
02/21/23	at Creighton*	L	71-73
12/30/23	at Marquette*	L	67-72
03/02/24	at Creighton*	W	89-75
01/03/25	at Marquette*	L	71-79
02/08/25	at Creighton*	W	77-67

% NCC regular season games
^ National Invitation Tournament
* BIG EAST Conference game
! BIG EAST Conf. Tournament (New York City)

Maryland

Bluejays trail series, 2-0

Home: 0-0 **Away:** 0-0 **Neutral:** 0-2

Date	Site	W-L	Score
03/18/75	at Lubbock, Texas-$	L	79-83
03/13/99	at Orlando, Fla.-#	L	63-75

$ NCAA Tournament (Lubbock, Texas)
# NCAA Tournament (Orlando, Fla.)

Maryland Eastern Shore

Bluejays lead series, 1-0

Home: 1-0 **Away:** 0-0 **Neutral:** 0-0

Date	Site	W-L	Score
12/15/17	at Creighton	W	87-36

Michigan

Wolverines lead series, 3-0

Home: 0-0 **Away:** 0-2 **Neutral:** 0-1

Date	Site	W-L	Score
12/03/62	at Michigan	L	62-81
11/26/09	at Orlando, Fla.-$ (ot)	L	76-83
11/12/19	at Michigan	L	69-79

$ Old Spice Classic (Orlando, Fla.)

Nebraska

Bluejays lead series, 30-28

Home: 20-11 **Away:** 10-17 **Neutral:** 0-0

Date	Site	W-L	Score
03/03/23	at Creighton	W	46-24
02/02/24	at Nebraska	L	21-25
02/28/25	at Creighton	L	11-15
01/09/26	at Creighton	L	15-20
02/15/26	at Nebraska	W	15-11
03/04/32	at Creighton	W	47-18
03/07/32	at Nebraska	W	28-26
12/09/77	at Nebraska	L	58-65
12/09/78	at Creighton	W	78-61
12/08/79	at Nebraska	L	55-64
12/06/80	at Creighton (ot)	W	66-61
12/05/81	at Nebraska	L	46-86
12/04/82	at Creighton	L	62-65
12/03/83	at Nebraska	L	56-65
03/15/84	at Creighton-#	L	54-56
12/08/84	at Creighton	L	73-78
12/07/85	at Nebraska	L	52-71
12/06/86	at Creighton	W	78-66
01/03/87	at Nebraska (ot)	L	65-70
12/09/87	at Creighton	W	88-73
11/26/88	at Nebraska	L	77-86
12/14/89	at Creighton	W	86-83
12/06/90	at Nebraska	L	63-97
12/07/91	at Creighton	L	85-90
12/10/92	at Nebraska	L	83-100
12/09/93	at Creighton	L	53-67
12/07/94	at Nebraska	L	57-85
12/06/95	at Creighton	L	67-88
01/08/97	at Nebraska	L	52-71
12/10/97	at Creighton	W	84-73
12/09/98	at Nebraska	L	60-76
12/09/99	at Creighton	W	89-72
01/02/01	at Nebraska	W	62-51
12/12/01	at Creighton	W	76-70
12/21/02	at Nebraska	W	81-73
12/10/03	at Creighton	W	61-54
03/16/04	at Creighton-#	L	70-71
12/11/04	at Nebraska	W	50-48
12/11/05	at Creighton	W	70-44
11/18/06	at Nebraska	L	61-73
11/24/07	at Creighton	W	74-62
11/29/08	at Nebraska	L	52-54
12/06/09	at Creighton	W	67-61
12/05/10	at Nebraska	L	54-59
12/04/11	at Creighton	W	76-66
12/06/12	at Nebraska	W	64-42
12/08/13	at Creighton	W	82-67
12/07/14	at Nebraska	W	65-55
12/09/15	at Creighton	W	83-67
12/07/16	at Nebraska	W	77-62
12/09/17	at Creighton	W	75-65
12/08/18	at Nebraska	L	75-94
12/07/19	at Creighton	W	95-76
12/11/20	at Creighton	W	98-74
11/16/21	at Nebraska	W	77-69
12/04/22	at Creighton	L	53-63
12/03/23	at Nebraska	W	89-60
11/22/24	at Creighton	L	63-74

National Invitation Tournament

Nicholls

First Meeting

Series History vs. 2025-26 Opponents

North Dakota

Bluejays lead series, 11-3

Home: 8-2 **Away:** 3-1 **Neutral:** 0-0

Date	Site	W-L	Score
02/12/23	at Creighton	L	18-23
01/25/24	at Creighton*	W	32-10
02/12/25	at North Dakota	W	39-21
02/13/25	at North Dakota	W	29-20
01/26/26	at Creighton	W	25-21
01/27/26	at Creighton	L	19-20
02/18/27	at North Dakota	W	31-27
02/12/28	at Creighton	W	24-22
01/06/34	at Creighton	W	47-26
03/03/62	at Creighton	W	90-54
12/03/74	at Creighton	W	74-68
12/01/75	at North Dakota	L	64-69
12/05/17	at Creighton	W	111-68
11/10/22	at Creighton	W	96-61

* North Central Conference game

Notre Dame

Series tied, 19-19

Home: 10-4 **Away:** 7-15 **Neutral:** 2-0

Date	Site	W-L	Score
02/17/21	at Creighton	W	24-20
01/20/22	at Creighton	L	25-28
01/21/22	at Creighton	W	25-22
02/22/24	at Notre Dame	W	29-22
02/23/24	at Notre Dame	W	23-12
01/23/25	at Creighton	W	34-21
01/24/25	at Creighton	W	26-17
03/05/26	at Notre Dame	L	17-23
03/06/26	at Notre Dame	L	18-29
03/04/27	at Creighton	L	20-32
03/05/27	at Creighton	L	17-31
12/08/49	at Notre Dame	L	50-57
12/03/52	at Notre Dame	L	59-80
02/29/60	at Notre Dame	L	64-76
03/01/61	at Notre Dame	L	54-61
12/09/61	at Creighton	W	73-71
02/10/62	at Notre Dame	W	74-71
12/13/62	at Notre Dame	L	48-74
01/11/64	at Creighton	W	95-81
02/29/64	at Notre Dame	W	84-71
03/01/65	at Notre Dame	L	74-92
01/10/66	at Creighton	W	72-59
03/02/66	at Notre Dame	W	72-68
03/04/67	at Notre Dame	L	59-84
01/08/68	at Creighton	L	63-72
03/02/68	at Notre Dame	L	68-73
03/03/69	at Notre Dame	W	79-74
02/06/71	at Notre Dame	L	91-102
02/26/72	at Creighton	W	104-77
12/30/84	at Creighton	W	60-58
12/30/85	at Notre Dame	L	54-80
01/12/87	at Notre Dame	L	54-67
02/22/88	at Notre Dame	L	54-66
12/10/88	at Notre Dame	L	64-77
01/03/90	at Creighton (ot)	W	77-75
02/18/91	at Notre Dame	W	90-67
11/26/02	at Kansas City, Mo.-#	W	80-75
11/30/24	at Las Vegas, Nev.-$	W	80-76

\# Guardians Classic (Kansas City, Mo.)
$ Players Era Festival (Las Vegas, Nev.)

Oregon

Bluejays trail series, 3-2

Home: 1-0 **Away:** 0-2 **Neutral:** 1-1

Date	Site	W-L	Score
12/26/1974	Portland, Ore.-$	L	64-75
03/28/2010	at Creighton#	W	84-76
03/30/2010	at Oregon#	L	58-71
04/01/2010	at Oregon#	L	69-71
03/23/24	at Pittsburgh, Pa.-# (2ot)	W	86-73

$ Far West Classic (Portland, Ore.)
\# College Basketball Invitational

Greg McDermott's 1,000th career game as a head coach will come against a North Dakota program that he used to be an assistant for.

Providence

Bluejays trail series, 21-17

Home: 9-6 **Away:** 5-12 **Neutral:** 3-3

Date	Site	W-L	Score
02/02/61	at Providence	L	70-115
01/27/64	at Providence	L	77-80
12/17/64	at Creighton (2ot)	L	90-95
02/17/69	at Providence	L	64-75
01/13/69	at Creighton	W	72-67
02/23/70	at Providence	W	68-64
02/08/71	at Creighton	L	71-73
12/19/81	at Providence	L	63-69
12/18/82	at Creighton	W	73-70
11/25/00	Kansas City, Mo-#	W	63-51
01/18/14	at Providence*	L	68-81
03/08/14	at Creighton*	W	88-73
03/15/14	at New York City-%	L	58-65
12/31/14	at Providence*	L	53-65
01/17/15	at Creighton*	L	65-74
01/12/16	at Creighton*	L	48-50
03/02/16	at Providence*	L	66-70
01/07/17	at Providence*	W	78-64
02/22/17	at Creighton*	L	66-68
03/09/17	at New York City-%	W	70-58
12/31/17	at Creighton*	W	83-64
01/20/18	at Providence*	L	71-85
03/08/18	at New York City-% (ot)	L	68-72
12/31/18	at Providence*	W	79-68
03/06/19	at Creighton* (ot)	W	76-70
01/18/20	at Creighton*	W	78-74
02/05/20	at Providence*	L	56-73
01/02/21	at Providence*	W	67-65
01/20/21	at Creighton*	L	70-74
02/26/22	at Providence*	L	51-72
03/11/22	at New York City-%	W	85-58
01/14/23	at Creighton*	W	73-67
02/14/23	at Providence* (2ot)	L	86-94
01/06/24	at Creighton*	W	69-60
02/07/24	at Providence* (ot)	L	87-91
03/14/24	at New York City-%	L	73-78
01/14/25	at Creighton*	W	84-64
02/05/25	at Providence*	W	80-69

\# Energia Systems Thanksgiving Tournament (Kansas City, Mo.)
* BIG EAST Conference game
% BIG EAST Conf. Tournament (New York City)

Rutgers

Bluejays lead series, 1-0

Home: 0-0 **Away:** 0-0 **Neutral:** 1-0

Date	Site	W-L	Score
11/23/15	at Las Vegas, Nev.-#	W	85-75

\# Men Who Speak Up Main Event (Las Vegas, Nev.)

St. John's

Bluejays lead series, 19-13

Home: 13-1 **Away:** 6-10 **Neutral:** 0-2

Date	Site	W-L	Score
01/30/61	at St. John's (N.Y.)	L	75-84
01/13/62	at St, John's (N.Y.)	L	52-72
12/07/62	at Creighton	W	52-34
01/29/64	at St. John's (N.Y.)	L	60-64
01/11/65	at St. John's (N.Y.)	L	66-72
02/14/66	at Creighton	W	86-67
12/22/71	Albuquerque, N.M.^	L	73-94
01/28/14	at Creighton*	W	63-60
02/09/14	at St. John's (N.Y.)*	L	65-70
01/28/15	at Creighton*	W	77-74
02/07/15	at St. John's*	L	66-84
12/31/15	at St. John's*	W	80-70
02/28/16	at Creighton*	W	100-59
01/04/17	at St. John's*	W	85-72
02/28/17	at Creighton*	W	82-68
01/03/18	at Creighton*	W	78-71
01/23/18	at St. John's*	W	68-63
01/16/19	at St. John's*	L	66-81
01/30/19	at Creighton*	L	67-83
02/08/20	at Creighton*	W	94-82
03/01/20	at St. John's*	L	71-91
12/17/20	at St. John's*	W	94-76
01/09/21	at Creighton*	W	97-79
01/19/22	at Creighton*	W	87-64
02/23/22	at St. John's*	W	81-78
01/25/23	at Creighton*	W	104-76
02/18/23	at St. John's*	W	77-67
01/13/24	at Creighton*	W	66-65
02/25/24	at St. John's*	L	66-80
12/31/24	at Creighton*	W	57-56
02/16/25	at St. John's*	L	73-79
03/15/25	at New York City-#	L	66-82

^ Lobo Classic, Albuquerque, N.M.
* BIG EAST Conference game
\# BIG EAST Conf. Tournament (New York City)

San Diego State

Series tied, 5-5

Home: 3-0 **Away:** 1-1 **Neutral:** 1-4

Date	Site	W-L	Score
12/16/48	at Creighton	W	47-33
12/23/70	at Creighton	W	73-68
01/18/73	at San Diego State	L	61-73
01/03/74	at Creighton	W	79-61
11/30/11	at San Diego State	W	85-83
11/29/13	at Fullerton, Calif.-$	L	80-86
11/28/19	at Las Vegas, Nev.-#	L	52-83
03/17/22	at Fort Worth, Texas-% (ot)	W	72-69
03/26/23	at Louisville, Ky.-!	L	56-57
11/26/24	at Las Vegas, Nev.-^	L	53-71

$ Wooden Legacy (Fullerton, Calif.)
\# 19th Annual Continental Tire Las Vegas Invitational (Las Vegas, Nev.)
^ Players Era Festival (Las Vegas, Nev.)
% NCAA Tournament (Fort Worth, Texas)
! NCAA Tournament (Louisville, Ky.)

Series History vs. 2025-26 Opponents

Seton Hall

Series tied, 16-16

Home: 8-4 **Away:** 8-10 **Neutral:** 0-2

Date	Site	W-L	Score
03/05/49	at Seton Hall	L	47-62
02/04/50	at Seton Hall	W	45-42
12/31/50	at Seton Hall	L	49-73
01/10/52	at Seton Hall	L	44-60
01/30/56	at Seton Hall	L	73-86
01/15/62	at Seton Hall	L	80-86
03/16/91	at Salt Lake City-#	L	69-81
01/04/14	at Seton Hall*	W	79-66
02/23/14	at Creighton*	W	72-71
01/10/15	at Creighton*	L	67-68
02/28/15	at Seton Hall*	L	66-67
01/09/16	at Seton Hall*	W	82-67
01/30/16	at Creighton*	L	65-75
03/10/16	at New York City-%	L	73-81
12/28/16	at Creighton*	W	89-75
02/15/17	at Seton Hall*	L	81-87
12/28/17	at Seton Hall*	L	84-90
01/17/18	at Creighton*	W	80-63
02/09/19	at Seton Hall*	L	58-63
02/17/19	at Creighton*	L	75-81
02/12/20	at Seton Hall*	W	87-82
03/07/20	at Creighton*	W	77-60
01/06/21	at Creighton*	W	89-53
01/27/21	at Seton Hall*	W	85-81
02/04/22	at Seton Hall*	L	55-74
03/05/22	at Creighton*	L	60-65
01/03/23	at Creighton*	W	83-61
02/08/23	at Seton Hall*	W	75-62
01/20/24	at Seton Hall* (3ot)	W	97-94
02/28/24	at Creighton*	W	85-64
01/25/25	at Creighton*	W	79-54
03/04/25	at Seton Hall*	W	79-61

NCAA Tournament (Salt Lake City, Utah)
* BIG EAST Conference game
% BIG EAST Conf. Tournament (New York City)

Marcus Zegarowski had 23 points, six rebounds and five assists in a win against No. 8 Seton Hall to clinch the 2019-20 BIG EAST regular-season title.

South Dakota

Bluejays lead series, 49-11

Home: 33-1 **Away:** 14-10 **Neutral:** 2-0

Date	Site	W-L	Score
02/23/18	at S. Dakota	W	30-8
02/05/19	at Creighton	W	24-10
02/27/19	at S. Dakota	W	19-8
01/26/21	at Creighton	W	35-19
01/27/21	at Creighton	W	33-14
01/12/22	at Creighton	W	30-15
01/13/22	at Creighton	W	33-13
01/26/23	at Creighton*	W	42-12
01/27/23	at Creighton*	W	38-30
02/05/26	at Creighton	W	34-14
01/21/28	at Creighton	W	31-16
02/21/28	at Sioux City, IA	W	55-26
12/09/33	at Creighton	W	56-26
12/17/34	at S. Dakota	W	41-30
12/13/35	at S. Dakota	W	44-37
12/15/36	at Creighton	W	34-27
12/16/37	at Creighton	W	47-38
12/15/38	at S. Dakota	L	34-40
12/21/39	at S. Dakota	L	37-39
12/13/40	at Creighton	W	48-36
12/18/41	at S. Dakota	W	50-26
12/19/42	at Creighton	W	53-36
01/18/46	at S. Dakota	W	55-42
02/09/46	at Creighton	W	49-46
12/13/46	at S. Dakota	W	61-39
02/01/47	at Creighton	W	56-34
12/12/47	at S. Dakota	L	31-41
02/13/48	at Creighton	W	40-33
12/16/49	at S. Dakota	W	49-31
02/13/50	at Creighton	W	67-58
12/15/50	at S. Dakota	L	41-47
02/24/51	at Creighton	W	51-44
12/09/53	at S. Dakota	W	83-67
01/07/54	at Creighton	W	85-67
12/13/54	at S. Dakota	W	84-76
01/10/55	at Creighton	W	69-63
01/07/56	at S. Dakota	L	71-83
01/16/56	at Creighton	W	71-54
12/07/56	at Creighton	W	59-45
02/04/57	at S. Dakota	L	67-90
12/06/57	at Creighton	L	54-68
12/11/57	at S. Dakota	L	47-62
01/02/59	at S. Dakota	L	53-68
02/05/59	at Creighton (2ot)	W	78-76
12/29/59	at S. Dakota	L	58-70
02/11/60	at Creighton	W	63-54
12/02/60	at Creighton	W	74-49
12/19/61	at S. Dakota	W	85-59
01/02/62	at Creighton	W	84-58
01/02/63	at Creighton	W	88-66
12/28/63	at S. Dakota	W	75-54
12/26/64	at Creighton	W	86-67
02/02/64	at S. Dakota	W	88-68
12/06/65	at Creighton	W	103-58
12/22/65	at Rock Island, Ill.-#	W	105-63
12/14/66	at S. Dakota	W	84-75
01/30/67	at Creighton	W	103-70
01/15/68	at S. Dakota	L	82-90
03/16/10	at Creighton-%	W	89-78
12/09/14	at Creighton (2ot)	W	91-88

*denotes North Central Conference game
#Missouri Valley Classic
% CollegeInsider.com Tournament (Omaha, Neb.)

Syracuse

Bluejays lead series, 6-5

Home: 4-1 **Away:** 2-3 **Neutral:** 0-1

Date	Site	W-L	Score
03/02/22	at Syracuse	L	28-39
02/15/29	at Syracuse	W	31-25
02/16/29	at Syracuse	L	29-35
01/03/30	at Creighton	W	31-27
01/04/30	at Creighton	L	25-27
02/20/31	at Syracuse	L	24-29
02/21/31	at Syracuse	W	30-24
02/05/32	at Creighton	L	19-25
02/06/32	at Creighton	W	30-7
12/29/37	at Syracuse	L	39-50
01/08/51	at Syracuse	L	46-66
01/03/66	at Creighton	W	103-87
02/21/66	at Syracuse	L	104-114

Tennessee

Bluejays trail series, 2-0

Home: 0-0 **Away:** 0-1 **Neutral:** 0-1

Date	Site	W-L	Score
01/09/37	Knoxville, Tenn.	L	28-34
03/29/24	Detroit, Mich. -#	L	75-82

NCAA Tournament (Detroit, Mich.)

UNLV

Bluejays trail series, 3-2

Home: 1-0 **Away:** 1-3 **Neutral:** 0-0

Date	Site	W-L	Score
01/04/67	at UNLV	W	71-70
01/02/69	at UNLV	L	99-109
12/23/87	at UNLV-%	L	59-90
12/13/23	at UNLV-$	L	64-79
12/07/24	at Creighton	W	83-65

% Rebel Round-Up
$ Game played in Henderson, Nev.

Utah Tech

First Meeting

Villanova

Bluejays trail series, 19-11

Home: 6-6 **Away:** 4-11 **Neutral:** 1-2

Date	Site	W-L	Score
02/02/50	at Villanova	L	63-84
01/03/51	at Villanova	L	43-61
01/09/52	at Villanova	L	61-79
01/20/14	at Villanova*	W	96-68
02/16/14	at Creighton*	W	101-80
01/25/15	at Villanova*	L	50-71
03/03/15	at Creighton*	L	72-76
01/02/16	at Creighton*	L	71-85
02/03/16	at Villanova*	L	58-83
12/31/16	at Creighton*	L	70-80
02/25/17	at Villanova*	L	63-79
03/11/17	at New York City-%	L	60-74
02/01/18	at Villanova*	L	78-98
02/24/18	at Creighton* (ot)	W	89-83
01/13/19	at Creighton*	L	78-90
02/06/19	at Villanova* (ot)	L	59-66
01/07/20	at Creighton*	L	59-64
02/01/20	at Villanova*	W	76-61
02/13/21	at Creighton*	W	86-70
03/03/21	at Villanova*	L	60-72
12/17/21	at Creighton*	W	79-59
01/05/22	at Villanova*	L	41-75
03/12/22	at New York City-%	L	48-54
02/04/23	at Creighton*	W	66-61
02/25/23	at Villanova*	L	67-79
03/09/23	at New York City-%	W	87-74
12/20/23	at Creighton* (ot)	L	66-68
03/09/24	at Villanova*	W	69-67
12/21/24	at Creighton*	W	86-79
02/01/25	at Villanova*	W	62-60

* BIG EAST Conference game
% BIG EAST Conf. Tournament (New York City)

Xavier

Bluejays trail series, 23-20

Home: 10-6 **Away:** 8-13 **Neutral:** 2-4

Date	Site	W-L	Score
01/03/38	at Xavier	W	34-29
01/03/41	at Xavier	W	42-39
01/03/48	at Xavier	L	36-62
01/02/60	at Xavier	L	73-75
01/02/61	at Xavier	L	63-92
03/08/63	at Louisville, Ky.-$	L	67-80
12/04/85	at Creighton	L	53-56
12/13/86	at Xavier	W	74-73
12/22/01	at Creighton	L	65-72
12/31/02	at Xavier	L	73-75
11/30/04	at Xavier	W	73-72
12/18/05	at Creighton	W	61-59
12/09/06	at Creighton	W	73-67
12/05/07	at Xavier	L	66-79
11/27/09	at Orlando, Fla. - #	L	67-80
01/12/14	at Creighton*	W	95-89
03/01/14	at Xavier*	L	69-75
03/14/14	at New York City-%	W	86-78
02/04/15	at Xavier* (ot)	W	79-72
03/07/15	at Creighton*	L	73-74
02/09/16	at Creighton*	W	70-56
03/05/16	at Xavier*	L	93-98
01/16/17	at Xavier*	W	72-67
02/04/17	at Creighton*	L	80-82
03/10/17	at New York City-%	W	75-72
01/13/18	at Xavier*	L	70-92
02/10/18	at Creighton*	L	71-72
02/03/19	at Creighton*	W	76-54
02/13/19	at Xavier* (ot)	L	61-64
03/14/19	at New York City-%	L	61-63
01/11/20	at Xavier*	W	77-65
01/26/20	at Creighton*	W	77-66
12/23/20	at Creighton*	W	66-61
02/27/21	at Xavier*	L	69-77
01/15/22	at Xavier*	L	73-80
01/29/22	at Creighton*	L	64-74
01/11/23	at Xavier*	L	87-90
01/28/23	at Creighton*	W	84-67
03/10/23	at New York City-%	L	60-82
01/23/24	at Creighton*	W	85-78
02/10/24	at Xavier*	W	78-71
01/29/25	at Creighton*	W	86-77
03/01/25	at Xavier*	L	61-83

$ National Catholic Invitational Tournament
# Old Spice Classic (Orlando, Fla.)
* BIG EAST Conference game
% BIG EAST Conf. Tournament (New York City)

2026 BIG EAST Tournament

The best conference tournament in college basketball is the BIG EAST Tournament, which returns to Madison Square Garden for the 44th consecutive season. It is the nation's longest-running conference tournament at any one site, and will continue through at least 2032 at MSG.

The BIG EAST Tournament has been home to some of the most storied moments in NCAA history, including Connecticut's run of five wins in five days in 2011 en route to the national title, and an epic six-overtime game between Connecticut and Syracuse in 2009.

Georgetown (8) and Connecticut (8) lead the seven current schools in the BIG EAST to have won a title.

Only two players have been named Tournament MVP in consecutive seasons, Georgetown's Patrick Ewing (1984 & 1985) and Louisville's Peyton Siva (2012 & 2013).

Prior to moving the tournament to Madison Square Garden, the first three years of the BIG EAST Tourney were held in Providence (1980), Syracuse (1981) and Hartford (1982).

All 11 basketball games of the 2026 BIG EAST Tournament will be broadcast on FS1, Peacock and FOX.

The 2026 BIG EAST Tournament will take place in New York City from March 11-14 at Madison Square Garden.

MADISON SQUARE GARDEN®
THE WORLD'S MOST FAMOUS ARENA®

2026 BIG EAST Tournament Bracket

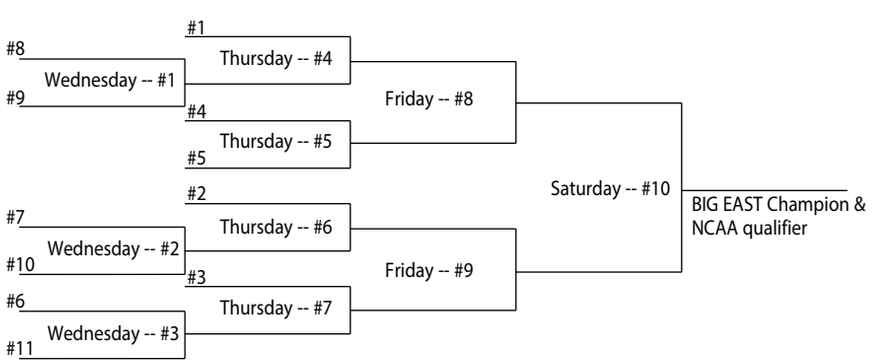

BIG EAST Conference Tournament Game Times

Session	Day, Date	Broadcast	Game Times (CST)
Session I	Wednesday, March 11	Peacock	3:00 / 5:30 / 8:00 p.m.
Session II	Thursday, March 12	Peacock	11:00 a.m. / 1:30 p.m.
Session III	Thursday, March 12	FS1	6:00 / 8:30 p.m.
Session IV	Friday, March 13	FOX	4:30 p.m.
	Friday, March 13	FS1	7:00 p.m.
Session V	Saturday, March 14	FOX	5:30 p.m.

BIG EAST Tournament History

Year	Champ	Tournament MVP
1980	Georgetown	Craig Shelton, Georgetown
1981	Syracuse	Leo Rautins, Syracuse
1982	Georgetown	Eric Floyd, Georgetown
1983	St. John's	Chris Mullin, St. John's
1984	Georgetown	Patrick Ewing, Georgetown
1985	Georgetown	Patrick Ewing, Georgetown
1986	St. John's	Dwayne Washington, Syracuse
1987	Georgetown	Reggie Williams, Georgetown
1988	Syracuse	Sherman Douglas, Syracuse
1989	Georgetown	Charles Smith, Georgetown
1990	Connecticut	Chris Smith, Connecticut
1991	Seton Hall	Oliver Taylor, Seton Hall
1992	Syracuse	Alonzo Mourning, Georgetown
1993	Seton Hall	Terre Dehere, Seton Hall
1994	Providence	Michael Smith, Providence
1995	Villanova	Kerry Kittles, Villanova
1996	Connecticut	Victor Page, Georgetown
1997	Boston College	Scoonie Penn, Boston College
1998	Connecticut	Khalid El-Amin, Connecticut
1999	Connecticut	Kevin Freeman, Connecticut
2000	St. John's	Bootsy Thornton, St. John's
2001	Boston College	Troy Bell, Boston College
2002	Connecticut	Caron Butler, Connecticut
2003	Pittsburgh	Julius Page, Pittsburgh
2004	Connecticut	Ben Gordon, Connecticut
2005	Syracuse	Hakim Warrick, Syracuse
2006	Syracuse	Gerry McNamara, Syracuse
2007	Georgetown	Jeff Green, Georgetown
2008	Pittsburgh	Sam Young, Pittsburgh
2009	Louisville	Jonny Flynn, Syracuse
2010	West Virginia	Da'Sean Butler, West Virginia
2011	Connecticut	Kemba Walker, Connecticut
2012	Louisville	Peyton Siva, Louisville
2013	Louisville	Peyton Siva, Louisville
2014	Providence	Bryce Cotton, Providence
2015	Villanova	Josh Hart, Villanova
2016	Seton Hall	Isaiah Whitehead, Seton Hall
2017	Villanova	Josh Hart, Villanova
2018	Villanova	Mikal Bridges, Villanova
2019	Villanova	Phil Booth, Villanova
2020	Not completed	No MVP awarded
2021	Georgetown	Dante Harris, Georgetown
2022	Villanova	Collin Gillespie, Villanova
2023	Marquette	Tyler Kolek, Marquette
2024	Connecticut	Tristen Newton, Connecticut
2025	St. John's	RJ Luis, St. John's

Most Conference Tournament Titles, Since 1999

Gonzaga	21	Murray State	9
Duke	14	Belmont	8
Winthrop	12	***Creighton***	***8***
New Mexico State	11	Montana	8
Iona	10	Pennsylvania	8
Kansas	10	Texas Southern	8
Kentucky	10	Utah State	8
Vermont	10	VCU	8
Memphis	9	Western Kentucky	8

Strong leadership on and off the court by seniors **Ryan Kalkbrenner**, **Steven Ashworth** and **Jamiya Neal** helped lead the Creighton men's basketball team to a 25-11 record in 2024-25 and a fifth straight trip to the NCAA Tournament.

After defeating 2024 NCAA runner-up Purdue in a Charity Exhibition game, Creighton opened its season on Nov. 6th with a bang. Kalkbrenner, named Preseason BIG EAST Player of the Year, made 20-of-22 field goal attempts and finished with 49 points and 11 rebounds. The 49 points were the second-most in program history and just two shy of **Bob Portman's** school-record, helping the 7-foot-1 All-American earn National Player of the Week honors to open his fifth season.

Creighton dominated FDU before a 78-43 win against Houston Christian on Nov. 13 that made **Greg McDermott** the winningest coach in program history. It was McDermott's 328th victory on the CU sideline, one more than **Dana Altman**.

A 4-0 start quickly turned into a 4-3 record after a home loss to Nebraska and setbacks in Las Vegas to San Diego State and No. 20 Texas A&M to open the Players Era Festival. Playing without Kalkbrenner, CU won its final contest in Sin City with an 80-76 victory over Notre Dame.

CU used that momentum to return home less than a week later to take down top-ranked Kansas, 76-63, which led to a court storming inside CHI Health Center Omaha. It would be the final game of the year for junior guard **Pop Isaacs** (16.3 ppg.), who had hip surgery a short time later. The Jays then beat UNLV but lost at No. 7 Alabama to close non-conference play with a 7-4 record.

Creighton's season reached a low point on Dec. 18th, when it opened BIG EAST play with a 81-57 loss at Georgetown. The Bluejays got their season back on track when it returned home to defeat Villanova 86-79 four days before Christmas, then closed out 2024 with a 57-56 win over eventual BIG EAST champion St. John's. CU lost its first contest of 2025 at No. 8 Marquette, 79-71, to fall to 2-2 in the BIG EAST before catching fire.

Four-time BIG EAST Defensive Playerof the Year Ryan Kalkbrenner

The Bluejays embarked on a program-record nine-game winning streak in BIG EAST play, a stretch that started with an 80-76 win at Butler. Following a 20-point win over Providence, CU proved its mettle with a 68-63 road win against two-time defending national champion Connecticut.

CU followed up that with wins over DePaul, Seton Hall, Xavier, Villanova and Providence before gaining revenge on Marquette with a 77-67 victory over the No. 11 Golden Eagles. The win streak helped CU improve to 18-6 overall and 11-2 in BIG EAST play.

Connecticut snapped CU's win streak at nine, earning its first victory in Omaha in five tries, and the Bluejays then fell at No. 9 St. John's five days later to end its best chance for a regular-season league title.

CU regrouped again, defeating Georgetown and DePaul to secure its 10th consecutive 20-win campaign.

The Jays lost at Xavier before closing the regular-season with wins over Seton Hall and Butler. **Sami Osmani**, Ashworth, Neal and Kalkbrenner were honored on Senior Day after beating Butler. CU's 15 BIG EAST wins tied a program-record for conference wins and helped the Jays secure second-place in the league.

Creighton opened the BIG EAST Tournament with a comeback win over 10th-seeded DePaul. CU trailed by 11 points with less than two minutes left in regulation before a rally forced overtime. The Jays then raced out to an eight-point lead in OT, only to have DePaul counter to force a second overtime period. After Ashworth fouled out, freshman point guard **Ty Davis** made five clutch free throws down the stretch as CU prevailed, 85-81. The Jays continued their mastery over Connecticut with a 70-66 victory one night later to advance to a fifth BIG EAST Tournament final.

CU's quest for an elusive BIG EAST Tournament title fell just short, as a big St. John's run overwhelmed the Bluejays in the final.

Sami Osmani, Jamiya Neal, Steven Ashworth and Ryan Kalkbrenner were recognized on Senior Day.

Creighton's 24-10 record was good enough to earn it a fifth straight at-large bid to the NCAA Tournament, with the selection committee handing out a No. 9 seed and a difficult First Round test against eighth-seeded but 10th-ranked Louisville, just an hour from its campus in Lexington, Ky.

Neal had his best game as a Bluejay, contributing career-highs with 29 points and 12 rebounds, as an early three-point barrage by CU helped secure an 89-75 win. It was the fifth straight season that CU won an NCAA Tournament game.

Creighton's season came to an end in the Second Round of the NCAA Tournament, as top-seeded Auburn overcame a two-point halftime deficit to defeat CU, 82-70.

Kalkbrenner closed out a Bluejay career for the ages that had fans calling for his No. 11 to be retired. He ranks second in Creighton history in points, rebounds, field goal percentage and blocks and played in more wins than any player in school history. He joined **Patrick Ewing** as the second player to be a four-time BIG EAST Defensive Player of the Year, and he was also named Naismith National Defensive Player of the Year as well as the NABC National Defensive Player of the Year. Kalkbrenner was named a Second or Third Team All-American by all the major outlets, in addition to earning the **Kareem Abdul-Jabbar** Award as the nation's top center.

Ashworth was a Second Team All-BIG EAST honoree after leading the league in free-throw percentage, assists and three-pointers made, becoming the first player in CU history with at least 500 points and 200 assists in the same season.

Neal ranked as one of two players to rank in the top 10 in the BIG EAST in both rebounds per game and assists per game, and **Jackson McAndrew** landed on the BIG EAST's All-Freshman Team. McAndrew's 69 three-pointers were a program-record by a freshman.

Jackson McAndrew was named to the BIG EAST's All-Freshman Team in 2024-25.

2024-25 All Game Statistics
25-11 Overall • 15-2 Home • 6-5 Away • 4-4 Neutral

				Field Goals		Three-Pointers				Rebounds								Scoring		
No.	Name, Class	GP-GS	Min.-Avg.	FGM-A	Pct.	FGM-A	Pct.	FTM-A	Pct.	Off-Def	Total	Avg.	PF-D	Ast.	TO	Blk.	Stl.	Pts.	Hl	Avg.
11	Ryan Kalkbrenner, Sr.	35-35	1205-34.4	271-415	.653	21-61	.344	109-160	.681	84-219	303	8.7	49-0	54	51	93	19	672	49	19.2
1	Steven Ashworth, Sr.	35-35	1265-36.1	172-438	.393	110-294	.374	119-128	.930	11-132	143	4.1	58-1	239	120	2	24	573	25	16.4
2	Pop Isaacs, Jr.	8-8	253-31.6	41-100	.410	23-60	.383	25-29	.862	3-35	38	4.8	6-0	31	23	1	4	130	27	16.3
5	Jamiya Neal, Sr.	36-36	1231-34.2	168-376	.447	48-154	.312	49-85	.576	25-196	221	6.1	79-1	158	85	21	32	433	29	12.0
23	Jackson McAndrew, Fr.	36-31	792-22.0	96-243	.395	69-195	.354	21-32	.656	40-120	160	4.4	48-0	16	24	5	15	282	16	7.8
0	Jasen Green, So.	36-25	728-20.2	68-122	.557	12-45	.267	29-44	.659	39-77	116	3.2	31-1	37	33	16	12	177	19	4.9
41	Isaac Traudt, So.	36-4	569-15.8	55-127	.433	38-99	.384	16-17	.941	20-58	78	2.2	32-0	16	10	2	6	164	15	4.6
7	Fedor Zugic, So.	22-0	260-11.8	30-62	.484	16-40	.400	24-33	.727	3-33	36	1.6	16-0	17	16	4	5	100	13	4.5
4	Sterling Knox, Fr.	4-0	24-6.0	6-10	.600	0-0	---	0-0	---	1-5	6	1.5	3-0	0	4	0	0	12	6	3.0
33	Fredrick King, Jr.	36-1	218-6.1	42-63	.667	0-0	---	14-24	.583	19-27	46	1.3	24-1	4	12	15	4	98	14	2.7
13	Mason Miller, Jr.	32-4	376-11.8	10-46	.217	7-41	.171	8-12	.667	14-37	51	1.6	22-0	15	11	1	4	35	8	1.1
9	Ty Davis, Fr.	28-1	198-7.1	7-19	.368	0-6	.000	10-17	.588	1-23	24	0.9	20-0	22	16	0	4	24	7	0.9
12	Shane Thomas, Fr.	24-0	98-4.1	5-9	.556	0-1	.000	0-1	.000	2-8	10	0.4	9-0	4	5	1	0	10	4	0.4
32	Josh Townley-Thomas, So.	10-0	16-1.6	2-6	.333	0-2	.000	0-0	---	1-1	2	0.2	2-0	0	0	0	1	4	2	0.4
14	Sami Osmani, Sr.	10-0	17-1.7	1-5	.200	0-0	---	1-2	.500	0-3	3	0.3	1-0	2	2	0	0	3	2	0.3
	Team									40-69	109				28					
	Creighton	**36**	**7250**	**974-2041**	**.477**	**344-998**	**.345**	**425-584**	**.728**	**303-1043**	**1346**	**37.4**	**400-4**	**615**	**440**	**161**	**130**	**2717**	**99**	**75.5**
	Opponents	**36**	**7250**	**979-2364**	**.414**	**272-834**	**.326**	**291-406**	**.717**	**390-844**	**1234**	**34.3**	**570-3**	**419**	**285**	**114**	**284**	**2521**	**86**	**70.0**

Charges Taken (12): *Ashworth 6, Miller 2, King 1, Davis 1, Zugic 1, Neal 1.*

Record	Overall	H	A	N
All Games	25-11	15-2	6-5	4-4
BIG EAST	15-5	9-1	6-4	0-0
Non-Conference	10-6	6-1	0-1	4-4

Score by Periods	1st	2nd	OT	2OT	Total
Creighton	1339	1355	11	12	2717
Opponents	1186	1316	11	8	2521

Deadball Rebounds	Off.	Def.	Total
Creighton	73	7	80
Opponents	60	6	66

Opening Tip Jump Ball Summary

Name	Jumps Won	Jumps Lost
Ryan Kalkbrenner	24 (18-6)	11 (6-5)
Fredrick King	1 (1-0)	0 (0-0)

By Starting Lineup

Guard	Guard	Guard	Forward	Center	W-L
Ashworth	Neal	Green	McAndrew	Kalkbrenner	18-6
Ashworth	Neal	Isaacs	Traudt	Kalkbrenner	3-1
Ashworth	Neal	Isaacs	McAndrew	Kalkbrenner	1-1
Ashworth	Neal	Miller	McAndrew	Kalkbrenner	1-2
Ashworth	Neal	Miller	Green	Kalkbrenner	1-0
Ashworth	Neal	Isaacs	McAndrew	King	1-0
Davis	Neal	Isaacs	McAndrew	Kalkbrenner	0-1

First Substitution

Name	First Sub
Isaac Traudt	21 (16-5)
Fedor Zugic	9 (6-3)
Mason Miller	9 (4-5)
Fredrick King	5 (5-0)
Jasen Green	4 (3-1)
Ty Davis	3 (2-1)
Jackson McAndrew	2 (1-1)

Four-Point Plays

Jackson McAndrew	1
Isaac Traudt	1
Steven Ashworth	1
Fedor Zugic	1

Technical Fouls

Name	Technical Fouls
Ryan Kalkbrenner	1
Jamiya Neal	1

Creighton's First Points

Name	Creighton's First Points
Ryan Kalkbrenner	17 (13-4)
Jackson McAndrew	6 (1-5)
Steven Ashworth	4 (4-0)
Jamiya Neal	4 (3-1)
Pop Isaacs	3 (2-1)
Fredrick King	1 (1-0)
Jasen Green	1 (1-0)

2024-25 BIG EAST Conference Statistics
15-5 Overall (2nd) • 9-1 Home • 6-4 Away

				Field Goals		Three-Pointers				Rebounds								Scoring		
No.	Name, Class	GP-GS	Min.-Avg.	FGM-A	Pct.	FGM-A	Pct.	FTM-A	Pct.	Off-Def	Total	Avg.	PF-D	Ast.	TO	Blk.	Stl.	Pts.	Hl	Avg.
11	Ryan Kalkbrenner, Sr.	20-20	690-34.5	165-257	.642	14-41	.341	63-96	.656	49-138	187	9.4	28-0	34	28	55	12	407	35	20.4
1	Steven Ashworth, Sr.	20-20	743-37.2	107-265	.404	65-172	.378	61-69	.884	8-82	90	4.5	32-0	149	77	1	14	340	23	17.0
5	Jamiya Neal, Sr.	20-20	694-34.7	89-206	.432	30-94	.319	24-41	.585	13-103	116	5.8	42-1	86	49	9	21	232	24	11.6
23	Jackson McAndrew, Fr.	20-20	443-22.2	53-131	.405	38-102	.373	3-8	.375	24-65	89	4.5	28-0	10	13	2	9	147	17	7.4
0	Jasen Green, So.	20-19	442-22.1	38-69	.551	8-29	.276	20-29	.690	24-41	65	3.3	15-0	23	19	13	4	104	14	5.2
41	Isaac Traudt, So.	20-0	335-16.8	33-72	.458	23-57	.404	12-13	.923	9-27	36	1.8	21-0	7	4	0	4	101	13	5.1
7	Fedor Zugic, So.	17-0	192-11.3	21-52	.404	11-34	.324	16-21	.762	2-27	29	1.7	10-0	11	10	3	2	69	9	4.1
33	Fredrick King, Jr.	20-0	109-5.5	20-29	.690	0-0	---	8-15	.533	8-11	19	1.0	7-0	1	4	7	2	48	12	2.4
32	Josh Townley-Thomas, So.	4-0	6-1.5	2-3	.667	0-0	---	0-0	---	1-1	2	0.5	1-0	0	0	0	0	4	2	1.0
13	Mason Miller, Jr.	19-1	237-12.5	5-21	.238	3-18	.167	5-6	.833	8-22	30	1.6	14-0	10	6	1	2	18	8	0.9
14	Sami Osmani, Sr.	4-0	8-2.0	1-5	.200	0-0	---	1-2	.500	0-3	3	0.8	1-0	2	1	0	0	3	2	0.8
9	Ty Davis, Fr.	13-0	67-5.2	3-6	.500	0-2	.000	2-4	.500	0-6	6	0.5	9-0	10	9	0	2	8	3	0.6
12	Shane Thomas, Fr.	13-0	34-2.6	0-2	.000	0-0	---	0-0	---	0-5	5	0.4	3-0	1	2	1	0	0	--	0.0
	Team									22-35	57				14					
	Creighton	**20**	**4000**	**537-1118**	**.480**	**192-549**	**.350**	**215-304**	**.707**	**168-566**	**734**	**36.7**	**211-1**	**344**	**236**	**92**	**72**	**1481**	**87**	**74.1**
	Opponents	**20**	**4000**	**538-1285**	**.419**	**147-441**	**.333**	**152-209**	**.727**	**203-458**	**661**	**33.1**	**304-1**	**242**	**145**	**65**	**156**	**1375**	**83**	**68.8**

Charges Taken (6): *Ashworth 3, Miller 1, Zugic 1, Neal 1.*

2024-25 Game-By-Game Leaders

Date	Opponent	W	L	Score	Att.	Record	BIG EAST	Top Scorer	Top Rebounder	High Assists	High Steals
11-06	**UTRGV**	**W**		**99-86**	**15,969**	**1-0**	**--**	**Kalkbrenner (49)**	**Kalkbrenner (11)**	**Ashworth (7)**	**Townley-Thomas (1)** **Green (1)**
11-10	**FDU**	**W**		**96-70**	**16,471**	**2-0**	**--**	**Kalkbrenner (24)**	**Kalkbrenner (6)**	**Ashworth (9)**	**Davis (1)** **Ashworth(1)**
11-13	**HOUSTON CHRISTIAN**	**W**		**78-43**	**16,348**	**3-0**	**--**	**Kalkbrenner (16)**	**Neal (7)** **Ashworth (7)**	**Ashworth (6)**	**Neal (2)**
11-16	**KANSAS CITY**	**W**		**79-56**	**16,951**	**4-0**	**--**	**McAndrew (15)**	**Kalkbrenner (12)**	**Ashworth (6)** **Neal (6)**	**King (1)** **Kalkbrenner (1)** **Traudt (1)** **Ashworth (1)** **Neal (1)**
11-22	**NEBRASKA**		**L**	**63-74**	**18,475**	**4-1**	**--**	**Isaacs (25)**	**Kalkbrenner (11)**	**Neal (4)** **Ashworth (4)**	**Neal (2)**
11-26	vs. San Diego State@		L	53-71	7,602	4-2	--	Isaacs (18)	McAndrew (14)	Isaacs (5)	Isaacs (1)
11-27	vs. #20 Texas A&M@		L	73-77	6,143	4-3	--	Isaacs (25)	Kalkbrenner (10)	Isaacs (6) Neal (6)	Kalkbrenner (2)
11-30	vs. Notre Dame@	W		80-76	5,116	5-3	--	Neal (21)	Neal (9)	Ashworth (6)	Isaacs (1) King (1) Ashworth (1) Neal (1)
12-04	**#1 KANSAS^**	**W**		**76-63**	**17,908**	**6-3**	**--**	**Isaacs (27)**	**Kalkbrenner (10)**	**Ashworth (6)**	**Kalkbrenner (1)** **Green (1)**
12-07	**UNLV**	**W**		**83-65**	**17,080**	**7-3**	**--**	**Neal (19)**	**Neal (9)**	**Neal (9)**	**Neal (1)** **McAndrew (1)** **Kalkbrenner (1)** **Ashworth (1)**
12-14	at #7 Alabama		L	75-83	13,474	7-4	--	Ashworth (20)	Neal (8)	Ashworth (9)	Miller (2)
12-18	at Georgetown*		L	57-81	4,062	7-5	0-1	Ashworth (21)	Green (5)	Ashworth (4) Neal (4)	McAndrew (3)
12-21	**VILLANOVA***	**W**		**86-79**	**17,125**	**8-5**	**1-1**	**Kalkbrenner (23)**	**Green (6)** **McAndrew (6)**	**Ashworth (11)**	**Ashworth (1)**
12-31	**ST. JOHN'S***	**W**		**57-56**	**17,466**	**9-5**	**2-1**	**Ashworth (18)**	**Neal (9)** **Kalkbrenner (9)**	**Neal (7)**	**Ashworth (3)**
01-03	at #8 Marquette*		L	71-79	17,756	9-6	2-2	Kalkbrenner (16)	Kalkbrenner (12)	Ashworth (10)	Neal (2) Ashworth (2)
01-11	at Butler*	W		80-76	8,134	10-6	3-2	Kalkbrenner (26)	Ashworth (12)	Ashworth (9)	Kalkbrenner (3)
01-14	**PROVIDENCE***	**W**		**84-64**	**17,063**	**11-6**	**4-2**	**Kalkbrenner (20)** **Ashworth (20)**	**Kalkbrenner (10)**	**Ashworth (6)**	**Neal (4)**
01-18	at #14 Connecticut*	W		68-63	10,299	12-6	5-2	Neal (24)	Kalkbrenner (10)	Ashworth (9)	Traudt (1) Kalkbrenner (1)
01-21	at DePaul*	W		73-49	3,729	13-6	6-2	Neal (14)	Kalkbrenner (8)	Ashworth (4)	Neal (3)
01-25	**SETON HALL***	**W**		**79-54**	**18,430**	**14-6**	**7-2**	**Kalkbrenner (23)**	**Kalkbrenner (9)**	**Ashworth (9)**	**Kalkbrenner (2)**
01-29	**XAVIER***	**W**		**86-77**	**17,056**	**15-6**	**8-2**	**Kalkbrenner (29)**	**Kalkbrenner (9)**	**Ashworth (8)**	**Ashworth (1)**
02-01	at Villanova*	W		62-60	13,124	16-6	9-2	Kalkbrenner (22)	Neal (9)	Ashworth (7)	Neal (1) Ashworth (1)
02-05	at Providence*	W		80-69	11,726	17-6	10-2	Kalkbrenner (35)	Kalkbrenner (12)	Ashworth (6) Neal (6)	Kalkbrenner (3)
02-08	**#11 MARQUETTE***	**W**		**77-67**	**18,185**	**18-6**	**11-2**	**Ashworth (22)**	**Green (7)** **Kalkbrenner (7)**	**Ashworth (7)**	**Traudt (1)**
02-11	**CONNECTICUT***		**L**	**66-70**	**18,025**	**18-7**	**11-3**	**Ashworth (13)** **Kalkbrenner (13)**	**Kalkbrenner (9)**	**Ashworth (7)**	**Green (1)** **Miller (1)** **Kalkbrenner(1)**
02-16	at #9 St. John's*		L	73-79	19,812	18-8	11-4	Ashworth (23)	Kalkbrenner (9)	Ashworth (11)	Ashworth (1)
02-23	**GEORGETOWN***	**W**		**80-69**	**17,545**	**19-8**	**12-4**	**Ashworth (20)**	**Neal (12)**	**Neal (9)**	**Neal (1)** **McAndrew (1)** **Ashworth (1)**
02-26	**DEPAUL***	**W**		**75-65**	**17,213**	**20-8**	**13-4**	**Kalkbrenner (25)**	**Kalkbrenner (13)**	**Ashworth (6)**	**Neal (1)** **Traudt (1)** **McAndrew (1)**
03-01	at Xavier*		L	61-83	10,674	20-9	13-5	Kalkbrenner (23)	Kalkbrenner (12)	Ashworth (5)	Ashworth (1) Davis (1) Traudt (1)
03-04	at Seton Hall*	W		79-61	8,498	21-9	14-5	Kalkbrenner (20)	Kalkbrenner (9)	Ashworth (8)	Neal (2)
03-08	**BUTLER***	**W**		**87-74**	**17,907**	**22-9**	**15-5**	**Kalkbrenner (27)**	**Kalkbrenner (15)**	**Ashworth (11)**	**None**
03-13	vs. DePaul#	W		85-81 (2OT)	19,812	23-9	--	Kalkbrenner (32)	Kalkbrenner (9)	Neal (5) Ashworth (5)	Neal (3) Ashworth (3)
03-14	vs. Connecticut#	W		71-62	19,812	24-9	--	Green (19) Neal (19)	McAndrew (5) Neal (5)	Ashworth (3) Neal (3) Green (3)	Green (1)
03-15	vs. #6 St. John's#		L	66-82	19,812	24-10	--	Kalkbrenner (15)	Kalkbrenner (7) Neal (7)	Ashworth (7)	Green (3)
03-20	vs. #10 Louisville$	W		89-75	18,769	25-10	--	Neal (29)	Neal (12)	Neal (6)	McAndrew (1) Ashworth (1)
03-22	vs. #4 Auburn$		L	70-82	17,484	25-11	--	Kalkbrenner (18)	Kalkbrenner (7)	Ashworth (8)	McAndrew (1) Zugic (1)

Home games in **BOLD CAPS** and played at CHI Health Center Omaha
@ Players Era Festival (Las Vegas, Nev.)
^ Big 12 -BIG EAST Battle (Omaha, Neb.)
* BIG EAST Conference regular season games
# BIG EAST Tournament (New York, N.Y.)
$ NCAA Tournament (Lexington, Ky.)

2024-25 Miscellaneous Statistics

Individual Production Notes

Double-Figure Scoring Games

Name	2024-25	Career	High
Steven Ashworth*	33	107	30
Ryan Kalkbrenner	33	129	49
Jamiya Neal#	22	46	29
Jackson McAndrew	14	14	17
Isaac Traudt	7	10	18
Pop Isaacs$	5	47	32
Jasen Green	4	4	19
Fredrick King	3	7	16
Fedor Zugic	2	2	13
Mason Miller	0	3	17

20-Point (or More) Games

Name	2024-25	Career	High
Ryan Kalkbrenner	14	38	49
Steven Ashworth*	11	22	30
Jamiya Neal#	4	6	29
Pop Isaacs$	3	14	32

30-Point (or More) Games

Name	2024-25	Career	High
Ryan Kalkbrenner	3	4	49
Pop Isaacs$	0	1	32
Steven Ashworth*	0	1	30

40-Point (or More) Games

Name	2024-25	Career	High
Ryan Kalkbrenner	1	1	49

Double-Figure Rebounding Games

Name	2024-25	Career	High
Ryan Kalkbrenner	12	30	15
Jamiya Neal#	4	5	12
Jackson McAndrew	1	1	14
Steven Ashworth	1	1	12
Fredrick King	0	2	11

Double-Figure Assist Games

Name	2024-25	Career	High
Steven Ashworth	4	4	11

Career Double-Double Games

Name	2024-25	Career
Ryan Kalkbrenner	10	26
Steven Ashworth	5	5
Jamiya Neal#	3	5
Jackson McAndrew	1	1
Fredrick King	0	2

* career total includes games at Utah State
\# career total includes games at Arizona State
$ career total includes games at Texas Tech

2024-25 Dunks (155)

Name	2024-25	Career (CU only)
Ryan Kalkbrenner	95	331
Jamiya Neal	24	24
Fredrick King	19	55
Jasen Green	8	9
Isaac Traudt	3	6
Fedor Zugic	3	3
Mason Miller	1	2
Shane Thomas	1	1
Jackson McAndrew	1	1

More Miscellaneous 2024-25 Statistics

CU's Biggest Halftime Lead
27 vs. Houston Christian (39-12), 11/13

CU's Biggest Halftime Lead In A Loss
8 vs. Connecticut (37-29), 2/11

CU's Biggest Halftime Deficit
15 at Xavier (42-27), 3/1
15 vs. DePaul (36-21), 3/13

CU's Biggest Halftime Deficit In A Win
15 vs. DePaul (36-21), 3/13

CU's Biggest Overall Lead
44 vs. Houston Christian (73-29), 11/13

CU's Biggest Overall Deficit
24 at Georgetown (81-57), 12/18
24 at Xavier (83-59), 3/1

CU's Biggest Margin of Victory
35 vs. Houston Christian (78-43), 11/13

CU's Biggest Margin of Defeat
24 at Georgetown (81-57), 12/18

CU's Biggest Lead In A Loss
14 vs. Connecticut (37-23), 2/11

CU's Biggest Deficit Overcome In A Win
17 vs. DePaul (40-23), 3/13

Miscellaneous Statistics, Trends and Tidbits

2024-25 Creighton Trends

Current Streak	Lost 1
Overall Record	25-11
BIG EAST Record	15-5
Last 5 Games	3-2
Last 10 Games	7-3
Overtime Games	1-0
Longest Winning Streak	Won 9
Home Winning Streak	Won 3

When Leading at Halftime	**21-4**
Home	14-1
Away	4-0
Neutral	3-3
When Trailing at Halftime	**2-7**
Home	1-1
Away	0-5
Neutral	1-1

Creighton's Record When...

Jays shot 40% or better from field	24-7
Opponent shot 40% or better from field	13-8
Jays shot less than 40% from field	0-4
Opponent shot less than 40% from field	11-3
Jays shot 40% or better from 3-pt range	10-1
Opponent shot 40% or better from 3-pt range	4-4
Jays outrebounded opponent	19-2
Opponent outrebounded Jays	3-7
Jays scored 70 or more points	22-5
Opponent scored 70 or more points	9-11
Jays allowed fewer than 70 points	15-0
Opponent allowed fewer than 70 points	2-6
A Bluejay player scored 20 or more points	18-6
An opposing player scored 20 or more points	10-8
A Bluejay player had 10 or more rebounds	10-5
An opposing player had 10 or more rebounds	5-5

Field Goal Shooting	**FGM-FGA**	**Pct.**
Home	478-955	.501
Away	2844-616	.461
Neutral	212-470	.451
Free Throw Shooting	**FTM-FTA**	**Pct.**
Home	214-288	.743
Away	123-166	.741
Neutral	88-130	.677

Jays' Record by Day of the Week

Sunday	2-1
Monday	0-0
Tuesday	4-2
Wednesday	6-2
Thursday	2-0
Friday	1-2
Saturday	10-4

Bluejay Statistical Leaders (Includes all ties)

Points: Kalkbrenner 19, Ashworth 8, Neal 6, Isaacs 4, McAndrew 1, Green 1
Rebounds: Kalkbrenner 24, Neal 10, Green 3, McAndrew 3, Ashworth 2
Assists: Ashworth 30, Neal 11, Isaacs 2, Green 1
Steals: Neal 14, Ashworth 14, Kalkbrenner 9, McAndrew 6, Traudt 5, Green 5, Davis 2, King 2, Miller 2, Zugic 1, Isaacs 1, Townley-Thomas 1
Blocks: Kalkbrenner 30, Neal 6, King 2, Green 2, McAndrew 2, Zugic 1

Margin of Victory and Defeat

	1	2	3	4	5	6	7	8	9	10	11	12	13	14	16	18	20	22	23	24	25	26	35
CU Wins	1	1	—	3	1	—	1	—	2	2	2	—	3	1	—	2	1	—	1	1	1	1	1
CU Losses	—	—	—	2	—	1	—	2	—	—	1	1	—	—	1	1	—	1	—	1	—	—	—

Jays on Televison (22-10)

Does not include games streamed on MAX [0-1] or Peacock [3-0]. March 22 on both TBS and truTV

FS1 (14-4); FOX (5-2); CBS (1-0); FS2 (1-0); truTV (1-1); CBS Sports Network (0-1); SEC Network (0-1); TBS (0-2)

Attendance Summary

	Overall	BIG EAST	Non-Conf.
Total	531,055	283,829	247,226
Average	14,752	14,191	15,452
Home	295,217	176,015	119,202
Average	17,366	17,602	17,029
Away	121,288	107,814	13,474
Average	11,026	10,781	13,474
Neutral	114,550	-----	114,550
Average	14,319	-----	14,319

Creighton's Top 25 Home Attendance Averages

(Since 1961-62)

Year	G	Attendance	Average
1. 2013-14	16	286,329	17,896
2. 2016-17	17	296,013	17,413
3. 2024-25	***17***	***295,217***	***17,366***
4. 2019-20	18	311,651	17,314
5. 2023-24	16	276,300	17,269
6. 2022-23	15	257,449	17,163
7. 2012-13	17	291,643	17,155
8. 2014-15	17	289,808	17,048
9. 2017-18	18	306,000	17,000
10. 2011-12	16	266,632	16,665
11. 2021-22	15	249,158	16,611
12. 2018-19	19	303,629	15,980
13. 2015-16	19	302,887	15,941
14. 2008-09	19	302,676	15,930
15. 2006-07	14	222,728	15,909
16. 2007-08	18	276,000	15,333
17. 2009-10	17	246,419	14,495
18. 2005-06	17	236,313	13,901
19. 2010-11	22	297,161	13,507
20. 2003-04	16	192,258	12,016
21. 2004-05	16	179,335	11,208
22. 2002-03	17	140,174	8,246
23. 1982-83	17	134,042	7,885
24. 1979-80	14	103,540	7,396
25. 1980-81	14	103,155	7,368

2024-25 Season Highs and Lows

2024-25 Individual Season Bests

	Creighton		Opponent	
Points	49	Ryan Kalkbrenner vs. UTRGV, 11/6	38	Liam McNeeley, Connecticut, 2/11
Field Goals	20	Ryan Kalkbrenner vs. UTRGV, 11/6	12	Liam McNeeley, Connecticut, 2/11
Field Goal Attempts	23	Ryan Kalkbrenner at Providence, 2/5	24	Hasan Abdul Hakim, UTRGV, 11/6
Field Goal Pct. (min. 5 att)	1.000	Ryan Kalkbrenner (6-6) vs. Houston Christian, 11/13	.800	Henry Coleman III (8-10), #20 Texas A&M, 11/27
			.800	Oswin Erhunmwunse (4-5), Providence, 1/14
3-pt Field Goals	7	Steven Ashworth vs. Butler, 3/8	5	Jayden Epps, Georgetown, 12/18
			5	Liam McNeeley, Connecticut, 2/11
			5	Layden Blocker, DePaul (2OT), 3/13
3-pt Field Goal Attempts	15	Steven Ashworth vs. Butler, 3/8	12	Cliff Davis, UTRGV, 11/6
3-pt Field Goal Pct. (min. 5 att)	.857	Jamiya Neal (6-7) vs. Villanova, 12/21	.833	Jayden Epps (5-6), Georgetown, 12/18
Free Throws	17	Steven Ashworth vs. UTRGV, 11/6	10	RJ Luis Jr., #9 St. John's, 2/16
Free Throw Attempts	17	Steven Ashworth vs. UTRGV, 11/6	13	RJ Luis Jr., #9 St. John's, 2/16
Free Throw Pct. (min. 6 att)	1.000	Steven Ashworth (17-17) vs. UTRGV, 11/6	1.000	Brice Williams (8-8), Nebraska, 11/22
	1.000	Pop Isaacs (8-8) vs. #20 Texas A&M, 11/27		
	1.000	Steven Ashworth (8-8) at #7 Alabama, 12/14		
	1.000	Ryan Kalkbrenner (6-6) at #14 Connecticut, 1/18		
	1.000	Steven Ashworth (6-6) vs. Xavier, 1/29		
	1.000	Steven Ashworth (6-6) at Providence, 2/5		
	1.000	Steven Ashworth (6-6) vs. #10 Louisville, 3/20		
Rebounds	15	Ryan Kalkbrenner vs. Butler, 3/8	16	Jamar Brown, Kansas City, 11/16
Assists	11	Steven Ashworth vs. Villanova, 12/21	8	Micah Peavy, Georgetown, 12/18
	11	Steven Ashworth at #9 St. John's, 2/16		
	11	Steven Ashworth vs. Butler, 3/8		
Blocked Shots	6	Ryan Kalkbrenner at Butler, 1/11	3	Thomas Sorber, Georgetown, 12/18
	6	Ryan Kalkbrenner vs. Providence, 1/14	3	Oswin Erhunmwunse, Providence, 1/14
			3	Alex Karaban, #14 Connecticut, 1/18
			3	Dailyn Swain, Xavier, 1/29
			3	Drew Fielder, Georgetown, 2/23
Steals	4	Jamiya Neal vs. Providence, 1/14	7	Micah Peavy, Georgetown, 12/18
Minutes	50	Jamiya Neal vs. DePaul (2OT), 3/13	50	Isaiah Rivera, DePaul (2OT), 3/13

Team Highs and Lows

	Creighton		Opponent	
Points	99	UTRGV, 11/6	86	UTRGV, 11/6
Low	*53*	*vs. San Diego State, 11/26*	*43*	*Houston Christian, 11/13*
Points, Half	53	UTRGV, 11/6 (2nd)	57	#6 St. John's, 3/15 (2nd)
Low	*21*	*vs. DePaul (2OT), 3/13 (1st)*	*12*	*Houston Christian, 11/13 (1st)*
Field Goals	34	Butler, 3/8	34	#6 St. John's, 3/15
Low	*17*	*Nebraska, 11/22*	*18*	*Houston Christian, 11/13*
Field Goal Attempts	72	vs. DePaul (2OT), 3/13	77	UTRGV, 11/6
Low	*43*	*at Seton Hall, 3/4*	*54*	*Seton Hall, 1/25*
Field Goal Percentage	.633	UNLV (31-49), 12/7	.550	Georgetown (33-60), 12/18
			.550	Xavier (33-60), 3/1
Low	*.327*	*Nebraska (17-52), 11/22*	*.254*	*Houston Christian (18-71), 11/13*
Field Goal Percentage, Half	.824	at Seton Hall (14-17), 3/4 (2nd)	.633	Georgetown (19-30), 12/18 (2nd)
Low	*.280*	*Nebraska (7-25), 11/22 (1st)*	*.152*	*Houston Christian (5-33), 11/13*
3-pt Field Goals	16	Butler, 3/8	14	UTRGV, 11/6
Low	*6*	*vs. San Diego State, 11/26*	*2*	*St. John's, 12/31*
	6	*at DePaul, 1/21*		
	6	*at Villanova, 2/1*		
	6	*at Xavier, 3/1*		
	6	*vs. Connecticut, 3/14*		
	6	*vs. #6 St. John's, 3/15*		
3-pt Field Goal Attempts	42	Nebraska, 11/22	36	#11 Marquette, 2/8
Low	*17*	*vs. Connecticut, 3/14*	*9*	*St. John's, 12/31*
			9	*Seton Hall, 1/25*
3-pt Field Goal Percentage	.560	Villanova (14-25), 12/21	.625	Georgetown (10-16), 12/18
Low	*.194*	*vs. San Diego State (6-31), 11/26*	*.130*	*DePaul (3-23), 1/21*
Free Throws Made	26	UTRGV, 11/6	22	Nebraska, 11/22
Low	*3*	*at Georgetown, 12/18*	*2*	*Houston Christian, 11/13*
	3	*at Xavier, 3/1*	*2*	*Connecticut, 3/14*
	3	*Butler, 3/8*		
Free Throw Attempts	30	Connecticut, 2/11	30	Nebraska, 11/22
Low	*5*	*Butler, 3/8*	*3*	*Houston Christian, 11/13*
Free Throw Percentage	1.000	Kansas City (8-8), 11/16	1.000	#14 Connecticut (5-5), 1/18
			1.000	Kansas City (4-4), 11/16
			1.000	#11 Marquette (4-4), 2/8
Low	*.333*	*at Georgetown (3-9), 12/18*	*.429*	*San Diego State (3-7), 11/26*
Rebounds	52	Kansas City, 11/16	48	#20 Texas A&M, 11/27
Low	*25*	*at Georgetown, 12/18*	*21*	*UNLV, 12/7*
Assists	24	Butler, 3/8	24	Xavier, 3/1
Low	*10*	*at Georgetown, 12/18*	*6*	*Houston Christian, 11/13*
Blocked Shots	8	vs. #20 Texas A&M, 11/27	9	San Diego State, 11/26
Low	*1*	*DePaul, 2/26*	*0*	*#7 Alabama, 12/14*
	1	*vs. #4 Auburn, 3/22*	*0*	*Villanova, 2/1*
Steals	9	vs. DePaul (2OT), 3/13	13	Villanova, 2/1
Low	*0*	*Butler, 3/8*	*2*	*#14 Connecticut, 1/18*
Turnovers	19	St. John's, 12/31	15	DePaul (2OT), 3/13
Low	*4*	*vs. Connecticut, 3/14*	*1*	*Villanova, 12/21*
			1	*Butler, 3/8*

Game-by-Game Plus/Minus Chart

The plus/minus figure is a comparison of the Bluejays' points scored (plus) vs. their points allowed (minus) while a specific player is on the floor. For example, if Shane Thomas enters the game in the first half with Creighton trailing by three and he departs two minutes later with the Jays ahead by four, he earns a +7 for that stint. These results are tabulated for every player at the conclusion of each game, and also expressed cumulatively. Underlined totals indicate that player led team that night.

Game	Final Score	Green	Ashworth	Isaacs	Knox	Neal	Johnson	Žugić	Davis	Kalkbrenner	Thomas	Miller	Osmani	McAndrew	Townley-Thomas	King	Traudt
UTRGV	W 99-86	(-3)	+4	INJ	0	+18	DNP	INELIG	+16	+21	(-8)	+11	0	+2	0	(-8)	+12
FDU	W 96-70	+18	+33	+15	(-5)	+19	DNP	INELIG	+7	+24	(-5)	+22	(-8)	+6	(-6)	+5	+5
HOUSTON CHRISTIAN	W 78-43	+15	+31	+31	(-1)	+26	DNP	INELIG	+6	+34	(-1)	INJ	(-8)	+30	(-8)	+9	+11
KANSAS CITY	W 79-56	+4	+27	+26	(-4)	+22	DNP	INELIG	(-8)	+22	0	INJ	DNP	+20	DNP	+1	+5
NEBRASKA	L 63-74	(-3)	(-10)	(-10)	DNP	(-9)	DNP	INELIG	(-2)	(-8)	(-3)	+3	DNP	+2	DNP	(-3)	(-12)
San Diego State	L 53-71	(-2)	INJ	(-18)	DNP	(-8)	DNP	INELIG	(-11)	(-21)	(-5)	(-10)	DNP	(-15)	DNP	+3	(-3)
#20 Texas A&M	L 73-77	+1	(-4)	(-3)	DNP	(-3)	DNP	INELIG	(-3)	(-4)	DNP	(-8)	DNP	+8	DNP	0	(-4)
Notre Dame	W 80-76	+5	(-2)	+3	DNP	+3	DNP	INELIG	+4	INJ	+2	+1	DNP	(-6)	DNP	(-1)	+11
#1 KANSAS	W 76-63	+2	+15	+12	DNP	+13	DNP	INELIG	(-2)	+8	DNP	+1	DNP	+4	DNP	+5	+7
UNLV	W 83-65	+17	+24	INJ	DNP	+24	DNP	INELIG	(-1)	+18	(-2)	(-4)	(-3)	(-1)	(-3)	+3	+18
#7 Alabama	L 75-83	+7	(-7)	INJ	QUIT	(-12)	QUIT	INELIG	(-7)	(-9)	+1	(-15)	DNP	0	DNP	+1	+1
Georgetown	L 57-81	(-17)	(-20)	INJ	QUIT	(-19)	QUIT	INELIG	(-8)	(-20)	(-5)	(-3)	DNP	(-6)	DNP	(-4)	(-18)
VILLANOVA	W 86-79	+9	+7	INJ	QUIT	+7	QUIT	(-2)	0	+9	(-3)	(-3)	DNP	+15	DNP	(-2)	(-2)
ST. JOHN'S	W 57-56	(-15)	+1	INJ	QUIT	+6	QUIT	(-7)	DNP	+4	0	+14	DNP	(-1)	DNP	(-3)	+6
#8 Marquette	L 71-79	(-21)	(-10)	INJ	QUIT	+7	QUIT	(-5)	DNP	(-20)	(-5)	+12	DNP	(-1)	DNP	+12	(-9)
Butler	W 80-76	+2	+4	INJ	QUIT	+6	QUIT	(-6)	DNP	+5	DNP	+6	DNP	+9	DNP	(-1)	(-5)
PROVIDENCE	W 84-64	+7	+21	INJ	QUIT	+21	QUIT	(-2)	(-1)	+19	0	+14	DNP	+9	DNP	+1	+11
#14 Connecticut	W 68-63	(-4)	+4	INJ	QUIT	+5	QUIT	DNP	DNP	+5	+1	+9	DNP	(-8)	DNP	0	+13
DePaul	W 73-49	+13	+22	INJ	QUIT	+25	QUIT	(-1)	+3	+21	(-2)	+12	0	+14	(-2)	+5	+10
SETON HALL	W 79-54	+4	+20	INJ	QUIT	+9	QUIT	+14	+5	+21	+1	+17	+3	+10	+3	+4	+14
XAVIER	W 86-77	+6	+9	INJ	QUIT	+12	QUIT	+8	DNP	+14	DNP	(-8)	DNP	+11	DNP	(-5)	(-2)
Villanova	W 62-60	+6	+7	INJ	QUIT	+2	QUIT	(-6)	(-5)	+4	DNP	(-2)	DNP	+16	DNP	(-2)	(-10)
Providence	W 80-69	(-3)	+8	INJ	QUIT	+9	QUIT	+17	DNP	+13	+3	(-1)	DNP	+4	DNP	(-2)	+7
#11 MARQUETTE	W 77-67	+11	+13	INJ	QUIT	+25	QUIT	(-11)	DNP	+11	(-3)	(-8)	DNP	+5	DNP	(-1)	+8
CONNECTICUT	L 66-70	+3	(-8)	INJ	QUIT	(-7)	QUIT	+4	+4	(-4)	DNP	(-7)	DNP	(-3)	DNP	0	(-2)
#9 St. John's	L 73-79	+4	(-3)	INJ	QUIT	(-6)	QUIT	(-10)	(-3)	+1	(-1)	DNP	DNP	+6	DNP	(-7)	(-11)
GEORGETOWN	W 80-69	+9	+11	INJ	QUIT	+11	QUIT	+4	0	+13	DNP	(-2)	DNP	+2	DNP	(-2)	+9
DEPAUL	W 75-65	(-4)	+10	INJ	QUIT	+1	QUIT	+8	0	+14	DNP	+13	DNP	+12	DNP	(-4)	0
Xavier	L 61-83	+1	(-19)	INJ	QUIT	(-19)	QUIT	SICK	(-3)	(-16)	(-3)	(-20)	(-3)	(-32)	(-3)	(-6)	+13
Seton Hall	W 79-61	+17	+16	INJ	QUIT	+23	QUIT	+1	+2	+21	DNP	(-5)	DNP	+17	DNP	(-3)	+1
BUTLER	W 87-74	+5	+13	INJ	QUIT	+15	QUIT	+2	0	+14	0	+4	0	+11	0	(-1)	+2
DePaul	W 85-81 (2OT)	(-9)	+8	INJ	QUIT	+4	QUIT	+15	(-4)	+5	DNP	(-2)	DNP	+10	DNP	(-1)	(-6)
Connecticut	W 71-62	+13	+5	INJ	QUIT	+7	QUIT	(-4)	+4	+9	DNP	+2	DNP	+4	DNP	0	+5
#6 St. John's	L 66-82	(-9)	(-14)	INJ	QUIT	(-14)	QUIT	(-2)	(-1)	(-9)	(-2)	(-5)	0	(-9)	0	(-7)	(-8)
#10 Louisville	W 89-75	+7	+14	INJ	QUIT	+21	QUIT	+3	DNP	+17	(-3)	DNP	DNP	+8	DNP	(-3)	+6
#4 Auburn	L 70-82	(-5)	(-11)	INJ	QUIT	(-17)	QUIT	+2	(-1)	(-8)	DNP	(-1)	(-1)	(-15)	(-1)	(-4)	+2
TOTAL		**+91**	**+219**	**+56**	**(-10)**	**+227**	**--**	**+22**	**(-9)**	**+228**	**(-43)**	**+37**	**(-20)**	**+138**	**(-20)**	**(-21)**	**+85**

Situational Records For Greg McDermott

Category	Career as Div. I Head Coach	at CU
Record	499-302	350-171
Home	313-86	210-46
Away	120-165	87-90
Neutral	66-51	53-35
vs. BIG EAST teams (all games, at time of game)	151-99	151-98
Home	81-31	81-31
Away	57-56	57-56
Neutral	13-12	13-11
BIG EAST Tournament	12-11	12-11
Non-Conference games	257-111	175-67
Home	164-19	107-10
Away	27-41	15-22
Neutral	66-51	53-35
Team shoots 50% or better	258-22	204-15
Team shoots less than 50%	242-279	147-155
Team holds opponent to less than 50%	470-205	328-114
Team holds opponent to less than 40%	233-45	155-27
Team holds opponent to less than 30%	18-2	10-1
Team outrebounds opponent	317-78	242-44
Single-Overtime games	17-14	9-8
Double-Overtime games	8-3	4-1
Triple-Overtime games	1-0	1-0
Versus AP ranked opponents	49-81	42-59

Category	Career as Div. I Head Coach	at CU
Games in November	110-28	80-16
Games in December	109-54	69-32
Games in January	119-81	80-42
Games in February	98-83	67-43
Games in March	63-55	54-37
Games in April	0-1	0-1
NCAA Games	12-13	12-10
NIT Games	4-2	4-2
CBI Games	4-2	4-2
Final margin 10 points or less	203-177	127-103
Team scores 59 points or less	24-101	10-48
Team scores 69 points or less	114-220	55-110
Team scores 70+ points	385-82	295-61
Team scores 80+ points	232-24	190-21
Team scores 90+ points	85-5	79-5
Team scores 100+ points	24-1	24-1
Team allows 59 points or less	150-17	86-7
Team allows 69 points or less	349-102	233-50
Team allows 70+ points	149-201	116-122
Team allows 80+ points	35-94	30-62
Team allows 90+ points	4-22	4-20
Team allows 100+ points	0-3	0-3

Game-by-Game Comparisons

Date	Opponent	1st	2nd	Score	Mar	Tot FG	FG Pct	FG (1st)	FG (2nd)	3-Pointers	3FG Pct
11/06	**UTRGV**	**46/38**	**53/48**	**99/86**	**+13**	**33-55/33-77**	**.600/.429**	**16-30/14-32**	**17-25/19-45**	**7-23/14-35**	**.304/.400**
11/10	**FDU**	**50/34**	**46/36**	**96/70**	**+26**	**33-69/24-67**	**.478/.358**	**16-38/13-33**	**17-31/11-34**	**10-33//9-24**	**.303/.375**
11/13	**HOUSTON CHRISTIAN**	**39/12**	**39/31**	**78/43**	**+35**	**29-52/18-71**	**.558/.254**	**14-25/5-33**	**15-27/13-38**	**7-21/5-35**	**.333/.143**
11/16	**KANSAS CITY**	**48/31**	**31/25**	**79/56**	**+23**	**30-63/22-75**	**.476/.293**	**18-35/11-41**	**12-28/11-34**	**11-34/8-33**	**.324/.242**
11/22	**NEBRASKA**	**24/35**	**39/39**	**63/74**	**(-11)**	**17-52/24-57**	**.327/.421**	**7-25/12-26**	**10-27/12-31**	**12-42/4-16**	**.286/.250**
11/26	San Diego State	28/32	25/39	53/71	(-18)	21-62/30-62	.339/.484	11-30/15-34	10-32/15-28	6-31/8-17	.194/.471
11/27	#20 Texas A&M	31/27	42/50	73/77	(-4)	23-60/26-71	.383/.394	11-34/8-27	12-26/20-44	13-37/5-23	.351/.217
11/30	Notre Dame	40/30	40/46	80/76	+4	28-57/28-65	.491/.431	16-31/13-36	12-26/15-29	11-24/9-23	.458/.391
12/04	**#1 KANSAS**	**41/31**	**35/32**	**76/63**	**+13**	**25-53/25-70**	**.472/.357**	**14-27/13-35**	**11-26/12-35**	**12-29/8-23**	**.414/.348**
12/07	**UNLV**	**39/27**	**44/38**	**83/65**	**+18**	**31-49/27-64**	**.633/.422**	**12-23//11-27**	**19-26/16-37**	**10-20/7-21**	**.500/.333**
12/14	#7 Alabama	31/37	44/46	75/83	(-8)	27-60/30-70	.450/.429	11-31/15-39	16-29/15-31	8-27/6-30	.296/.200
12/18	Georgetown	28/34	29/47	57/81	(-24)	21-53/33-60	.396/.550	10-31/14-30	11-22/19-30	12-33/10-16	.364/.625
12./21	**VILLANOVA**	**40/38**	**46/41**	**86/79**	**+7**	**31-56/32-64**	**.554/.500**	**15-28/17-34**	**16-28/15-30**	**14-25/8-20**	**.560/.400**
12/31	**ST. JOHN'S**	**26/28**	**31/28**	**57/56**	**+1**	**22-53/25-68**	**.415/.368**	**10-29/12-35**	**12-24/13-33**	**9-26/2-9**	**.346/.222**
01/03	Marquette	35/39	36/40	71/79	(-8)	24-60/29-70	.400/.414	12-29/15-35	12-31/14-36	7-31/11-34	.226/.324
01/11	Butler	43/43	37/33	80/76	+4	33-65/30-63	.508/.476	18-38/19-33	15-27/11-30	8-24/8-25	.333/.320
01/14	**PROVIDENCE**	**43/34**	**41/30**	**84/64**	**+20**	**32-62/26-68**	**.516/.382**	**17-31/14-33**	**15-31/12-35**	**14-32/4-20**	**.438/.200**
01/18	#14 Connecticut	35/28	33/35	68/63	+5	23-48/26-58	.479/.448	12-28/13-27	11-20/13-31	8-23/6-19	.348/.316
01/21	DePaul	31/19	42/30	73/49	+24	25-48/19-63	.521/.302	10-26/8-36	15-22/11-27	6-19/3-23	.316/.130
01/25	**SETON HALL**	**38/34**	**41/20**	**79/54**	**+25**	**28-48/23-54**	**.583/.426**	**15-25/15-26**	**13-23/8-28**	**11-26/3-9**	**.423/.333**
01/29	**XAVIER**	**40/35**	**46/42**	**86/77**	**+9**	**30-57/28-66**	**.526/.424**	**16-35/14-32**	**14-22/14-34**	**11-25/9-24**	**.440/.375**
02/01	Villanova	29/29	33/31	62/60	+2	24-51/23-58	.471/.397	11-26/11-31	13-25/12-27	6-26/3-17	.231/.176
02/05	Providence	40/39	40/30	80/69	+11	27-65/27-66	.415/.409	14-34/15-33	13-31/12-33	8-31/11-26	.258/.423
02/08	**#11 MARQUETTE**	**43/36**	**34/31**	**77/67**	**+10**	**27-51/26-72**	**.529/.361**	**15-27/13-36**	**12-24/13-36**	**11-28/11-36**	**.393/.306**
02/11	**CONNECTICUT**	**37/29**	**29/41**	**66/70**	**(-4)**	**19-47/26-66**	**.404/.394**	**12-23/11-29**	**7-24/15-37**	**7-24/6-26**	**.292/.231**
02/16	#9 St. John's	39/40	34/39	73/79	(-6)	27-65/28-73	.415/.384	15-31/16-41	12-34/12-32	8-30/6-18	.267/.333
02/23	**GEORGETOWN**	**44/42**	**36/27**	**80/69**	**+11**	**28-67/25-65**	**.418/.385**	**15-38/15-32**	**13-29/10-33**	**10-37/12-33**	**.270/.364**
02/26	**DEPAUL**	**36/32**	**39/33**	**75/65**	**+10**	**29-56/25-56**	**.518/.446**	**15-30/12-29**	**14-26/13-27**	**9-27/8-22**	**.333/.364**
03/01	Xavier	27/42	34/41	61/83	(-22)	26-58/33-60	.448/.550	11-33/18-34	15-25/15-26	6-24/11-21	.250/.524
03/04	Seton Hall	35/22	44/39	79/61	+18	27-43/24-67	.628/.358	13-26/8-34	14-17/16-33	11-21/6-21	.524/.286
03/08	**BUTLER**	**52/44**	**35/30**	**87/74**	**+13**	**34-65/30-68**	**.523/.441**	**19-33/17-34**	**15-32/13-34**	**16-37/9-22**	**.432/.409**
03/13	DePaul	21/36	41/26	85/81 (2OT)	+4	31-72/32-70	.431/.457	8-27/15-31	15-30/11-25	10-34/12-30	.294/.400
03/14	Connecticut	46/35	25/27	71/62	+9	26-50/26-61	.520/.426	18-24/14-30	8-26/12-31	6-17/8-21	.353/.381
03/15	#6 St. John's	28/25	38/57	66/82	(-16)	26-60/34-65	.433/.523	12-30/11-33	14-30/23-32	6-26/7-14	.231/.500
03/20	#10 Louisville	49/34	40/41	89/75	+14	32-56/30-70	.571/.429	17-30/14-34	15-26/16-36	11-24/8-29	.458/.276
03/22	#4 Auburn	37/35	33/47	70/82	(-12)	25-53/30-64	.472/.469	14-27/15-39	11-26/15-25	12-27/7-19	.444/.368

*Statistics listed as Creighton/Opponent; Home games in **BOLD CAPS***

Date	Opponent	Free Throws	FT %	Off Reb	Def Reb	Reb	Mar	Assists	TOvers	Blocks	Steals	Fouls
11/06	**UTRGV**	**26-29/6-10**	**.897/.600**	**7/15**	**31/18**	**38/33**	**+5**	**20/13**	**15/10**	**3/1**	**2/12**	**11/20**
11/10	**FDU**	**20-25/13-14**	**.800/.929**	**17/9**	**34/21**	**51/30**	**+21**	**22/11**	**14/14**	**6/2**	**2/9**	**12/21**
11/13	**HOUSTON CHRISTIAN**	**13-20/2-3**	**.650/.667**	**4/15**	**38/22**	**42/37**	**+5**	**19/6**	**10/10**	**5/2**	**4/8**	**8/17**
11/16	**KANSAS CITY**	**8-8/4-4**	**1.000/1.000**	**11/12**	**41/22**	**52/34**	**+18**	**20/12**	**14/6**	**3/3**	**5/10**	**6/11**
11/22	**NEBRASKA**	**17-23/22-30**	**.739/.733**	**8/7**	**29/30**	**37/37**	**--**	**12/8**	**17/7**	**3/1**	**4/10**	**19/22**
11/26	San Diego State	5-13/3-7	.385/.429	14/7	26/33	40/40	--	12/13	10/8	7/9	1/8	6/15
11/27	#20 Texas A&M	14-16/16-23	.875/.696	11/21	26/27	37/48	(-11)	16/8	15/10	8/5	5/7	17/18
11/30	Notre Dame	13-15/11-15	.867/.733	5/12	27/25	32/37	(-5)	19/14	12/9	7/3	4/6	13/15
12/04	**#1 KANSAS**	**14-17/5-8**	**.824/.625**	**6/9**	**38/22**	**44/31**	**+13**	**16/12**	**15/5**	**2/1**	**2/11**	**7/16**
12/07	**UNLV**	**11-12/4-7**	**.917/.571**	**4/8**	**30/13**	**34/21**	**+13**	**21/7**	**16/7**	**6/2**	**4/10**	**8/11**
12/14	#7 Alabama	13-16/17-22	.813/.773	5/17	27/29	32/46	(-14)	16/13	13/11	3/0	6/8	18/15
12/18	Georgetown	3-9/5-7	.333/.714	5/9	20/30	25/39	(-14)	10/17	16/13	5/4	6/12	8/13
12/21	**VILLANOVA**	**10-14/7-9**	**.714/.778**	**7/8**	**23/20**	**30/28**	**+2**	**22/8**	**7/1**	**4/4**	**1/4**	**8/13**
12/31	**ST. JOHN'S**	**4-7/4-6**	**.571/.667**	**11/14**	**30/20**	**41/34**	**+7**	**14/8**	**19/9**	**7/4**	**6/11**	**9/14**
01/03	Marquette	16-22/10-11	.727/.909	11/11	30/27	41/38	+3	18/13	12/7	2/5	4/7	12/16
01/11	Butler	6-9/8-12	.667/.667	7/6	29/27	36/33	+3	16/17	7/7	7/1	6/3	9/14
01/14	**PROVIDENCE**	**6-12/8-9**	**.500/.889**	**6/13**	**29/27**	**35/40**	**(-5)**	**15/8**	**10/12**	**7/4**	**6/7**	**8/14**
01/18	#14 Connecticut	14-15/5-5	.933/1.000	8/9	20/16	28/25	+3	14/16	10/8	3/5	2/2	8/17
01/21	DePaul	17-22/8-13	.773/.615	7/11	36/19	43/30	+13	19/10	14/9	5/1	7/12	12/17
01/25	**SETON HALL**	**12-17/5-6**	**.706/.833**	**4/6**	**25/20**	**29/26**	**+3**	**19/9**	**12/11**	**6/2**	**5/9**	**9/17**
01/29	**XAVIER**	**15-19/12-17**	**.789/.706**	**11/14**	**25/18**	**36/32**	**+4**	**21/11**	**13/8**	**5/4**	**1/8**	**11/15**
02/01	Villanova	8-14/11-12	.571/.917	7/3	33/25	40/28	+12	14/7	18/6	3/0	2/13	14/16
02/05	Providence	18-21/4-6	.857/.667	10/9	29/30	39/39	--	13/12	6/10	5/3	6/4	10/16
02/08	**#11 MARQUETTE**	**12-14/4-4**	**.857/1.000**	**6/18**	**28/19**	**34/37**	**(-3)**	**15/10**	**8/5**	**6/1**	**1/6**	**7/15**
02/11	**CONNECTICUT**	**21-30/12-15**	**.700/.800**	**5/12**	**31/27**	**36/39**	**(-3)**	**14/10**	**10/6**	**4/2**	**3/8**	**13/20**
02/16	#9 St. John's	11-15/17-29	.733/.586	13/20	29/25	42/45	(-3)	21/21	15/5	4/8	1/10	23/19
02/23	**GEORGETOWN**	**14-21/7-14**	**.667/.500**	**13/8**	**36/29**	**49/37**	**+12**	**17/9**	**9/7**	**6/6**	**3/5**	**10/18**
02/26	**DEPAUL**	**8-15/7-11**	**.533/.636**	**13/4**	**29/18**	**42/22**	**+20**	**18/11**	**13/6**	**1/4**	**3/9**	**13/17**
03/01	Xavier	3-7/6-8	.429/.750	8/4	25/28	33/32	+1	19/24	12/6	4/4	3/10	10/10
03/04	Seton Hall	14-16/7-9	.875/.778	3/16	29/15	32/31	+1	21/10	15/8	5/2	6/7	8/17
03/08	**BUTLER**	**3-5/5-6**	**.600/.833**	**13/8**	**30/18**	**43/26**	**+17**	**24/11**	**10/1**	**3/1**	**0/9**	**9/5**
03/13	DePaul	13-18/5-10	.722/.500	15/12	29/28	44/40	+4	16/16	13/15	5/3	9/11	15/20
03/14	Connecticut	13-18/2-4	.722/.500	7/12	24/19	31/31	--	12/7	4/6	2/4	1/3	9/17
03/15	#6 St. John's	8-16/7-11	.500/.636	11/11	23/28	34/39	(-5)	16/16	15/9	3/6	5/5	12/16
03/20	#10 Louisville	14-21/7-8	.667/.875	6/9	31/23	37/32	+5	17/10	10/6	5/3	2/5	11/18
03/22	#4 Auburn	8-13/15-21	.615/.714	4/11	23/26	27/37	(-10)	17/11	11/7	1/4	2/5	17/14

*Statistics listed as Creighton/Opponent; Home games in **BOLD CAPS***

Final 2024-25 BIG EAST Conference Standings

		-- Conference --					-- Overall --				
Team	W	L	Pct.	H	A	W	L	Pct.	H	A	N
1. #11 St. John's	18	2	.900	10-0	8-2	31	5	.861	18-0	8-2	5-3
2. Creighton	***15***	***5***	***.750***	***9-1***	***6-4***	***25***	***11***	***.694***	***15-2***	***6-5***	***4-4***
3. Connecticut	14	6	.700	8-2	6-4	24	11	.686	14-2	7-4	3-5
4. Marquette	13	7	.650	7-3	6-4	23	11	.676	14-3	7-6	2-2
Xavier	13	7	.650	8-2	5-5	22	12	.647	15-2	5-7	2-3
6. Villanova	11	9	.550	8-2	3-7	21	15	.583	14-3	3-8	4-4
7. Georgetown	8	12	.400	6-4	2-8	18	16	.529	14-5	3-9	1-2
8. Butler	6	14	.300	4-6	2-8	15	20	.429	9-8	2-9	4-3
Providence	6	14	.300	4-6	2-8	12	20	.375	10-6	2-9	0-5
10. DePaul	4	16	.200	2-8	2-8	14	20	.412	11-8	2-10	1-2
11. Seton Hall	2	18	.100	2-8	0-10	7	25	.219	5-11	0-11	2-3

2024-25 BIG EAST All-Conference Awards

First Team

Name, School	Yr.	Ht.	Pos.	PPG	RPG	3FG's
***Ryan Kalkbrenner, CU**	**Sr.**	**7-1**	**C**	**19.2**	**8.7**	**21**
Micah Peavy, GU	Gr.	6-8	G/F	17.2	5.8	52
*Kam Jones, MU	Sr.	6-5	G	19.2	4.5	64
Zuby Ejiofor, SJU	Jr.	6-9	F	14.7	8.1	10
*RJ Luis, SJU	Jr.	6-7	G/F	18.2	7.2	46
*Eric Dixon, VU	Gr.	6-8	F	23.3	5.1	103

Second Team

Name, School	Yr.	Ht.	Pos.	PPG	RPG	3FG's
Solo Ball, UConn	So.	6-3	G	14.4	3.6	99
Alex Karaban, UConn	R-Jr.	6-8	F	14.3	5.3	68
Steven Ashworth, CU	**Sr.**	**6-0**	**G**	**16.4**	**4.1**	**110**
Kadary Richmond, SJU	Gr.	6-6	G	12.4	6.4	7
Zach Freemantle, XU	Gr.	6-9	F	16.8	6.8	30

Third Team

Name, School	Yr.	Ht.	Pos.	PPG	RPG	3FG's
Jahmyl Telfort, BU	Gr.	6-7	F	16.0	4.7	43
Liam McNeeley, UConn	Fr.	6-7	F	14.5	6.0	46
Thomas Sorber, GU	Fr.	6-10	F/C	14.5	8.5	6
David Joplin, MU	Sr.	6-8	F	14.2	5.4	73
Wooga Poplar, VU	Sr.	6-5	G	15.3	7.0	70
Ryan Conwell, XU	Jr.	6-4	G	16.5	2.7	99

All-Freshman Team

Name, School	Yr.	Ht.	Pos.	PPG	RPG	3FG's
*Liam McNeeley, UConn	Fr.	6-7	F	14.5	6.0	46
Jackson McAndrew, CU	**Fr.**	**6-10**	**F**	**7.8**	**4.4**	**69**
*Thomas Sorber, GU	Fr.	6-10	F/C	14.5	8.5	6
Royce Parham, MU	Fr.	6-8	F	5.1	2.2	26
Oswin Erhunmwunse, PC	Fr.	6-10	F	6.8	5.6	0
Ryan Mela, PC	Fr.	6-6	F	6.4	5.2	9

**Denotes unanimous selection*

Player of the Year: RJ Luis, St. John's
Defensive Player of the Year: ***Ryan Kalkbrenner, Creighton***
Most Improved Player: Zuby Ejiofor, St. John's
Sixth Man Award: Tarris Reed Jr., Connecticut
Freshman of the Year: Liam McNeeley, Connecticut
Scholar-Athlete of the Year: Stevie Mitchell, Marquette
Sportsmanship Award: Jerome Hunter, Xavier
Coach of the Year: Rick Pitino, St. John's

2025 BIG EAST Tournament Results

Wednesday, March 12 • Session I (19,812)
Game 1 - #9 Butler 75, #8 Providence 69
Game 2 - #10 DePaul 71, #7 Georgetown 67
Game 3 - #6 Villanova 67, #11 Seton Hall 55

Thursday, March 13 • Session II (19,812)
Game 4 - #1 St. John's 78, #9 Butler 57
Game 5 - #5 Marquette 89, #4 Xavier 87

Thursday, March 13 • Session III (19,812)
Game 6 - #2 Creighton 85, #10 DePaul 81 (2OT)
Game 7 - #3 Connecticut 73, #6 Villanova 56

Friday, March 14 • Session IV (19,812)
Game 8 - #1 St. John's 79, #5 Marquette 63
Game 9 - #2 Creighton 71, #3 Connecticut 62

Saturday, March 15 • Session V (19,812)
Game 10 - #1 St. John's 82, #2 Creighton 66

BIG EAST Schools in 2024-25 Postseason Play

NCAA Tournament
March 20 & March 22 • Lexington, Ky.
#9 Creighton 89, #8 Louisville 75
#1 Auburn 82, #9 Creighton 70

NCAA Tournament
March 21 • Cleveland, Ohio
#10 New Mexico 75, #7 Marquette 66

NCAA Tournament
March 20 & March 22 • Providence, R.I.
#2 St. John's 83, #15 Omaha 53
#10 Arkansas 75, #2 St. John's 66

NCAA Tournament
March 21, March 23 • Raleigh, N.C.
#8 Connecticut 67, #9 Oklahoma 59
#1 Florida 77, #8 Connecticut 75

NCAA Tournament
March 19 • Dayton, Ohio
#11 Xavier 86, #11 Texas 80
March 21 • Milwaukee, Wis.
#6 Illinois 86, #11 Xavier 73

College Basketball Crown
April 1, April 3 & April 5 • Las Vegas, Nev.
Villanova 85, Colorado 64
Villanova 60, USC 59
UCF 104, Villanova 98 (OT)

College Basketball Crown
March 31 & April 2 • Las Vegas, Nev.
Georgetown 85, Washington State 82
Nebraska 81, Georgetown 69

College Basketball Crown
March 31 & April 1 • Las Vegas, Nev.
Butler 86, Utah 84
Boise State 100, Butler 93

College Basketball Crown
April 1 • Las Vegas, Nev.
Cincinnati 83, DePaul 61

2024-25 BIG EAST Statistical Leaders

Scoring

Player (School)	G	FG	3FG	FT	Pts.	Avg.
1. Eric Dixon, VU (1)	35	269	103	174	815	23.29
2. Kam Jones, MU (36)	34	266	64	57	653	19.21
3. Ryan Kalkbrenner, CU (37)	**35**	**271**	**21**	**109**	**672**	**19.20**
4. RJ Luis Jr., SJU (69)	35	239	46	133	637	18.20
5. Micah Peavy, GU (106)	32	219	52	60	550	17.19
6. Zach Freemantle, XU (127)	31	202	30	88	522	16.84
7. Ryan Conwell, XU (152)	34	176	99	111	562	16.53
8. Steven Ashworth, CU (161)	**35**	**172**	**110**	**119**	**573**	**16.37**
9. Jahmyl Telfort, BU (184)	33	179	43	128	529	16.03
10. Isaiah Coleman, SHU (219)	30	164	38	102	468	15.60
11. Wooga Poplar, VU (239)	36	192	70	95	549	15.25
12. Pierre Brooks, BU (244)	35	195	58	84	532	15.20
13. Zuby Ejiofor, SJU (290)	36	179	10	160	528	14.67
14. Liam McNeeley, UConn (316)	27	118	46	110	392	14.52
15. Solo Ball, UConn (331)	35	166	99	74	505	14.43

Rebounding

Player (School)	G	Off.	Def.	Total	Avg.
1. Ryan Kalkbrenner, CU (41)	**35**	**84**	**219**	**303**	**8.66**
2. Zuby Ejiofor, SJU (57)	36	158	133	291	8.08
3. Tarris Reed Jr., UConn (132)	35	95	160	255	7.29
4. RJ Luis Jr., SJU (148)	35	75	176	251	7.17
5. Wooga Poplar, VU (172)	36	31	220	251	6.97
6. Zach Freemantle, XU (191)	31	52	160	212	6.84
7. Enoch Boakye, VU (243)	36	80	152	232	6.44
8. Kadary Richmond, SJU (252)	36	46	184	230	6.39
9. N.J. Benson, DPU (288)	28	53	120	173	6.18
10. Jamiya Neal, CU (295)	**36**	**25**	**196**	**221**	**6.14**
11. Liam McNeeley, UConn (326)	27	25	136	161	5.96
12. Andre Screen, BU (343)	35	74	132	206	5.89
13. Micah Peavy, GU	32	53	132	185	5.78
14. Oswin Erhunmwunse, PC	32	78	101	179	5.59
15. Dailyn Swain, XU	34	34	152	186	5.47

Field Goal Percentage

Player (School)	G	FG	FGA	Pct.
1. Ryan Kalkbrenner, CU (4)	**35**	**271**	**415**	**.653**
2. Zach Freemantle, XU (74)	31	202	391	.517
3. Kadary Richmond, SJU (119)	36	191	392	.487
4. Kam Jones, MU (128)	34	266	551	.483
5. Micah Peavy, GU (131)	32	219	455	.481
6. Jahmyl Telfort, BU (157)	33	179	380	.471
7. Pierre Brooks, BU (164)	35	195	415	.470
8. Wooga Poplar, VU (180)	36	192	417	.460
9. Eric Dixon, VU (202)	35	269	597	.451
10. Ryan Conwell, XU (203)	34	176	391	.450

Min. 3.0 made per game for BIG EAST rankings and 5.0 per game for national rankings

Assists

Player (School)	G	A	Avg.
1. Steven Ashworth, CU (8)	**35**	**239**	**6.83**
2. Kam Jones, MU (21)	34	200	5.88
3. Hassan Diarra, UConn (28)	35	200	5.71
4. Kadary Richmond, SJU (41)	36	191	5.31
5. Jhamir Brickus, VU (64)	36	170	4.72
6. Jamiya Neal, CU (96)	**36**	**158**	**4.39**
7. Malik Mack, GU (118)	32	136	4.25
8. Dayvion McKnight, XU (128)	34	143	4.21
9. Deivon Smith, SJU (172)	30	116	3.87
10. Micah Peavy, GU (227)	32	114	3.56

3-Point Field Goal Percentage

Player (School)	G	3FG	3FGA	Pct.
1. Solo Ball, UConn (28)	35	99	239	.414
2. Ryan Conwell, XU (30)	34	99	240	.413
3. Eric Dixon, VU (35)	35	103	253	.407
4. Steven Ashworth, CU (76)	**35**	**110**	**294**	**.374**

Min. 1.0 made per game for BIG EAST rankings and 2.5 per game for national rankings.

Blocked Shots

Player (School)	G	Blk.	Avg.
1. Ryan Kalkbrenner, CU (4)	**35**	**93**	**2.66**
2. Oswin Erhunmwunse, PC (48)	32	52	1.63
3. Tarris Reed Jr., UConn (64)	35	55	1.57
4. Alax Karaban, UConn (67)	33	51	1.55
5. Samson Johnson, UConn (86)	34	50	1.47
6. Zuby Ejiofor, SJU (103)	36	51	1.42
7. N.J. Benson, DPU (115)	28	38	1.36
8. Andre Screen, BU (134)	35	45	1.29
9. David Joplin, MU (283)	34	31	0.91
10. Kadary Richmond, SJU (309)	36	31	0.86

3-Point Field Goals Made

Player (School)	G	3FG
1. Steven Ashworth, CU (11)	**35**	**110**
2. Eric Dixon, VU (23)	35	103
3. Solo Ball, UConn (34)	35	99
Ryan Conwell, XU (34)	34	99
5. Patrick McCaffery, BU (145)	35	77
6. Bensley Joseph, PC (167)	32	74
7. David Joplin, MU (176)	34	73
8. Wooga Poplar, VU (212)	36	70
Isaiah Rivera, DPU (212)	34	70
10. Jackson McAndrew, CU (223)	**36**	**69**

Steals

Player (School)	G	Stl.	Avg.
1. Micah Peavy, GU (15)	32	74	2.31
2. Stevie Mitchell, MU (16)	34	78	2.29
3. Kadary Richmond, SJU (39)	36	72	2.00
4. Dylan Addae-Wusu, SHU (46)	25	49	1.96
5. Chase Ross, MU (73)	34	61	1.79
6. Garwey Dual, SHU (128)	30	50	1.67
7. Hassan Diarra, UConn (157)	35	56	1.60
8. Dailyn Swain, XU (179)	34	53	1.56
9. Isaiah Coleman, SHU (208)	30	45	1.50
10. Aaron Scott, SJU (246)	36	52	1.44

Free Throw Percentage

Player (School)	G	FT	FTA	Pct.
1.Steven Ashworth, CU (4)	**35**	**119**	**128**	**.930**
2. Liam McNeeley, UConn (49)	27	110	127	.866
3. Wooga Poplar, VU (62)	36	95	111	.856
4. Ryan Conwell, XU (116)	34	111	134	.828
5. Dailyn Swain, XU (150)	34	98	120	.817
6. Eric Dixon, VU (164)	35	174	214	.813
7. Dayvion McKnight, XU (270)	34	86	110	.782
8. Jahmyl Telfort, BU (300)	33	128	166	.771
9. Isaiah Coleman, SHU (328)	30	102	134	.761
10. Chase Ross, MU (337)	34	86	114	.754

Min. 2.0 made per game for BIG EAST rankings and 2.5 per game for NCAA rankings

Assist/Turnover Ratio

Player (School)	G	AST	TO	Ratio
1. Kam Jones, MU (7)	34	200	63	3.17
2. Kadary Richmond, SJU (20)	36	191	71	2.69
3. Hassan Diarra, UConn (22)	35	200	75	2.67
4. Dayvion McKnight, XU (25)	34	143	54	2.65
5. Jhamir Brickus, VU (48)	36	170	69	2.46
6. Deivon Smith, SJU (60)	30	116	49	2.37
7. Steven Ashworth, CU (124)	**35**	**239**	**120**	**1.99**
8. Jamiya Neal, CU (174)	**36**	**158**	**85**	**1.86**
9. Malik Mack, GU (213)	32	136	78	1.74
10. Layden Blocker, DPU (215)	33	101	58	1.74

Min. 3.0 assists/game for BIG EAST and NCAA rankings

Numbers in parentheses indicate finish in national rankings

2024-25 BIG EAST Statistical Leaders

Scoring Offense

Team	G	W-L	Pts.	Avg.
1. St. John's (65)	36	31-5	2825	78.47
2. Xavier (72)	34	22-12	2656	78.12
3. UConn (90)	35	24-11	2696	77.03
4. Marquette (101)	34	23-11	2603	76.56
5. Creighton (131)	**36**	**25-11**	**2717**	**75.47**
6. Butler (145)	35	15-20	2616	74.74
7. Villanova (167)	36	21-15	2664	74.00
8. DePaul (214)	34	14-20	2463	72.44
9. Georgetown (233)	34	18-16	2447	71.97
10. Providence (245)	32	12-20	2283	71.34
11. Seton Hall (354)	32	7-25	1970	61.56

Scoring Defense

Team	G	Pts.	Avg.
1. St. John's (29)	36	2368	65.78
2. UConn (56)	35	2381	68.03
3. Villanova (60)	36	2454	68.17
4. Marquette (76)	34	2337	68.74
5. Georgetown (91)	34	2365	69.56
6. Creighton (111)	**36**	**2521**	**70.03**
7. Seton Hall (118)	32	2246	70.19
8. Xavier (164)	34	2434	71.59
9. Providence (194)	32	2320	72.50
10. DePaul (247)	34	2532	74.47
11. Butler (259)	35	2620	74.86

Scoring Margin

Team	G	Off.	Def.	Mar.
1. St. John's (10)	36	78.47	65.78	+ 12.69
2. UConn (31)	35	77.03	68.03	+ 9.00
3. Marquette (50)	34	76.56	68.74	+ 7.82
4. Xavier (72)	34	78.12	71.59	+ 6.53
5. Villanova (89)	36	74.00	68.17	+ 5.83
6. Creighton (97)	**36**	**75.47**	**70.03**	**+ 5.44**
7. Georgetown (168)	34	71.97	69.56	+ 2.41
8. Butler (225)	35	74.74	74.86	-0.11
9. Providence (249)	32	71.34	72.50	- 1.16
10. DePaul (270)	34	72.44	74.47	- 2.03
11. Seton Hall (336)	32	61.56	70.19	-8.63

Free Throw Percentage

Team	G	FT	FTA	Pct.
1. Villanova (3)	36	468	588	.796
2. UConn (9)	35	489	618	.791
3. Xavier (12)	34	561	711	.789
4. Butler (111)	35	529	715	.740
5. Creighton (150)	**36**	**425**	**584**	**.728**
6. Marquette (183)	34	396	550	.720
7. DePaul (239)	34	387	549	.705
8. Georgetown (244)	34	371	527	.704
9. St. John's (279)	36	496	718	.691
10. Providence (290)	32	372	542	.686
11.Seton Hall (331)	32	386	582	.663

Offensive Rebounds

Team	G	O-Reb.	Avg.
1. St. John's (2)	36	535	14.86
2. Providence (113)	32	362	11.31
3. Georgetown (119)	34	383	11.26
4. Seton Hall (125)	32	359	11.22
5. UConn (130)	35	392	11.20
6. Marquette (150)	34	372	10.94
7. Villanova (252)	36	344	9.56
8. DePaul (284)	34	311	9.15
9. Butler (313)	35	296	8.46
10. Creighton (317)	**36**	**303**	**8.42**
11. Xavier (331)	34	264	7.76

Offensive Rebound Pct.

Team	G	O-Reb	Opp D-Reb.	O-REB%
1. St. John's	36	535	876	.379
2. UConn	35	392	711	.355
3. Providence	32	362	729	.332
4. Georgetown	34	383	830	.316
5. Seton Hall	32	359	791	.312
6. Villanova	36	344	791	.303
7. Marquette	34	372	867	.300
8. DePaul	34	311	845	.269
9. Creighton	**36**	**303**	**844**	**.264**
10. Butler	35	296	838	.261
11. Xavier	34	264	816	.244

Field Goal Percentage

Team	G	FG	FGA	Pct.
1. Creighton (34)	**36**	**974**	**2041**	**.477**
2. UConn (41)	35	954	2008	.475
3. Xavier (71)	34	905	1938	.467
4. Butler (103)	35	894	1944	.460
5. Villanova (106)	36	926	2015	.460
6. DePaul (172)	34	881	1976	.446
7. St. John's (176)	36	1054	2366	.445
8. Marquette (188)	34	943	2123	.444
9. Georgetown (202)	34	911	2061	.442
10. Providence (212)	32	807	1833	.440
11. Seton Hall (347)	32	708	1770	.400

FG Percentage Defense

Team	G	FG	FGA	Pct.
1. St. John's (14)	36	836	2107	.397
2. Creighton (52)	**36**	**979**	**2364**	**.414**
3. UConn (78)	35	795	1889	.421
4. Georgetown (124)	34	834	1938	.430
5. Villanova (130)	36	860	1993	.432
6. Providence (142)	32	818	1889	.433
7. Marquette (166)	34	835	1913	.436
8. Butler (202)	35	995	2252	.442
9. Xavier (220)	34	883	1981	.446
10. DePaul (265)	34	934	2056	.454
11. Seton Hall (315)	32	757	1627	.465

3-pt Field Goal Percentage

Team	G	3FG	3FGA	Pct.
1. Xavier (5)	34	285	728	.391
2. Villanova (6)	36	344	881	.390
3. Butler (36)	35	299	808	.370
4. Providence (82)	32	297	834	.356
5. UConn (124)	35	299	858	.348
6. Creighton (152)	**36**	**344**	**998**	**.345**
7. DePaul (156)	34	314	912	.344
8. Marquette (250)	34	321	985	.326
9. Georgetown (270)	34	254	786	.323
10. Seton Hall (315)	32	168	539	.312
11. St. John's (339)	36	221	734	.301

3-pt FG Percentage Defense

Team	G	3FG	3FGA	Pct.
1. St. John's (27)	36	263	860	.306
2. Butler (76)	35	266	836	.318
3. Marquette (77)	34	240	754	.318
4. Creighton (114)	**36**	**272**	**834**	**.326**
5. Providence (175)	32	234	698	.335
6. Georgetown (182)	34	258	768	.336
7. Xavier (236)	34	255	741	.344
8. Villanova (239)	36	315	913	.345
9. DePaul (251)	34	252	727	.347
10. UConn (274)	35	226	646	.350
11. Seton Hall (333)	32	264	722	.366

3-pt Field Goals Made

Team	G	3FG	Avg.
1. Creighton (38)	**36**	**344**	**9.56**
Villanova (38)	36	344	9.56
3. Marquette (44)	34	321	9.44
4. Providence (50)	32	297	9.28
5. DePaul (52)	34	314	9.24
6. UConn (85)	35	299	8.54
Butler (85)	35	299	8.54
8. Xavier (103)	34	285	8.38
9. Georgetown (201)	34	254	7.47
10. St. John's (323)	36	221	6.14
11. Seton Hall (346)	32	168	5.25

Defensive Rebound Pct.

Team	G	D-Reb	Opp O-Reb.	D-REB%
1. Xavier	34	867	296	.745
2. Creighton	**36**	**1043**	**390**	**.728**
3. Villanova	36	887	340	.723
4. UConn	35	859	330	.722
5. DePaul	34	859	346	.713
6. Providence	32	824	332	.713
7. Georgetwon	34	815	331	.711
8. Butler	35	924	376	.711
9. St. John's	36	952	404	.702
10. Marquette	34	787	354	.690
11. Seton Hall	32	637	297	.682

Assists

Team	G	A	Avg.
1. UConn (9)	35	606	17.31
2. Creighton (16)	**36**	**615**	**17.08**
3. Xavier (22)	34	568	16.71
4. St. John's (52)	36	565	15.69
5. DePaul (61)	34	524	15.41
6. Georgetown (134)	34	480	14.12
7. Butler (145)	35	487	13.91
8. Marquette (164)	34	467	13.74
9. Providence (228)	32	413	12.91
10. Villanova (263)	36	448	12.44
11. Seton Hall (329)	32	359	11.22

Turnover Margin

Team	G	TO/G	Opp. TO/G	Mar.
1. Marquette (3)	34	9.35	14.71	+5.35
2. St. John's (9)	36	10.89	15.19	+4.31
3. Seton Hall (58)	32	12.50	14.56	+2.06
4. Georgetown (81)	34	11.62	13.24	+1.62
5. Xavier (93)	34	10.91	12.29	+1.38
6. Villanova (162)	36	9.78	10.11	+0.33
7. UConn (257)	35	11.11	10.26	-0.86
8. DePaul (297)	34	12.53	10.74	-1.79
9. Butler (339)	35	10.97	7.74	-3.23
10. Providence (343)	32	12.72	9.22	-3.50
11. Creighton (351)	**36**	**12.22**	**7.92**	**-4.31**

Assist/Turnover Ratio

Team	G	Ast/G	To/G	Ratio
1. UConn (16)	35	17.31	11.11	1.56
2. Xavier (22)	34	16.71	10.91	1.53
3. Marquette (32)	34	13.74	9.35	1.47
4. St. John's (41)	36	15.69	10.89	1.44
5. Creighton (56)	**36**	**17.08**	**12.22**	**1.40**
6. Villanova (109)	36	12.44	9.78	1.27
7. Butler (117)	35	13.91	10.97	1.27
8. DePaul (143)	34	15.41	12.53	1.23
9. Georgetown (153)	34	14.12	11.62	1.22
10. Providence (269)	32	12.91	12.72	1.01
11. Seton Hall (325)	32	11.22	12.50	0.90

Blocked Shots

Team	G	Blk.	Avg.
1. UConn (1)	35	217	6.20
2. St. John's (13)	36	186	5.17
3. Creighton (43)	**36**	**161**	**4.47**
4. Georgetown (115)	34	125	3.68
5. Marquette (119)	34	124	3.65
DePaul (119)	34	124	3.65
7. Providence (160)	32	109	3.41
8. Seton Hall (164)	32	108	3.38
9. Butler (274)	35	94	2.69
10. Xavier (291)	34	86	2.53
11. Villanova (314)	36	84	2.33

Steals

Team	G	Stl.	Avg.
1. Marquette (22)	34	305	8.97
2. St. John's (26)	36	320	8.89
3. Seton Hall (47)	32	260	8.13
4. Georgetown (63)	34	268	7.88
5. Xavier (77)	34	263	7.74
6. DePaul (251)	34	208	6.12
7. Villanova (299)	36	203	5.64
8. UConn (312)	35	190	5.43
9. Providence (335)	32	159	4.97
10. Butler (351)	35	140	4.00
11. Creighton (353)	**36**	**130**	**3.61**

Rebounding Margin

Team	G	Reb.	Opp.	Mar.
1. UConn (19)	35	1251	1041	+6.00
2. St. John's (21)	36	1487	1280	+5.75
3. Providence (64)	32	1186	1061	+3.91
4. Creighton (94)	**36**	**1346**	**1234**	**+3.11**
5. Villanova (103)	36	1231	1131	+2.78
6. Georgetown (166)	34	1198	1161	+1.09
7. Xavier (190)	34	1131	1112	+0.56
8. Butler (209)	35	1220	1214	+0.17
9. DePaul (236)	34	1170	1191	-0.62
10. Marquette (279)	34	1159	1221	-1.82
11. Seton Hall (297)	32	996	1088	-2.88

Numbers in parentheses indicate finish in national rankings

2024-25 Game-By-Game Box Scores

GAME 1

UTRGV (0-2) 86
#15 Creighton (1-0) 99

Nov. 6, 2024 CHI Health Center Omaha Omaha, Neb.

Defining Moment: Fifth-year seniors Steven Ashworth and Ryan Kalkbrenner scored CU's final 16 points after UTRGV closed within six with 4:30 left.
Key Stat: Ryan Kalkbrenner's 20 field goals were a program record and his 49 points were two shy of a Creighton single-game record.

UTRGV	fg-a	3fg-a	ft-a	reb	pf	pts	ast	to	blk	stl	min
DK Thorn	7-15	3-6	0-0	2	1	17	0	1	0	3	38
Tommy Gankhuyag	2-5	2-5	0-0	1	5	6	2	0	1	1	12
Cliff Davis	6-17	4-12	1-1	4	2	17	2	0	0	2	37
Hasan Abdul Hakim	11-24	2-6	2-5	11	3	26	4	3	0	4	31
Trey Miller	3-7	0-0	3-4	6	2	9	3	2	0	1	33
RJ Nance	0-0	0-0	0-0	0	1	0	0	0	0	0	2
Jaylen Washington	0-0	0-0	0-0	0	0	0	0	1	0	0	2
Howie Fleming Jr.	1-3	0-2	0-0	6	3	2	2	3	0	0	21
Justin Mitchell	0-0	0-0	0-0	0	0	0	0	0	0	0	0+
Kwo Agwa	0-0	0-0	0-0	0	1	0	0	0	0	0	5
Fadi Mougharbel	0-0	0-0	0-0	0	0	0	0	0	0	0	0+
Marshal Destremau	3-6	3-4	0-0	2	2	9	0	0	0	1	19
EJ Avelar	0-0	0-0	0-0	0	0	0	0	0	0	0	0+
Mustafo Vanjov	0-0	0-0	0-0	0	0	0	0	0	0	0	0+
Team Rebounds				1							
Totals	**33-77**	**14-35**	**6-10**	**33**	**20**	**86**	**13**	**10**	**1**	**12**	**200**
	.429	**.400**	**.600**								

#15 CREIGHTON	fg-a	3fg-a	ft-a	reb	pf	pts	ast	to	blk	stl	min
Jasen Green	1-1	0-0	2-3	3	1	4	1	4	0	1	19
Mason Miller	0-3	0-3	0-0	7	1	0	1	1	0	0	28
Ryan Kalkbrenner	20-22	2-2	7-8	11	0	49	2	1	3	0	36
Steven Ashworth	3-10	2-7	17-17	7	3	25	7	2	0	0	32
Jamiya Neal	3-7	0-2	0-1	2	1	6	6	4	0	0	36
Sterling Knox	0-0	0-0	0-0	0	0	0	0	0	0	0	0+
Ty Davis	1-2	0-1	0-0	5	3	2	2	1	0	0	17
Shane Thomas	1-1	0-0	0-0	0	0	2	0	1	0	0	5
Sami Osmani	0-0	0-0	0-0	0	0	0	0	0	0	0	0+
Jackson McAndrew	0-2	0-2	0-0	3	1	0	0	0	0	0	8
Josh Townley-Thomas	0-0	0-0	0-0	0	0	0	0	0	0	1	0+
Fredrick King	0-0	0-0	0-0	0	0	0	1	1	0	0	4
Isaac Traudt	4-7	3-6	0-0	0	1	11	0	0	0	0	15
Team Rebounds				0							
Totals	**33-55**	**7-23**	**26-29**	**38**	**11**	**99**	**20**	**15**	**3**	**2**	**200**
	.600	**.304**	**.897**								

Officials: Lamar Simpson, Tommy Morrissey, Connor Mooney
Technical Fouls: None. **Attendance:** 15,969

Team	1st	2nd	Total	1stFG%	2ndFG%	Total%	Deadball
UTRGV	38	48	86	.438	.422	.429	2
#15 Creighton	46	53	99	.533	.680	.600	0

Ryan Kalkbrenner

GAME 2

FDU (1-2) 70
#15 Creighton (2-0) 96

Nov. 10, 2024 CHI Health Center Omaha Omaha, Neb.

Defining Moment: Creighton used a 13-0 run late in the first half to go up 37-26.
Key Stat: Creighton outscored FDU 19-0 in transition and 46-24 in the paint.

FDU	fg-a	3fg-a	ft-a	reb	pf	pts	ast	to	blk	stl	min
Bismark Nsiah	5-12	2-5	0-0	4	3	12	1	0	1	1	26
Jo'el Emanuel	2-7	0-2	2-2	0	4	6	1	2	0	2	32
Terrence Brown	7-19	0-1	5-6	8	1	19	2	1	0	1	30
Ahmed Barba-Bey	2-7	1-3	0-0	2	0	5	1	2	1	0	26
Dylan Jones	4-11	4-8	0-0	2	2	12	1	5	0	2	27
Jameel Morris	0-1	0-0	0-0	2	2	0	0	0	0	1	11
Chidube Ekwommadu	0-1	0-1	0-0	1	0	0	0	0	0	0	4
Davin Francis	0-0	0-0	2-2	1	0	2	0	0	0	0	2
Josiah Francis	0-1	0-1	2-2	2	1	2	0	0	0	0	5
Cameron Tweedy	0-2	0-0	0-0	4	1	0	0	1	0	0	12
Brayden Reynolds	3-4	1-1	2-2	1	3	9	3	3	0	2	18
Jacob Warren	1-2	1-2	0-0	0	4	3	2	0	0	0	7
Team Rebounds				3							
Totals	**24-67**	**9-24**	**13-14**	**30**	**21**	**70**	**11**	**14**	**2**	**9**	**200**
	.358	**.375**	**.929**								

#15 CREIGHTON	fg-a	3fg-a	ft-a	reb	pf	pts	ast	to	blk	stl	min
Isaac Traudt	1-5	1-5	2-2	5	0	5	2	1	2	0	14
Ryan Kalkbrenner	9-10	1-1	5-5	6	1	24	1	1	3	0	22
Steven Ashworth	5-9	5-8	0-0	5	0	15	9	4	1	1	27
Pop Isaacs	4-12	2-7	2-2	4	0	12	1	1	0	0	23
Jamiya Neal	6-13	0-3	1-1	5	2	13	3	1	0	0	24
Jasen Green	0-1	0-1	2-2	2	1	2	0	0	0	0	14
Sterling Knox	2-3	0-0	0-0	2	2	4	0	0	0	0	9
Ty Davis	0-2	0-0	1-2	4	2	1	3	0	0	1	13
Shane Thomas	1-1	0-0	0-1	4	1	2	1	1	0	0	9
Mason Miller	0-2	0-2	3-4	4	0	3	1	0	0	0	12
Sami Osmani	0-0	0-0	0-0	0	0	0	0	0	0	0	3
Jackson McAndrew	4-8	1-4	4-6	2	0	13	0	2	0	0	15
Josh Townley-Thomas	0-2	0-2	0-0	0	0	0	0	0	0	0	4
Fredrick King	1-1	0-0	0-0	5	3	2	1	3	0	0	11
Team Rebounds				3							
Totals	**33-69**	**10-33**	**20-25**	**51**	**12**	**96**	**22**	**14**	**6**	**2**	**200**
	.478	**.303**	**.800**								

Officials: Paul Szelc, Justin Albrecht, Pete Larson
Technical Fouls: None. **Attendance:** 16,471

Team	1st	2nd	Total	1stFG%	2ndFG%	Total%	Deadball
FDU	34	36	70	.394	.324	.358	1
Creighton	50	46	96	.421	.548	.478	3

GAME 3

Houston Christian (1-2) 43
#14 Creighton (3-0) 78

Nov. 7, 2024 CHI Health Center Omaha Omaha, Neb.

Defining Moment: Trailing 7-3 early, Creighton went on a 34-2 run.
Key Stats: Greg McDermott passed Dana Altman as Creighton Men's Basketball's all-time winningest coach with his 328th victory. The 12 first half points by HCU tied the fewest in any half allowed under McDermott.

HOUSTON CHRISTIAN	fg-a	3fg-a	ft-a	reb	pf	pts	ast	to	blk	stl	min
Porter Bazil	3-7	0-3	0-0	6	2	6	0	1	1	0	28
Demari Williams	1-9	0-4	0-0	4	2	2	0	0	0	1	15
Elijah Brooks	1-4	0-2	0-0	2	1	2	0	1	0	0	16
D'Aundre Samuels	3-9	1-4	1-1	2	1	8	0	3	0	2	26
Pierce Bazil	3-9	0-3	1-2	2	1	7	0	0	0	1	21
Ivan Reynolds	0-1	0-1	0-0	1	0	0	0	0	0	0	8
Julian Mackey	1-7	1-4	0-0	2	3	3	1	0	0	0	20
Trent Johnson	2-6	1-3	0-0	7	3	5	3	1	1	2	31
Bryson Dawkins	1-11	0-5	0-0	4	3	2	2	2	0	1	23
Mason McBride	2-2	1-1	0-0	0	0	5	0	0	0	0	2
Peyton Rogers	1-6	1-5	0-0	0	1	3	0	1	0	1	10
Team Rebounds				7				1			
Totals	**18-71**	**5-35**	**2-3**	**37**	**17**	**43**	**6**	**10**	**2**	**8**	**200**
	.254	**.143**	**.667**								

CREIGHTON	fg-a	3fg-a	ft-a	reb	pf	pts	ast	to	blk	stl	min
Isaac Traudt	2-6	0-2	0-0	2	1	4	2	1	0	0	18
Ryan Kalkbrenner	6-6	0-0	4-5	5	0	16	0	0	3	1	22
Steven Ashworth	4-6	3-5	2-2	7	0	13	6	1	0	1	25
Pop Isaacs	2-5	2-4	2-2	6	0	8	4	4	0	0	24
Jamiya Neal	4-5	1-1	0-0	7	1	9	3	2	0	2	22
Jasen Green	1-2	1-1	0-2	1	0	3	0	0	0	0	15
Sterling Knox	3-5	0-0	0-0	2	0	6	0	1	0	0	10
Ty Davis	0-1	0-0	2-3	3	2	2	2	1	0	0	16
Shane Thomas	2-3	0-1	0-0	0	1	4	1	0	0	0	8
Sami Osmani	0-0	0-0	0-0	0	0	0	0	0	0	0	3
Jackson McAndrew	0-7	0-7	2-4	5	1	2	1	0	0	0	19
Josh Townley-Thomas	0-0	0-0	0-0	0	0	0	0	0	0	0	3
Fredrick King	5-6	0-0	1-2	2	2	11	0	0	2	0	15
Team Rebounds				2							
Totals	**29-52**	**7-21**	**13-20**	**42**	**8**	**78**	**19**	**10**	**5**	**4**	**200**
	.558	**.333**	**.650**								

Officials: Nathan Farrell, Matt Potter, Clare Aubry
Technical Fouls: None. **Attendance:** 16,348

Team	1st	2nd	Total	1stFG%	2ndFG%	Total%	Deadball
Houston Christian	12	31	43	.152	.342	.254	1
#14 Creighton	39	39	78	.560	.556	.558	4

GAME 4

Kansas City (2-2) 56
#14 Creighton (4-0) 79

Nov. 16, 2024 CHI Health Center Omaha Omaha, Neb.

Defining Moment: Creighton used a 10-0 run to go ahead 21-10 in its wire-to-wire victory.
Key Stat: Creighton improved to 4-0 for the 10th time in 15 seasons under Greg McDermott.

KANSAS CITY	fg-a	3fg-a	ft-a	reb	pf	pts	ast	to	blk	stl	min
Melvyn Ebonkoli	0-5	0-0	0-0	3	2	0	0	0	0	0	24
Jayson Petty	5-12	2-7	0-0	4	1	12	1	1	1	2	30
Davontae Hall	1-7	0-3	0-0	0	0	2	3	1	0	0	17
Jamar Brown	5-20	2-6	0-0	16	1	12	1	1	1	2	34
Cameron Faas	4-10	2-7	0-0	4	2	10	1	0	1	3	28
Gob Gob	1-4	1-2	2-2	0	1	5	0	0	0	0	7
Babacar Diallo	1-1	0-0	0-0	0	1	2	0	0	0	1	8
Kasheem Grady II	3-8	0-3	2-2	2	1	8	1	1	0	0	18
Anderson Kopp	1-4	1-3	0-0	2	0	3	4	1	0	1	15
Ring Nyeri	1-4	0-2	0-0	2	1	2	1	0	0	1	16
Josh Ijeh	0-0	0-0	0-0	0	1	0	0	1	0	0	3
Team Rebounds				1							
Totals	**22-75**	**8-33**	**4-4**	**34**	**11**	**56**	**12**	**6**	**3**	**10**	**200**
	.293	**.242**	**1.000**								

CREIGHTON	fg-a	3fg-a	ft-a	reb	pf	pts	ast	to	blk	stl	min
Isaac Traudt	5-12	3-8	0-0	3	1	13	0	0	0	1	22
Ryan Kalkbrenner	6-8	0-1	2-2	12	1	14	2	3	1	1	29
Steven Ashworth	4-10	3-9	0-0	1	1	11	6	1	0	1	34
Pop Isaacs	3-10	1-6	2-2	7	0	9	5	3	0	0	30
Jamiya Neal	5-8	1-3	0-0	11	0	11	6	0	0	1	27
Jasen Green	0-4	0-2	0-0	4	0	0	1	1	1	0	12
Sterling Knox	1-2	0-0	0-0	2	1	2	0	3	0	0	5
Ty Davis	0-1	0-1	0-0	1	1	0	0	0	0	0	8
Shane Thomas	0-0	0-0	0-0	0	0	0	0	1	0	0	6
Jackson McAndrew	4-5	3-4	4-4	7	1	15	0	1	0	0	16
Fredrick King	2-3	0-0	0-0	1	0	4	0	1	1	1	11
Team Rebounds				3							
Totals	**30-63**	**11-34**	**8-8**	**52**	**6**	**79**	**20**	**14**	**3**	**5**	**200**
	.476	**.324**	**1.000**								

Officials: Tim Clougherty, Mike Palau, Evon Burroughs
Technical Fouls: None. **Attendance:** 16,951

Team	1st	2nd	Total	1stFG%	2ndFG%	Total%	Deadball
Kansas City	31	25	56	.268	.324	.293	0
Creighton	48	31	79	.514	.429	.476	0

GAME 5

Nebraska (4-1) 74
#14 Creighton (4-1) 63

Nov. 22, 2024 CHI Health Center Omaha Omaha, Neb.

Defining Moment: Nebraska took a 15-8 lead in the first eight minutes and never trailed.
Key Stat: Creighton only 10 two-point shots compared to a school-record 42 three-point shots.

NEBRASKA	fg-a	3fg-a	ft-a	reb	pf	pts	ast	to	blk	stl	min
Juwan Gary	6-13	2-5	2-2	7	3	16	1	0	0	2	33
Berke Buyuktuncel	4-7	1-3	3-4	9	4	12	2	2	0	2	22
Braxton Meah	0-0	0-0	0-0	6	4	0	0	0	0	1	11
Brice Williams	4-12	0-1	8-8	2	1	16	0	1	0	1	32
Rollie Worster	4-11	0-2	3-4	4	4	11	2	1	0	2	31
Connor Essegian	4-6	1-2	6-9	2	0	15	0	0	0	0	21
Sam Hoiberg	0-1	0-0	0-0	2	3	0	0	0	1	0	15
Ahron Ulis	1-3	0-1	0-1	0	1	2	0	1	0	1	11
Gavin Griffiths	0-1	0-1	0-0	1	0	0	0	1	0	0	4
Andrew Morgan	1-3	0-1	0-2	4	2	2	3	1	0	1	19
Cale Jacobsen	0-0	0-0	0-0	0	0	0	0	0	0	0	1
Team Rebounds				0							
Totals	**24-57**	**4-16**	**22-30**	**37**	**22**	**74**	**8**	**7**	**1**	**10**	**200**
	.421	**.250**	**.733**								

#14 CREIGHTON	fg-a	3fg-a	ft-a	reb	pf	pts	ast	to	blk	stl	min
Isaac Traudt	0-2	0-2	0-0	3	0	0	0	1	0	0	14
Ryan Kalkbrenner	0-1	0-1	4-8	11	4	4	2	1	1	0	39
Steven Ashworth	4-13	4-13	4-4	1	2	16	4	7	0	0	35
Pop Isaacs	5-12	6-8	7-8	4	4	25	1	3	0	1	35
Jamiya Neal	4-8	1-4	1-1	4	2	10	4	2	1	2	35
Jasen Green	0-0	0-0	0-0	0	0	0	0	0	0	1	7
Ty Davis	0-1	0-1	0-0	0	0	0	0	0	0	0	1
Shane Thomas	0-0	0-0	0-0	0	0	0	0	0	0	0	0+
Mason Miller	0-3	0-3	0-0	2	4	0	1	2	0	0	15
Jackson McAndrew	2-6	2-6	2-2	5	2	8	0	0	1	0	18
Fredrick King	0-0	0-0	0-0	1	1	0	0	0	0	0	1
Team Rebounds				3				1			
Totals	**17-52**	**12-42**	**17-23**	**37**	**19**	**63**	**12**	**17**	**3**	**4**	**200**
	.327	**.286**	**.739**								

Officials: Pat Driscoll, James Breeding, Keith Kimble
Technical Fouls: None. **Attendance:** 18,475 (sold out)

Team	1st	2nd	Total	1stFG%	2ndFG%	Total%	Deadball
Nebraska	35	39	74	.462	.387	.421	5
#14 Creighton	24	39	63	.280	.370	.327	3

2024-25 Game-By-Game Box Scores

GAME 6

#21 Creighton (4-2) 53
San Diego State (3-1) 71

Nov. 26, 2024 — MGM Grand Arena — Las Vegas, Nev.

Defining Moment: After Creighton closed within 32-30, SDSU hit a shot at the halftime buzzer and then scored the first five points of the second half.
Key Stat: Jackson McAndrew became Creighton's first freshman with a points/rebound double-double in his first career start since at least 1987-88.

#21 CREIGHTON	fg-a	3fg-a	ft-a	reb	pf	pts	ast	to	blk	stl	min
Jackson McAndrew	4-11	4-11	0-0	14	0	12	0	3	1	0	33
Ryan Kalkbrenner	5-12	0-0	1-3	5	0	11	2	1	5	0	31
Pop Isaacs	7-20	2-10	2-4	1	0	18	5	2	0	1	38
Jamiya Neal	2-9	0-5	1-2	5	3	5	3	3	1	0	32
Ty Davis	0-1	0-1	0-2	0	0	0	2	0	0	0	25
Jasen Green	0-0	0-0	0-0	1	0	0	0	0	0	0	3
Shane Thomas	0-0	0-0	0-0	0	1	0	0	0	0	0	11
Mason Miller	0-2	0-2	0-0	1	1	0	0	0	0	0	11
Fredrick King	3-5	0-0	1-2	4	1	7	0	0	0	0	9
Isaac Traudt	0-2	0-2	0-0	3	0	0	0	0	0	0	7
Team Rebounds				6				1			
Totals	**21-62**	**6-31**	**5-13**	**40**	**6**	**53**	**12**	**10**	**7**	**1**	**200**
	.339	**.194**	**.385**								

SAN DIEGO STATE	fg-a	3fg-a	ft-a	reb	pf	pts	ast	to	blk	stl	min
Magoon Gwath	3-6	1-2	0-0	4	2	7	2	0	2	0	25
Jared Coleman-Jones	2-6	1-1	0-0	2	2	5	1	2	1	2	25
Nick Boyd	3-13	1-4	0-1	6	1	7	5	2	0	2	29
BJ Davis	7-11	3-5	1-2	9	2	18	0	2	1	1	31
Miles Byrd	6-10	2-4	2-2	2	2	16	2	0	2	2	29
Wayne McKinney III	3-7	0-1	0-0	2	3	6	1	0	0	0	20
Pharaoh Compton	3-4	0-0	0-0	4	1	6	0	0	0	1	15
Taj DeGourville	2-4	0-0	0-0	3	1	4	1	1	2	0	13
Miles Heide	1-1	0-0	0-2	3	1	2	1	0	1	0	13
Team Rebounds				5				1			
Totals	**30-62**	**8-17**	**3-7**	**40**	**15**	**71**	**13**	**8**	**9**	**8**	**200**
	.484	**.471**	**.429**								

Officials: James Breeding, Randy Richardson, Lucas Santos
Technical Fouls: None. **Attendance:** 7,602

Team	1st	2nd	Total	1stFG%	2ndFG%	Total%	Deadball
#21 Creighton	28	25	53	.367	.313	.339	2
San Diego State	32	39	71	.441	.536	.484	3

GAME 7

#21 Creighton (4-3) 73
#20 Texas A&M (5-2) 77

Nov. 27, 2024 — MGM Grand Arena — Las Vegas, Nev.

Defining Moment: After Jackson McAndrew made a three-pointer with 57.0 seconds left to give Creighton a 70-69 lead, Texas A&M countered with an 8-1 run to retake the lead and earn the win.
Key Stat: Texas A&M had 14 offensive rebounds in the second half, which it converted into 17 points.

#21 CREIGHTON	fg-a	3fg-a	ft-a	reb	pf	pts	ast	to	blk	stl	min
Jackson McAndrew	5-12	3-9	3-3	2	3	16	0	1	0	0	23
Ryan Kalkbrenner	4-5	0-0	1-2	10	3	9	1	2	5	2	38
Steven Ashworth	4-11	4-9	2-3	1	3	14	1	2	0	0	31
Pop Isaacs	6-15	5-10	8-8	3	2	25	6	4	1	1	38
Jamiya Neal	3-10	1-5	0-0	7	2	7	6	3	2	1	34
Jasen Green	0-2	0-1	0-0	0	1	0	0	0	0	0	9
Ty Davis	0-0	0-0	0-0	0	2	0	0	0	0	1	6
Mason Miller	0-1	0-1	0-0	2	0	0	1	0	0	0	7
Fredrick King	1-2	0-0	0-0	2	0	2	0	0	0	0	2
Isaac Traudt	0-2	0-2	0-0	4	1	0	1	1	0	0	12
Team Rebounds				6				2			
Totals	**23-60**	**13-37**	**14-16**	**37**	**17**	**73**	**16**	**15**	**8**	**5**	**200**
	.383	**.351**	**.875**								

#20 TEXAS A&M	fg-a	3fg-a	ft-a	reb	pf	pts	ast	to	blk	stl	min
Solomon Washington	3-5	1-2	3-3	6	4	10	1	3	0	1	20
Henry Coleman III	8-10	0-0	1-2	9	2	17	1	2	0	1	28
Jace Carter	2-6	0-3	1-2	6	0	5	0	1	0	2	22
Zhuric Phelps	2-15	0-4	3-4	2	4	7	2	1	0	0	28
Wade Taylor IV	7-19	3-9	1-2	5	2	18	4	2	1	0	34
Hayden Hefner	0-0	0-0	0-0	2	1	0	0	0	0	0	9
C.J. Wilcher	0-2	0-2	0-0	0	0	0	0	0	0	0	7
Andersson Garcia	2-7	1-3	5-6	7	1	10	0	0	2	0	22
Pharrel Payne	3-5	0-0	1-2	3	1	7	0	1	2	2	16
Mnny Obaseki	1-2	0-0	1-2	0	3	3	0	0	0	1	14
Team Rebounds				8							
Totals	**28-71**	**5-23**	**16-23**	**48**	**18**	**77**	**8**	**10**	**5**	**7**	**200**
	.394	**.217**	**.696**								

Officials: Jerry Heater, Roger Ayers, Terry Oglesby
Technical Fouls: None. **Attendance:** 6,143

Team	1st	2nd	Total	1stFG%	2ndFG%	Total%	Deadball
#21 Creighton	31	42	73	.324	.462	.383	1
#20 Texas A&M	27	50	77	.296	.455	.394	3

GAME 8

#21 Creighton (5-3) 80
Notre Dame (4-4) 76

Nov. 30, 2024 — MGM Grand Arena — Las Vegas, Nev.

Defining Moment: After Notre Dame briefly grabbed a 53-52 lead (its first since 2-1), Creighton countered with an 11-0 run with all the points by Jamiya Neal (6) and Steven Ashworth (5).
Key Stat: Creighton's bench scored 21 points to end a three-game losing streak in which it had combined for 17 points.

#21 CREIGHTON	fg-a	3fg-a	ft-a	reb	pf	pts	ast	to	blk	stl	min
Jackson McAndrew	1-2	1-2	0-0	4	0	3	0	0	0	0	16
Fredrick King	6-10	0-0	2-3	5	5	14	1	1	4	1	26
Steven Ashworth	4-11	3-8	4-4	1	1	15	6	4	0	1	36
Pop Isaacs	2-5	0-2	2-2	3	0	6	5	1	0	1	26
Jamiya Neal	7-17	4-6	3-4	9	4	21	4	4	2	1	37
Jasen Green	2-3	0-0	0-0	1	2	4	1	0	1	0	14
Ty Davis	2-2	0-0	0-0	1	0	4	0	1	0	0	9
Shane Thomas	1-1	0-0	0-0	1	1	2	1	0	0	0	10
Mason Miller	1-4	1-4	0-0	0	0	3	0	0	0	0	3
Isaac Traudt	2-2	2-2	2-2	6	0	8	1	1	0	0	23
Team Rebounds				1							
Totals	**28-57**	**11-24**	**13-15**	**32**	**13**	**80**	**19**	**12**	**7**	**4**	**200**
	.491	**.458**	**.867**								

NOTRE DAME	fg-a	3fg-a	ft-a	reb	pf	pts	ast	to	blk	stl	min
Tae Davis	5-15	1-3	6-9	2	4	17	5	2	0	1	34
Kebba Njie	3-7	1-2	0-0	6	0	7	1	0	1	0	20
Logan Imes	1-4	0-1	0-0	3	0	2	1	1	0	0	12
Braeden Shrewsberry	7-18	2-7	1-2	4	2	17	1	2	0	2	38
Matt Allocco	4-9	0-2	4-4	3	4	12	4	0	0	1	40
Julian Roper II	0-0	0-0	0-0	4	1	0	1	0	1	2	18
Cole Certa	0-0	0-0	0-0	0	1	0	0	1	0	0	3
Garrett Sundra	4-5	3-4	0-0	4	2	11	1	0	0	0	11
J.R. Konieczny	3-6	2-4	0-0	5	1	8	0	1	1	0	18
Burke Chebuhar	0-0	0-0	0-0	0	0	0	0	0	0	0	2
Nikita Konstantynovski	1-1	0-0	0-0	2	0	2	0	0	0	0	4
Team Rebounds				4				2			
Totals	**28-65**	**9-23**	**11-15**	**37**	**15**	**76**	**14**	**9**	**3**	**6**	**200**
	.431	**.391**	**.733**								

Officials: Roger Ayers, Randy Richardson, Lucas Santos
Technical Fouls: Notre Dame Bench (1). **Attendance:** 5,116

Team	1st	2nd	Total	1stFG%	2ndFG%	Total%	Deadball
#21 Creighton	40	40	80	.516	.462	.491	1
Notre Dame	30	46	76	.361	.517	.431	2

GAME 9

#1 Kansas (7-1) 63
Creighton (6-3) 76

Dec. 4, 2024 — CHI Health Center Omaha — Omaha, Neb.

Defining Moment: Creighton started the game with a 10-2 run and never trailed, knocking off a top-ranked team for the second season in a row.
Key Stat: Creighton became the first team to beat two different AP No. 1 teams by double digits in the same calendar year since Oklahoma did it in back-to-back games in February 1990 (beat Missouri & Kansas).

#1 KANSAS	fg-a	3fg-a	ft-a	reb	pf	pts	ast	to	blk	stl	min
KJ Adams	2-6	0-0	0-0	5	4	4	2	0	1	0	30
Hunter Dickinson	2-4	0-2	2-2	8	3	6	2	1	0	1	25
AJ Storr	4-13	1-3	3-4	3	2	12	0	0	0	1	28
Dajuan Harris Jr.	6-21	3-9	0-0	2	1	15	5	0	0	2	36
Zeke Mayo	5-13	2-4	0-1	2	0	12	2	1	0	1	29
Rakease Passmore	0-1	0-1	0-0	1	3	0	0	2	0	1	11
David Coit	3-9	2-4	0-0	2	0	8	1	0	0	2	21
Flory Bidunga	1-1	0-0	0-0	5	2	2	0	0	0	1	13
Zach Clemence	2-2	0-0	0-1	1	1	4	0	0	0	2	7
Team Rebounds				2				1			
Totals	**25-70**	**8-23**	**5-8**	**31**	**16**	**63**	**12**	**5**	**1**	**11**	**200**
	.357	**.348**	**.625**								

CREIGHTON	fg-a	3fg-a	ft-a	reb	pf	pts	ast	to	blk	stl	min
Jackson McAndrew	1-4	1-4	0-0	4	1	3	1	0	0	0	18
Ryan Kalkbrenner	5-11	0-2	7-8	10	1	17	1	0	1	1	38
Steven Ashworth	5-14	3-9	4-4	8	0	17	6	6	0	0	38
Pop Isaacs	10-15	6-9	1-1	7	0	27	4	5	0	0	39
Jamiya Neal	2-5	0-1	0-0	4	4	4	3	1	1	0	21
Jasen Green	0-0	0-0	0-0	3	0	0	0	0	0	1	8
Ty Davis	0-0	0-0	0-0	0	0	0	0	0	0	0	2
Mason Miller	2-4	2-4	0-2	2	0	6	1	1	0	0	20
Fredrick King	0-0	0-0	2-2	0	0	2	0	0	0	0	2
Isaac Traudt	0-0	0-0	0-0	3	1	0	0	1	0	0	14
Team Rebounds				3				1			
Totals	**25-53**	**12-29**	**14-17**	**44**	**7**	**76**	**16**	**15**	**2**	**2**	**200**
	.472	**.414**	**.824**								

Officials: Tony Padilla, Doug Shows, Matt Potter
Technical Fouls: Kansas Bench (1). **Attendance:** 17,908

Team	1st	2nd	Total	1stFG%	2ndFG%	Total%	Deadball
#1 Kansas	31	32	63	.371	.343	.357	1
Creighton	41	35	76	.519	.423	.472	3

GAME 10

UNLV (4-4) 65
Creighton (7-3) 83

Dec. 7, 2024 — CHI Health Center Omaha — Omaha, Neb.

Defining Moment: Down 22-21 midway through the first half, Creighton went on a 28-5 run.
Key Stat: Just hours after learning that star guard Pop Isaacs would miss the rest of the season, Creighton scored a season-high 33 points off the bench behind 7-for-9 shooting from deep.

UNLV	fg-a	3fg-a	ft-a	reb	pf	pts	ast	to	blk	stl	min
Jalen Hill	0-8	0-3	0-0	1	0	0	2	0	1	2	31
Jacob Bannarbie	2-4	0-0	0-0	3	3	4	0	0	0	0	19
Jeremiah "Bear" Cherry	2-5	0-0	0-0	4	2	4	0	0	0	0	16
Dedan Thomas Jr.	7-16	1-4	3-6	0	0	18	2	2	0	0	37
Julian Rishwain	4-8	2-5	0-0	4	2	10	1	0	0	2	36
Brooklyn Hicks	2-6	0-1	0-0	1	0	4	0	0	0	3	19
Jailen Bedford	8-15	3-7	1-1	3	2	20	2	3	0	3	22
Pape N'Diaye	2-2	1-1	0-0	2	2	5	0	1	1	0	20
Team Rebounds				3				1			
Totals	**27-64**	**7-21**	**4-7**	**21**	**11**	**65**	**7**	**7**	**2**	**10**	**200**
	.422	**.333**	**.571**								

CREIGHTON	fg-a	3fg-a	ft-a	reb	pf	pts	ast	to	blk	stl	min
Mason Miller	0-1	0-0	0-0	2	0	0	0	0	0	0	12
Jackson McAndrew	1-3	0-2	0-0	0	0	2	0	1	0	1	11
Ryan Kalkbrenner	4-5	0-0	4-4	6	0	12	0	1	1	1	26
Steven Ashworth	6-10	3-7	2-2	4	2	17	8	1	0	1	34
Jamiya Neal	7-10	0-2	5-6	9	1	19	9	4	4	1	38
Jasen Green	5-5	2-2	0-0	4	0	12	1	2	0	0	22
Ty Davis	0-2	0-0	0-0	1	0	0	2	2	0	0	11
Shane Thomas	0-1	0-0	0-0	0	1	0	0	0	0	0	4
Sami Osmani	0-0	0-0	0-0	0	0	0	0	0	0	0	1
Josh Townley-Thomas	0-1	0-0	0-0	0	1	0	0	0	0	0	1
Fredrick King	3-3	0-0	0-0	2	1	6	0	1	1	0	13
Isaac Traudt	5-8	5-7	0-0	5	2	15	1	0	0	0	27
Team Rebounds				1				4			
Totals	**31-49**	**10-20**	**11-12**	**34**	**8**	**83**	**21**	**16**	**6**	**4**	**200**
	.633	**.500**	**.917**								

Officials: John Gaffney, Brent Hampton, Nathan Farrell
Technical Fouls: None. **Attendance:** 17,080

Team	1st	2nd	Total	1stFG%	2ndFG%	Total%	Deadball
UNLV	27	38	65	.407	.432	.422	2
Creighton	39	44	83	.522	.731	.633	2



Isaac Traudt

GAME 11

Creighton (7-4) 75
#7 Alabama (8-2) 83

Dec. 14, 2024 — Coleman Coliseum — Tuscaloosa, Ala.

Defining Moment: Alabama trailed 5-4 early before a 23-5 run gave the Crimson Tide its largest lead of the night.
Key Stat: Alabama won the rebound battle 46-32 and snared 17 offensive boards.

CREIGHTON	fg-a	3fg-a	ft-a	reb	pf	pts	ast	to	blk	stl	min
Mason Miller	0-2	0-2	0-0	0	0	0	0	0	0	2	17
Jackson McAndrew	5-9	5-8	1-1	0	4	16	0	0	0	1	19
Ryan Kalkbrenner	8-13	0-2	2-4	7	2	18	2	2	2	1	36
Steven Ashworth	5-13	2-8	8-8	0	4	20	9	4	0	0	39
Jamiya Neal	5-14	1-4	2-3	8	4	13	3	5	0	0	31
Jasen Green	3-6	0-1	0-0	5	2	6	1	1	1	1	26
Ty Davis	0-0	0-0	0-0	0	0	0	0	1	0	0	4
Shane Thomas	0-0	0-0	0-0	0	1	0	0	0	0	0	9
Fredrick King	1-1	0-0	0-0	3	0	2	0	0	0	0	4
Isaac Traudt	0-2	0-2	0-0	3	1	0	1	0	0	1	15
Team Rebounds				6							
Totals	**27-60**	**8-27**	**13-16**	**32**	**18**	**75**	**16**	**13**	**3**	**6**	**200**
	.450	**.296**	**.813**								

#7 ALABAMA	fg-a	3fg-a	ft-a	reb	pf	pts	ast	to	blk	stl	min
Grant Nelson	1-6	0-2	2-3	10	2	4	1	3	0	0	25
Jarin Stevenson	0-3	0-2	0-0	2	0	0	1	0	0	1	16
Clifford Omoruyi	2-3	0-0	4-4	4	2	8	2	0	0	1	24
Labaron Philon	7-11	0-3	2-2	5	2	16	2	4	0	2	24
Mark Sears	8-15	4-7	7-8	6	1	27	4	1	0	1	35
Aden Holloway	2-6	0-4	2-3	1	1	6	0	1	0	1	16
Chris Youngblood	2-6	1-5	0-0	1	1	5	1	1	0	2	16
Mouhamed Dioubate	1-1	0-0	0-1	1	1	2	0	0	0	0	4
Aiden Sherrell	1-9	1-5	0-0	7	1	3	0	0	0	0	10
Derrion Reid	6-10	0-2	0-1	4	3	12	2	0	0	0	21
Houston Mallette	0-0	0-0	0-0	2	1	0	0	0	0	0	9
Team Rebounds				3				1			
Totals	**30-70**	**6-30**	**17-22**	**46**	**15**	**83**	**13**	**11**	**0**	**8**	**200**
	.429	**.200**	**.773**								

Officials: Brian O'Connell, Doug Shows, Joe Lindsay
Technical Fouls: None. **Attendance:** 13,474 (sold out)

Team	1st	2nd	Total	1stFG%	2ndFG%	Total%	Deadball
Creighton	31	44	75	.355	.552	.450	2
#7 Alabama	37	46	83	.385	.484	.429	1

Jackson McAndrew

GAME 12

Creighton (7-5, 0-1) 57
Georgetown (9-2, 1-0) 81

Dec. 18, 2024 — Capital One Arena — Washington, D.C.

Defining Moment: Georgetown went on a 38-13 run spanning halftime after Creighton took a 28-26 lead.
Key Stat: Georgetown's Micah Peavy had 20 points, eight rebounds, eight assists and seven steals.

CREIGHTON	fg-a	3fg-a	ft-a	reb	pf	pts	ast	to	blk	stl	min
Mason Miller	0-2	0-2	0-0	2	1	0	0	1	0	0	17
Jackson McAndrew	5-8	3-6	0-3	4	1	13	0	1	0	3	23
Ryan Kalkbrenner	4-8	2-5	0-2	4	0	10	0	2	3	0	30
Steven Ashworth	7-17	5-12	2-2	2	2	21	4	3	0	1	37
Jamiya Neal	2-8	1-3	0-0	2	1	5	4	3	1	2	26
Jasen Green	0-1	0-1	0-0	5	1	0	0	1	0	0	16
Ty Davis	0-0	0-0	0-0	0	2	0	2	2	0	0	9
Shane Thomas	0-2	0-0	0-0	0	0	0	0	2	0	0	15
Fredrick King	2-3	0-0	1-2	0	0	5	0	0	1	0	10
Isaac Traudt	1-4	1-4	0-0	2	0	3	0	1	0	0	17
Team Rebounds				4							
Totals	**21-53**	**12-33**	**3-9**	**25**	**8**	**57**	**10**	**16**	**5**	**6**	**200**
	.396	**.364**	**.333**								

GEORGETOWN	fg-a	3fg-a	ft-a	reb	pf	pts	ast	to	blk	stl	min
Caleb Williams	3-5	0-0	0-0	8	2	6	3	1	0	1	35
Drew Fielder	3-4	1-1	0-0	2	2	7	0	1	0	0	25
Thomas Sorber	4-14	0-3	0-0	6	3	8	3	2	3	0	32
Micah Peavy	9-16	1-3	1-1	8	3	20	8	4	1	7	35
Jayden Epps	7-12	5-6	2-4	3	1	21	2	4	0	3	32
Drew McKenna	0-0	0-0	0-0	3	1	0	0	0	0	0	7
Curtis Williams Jr.	4-6	2-2	2-2	2	0	12	0	0	0	0	12
Austin Montgomery	0-0	0-0	0-0	0	0	0	0	0	0	0	1
Jordan Burks	3-3	1-1	0-0	5	1	7	1	1	0	1	21
Team Rebounds				2							
Totals	**33-60**	**10-16**	**5-7**	**39**	**13**	**81**	**17**	**13**	**4**	**12**	**200**
	.550	**.625**	**.714**								

Officials: Tony Chiazza, Tim Clougherty, Greg Evans
Technical Fouls: None. **Attendance:** 4,062

Team	1st	2nd	Total	1stFG%	2ndFG%	Total%	Deadball
Creighton	28	29	57	.323	.500	.396	3
Georgetown	34	47	81	.467	.633	.550	0

GAME 13

Villanova (8-5, 1-1) 79
Creighton (8-5, 1-1) 86

Dec. 21, 2024 — CHI Health Center Omaha — Omaha, Neb.

Defining Moment: Creighton made eight straight shots, with five of them from three-point range, during an early barrage that gave it a 24-18 lead.
Key Stat: Steven Ashworth had 20 points and a career-high 11 assists, CU's first 20/11 game since 1985.

VILLANOVA	fg-a	3fg-a	ft-a	reb	pf	pts	ast	to	blk	stl	min
Enoch Boakye	1-3	0-0	0-0	6	1	2	0	0	1	0	20
Eric Dixon	10-17	4-7	3-4	2	4	27	0	0	0	1	34
Jhamir Brickus	7-13	2-3	0-0	2	3	16	4	1	1	0	34
Wooga Poplar	7-12	1-3	4-5	10	1	19	2	0	1	0	36
Jordan Longino	4-12	1-5	0-0	4	1	9	2	0	0	1	35
Josiah Moseley	0-0	0-0	0-0	0	0	0	0	0	0	0	5
Kris Parker	2-2	0-0	0-0	1	2	4	0	0	1	1	11
Tyler Perkins	1-5	0-2	0-0	3	1	2	0	0	0	1	25
Team Rebounds											
Totals	**32-64**	**8-20**	**7-9**	**28**	**13**	**79**	**8**	**1**	**4**	**4**	**200**
	.500	**.400**	**.778**								

CREIGHTON	fg-a	3fg-a	ft-a	reb	pf	pts	ast	to	blk	stl	min
Jasen Green	2-4	1-3	3-4	6	0	8	3	0	0	0	35
Jackson McAndrew	5-11	3-6	0-0	6	1	13	1	0	1	0	24
Ryan Kalkbrenner	10-15	1-2	2-4	5	0	23	1	2	2	0	35
Steven Ashworth	6-11	3-5	5-5	2	1	20	11	4	0	1	39
Jamiya Neal	7-11	6-7	0-0	4	4	20	6	0	1	0	38
Fedor Zugic	0-0	0-0	0-0	2	1	0	0	0	0	0	3
Ty Davis	0-0	0-0	0-0	0	0	0	0	0	0	0	1
Shane Thomas	0-0	0-0	0-0	0	0	0	0	0	0	0	1
Mason Miller	0-1	0-0	0-0	4	1	0	0	1	0	0	14
Fredrick King	1-1	0-0	0-1	0	0	2	0	0	0	0	5
Isaac Traudt	0-2	0-2	0-0	0	0	0	0	0	0	0	5
Team Rebounds				1							
Totals	**31-56**	**14-25**	**10-14**	**30**	**8**	**86**	**22**	**7**	**4**	**1**	**200**
	.554	**.560**	**.714**								

Officials: John Gaffney, Pat Driscoll, Nathan Farrell
Technical Fouls: None. **Attendance:** 17,125

Team	1st	2nd	Total	1stFG%	2ndFG%	Total%	Deadball
Villanova	38	41	79	.500	.500	.500	2
Creighton	40	46	86	.536	.571	.554	2,1

GAME 14

St. John's (11-3, 2-1) 56
Creighton (9-5, 2-1) 57

Dec. 31, 2024 — CHI Health Center Omaha — Omaha, Neb.

Defining Moment: After a turnover with 13 seconds left, Creighton's defense forced a pair of misses to beat St. John's by one point at home for the second straight year.
Key Stat: Creighton won its 300th game ever at CHI Health Center Omaha on the same night Ryan Kalkbrenner became the BIG EAST's first player ever with 1,000 points, 500 rebounds and 200 blocks in league play.

ST. JOHN'S	fg-a	3fg-a	ft-a	reb	pf	pts	ast	to	blk	stl	min
Zuby Ejiofor	6-9	2-3	2-2	8	4	16	2	0	1	2	32
Kadary Richmond	4-10	0-0	1-3	6	0	9	1	0	1	3	35
Deivon Smith	5-13	0-1	0-0	2	2	10	1	3	1	4	33
Simeon Wilcher	3-11	0-0	0-0	1	2	6	1	3	0	0	34
RJ Luis	4-15	0-2	0-0	4	2	8	2	1	1	1	31
Aaron Scott	1-6	0-3	1-1	4	2	3	1	1	0	1	18
Vincent Iwuchukwu	2-2	0-0	0-0	2	2	4	0	0	0	0	8
Jaiden Glover	0-2	0-0	0-0	0	0	0	0	1	0	0	9
Team Rebounds				7							
Totals	**25-68**	**2-9**	**4-6**	**34**	**14**	**56**	**8**	**9**	**4**	**11**	**200**
	.368	**.222**	**.667**								

CREIGHTON	fg-a	3fg-a	ft-a	reb	pf	pts	ast	to	blk	stl	min
Jasen Green	1-3	0-1	0-0	1	0	2	1	1	2	0	23
Jackson McAndrew	2-9	1-6	0-0	6	2	5	0	1	0	1	16
Ryan Kalkbrenner	8-12	0-0	0-1	9	0	16	1	3	5	1	38
Steven Ashworth	6-18	4-10	2-2	5	1	18	4	10	0	3	39
Jamiya Neal	2-6	1-5	1-2	9	3	6	7	2	0	1	36
Fedor Zugic	0-1	0-0	0-0	0	0	0	1	0	0	0	6
Shane Thomas	0-0	0-0	0-0	1	0	0	0	0	0	0	1
Mason Miller	0-0	0-0	0-0	2	1	0	0	0	0	0	18
Fredrick King	0-0	0-0	1-2	0	1	1	0	0	0	0	2
Isaac Traudt	3-4	3-4	0-0	4	1	9	0	0	0	0	21
Team Rebounds				4				2			
Totals	**22-53**	**9-26**	**4-7**	**41**	**9**	**57**	**14**	**19**	**7**	**6**	**200**
	.415	**.346**	**.571**								

Officials: Brian O'Connell, Roger Ayers, Matt Potter
Technical Fouls: None. **Attendance:** 17,466 (sold out)

Team	1st	2nd	Total	1stFG%	2ndFG%	Total%	Deadball
St. John'	28	28	56	.343	.394	.368	1
Creighton	26	31	57	.345	.500	.415	3

2024-25 Game-By-Game Box Scores

GAME 15

Creighton (9-6, 2-2) 71
#8 Marquette (13-2, 4-0) 79

Jan. 3, 2025 — Fiserv Forum — Milwaukee, Wis.

Defining Moment: After a 10-0 run gave Creighton its largest lead at 35-27, Marquette responded with a 16-0 run spanning halftime to take the lead for good.
Key Stat: Marquette turned Creighton's 12 turnovers into 21 points.

CREIGHTON	fg-a	3fg-a	ft-a	reb	pf	pts	ast	to	blk	stl	min
Jasen Green	1-3	0-1	0-0	6	2	2	1	2	0	0	26
Jackson McAndrew	4-9	2-6	0-0	6	2	10	0	1	0	0	19
Ryan Kalkbrenner	4-11	0-0	8-11	12	3	16	1	3	0	0	33
Steven Ashworth	4-18	1-13	4-4	4	2	13	10	1	0	2	39
Jamiya Neal	5-8	2-4	3-4	4	2	15	4	2	2	2	36
Fedor Zugic	1-1	1-1	0-0	0	0	3	0	2	0	0	1
Shane Thomas	0-0	0-0	0-0	0	0	0	0	0	0	0	3
Mason Miller	1-4	0-3	1-2	5	0	3	1	1	0	0	14
Fredrick King	2-2	0-0	0-1	2	0	4	0	0	0	0	7
Isaac Traudt	2-4	1-3	0-0	0	1	5	1	0	0	0	22
Team Rebounds				2							
Totals	**24-60**	**7-31**	**16-22**	**41**	**12**	**71**	**18**	**12**	**2**	**4**	**200**
	.400	**.226**	**.727**								

#8 MARQUETTE	fg-a	3fg-a	ft-a	reb	pf	pts	ast	to	blk	stl	min
Ben Gold	2-3	2-3	2-3	6	2	8	1	2	2	0	28
David Joplin	4-8	1-4	2-2	6	3	11	2	1	2	1	31
Kam Jones	8-22	2-6	4-4	9	1	22	5	2	0	2	37
Chase Ross	2-4	1-2	0-0	3	4	5	2	2	0	0	33
Stevie Mitchell	7-17	2-9	2-2	6	3	18	2	0	0	3	29
Tre Norman	0-0	0-0	0-0	0	0	0	0	0	0	0	4
Zaide Lowery	2-7	1-6	0-0	1	2	5	0	0	0	0	13
Damarius Owens	1-3	0-0	0-0	3	0	2	1	0	0	0	12
Royce Parham	3-6	2-4	0-0	1	1	8	0	0	1	1	12
Caedin Hamilton	0-0	0-0	0-0	0	0	0	0	0	0	0	1
Team Rebounds				3							
Totals	**29-70**	**11-34**	**10-11**	**38**	**16**	**79**	**13**	**7**	**5**	**7**	**200**
	.414	**.324**	**.909**								

Officials: James Breeding, Brent Hampton, Tim Clougherty
Technical Fouls: None. **Attendance:** 17,756

Team	1st	2nd	Total	1stFG%	2ndFG%	Total%	Deadball
Creighton	35	36	71	.414	.387	.400	2
#8 Marquette	39	40	79	.429	.400	.414	1,2

GAME 16

Creighton (10-6, 3-2) 80
Butler (7-10, 0-6) 76

Jan. 11, 2025 — Hinkle Fieldhouse — Indianapolis, Ind.

Defining Moment: After Butler went ahead 52-49 with 14:03 left, Creighton went on a 21-6 run over the next six minutes, making 9-of-12 shots in that span.
Key Stat: Bluejay seniors Ryan Kalkbrenner, Steven Ashworth and Jamiya Neal combined to score 32 of Creighton's 37 points in the second half and 62-of-80 points overall for the game.

CREIGHTON	fg-a	3fg-a	ft-a	reb	pf	pts	ast	to	blk	stl	min
Jasen Green	1-1	0-0	0-0	3	0	2	1	0	0	0	19
Jackson McAndrew	4-7	4-7	0-0	1	2	12	2	0	0	1	24
Ryan Kalkbrenner	11-17	3-5	1-2	9	0	26	0	1	6	3	34
Steven Ashworth	8-20	1-8	5-6	12	2	22	9	4	0	1	40
Jamiya Neal	7-16	0-4	0-1	5	0	14	3	1	0	1	38
Fedor Zugic	0-1	0-0	0-0	0	1	0	1	0	1	0	6
Mason Miller	0-0	0-0	0-0	1	2	0	0	0	0	0	17
Fredrick King	1-2	0-0	0-0	1	1	2	0	0	0	0	6
Isaac Traudt	1-1	0-0	0-0	1	1	2	0	0	0	0	16
Team Rebounds				3				1			
Totals	**33-65**	**8-24**	**6-9**	**36**	**9**	**80**	**16**	**7**	**7**	**6**	**200**
	.508	**.333**	**.667**								

BUTLER	fg-a	3fg-a	ft-a	reb	pf	pts	ast	to	blk	stl	min
Jahmyl Telfort	4-11	1-4	0-3	5	4	9	5	2	0	1	36
Pierre Brooks	7-13	0-3	0-0	7	1	14	0	2	0	0	32
Patrick McCaffrey	7-13	3-7	4-4	7	0	21	0	2	0	0	35
Andre Screen	2-5	0-0	2-3	4	1	6	3	0	0	0	21
Kolby King	1-4	0-2	0-0	2	3	2	2	0	0	0	18
Evan Haywood	0-0	0-0	0-0	0	0	0	0	0	0	0	4
Finley Bizjack	4-6	1-2	2-2	2	2	11	3	0	0	2	22
Landon Moore	0-2	0-1	0-0	0	2	0	1	0	1	0	13
Boden Kapke	5-9	3-6	0-0	3	1	13	3	1	0	0	19
Team Rebounds				3							
Totals	**30-63**	**8-25**	**8-12**	**33**	**14**	**76**	**17**	**7**	**1**	**3**	**200**
	.476	**.320**	**.667**								

Officials: Pat Driscoll, John Gaffney, Greg Evans
Technical Fouls: None. **Attendance:** 8,134

Team	1st	2nd	Total	1stFG%	2ndFG%	Total%	Deadball
Creighton	43	37	80	.474	.556	.508	0
Butler	43	33	76	.576	.367	.476	2,1

GAME 17

Providence (9-9, 3-4) 64
Creighton (11-6, 4-2) 84

Jan. 14, 2025 — CHI Health Center Omaha — Omaha, Neb.

Defining Moment: After Providence drew within 46-42 with 17:46 remaining, Isaac Traudt made four three-pointers in CU's next seven possessions to help the Bluejays build a 61-48 lead.
Key Stat: Creighton made 14-of-32 three-pointers while Providence shot 4-of-20 from deep.

PROVIDENCE	fg-a	3fg-a	ft-a	reb	pf	pts	ast	to	blk	stl	min
Ryan Mela	4-6	0-0	2-3	7	4	10	3	2	0	1	24
Oswin Erhunmwunse	4-5	0-0	0-0	8	2	8	0	2	3	1	24
Wesley Cardet	4-8	1-2	1-1	2	0	10	0	2	0	1	25
Jayden Pierre	2-9	1-4	2-2	2	2	7	1	3	0	0	30
Corey Floyd Jr.	5-11	0-1	0-0	8	2	10	2	1	0	1	30
Christ Essandoko	3-7	1-2	0-0	3	0	7	0	0	0	0	7
Jabri Abdur-Rahim	0-3	0-2	3-3	0	1	3	1	0	0	2	18
Justyn Fernandez	2-5	1-4	0-0	2	0	5	0	0	1	1	11
Anton Bonke	0-0	0-0	0-0	0	1	0	0	0	0	0	2
Bensley Joseph	1-10	0-3	0-0	2	1	2	1	1	0	0	22
Eli DeLaurier	1-4	0-2	0-0	2	1	2	0	1	0	0	7
Team Rebounds				4							
Totals	**26-68**	**4-20**	**8-9**	**40**	**14**	**64**	**8**	**12**	**4**	**7**	**200**
	.382	**.200**	**.889**								

CREIGHTON	fg-a	3fg-a	ft-a	reb	pf	pts	ast	to	blk	stl	min
Jasen Green	2-5	0-2	0-0	3	2	4	2	1	1	0	20
Jackson McAndrew	1-5	1-4	0-0	1	3	3	0	0	0	0	18
Ryan Kalkbrenner	8-12	2-4	2-4	10	0	20	3	0	6	0	34
Steven Ashworth	8-19	4-10	0-0	3	1	20	6	5	0	0	38
Jamiya Neal	2-8	1-4	3-6	6	1	8	3	3	0	4	38
Fedor Zugic	3-4	0-1	0-1	2	0	6	1	0	0	0	8
Ty Davis	0-0	0-0	0-0	1	0	0	0	0	0	0	2
Shane Thomas	0-0	0-0	0-0	1	0	0	0	0	0	0	1
Mason Miller	3-4	2-3	0-0	4	1	8	0	0	0	1	14
Fredrick King	1-1	0-0	0-0	1	0	2	0	1	0	1	6
Isaac Traudt	4-4	4-4	1-1	1	0	13	0	0	0	0	21
Team Rebounds				2							
Totals	**32-62**	**14-32**	**6-12**	**35**	**8**	**84**	**15**	**10**	**7**	**6**	**200**
	.516	**.438**	**.500**								

Officials: Michael Roberts, Roger Ayers, Nathan Hall
Technical Fouls: None. **Attendance:** 17,063

Team	1st	2nd	Total	1stFG%	2ndFG%	Total%	Deadball
Providence	34	30	64	.424	.343	.382	1
Creighton	43	41	84	.548	.484	.516	3

GAME 18

Creighton (12-6, 5-2) 68
#14 Connecticut (13-5, 5-2) 63

Jan. 18, 2025 — Harry A. Gampel Pavilion — Storrs, Conn.

Defining Moment: Creighton made 8-of-8 free throws in the final 92 seconds to hold off the two-time defending national champs and snap the Huskies 28-game home win streak.
Key Stat: Creighton picked up a second Top 25 win for the 10th straight season while winning its eighth straight game on FOX.

CREIGHTON	fg-a	3fg-a	ft-a	reb	pf	pts	ast	to	blk	stl	min
Jasen Green	1-2	0-1	0-0	2	1	2	0	2	1	0	14
Jackson McAndrew	1-5	1-4	0-0	1	0	3	0	0	0	0	18
Ryan Kalkbrenner	5-11	0-2	6-6	10	2	16	3	1	2	1	39
Steven Ashworth	3-8	2-6	4-4	6	3	12	9	3	0	0	40-
Jamiya Neal	10-16	3-5	1-2	4	0	24	1	3	0	0	40
Shane Thomas	0-0	0-0	0-0	0	1	0	0	0	0	0	0+
Mason Miller	0-0	0-0	0-0	1	1	0	1	0	0	0	26
Fredrick King	0-0	0-0	0-0	0	0	0	0	0	0	0	1
Isaac Traudt	3-6	2-5	3-3	2	0	11	0	0	0	1	22
Team Rebounds				2				1			
Totals	**23-48**	**8-23**	**14-15**	**28**	**8**	**68**	**14**	**10**	**3**	**2**	**200**
	.479	**.348**	**.933**								

#14 CONNECTICUT	fg-a	3fg-a	ft-a	reb	pf	pts	ast	to	blk	stl	min
Jaylin Stewart	6-9	2-4	0-0	1	4	14	0	0	0	0	30
Alex Karaban	3-12	0-3	2-2	3	3	8	1	1	3	0	39
Samson Jonson	2-2	0-0	3-3	3	3	7	5	3	0	1	25
Solo Ball	6-11	3-5	0-0	2	1	15	1	0	0	0	34
Hassan Diarra	7-13	1-5	0-0	6	1	15	7	0	1	1	37
Ahmad Nowell	0-0	0-0	0-0	1	0	0	0	0	0	0	3
Tarris Reed Jr.	0-3	0-0	0-0	4	3	0	2	2	1	0	15
Aidan Mahaney	2-8	0-2	0-0	0	1	4	0	0	0	0	9
Jayden Ross	0-0	0-0	0-0	0	1	0	0	0	0	0	8
Team Rebounds				5				2			
Totals	**26-58**	**6-19**	**5-5**	**25**	**17**	**63**	**16**	**8**	**5**	**2**	**200**
	.448	**.316**	**1.000**								

Officials: Tim Clougherty, Matt Potter, James Breeding
Technical Fouls: None. **Attendance:** 10,299 (sold out)

Team	1st	2nd	Total	1stFG%	2ndFG%	Total%	Deadball
Creighton	35	33	68	.429	.550	.479	2,2
#14 Connecticut	28	35	63	.481	.419	.448	1

Jamiya Neal

GAME 19

Creighton (13-6, 6-2) 73
DePaul (10-10, 1-8) 49

Jan. 21, 2025 — Wintrust Arena — Chicago, Ill.

Defining Moment: Creighton expanded its 31-19 halftime lead with an 8-2 run out of the halftime break in its wire-to-wire win.
Key Stat: Creighton won its 21st straight game over DePaul and has now won at DePaul in 12 straight seasons.

CREIGHTON	fg-a	3fg-a	ft-a	reb	pf	pts	ast	to	blk	stl	min
Jasen Green	3-3	1-1	0-0	0	0	7	1	1	0	1	13
Jackson McAndrew	4-7	1-3	0-0	6	1	9	0	2	0	1	23
Ryan Kalkbrenner	3-5	0-1	7-8	8	2	13	2	1	4	0	26
Steven Ashworth	3-6	1-4	2-2	3	1	9	4	3	0	1	27
Jamiya Neal	5-10	2-5	2-2	7	3	14	2	3	0	3	29
Fedor Zugic	2-6	1-3	3-4	2	0	8	2	1	0	0	16
Ty Davis	0-0	0-0	1-2	1	2	1	2	2	0	0	12
Shane Thomas	0-0	0-0	0-0	3	1	0	1	0	0	0	6
Mason Miller	0-1	0-1	0-0	1	0	0	3	0	1	0	17
Sami Osmani	1-2	0-0	0-0	1	1	2	1	0	0	0	3
Josh Townley-Thomas	1-2	0-0	0-0	1	1	2	0	0	0	0	2
Fredrick King	3-5	0-0	0-2	4	0	6	1	1	0	1	12
Isaac Traudt	0-1	0-1	2-2	5	0	2	0	0	0	0	14
Team Rebounds				1							
Totals	**25-48**	**6-19**	**17-22**	**43**	**12**	**73**	**19**	**14**	**5**	**7**	**200**
	.521	**.316**	**.773**								

DEPAUL	fg-a	3fg-a	ft-a	reb	pf	pts	ast	to	blk	stl	min
Troy D'Amico	0-1	0-0	0-0	2	1	0	0	0	0	0	21
David Skogman	2-8	0-3	0-0	5	2	4	0	2	0	1	21
Conor Enright	0-4	0-2	0-0	1	4	0	2	1	0	1	28
CJ Gunn	5-13	0-4	1-2	5	4	11	2	0	1	1	24
Jacob Meyer	0-5	0-2	1-2	1	1	1	0	1	0	2	18
Isaiah Rivera	3-10	2-7	0-0	3	1	8	3	0	0	2	23
Layden Blocker	5-10	0-1	5-6	4	0	15	3	4	0	3	27
Chris Riddle	0-0	0-0	0-0	0	0	0	0	0	0	0	3
JJ Traynor	1-5	1-2	0-0	1	2	3	0	1	0	1	14
Thaco Pierre-Justin	0-1	0-1	0-0	0	0	0	0	0	0	0	2
David Thomas	1-2	0-0	1-3	0	0	3	0	0	0	0	6
N.J. Benson	2-4	0-1	0-0	4	2	4	0	0	0	1	13
Team Rebounds				4							
Totals	**19-63**	**3-23**	**8-13**	**30**	**17**	**49**	**10**	**9**	**1**	**12**	**200**
	.302	**.130**	**.615**								

Officials: Brent Hampton, Justin Albrecht, Joe Lindsay
Technical Fouls: None. **Attendance:** 3,729

Team	1st	2nd	Total	1stFG%	2ndFG%	Total%	Deadball
Creighton	31	42	73	.385	.682	.521	2
DePaul	19	30	49	.222	.407	.302	2

GAME 20

Seton Hall (6-14, 1-8) 54
Creighton (14-6, 7-2) 79

Jan. 25, 2025 CHI Health Center Omaha Omaha, Neb.

Defining Moment: Creighton turned a 28-20 deficit into a 47-34 lead against a Seton Hall team missing its top two scorers.
Key Stat: With nine rebounds today, Ryan Kalkbrenner became the third player in Creighton history to reach both 2,000 points and 1,000 rebounds in his career.

SETON HALL	fg-a	3fg-a	ft-a	reb	pf	pts	ast	to	blk	stl	min
Prince Aligbe	6-8	0-0	0-0	1	0	12	0	1	1	0	28
Godswill Erheriene	1-4	0-0	0-0	3	3	2	0	1	0	0	15
Scotty Middleton	3-9	1-3	0-0	3	3	7	0	1	1	1	29
Jahseem Felton	2-11	1-2	0-0	4	2	5	0	1	0	0	28
Garwey Dual	4-10	0-2	2-2	4	0	10	5	2	0	3	38
Dylan Addae-Wusu	2-2	1-1	0-0	1	2	5	1	3	0	3	15
David Tubek	2-3	0-1	1-2	2	3	5	1	0	0	2	15
Yacine Toumi	0-3	0-0	0-0	1	3	0	2	0	0	0	14
Emmanuel Okorafor	3-4	0-0	2-2	4	1	8	0	1	0	0	18
Team Rebounds				3				1			
Totals	**23-54**	**3-9**	**5-6**	**26**	**17**	**54**	**9**	**11**	**2**	**9**	**200**
	.426	**.333**	**.833**								

CREIGHTON	fg-a	3fg-a	ft-a	reb	pf	pts	ast	to	blk	stl	min
Jasen Green	2-4	1-2	0-0	4	0	5	1	1	0	1	19
Jackson McAndrew	2-7	1-6	0-0	2	2	5	1	1	0	0	17
Ryan Kalkbrenner	9-10	0-1	5-7	9	0	23	3	1	3	2	32
Steven Ashworth	6-9	5-8	0-0	2	2	17	9	3	0	0	33
Jamiya Neal	1-5	0-2	1-1	1	2	3	1	2	1	1	26
Fedor Zugic	3-5	2-4	1-2	2	1	9	2	1	0	0	17
Ty Davis	1-1	0-0	0-0	1	1	2	0	1	0	1	7
Shane Thomas	0-0	0-0	0-0	0	0	0	0	0	1	0	4
Mason Miller	0-1	0-1	2-2	0	1	2	2	0	0	0	13
Sami Osmani	0-1	0-0	1-2	2	0	1	0	1	0	0	2
Josh Townley-Thomas	0-0	0-0	0-0	0	0	0	0	0	0	0	2
Fredrick King	0-1	0-0	2-2	2	0	2	0	0	1	0	8
Isaac Traudt	4-4	2-2	0-1	2	0	10	0	1	0	0	20
Team Rebounds				2							
Totals	**28-48**	**11-26**	**12-17**	**29**	**9**	**79**	**19**	**12**	**6**	**5**	**200**
	.583	**.423**	**.706**								

Officials: Jeffery Clark, Evon Burroughs, Ed Corliss
Technical Fouls: None. **Attendance:** 18,430 (sold out)

Team	1st	2nd	Total	1stFG%	2ndFG%	Total%	Deadball
Seton Hall	34	20	54	.577	.286	.426	1
Creighton	38	41	79	.600	.565	.583	1

GAME 21

Xavier (13-9, 5-6) 77
Creighton (15-6, 8-2) 86

Jan. 29, 2025 CHI Health Center Omaha Omaha, Neb.

Defining Moment: Creighton held a narrow 69-67 lead with 6:25 left before back-to-back three-pointers by Jamiya Neal and back-to-back three-pointers by Isaac Traudt helped extend the lead to 81-71 less than three minutes later.
Key Stat: Ryan Kalkbrener became the winningest player in program history as he moved into second on Creighton's all-time scoring list and fourth on the rebound list.

XAVIER	fg-a	3fg-a	ft-a	reb	pf	pts	ast	to	blk	stl	min
Dailyn Swain	4-13	0-2	3-4	6	1	11	2	1	3	2	36
Zach Freemantle	6-12	2-5	2-2	6	4	16	3	0	1	0	24
Marcus Foster	0-4	0-2	2-2	6	2	2	0	0	0	1	26
Ryan Conwell	7-15	4-8	2-3	1	3	20	3	0	0	1	35
Dayvion McKnight	4-7	0-0	0-0	1	1	8	2	3	0	2	31
Jerome Hunter	1-1	0-0	0-0	2	2	2	0	2	0	0	7
Dante Maddox Jr.	1-7	1-4	2-2	2	1	5	1	1	0	2	22
John Hugley IV	5-7	2-3	1-4	6	1	13	0	1	0	0	19
Team Rebounds				2							
Totals	**28-66**	**9-24**	**12-17**	**32**	**15**	**77**	**11**	**8**	**4**	**8**	**200**
	.424	**.375**	**.706**								

CREIGHTON	fg-a	3fg-a	ft-a	reb	pf	pts	ast	to	blk	stl	min
Jasen Green	1-2	0-1	3-3	2	0	5	0	1	0	0	16
Jackson McAndrew	1-4	0-2	0-1	7	0	2	3	0	0	0	19
Ryan Kalkbrenner	12-17	2-2	3-4	9	3	29	3	1	1	0	32
Steven Ashworth	3-11	3-7	6-6	5	0	15	8	7	0	1	40
Jamiya Neal	5-11	3-6	3-5	6	5	16	6	1	2	0	34
Fedor Zugic	1-3	1-3	0-0	0	1	3	1	1	1	0	20
Mason Miller	0-0	0-0	0-0	0	0	0	0	1	0	0	9
Fredrick King	2-2	0-0	0-0	1	1	4	0	0	1	0	8
Isaac Traudt	5-7	2-4	0-0	3	1	12	0	0	0	0	22
Team Rebounds				3				1			
Totals	**30-57**	**11-25**	**15-19**	**36**	**11**	**86**	**21**	**13**	**5**	**1**	**200**
	.526	**.440**	**.789**								

Officials: Doug Shows, Nathan Farrell, Tony Henderson
Technical Fouls: None. **Attendance:** 17,056

Team	1st	2nd	Total	1stFG%	2ndFG%	Total%	Deadball
Xavier	35	42	77	.438	.412	.424	4
Creighton	40	46	86	.457	.636	.526	2

GAME 22

Creighton (16-6, 9-2) 62
Villanova (12-10, 5-6) 60

Feb. 1, 2025 Wells Fargo Center Philadelphia, Pa.

Defining Moment: Steven Ashworth banked in a corner three-pointer with 5.8 seconds left just 10 seconds after his turnover helped Villanova take a 60-59 lead.
Key Stat: Creighton had a 14-2 lead in second-chance points, including Ashworth's game-winning trifecta.

CREIGHTON	fg-a	3fg-a	ft-a	reb	pf	pts	ast	to	blk	stl	min
Jasen Green	1-2	0-1	1-2	2	2	3	2	4	2	0	32
Jackson McAndrew	3-6	2-4	0-0	5	3	8	0	1	0	0	24
Ryan Kalkbrenner	9-11	0-1	4-5	8	1	22	2	0	1	0	39
Steven Ashworth	4-9	3-7	2-2	7	2	13	7	4	0	1	32
Jamiya Neal	6-15	1-7	0-3	9	3	13	2	5	0	1	40
Fedor Zugic	0-2	0-2	0-0	4	0	0	0	1	0	0	7
Ty Davis	1-2	0-1	1-2	1	0	3	1	1	0	0	8
Mason Miller	0-0	0-0	0-0	0	0	0	0	0	0	0	1
Fredrick King	0-0	0-0	0-0	1	0	0	0	0	0	0	1
Isaac Traudt	0-4	0-3	0-0	1	3	0	0	1	0	0	16
Team Rebounds				2				1			
Totals	**24-51**	**6-26**	**8-14**	**40**	**14**	**62**	**14**	**18**	**3**	**2**	**200**
	.471	**.231**	**.571**								

VILLANOVA	fg-a	3fg-a	ft-a	reb	pf	pts	ast	to	blk	stl	min
Enoch Boakye	0-1	0-0	0-0	3	2	0	0	0	0	1	18
Eric Dixon	5-14	1-5	6-7	5	1	17	2	1	0	1	37
Jhamir Brickus	2-8	0-3	0-0	1	4	4	4	3	0	1	27
Wooga Poplar	10-17	1-2	3-3	4	3	24	0	1	0	5	25
Jordan Longino	4-11	0-2	0-0	2	3	8	1	0	0	1	39
Kris Parker	0-2	0-2	0-0	2	1	0	0	0	0	0	7
Tyler Perkins	1-2	0-1	2-2	3	1	4	0	0	0	3	32
Jordann Dumont	1-3	1-2	0-0	5	1	3	0	0	0	1	15
Team Rebounds				3				1			
Totals	**23-58**	**3-17**	**11-12**	**28**	**16**	**60**	**7**	**6**	**0**	**13**	**200**
	.397	**.176**	**.917**								

Officials: Michael Roberts, Brent Hampton, Tim Clougherty
Technical Fouls: None. **Attendance:** 13,124

Team	1st	2nd	Total	1stFG%	2ndFG%	Total%	Deadball
Creighton	29	33	62	.423	.520	.471	1
Villanova	29	31	60	.355	.444	.397	0

Steven Ashworth

GAME 23

Creighton (17-6, 10-2) 80
Providence (11-12, 5-7) 69

Feb. 5, 2025 Amica Mutual Pavilion Providence, R.I.

Defining Moment: Ryan Kalkbrenner scored 33 of his 35 points after picking up the first technical foul of his career with 8:09 left in the first half.
Key Stat: The senior trio of Ryan Kalkbrenner, Steven Ashworth and Jamiya Neal scored 47 of Creighton's final 50 points.

CREIGHTON	fg-a	3fg-a	ft-a	reb	pf	pts	ast	to	blk	stl	min
Jasen Green	1-4	1-3	0-0	2	1	3	0	0	1	0	12
Jackson McAndrew	2-6	2-5	0-0	4	0	6	0	0	0	0	25
Ryan Kalkbrenner	13-23	2-5	7-10	12	2	35	0	0	2	3	36
Steven Ashworth	7-15	3-9	6-6	6	1	23	6	3	0	0	40-
Jamiya Neal	3-8	0-3	3-3	5	3	9	6	2	2	2	37
Fedor Zugic	0-6	0-4	0-0	4	1	0	0	0	0	1	22
Shane Thomas	0-0	0-0	0-0	0	0	0	0	0	0	0	0+
Mason Miller	0-1	0-1	0-0	1	0	0	1	0	0	0	9
Fredrick King	1-1	0-0	0-0	0	0	2	0	0	0	0	4
Isaac Traudt	0-1	0-1	2-2	1	2	2	0	0	0	0	15
Team Rebounds				4				1			
Totals	**27-65**	**8-31**	**18-21**	**39**	**10**	**80**	**13**	**6**	**5**	**6**	**200**
	.415	**.258**	**.857**								

PROVIDENCE	fg-a	3fg-a	ft-a	reb	pf	pts	ast	to	blk	stl	min
Rich Barron	4-10	3-8	0-0	6	0	11	0	0	0	1	33
Oswin Erhunmwunse	3-5	0-0	0-0	6	4	6	1	1	0	0	17
Jayden Pierre	5-12	3-5	1-2	4	2	14	5	4	1	0	39
Bensley Joseph	3-9	2-4	0-0	0	4	8	2	2	0	2	19
Corey Floyd Jr.	7-15	1-3	1-2	10	1	16	1	0	1	1	40-
Christ Essandoko	0-1	0-1	0-0	3	1	0	3	1	0	0	11
Justyn Fernandez	1-2	0-0	0-0	0	0	2	0	1	0	0	4
Anton Bonke	0-0	0-0	0-0	0	0	0	0	0	0	0	2
Ryan Mela	2-9	1-3	2-2	6	0	7	0	1	0	0	25
Eli DeLaurier	2-3	1-2	0-0	2	5	5	0	0	1	0	10
Team Rebounds				2							
Totals	**27-66**	**11-26**	**4-6**	**39**	**17**	**69**	**12**	**10**	**3**	**4**	**200**
	.409	**.423**	**.667**								

Officials: James Breeding, Matt Potter, Tony Henderson
Technical Fouls: Ryan Kalkbrenner (1), Oswin Erhunmwunse (1). **Attendance:** 11,726

Team	1st	2nd	Total	1stFG%	2ndFG%	Total%	Deadball
Creighton	40	40	80	.412	.419	.415	1,1
Providence	39	30	69	.455	.364	.409	2

GAME 24

#11 Marquette (18-6, 9-4) 67
Creighton (18-6, 11-2) 77

Feb. 8, 2025 CHI Health Center Omaha Omaha, Neb.

Defining Moment: Creighton closed the game on a 22-11 run, with Jamiya Neal scoring 10 of those.
Key Stat: Creighton set program records with their ninth straight BIG EAST win and 10th straight BIG EAST home victory.

#11 MARQUETTE	fg-a	3fg-a	ft-a	reb	pf	pts	ast	to	blk	stl	min
Ben Gold	0-1	0-0	0-0	2	0	0	1	1	0	0	17
David Joplin	8-22	4-10	2-2	8	2	22	0	1	0	0	38
Kam Jones	11-19	3-7	2-2	4	2	27	6	1	0	0	37
Chase Ross	1-4	0-1	0-0	4	3	2	0	1	1	2	24
Stevie Mitchell	4-14	2-10	0-0	2	2	10	1	0	0	1	20
Tre Norman	0-2	0-2	0-0	0	0	0	0	0	0	0	2
Zaide Lowery	1-4	1-1	0-0	5	2	3	0	0	0	1	25
Damarius Owens	0-2	0-1	0-0	1	1	0	1	0	0	0	15
Royce Parham	1-4	1-4	0-0	7	3	3	1	1	0	2	22
Team Rebounds				4							
Totals	**26-72**	**11-36**	**4-4**	**37**	**15**	**67**	**10**	**5**	**1**	**6**	**200**
	.361	**.306**	**1.000**								

CREIGHTON	fg-a	3fg-a	ft-a	reb	pf	pts	ast	to	blk	stl	min
Jasen Green	3-5	0-0	2-2	7	1	8	1	0	2	0	33
Jackson McAndrew	1-6	1-5	0-0	4	0	3	0	0	0	0	24
Ryan Kalkbrenner	8-9	1-1	2-4	7	1	19	1	0	4	0	36
Steven Ashworth	7-11	6-9	2-2	1	0	22	7	5	0	0	40-
Jamiya Neal	6-11	2-6	0-0	6	4	14	4	3	0	0	27
Fedor Zugic	1-2	0-0	4-4	2	0	6	0	0	0	0	12
Shane Thomas	0-0	0-0	0-0	0	0	0	0	0	0	0	0+
Mason Miller	0-1	0-1	0-0	1	1	0	0	0	0	0	8
Fredrick King	0-0	0-0	0-0	0	0	0	0	0	0	0	4
Isaac Traudt	1-6	1-6	2-2	2	0	5	2	0	0	1	16
Team Rebounds				4							
Totals	**27-51**	**11-28**	**12-14**	**34**	**7**	**77**	**15**	**8**	**6**	**1**	**200**
	.529	**.393**	**.857**								

Officials: Brian O'Connell, Pat Driscoll, Nathan Farrell
Technical Fouls: None. **Attendance:** 18,185 (sold out)

Team	1st	2nd	Total	1stFG%	2ndFG%	Total%	Deadball
#11 Marquette	36	31	67	.361	.361	.361	0
Creighton	43	34	77	.556	.500	.529	1

GAME 25

Connecticut (17-7, 9-4) 70
#24 Creighton (18-7, 11-3) 66

Feb. 11, 2025 CHI Health Center Omaha Omaha, Neb.

Defining Moment: After Creighton took a 37-24 lead, UConn responded with a 30-9 run and did not trail in the final 11:56.
Key Stat: UConn had 12 offensive rebounds and owned a 13-0 advantage in second chance points.

CONNECTICUT	fg-a	3fg-a	ft-a	reb	pf	pts	ast	to	blk	stl	min
Jaylin Stewart	2-4	1-3	0-0	4	2	5	0	1	0	1	30
Alex Karaban	5-14	0-7	0-1	6	2	10	1	0	0	0	39
Liam McNeeley	12-22	5-10	9-10	10	3	38	1	2	0	1	38
Samson Johnson	1-1	0-0	0-0	4	4	2	0	1	0	2	11
Solo Ball	4-15	0-4	3-4	5	1	11	3	0	1	1	38
Tarris Reed Jr.	0-2	0-0	0-0	3	4	0	3	1	1	1	15
Hassan Diarra	0-2	0-1	0-0	2	1	0	0	1	0	1	7
Aidan Mahaney	2-6	0-1	0-0	2	3	4	2	0	0	0	17
Jayden Ross	0-0	0-0	0-0	0	0	0	0	0	0	0	4
Youssouf Singare	0-0	0-0	0-0	0	0	0	0	0	0	1	1
Team Rebounds				3							
Totals	**26-66**	**6-26**	**12-15**	**39**	**20**	**70**	**10**	**6**	**2**	**8**	**200**
	.394	**.231**	**.800**								

#24 CREIGHTON	fg-a	3fg-a	ft-a	reb	pf	pts	ast	to	blk	stl	min
Jasen Green	3-4	1-2	2-6	3	1	9	0	2	1	1	22
Jackson McAndrew	3-5	2-4	0-0	3	1	8	0	0	0	0	22
Ryan Kalkbrenner	5-9	0-0	3-4	9	4	13	3	1	3	1	40
Steven Ashworth	1-8	0-5	11-12	5	2	13	7	5	0	0	32
Jamiya Neal	5-12	2-6	0-2	7	4	12	2	1	0	0	37
Fedor Zugic	1-2	1-2	3-4	0	1	6	1	0	0	0	8
Ty Davis	0-2	0-1	0-0	0	0	0	0	0	0	0	8
Mason Miller	0-2	0-2	2-2	2	0	2	0	1	0	1	13
Fredrick King	0-0	0-0	0-0	0	0	0	0	0	0	0	0+
Isaac Traudt	1-3	1-2	0-0	4	0	3	1	0	0	0	18
Team Rebounds				3							
Totals	**19-47**	**7-24**	**21-30**	**36**	**13**	**66**	**14**	**10**	**4**	**3**	**200**
	.404	**.292**	**.700**								

Officials: John Gaffney, Ron Groover, Tommy Morrissey
Technical Fouls: None. **Attendance:** 18,025 (sold out)

Team	1st	2nd	Total	1stFG%	2ndFG%	Total%	Deadball
Connecticut	29	41	70	.379	.405	.394	0
#24 Creighton	37	29	66	.522	.292	.404	5

GAME 26

#24 Creighton (18-8, 11-4) 73
#9 St. John's (22-4, 13-2) 79

Feb. 16, 2025 Madison Square Garden New York, N.Y.

Defining Moment: St. John's used a 10-0 run over a nearly seven-minute span in the second half to take the lead for good.
Key Stat: St. John's owned a 20-2 lead in points off turnovers.

#24 CREIGHTON	fg-a	3fg-a	ft-a	reb	pf	pts	ast	to	blk	stl	min
Jasen Green	4-6	0-2	2-2	4	2	10	2	1	1	0	31
Jackson McAndrew	1-4	1-4	1-2	5	3	4	1	0	0	0	22
Ryan Kalkbrenner	5-10	1-1	1-1	9	4	12	3	2	2	0	31
Steven Ashworth	7-17	4-12	5-7	4	3	23	11	4	0	1	39
Jamiya Neal	8-20	1-8	2-2	8	2	19	4	3	0	0	38
Fedor Zugic	1-1	0-0	0-0	1	1	2	0	2	0	0	11
Ty Davis	0-0	0-0	0-0	0	1	0	0	1	0	0	1
Shane Thomas	0-0	0-0	0-0	0	0	0	0	0	0	0	0+
Fredrick King	0-2	0-0	0-1	3	3	0	0	1	1	0	9
Isaac Traudt	1-5	1-3	0-0	3	4	3	0	0	0	0	18
Team Rebounds				5				1			
Totals	**27-65**	**8-30**	**11-15**	**42**	**23**	**73**	**21**	**15**	**4**	**1**	**200**
	.415	**.267**	**.733**								

#9 ST. JOHN'S	fg-a	3fg-a	ft-a	reb	pf	pts	ast	to	blk	stl	min
Aaron Scott	3-8	2-5	0-0	3	3	8	1	0	2	0	28
Zuby Ejiofor	7-12	2-4	2-8	9	2	18	5	1	1	2	35
Kadary Richmond	7-18	1-3	4-4	10	1	19	3	2	1	4	37
Simeon Wilcher	0-1	0-0	1-2	2	4	1	2	0	1	1	21
Rj Luis Jr.	6-17	1-2	10-13	14	1	23	5	1	1	2	35
Sadiku Ibine Ayo	0-4	0-2	0-0	3	0	0	1	0	1	0	9
Deivon Smith	4-9	0-0	0-2	2	4	8	3	1	0	1	26
VIncent Iwuchukwu	1-1	0-0	0-0	0	2	2	1	0	1	0	5
Ruben Prey	0-2	0-1	0-0	0	2	0	0	0	0	0	4
Lefteris Liotopoulos	0-1	0-1	0-0	0	0	0	0	0	0	0	0+
Team Rebounds				2							
Totals	**28-73**	**6-18**	**17-29**	**45**	**19**	**79**	**21**	**5**	**8**	**10**	**200**
	.384	**.333**	**.586**								

Officials: Brian O'Connell, Tony Chiazza, Tony Henderson
Technical Fouls: None. **Attendance:** 19,812 (sold out)

Team	1st	2nd	Total	1stFG%	2ndFG%	Total%	Deadball
#24 Creighton	39	34	73	.484	.353	.415	4
#9 St. John's	40	39	79	.390	.375	.384	8

GAME 27

Georgetown (16-11, 7-9) 69
Creighton (19-8, 12-4) 80

Feb. 23, 2025 CHI Health Center Omaha Omaha, Neb.

Defining Moment: Creighton used a 25-6 run to turn a 36-26 deficit into a 51-42 lead.
Key Stat: Creighton has now won 12+ conference games in each of the last six seasons (including 2024-25), the nation's only Power 5 school that can say that.

GEORGETOWN	fg-a	3fg-a	ft-a	reb	pf	pts	ast	to	blk	stl	min
Drew Fielder	2-7	1-3	0-0	8	4	5	0	1	3	0	34
Jordan Burks	3-6	1-4	0-0	3	3	7	1	0	0	0	29
Malik Mack	4-10	2-6	5-8	5	3	15	3	1	2	0	37
Micah Peavy	8-21	4-7	0-1	12	4	20	4	2	1	4	40
Jayden Epps	8-14	4-7	2-5	2	3	22	1	2	0	1	39
Drew McKenna	0-3	0-3	0-0	0	0	0	0	1	0	0	5
Curtis Williams Jr.	0-4	0-3	0-0	4	1	0	0	0	0	0	16
Team Rebounds				3							
Totals	**25-65**	**12-33**	**7-14**	**37**	**18**	**69**	**9**	**7**	**6**	**5**	**200**
	.385	**.364**	**.500**								

CREIGHTON	fg-a	3fg-a	ft-a	reb	pf	pts	ast	to	blk	stl	min
Jasen Green	5-7	1-2	3-4	3	0	14	0	1	0	0	25
Jackson McAndrew	1-7	1-6	0-0	8	2	3	0	2	0	1	27
Ryan Kalkbrenner	7-12	0-2	5-8	8	1	19	0	2	4	0	39
Steven Ashworth	6-19	3-11	5-7	6	2	20	7	2	1	1	40-
Jamiya Neal	5-13	2-8	1-2	12	0	13	9	1	0	1	40
Fedor Zugic	1-3	1-3	0-0	3	1	3	0	0	1	0	8
Ty Davis	0-0	0-0	0-0	0	0	0	0	0	0	0	0+
Mason Miller	0-0	0-0	0-0	1	1	0	1	0	0	0	6
Fredrick King	0-0	0-0	0-0	0	0	0	0	0	0	0	2
Isaac Traudt	3-6	2-5	0-0	1	3	8	0	0	0	0	13
Team Rebounds				7				1			
Totals	**28-67**	**10-37**	**14-21**	**49**	**10**	**80**	**17**	**9**	**6**	**3**	**200**
	.418	**.270**	**.667**								

Officials: Michael Roberts, Nathan Farrell, Evon Burroughs
Technical Fouls: None. **Attendance:** 17,545 (sold out)

Team	1st	2nd	Total	1stFG%	2ndFG%	Total%	Deadball
Georgetown	42	27	69	.469	.303	.385	3,1
Creighton	44	36	80	.395	.448	.418	3

Jasen Green

GAME 28

DePaul (11-18, 2-16) 65
Creighton (20-8, 13-4) 75

Feb. 26, 2025 CHI Health Center Omaha Omaha, Neb.

Defining Moment: Creighton had a 16-3 run in the first half and a 15-0 run in the second half that proved too much for DePaul to overcome.
Key Stat: Creighton won the rebound battle 42-22 and outscored the Blue Demons 16-1 in second chance points.

DEPAUL	fg-a	3fg-a	ft-a	reb	pf	pts	ast	to	blk	stl	min
Troy D'Amico	3-7	2-6	1-2	2	1	9	2	0	1	2	31
JJ Traynor	1-8	1-5	0-0	1	2	3	0	0	1	0	19
Isaiah Rivera	6-10	1-1	5-7	8	4	18	2	2	0	0	39
Layden Blocker	5-12	0-3	1-1	0	3	11	2	1	0	1	29
CJ Gunn	6-12	2-4	0-0	6	3	14	1	1	0	1	33
Chris Riddle	0-1	0-0	0-1	1	1	0	0	1	1	2	19
Jacob Meyer	0-0	0-0	0-0	0	1	0	1	0	0	0	4
Théo Pierre-Justin	1-2	1-2	0-0	0	0	3	1	0	0	0	7
David Thomas	3-4	1-1	0-0	1	2	7	2	0	1	3	19
Team Rebounds				3				1			
Totals	**25-56**	**8-22**	**7-11**	**22**	**17**	**65**	**11**	**6**	**4**	**9**	**200**
	.446	**.364**	**.636**								

CREIGHTON	fg-a	3fg-a	ft-a	reb	pf	pts	ast	to	blk	stl	min
Jasen Green	1-2	0-1	3-4	4	0	5	3	0	0	0	21
Jackson McAndrew	1-6	1-6	0-0	6	0	3	0	1	0	1	19
Ryan Kalkbrenner	12-17	0-1	1-4	13	1	25	1	4	1	0	35
Steven Ashworth	6-10	4-7	0-0	4	3	16	6	3	0	0	39
Jamiya Neal	2-6	1-2	0-2	5	4	5	5	2	0	1	24
Fedor Zugic	3-7	1-5	2-3	2	2	9	0	1	0	0	22
Ty Davis	0-0	0-0	0-0	0	1	0	1	1	0	0	1
Mason Miller	0-1	0-1	0-0	3	1	0	1	0	0	0	14
Fredrick King	2-2	0-0	0-0	1	0	4	0	0	0	0	5
Isaac Traudt	2-5	2-4	2-2	1	1	8	1	0	0	1	20
Team Rebounds				3				1			
Totals	**29-56**	**9-27**	**8-15**	**42**	**13**	**75**	**18**	**13**	**1**	**3**	**200**
	.518	**.333**	**.533**								

Officials: Jeffery Clark, Lamar Simpson, Ed Corliss
Technical Fouls: None. **Attendance:** 17,213

Team	1st	2nd	Total	1stFG%	2ndFG%	Total%	Deadball
DePaul	32	33	65	.414	.481	.446	2
Creighton	36	39	75	.500	.538	.518	3

2024-25 Game-By-Game Box Scores

GAME 29

Creighton (20-9, 13-5) 61
Xavier (19-10, 11-7) 83

March 1, 2025 — Cintas Center — Cincinnati, Ohio

Defining Moment: After Creighton went on a 16-2 run to trim Xavier's lead to 57-49, the Musketeers embarked on a 14-0 run to put the game away.
Key Stat: Xavier shot 55 percent from the field and 52.4 percent from the three-point line.

CREIGHTON	fg-a	3fg-a	ft-a	reb	pf	pts	ast	to	blk	stl	min
Jasen Green	3-6	0-2	0-0	2	1	6	2	0	1	0	18
Jackson McAndrew	2-4	2-4	0-0	2	0	6	0	1	0	0	22
Ryan Kalkbrenner	10-18	0-3	3-7	12	0	23	3	3	2	0	35
Steven Ashworth	3-12	3-8	0-0	2	2	9	5	2	0	1	36
Jamiya Neal	4-9	0-3	0-0	6	0	8	3	4	0	0	37
Ty Davis	1-1	0-0	0-0	2	2	2	4	1	0	1	11
Shane Thomas	0-0	0-0	0-0	0	1	0	0	0	0	0	3
Mason Miller	0-2	0-2	0-0	0	1	0	0	0	0	0	13
Sami Osmani	0-1	0-0	0-0	0	0	0	1	0	0	0	2
Josh Townley-Thomas	1-1	0-0	0-0	1	0	2	0	0	0	0	2
Fredrick King	1-2	0-0	0-0	1	0	2	0	0	1	0	5
Isaac Traudt	1-2	1-2	0-0	2	3	3	1	1	0	1	16
Team Rebounds				3							
Totals	**26-58**	**6-24**	**3-7**	**33**	**10**	**61**	**19**	**12**	**4**	**3**	**200**
	.448	**.250**	**.429**								

XAVIER	fg-a	3fg-a	ft-a	reb	pf	pts	ast	to	blk	stl	min
Dailyn Swain	5-16	0-3	0-0	7	1	10	5	0	1	3	26
Zach Freemantle	10-14	2-6	1-1	6	2	23	3	0	1	0	30
Marcus Foster	1-3	1-1	0-1	3	0	3	5	0	1	1	29
Ryan Conwell	7-11	4-6	2-3	5	2	20	2	3	0	1	36
Dayvion McKnight	4-8	1-1	0-0	2	2	9	3	0	0	1	29
Jerome Hunter	1-1	0-0	0-0	5	0	2	0	1	0	1	15
John Hugley IV	0-0	0-0	0-0	1	1	0	3	0	1	0	10
Dante Maddox Jr.	5-7	3-4	3-3	1	2	16	3	1	0	3	25
Team Rebounds				2				1			
Totals	**33-60**	**11-21**	**6-8**	**32**	**10**	**83**	**24**	**6**	**4**	**10**	**200**
	.550	**.524**	**.750**								

Officials: Tony Chiazza, Matt Potter, Tim Clougherty
Technical Fouls: None. **Attendance:** 10,674 (sold out)

Team	1st	2nd	Total	1stFG%	2ndFG%	Total%	Deadball
Creighton	27	34	61	.333	.600	.448	0
Xavier	42	41	83	.529	.577	.550	0



Ty Davis

GAME 30

Creighton (21-9, 14-5) 79
Seton Hall (7-23, 2-17) 61

March 4, 2025 — Prudential Center — Newark, N.J.

Defining Moment: Creighton went on a 15-5 run late in the first half after Garwey Dual picked up his second personal foul.
Key Stat: Creighton's 62.8 percent shooting included 11-for-21 marksmanship (52.4 percent) from three-point range.

CREIGHTON	fg-a	3fg-a	ft-a	reb	pf	pts	ast	to	blk	stl	min
Jasen Green	3-4	2-2	1-2	2	1	9	2	1	1	1	29
Jackson McAndrew	5-8	5-8	2-2	6	1	17	1	2	1	1	26
Ryan Kalkbrenner	9-13	0-2	2-3	9	1	20	2	1	2	1	31
Steven Ashworth	4-8	3-6	0-0	5	2	11	8	2	0	0	35
Jamiya Neal	0-1	0-1	4-4	5	1	4	6	4	0	2	38
Fedor Zugic	2-3	1-1	1-1	2	0	6	1	0	0	1	11
Ty Davis	0-0	0-0	0-0	0	0	0	0	0	0	0	5
Mason Miller	0-0	0-0	0-0	0	1	0	0	1	0	0	2
Fredrick King	4-5	0-0	4-4	1	0	12	0	1	1	0	9
Isaac Traudt	0-1	0-1	0-0	1	1	0	1	0	0	0	14
Team Rebounds				1				3			
Totals	**27-43**	**11-21**	**14-16**	**32**	**8**	**79**	**21**	**15**	**5**	**6**	**200**
	.628	**.524**	**.875**								

SETON HALL	fg-a	3fg-a	ft-a	reb	pf	pts	ast	to	blk	stl	min
Yacine Toumi	2-4	1-2	0-0	2	2	5	0	1	0	0	17
Godswill Erheriene	0-0	0-0	0-0	1	1	0	0	0	0	0	5
Dylan Addae-Wusu	3-11	1-5	3-4	6	1	10	4	2	0	1	31
Isaiah Coleman	7-19	0-4	4-5	7	3	18	3	1	0	0	37
Garwey Dual	3-6	1-3	0-0	1	3	7	1	1	1	0	25
Prince Aligbe	0-3	0-1	0-0	2	1	0	0	1	0	1	12
David Tubek	1-4	1-2	0-0	1	1	3	1	0	0	0	11
Scotty Middleton	5-9	2-2	0-0	3	1	12	0	0	0	3	26
Jahseem Felton	0-3	0-0	0-0	1	1	0	0	2	0	0	10
Gus Yalden	0-2	0-2	0-0	1	1	0	1	0	0	0	8
Emmanuel Okorafor	3-6	0-0	0-0	1	2	6	0	0	1	2	17
David Gabriel	0-0	0-0	0-0	0	0	0	0	0	0	0	1
Team Rebounds				5							
Totals	**24-67**	**6-21**	**7-9**	**31**	**17**	**61**	**10**	**8**	**2**	**7**	**200**
	.358	**.286**	**.778**								

Officials: James Breeding, John Gaffney, Greg Evans
Technical Fouls: None. **Attendance:** 8,498

Team	1st	2nd	Total	1stFG%	2ndFG%	Total%	Deadball
Creighton	35	44	79	.500	.824	.628	0
Seton Hall	22	39	61	.235	.485	.358	0

GAME 31

Butler (13-18, 6-14) 74
Creighton (22-9, 15-5) 87

March 8, 2025 — CHI Health Center Omaha — Omaha, Neb.

Defining Moment: Steven Ashworth had seven of Creighton's 11 three-pointers before halftime as the Bluejays scored 52 points before the break.
Key Stat: Creighton's 15 conference wins tie a program record in any league.

BUTLER	fg-a	3fg-a	ft-a	reb	pf	pts	ast	to	blk	stl	min
Jahmyl Telfort	8-16	2-4	1-2	5	0	19	6	0	0	1	37
Pierre Brooks	2-9	0-2	0-0	7	0	4	1	0	0	0	31
Patrick McCaffery	6-11	3-5	4-4	1	1	19	2	0	0	3	34
Boden Kapke	3-7	1-3	0-0	3	2	7	1	0	0	3	19
Finley Bizjack	2-8	2-5	0-0	2	1	6	1	0	1	0	33
Evan Haywood	0-1	0-1	0-0	0	0	0	0	0	0	0	1
Ethan McComb	0-0	0-0	0-0	0	0	0	0	0	0	0	1
Kolby King	4-6	1-2	0-0	1	0	9	0	0	0	1	16
Landon Moore	0-0	0-0	0-0	0	1	0	0	1	0	0	7
Andre Screen	5-10	0-0	0-0	6	0	10	0	0	0	1	21
Team Rebounds				1							
Totals	**30-68**	**9-22**	**5-6**	**26**	**5**	**74**	**11**	**1**	**1**	**9**	**200**
	.441	**.409**	**.833**								

CREIGHTON	fg-a	3fg-a	ft-a	reb	pf	pts	ast	to	blk	stl	min
Jasen Green	0-1	0-1	0-0	4	0	0	1	0	0	0	18
Jackson McAndrew	5-7	4-6	0-0	6	4	14	1	0	0	0	31
Ryan Kalkbrenner	13-17	0-3	1-1	15	3	27	2	0	2	0	35
Steven Ashworth	8-19	7-15	0-2	6	0	23	11	4	0	0	38
Jamiya Neal	4-12	2-5	0-0	5	0	10	8	4	0	0	35
Fedor Zugic	2-5	2-5	2-2	3	0	8	1	1	0	0	14
Ty Davis	0-0	0-0	0-0	0	0	0	0	0	0	0	2
Shane Thomas	0-0	0-0	0-0	0	0	0	0	0	0	0	0+
Mason Miller	1-1	1-1	0-0	2	1	3	0	0	0	0	12
Sami Osmani	0-1	0-0	0-0	0	0	0	0	0	0	0	1
Josh Townley-Thomas	0-0	0-0	0-0	0	0	0	0	0	0	0	0+
Fredrick King	0-0	0-0	0-0	1	1	0	0	0	1	0	5
Isaac Traudt	1-2	0-1	0-0	0	0	2	0	0	0	0	9
Team Rebounds				1				1			
Totals	**34-65**	**16-37**	**3-5**	**43**	**9**	**87**	**24**	**10**	**3**	**0**	**200**
	.523	**.432**	**.600**								

Officials: Brian O'Connell, Tim Clougherty, Evon Burroughs
Technical Fouls: None. **Attendance:** 17,907 (sold out)

Team	1st	2nd	Total	1stFG%	2ndFG%	Total%	Deadball
Butler	44	30	74	.500	.382	.441	1
Creighton	52	35	87	.576	.469	.523	2

GAME 32

DePaul (14-19) 81
Creighton (23-9) 85 (2OT)

March 13, 2025 — Madison Square Garden — New York, N.Y.

Defining Moment: Creighton forced overtime with an improbable 11-0 run in the final two minute of regulation.
Key Stat: Ty Davis, who had 17 points all year entering the night, had seven points in the overtime sessions after Steven Ashworth fouled out.

DEPAUL	fg-a	3fg-a	ft-a	reb	pf	pts	ast	to	blk	stl	min
Troy D'Amico	3-8	2-6	0-1	3	4	8	4	2	1	0	45
JJ Traynor	1-1	0-0	0-0	2	0	2	0	0	0	0	4
Isaiah Rivera	7-14	2-6	1-5	9	2	17	4	3	0	2	50
Layden Blocker	8-19	5-7	4-4	5	4	25	2	3	0	2	40
CJ Gunn	6-14	2-7	0-0	4	5	14	1	1	1	6	35
Chris Riddle	0-0	0-0	0-0	1	0	0	0	0	0	0	4
Jacob Meyer	0-0	0-0	0-0	0	0	0	0	0	0	0	2
David Thomas	4-9	1-4	0-0	4	4	9	4	4	0	1	41
N.J. Benson	3-5	0-0	0-0	8	1	6	1	0	1	0	29
Team Rebounds				4				2			
Totals	**32-70**	**12-30**	**5-10**	**40**	**20**	**81**	**16**	**15**	**3**	**11**	**250**
	.457	**.400**	**.500**								

CREIGHTON	fg-a	3fg-a	ft-a	reb	pf	pts	ast	to	blk	stl	min
Jasen Green	0-2	0-2	1-2	6	0	1	1	1	0	0	21
Jackson McAndrew	2-12	1-8	0-0	7	1	5	1	0	0	2	35
Ryan Kalkbrenner	14-21	2-4	2-3	9	4	32	2	3	5	0	47
Steven Ashworth	3-16	2-10	2-2	2	5	10	5	2	0	3	39
Jamiya Neal	3-9	1-3	2-3	8	2	9	5	2	0	3	50
Fedor Zugic	5-6	2-3	1-2	4	0	13	1	3	0	1	25
Ty Davis	1-1	0-0	5-6	1	1	7	1	1	0	0	11
Mason Miller	1-2	1-2	0-0	0	1	3	0	0	0	0	5
Fredrick King	0-0	0-0	0-0	1	1	0	0	0	0	0	3
Isaac Traudt	2-3	1-2	0-0	2	0	5	0	0	0	0	14
Team Rebounds				4				1			
Totals	**31-72**	**10-34**	**13-18**	**44**	**15**	**85**	**16**	**13**	**5**	**9**	**250**
	.431	**.294**	**.722**								

Officials: Pat Driscoll, Brent Hampton, Jeff Clark
Technical Fouls: None. **Attendance:** 19,812 (sold out)

Team	1st	2nd	OT	2OT	Total	1stFG%	2ndFG%	Total%	Deadball
DePaul	36	26	11	8	81	.484	.440	.457	1,1
Creighton	21	41	11	12	85	.296	.500	.431	2,1

GAME 33

Connecticut (23-10) 62
Creighton (24-9) 71

March 14, 2025 — Madison Square Garden — New York, N.Y.

Defining Moment: UConn trimmed Creighton's lead from 17 to 3 before Creighton held off the Huskies to advance to its fifth BIG EAST Tournament final.
Key Stat: Jasen Green had a career-high 15 points on 7-for-7 shooting in the first half.

CONNECTICUT	fg-a	3fg-a	ft-a	reb	pf	pts	ast	to	blk	stl	min
Solo Ball	5-9	2-5	1-2	5	1	13	2	0	0	0	26
Jaylin Stewart	1-1	0-0	0-0	3	4	2	2	0	0	0	23
Tarris Reed Jr.	3-3	0-0	0-0	8	3	6	0	0	2	0	16
Hassan Diarra	4-11	3-4	0-0	6	1	11	1	1	0	1	31
Alex Karaban	3-10	0-3	0-0	1	4	6	1	0	1	0	27
Aidan Mahaney	2-5	2-3	0-0	0	0	6	1	0	0	1	16
Jayden Ross	1-1	1-1	0-0	0	1	3	0	0	0	0	5
Liam McNeeley	6-20	0-5	1-1	4	2	13	0	0	0	1	32
Samson Johnson	1-1	0-0	0-1	3	1	2	0	2	1	0	24
Team Rebounds				1				3			
Totals	**26-61**	**8-21**	**2-4**	**31**	**17**	**62**	**7**	**6**	**4**	**3**	**200**
	.426	**.381**	**.500**								

CREIGHTON	fg-a	3fg-a	ft-a	reb	pf	pts	ast	to	blk	stl	min
Jasen Green	8-10	1-2	2-2	4	0	19	3	0	0	1	31
Jackson McAndrew	1-3	0-2	1-2	5	1	3	2	0	0	0	24
Ryan Kalkbrenner	5-13	0-3	2-2	4	1	12	1	2	1	0	39
Steven Ashworth	4-7	2-4	2-2	3	0	12	3	0	0	0	36
Jamiya Neal	6-13	3-5	4-8	5	4	19	3	0	0	0	36
Fedor Zugic	1-1	0-0	2-2	0	1	4	0	1	1	0	9
Ty Davis	0-0	0-0	0-0	2	0	0	0	0	0	0	4
Mason Miller	1-1	0-0	0-0	1	1	2	0	0	0	0	4
Fredrick King	0-0	0-0	0-0	0	0	0	0	0	0	0	1
Isaac Traudt	0-2	0-1	0-0	2	1	0	0	0	0	0	16
Team Rebounds				5				1			
Totals	**26-50**	**6-17**	**13-18**	**31**	**9**	**71**	**12**	**4**	**2**	**1**	**200**
	.520	**.353**	**.722**								

Officials: Lamar Simpson, John Gaffney, Brian O'Connell
Technical Fouls: Hassan Diarra (1), Jamiya Neal (1). **Attendance:** 19,812 (sold out)

Team	1st	2nd	Total	1stFG%	2ndFG%	Total%	Deadball
Connecticut	35	27	62	.467	.387	.426	0
Creighton	46	25	71	.750	.308	.520	3,1

GAME 34

Creighton (24-10) 66
#6 St. John's (30-4) 82

March 15, 2025 Madison Square Garden New York, N.Y.

Defining Moment: St. John's made 14 straight shots in a seven-minute span of the second half to break open a tight game.
Key Stat: RJ Luis Jr. had 27 of his 29 points after halftime to help St. John's to its first Tournament title since 2000 and earn MVP honors.

CREIGHTON	fg-a	3fg-a	ft-a	reb	pf	pts	ast	to	blk	stl	min
Jasen Green	4-5	0-1	1-2	6	3	9	2	1	0	3	34
Jackson McAndrew	5-11	3-9	1-2	6	3	14	0	2	0	0	29
Ryan Kalkbrenner	7-10	0-0	1-4	7	1	15	1	1	3	0	37
Steven Ashworth	3-19	2-10	5-5	6	1	13	7	4	0	1	37
Jamiya Neal	6-13	1-6	0-3	7	2	13	6	2	0	0	38
Fedor Zugic	0-0	0-0	0-0	0	0	0	0	1	0	1	2
Ty Davis	0-0	0-0	0-0	0	0	0	0	0	0	0	3
Shane Thomas	0-0	0-0	0-0	0	0	0	0	0	0	0	2
Mason Miller	0-0	0-0	0-0	0	0	0	0	1	0	0	4
Sami Osmani	0-0	0-0	0-0	0	0	0	0	0	0	0	1
Josh Townley-Thomas	0-0	0-0	0-0	0	0	0	0	0	0	0	1
Fredrick King	0-1	0-0	0-0	0	2	0	0	1	0	0	2
Isaac Traudt	1-1	0-0	0-0	1	0	2	0	0	0	0	10
Team Rebounds				1				2			
Totals	**26-60**	**6-26**	**8-16**	**34**	**12**	**66**	**16**	**15**	**3**	**5**	**200**
	.433	**.231**	**.500**								

#6 ST. JOHN'S	fg-a	3fg-a	ft-a	reb	pf	pts	ast	to	blk	stl	min
Aaron Scott	2-7	1-3	0-0	2	1	5	2	0	0	2	39
Zuby Ejiofor	8-15	1-4	3-4	3	4	20	3	1	1	0	33
Kadary Richmond	6-10	0-0	0-3	12	2	12	4	0	0	2	34
Simeon Wilcher	2-6	0-1	0-0	1	3	4	2	1	2	0	26
RJ Luis Jr.	11-18	3-3	4-4	10	3	29	1	3	1	1	29
Sadiku Ibine Ayo	2-3	2-2	0-0	5	0	6	0	2	1	0	12
Deivon Smith	2-5	0-1	0-0	1	2	4	4	1	0	0	20
Vincent Iwuchukwu	1-1	0-0	0-0	1	1	2	0	1	1	0	7
Team Rebounds				4							
Totals	**34-65**	**7-14**	**7-11**	**39**	**16**	**82**	**16**	**9**	**6**	**5**	**200**
	.523	**.500**	**.636**								

Officials: James Breeding, Matt Potter, Tony Chiazza
Technical Fouls: RJ Luis Jr. (1). **Attendance:** 19,812 (sold out)

Team	1st	2nd	Total	1stFG%	2ndFG%	Total%	Deadball
Creighton	28	38	66	.400	.467	.433	3
#6 St. John's	25	57	82	.333	.719	.523	1

GAME 35

Creighton (25-10) 89
#10 Louisville (27-8) 75

March 20, 2025 Rupp Arena Lexington, Ky.

Defining Moment: Creighton turned a 23-20 lead into a 35-20 rout thanks to four consecutive three-pointers midway through the first half.
Key Stat: Creighton won an NCAA Tournament game for the fifth straight year as Jamiya Neal had career-highs in points and rebounds.

CREIGHTON	fg-a	3fg-a	ft-a	reb	pf	pts	ast	to	blk	stl	min
Jasen Green	4-6	0-1	1-2	8	1	9	2	3	0	0	29
Jackson McAndrew	4-9	3-7	0-0	1	1	11	0	1	0	1	31
Ryan Kalkbrenner	6-8	1-1	1-2	6	1	14	2	3	4	0	38
Steven Ashworth	6-13	4-8	6-6	5	2	22	5	1	0	1	40
Jamiya Neal	11-16	2-5	5-9	12	2	29	6	2	1	0	39
Fedor Zugic	1-1	1-1	1-2	1	2	4	2	0	0	0	12
Shane Thomas	0-0	0-0	0-0	0	0	0	0	0	0	0	0+
Fredrick King	0-2	0-0	0-0	0	1	0	0	0	0	0	2
Isaac Traudt	0-1	0-1	0-0	0	1	0	0	0	0	0	9
Team Rebounds				4							
Totals	**32-56**	**11-24**	**14-21**	**37**	**11**	**89**	**17**	**10**	**5**	**2**	**200**
	.571	**.458**	**.667**								

#10 LOUISVILLE	fg-a	3fg-a	ft-a	reb	pf	pts	ast	to	blk	stl	min
James Scott	0-0	0-0	0-0	2	1	0	0	2	0	0	15
Noah Waterman	3-6	2-5	0-0	5	2	8	0	0	1	1	28
J'Vonne Hadley	5-8	0-1	3-4	8	4	13	1	0	0	0	35
Terrence Edwards Jr.	9-22	3-9	0-0	4	0	21	3	0	0	2	38
Chucky Hepburn	9-23	2-8	2-2	2	4	22	6	3	0	1	39
Reyne Smith	1-5	1-5	2-2	2	1	5	0	0	0	0	20
Khani Rooths	1-3	0-1	0-0	4	3	2	0	0	2	1	16
Aboubacar Traore	2-3	0-0	0-0	2	3	4	0	0	0	0	9
Team Rebounds				3				1			
Totals	**30-70**	**8-29**	**7-8**	**32**	**18**	**75**	**10**	**6**	**3**	**5**	**200**
	.429	**.276**	**.875**								

Officials: Paul Szelc, Brooks Wells, Teddy Valentine
Technical Fouls: Louisville Coach (1). **Attendance:** 18,769

Team	1st	2nd	Total	1stFG%	2ndFG%	Total%	Deadball
Creighton	49	40	89	.567	.577	.571	2
#10 Louisville	34	41	75	.412	.444	.429	1

GAME 36

Creighton (25-11) 70
#4 Auburn (30-5) 82

March 22, 2025 Rupp Arena Lexington, Ky.

Defining Moment: Auburn used a 20-4 run midway through the second half to pull away in a close game that featured 16 lead changes and seven ties in the first 26 minutes.
Key Stat: Auburn outscored Creighton 42-24 in the paint and 19-6 in second chance points.

CREIGHTON	fg-a	3fg-a	ft-a	reb	pf	pts	ast	to	blk	stl	min
Jasen Green	2-6	0-2	0-0	3	5	4	1	1	0	0	22
Jackson McAndrew	4-8	4-8	0-0	6	1	12	1	0	1	1	34
Ryan Kalkbrenner	7-13	1-3	3-4	7	2	18	1	2	0	0	37
Steven Ashworth	5-11	3-7	0-0	2	2	13	8	4	0	0	39
Jamiya Neal	5-13	2-5	1-3	2	3	13	2	1	0	0	37
Fedor Zugic	2-2	2-2	4-6	2	3	10	3	1	0	1	20
Ty Davis	0-0	0-0	0-0	0	0	0	0	0	0	0	1
Mason Miller	0-0	0-0	0-0	0	0	0	0	0	0	0	1
Sami Osmani	0-0	0-0	0-0	0	0	0	0	1	0	0	1
Josh Townley-Thomas	0-0	0-0	0-0	0	0	0	0	0	0	0	1
Fredrick King	0-0	0-0	0-0	1	0	0	0	0	0	0	3
Isaac Traudt	0-0	0-0	0-0	0	1	0	1	0	0	0	4
Team Rebounds				4				1			
Totals	**25-53**	**12-27**	**8-13**	**27**	**17**	**70**	**17**	**11**	**1**	**2**	**200**
	.472	**.444**	**.615**								

#4 AUBURN	fg-a	3fg-a	ft-a	reb	pf	pts	ast	to	blk	stl	min
Chad Baker-Mazara	6-12	2-4	3-4	2	0	17	1	0	0	0	21
Johni Broome	4-13	0-4	0-2	12	3	8	1	1	2	1	34
Dylan Cardwell	3-3	0-0	0-2	4	2	6	3	1	2	1	20
Denver Jones	5-8	2-2	3-3	1	2	15	3	2	0	1	36
Miles Kelly	1-8	1-5	2-2	0	3	5	0	0	0	1	29
Tahaad Pettiford	7-14	2-3	7-8	6	3	23	3	2	0	0	32
Jahki Howard	0-0	0-0	0-0	0	0	0	0	0	0	0	2
Chaney Johnson	4-6	0-1	0-0	8	1	8	0	0	0	1	26
Team Rebounds				4				1			
Totals	**30-64**	**7-19**	**15-21**	**37**	**14**	**82**	**11**	**7**	**4**	**5**	**200**
	.469	**.368**	**.714**								

Officials: Doug Sirmons, Brent Hampton, Steven Anderson
Technical Fouls: None. **Attendance:** 17,484

Team	1st	2nd	Total	1stFG%	2ndFG%	Total%	Deadball
Creighton	37	33	70	.519	.423	.472	2,1
#4 Auburn	35	47	82	.385	.600	.469	5,1

Honors, Awards & Polls From The 2024-25 Season

Team
Male Team of the Year Award (The Billy's)
NABC Team Academic Excellence Award

Steven Ashworth
Associated Press First Team All-BIG EAST
Carl M. Reinert, S.J., Male Scholar-Athlete of the Year
College Sports Communicators Academic All-District
College Sports Communicators Flrst Team Academic All-American
I-AAA ADA Scholar-Athlete Team
NABC Honors Court
NABC Second Team All-Central District
Nolan Richardson Award Finalist (30)
Preseason All-BIG EAST Third Team
Second Team All-BIG EAST

Jasen Green
NABC Honors Court

Pop Isaacs
BIG EAST Player of the Week, 12/9

Ryan Kalkbrenner
All-BIG EAST Tournament Team
Associated Press First Team All-BIG EAST
Associated Press National Player of the Week, 11/12
Associated Press National Player of the Week, 1/21
Associated Press Third Team All-American
BIG EAST Defensive Player of the Year
BIG EAST Player of the Week, 11/11
BIG EAST Player of the Week, 1/20
BIG EAST Player of the Week, 3/9
CBS Sports Preseason BIG EAST Player of the Year
CBS Sports Preseason First Team All-American
CBS Sports Second Team All-American
College Hoops Today Second Team All-American
Creighton Male Athlete of the Year (The Billy's)
Dick Vitale National Player of the Week, 11/11
Dick VItale National Player of the Week, 2/10
Field of 68 Preseason First Team All-American
Field of 68 Third Team All-American
First Team All-BIG EAST
FOXSports.com Preseason First Team All-American
I-AAA ADA Scholar-Athlete Team
I-AAA ADA Men's Scholar-Athlete of the Year
John R. Wooden Award All-American
John R. Wooden Award Top 15 Watch List (15)
John R. Wooden Award Top 25 Midseason Watch List (25)
John R. Wooden Award Top 50 Preseason Watch List (50)
John R. Wooden Award Top Late Season Watch List (20)
Kareem Abdul-Jabbar Preseason Center of the Year Watch List (20)
Kareem Abdul-Jabbar Midseason Center of the Year Watch List (10)
Kareem Abdul-Jabbar Center of the Year
Kareem Abdul-Jabbar Center of the Year Finalist (5)
Lefty Driesell Defensive Player of the Year Finalist (30)
Lute Olson Award National Player of the Year Finalist (30)
Lute Olson Award National Player of the Week, 11/11
Lute Olson Award Early Season Watch List (50)
NABC Defensive Player of the Year
NABC Division I Player of the Year Preseason Watch List (20)
NABC First Team All-Central District
NABC Honors Court
NABC Second Team All-American
Naismith Defensive Player of the Year
Naismith Defensive Player of the Year Finalist (4)
Naismith Defensive Player of the Year Semifinalist (10)
Naismith Defensive Player of the Year Watch List (15)
Naismith Trophy Men's Player of the Year Midseason Team (20)
Naismith Trophy Men's College Player of the Year Semifinalist (10)
Naismith Trophy Men's Player of the Year Watch List (50)
NCAA.com National Player of the Week, 11/11
Preseason All-BIG EAST First Team
Preseason BIG EAST Player of the Year
Sports Illustrated Second Team All-American
The Sporting News Midseason Second Team All-American
The Sporting News Third Team All-American
USBWA National Player of the Week, 11/12
USBWA Second Team All-American

Jackson McAndrew
BIG EAST All-Freshman Team
BIG EAST Freshman of the Week, 3/9
Creighton Male Rookie of the Year (The Billy's)

Sami Osmani
NABC Honors Court

Josh Townley-Thomas
NABC Honors Court

Isaac Traudt
College Sports Communicators Academic All-District
NABC Honors Court
True Blue Award (The Billy's)

Weekly Rankings

Date	*AP*	Coaches	RPI	NET	KenPom
Preseason	15th	14th	--	--	12th
Nov. 11	14th	13th	87th	--	18th
Nov. 18	14th	13th	93rd	--	18th
Nov. 25	21st	19th	224th	--	30th
Dec. 2	RV (46th)	RV(41st)	219th	99th	51st
Dec. 9	RV (39th)	RV (37th)	120th	75th	41st
Dec. 16	RV (41st)	RV (T-39th)	86th	69th	41st
Dec. 23	--	--	53rd	74th	53rd
Dec. 30	--	--	50th	71st	52nd
Jan. 6	--	--	36th	59th	49th
Jan. 13	--	--	38th	54th	46th
Jan. 20	RV (T-37th)	RV (35th)	32nd	44th	37th
Jan. 27	RV (34th)	RV (33rd)	31st	39th	32nd
Feb. 3	RV (29th)	RV (29th)	29th	36th	32nd
Feb. 10	24th	21st	22nd	32nd	30th
Feb. 17	RV (29th)	RV (29th)	30th	33rd	31st
Feb. 24	RV (26th)	25th	30th	35th	32nd
March 3	RV (T-38th)	RV (T-27th)	35th	39th	37th
March 10	RV (33rd)	RV (29th)	36th	38th	36th
March 17	RV (T-30th)	RV (29th)	35th	38th	37th
FINAL	RV (30th)	24th	28th	37th	35th

Team Records and Last Time It Happened

Baylor Scheierman had Creighton's first points/rebounds/assists triple-double in program history when he had 15 points, 11 rebounds and 11 assists on Feb. 13, 2024 vs. Georgetown.

Creighton Team Records

Points Scored
Game: 124 at Miami (Fla.), 2/10/64
Season: 2,864 (35 games), 2016-17
Season (Opp.): 2,561 (35 games), 2018-19

Scoring Average
Season: 88.2 (26 games), 1965-66
Season (Opp.): 83.6 (26 games), 1987-88

Field Goals Made
Game: 54 at Miami (Fla.), 2/10/64
Season: 1,078 (35 games), 2016-17
Season (Opp.): 983 (37 games), 2022-23

Field Goal Attempts
Game: 114 vs. Nevada, 12/23/63
Season: 2,516 (29 games), 1963-64
Season (Opp.): ***2,364 (36 games), 2024-25***

Field Goal Percentage
Game: .775 (31-of-40) at Southern Illinois, 2/14/12
Season: .535 (961-of-1797), 1984-85
Season (Opp.): .486 (831-of-1709), 1977-78

3-Point Field Goals Made
Game: 22 vs. Coe, 12/20/18
Season: 375 (35 games), 2023-24
Season (Opp.): 291 (35 games), 2018-19

3-Point Field Goal Attempts
Game: ***42 vs. Nebraska, 11/22/24***
Season: 1,018 (35 games), 2023-24
Season (Opp.): ***834 (36 games), 2024-25***

3-Point FG Percentage
Game: .857 (12-of-14) at Southern Illinois, 2/14/12
Season: .424 (287-of-677), 2011-12
Season (Opp.): .388 (217-of-559), 2001-02

Free Throws Made
Game: 38 vs. Drake, 2/19/55
Season: 696 (25 games), 1970-71
Season (Opp.): 607 (33 games), 1989-90

Free Throw Attempts
Game: 50 vs. Omaha, 1/9/61
Season: 955 (31 games), 1953-54
Season (Opp.): 875 (33 games), 1989-90

Free Throw Percentage
Game: 1.000 (22-of-22) vs. Baylor, 3/19/23
Season: .788 (408-of-518), 2023-24
Season (Opp.): .788 (293-372), 2023-24

Rebounds
Game: 91 vs. North Dakota, 2/26/62
Season: 1,803 (29 games), 1963-64
Season (Opp.): 1,357 (25 games), 1960-61

Rebounding Average
Season: 62.2 (29 games), 1963-64
Season (Opp.): 54.3 (25 games), 1960-61

Rebounding Margin
Season: +489 (26 games), 1961-62
Season (Opp.): +168 (32 games), 1987-88

Assists
Game: 32 vs. USC Upstate, 12/20/17
Season: 655 (33 games), 1989-90
Season (Opp.): 490 (39 games), 2010-11

Turnovers
Season: 538 (31 games), 1984-85
Season (Opp.): 758 (26 games), 1972-73

Blocked Shots
Game: 16 vs. St. Ambrose, 12/21/82
Season: 193 (32 games), 1984-85
Season (Opp.): 122 (35 games), 2021-22

Steals
Game: 19 at Georgetown, 2/9/21
Season: 293 (32 games), 2000-01
Season (Opp.): ***284 (36 games), 2024-25***

Bold italics indicates 2024-25 performance

The Last Time It Happened...

Individual Achievements

A player scored 50 points
CU: Bob Portman (51) vs. UW-Milwaukee, 12/16/67
Opp: Markus Howard (53), Marquette (OT), 1/9/19

A player scored 40+ points
CU: ***Ryan Kalkbrenner (49) vs. UTRGV, 11/6/24***
Opp: James Bouknight (40), Connecticut (OT), 12/20/20

A player scored 30+ points
CU: ***Ryan Kalkbrenner (32) vs. DePaul (2OT), 3/13/25***
Opp: ***Liam McNeeley (38), Connecticut, 2/11/25***

A player grabbed 20 rebounds
CU: Bob Harstad (20) at Southern Illinois, 1/23/89
Opp: N'Faly Dante (20), Oregon (2OT), 3/23/24

A player grabbed 15 rebounds
CU: ***Ryan Kalkbrenner (15) vs. Butler, 3/8/25***
Opp: ***Jamar Brown (16), Kansas City, 11/16/24***

A player had a double-double
CU: ***Jamiya Neal (29 pts., 12 reb.) vs. Louisville, 3/20/25***
Opp: ***Kadary Richmond (12 pts., 12 reb.) and RJ Luis Jr. (29 pts., 10 reb.), St. John's, 3/15/25***

A player had a triple-double
CU: Baylor Scheierman (15 pts., 11 reb., 11 ast.) vs. Georgetown, 2/13/24
Opp: Kadary Richmond (21 pts., 11 reb., 11 ast.), Seton Hall (3OT), 1/20/24

A player made 10+ three-pointers
CU: Mitch Ballock (11) vs. DePaul, 3/9/19
Opp: Markus Howard (10), Marquette, 1/9/19

A player made 15 free throws
CU: ***Steven Ashworth (17) vs. UTRGV, 11/6/24***
Opp: Khadeen Carrington (18), Seton Hall, 2/15/17

A player had 20 free throw attempts
CU: Bob Harstad (20) vs. Morgan State, 12/22/89
Opp: Khadeen Carrington (22), Seton Hall, 2/25/17

A player had 10 assists
CU: ***Steven Ashworth (11) vs. Butler, 3/8/25***
Opp: Kadary Richmond (11), Seton Hall (3OT), 1/20/24

A player had six steals
CU: Damien Jefferson (6) at Providence, 1/2/21
Opp: ***CJ Gunn (6), DePaul (2OT), 3/13/25***

A player had five blocked shots
CU: ***Ryan Kalkbrenner (5) vs. DePaul (2OT), 3/13/25***
Opp: Jaden Bediako (5), Seton Hall (3OT), 1/20/24

A player played a complete game
CU: ***Steven Ashworth (40) vs. Louisville, 3/20/25***
Opp: ***Isaiah Rivera (50), DePaul (2OT), 3/13/25***

Team Achievements

A team scored 100 points
CU: 109 vs. Central Michigan, 12/9/23
Opp: 106 by Marquette, 1/9/19

A team made 35 field goals
CU: 35 at Seton Hall (3OT), 1/20/24
Opp: 38 by Butler, 2/2/24

A team had 75 field goal attempts
CU: 75 vs. Oregon (2OT), 3/23/24
Opp: ***75 vs. Kansas City, 11/15/24***

A team shot 65 percent from the field
CU: .651 vs. Central Michigan (41-of-63), 12/9/23
Opp: .680 by Villanova (34-of-50), 1/2/16

A team made 15 three-point field goals
CU: ***16 vs. Butler, 3/8/25***
Opp: 20 by Colorado State, 11/21/21

A team made 0 three-point field goals
CU: 0-for-5 at Illinois State, 2/20/93
Opp: 0-for-8 by Illinois State, 12/12/99

A team had 35 three-point FG attempts
CU: ***37 vs. Butler, 3/8/25***
Opp: ***35 by Marquette, 2/8/25***

A team shot 65 percent from three-point range
CU: .650 vs. Xavier (13-of-20), 3/10/17
Opp: .684 by Illinois State (13-of-19), 3/7/09

A team made 30 free throws
CU: 36 vs Davidson (36-of-43), 3/21/11
Opp: 31 by George Mason (31-of-44), 12/12/09

A team had 25 assists
CU: 25 vs. Georgetown (34 FGM), 2/13/24
Opp: 25 by Wichita State (34 FGM), 2/6/99

A team had 15 steals
CU: 19 at Georgetown (24 GU TO), 2/9/21
Opp: 21 by Southern Illinois (31 CU TO), 2/9/95

A team blocked 10 shots
CU: 10 at Seton Hall (3OT), 1/20/24
Opp: 11 by Oklahoma, 12/19/15

Bold italics indicates 2024-25 performance

Single Game Records

Points Scored

Pts.	Name, Opponent	Date
51	Bob Portman vs. UW-Milwaukee	12/16/67
49	***Ryan Kalkbrenner vs. UTRGV***	***11/06/24***
47	Eddie Cole at Morningside	11/29/54
46	Bob Portman vs. Weber State	12/23/68
45	Tim Powers at Idaho State	01/29/66
	Benoit Benjamin vs. Indiana State	01/19/85
	Doug McDermott vs. Providence	03/08/14
44	Doug McDermott at Bradley	01/07/12
43	Bob Portman at Kansas State	02/12/68
	Benoit Benjamin vs. Southern Illinois	01/17/85
42	Bob Portman vs. LaSalle	01/30/68
	Cavel Witter vs. Bradley	03/01/08
41	Doug McDermott vs. Wichita State	03/02/13
40	Chad Gallagher vs. Wichita State	02/17/90
	Rodney Buford vs. Bradley	12/30/98
39	Bob Portman at Oklahoma City	02/08/68
	Doug McDermott at Missouri State	01/11/13
	Doug McDermott vs. St. John's	01/28/14
	Doug McDermott vs. Villanova	02/16/14
	Mitch Ballock vs. DePaul	03/09/19

Field Goals Made

FG	Name, Opponent	Date
20	***Ryan Kalkbrenner vs. UTRGV***	***11/06/24***
19	Bob Portman vs. Weber State	12/23/68
	Bob Portman vs. LaSalle	01/30/68
18	Eddie Cole at Morningside	11/29/54
	Benoit Benjamin vs. Southern Illinois	01/17/85
	Benoit Benjamin vs. Indiana State	01/19/85
	Doug McDermott at Bradley	01/07/12
17	Paul Silas vs. Notre Dame	01/11/64
	Tim Powers at Idaho State	01/29/66
	Bob Portman vs. Houston	02/13/67
	Doug McDermott vs. Providence	03/08/14

Field Goal Attempts

FGA	Name, Opponent	Date
41	Bob Portman vs. LaSalle	01/30/68
37	Bob Portman at Kansas State	02/12/68
	Bob Portman at Miami (Fla.)	02/24/68
36	Bob Portman vs. Arizona State	12/07/67
	Bob Portman at Oklahoma City	02/08/68
35	Bob Portman vs. UW-Milwaukee	12/16/67
34	Bob Portman vs. Oklahoma City	01/13/68
33	Bob Portman vs. Wichita State	11/30/68
	Bob Portman vs. Portland	02/08/69
	Bob Portman vs. St. Bonaventure	03/05/69

Field Goal Percentage

(Minimum Nine Attempts)

Pct.	Name (FG-FGA), Opponent	Date
1.000	Bob Harstad (13-13) vs. UTSA	11/30/90
	Anthony Tolliver (11-11) vs. Illinois St.	01/01/07
	Ryan Kalkbrenner (10-10) vs. Holy Cross	11/14/22
	Ryan Kalkbrenner (10-10) vs. Seton Hall	02/28/24
	Vernon Moore (9-9) vs. Neb.-Kearney	11/24/84
.932	Benoit Benjamin (12-13) at Tulsa	03/10/84
.916	Jim Honz (11-12) at S. Illinois	01/25/79
	Greg Brandon (11-12) vs. W. Texas A&M	01/21/84
.909	***Ryan Kalkbrenner (20-22) vs. UTRGV***	***11/06/24***
	Bob Harstad (10-11) vs. Siena	01/30/90
.900	Vernon Moore (9-10) vs. Bradley	01/02/85
	Khyri Thomas (9-10) at Loyola (Ill.)	12/05/15
	Geoffrey Groselle (9-10) at St. John's	12/31/15
	Ryan Kalkbrenner (9-10) at Texas	12/01/22
	Ryan Kalkbrenner (9-10) vs. FDU	***11/10/24***
	Ryan Kalkbrenner (9-10) vs. Seton Hall	***01/25/25***

Bold italics indicates player active in 2024-25

3-Point Field Goals

3FG	Name, Opponent	Date
11	Mitch Ballock vs. DePaul	03/09/19
9	Kyle Korver vs. Evansville	01/15/03
	Ethan Wragge at Villanova	01/20/14
8	Tad Ackerman at Drake	01/23/95
	Kyle Korver at Xavier	12/31/02
	Terrell Taylor vs. Florida	03/15/02
	Isaiah Zierden at DePaul	01/17/16
	Mitch Ballock vs. Marquette	12/14/20
	Ryan Hawkins at Georgetown	02/12/22
7	Gary Swain vs. Nebraska-Omaha	12/11/86
	Ryan Sears vs. Wyoming	12/06/97
	Kyle Korver vs. Notre Dame	11/26/02
	Kyle Korver vs. Fresno State	02/22/03
	Nate Funk at Nebraska	11/18/06
	Booker Woodfox at Saint Joseph's	12/06/08
	Ethan Wragge at Saint Joseph's	11/16/13
	Doug McDermott vs. DePaul	03/13/14
	Cole Huff vs. Seton Hall	03/10/16
	Ty-Shon Alexander vs. Clemson	11/21/18
	Mitch Ballock at Nebraska	12/08/18
	Marcus Zegarowski vs. Butler	02/23/20
	Mitch Ballock at Seton Hall	01/27/21
	Trey Alexander vs. DePaul	12/25/22
	Trey Alexander vs. Georgetown	03/01/23
	Baylor Scheierman at Marquette	12/30/23
	Steven Ashworth vs. Butler	***03/08/25***

3-Point FG Attempts

FGA	Name, Opponent	Date
19	Baylor Scheierman at Nebraska	12/03/23
18	Ryan Hawkins at Georgetown	02/12/22
15	Terrell Taylor vs. Florida	03/15/02
	Kyle Korver vs. Fresno State	02/22/03
	Ty-Shon Alexander vs. Villanova	01/13/19
	Steven Ashworth vs. Oregon	03/23/24
	Steven Ashworth vs. Butler	***03/08/25***
14	Kyle Korver vs. BYU	12/07/02
	Kyle Korver at Nebraska	12/21/02
	Kyle Korver vs. Evansville	01/15/03
	Ethan Wragge at Villanova	01/20/14
	Mitch Ballock vs. Marquette	12/14/20

3-Point Percentage

Pct.	Name, Opponent (min. 5 3 FGA)	Date
1.000	Marcus Zegarowski (7-7) vs. Butler	02/23/20
	Kyle Korver (6-6) vs. Texas-Arlington	11/17/02
	Porter Moser (5-5) vs. Bradley	01/21/89
	Ben Walker (5-5) vs. Evansville	02/28/00
	Michael Lindeman (5-5) vs. Bradley	02/08/03
	Marcus Zegarowski (5-5) vs. Seton Hall	03/07/20
.917	Mitch Ballock (11-12) vs. DePaul	03/09/19
.857	Kyle Korver (6-7) vs. Missouri State	01/19/00
	Ryan Sears (6-7) at Indiana State	02/04/01
	Booker Woodfox (6-7) vs. Indiana St.	01/19/08
	Doug McDermott (6-7) vs. Indiana St.	03/09/13
	Rick Kreklow (6-7) vs. Marquette	02/14/15
	Steven Ashworth (6-7) at Providence	02/07/24
	Jamiya Neal (6-7) vs. Villanova	***12/21/24***

Mitch Ballock scored 39 points vs. DePaul on March 9, 2019, tying a BIG EAST record with 11 three-pointers in the win.

Free Throw Percentage

(Minimum 11 Attempts)

Pct.	Name (FTM-FTA), Opponent	Date
1.000	***Steven Ashworth (17-17) vs. UTRGV***	***11/06/24***
	Doug Brookins (16-16) vs. S. Illinois	12/16/74
	Mike Caruso (14-14) vs. LaSalle	01/21/70
	Bob Portman (13-13) vs. Okla. City	01/13/68
	Doug McDermott (13-13) vs. UAPB	12/17/13
	Ben Walker (12-12) at Illinois State	02/05/00
	Kyle Korver (12-12) vs. Grambling State	11/29/01
	Kenny Evans (12-12) at Marquette	12/14/85
	Doug McDermott (12-12) vs. Duke	03/24/13
	Seven tied with 11-11, last by	
	Ty-Shon Alexander vs. Clemson	11/21/18

Free Throws Made

FT	Name, Opponent	Date
19	Bob Portman vs. UW-Milwaukee	12/16/67
17	Bob Harstad vs. Morgan State	12/22/89
	Steven Ashworth vs. UTRGV	***11/06/24***
15	Elton Tuttle at Canisius	01/30/54
	Bob Harstad vs. Cleveland State	12/06/89
	Bob Harstad at Southern Illinois	02/10/90
	Nate Funk vs. Dayton	11/26/05
14	Paul Silas vs. St. Mary's (CA)	12/20/62
	Vernon Moore vs. Regis	12/14/84
	Bob Harstad vs. Nebraska	12/14/89
	Bob Harstad vs. Southern Illinois	02/23/91
	Jerry Vanderheydt vs. Florida A&M	12/22/93

Free Throw Attempts

FTA	Name, Opponent	Date
23	Bob Portman vs. UW-Milwaukee	12/16/67
22	Paul Silas vs. St. Mary's (CA)	12/20/62
20	Elton Tuttle at Canisius	01/30/54
	Bob Harstad vs. Morgan State	12/22/89
19	Bob Harstad vs. Cleveland State	12/06/89
18	Vernon Moore vs. Regis	12/14/84
	Kenny Evans vs. Southern Illinois	02/21/87
	Jerry Vanderheydt vs. Florida A&M	12/22/93
	Nate Funk vs. Dayton	11/26/05
17	***Steven Ashworth vs. UTRGV***	***11/06/24***

Assists

Ast.	Name, Opponent	Date
18	Ralph Bobik vs. Houston	02/17/73
17	Ralph Bobik at St. Francis (Pa.)	02/23/73
	Ralph Bobik vs. Bradley	01/22/74
16	Ralph Bobik vs. BYU	12/17/73
14	Maurice Watson Jr. at Seton Hall	01/09/16
	Maurice Watson Jr. at Providence	01/07/17
13	Latrell Wrightsell vs. Nebraska	12/07/91
	Jason Bey vs. Southern Illinois	02/27/95
	Maurice Watson Jr. vs. Akron	12/03/16
	Maurice Watson Jr. vs. Washington St.	11/18/16

20-Rebound Games

Reb.	Name, Opponent	Date
38	Paul Silas vs. Centenary	02/19/62
37	Paul Silas vs. Tennessee State	02/12/63
	Paul Silas vs. Colorado College	02/14/63
36	Paul Silas vs. Marquette	01/23/64
35	Paul Silas vs. Wabash	01/06/62
33	Paul Silas at UCLA	12/21/63
31	Paul Silas at Arizona State	12/13/63
	Paul Silas vs. Nevada	12/23/63
30	Paul Silas at La Salle	12/01/62
29	Paul Silas vs. Colorado College	12/01/61
	Paul Silas vs. North Dakota	03/03/62
	Paul Silas vs. Clemson	12/15/62

NOTE: Silas also had four games with 28 rebounds, two games with 27 rebounds, three games with 26 rebounds, one game with 25 rebounds, seven games with 24 rebounds and six games with 23 rebounds. Others besides Silas listed below:

24	Ted Wuebben vs. Cleveland State	02/20/73
22	Benoit Benjamin vs. Briar Cliff	12/04/84
21	Cyril Baptiste vs. Idaho State	12/09/69
	Cyril Baptiste vs. Cal State Fullerton	12/11/69
	Ted Wuebben vs. Southern Illinois	03/07/72
20	Bob Gibson vs. Nebraska-Omaha	02/26/57
	Bob Portman vs. UW-Milwaukee	12/16/67
	Bob Harstad at Southern Illinois	01/23/89

Blocked Shots

Blk.	Name, Opponent	Date
12	Benoit Benjamin at Bradley	02/02/85
11	Benoit Benjamin vs. Tulsa	02/16/84
10	Benoit Benjamin vs. Nebraska Omaha	12/22/83
	Benoit Benjamin at Illinois State	03/08/84
	Benoit Benjamin vs. Southern Illinois	01/17/85
9	Benoit Benjamin vs. West Texas A&M	01/21/84
8	Benoit Benjamin vs. Iowa State	12/10/83
	Benoit Benjamin at Chaminade	12/19/84
	Benoit Benjamin at Tulsa	01/12/85
	Doug Swenson at UMKC	11/18/98
	Ryan Kalkbrenner at St. John's	02/25/24

Steals

Stl.	Name, Opponent	Date
8	Latrell Wrightsell vs. Drake	03/02/91
	Latrell Wrightsell vs. Drake	02/21/91
7	Charles Butler vs. Wake Forest	12/30/74
	Mark Jones vs. St. Ambrose	12/21/82
	Vernon Moore vs. Southern	01/07/85
	James Farr at Iowa State	12/12/87
	Rodney Buford vs. UMKC	11/25/96
	Rodney Buford vs. Missouri State	01/21/98
	Anthony Tolliver at Evansville	02/07/06
	Johnny Mathies vs. Indiana State	02/22/06
	P'Allen Stinnett vs. Southern	12/15/08

Bluejay Triple-Double Performances

Date	Player	Opponent	Pts.	Reb.	Ast.	Blk.	Stl.
02-16-1984	Benoit Benjamin	vs. Tulsa (ot)	24	17	1	11	0
01-17-1985	Benoit Benjamin	vs. Southern Illinois	43	16	3	10	1
02-02-1985	Benoit Benjamin	at Bradley (ot)	29	12	0	12	3
02-13-2024	Baylor Scheierman	vs. Georgetown	15	11	11	1	0

Season Records

500-point Seasons

Pts.	Name (Class)	Year
934	Doug McDermott (Sr.)	2013-14
834	Doug McDermott (Jr.)	2012-13
801	Doug McDermott (So.)	2011-12
738	Bob Portman (Jr.)	1967-68
734	Bob Harstad (Jr.)	1989-90
688	Benoit Benjamin (Jr.)	1984-85
681	Bob Portman (Sr.)	1968-69
672	***Ryan Kalkbrenner (Sr.)***	***2024-25***
671	Vernon Moore (Sr.)	1984-85
654	Marcus Foster (Sr.)	2017-18
651	Rod Mason (Sr.)	1987-88
647	Baylor Scheierman (Sr.)	2023-24
638	Marcus Foster (Jr.)	2016-17
620	Chad Gallagher (Sr.)	1990-91
616	Ray Yost (Sr.)	1953-54
615	Trey Alexander (Jr.)	2023-24
608	Eddie Cole (Jr.)	1953-54
604	Kyle Korver (Sr.)	2002-03
604	Ryan Kalkbrenner (Sr.)	2023-24
589	Rodney Buford (So.)	1996-97
586	Nate Funk (Jr.)	2004-05
585	Nate Funk (Sr.)	2006-07
584	Chad Gallagher (Jr.)	1989-90
581	Doug McDermott (Fr.)	2010-11
576	Rodney Buford (Sr.)	1998-99
573	Elton Tuttle (Sr.)	1953-54
573	Paul Silas (Jr.)	1962-63
573	***Steven Ashworth (Sr.)***	***2024-25***
570	Bob Harstad (Sr.)	1990-91
559	Tim Powers (Jr.)	1965-66
558	Wally Anderzunas (Sr.)	1968-69
555	Rick Apke (Jr.)	1976-77
551	Paul Silas (So.)	1961-62
545	Gene Harmon (Sr.)	1973-74
541	Ryan Kalkbrenner (Jr.)	2022-23
538	Duan Cole (Sr.)	1991-92
537	Paul Silas (Sr.)	1963-64
536	Booker Woodfox (Sr.)	2008-09
534	Ty-Shon Alexander (So.)	2018-19
530	Rodney Buford (Jr.)	1997-98
524	Ty-Shon Alexander (Jr.)	2019-20
517	Bob Harstad (So.)	1988-89
513	Rick Apke (Sr.)	1977-78
511	Antoine Young (Jr.)	2010-11
506	Bob Gibson (Jr.)	1955-56
502	Trey Alexander (So.)	2022-23
500	Marcus Zegarowski (So.)	2019-20

Scoring Average

Avg.	Name (Class, Year)	Pts.	GP
29.52	Bob Portman (Jr., 1967-68)	738	25
26.69	Doug McDermott (Sr., 2013-14)	934	35
26.19	Bob Portman (Sr., 1968-69)	681	26
23.58	Eddie Cole (Sr., 1954-55)	448	19
23.17	Doug McDermott (Jr., 2012-13)	834	36
22.89	Doug McDermott (So., 2011-12)	801	35
22.24	Bob Harstad (Jr., 1989-90)	734	33
22.04	Paul Silas (So., 1961-62)	551	25
22.00	Bob Gibson (Jr., 1955-56)	506	23
21.50	Tim Powers (Jr., 1965-66)	559	26
21.50	Benoit Benjamin (Jr., 1984-85)	688	32

Field Goals Made

FG	Name (Class)	Year
330	Doug McDermott (Sr.)	2013-14
307	Doug McDermott (So.)	2011-12
303	Bob Portman (Jr.)	1967-68
284	Doug McDermott (Jr.)	2012-13
271	***Ryan Kalkbrenner (Sr.)***	***2024-25***
265	Vernon Moore (Sr.)	1984-85
259	Eddie Cole (Jr.)	1953-54
258	Benoit Benjamin (Jr.)	1984-85
258	Bob Harstad (Jr.)	1989-90
256	Bob Portman (Sr.)	1968-69

Field Goal Attempts

FGA	Name (Class)	Year
699	Bob Portman (Jr.)	1967-68
627	Doug McDermott (Sr.)	2013-14
584	Wally Anderzunas (Sr.)	1968-69
583	Bob Portman (Sr.)	1968-69
532	Marcus Foster (Jr.)	2016-17
531	Paul Silas (Jr.)	1962-63
529	Paul Silas (Sr.)	1963-64
524	Paul Silas (So.)	1961-62
520	Trey Alexander (Jr.)	2023-24
518	Doug McDermott (Jr.)	2012-13

Field Goal Percentage

(Minimum 200 Attempts)

Pct.	Name (Class, Year)	FGM-FGA
.702	Geoffrey Groselle (Sr., 2015-16)	146-208
.695	Ryan Kalkbrenner (Jr., 2022-23)	219-315
.681	Christian Bishop (Jr., 2020-21)	141-207
.676	Justin Patton (Fr., 2016-17)	200-296
.674	Vernon Moore (Sr., 1984-85)	265-393
.657	Gregory Echenique (Sr., 2012-13)	138-210
.653	***Ryan Kalkbrenner (Sr., 2024-25)***	***271-415***
.6461	Ryan Kalkbrenner (Sr., 2023-24)	241-373
.6455	Ryan Kalkbrenner (So., 2021-22)	173-268
.607	Gregory Echenique (Jr., 2011-12)	130-214

3-pt Field Goals

3FG	Name (Class)	Year
129	Kyle Korver (Sr.)	2002-03
110	Ethan Wragge (Sr.)	2013-14
110	Baylor Scheierman (Sr.)	2023-24
110	***Steven Ashworth (Sr.)***	***2024-25***
100	Kyle Korver (So.)	2000-01
97	Ty-Shon Alexander (So.)	2018-19
96	Doug McDermott (Sr.)	2013-14
95	Marcus Foster (Sr.)	2017-18
95	Mitch Ballock (So.)	2018-19
93	Mitch Ballock (Jr.)	2019-20

3-pt FG Percentage

(Minimum 50 Attempts)

Pct.	Name (Class, Year)	FGM-FGA
.490	Doug McDermott (Jr., 2012-13)	77-157
.486	Jimmy Motz (Jr., 2004-05)	54-111
.486	Doug McDermott (So., 2011-12)	54-111
.480	Kyle Korver (Sr., 2002-03)	129-269
.476	Booker Woodfox (Sr., 2008-09)	91-191
.47015	Duan Cole (Jr., 1990-91)	63-134
.47009	Ethan Wragge (Sr., 2013-14)	110-234
.4685	Nate Funk (Jr., 2004-05)	67-143
.4683	Jahenns Manigat (So., 2011-12)	59-126
.4675	Ben Walker (Jr., 1999-00)	36-77

Consecutive Games With a 3FG

Streak	Name	Dates of Streak
48	Baylor Scheierman	Nov. 7, 2022 - Dec. 16, 2023
42	***Steven Ashworth***	***Jan. 13, 2024 - Feb. 8, 2025***
33	Ty-Shon Alexander	Feb. 27, 2018-March 6, 2019
31	Booker Woodfox	Nov. 25, 2008-March 23, 2009
28	Kyle Korver	Feb. 4, 2001-Feb. 6, 2002
27	Kyle Korver	Feb. 13, 2002-Jan. 20, 2003
25	Rodney Buford	Jan. 25, 1997-Jan. 10, 1998
23	Ethan Wragge	Nov. 8, 2013-Feb. 9, 2014
23	Mitch Ballock	Nov. 12, 2019-Feb. 8, 2020
23	Marcus Zegarowski	Dec. 17, 2020 - March 28, 2021
23	Baylor Scheierman	Dec. 30, 2023-March 29, 2024

Free Throws Made

FT	Name (Class)	Year
218	Bob Harstad (Jr.)	1989-90
215	Elton Tuttle (Sr.)	1953-54
189	Doug McDermott (Jr.)	2012-13
187	Elton Tuttle (Jr.)	1952-53
178	Ray Yost (Sr.)	1953-54
178	Doug McDermott (Sr.)	2013-14
172	Benoit Benjamin (Jr.)	1984-85
169	Bob Portman (Sr.)	1968-69
162	Bob Gibson (Jr.)	1955-56
153	Dick Harvey (Sr.)	1959-60

Free Throw Attempts

FTA	Name (Class)	Year
313	Elton Tuttle (Sr.)	1953-54
273	Bob Harstad (Jr.)	1989-90
243	Ray Yost (Sr.)	1953-54
233	Benoit Benjamin (Jr.)	1984-85
228	Paul Silas (Jr.)	1962-63
225	Bob Harstad (So.)	1988-89
219	Bob Gibson (Jr.)	1955-56
216	Doug McDermott (Jr.)	2012-13
215	Paul Silas (So.)	1961-62
210	Bob Portman (Sr.)	1968-69

Free Throw Percentage

(Minimum 70 Attempts)

Pct.	Name (Class, Year)	FTM-FTA
.930	***Steven Ashworth (Sr., 2024-25)***	***119-128***
.908	Kyle Korver (Sr., 2002-03)	109-120
.907	Steven Ashworth (Sr., 2023-24)	68-75
.890	Kyle Korver (Jr., 2001-02)	97-109
.882	Doug Brookins (Sr., 1974-75)	98-111
.880	Mike Caruso (Sr., 1970-71)	95-108
.876	Baylor Scheierman (Sr., 2023-24)	99-113
.875	Doug McDermott (Jr., 2012-13)	189-216
.871	Ryan Nembhard (So., 2022-23)	74-85
.868	Booker Woodfox (Sr., 2008-09)	99-114
.867	Kyle Korver (So., 2000-01)	72-83

Consecutive Free Throws

Since 1980

FT	Name	Dates of Streak
45	Doug McDermott	Dec. 1, 2013-Jan. 4, 2014
41	***Steven Ashworth***	***March 2-Nov. 22, 2024***
38	***Steven Ashworth***	***Nov. 27, 2024-Jan. 11, 2025***
36	Booker Woodfox	Dec. 6, 2008-Jan. 6, 2009
35	Bob Portman	1967-68
32	Michael Lindeman	Jan. 23-Nov. 29, 2003
31	Baylor Scheierman	Feb. 17-March 29, 2024
31	***Steven Ashworth***	***Jan. 18-Feb. 11, 2025***
28	Kyle Korver	Jan. 27-March 15, 2001
28	Doug McDermott	March 10-Nov. 8, 2013

Steven Ashworth owns three of the eight longest free throw streaks at Creighton since 1980.

The top three rebound totals in Creighton single-season history belong to Paul Silas.

Rebounds

Reb.	Name (Class)	Year
631	Paul Silas (Sr.)	1963-64
563	Paul Silas (So.)	1961-62
557	Paul Silas (Jr.)	1962-63
451	Benoit Benjamin (Jr.)	1984-85
385	Bob Portman (Jr.)	1967-68
362	Dick Hartman (Jr.)	1959-60
332	Gregory Brandon (Sr.)	1983-84
330	George Morrow (Sr.)	1980-81
317	Elton McGriff (Sr.)	1964-65
315	Baylor Scheierman (Sr.)	2023-24

Steals

Stl.	Name (Class)	Year
80	Ryan Sears (Jr.)	1999-00
73	Ryan Sears (Sr.)	2000-01
72	Latrell Wrightsell (Sr.)	1991-92
70	Duan Cole (Sr.)	1991-92
70	Josh Dotzler (Sr.)	2008-09
68	Ryan Sears (So.)	1998-99
63	James Farr (Jr.)	1987-88
62	Ryan Sears (Fr.)	1997-98
59	Rodney Buford (Sr.)	1998-99
59	Johnny Mathies (Jr.)	2004-05

Assists

Ast.	Name (Class)	Year
252	Ralph Bobik (Sr.)	1973-74
239	***Steven Ashworth (Sr.)***	***2024-25***
229	Maurice Watson Jr. (Jr.)	2015-16
210	Grant Gibbs (Jr.)	2012-13
205	Randy Eccker (Jr.)	1976-77
195	Antoine Young (Jr.)	2010-11
184	Tyler McKinney (Sr.)	2004-05
176	Grant Gibbs (So.)	2011-12
176	Ryan Nembhard (So.)	2022-23
175	Ryan Sears (Jr.)	1999-00

Blocked Shots

Blk.	Name (Class)	Year
162	Benoit Benjamin (Jr.)	1984-85
157	Benoit Benjamin (So.)	1983-84
107	Ryan Kalkbrenner (Sr.)	2023-24
93	***Ryan Kalkbrenner (Sr.)***	***2024-25***
92	Benoit Benjamin (Fr.)	1982-83
89	Ryan Kalkbrenner (So.)	2021-22
72	Ryan Kalkbrenner (Jr.)	2022-23
70	Chad Gallagher (Sr.)	1990-91
62	Chad Gallagher (Jr.)	1989-90
62	Gregory Echenique (Sr.)	2012-13

Bold italics indicates player active in 2024-25

Career Records

Points Scored

Pts.	Name	Years
3,150	Doug McDermott	2010-14
2,443	***Ryan Kalkbrenner***	***2020-25***
2,116	Rodney Buford	1995-99
2,110	Bob Harstad	1987-91
1,983	Chad Gallagher	1987-91
1,876	Bob Portman	1966-69
1,801	Kyle Korver	1999-03
1,754	Nate Funk	2002-07
1,682	Rick Apke	1974-78
1,661	Paul Silas	1961-64
1,654	Vernon Moore	1981-85
1,575	Benoit Benjamin	1982-85
1,526	John C. Johnson	1975-79
1,500	Kevin McKenna	1977-81
1,437	Eddie Cole	1951-55
1,376	Trey Alexander	2021-24
1,369	Gene Harmon	1971-74
1,361	Duan Cole	1987-92
1,342	Antoine Young	2008-12
1,313	Kenny Lawson Jr.	2006-11
1,309	Ryan Sears	1997-01
1,304	Mitch Ballock	2017-21
1,303	Elton Tuttle	1951-54
1,293	Marcus Zegarowski	2018-21
1,292	Marcus Foster	2016-18
1,272	Bob Gibson	1954-57
1,267	Wally Anderzunas	1965-67, 1968-69
1,254	Gary Swain	1983-87
1,241	Ty-Shon Alexander	2017-20
1,238	Ben Walker	1997-01
1,196	Ray Yost	1951-54
1,172	Dick Harvey	1956-59
1,155	Ethan Wragge	2009-14
1,152	Dane Watts	2004-08
1,140	Khyri Thomas	2015-18
1,119	Baylor Scheierman	2022-24
1,116	Kenny Evans	1982-87
1,115	Doug Brookins	1972-75
1,115	Daryl Stovall	1978-82
1,093	Tim Powers	1964-67
1,050	Reggie Morris	1982-86
1,031	Johnny Mathies	2003-06
1,024	P'Allen Stinnett	2007-10
1,023	Rod Mason	1986-88
1,013	Austin Chatman	2011-15
1,006	Gregory Echenique	2010-13
1,004	Anthony Tolliver	2003-07

Scoring Average

Avg.	Name, Years	Pts.	GP
24.68	Bob Portman, 1966-69	1,876	76
21.72	Doug McDermott, 2010-14	3,150	145
20.51	Paul Silas, 1961-64	1,661	81
20.19	Bob Gibson, 1954-57	1,272	63
19.00	Marcus Foster, 2016-18	1,292	68
18.10	Benoit Benjamin, 1982-85	1,575	87
17.93	Rodney Buford, 1995-99	2,116	118
17.36	Wally Anderzunas, 1965-69	1,267	73
17.35	Tim Powers, 1964-67	1,093	63
17.05	Rod Mason, 1986-88	1,023	60

Doug McDermott is one of 12 men in NCAA history to score 3,000 career points.

Field Goals Made

FG	Name	Years
1,141	Doug McDermott	2010-14
984	***Ryan Kalkbrenner***	***2020-25.***
811	Chad Gallagher	1987-91
778	Rodney Buford	1995-99
759	Bob Harstad	1987-91
747	Bob Portman	1966-69
673	Rick Apke	1975-78
649	Vernon Moore	1981-85
643	Paul Silas	1961-64
621	Nate Funk	2002-07

Field Goal Attempts

FGA	Name	Years
2,075	Doug McDermott	2010-14
1,739	Rodney Buford	1995-99
1,705	Bob Portman	1966-69
1,584	Paul Silas	1961-64
1,558	Bob Harstad	1987-91
1,495	***Ryan Kalkbrenner***	***2020-25***
1,472	Chad Gallagher	1987-91
1,345	Wally Anderzunas	1965-69
1,307	Nate Funk	2002-07
1,258	Rick Apke	1974-78

Field Goal Percentage

(Minimum 300 Attempts)

Pct.	Name, Years	FGM-FGA
.684	Geoffrey Groselle, 2012-16	232-339
.658	***Ryan Kalkbrenner, 2020-25***	***984-1,495***
.645	Christian Bishop, 2018-21	296-459
.628	Zach Hanson, 2013-17	218-347
.625	Gregory Echenique, 2010-13	374-598
.615	Will Artino, 2011-15	256-416
.611	Mike Grimes, 2000-04	292-478
.602	Martin Krampelj, 2015-19	311-517
.585	Vernon Moore, 1981-85	649-1,109
.562	Benoit Benjamin, 1982-85	610-1,085

3-pt Field Goals

3FG	Name	Years
371	Kyle Korver	1999-03
334	Ethan Wragge	2009-14
308	Mitch Ballock	2017-21
274	Doug McDermott	2010-14
245	Ryan Sears	1997-01
215	Marcus Zegarowski	2018-21
212	Rodney Buford	1995-99
210	Ty-Shon Alexander	2017-20
206	Jahenns Manigat	2010-14
200	Nate Funk	2002-07

3-pt FG Attempts

FGA	Name	Years
819	Kyle Korver	1999-03
773	Mitch Ballock	2017-21
761	Ethan Wragge	2009-14
689	Ryan Sears	1997-01
598	Doug McDermott	2010-14
565	Ty-Shon Alexander	2017-20
558	Rodney Buford	1995-99
528	Baylor Scheierman	2022-24
523	***Steven Ashworth***	***2023-25***
508	Jahenns Manigat	2010-14
508	Marcus Zegarowski	2018-21

3-pt FG Percentage

(Minimum 100 Attempts)

Pct.	Name, Years	3FGM-FGA
.458	Doug McDermott, 2010-14	274-598
.455	Booker Woodfox, 2007-09	147-323
.453	Kyle Korver, 1999-03	371-819
.441	Rod Mason, 1986-88	132-299
.440	Nerijus Karlikanovas, 1998-00	48-109
.439	Ethan Wragge, 2009-14	334-761
.431	Michael Lindeman, 2000-04	62-144
.429	Duan Cole, 1987-92	176-410
.423	Marcus Zegarowski, 2018-21	215-508
.407	Cole Huff, 2015-17	124-305

Free Throws Made

FT	Name	Years
594	Doug McDermott	2010-14
588	Bob Harstad	1987-91
525	Elton Tuttle	1951-54
429	***Ryan Kalkbrenner***	***2020-25***
418	Bob Gibson	1954-57
382	Bob Portman	1966-69
375	Paul Silas	1961-64
362	Antoine Young	2008-12
356	Vernon Moore	1981-85
355	Benoit Benjamin	1982-85

Free Throw Attempts

FTA	Name	Years
800	Bob Harstad	1987-91
759	Elton Tuttle	1951-54
715	Doug McDermott	2010-14
637	Paul Silas	1961-64
605	***Ryan Kalkbrenner***	***2020-25***
575	Bob Gibson	1954-57
509	Antoine Young	2008-12
505	Dick Harvey	1956-60
503	Vernon Moore	1981-85
493	Benoit Benjamin	1982-85

Free Throw Percentage

(Minimum 200 Attempts)

Pct.	Name, Years	FTM-FTA
.921	***Steven Ashworth, 2023-25***	***187-203***
.891	Kyle Korver, 1999-03	312-350
.844	Mike Caruso, 1968-71	276-327
.831	Doug McDermott, 2010-14	594-715
.826	Cavel Witter, 2007-10	246-298
.822	Trey Alexander, 2021-24	250-304
.817	Nate Funk, 2002-07	312-382
.813	Ty-Shon Alexander, 2017-20	231-284
.807	Ryan Sears, 1997-01	330-409
.800	Rick Apke, 1975-78	336-420

Rebounds

Reb.	Name	Years
1,751	Paul Silas	1961-64
1,146	***Ryan Kalkbrenner***	***2020-25***
1,126	Bob Harstad	1987-91
1,088	Doug McDermott	2010-14
1,005	Benoit Benjamin	1982-85
979	Bob Portman	1966-69
891	Chad Gallagher	1987-91
762	Kenny Lawson Jr.	2006-11
716	Rodney Buford	1995-99
709	Rick Apke	1974-78

Blocked Shots

Since 1979-80

Blk.	Name	Years
411	Benoit Benjamin	1982-85
399	***Ryan Kalkbrenner***	***2020-25***
183	Chad Gallagher	1987-91
174	Gregory Echenique	2010-13
153	Kenny Lawson Jr.	2006-11
138	Brody Deren	2001-04
136	Anthony Tolliver	2003-07
109	Doug Swenson	1997-99
104	Joe Dabbert	2000-04
82	Christian Bishop	2018-21

Assists

Since 1970-71

Ast.	Name	Years
570	Ryan Sears	1997-01
549	Ralph Bobik	1971-74
505	Antoine Young	2008-12
498	Grant Gibbs	2011-14
493	Austin Chatman	2011-15
458	Randy Eccker	1974-78
430	Tyler McKinney	2001-05
418	Vernon Moore	1981-85
391	Maurice Watson Jr.	2015-17
389	Marcus Zegarowski	2018-21



Ryan Sears remains Creighton's all-time leader in both career assists (570) and career steals (283).

Steals

Since 1979-80

Stl.	Name	Years
283	Ryan Sears	1997-01
196	Josh Dotzler	2005-09
195	Rodney Buford	1995-99
186	Duan Cole	1987-92
172	Kyle Korver	1999-03
157	Johnny Mathies	2003-06
154	Latrell Wrightsell	1988-92
150	Vernon Moore	1981-85
148	Ben Walker	1997-01
141	Khyri Thomas	2015-18

Bold italics indicates player active in 2024-25

1,000 Point Scorers

Doug McDermott
2010-14
3,150 points

Ryan Kalkbrenner
2020-25
2,443 points

Rodney Buford
1995-99
2,116 points



Bob Harstad
1987-91
2,110 points

Chad Gallagher
1987-91
1,983 points

Bob Portman
1966-69
1,876 points

Year	G-GS	FG-A	Pct.	3FG-A	Pct.	FT-A	Pct.	Pts.	Avg.	Reb.	Avg.	PF-D	Ast.	TO	Blk.	Stl.
1. Doug McDermott (3,150 points)																
2010-11	39-39	220-419	.525	47-116	.405	94-126	.746	581	14.9	280	7.2	81-0	45	87	4	11
2011-12	35-35	307-511	.601	54-111	.486	133-167	.796	801	22.9	288	8.2	61-0	37	79	3	7
2012-13	36-36	284-518	.548	77-157	.490	189-216	.875	834	23.2	276	7.7	56-1	57	93	2	8
2013-14	35-35	330-627	.526	96-214	.449	178-206	.864	934	26.7	244	7.0	67-0	55	62	5	8
Totals	**145-145**	**1,141-2,075**	**.550**	**274-598**	**.458**	**594-715**	**.831**	**3,150**	**21.7**	**1,088**	**7.5**	**265-1**	**194**	**321**	**14**	**34**
2. Ryan Kalkbrenner (2,443 points)																
2020-21	31-0	80-124	.645	0-2	.000	22-45	.489	182	5.9	108	3.5	48-0	10	16	38	6
2021-22	34-34	173-268	.646	3-12	.250	95-129	.736	444	13.1	261	7.7	48-0	31	47	89	15
2022-23	34-34	219-315	.695	6-19	.316	97-122	.795	541	15.9	208	6.1	63-0	41	50	72	21
2023-24	35-35	241-373	.646	16-54	.296	106-149	.711	604	17.3	266	7.6	66-0	44	52	107	13
2024-25	35-35	271-415	.653	21-61	.344	109-160	.681	672	19.2	303	8.7	49-0	54	51	93	19
Totals	**169-138**	**984-1,495**	**.658**	**46-148**	**.311**	**429-605**	**.709**	**2,443**	**14.5**	**1,146**	**6.8**	**274-0**	**180**	**216**	**399**	**74**
3. Rodney Buford (2,116 points)																
1995-96	29-11	158-342	.462	46-118	.390	59-81	.728	421	14.5	122	4.2	48-0	41	49	24	49
1996-97	30-30	225-512	.439	58-153	.379	81-110	.736	589	19.6	168	5.6	60-0	48	63	18	44
1997-98	28-28	189-446	.424	53-162	.327	99-138	.717	530	18.9	204	7.3	55-0	58	77	9	43
1998-99	31-31	206-439	.469	55-125	.440	109-133	.820	576	18.6	222	7.2	56-1	68	72	8	59
Totals	**118-100**	**778-1,739**	**.447**	**212-558**	**.380**	**348-462**	**.753**	**2,116**	**17.9**	**716**	**6.1**	**219-1**	**215**	**261**	**59**	**195**
4. Bob Harstad (2,110 points)																
1987-88	32-32	110-236	.466	1-5	.200	68-112	.607	289	9.0	272	8.5	127-16	40	52	13	29
1988-89	31-31	182-398	.457	1-5	.200	152-225	.676	517	16.7	290	9.4	102-4	40	66	10	30
1989-90	33-33	258-505	.511	0-3	.000	218-273	.799	734	22.2	290	8.8	96-2	31	71	5	38
1990-91	32-32	209-419	.499	2-7	.286	150-190	.790	570	17.8	274	8.6	79-1	41	84	8	31
Totals	**128-128**	**759-1,558**	**.487**	**4-20**	**.200**	**588-800**	**.735**	**2,110**	**16.5**	**1,126**	**8.8**	**404-23**	**152**	**273**	**36**	**128**
5. Chad Gallagher (1,983 points)																
1987-88	32-30	163-313	.521	0-0	.000	39-65	.600	365	11.4	168	5.3	106-9	19	63	27	10
1988-89	27-12	171-303	.564	2-3	.667	70-105	.667	414	15.3	177	6.6	80-5	23	44	24	16
1989-90	33-33	240-437	,549	5-8	.625	99-140	.707	584	17.7	266	8.1	108-5	46	62	62	23
1990-91	32-32	237-419	.566	5-11	.455	141-175	.806	620	19.4	280	8.8	98-8	41	70	70	22
Totals	**124-107**	**811-1,472**	**.551**	**12-22**	**.546**	**349-485**	**.720**	**1,983**	**16.0**	**891**	**7.2**	**392-27**	**129**	**239**	**183**	**71**
6. Bob Portman (1,876 points)																
1966-67	25-25	188-423	.444	—	—	81-110	.736	457	18.3	286	11.4	—	—	—	—	—
1967-68	25-25	303-699	.438	—	—	132-167	.790	738	29.5	385	15.4	—	—	—	—	—
1968-69	26-26	256-583	.439	—	—	169-210	.805	681	26.2	308	11.8	—	—	—	—	—
Totals	**76-76**	**747-1,705**	**.438**	**—**	**—**	**382-487**	**.784**	**1,876**	**24.6**	**979**	**12.9**	**—**	**—**	**—**	**—**	**—**

Dozens of former players and coaches came back in 2018 when Dana Altman and Kyle Korver were inducted into the Creighton Athletics Hall of Fame.

Rodney Buford, Doug McDermott and Kyle Korver combined for more than 7,000 career points at Creighton and scored more than 19,000 points in the NBA.

1,000 Point Scorers

Kyle Korver
1999-2003
1,801 points

Nate Funk
2002-07
1,754 points

Rick Apke
1974-78
1,682 points

Paul Silas
1961-64
1,661 points



Vernon Moore
1981-85
1,654 points



Benoit Benjamin
1982-85
1,575 points

John C. Johnson
1975-79
1,526 points

Kevin McKenna
1977-81
1,500 points

Year	G-GS	FG-A	Pct.	3FG-A	Pct.	FT-A	Pct.	Pts.	Avg.	Reb.	Avg.	PF-D	Ast.	TO	Blk.	Stl.
7. Kyle Korver (1,801 points)																
1999-00	33-1	97-204	.475	63-145	.434	34-38	.895	291	8.8	101	3.1	57-1	32	43	5	21
2000-01	32-32	148-315	.470	100-221	.452	72-83	.867	468	14.6	186	5.8	82-2	63	57	14	56
2001-02	29-28	131-274	.478	79-184	.429	97-109	.890	438	15.1	160	5.5	69-2	95	63	16	45
2002-03	34-34	183-391	.468	129-269	.480	109-120	.908	604	17.8	217	6.4	89-2	104	68	23	50
Totals	**128-95**	**559-1,184**	**.472**	**371-819**	**.453**	**312-350**	**.891**	**1,801**	**14.1**	**664**	**5.2**	**297-7**	**294**	**231**	**58**	**172**
8. Nate Funk (1,754 points)																
2002-03	34-0	62-126	.492	20-56	.357	15-24	.625	159	4.7	38	1.1	31-0	62	46	4	27
2003-04	29-29	113-272	.415	48-112	.429	48-62	.774	322	11.1	98	3.4	42-0	78	61	7	27
2004-05	33-33	210-406	.517	67-143	.469	99-120	.825	586	17.8	167	5.1	50-0	76	60	10	23
2005-06	6-4	34-80	.425	10-30	.333	24-30	.800	102	17.0	28	4.7	10-0	8	11	1	7
2006-07	33-33	202-423	.478	55-151	.364	126-146	.863	585	17.7	115	3.5	48-0	99	71	3	41
Totals	**135-99**	**621-1,307**	**.475**	**200-492**	**.407**	**312-382**	**.817**	**1,754**	**13.0**	**446**	**3.3**	**181-0**	**323**	**249**	**25**	**125**
9. Rick Apke (1,682 points)																
1974-75	27-27	68-133	.511	—	—	39-52	.750	175	6.4	114	4.2	40-1	33	35	—	—
1975-76	26-26	173-318	.544	—	—	93-117	.794	439	16.8	202	7.7	72-4	89	62	—	—
1976-77	28-28	220-380	.578	—	—	115-139	.827	555	19.8	175	6.2	85-4	80	60	—	—
1977-78	28-28	212-427	.496	—	—	89-112	.795	513	18.3	218	7.8	48-5	117	63	—	—
Totals	**109-109**	**673-1,258**	**.506**	**—**	**—**	**336-420**	**.800**	**1,682**	**15.4**	**709**	**6.5**	**245-14**	**319**	**220**	**—**	**—**
10. Paul Silas (1,661 points)																
1961-62	25-25	213-524	.406	—	—	125-215	.581	551	22.0	563	22.5	83-3	—	—	—	—
1962-63	27-27	220-531	.414	—	—	133-228	.583	573	21.2	557	20.6	74-2	—	—	—	—
1963-64	29-29	210-529	.397	—	—	117-194	.603	537	18.5	631	21.8	81-3	—	—	—	—
Totals	**81-81**	**643-1,584**	**.406**	**—**	**—**	**375-637**	**.589**	**1,661**	**20.5**	**1,751**	**21.6**	**238-8**	**—**	**—**	**—**	**—**
11. Vernon Moore (1,654 points)																
1981-82	27-19	77-187	.412	—	—	58-87	.667	212	7.9	63	2.3	46-0	40	66	1	37
1982-83	25-18	119-213	.559	0-3	.000	68-96	.708	306	12.2	62	2.5	55-1	92	87	5	25
1983-84	31-31	188-316	.595	—	—	89-129	.690	465	15.0	94	3.0	68-0	127	112	5	52
1984-85	32-32	265-393	.674	—	—	141-191	.738	671	21.0	86	2.7	58-0	159	104	6	36
Totals	**115-100**	**649-1,109**	**.585**	**0-3**	**.000**	**356-503**	**.708**	**1,654**	**14.4**	**305**	**2.6**	**227-1**	**418**	**369**	**17**	**150**
12. Benoit Benjamin (1,575 points)																
1982-83	27-25	162-292	.555	—	—	76-116	.655	400	14.9	259	9.6	71-2	28	79	92	12
1983-84	30-30	190-350	.540	—	—	107-144	.743	487	16.2	295	9.8	93-2	55	72	157	21
1984-85	32-32	258-443	.582	—	—	172-233	.738	688	21.5	451	14.1	100-2	68	88	162	27
Totals	**89-87**	**610-1,085**	**.562**	**—**	**—**	**355-493**	**.720**	**1,575**	**17.7**	**1,005**	**11.3**	**264-6**	**151**	**239**	**411**	**60**
13. John C. Johnson (1,526 points)																
1975-76	26-15	100-199	.502	—	—	50-75	.667	250	9.6	91	3.5	55-1	32	68	—	—
1976-77	28-22	161-289	.557	—	—	85-104	.807	406	14.5	163	5.8	76-4	67	62	—	—
1977-78	24-24	162-294	.551	—	—	62-90	.689	386	16.1	91	3.8	61-3	56	56	—	—
1978-79	27-27	196-371	.528	—	—	92-134	.687	484	17.9	156	5.8	73-4	75	84	—	—
Totals	**105-88**	**619-1,153**	**.537**	**—**	**—**	**288-403**	**.715**	**1,526**	**14.5**	**501**	**5.8**	**265-12**	**230**	**270**	**—**	**—**
14. Kevin McKenna (1,500 points)																
1977-78	28-28	104-223	.466	—	—	36-51	.706	244	8.7	80	2.9	99-9	67	57	—	—
1978-79	27-27	120-282	.461	—	—	59-82	.720	319	11.8	102	3.8	107-13	83	70	—	—
1979-80	28-28	182-362	.503	—	—	99-124	.798	463	16.5	123	4.4	98-5	104	84	—	—
1980-81	30-30	181-388	.466	—	—	112-135	.830	474	15.8	121	4.0	102-7	78	87	—	—
Totals	**113-113**	**597-1,255**	**.476**	**—**	**—**	**306-392**	**.781**	**1,500**	**13.3**	**426**	**3.8**	**406-34**	**332**	**298**	**—**	**—**

1,000 Point Scorers

Eddie Cole
1951-55
1,437 points

Trey Alexander
2021-24
1,376 points



Gene Harmon
1971-74
1,369 points

Duan Cole
1987-92
1,361 points



Antoine Young
2008-12
1,342 points



Kenny Lawson Jr.
2006-11
1,313 points

Ryan Sears
1997-2001
1,309 points

Mitch Ballock
2017-21
1,304 points

Year	G-GS	FG-A	Pct.	3FG-A	Pct.	FT-A	Pct.	Pts.	Avg.	Reb.	Avg.	PF-D	Ast.	TO	Blk.	Stl.
15. Eddie Cole (1,437 points)																
1951-52	24	48-176	.273	—	—	26-40	.650	122	5.1	—	—	—	—	—	—	—
1952-53	25	100	—	—	—	59	—	259	10.4	—	—	—	—	—	—	—
1953-54	31	259	—	—	—	90-116	.776	608	19.6	—	—	—	—	—	—	—
1954-55	19	167	—	—	—	114-140	.814	448	23.6	—	—	—	—	—	—	—
Totals	**99**	**574**	**—**	**—**	**—**	**289**	**—**	**1,437**	**14.5**	**—**	**—**	**—**	**—**	**—**	**—**	**—**
16. Trey Alexander (1,376 points)																
2021-22	35-13	89-211	.422	18-64	.281	63-77	.818	259	7.4	131	3.7	68-1	86	64	10	25
2022-23	37-37	169-378	.447	66-161	.410	98-119	.824	502	13.6	156	4.2	64-0	96	55	17	40
2023-24	35-25	232-520	.446	62-183	.339	89-108	.824	615	17.6	201	5.7	61-0	165	86	15	38
Totals	**107-85**	**490-1,109**	**.442**	**146-408**	**.358**	**250-304**	**.822**	**1,376**	**12.9**	**488**	**4.6**	**193-1**	**347**	**205**	**42**	**103**
17. Gene Harmon (1,369 points)																
1971-72	26-26	164-320	.513	—	—	83-105	.790	411	15.8	185	7.1	60-3	35	58	—	—
1972-73	26-26	187-367	.509	—	—	39-56	.696	413	15,8	146	5.6	65-3	42	59	—	—
1973-74	30-30	242-435	.556	—	—	61-72	.847	545	18.3	167	5.6	51-1	70	57	—	—
Totals	**82-82**	**593-1,122**	**.529**	**—**	**—**	**183-233**	**.785**	**1,369**	**16.7**	**498**	**6.1**	**176-7**	**147**	**174**	**—**	**—**
18. Duan Cole (1,361 points)																
1987-88	30-3	39-103	.379	10-32	.313	24-40	.600	112	3.7	51	1.7	36-1	57	40	1	26
1988-89	3-0	3-10	.300	1-2	.500	0-0	.000	7	2.3	4	1.3	4-0	5	5	1	4
1989-90	31-19	83-184	.451	34-84	.405	64-84	.762	264	8.5	65	2.1	75-4	128	72	4	42
1990-91	32-31	145-308	.471	63-134	.470	87-108	.806	440	13.8	75	2.3	93-5	129	75	10	44
1991-92	28-28	196-393	.499	69-160	.431	77-87	.794	538	19.2	98	3.5	77-1	63	66	7	70
Totals	**124-81**	**466-998**	**.467**	**177-412**	**.430**	**252-329**	**.766**	**1,361**	**11.0**	**293**	**2.4**	**285-11**	**382**	**258**	**23**	**186**
19. Antoine Young (1,342 points)																
2008-09	34-0	54-141	.383	11-39	.282	49-70	.700	168	4.9	27	0.8	36-0	49	40	1	13
2009-10	34-33	88-219	.402	12-51	.235	52-87	.598	240	7.1	59	1.7	43-1	105	42	0	23
2010-11	39-39	172-434	.396	39-123	.317	128-171	.749	511	13.1	101	2.6	51-0	195	82	2	37
2011-12	35-35	140-326	.429	10-32	.313	133-181	.735	423	12.1	70	2.0	45-0	156	65	1	28
Totals	**142-107**	**454-1,120**	**.405**	**72-245**	**.294**	**362-509**	**.711**	**1,342**	**9.5**	**257**	**1.8**	**175-1**	**505**	**229**	**4**	**101**
20. Kenny Lawson Jr. (1,313 points)																
2006-07	2-0	4-11	.364	0-0	---	3-5	.600	11	5.5	9	4.5	5-0	2	3	0	1
2007-08	33-19	83-152	.546	0-0	---	30-51	.588	196	5.9	139	4.2	40-0	8	28	28	13
2008-09	35-35	124-235	.528	0-0	---	51-67	.761	299	8.5	169	4.8	58-0	16	34	56	10
2009-10	34-34	163-303	.538	8-13	.615	113-138	.819	447	13.1	230	6.8	65-0	22	46	50	14
2010-11	39-19	133-282	.472	31-90	.344	63-84	.750	360	9.2	215	5.5	68-0	25	48	19	5
Totals	**143-107**	**507-983**	**.516**	**39-103**	**.379**	**260-345**	**.754**	**1,313**	**9.2**	**762**	**5.3**	**236-0**	**73**	**159**	**153**	**43**
21. Ryan Sears (1,309 points)																
1997-98	28-28	82-203	.409	63-161	.391	66-82	.805	293	10.5	85	3.0	50-1	134	59	3	62
1998-99	31-31	72-205	.351	54-159	.340	71-83	.855	269	8.7	90	2.9	69-0	124	59	1	68
1999-00	33-33	112-264	.424	67-194	.345	103-129	.798	394	11.9	123	3.7	64-0	175	71	1	80
2000-01	32-32	101-273	.370	61-175	.349	90-115	.788	353	11.0	95	3.0	64-0	137	63	1	73
Totals	**124-124**	**367-945**	**.388**	**245-689**	**.356**	**330-409**	**.807**	**1,309**	**10.6**	**393**	**3.2**	**247-1**	**570**	**252**	**6**	**283**
22. Mitch Ballock (1,304 points)																
2017-18	33-5	88-209	.421	44-135	.326	21-26	.808	241	7.3	95	2.9	51-0	63	38	7	24
2018-19	35-35	130-286	.455	95-227	.419	32-42	.762	387	11.1	154	4.4	72-1	111	45	8	28
2019-20	31-31	123-280	.439	93-214	.435	29-39	.744	368	11.9	165	5.3	42-0	95	28	10	24
2020-21	31-31	110-253	.435	76-197	.386	12-21	.571	308	9.9	99	3.2	36-0	81	34	7	28
Totals	**130-102**	**451-1028**	**.439**	**308-773**	**.398**	**94-128**	**.734**	**1,304**	**10.0**	**513**	**3.9**	**201-1**	**350**	**145**	**32**	**104**

1,000 Point Scorers



Elton Tuttle	Marcus Zegarowski	Marcus Foster	Bob Gibson	Wally Anderzunas	Gary Swain	Ty-Shon Alexander	Ben Walker	Ray Yost
1951-54	2018-21	2016-18	1954-57	1965-67, 1968-69	1983-87	2017-20	1997-2001	1951-54
1,303 points	1,293 points	1,292 points	1,272 points	1,267 points	1,254 points	1,241 points	1,238 points	1,196 points

Year	G-GS	FG-A	Pct.	3FG-A	Pct.	FT-A	Pct.	Pts.	Avg.	Reb.	Avg.	PF-D	Ast.	TO	Blk.	Stl.
23. Elton Tuttle (1,303 points)																
1951-52	24	69-265	.263	—	—	123-178	.691	261	10.9	—	—	—	—	—	—	—
1952-53	25	141	—	—	—	187-268	.698	469	18.8	—	—	—	—	—	—	—
1953-54	31	179	—	—	—	215-313	.686	573	18.5	—	—	—	—	—	—	—
Totals	**80**	**389**	**—**	**—**	**—**	**525-759**	**.692**	**1,303**	**16.3**	**—**	**—**	**—**	**—**	**—**	**—**	**—**
24. Marcus Zegarowski (1,293 points)																
2018-19	32-16	112-247	.453	60-141	.426	50-65	.769	334	10.4	101	3.2	61-0	108	58	1	30
2019-20	31-30	182-373	.488	75-177	.424	61-80	.763	500	16.1	117	3.8	61-0	156	80	3	34
2020-21	29-29	162-349	.464	80-190	.421	55-70	.786	459	15.8	105	3.6	55-1	125	62	2	37
Totals	**92-75**	**456-969**	**.471**	**215-508**	**.423**	**166-215**	**.772**	**1,293**	**14.1**	**323**	**3.5**	**177-1**	**389**	**200**	**6**	**101**
25. Marcus Foster (1,292 points)																
2016-17	35-35	245-532	.461	73-214	.341	75-107	.701	638	18.2	101	2.9	69-0	84	78	2	21
2017-18	33-33	246-509	.483	95-230	.413	67-90	.744	654	19.8	129	3.9	56-0	89	71	4	34
Totals	**68-68**	**491-1,041**	**.472**	**168-444**	**.378**	**142-197**	**.721**	**1,292**	**19.0**	**230**	**3.4**	**125-0**	**173**	**149**	**6**	**55**
26. Bob Gibson (1,272 points)																
1954-55	19	130	—	—	—	135-185	.729	395	20.5	—	—	—	—	—	—	—
1955-56	23	172-468	.368	—	—	162-219	.739	506	22.0	—	—	—	—	—	—	—
1956-57	21	125-372	.336	—	—	121-171	.708	371	17.7	—	—	—	—	—	—	—
Totals	**63**	**427**	**—**	**—**	**—**	**418-575**	**.727**	**1,272**	**20.2**	**—**	**—**	**—**	**—**	**—**	**—**	**—**
27. Wally Anderzunas (1,267 points)																
1965-66	26	154-383	.402	—	—	75-100	.750	383	14.7	—	—	—	—	—	—	—
1966-67	21	147-378	.389	—	—	32-48	.667	326	15.5	—	—	—	—	—	—	—
1968-69	26	249-584	.426	—	—	60-86	.698	558	21.5	—	—	—	—	—	—	—
Totals	**73**	**550-1,345**	**.409**	**—**	**—**	**167-234**	**.714**	**1,267**	**17.2**	**—**	**—**	**—**	**—**	**—**	**—**	**—**
28. Gary Swain (1,254 points)																
1983-84	31-6	74-155	.477	—	—	27-37	.730	175	5.6	62	2.0	45-0	55	64	0	42
1984-85	32-32	114-229	.498	—	—	35-44	.795	263	8.2	65	2.0	56-1	102	85	2	37
1985-86	27-27	139-328	.424	—	—	54-72	.750	332	12.3	82	3.0	45-0	66	72	6	40
1986-87	28-28	187-415	.451	68-174	.391	42-56	.750	484	17.3	119	4.3	57-0	69	50	1	42
Totals	**118-93**	**517-1,127**	**.459**	**68-174**	**.391**	**158-209**	**.756**	**1,254**	**10.6**	**328**	**2.8**	**203-1**	**292**	**271**	**8**	**161**
29. Ty-Shon Alexander (1,241 points)																
2017-18	33-1	61-146	.418	32-96	.333	29-41	.707	183	5.5	69	2.1	31-1	58	41	4	9
2018-19	34-34	176-433	.406	97-266	.365	85-107	.794	534	15.7	135	4.0	70-0	92	69	10	41
2019-20	31-31	163-378	.431	81-203	.399	117-136	.860	524	16.9	156	5.0	53-0	72	42	8	41
Totals	**98-66**	**400-957**	**.418**	**210-565**	**.372**	**231-284**	**.813**	**1,241**	**12.7**	**360**	**3.7**	**154-1**	**222**	**152**	**22**	**91**
30. Ben Walker (1,238 points)																
1997-98	28-24	57-143	.399	11-27	.407	32-63	.508	157	5.6	118	4.2	62-2	45	51	3	35
1998-99	31-30	100-210	.476	29-64	.453	63-99	.636	292	9.4	151	4.9	69-1	76	73	3	43
1999-00	33-33	138-300	.460	36-77	.468	85-120	.708	397	12.0	207	6.3	68-1	93	74	0	34
2000-01	32-32	135-332	.407	24-94	.255	98-131	.748	392	12.3	201	6.3	64-1	74	54	2	36
Totals	**124-119**	**430-985**	**.437**	**100-262**	**.382**	**278-413**	**.673**	**1,238**	**10.0**	**677**	**5.5**	**263-5**	**288**	**252**	**8**	**148**
31. Ray Yost (1,196 points)																
1951-52	24	94-274	.343	—	—	63-110	.573	251	10.5	—	—	—	—	—	—	—
1952-53	25	112	—	—	—	105	—	329	13.2	—	—	—	—	—	—	—
1953-54	31	219	—	—	—	178-243	.733	616	19.9	—	—	—	—	—	—	—
Totals	**80**	**425**	**—**	**—**	**—**	**346**	**—**	**1,196**	**14.9**	**—**	**—**	**—**	**—**	**—**	**—**	**—**

1,000 Point Scorers

Dick Harvey
1956-60
1,172 points

Ethan Wragge
2009-14
1,155 points

Dane Watts
2004-08
1,152 points

Khyri Thomas
2015-18
1,140 points

Baylor Scheierman
2022-24
1,119 points

Kenny Evans
1982-87
1,116 points

Doug Brookins
1972-75
1,115 points



Daryl Stovall
1978-82
1,115 points

Year	G-GS	FG-A	Pct.	3FG-A	Pct.	FT-A	Pct.	Pts.	Avg.	Reb.	Avg.	PF-D	Ast.	TO	Blk.	Stl.
32. Dick Harvey (1,172 points)																
1956-57	21	56-158	.354	—	—	51-80	.638	163	7.8	—	—	—	—	—	—	—
1957-58	22	82-214	.383	—	—	64-96	.667	228	10.4	—	—	—	—	—	—	—
1958-59	21	107-233	.459	—	—	82-125	.656	296	14.1	—	—	—	—	—	—	—
1959-60	24	166-404	.411	—	—	153-204	.750	485	20.2	—	—	—	—	—	—	—
Totals	**88**	**411-1,009**	**.407**	**—**	**—**	**350-505**	**.693**	**1,172**	**13.3**	**—**	**—**	**—**	**—**	**—**	**—**	**—**
33. Ethan Wragge (1,155 points)																
2009-10	34-7	75-170	.441	68-157	.433	18-21	.857	236	6.9	81	2.4	78-0	15	21	6	8
2010-11	9-0	15-40	.375	12-34	.353	6-6	1.000	48	5.3	24	2.7	8-0	3	3	0	2
2011-12	35-0	74-177	.418	66-161	.410	16-19	.842	230	6.6	95	2.7	57-0	13	13	6	11
2012-13	36-0	84-187	.449	78-175	.446	30-32	.938	276	7.7	94	2.6	62-0	14	12	6	11
2013-14	35-28	112-242	.463	110-234	.470	31-38	.816	365	10.4	138	3.9	92-2	27	20	4	15
Totals	**149-35**	**360-816**	**.441**	**334-761**	**.439**	**101-116**	**.871**	**1,155**	**7.8**	**432**	**2.9**	**297-2**	**72**	**69**	**22**	**47**
34. Dane Watts (1,152 points)																
2004-05	34-23	80-177	.452	28-80	.350	46-57	.807	234	6.9	101	3.0	77-1	8	22	8	15
2005-06	30-30	83-179	.464	29-80	.363	25-55	.455	220	7.3	161	5.4	66-0	25	43	7	17
2006-07	33-33	107-251	.426	53-138	.384	59-83	.711	326	9.9	212	6.4	91-1	30	42	9	22
2007-08	33-33	127-238	.534	34-80	.425	84-117	.718	372	11.3	212	6.4	92-4	34	57	30	18
Totals	**130-119**	**397-845**	**.470**	**144-378**	**.381**	**214-312**	**.686**	**1,152**	**8.9**	**686**	**5.3**	**326-6**	**97**	**164**	**54**	**72**
35. Khyri Thomas (1,140 points)																
2015-16	34-28	82-174	.471	23-55	.418	25-48	.521	212	6.2	125	3.7	63-1	46	37	3	33
2016-17	35-35	163-323	.505	46-117	.393	59-77	.766	431	12.3	202	5.8	55-0	117	70	15	52
2017-18	33-33	184-342	.538	62-151	.411	67-85	.788	497	15.1	144	4.4	62-0	92	59	8	56
Totals	**102-96**	**429-839**	**.511**	**131-323**	**.406**	**151-210**	**.719**	**1,140**	**11.2**	**471**	**4.6**	**180-1**	**255**	**166**	**26**	**141**
36. Baylor Scheierman (1,119 points)																
2022-23	37-37	161-380	.424	87-239	.364	63-75	.840	472	12.8	306	8.3	78-1	122	80	9	38
2023-24	35-35	219-489	.448	110-289	.381	99-113	.876	647	18.5	315	9.0	58-0	138	78	5	32
Totals	**72-72**	**380-869**	**.437**	**197-528**	**.373**	**162-188**	**.862**	**1,119**	**15.5**	**621**	**8.6**	**136-1**	**260**	**158**	**14**	**70**
37. Kenny Evans (1,116 points)																
1982-83	24-0	16-57	.281	1-6	.167	23-31	.742	56	2.3	34	1.4	24-1	23	23	3	9
1983-84	29-21	61-177	.345	—	—	91-115	.791	213	7.3	88	3.0	70-2	63	71	2	26
1984-85	4-0	13-24	.542	—	—	9-13	.692	35	8.8	8	2.0	9-1	11	7	0	7
1985-86	25-25	144-302	.477	—	—	104-132	.788	392	15.7	212	8.5	84-6	62	78	5	30
1986-87	26-25	156-347	.450	15-43	.349	93-145	.641	420	16.2	191	7.3	88-8	42	73	5	30
Totals	**108-71**	**390-907**	**.430**	**16-49**	**.327**	**320-436**	**.734**	**1,116**	**10.3**	**533**	**4.9**	**275-18**	**201**	**252**	**15**	**92**
Tie-38. Doug Brookins (1,115 points)																
1972-73	26	115-250	.460	—	—	37-59	.627	267	10.3	124	4.8	68-2	23	47	—	—
1973-74	29	175-347	.504	—	—	56-77	.727	406	14.0	200	6.9	55-0	50	53	—	—
1974-75	27	172-389	.442	—	—	98-111	.882	442	16.3	193	7.1	64-2	52	49	—	—
Totals	**82**	**462-986**	**.469**	**—**	**—**	**191-247**	**.773**	**1,115**	**13.6**	**517**	**6.3**	**187-4**	**125**	**149**	**—**	**—**
Tie-38. Daryl Stovall (1,115 points)																
1978-79	18-0	13-38	.342	—	—	6-8	.750	32	1.8	22	1.2	16-1	7	4	—	—
1979-80	28-28	134-260	.515	—	—	48-67	.716	316	11.3	83	3.0	65-1	58	42	13	39
1980-81	30-30	143-293	.488	—	—	61-87	.701	347	11.6	101	3.4	57-0	59	67	9	40
1981-82	27-27	170-330	.515	—	—	80-113	.708	420	15.6	154	5.7	72-1	49	67	14	37
Totals	**103-85**	**460-921**	**.499**	**—**	**—**	**195-275**	**.709**	**1,115**	**10.8**	**360**	**3.5**	**210-3**	**173**	**180**	**36**	**116**

Tim Powers
1964-67
1,093 points

Reggie Morris
1982-86
1050 points

Johnny Mathies
2003-06
1,031 points

P'Allen Stinnett
2007-10
1,024 points

Rod Mason
1986-88
1,023 points


Austin Chatman
2011-15
1,013 points


Gregory Echenique
2010-13
1,006 points

Anthony Tolliver
2003-07
1,004 points

Year	G-GS	FG-A	Pct.	3FG-A	Pct.	FT-A	Pct.	Pts.	Avg.	Reb.	Avg.	PF-D	Ast.	TO	Blk.	Stl.
40. Tim Powers (1,093 points)																
1964-65	23	127-347	.367	—	—	35-58	.603	289	12.6	243	10.6	61-3	—	—	—	—
1965-66	26	232-457	.508	—	—	95-122	.779	559	21.5	290	11.2	72-3	—	—	—	—
1966-67	14	97-235	.413	—	—	51-71	.718	245	17.5	141	10.1	33-1	—	—	—	—
Totals	**63**	**456-1,039**	**.439**	**—**	**—**	**181-251**	**.721**	**1,093**	**17.3**	**674**	**10.7**	**166-7**	**—**	**—**	**—**	**—**
41. Reggie Morris (1,050 points)																
1982-83	24-6	60-141	.426	11-24	.458	26-36	.722	157	6.5	30	1.2	50-1	16	34	1	22
1983-84	31-25	93-207	.449	—	—	23-33	.697	209	6.7	41	1.3	67-4	46	35	3	30
1984-85	32-15	137-284	.482	—	—	19-24	.792	293	9.2	56	1.8	62-2	40	43	2	40
1985-86	28-28	182-394	.462	—	—	27-39	.692	391	14.0	87	3.1	72-1	67	36	2	37
Totals	**115-74**	**472-1,026**	**.460**	**11-24**	**.458**	**95-132**	**.720**	**1,050**	**9.1**	**214**	**1.8**	**251-8**	**169**	**148**	**8**	**129**
42. Johnny Mathies (1,031 points)																
2003-04	29-21	67-169	.396	24-66	.364	68-93	.731	226	7.8	45	1.6	79-2	53	44	1	41
2004-05	34-23	126-267	.472	43-100	.430	105-134	.784	400	11.8	9	2.8	90-3	73	64	6	59
2005-06	30-30	121-316	.383	56-160	.350	107-140	.764	405	13.5	104	3.5	80-3	81	84	3	57
Totals	**93-74**	**314-752**	**.418**	**123-326**	**.377**	**280-367**	**.763**	**1,031**	**11.1**	**243**	**2.6**	**249-8**	**207**	**192**	**10**	**157**
43. P'Allen Stinnett (1,024 points)																
2007-08	33-18	145-320	.453	38-120	.317	88-112	.786	416	12.6	111	3.4	85-3	60	82	9	53
2008-09	34-31	139-313	.444	43-135	.319	104-140	.743	425	12.5	98	2.9	71-0	62	67	3	48
2009-10	20-15	66-163	.405	21-74	.284	30-43	.698	183	9.2	71	3.6	46-1	49	49	4	19
Totals	**87-64**	**350-796**	**.440**	**102-329**	**.310**	**222-295**	**.753**	**1,024**	**11.8**	**280**	**3.2**	**202-4**	**171**	**198**	**16**	**120**
44. Rod Mason (1,023 points)																
1986-87	28-27	125-269	.465	56-124	.452	66-86	.767	372	13.3	103	3.7	84-3	83	63	1	20
1987-88	32-32	229-469	.488	76-175	.434	117-153	.765	651	20.3	141	4.4	77-3	109	84	7	51
Totals	**60-59**	**354-738**	**.480**	**132-299**	**.441**	**183-239**	**.766**	**1,023**	**17.1**	**244**	**4.1**	**161-6**	**192**	**147**	**8**	**71**
45. Austin Chatman (1,013 points)																
2011-12	35-0	26-71	.366	6-16	.375	25-33	.758	83	2.4	39	1.1	50-1	67	41	1	12
2012-13	36-36	90-233	.386	35-83	.422	52-65	.800	267	7.4	93	2.6	62-1	150	76	0	30
2013-14	35-35	90-212	.425	35-90	.389	67-89	.753	282	8.1	120	3.4	78-2	155	60	1	18
2014-15	33-33	117-316	.370	45-145	.310	102-126	.810	381	11.5	114	3.5	59-0	121	67	2	16
Totals	**139-104**	**323-832**	**.388**	**121-334**	**.362**	**246-313**	**.786**	**1,013**	**7.3**	**366**	**2.6**	**249-4**	**493**	**244**	**4**	**76**
46. Gregory Echenique (1,006 points)																
2010-11	30-24	106-174	.609	0-0	---	104-148	.703	316	10.5	175	5.8	71-2	25	60	55	11
2011-12	35-35	130-214	.607	0-0	---	81-121	.669	341	9.7	255	7.3	77-1	22	54	57	13
2012-13	36-36	138-210	.657	0-0	---	73-113	.646	349	9.7	239	6.6	93-2	15	48	62	20
Totals	**101-95**	**374-598**	**.625**	**0-0**	**---**	**258-382**	**.675**	**1,006**	**10.0**	**669**	**6.6**	**241-5**	**62**	**162**	**174**	**44**
47. Anthony Tolliver (1,004 points)																
2003-04	27-0	10-25	.400	0-6	.000	2-9	.222	22	0.8	34	1.3	18-0	7	9	8	5
2004-05	34-30	52-124	.419	1-1	1.000	37-64	.578	142	4.2	149	4.4	88-4	21	34	24	18
2005-06	30-30	134-260	.515	16-37	.432	113-150	.753	397	13.2	200	6.7	79-2	43	58	47	30
2006-07	33-33	158-312	.506	4-19	.211	123-187	.658	443	13.4	220	6.7	102-4	64	67	57	24
Totals	**124-93**	**354-721**	**.491**	**21-63**	**.333**	**275-410**	**.671**	**1,004**	**8.1**	**603**	**4.9**	**287-10**	**135**	**168**	**136**	**77**

All-Time Roster

Name	Years	GP	Pts.	Reb.
Ackerman, Tad	1994-96	55	538	168
Adley, S. Patrick	1956-60	38	82	—
Albert, Malik	2015-16	27	70	28
Alexander, Trey	2021-24	107	1,376	488
Alexander, Ty-Shon	2017-20	98	1,241	360
Amos, Mike	1991-93	54	529	309
Anderson, Tom	1972-75	69	268	85
Anderzunas, Wally	1965-67, 1968-69	73	1,267	696
Andronikashvili, Rati	2020-22	33	58	34
Angner, Brett	1999-01	32	51	13
Apke, Rick	1974-78	109	1,682	709
Apke, Tom	1962-65	78	605	352
Artino, Will	2011-15	135	620	422
Ashford, Darryl	2009-11	72	418	225
Ashworth, Steven	2023-25	70	963	259
Aspen, Mike	1968-69	8	6	2
Babcock, Jerry	1965-68	37	149	183
Bahe, Nick	2006-08	66	292	153
Bain, Derek	1990-92	28	38	21
Bakos, Jim	1961-64	58	342	296
Balen, Brendon	1967-69	10	4	3
Ball, Tony	1988-90	61	159	93
Ballock, Mitch	2017-21	130	1,304	513
Baptiste, Cyril	1969-71	48	939	551
Baptiste, Leroy	1970-71	10	4	10
Barnes, Don R.	1937-38	—	—	—
Barry, Don	1958-59	7	3	—
Bates, Cliff	1997-99	43	96	43
Bates, Richard	1979-83	69	478	276
Bauer, Bill	1945-46, 1950-52	23	175	—
Baugh, Landreth	1982-83, 1984-85	58	201	215
Bazelides, Phil	1968-71	51	167	81
Bedford, Clinton Jr.	1960-62	10	50	60
Beem, Sam M.	1936-37	—	—	—
Beha, Joseph	1925-28	20	38	—
Beisser, Ed	1940-43	67	654	—
Belford, Tom	1945-46, 1947-49	21	125	—
Bell, Troy	1988-90	61	252	201
Benjamin, Benoit	1982-85	89	1,575	1005
Bergman, Joe	1968-71	64	565	376
Bergman, Steve	1969-70	4	3	3
Berigan, John	1979-82	19	7	9
Berry, Jim	1955-59	88	921	40
Berry, Thomas	1917-18, 1919-22	—	—	—
Bey, Jason	1991-95	99	151	200
Bien, Alex	1994-95	1	2	1
Binder, Chester R.	1930-33	—	—	—
Bishop, Christian	2018-21	90	724	420
Bishop, Dominic	2005-06	29	75	35
Blackwell, Tim	2003-04	3	9	2
Bland, Russell D.	1974-75	—	—	—
Bobik, Ralph	1971-74	82	863	390
Bock, Andrew	2009-10	21	44	16
Boedeker, William F.	1949-51	—	—	—
Bokmueller, Matt	1935-36	3	0	—
Borak, Fred	1935-36	6	2	—
Bova, John	1967-68	14	18	9
Bowden, DeAnthony	2001-03	66	381	147
Boyce, Willie	1965-67	50	469	193
Brandon, Corie	1997-99	59	425	157
Brandon, Gregory	1982-84	57	794	508
Brandt, Aaron	2007-08	9	12	7
Bresnahan, Dennis Jr.	1969-71	47	525	324
Bresnahan, Dan	2001-03	22	9	19
Bresnahan, Joe	1979-83	70	179	152
Bresnahan, Pat	1969-71	27	93	64
Brick, Edmond	1933-36	11	17	—
Brookins, Doug	1972-75	82	1,115	517
Brooks, Devin	2013-15	67	478	288
Brown, Albert	1924-27	20	128	—
Brown, Charlie	1963-65	52	560	131
Brummer, Don	1955-58	63	304	80
Budde, Jevin	2000-01	5	9	3
Buford, Rodney	1995-99	118	2,116	716
Burdick, Barney	1941-43	17	25	—
Busch, George	1934-37	19	107	—
Butler, Charles	1972-75	71	623	247
Butrym, Bill	1975-76, 1977-79	22	34	26

Ty-Shon Alexander (2017-20)

Name	Years	GP	Pts.	Reb.
Callaghan, John	1960-63	42	100	70
Canfield, Jett	2019-21	36	18	7
Cannon, Tom	1945-46	5	2	—
Caro, Ismael	2000-02	63	197	88
Carter, Justin	2008-10	66	584	392
Caruso, Mike	1968-71	76	834	173
Case, Delbert V.	1938-39	—	—	—
Cashaw, Connor	2018-19	33	69	62
Caveny, Jerry	1945-47	21	261	—
Chamberlain, Brian	1992-93	23	55	40
Chapman, Jack	1957-60	56	347	—
Chatman, Austin	2011-15	139	1,013	366
Chestnut, Chris	1995-98	60	326	97
Christofilis, John	2021-23	13	7	4
Claus, Zac	1993-94	7	1	1
Clausen, Dan	1977-79	15	17	24
Clayman, Albert	1947-48	—	—	—
Clement, Tyler	2014-18	108	155	82
Cole, Duan	1987-92	124	1,361	293
Cole, Eddie	1951-55	99	1,437	—
Collin, Conrad	1931-34	—	—	—
Collin, Jim	1961-62	4	0	2
Comcowich, William J.	1951-52	—	—	—
Condon, James R.	1918-21	—	—	—
Connealy, Gabriel	2014-15	10	4	6
Connolly, Jack	1926-27	—	—	—
Conway, James	1924-26	15	13	—
Corcoran, Bart	1927-30	19	95	—
Corenman, Sidney	1923-25, 1926-27	—	—	—
Crutcher, Randall	1993-97	105	893	548
Cummings, Richard M.	1955-56	—	—	—
Curtis, Francis	1981-82	4	6	1
Custer, Frank	1918-19	—	—	—
Dabbert, Joe	2000-04	127	685	372
Dahl, Kenneth	1957-58	2	0	—
Dantzler, Eric	1991-92	28	175	107
Darcy, Brian	1986-87	22	41	37
Davenport, Donald	1993-95	49	186	171
Davis, Devin	2020-23	24	5	2
Davis, Fred	1929-32	10	14	—
Davis, Ty	***2024-Pres.***	***28***	***24***	***24***
Day, Jeffrey	2004-06	64	293	226
de la Vega, Dick	1942-43	12	6	—
Deren, Brody	2001-04	95	883	529
Devine, John J.	1926-27	—	—	—
Dexter, Bill	1952-53	—	—	—
Diesing, Gordon	1925-28	19	108	—
DiLeo, Frank Jr.	1966-68	31	88	31
Dineen, Thomas	1941-42	—	—	—
Dingman, Avery	2011-15	134	462	267
Dinkins, Paul	1974-78	30	49	16
Donahue, James E.	1947-49	—	—	—
Dornberger, Raymond G.	1932-33	—	—	—
Dorwart, Matthew	2009-12	28	11	8
Dorwart, Tom	1920-21	—	—	—
Dotzler, Josh	2005-09	117	422	182
Dotzler, Josiah	2023-24	19	25	7
Dowling, Tom	1959-62	67	340	221
Duffy, Robert P.	1947-49	—	—	—
Dugan, Gerald C.	1930-31	—	—	—

Name	Years	GP	Pts.	Reb.
Eccker, Randy	1974-78	89	421	189
Echenique, Gregory	2010-13	101	1,006	669
Edwards, Renard	1983-87	79	327	132
Eickholt, Bob	1960-63	23	40	30
Eisner, Todd	1986-91	98	502	218
Ellefson, Gene	1970-73	76	519	224
Engelbretson, Emil	1933-36	—	—	—
Engelbretson, Norman	1939-41, 1946-47	14	15	—
Engelbretson, Roy	1936-39	19	181	—
Epperson, Jacob	2017-21	37	135	77
Evans, Gilbert	1946-47	—	—	—
Evans, Kenny	1982-87	108	1,116	533
Everett, Greg	1990-91	10	0	4
Farabello, Francisco	2022-24	69	236	116
Farmer, Jule E.	1957-58	—	—	—
Farr, James	1987-89	61	754	191
Feazell, KeyShawn	2021-22	35	107	81
Ferrarini, Ross	2010-12	24	17	6
Ferrarini, Steven	2013-14	7	7	1
Fesko, Paul	1969-71	23	27	33
Finklea, David	2002-04	17	10	7
Fitzgerald, Neal	1991-92	6	5	2
Fitzgerald, Robert	1939-41	17	24	—
Flanery, Jim	1986-87	8	0	5
Flecky, Ernie	1945-46, 1947-48	18	25	—
Fleming, Don	1938-41	22	154	—
Fletcher, Francis	1982-83	11	8	15
Fogarty, Hugh	1925-28	15	15	—
Fogarty, Bill	1952-53	—	—	—
Forberg, Charles	1954-56	24	67	0
Forehand, Harry	1961-64	60	204	81
Foster, Marcus	2016-18	68	1,292	230
Froling, Samson	2018-19	30	107	58
Frost, Jim	1960-61	9	17	19
Funk, Nate	2002-07	135	1,754	446
Gakou, Manny	2005-07	45	43	35
Gallagher, Chad	1987-91	124	1,983	891
Galles, Joseph F.	1955-56	—	—	—
Geller, Dylan	1992-93	3	0	0
Geyer, Todd	1989-91	14	6	4
Gibbs, Grant	2011-14	100	759	402
Gibson, Bob	1954-57	63	1,272	174
Gibson, Ward	1942-43, 1946-47	21	538	—
Gilchrist, Frank	1946-50	—	129	—
Giller	1920-21	—	—	—
Gillespie, Todd	1992-93	1	0	0
Gilmore III, Leon	2014-15	8	9	9
Goldberg, Rich	1984-85	16	11	9
Gollon, Frank	1952-55	47	71	—
Gradoville, Paul	1950-52	27	156	—
Gradoville, Robert L.	1946-47, 1948-50	—	—	—
Grady, John	1949-50	—	—	—
Green, Jasen	***2022-Pres.***	***61***	***216***	***159***
Green, John	1955-59	70	277	59
Grimes, Mike	2000-04	122	791	429
Grinnon, Adrian	1994-95	18	28	22
Gripado, Karlas	1983-85	60	119	94
Groselle, Geoffrey	2012-16	98	593	317
Groves, Wayne	1972-75	44	139	81
Haldeman, Gene	1939-42	46	308	—
Haley, J. Edward	1916-20	—	—	—
Haley, Richard	1922-24, 1925-26	18	34	—
Halligan, Denny	1990-94	74	305	130
Hanley, John J.	1935-36	18	32	—
Hanner, Ronald	1954-55	10	10	—
Hanrahan, Thomas L.	1950-51	—	—	—
Hanson, Zach	2013-17	109	525	254
Harmon, Gene	1971-74	82	1,369	498
Harrell Jr., Ronnie	2015-18	85	369	313
Harriman, Casey	2007-11	104	336	242
Hartmann, Dick	1958-60	46	673	—
Harstad, Bob	1987-91	128	2,110	1126
Harvey, Dick	1956-60	88	1,172	—
Harvey, Bill	1945-47	21	89	—
Haushalter, Bill	1959-60	14	24	—
Hawkins, Ryan	2021-22	35	482	272
Haynes, Justin	1996-01	124	441	199
Heaton, Jim	1952-53	—	—	—

All-Time Roster

Name	Years	GP	Pts.	Reb.
Hebenstreit, Frank Jr.	1941-43	19	10	—
Hebenstreit, Joseph O.	1946-47, 1948-49	—	—	—
Heck, Mike	1972-74	35	283	143
Heeke, Daryl	1973-76	55	297	190
Hegner, Toby	2014-18	131	824	446
Heinrich, Wayne	1971-72	18	38	28
Henderson, Quincy	2003-05	26	32	38
Hess, Harry	1941-42	10	6	—
Hext, Tom	1962-63	20	61	31
Heyden, Bill	1949-53	51	532	—
Hibma, Pierce	2004-08	120	304	179
Hickey, Dave	1966-69	64	693	171
Hillyard, Jason	1993-94	4	0	0
Hoden, LeRoy	1956-57	—	—	—
Hogan, Frank	1968-69	10	17	2
Hogan, Maurice R.	1947-48	—	—	—
Honz, Jim	1977-81	92	864	507
Houlihan, John	1965-67	13	52	16
House, Larry	2001-03	66	596	197
Howard, Dennis	2004-05	25	22	24
Hubbard, Ed	1957-60, 1961-62	72	328	125
Huff, Cole	2015-17	70	715	315
Huss, Alan	1997-01	94	297	175
Ilcisin, Jack	1966-69	63	405	176
Isaacs, Pop	2024-25	8	130	38
Jaco, Michael	1981-82	23	36	26
James, Loren	1962-64	49	409	255
Jansa, Clifford L.	1937-38	—	—	—
Jansa, Steve	1966-69	75	427	322
Jaquay, Arthur	1939-41	22	197	—
Jefferson, Damien	2018-21	87	814	438
Jensen, Werner P.	1927-30	19	117	—
Jimenez, Santos	1960-63	67	260	107
Johansen, Ed	1984-86	51	221	186
Johnson, Donnie	1997-00	51	307	149
Johnson, Dwight	1983-85	33	28	30
Johnson, John C.	1975-79	105	1,526	501
Johnson, Kevin	1988-89	15	10	4
Johnson, Larry	2024-25	—	—	—
Johnson, Mark	1983-84	6	5	2
Johnson, Michael A.	1979-82	79	410	156
Johnson, Mike	1987-88	31	123	87
Johnson, Neil	1964-66	33	556	397
Johnson, Nevin	2012-13	24	52	24
Johnson, Orlando "Chuckie"	1995-97	59	471	359
Jones, Antwann	2019-21	30	102	67
Jones, Clarence	1982-84	—	—	—
Jones, Josh	2009-13	108	538	151
Jones, Kelvin	2019-20	28	84	102
Jones, Mark	1979-83	79	226	74
Jones, Robert	1981-82	5	6	0
Joseph, Kaleb	2017-19	50	216	78
Kalkbrenner, Ryan	2020-25	169	2,443	1,146
Kaluma, Arthur	2021-23	68	758	388
Kampf, Fred W.	1926-29	—	—	—
Kancleris, Modestas	2020-22	14	3	7
Karabatsos, Jim	1946-49	—	—	—
Karlikanovas, Nerijus	1998-00	56	458	168
Kearney, Charles V.	1917-21	—	—	—
Kelley, Asa S.	1937-40	—	—	—
Kelly, Daniel D.	1938-39	—	—	—
Kelly, Robert E.	1956-57	—	—	—

Creighton's 1917-18 team

Name	Years	GP	Pts.	Reb.
Kelling, Joe	2012-13	10	4	1
Kerschen, Jerry Jr.	1964-67	42	93	48
Ketterer, Jack	1967-70	72	273	114
Kiely, Arthur P.	1930-33	—	—	—
King, Fredrick	2022-25	103	301	203
King, Nate	1993-95	51	665	406
Kirchner, Tom	1993-94	3	1	2
Kittleson, Marshall H.	1937-40	—	—	—
Klanderud, Douglas	1954-56	37	137	118
Klein, John	1997-01	74	61	73
Klem, Charles	1935-38	17	24	—
Klepser, Kenneth	1916-17	—	—	—
Klimisch, Bill	1955-56	22	78	69
Knowles, Don	1942-43, 1946-48	21	378	—
Knowles, James W.	1949-51	—	—	—
Knox, Sterling	2023-25	4	12	6
Kobert, Robert W.	1937-38	—	—	—
Kockrow, Lester	1931-34	—	—	—
Kolder, Dan	1996-00	68	43	25
Komasinski, Bob	1951-54	74	335	—
Korver, Kaleb	2007-11	135	419	279
Korver, Kyle	1999-03	128	1,801	664
Koudele, John	1923-26	12	8	—
Krampelj, Martin	2015-19	90	800	483
Kreklow, Rick	2014-15	32	240	100
Kretz, Bob	1957-58	6	17	—
Krick, Leo	1932-33	—	—	—
Kucera, Bruce	1975-77	19	40	28
Kuehl, Kevin	1974-78	65	222	68
Lalich, Daniel	1934-35	—	—	—
Lalley, Gene	1942-43, 1946-48	21	238	—
Lane, Lew	1922-23	—	—	—
Langer, Ralph	1940-43	66	553	—
Larcher, Ed	1946-48	—	—	—
Lawson, Johnathan	2023-24	17	11	12
Lawson Jr., Kenny	2006-11	143	1313	762
LeBlance, Jerry	1971-72	20	84	77
Lewis, Al	1970-73	73	771	264
Lindeman, Michael	2000-04	123	682	352
Lindquist, Bill	1942-43	7	4	—
Lingle, John	1957-58	7	22	—
Liss, Lonnie	1954-55	1	0	—
Littlejohn, Ernest	1957-58	3	1	—
Lockett, Marcus	1994-96	46	212	61
Logan, Arthur	1919-20	—	—	—
Logan, Jim	1929-30	8	11	—
Loisel, Don	1952-53	—	—	—
Loisel, Joe	1940-43	44	311	—
Lomax, John	1933-36	18	130	—
Long, Brian	1973-76	23	24	15
Losch, Fred	1963-65	9	0	1
Loudermilk, Carteze	1995-96	36	208	181
Lovely, Leonard F. "Jimmy"	1920-24	—	—	—
Lubsey, Colin	1992-93	4	0	0
Lucas, Jerry	1951-53	17	10	—
Luschen, Arnold A.	1916-17	—	—	—
Lustman, Samuel J.	1936-37	—	—	—
Lutes, Carl	1916-17	—	—	—
Lynch, Cy	1921-22	—	—	—
Lynch, Mike J.	1961-63	14	9	9
Lyons, Mike D.	1962-64	9	2	2
Madsen, Edward J.	1955-56	—	—	—
Maher, Jim	1955-58	54	143	40
Mahone, Jai	1978-80	55	165	85
Mahoney, Denzel	2018-21	51	626	190
Mahoney, Frank	1921-24	—	—	—
Manhart, Hugh	1953-55	16	38	—
Manigat, Jahenns	2010-14	145	900	328
Manning, Bill	1970-71	10	10	3
Martens, Bill	1957-58	12	11	—
Mason, Rod	1986-88	60	1,023	244
Massie, Jerry	1972-74	24	20	27
Mathiasen, Emmett	1941-42	18	11	—
Mathies, Johnny	2003-06	93	1,031	243
McAuliffe, Raymond J.	1946-47, 1949-50	—	—	—
McCabe, Eugene L.	1928-29	—	—	—

Name	Years	GP	Pts.	Reb.
McAndrew, Jackson	***2024-Pres.***	***36***	***282***	***160***
McClelland, Earl A.	1948-51	—	—	—
McConnell, Tim	1974-78	86	472	247
McCracken, Gary	1985-86	12	3	3
McCracken, Glen	1985-86	5	0	0
McDermott, Doug	2010-14	145	3,150	1,088
McDermott, Leo	1930-31	—	—	—
McDonnel, Hugh	1926-27	—	—	—
McFarland, P.	1916-17	—	—	—
McGaugh, Reggie	1986-87	1	0	0
McGowan, John	1959-60	2	2	—
McGriff, Elton	1963-65	49	552	502
McIver, Donald	1934-37	19	75	—
McKenna, Kevin	1977-81	113	1,500	426
McKinney, Tyler	2001-05	110	570	222
McMahon, Dick	1956-60	80	621	—
McManamon, Pete	1960-63	72	568	369
Melchiors, Fred	1928-31	19	51	—
Merfeld, Andrew	2020-21	5	2	1
Mesmer, Jack	1955-57	27	38	37
Meyer, Bob	1951-54	54	426	—
Michael, Paul	1965-68	75	445	464
Miles, Bob	1963-66	71	559	137
Miles, Isacc	2006-07	33	200	69
Miliner, Kellen	2002-05	96	704	199
Millard, Chad	2007-10	82	186	149
Millard, Herb	1960-62	46	494	236
Miller, Francis (Ick)	1948-51	—	914	—
Miller, Mason	2021-25	101	300	215
Miller, Robert W.	1931-34	—	—	—
Milliken, James	2014-16	66	637	155
Mintz, Davion	2016-20	97	637	241
Mirsky, Marc	1971-72	26	144	37
Mitchell, Shereef	2019-23	99	257	112
Mohr, Dave	1988-89	5	0	0
Moir, Vincent	1921-22	—	—	—
Molitor, Ed	1988-90	20	2	3
Monteen, Gerald	1935-39	17	86	—
Montgomery, Rodney E.	1947-48	—	—	—
Montgomery, William J.	1947-49	—	—	—
Moonan	1918-20	—	—	—
Moore, Art Jr.	1967-68	11	6	6
Moore, Marcus	1991-92	20	28	12
Moore, Vernon	1981-85	115	1,654	305
Morris, Reggie	1982-86	115	1,050	214
Morrison, Ty	2006-07	10	20	18
Morrow, George	1979-81	58	790	609
Moser, Porter	1986-90	107	469	133
Moss, Steven	1970-71	5	1	0
Motz, Jimmy	2001-06	108	471	187
Mower, Roger A.	1965-67	—	—	—
Moylan, John	1965-66	6	11	2
Muenster, Wayne	1955-58	31	84	40
Mulholland, Eddie	1917-20	—	—	—
Mulholland, J.	1920-21	—	—	—
Mullaney, John	1939-40	—	—	—
Mullin, Ed	1951-54	65	122	—
Mulvaney, Brian	1976-77	6	8	0
Munden, Elmer	1940-43	20	11	—
Mungin, Kevin	1995-98	86	272	171
Myers, Herman E., Jr.	1946-47	—	—	—
Neal, Jamiya	2024-25	36	433	221
Nelson, Floyd	1935-36	6	7	—
Nembhard, Ryan	2021-23	64	753	232
Nengsu, Brice	2005-07	45	71	62
Newell, Jerry	1974-77	32	42	19
Nolan, Dick	1940-43	49	305	—
Noyes, Duane	1940-42	15	4	—
Nygard, Bill	1986-88	47	130	127
O'Brien, Zibby	1925-26	5	4	—
O'Connell, Alex	2020-22	59	494	239
O'Connor, Jerry	1953-54	—	14	—
O'Dell, Robert Lyle	1954-56	35	430	126
O'Dowd, Bill	1987-91	75	70	96
Officer, Chuck	1960-62, 1963-64	80	994	392
Oginni, Mogboluwaga	2012-15	30	15	14
O'Leary, Michael	1932-35	—	—	—

All-Time Roster

Name	Years	GP	Pts.	Reb.
Olk, Meryln	1952-53	—	—	—
Olsen, Alex	2012-14	30	18	8
Osmani, Sami	2020-25	38	18	18
Ourada, Jason	1996-99	18	3	6
Paben, Lawrence J.	1930-32	—	—	—
Pace, Gene	1968-69	14	20	15
Paras, Kobe	2016-17	15	20	15
Parish, George	1916-17	—	—	—
Pattee, James J.	1942-43	4	0	—
Patton, Justin	2016-17	35	453	218
Paynter, Floyd L.	1921-23	—	—	—
Peckaitis, John J.	1921-22	—	—	—
Pederson, Dave	1950-52, 1953-54	52	151	—
Pederson, Donald L.	1951-52	—	—	—
Pederson, Jack	1934-35	—	—	—
Peterson, Chris	1978-80	49	202	51
Peterson, Jack	1952-54	12	44	—
Petty, Matt	1989-93	85	851	241
Pexa, Edward	1934-35	—	—	—
Pfalmer, Bill	1963-65	16	12	8
Pieper, Leo H.	1930-31	—	—	—
Pietro, James "Bimbo"	1971-74	57	108	45
Platz, Roy R.	1916-18	—	—	—
Plautz, Darin	1989-91	64	467	258
Pohl, Louis	1925-26	14	35	—
Pointer, Fritz	1963-66	78	965	500
Pomeroy, Mike	1986-88	37	95	95
Porter, Nick	2005-07	63	642	333
Portman, Bob	1966-69	76	1,876	979
Potter, Tom	1963-64	15	32	11
Powell	1921-22	—	—	—
Powers, Tim	1964-67	63	1,093	674
Pratt, Maurice F.	1934-35	—	—	—
Preston, Jack	1934-35	—	—	—
Prien, Ron	1968-69	2	0	0
Pruitt, Tony	1980-82	45	321	63
Pugh, Tim	1964-67	12	28	22
Putnam, John P.	1955-56	—	—	—
Pyfrom, Livan	1999-01	64	302	167
Rademacher, Dick	1953-54	—	2	—
Radtke, Don	1942-43	5	4	—
Rasmussen, Dennis	1977-80	68	347	141
Ray	1918-19	—	—	—
Reid, Adam	1994-97	77	250	217
Remmer, Jermond	1994-95	13	13	12
Reynolds, Lee	1934-36	7	0	—
Rich, Harry	1932-33	—	—	—
Ritter, Varro	1940-41	5	2	—
Roach, F. Vinson	1937-40	—	—	—
Robbins, Jack W.	1950-51	—	—	—
Robino, Concetto J.	1937-39	—	—	—
Rodgers, Chris	1987-92	76	194	107
Roggenburk, Matt	1986-90	116	876	301
Roh, Roman	1936-39	—	290	—
Rosenquist, Roger	1956-57	13	54	—
Ross, Kevin	1978-82	104	440	261
Runnels, Wayne	2009-11	73	262	211
Ryan, Frank	1923-26	18	100	—
Ryan, Jack	1925-27	5	0	—
St. Fleur, Edward	1995-97	59	582	171
Salen, Bob	1942-43, 1946-47	20	164	—
Salerno, Sebastian (Subby)	1945-49	21	114	—
Scheidegger, Steve	1989-90	6	7	4
Scheierman, Baylor	2022-24	72	1,119	621
Schmidt, Willard T.	1931-34	—	—	—
Scrutchens, Robert	1974-77	80	908	179
Scurry, Jordan	2016-20	58	58	23
Seaberg, Marshall	1937-38	—	—	—
Sears, Ryan	1997-01	124	1,309	393
Sebastian, Derek	2009-12	25	12	7
Seib, Leo J.	1938-40	—	—	—
Serr, E.	1918-19	—	—	—
Sexton, Jimmy	1994-95	22	63	32
Shaw, Richard	1936-39	—	280	—
Sheam, Don	1939-42	40	40	—
Sheridan, Jim	1929-31	8	5	—

Name	Years	GP	Pts.	Reb.
Shockey, Richard	1950-51	—	—	—
Shtolzberg, Ben	2022-23	17	25	15
Silas, Paul	1961-64	81	1,661	1,751
Silvestrini, Carl	1959-62	62	404	290
Simon, Dan	1954-57	60	427	133
Sims, Brandon	2002-03	13	36	8
Singleton, Jason	1992-94	48	388	146
Sitzmann, Dustin	2005-09	40	16	8
Skoda, Ronald T.	1931-34	—	—	—
Smet, Merrill	1962-65	44	104	82
Smith, Cornell	1973-77	96	931	579
Smith, Keith	1982-86	66	155	168
Smith, Richie	1971-74	80	237	79
Smith, Steve	2004-06	7	5	6
Speicher, Joseph H.	1922-25	—	—	—
Spethman, Edward C.	1949-50	—	—	—
Spethman, Gerald	1954-55	15	33	—
Spittler, Victor E.	1916-18, 1919-20	—	—	—
Stanek, Fritz	1953-54	—	1	—
Statz, Joseph F.	1951-52	—	—	—
Steele, Rick	1993-94	27	156	46
Stefaniak, Ted	1984-87	36	36	35
Stephens, Nate	1969-70	20	144	164
Stessman, Clarence	1957-58	10	26	—
Stewart, Marlon	2015-16	13	7	3
Stinnett, P'Allen	2007-10	87	1,024	280
Stivrins, Alex	1980-82	55	408	309
Stormberg, Taylor	2010-13	53	18	10
Stovall, Daryl R.	1978-82	103	915	360
Suarez,Manny	2017-18	24	73	62
Sullivan, Glen	1954-56	17	52	0
Swain, Gary	1983-87	118	1,254	328
Swassing, Jim	1960-62	14	12	15
Swenson, Doug	1997-99	59	683	282
Talbot, Joseph L.	1937-38	—	—	—
Tapella, Lou	1964-65	8	2	1
Taylor, Charles F.	1947-48	—	—	—
Taylor, John	1969-71	50	477	95
Taylor, Terrell	1999-02	97	979	258
Temaat, Sylvester	1955-56	1	2	0
Templeman, Joel	1994-98	108	285	309
Terek, Dave	1972-73	15	34	22
Tevlin, Harry R.	1916-17	—	—	—
Thomas, Claude	1959-61	14	25	1
Thomas, Khyri	2015-18	102	1,140	471
Thomas, Shane	***2023-Pres.***	***24***	***10***	***10***
Thornton, Dan	1968-70	40	85	93
Thornton, Pat	1951-54	18	10	—
Thynne, James	1940-41	10	14	—
Timm, Bob	1941-42	4	2	—
Timmermier, Clarence R.	1939-40	—	—	—
Tobin, John	1949-52	9	3	—
Tolen, John	1930-31	—	—	—
Tolliver, Anthony	2003-07	124	1,004	603
Townley-Thomas, Josh	***2023-Pres.***	***10***	***4***	***2***
Traudt, Isaac	***2023-Pres.***	***67***	***253***	***116***
Trautman, Harry G.	1926-27, 1928-29	—	—	—
Trautman, John A.	1921-25	—	—	—
Trautman, Louis	1926-27, 1928-30	19	69	—
Trieschman, Paul	1977-81	84	298	130
Trish, Douglas	1934-37	19	96	—
Tucker, Andre	1991-94	78	454	288
Turek, Richard J.	1949-51	—	—	—
Tuttle, Elton M.	1951-54	80	1,303	—
Van Ackeren, Maurice E.	1929-32	19	156	—
Van Berkum, Jacob	1938-40	—	—	—
Vanderheydt, Jerry	1990-94	89	739	376
Vandiver, Howard A.	1916-21	—	—	—
Van Zeeland, Bob	1956-59, 1960-61	87	633	61
Vice, Brock	2023-24	—	—	—
Wagner, John (Larry)	1960-63	74	633	215
Walker, Ben	1997-01	124	1,238	677
Walker, Eric	1991-92	1	2	2
Walker, Kenton	2007-09	64	239	194
Walker, Robert S.	1967-68	—	—	—
Walker, Steve	1962-63	4	0	2

Name	Years	GP	Pts.	Reb.
Walter, Bob	1967-68	4	0	0
Warhaftig, Jay	1964-65	7	68	13
Warin, Emmet	1929-31	8	4	—
Warin, Leo	1929-31	4	0	—
Watts, Dane	2004-08	130	1,152	686
Watts, John	1968-69	14	41	68
Watson Jr., Maurice	2015-17	54	737	168
Wauer, Ron	1959-60	15	65	—
Weiner, Louis I.	1930-32	—	—	—
Weinerth, Robert M.	1955-56	—	—	—
Wesely, David	1975-79	106	967	666
West, Matt	1996-00	106	502	218
Wharton, Troy	1993-97	107	495	176
Whetstone, Jamie	1985-86	19	47	28
Whyte, Thomas C.	1948-49	—	—	—
Wiedenfeld, John F.	1946-47	—	—	—
Wiedenfeld, Dick	1946-48	—	102	—
Wiegert, Erich	1968-70	6	4	5
Wiesner, Anthony A.	1931-33	—	—	—
Wiesner, Fred L.	1931-33	—	—	—
Wilberding, Larry	1960-61	5	21	11
Wilcox, Francis	1934-37	9	6	—
Williams, Johnnie	1990-91	11	10	2
Wilson, Eddie Thomas	1918-19	—	—	—
Wilson, Edward J.	1933-34	—	—	—
Winder, Al	1966-67	12	92	29
Windham, Jalen	2019-20	16	42	13
Wirskye, Bill	1984-85	20	33	29
Wise, Harold C.	1918-22	—	—	—
Witter, Cavel	2007-10	101	809	154
Wood, Wyville	1982-86	65	99	73
Woodfox, Booker	2007-09	67	853	158
Woods, Jerry E.	1956-57	—	—	—
Worley, Mike	1993-94	21	75	21
Worthing, William	1929-32	19	91	—
Wragge, Dave	1959-60	8	13	—
Wragge, Ethan	2009-14	149	1,155	432
Wrightsell, Latrell	1988-92	114	551	188
Wuebben, Ted	1971-74	82	889	677
Yates, Andre	2012-13	28	30	13
Yates, Zander	2021-23	11	17	6
Yost, Ray	1951-54	80	1,196	—
Young, Antoine	2008-12	142	1,342	257
Young, Evan	2022-23	9	5	0
Zegarowski, Marcus	2018-21	92	1,293	323
Zeil, Nic	2019-21	26	16	19
Zeman, Tony	1945-46	21	45	—
Zierden, Isaiah	2013-17	114	769	236
Ziesel, Eugene L.	1938-40	—	—	—
Ziesel, William A.	1936-38	—	—	—
Zuercher, Robert A.	1934-35	—	—	—
Žugić, Fedor	***2024-Pres.***	***22***	***100***	***36***

The records prior to the 1960-61 season are not complete for each year and the numbers reflect only those available.

Bold Italic indicates returning student-athlete

Booker Woodfox (2007-09)

Annual Leaders

Points

Year	Player	Pts.	Avg.
'24-25	Ryan Kalkbrenner	672	19.2
'23-24	Baylor Scheierman	647	18.5
'22-23	Ryan Kalkbrenner	541	15.9
'21-22	Ryan Hawkins	482	13.8
'20-21	Marcus Zegarowski	459	15.8
'19-20	Ty-Shon Alexander	524	16.9
'18-19	Ty-Shon Alexander	534	15.7
'17-18	Marcus Foster	654	19.8
'16-17	Marcus Foster	638	18.2
'15-16	Maurice Watson Jr.	492	14.1
'14-15	Austin Chatman	381	11.5
'13-14	Doug McDermott	934	26.7
'12-13	Doug McDermott	834	23.2
'11-12	Doug McDermott	801	22.9
'10-11	Doug McDermott	581	14.9
'09-10	Kenny Lawson Jr.	447	13.1
'08-09	Booker Woodfox	536	15.8
'07-08	P'Allen Stinnett	416	12.6
'06-07	Nate Funk	585	17.7
'05-06	Johnny Mathies	405	13.5
'04-05	Nate Funk	586	17.8
'03-04	Nate Funk	322	11.1
'02-03	Kyle Korver	604	17.8
'01-02	Kyle Korver	438	15.1
'00-01	Kyle Korver	468	14.6
'99-00	Ben Walker	397	12.0
'98-99	Rodney Buford	576	18.6
'97-98	Rodney Buford	530	18.9
'96-97	Rodney Buford	589	19.6
'95-96	Rodney Buford	421	14.5
'94-95	Tad Ackerman	338	13.0
'93-94	Nate King	424	15.7
'92-93	Matt Petty	446	17.2
'91-92	Duan Cole	538	19.2
'90-91	Chad Gallagher	620	19.4
'89-90	Bob Harstad	734	22.2
'88-89	Bob Harstad	517	16.7
'87-88	Rod Mason	651	20.3
'86-87	Gary Swain	484	17.3
'85-86	Reggie Morris	391	14.0
'84-85	Benoit Benjamin	688	21.5
'83-84	Benoit Benjamin	487	16.2
'82-83	Benoit Benjamin	400	14.9
'81-82	Daryl Stovall	420	15.6
'80-81	Kevin McKenna	474	15.8
'79-80	Kevin McKenna	463	16.5
'78-79	John C. Johnson	484	17.9
'77-78	Rick Apke	513	18.3
'76-77	Rick Apke	555	19.8
'75-76	Rick Apke	439	16.8
'74-75	Doug Brookins	442	16.3
'73-74	Gene Harmon	545	18.3
'72-73	Gene Harmon	413	15.8
'71-72	Gene Harmon	411	15.8
'70-71	Cyril Baptiste	486	20.2
'69-70	Cyril Baptiste	453	18.9
'68-69	Bob Portman	681	26.2
'67-68	Bob Portman	738	29.5
'66-67	Bob Portman	457	18.3
'65-66	Tim Powers	559	21.5
'64-65	Elton McGriff	345	15.0
'63-64	Paul Silas	537	18.5
'62-63	Paul Silas	573	21.2
'61-62	Paul Silas	551	22.0
'60-61	Chuck Officer	403	16.1
'59-60	Dick Harvey	485	20.2
'58-59	Dick Harvey	296	14.1
'57-58	Jim Berry	248	11.3
'56-57	Bob Gibson	371	17.7
'55-56	Bob Gibson	506	22.0
'54-55	Eddie Cole	448	23.6
'53-54	Ray Yost	616	19.9
'52-53	Elton Tuttle	469	18.8
'51-52	Bill Heyden	309	12.9
'50-51	Francis Miller	408	15.1
'49-50	Francis Miller	405	15.6
'48-49	Jim Karabatsos	177	7.7
'47-48	Pinky Knowles	244	10.6
'46-47	Ward Gibson	385	14.3
'45-46	Jerry Caveny	261	12.4
'43-45	Did not compete due to WWII		
'42-43	Ralph Langer	236	11.2
'41-42	Ralph Langer	252	10.5
'40-41	Brownie Jaquay	197	9.0
'39-40	Asa Kelley	144	7.1
'38-39	Carl Roh	160	7.0
'37-38	Richard Shaw	147	5.9
'36-37	Richard Shaw	133	6.7
'35-36	Emil Engelbretson	181	9.5
'34-35	Emil Engelbretson	197	9.9
'33-34	Emil Engelbretson	171	10.1
'32-33	Cornie Collin	162	9.5
'31-32	Maurice Van Ackeren	172	8.2
'30-31	Maurice Van Ackeren	135	7.5
'29-30	Maurice Van Ackeren	156	8.2
'28-29	Brud Jensen	158	9.3
'27-28	Gordon Diesing	132	8.8
'26-27	Louie Trautman	132	6.9
'25-26	Al Brown	128	6.4
'24-25	Not available	—	—
'23-24	Johnny Trautman	152	10.1
'22-23	Johnny Trautman	155	9.1
'21-22	Not available	—	—
'20-21	Chuck Kearney	351	16.7
'19-20	Not available	—	—
'18-19	Not available	—	—
'17-18	Chuck Kearney	225	16.1
'16-17	Not available	—	—

Rodney Buford led Creighton in scoring four straight seasons from 1995-99.

Rebounds

Year	Player	Reb.	Avg.
'24-25	Ryan Kalkbrenner	303	8.7
'23-24	Baylor Scheierman	315	9.0
'22-23	Baylor Scheierman	306	8.3
'21-22	Ryan Hawkins	272	7.8
'20-21	Christian Bishop	197	6.4
'19-20	Damien Jefferson	165	5.5
'18-19	Martin Krampelj	241	6.9
'17-18	Ronnie Harrell Jr.	188	6.3
'16-17	Justin Patton	218	6.2
'15-16	Geoffrey Groselle	215	6.1
'14-15	Devin Brooks	164	5.0
'13-14	Doug McDermott	244	7.0
'12-13	Doug McDermott	276	7.7
'11-12	Doug McDermott	288	8.2
'10-11	Doug McDermott	280	7.2
'09-10	Kenny Lawson Jr.	230	6.8
'08-09	Justin Carter	192	5.5
'07-08	Dane Watts	212	6.4
'06-07	Anthony Tolliver	220	6.7
'05-06	Anthony Tolliver	200	6.7
'04-05	Nate Funk	167	5.1
'03-04	Brody Deren	191	6.6
'02-03	Kyle Korver	217	6.4
'01-02	Brody Deren	164	5.1
'00-01	Ben Walker	201	6.3
'99-00	Ben Walker	207	6.3
'98-99	Rodney Buford	222	7.2
'97-98	Rodney Buford	204	7.3
'96-97	Randall Crutcher	203	6.8
'95-96	Chuckie Johnson	192	6.6
'94-95	Randall Crutcher	171	6.6
'93-94	Nate King	242	9.0
'92-93	Mike Amos	194	7.5
'91-92	Mike Amos	115	4.1
'90-91	Chad Gallagher	280	8.8
'89-90	Bob Harstad	290	8.8
'88-89	Bob Harstad	290	9.4
'87-88	Bob Harstad	272	8.5
'86-87	Kenny Evans	191	7.3
'85-86	Kenny Evans	212	8.5
'84-85	Benoit Benjamin	451	14.1
'83-84	Gregory Brandon	332	10.7
'82-83	Benoit Benjamin	259	9.6
'81-82	Alex Stivrins	187	7.5
'80-81	George Morrow	330	11.0
'79-80	George Morrow	279	10.0
'78-79	David Wesely	261	9.7
'77-78	Rick Apke	218	7.8
'76-77	Cornell Smith	191	7.0
'75-76	Rick Apke	202	7.7
'74-75	Doug Brookins	193	7.1
'73-74	Ted Wuebben	203	6.8
'72-73	Ted Wuebben	219	8.4
'71-72	Ted Wuebben	255	9.8
'70-71	Cyril Baptiste	270	11.2
'69-70	Cyril Baptiste	281	11.7
'68-69	Bob Portman	308	11.8
67-68	Bob Portman	385	15.4
'66-67	Bob Portman	286	11.4
'65-66	Neil Johnson	302	12.1
'64-65	Elton McGriff	317	13.8
'63-64	Paul Silas	631	21.8
'62-63	Paul Silas	557	20.6
'61-62	Paul Silas	563	22.5
'60-61	Carl Silvestrini	236	9.4
'59-60	Dick Hartmann	363	15.1
'58-59	Dick Hartmann	333	15.1
'57-58	Dick Harvey	206	9.4
'56-57	Bob Gibson	202	9.6
'55-56	Bob Gibson	174	7.6

Assists

Year	Player	Ast.	Avg.
'24-25	Steven Ashworth	239	6.8
'23-24	Trey Alexander	165	4.7
'22-23	Ryan Nembhard	176	4.8
'21-22	Ryan Nembhard	119	4.4
'20-21	Marcus Zegarowski	125	4.3
'19-20	Marcus Zegarowski	156	5.0
'18-19	Mitch Ballock	111	3.2
'17-18	Davion Mintz	102	3.1
'16-17	Maurice Watson Jr.	162	8.5
'15-16	Maurice Watson Jr.	229	6.5
'14-15	Austin Chatman	121	3.7
'13-14	Austin Chatman	155	4.4
'12-13	Grant Gibbs	210	5.8
'11-12	Grant Gibbs	176	5.0
'10-11	Antoine Young	195	5.0
'09-10	Antoine Young	105	3.1
'08-09	Josh Dotzler	121	3.5
'07-08	Josh Dotzler	118	3.6
'06-07	Nate Funk	99	3.0
'05-06	Josh Dotzler	97	4.2
'04-05	Tyler McKinney	184	5.4
'03-04	Nate Funk	78	2.7
'02-03	Tyler McKinney	141	4.1
'01-02	Kyle Korver	95	3.3
'00-01	Ryan Sears	137	4.3
'99-00	Ryan Sears	175	5.3
'98-99	Ryan Sears	124	4.0
'97-98	Ryan Sears	134	4.8
'96-97	Edward St. Fleur	155	5.2
'95-96	Edward St. Fleur	136	4.7
'94-95	Marcus Lockett	86	3.3
'93-94	Denny Halligan	78	2.7

Anthony Tolliver topped CU in rebounding in 2005-06 and 2006-07.

Annual Leaders

Year	Player	Ast.	Avg.
'92-93	Matt Petty	80	3.1
'91-92	Latrell Wrightsell	151	5.4
'90-91	Duan Cole	129	4.0
'89-90	Duan Cole	128	3.9
'88-89	James Farr	155	5.0
'87-88	James Farr	120	4.0
'86-87	Rod Mason	83	3.0
'85-86	Bernard Edwards	76	2.7
'84-85	Vernon Moore	159	5.0
'83-84	Vernon Moore	127	4.1
'82-83	Vernon Moore	92	3.7
'81-82	Alex Stivrins	75	3.0
'80-81	George Morrow	94	3.1
'79-80	Kevin McKenna	104	3.7
'78-79	David Wesely	108	4.0
'77-78	Randy Eccker	151	5.4
'76-77	Randy Eccker	205	7.3
'75-76	Randy Eccker	92	4.0
'74-75	Charles Butler	92	3.4
'73-74	Ralph Bobik	252	8.4
'72-73	Ralph Bobik	162	6.2
'71-72	Ralph Bobik	135	5.2
'70-71	Michael Caruso	108	4.3

Steals

Year	Player	Stl.	Avg.
'24-25	Jamiya Neal	32	0.9
'23-24	Trey Alexander	38	1.1
'22-23	Trey Alexander	40	1.1
'21-22	Ryan Nembhard	34	1.3
'20-21	Denzel Mahoney	39	1.3
'19-20	Ty-Shon Alexander	41	1.3
'18-19	Ty-Shon Alexander	41	1.2
'17-18	Khyri Thomas	56	1.7
'16-17	Khyri Thomas	52	1.5
'15-16	Isaiah Zierden	44	1.4
'14-15	Devin Brooks	32	1.0
'13-14	Jahenns Manigat	36	1.0
'12-13	Grant Gibbs	33	0.9
'11-12	Grant Gibbs	37	1.1
'10-11	Antoine Young	37	0.9
'09-10	Antoine Young	23	0.7
'08-09	Josh Dotzler	70	2.0
'07-08	P'Allen Stinnett	53	1.6
'06-07	Nate Funk	41	1.2
'05-06	Johnny Mathies	57	1.9
'04-05	Johnny Mathies	59	1.7
'03-04	Johnny Mathies	41	1.4
'02-03	Kyle Korver	50	1.5
'01-02	Kyle Korver	45	1.6
'00-01	Ryan Sears	73	2.3
'99-00	Ryan Sears	80	2.4
'98-99	Ryan Sears	68	2.2
'97-98	Ryan Sears	62	2.2
'96-97	Edward St. Fleur	46	1.5
'95-96	Edward St. Fleur	51	1.8
'94-95	Marcus Lockett	28	1.1
'93-94	Jason Singleton	41	1.4
'92-93	Jason Singleton	38	1.5
'91-92	Latrell Wrightsell	72	2.6
'90-91	Latrell Wrightsell	55	1.7
'89-90	Duan Cole	42	1.3
'88-89	James Farr	38	1.2
'87-88	James Farr	63	2.1
'86-87	Gary Swain	42	1.5
'85-86	Gary Swain	40	1.5
'84-85	Reggie Morris	40	1.3
'83-84	Vernon Moore	52	1.7
'82-83	Mark Jones	37	1.4
'81-82	Darryl Stovall/Vernon Moore	37	1.4
'80-81	Kevin McKenna	47	1.6

Blocked Shots

Year	Player	Blk.	Avg.
'24-25	Ryan Kalkbrenner	93	2.7
'23-24	Ryan Kalkbrenner	107	3.1
'22-23	Ryan Kalkbrenner	72	2.1
'21-22	Ryan Kalkbrenner	89	2.6
'20-21	Ryan Kalkbrenner	38	1.2
'19-20	Christian Bishop	35	1.1
'18-19	Martin Krampelj	29	0.8
'17-18	Toby Hegner	15	0.5
'16-17	Justin Patton	50	1.4
'15-16	Geoffrey Groselle	44	1.3
'14-15	Geoffrey Groselle	18	0.6
'13-14	Will Artino	12	0.3
'12-13	Gregory Echenique	62	1.7
'11-12	Gregory Echenique	57	1.6
'10-11	Gregory Echenique	55	1.8
'09-10	Kenny Lawson Jr.	50	1.5
'08-09	Kenny Lawson Jr.	56	1.6
'07-08	Dane Watts	30	0.9
'06-07	Anthony Tolliver	57	1.7
'05-06	Anthony Tolliver	47	1.6
'04-05	Jeffrey Day	51	1.5
'03-04	Brody Deren/Joe Dabbert	32	1.1
'02-03	Brody Deren	56	1.6
'01-02	Brody Deren	50	1.6
'00-01	Livan Pyfrom	52	1.6
'99-00	Livan Pyfrom	24	0.8
'98-99	Doug Swenson	58	1.9
'97-98	Doug Swenson	57	2.0
'96-97	Adam Reid	41	1.4
'95-96	Rodney Buford	24	0.8
'94-95	Randall Crutcher	22	0.9
'93-94	Nate King	27	0.9
'92-93	Mike Amos	19	0.7
'91-92	Jerry Vanderheydt	18	0.6
'90-91	Chad Gallagher	70	2.2
'89-90	Chad Gallagher	62	1.9
'88-89	Troy Bell	26	0.8
'87-88	Chad Gallagher	27	0.8
'86-87	Mike Pomeroy	20	0.8
'85-86	Ed Johansen	37	1.3
'84-85	Benoit Benjamin	162	5.1
'83-84	Benoit Benjamin	157	5.2
'82-83	Benoit Benjamin	92	3.4
'81-82	Alex Stivrins	16	0.6
'80-81	Jim Honz	15	0.6



Gregory Echenique led the Jays in blocked shots in each of Greg McDermott's first three seasons with Creighton (2010-13).

Martin Krampelj shot 67.1 percent from the field in 2017-18.

Field Goal Percentage
Minimum 4 FGM/Game

Year	Player	FG-FGA	Pct.
'24-25	Ryan Kalkbrenner	271-415	.653
'23-24	Ryan Kalkbrenner	241-373	.646
'22-23	Ryan Kalkbrenner	219-315	.695
'21-22	Ryan Kalkbrenner	173-268	.646
'20-21	Christian Bishop	141-207	.681
'19-20	Damien Jefferson	120-225	.533
'18-19	Martin Krampelj	177-299	.592
'17-18	Martin Krampelj	94-140	.671
'16-17	Justin Patton	200-296	.676
'15-16	Geoffrey Groselle	146-208	.702
'14-15	No 4 FGM/game qualifier		
'13-14	Doug McDermott	330-627	.526
'12-13	Doug McDermott	284-518	.548
'11-12	Doug McDermott	307-511	.601
'10-11	Doug McDermott	220-419	.525
'09-10	Kenny Lawson Jr.	163-303	.538
'08-09	Booker Woodfox	173-363	.477
'07-08	P'Allen Stinnett	145-320	.453
'06-07	Anthony Tolliver	158-312	.506
'05-06	Anthony Tolliver	134-260	.515
'04-05	Nate Funk	210-406	.517
'03-04	Brody Deren	121-240	.504
'02-03	Larry House	157-308	.510
'01-02	Kyle Korver	131-274	.478
'00-01	Kyle Korver	148-315	.470
'99-00	Ben Walker	138-300	.460
'98-99	Doug Swenson	136-250	.544
'97-98	Doug Swenson	115-217	.530
'96-97	Randall Crutcher	157-269	.563
'95-96	Rodney Buford	158-342	.462
'94-95	Tad Ackerman	116-299	.388
'93-94	Nate King	180-365	.493
'92-93	Matt Petty	148-308	.481
'91-92	Duan Cole	196-393	.499
'90-91	Chad Gallagher	237-419	.566
'89-90	Chad Gallagher	240-437	.549
'88-89	Chad Gallagher	171-303	.564
'87-88	Chad Gallagher	163-313	.521
'86-87	Rod Mason	125-269	.465
'85-86	Kenny Evans	144-302	.477
'84-85	Vernon Moore	265-393	.674
'83-84	Vernon Moore	188-316	.595
'82-83	Benoit Benjamin	162-292	.655
'81-82	Daryl Stovall	170-330	.515
'80-81	George Morrow	153-301	.508
'79-80	Jim Honz	149-251	.594
'78-79	Jim Honz	114-213	.535
'77-78	John C. Johnson	162-294	.551
'76-77	Rick Apke	220-380	.578
'75-76	Rick Apke	173-318	.544
'74-75	Charles Butler	139-263	.528
'73-74	Gene Harmon	242-435	.556
'72-73	Gene Harmon	187-367	.509
'71-72	Al Lewis	147-286	.514
'70-71	Cyril Baptiste	186-351	.529
'69-70	Cyril Baptiste	178-346	.521
'68-69	Bob Portman	256-583	.439
'67-68	Bob Portman	303-699	.438
'66-67	Bob Portman	188-423	.444
'65-66	Tim Powers	232-457	.508
'64-65	Elton McGriff	136-303	.449
'63-64	Chuck Officer	168-383	.439
'62-63	Tom Apke	115-266	.433
'61-62	Paul Silas	213-524	.406
'60-61	Herb Millard	107-261	.410
'59-60	Dick Hartmann	178-404	.441
'58-59	Dick Harvey	107-233	.459
'57-58	Bob Van Zeeland	92-217	.424
'56-57	Jim Berry	103-242	.426
'55-56	Lyle O'Dell	81-182	.445
'54-55	Not available	—	—
'53-54	Not available	—	—
'52-53	Not available	—	—
'51-52	Bill Heyden	110-300	.367

Annual Leaders

Three-Point Field Goals

Year	Player	3FG	Avg.
'24-25	Steven Ashworth	110	3.1
'23-24	Baylor Scheierman	110	3.1
'22-23	Baylor Scheierman	87	2.4
'21-22	Ryan Hawkins	78	2.2
'20-21	Marcus Zegarowski	80	2.8
'19-20	Mitch Ballock	93	3.0
'18-19	Ty-Shon Alexander	97	2.9
'17-18	Marcus Foster	95	2.9
'16-17	Marcus Foster	73	2.1
'15-16	Isaiah Zierden	70	2.3
'14-15	A. Chatman, J. Milliken, T. Hegner	45	1.4
'13-14	Ethan Wragge	110	3.1
'12-13	Ethan Wragge	78	2.2
'11-12	Ethan Wragge	66	1.9
'10-11	Doug McDermott/Kaleb Korver	47	1.2
'09-10	Ethan Wragge	68	2.0
'08-09	Booker Woodfox	91	2.7
'07-08	Booker Woodfox	56	1.7
'06-07	Nate Funk	55	1.7
'05-06	Johnny Mathies	56	1.9
'04-05	Nate Funk	67	2.0
'03-04	Kellen Miliner	50	1.7
'02-03	Kyle Korver	129	3.8
'01-02	Kyle Korver	79	2.7
'00-01	Kyle Korver	100	3.1
'99-00	Ryan Sears	67	2.0
'98-99	Rodney Buford	55	1.8
'97-98	Ryan Sears	63	2.3
'96-97	Rodney Buford	58	1.9
'95-96	Tad Ackerman	49	1.7
'94-95	Tad Ackerman	82	3.2
'93-94	Troy Wharton	39	1.3
'92-93	Matt Petty	44	2.1
'91-92	Duan Cole	69	2.5
'90-91	Duan Cole	63	2.0
'89-90	Matt Roggenburk	57	1.7
'88-89	Matt Roggenburk	58	1.9
'87-88	Rod Mason	76	2.4
'86-87	Gary Swain	68	2.4
'82-83	Mark Jones	12	0.4

Free Throw Percentage
Minimum 2 FTM/g

Year	Player	FT-FTA	Pct.
'24-25	Steven Ashworth	119-128	.930
'23-24	Baylor Scheierman	99-113	.876
'22-23	Ryan Nembhard	74-85	.871
'21-22	Ryan Kalkbrenner	95-129	.736
'20-21	No 2 FTM/game qualifier		
'19-20	Ty-Shon Alexander	117-136	.860
'18-19	Ty-Shon Alexander	85-107	.794
'17-18	Khyri Thomas	67-85	.788
'16-17	Marcus Foster	75-107	.701
'15-16	Maurice Watson Jr.	115-161	.714
'14-15	Austin Chatman	102-126	.810
'13-14	Doug McDermott	178-206	.864
'12-13	Doug McDermott	189-216	.875
'11-12	Doug McDermott	133-167	.796
'10-11	Antoine Young	128-171	.749
'09-10	Cavel Witter	75-91	.824
'08-09	Booker Woodfox	99-114	.868
'07-08	P'Allen Stinnett	88-112	.786
'06-07	Nate Funk	126-146	.863
'05-06	Johnny Mathies	107-140	.764
'04-05	Nate Funk	99-120	.825
'03-04	Kellen Miliner	58-72	.806
'02-03	Kyle Korver	109-120	.908
'01-02	Kyle Korver	97-109	.890
'00-01	Kyle Korver	72-83	.867
'99-00	Ryan Sears	103-129	.798
'98-99	Ryan Sears	71-83	.855
'97-98	Ryan Sears	66-82	.805
'96-97	Rodney Buford	81-110	.736
'95-96	Edward St. Fleur	66-88	.750
'94-95	Randall Crutcher	59-120	.492
'93-94	Jerry Vanderheydt	119-152	.778
'92-93	Matt Petty	95-112	.848
'91-92	Latrell Wrightsell	80-96	.833
'90-91	Chad Gallagher	141-175	.806
'89-90	Bob Harstad	218-273	.799
'88-89	James Farr	130-165	.788
'87-88	James Farr	82-101	.812
'86-87	Rod Mason	66-86	.767
'85-86	Kenny Evans	104-132	.788
'84-85	Vernon Moore	141-191	.738
'83-84	Kenny Evans	91-115	.791
'82-83	Gregory Brandon	75-104	.721
'81-82	Daryl Stovall	80-113	.708
'80-81	Kevin McKenna	112-135	.830
'79-80	Kevin McKenna	99-124	.798
'78-79	David Wesely	92-115	.800
'77-78	David Wesely	57-69	.826
'76-77	Rick Apke	115-139	.827
'75-76	Rick Apke	93-117	.794
'74-75	Doug Brookins	98-111	.882
'73-74	Gene Harmon	61-72	.847
'72-73	Ralph Bobik	55-67	.820
'71-72	Gene Harmon	83-105	.790
'70-71	Mike Caruso	95-108	.880
'69-70	Mike Caruso	116-141	.823
'68-69	Bob Portman	169-210	.805
'67-68	Bob Portman	132-167	.790
'66-67	Dave Hickey	63-80	.788
'65-66	Tim Powers	95-122	.779
'64-65	Bob Miles	62-78	.795
'63-64	Fritz Pointer	67-97	.691
'62-63	Pete McManamon	61-80	.763
'61-62	Larry Wagner	53-76	.697
'60-61	Pete McManamon	51-65	.785
'59-60	Dick Harvey	153-204	.750



Major League Baseball Hall of Fame pitcher Bob Gibson led Creighton in scoring twice, rebounding once and free throw percentage once.

Year	Player	FT-FTA	Pct.
'58-59	Jim Berry	53-68	.779
'57-58	Jim Berry	60-79	.759
'56-57	Jim Berry	57-70	.814
'55-56	Bob Gibson	162-219	.740
'54-55	Eddie Cole	114-140	.814
'53-54	Eddie Cole	90-116	.776
'52-53	Not available	—	—
'51-52	Bill Heyden	89-121	.736

Creighton's BIG EAST Single-Season Statistical Leaders

All Games

Scoring Average

Year	Player	Pts.	Avg.
'13-14	Doug McDermott	934	26.7

Rebounds Per Game

Year	Player	Reb.	Avg.
'24-25	***Ryan Kalkbrenner***	***303***	***8.7***

3-Point Field Goal Percentage

Year	Player	3FG-3FGA	Pct.
'13-14	Ethan Wragge	110-234	.470
'18-19	Marcus Zegarowski	60-141	.426
'23-24	Mason Miller	49-108	.454

Three-Point Field Goals/Game

Year	Player	3FG	Avg.
'13-14	Ethan Wragge	110	3.1
'20-21	Marcus Zegarowski	80	2.8
'23-24	Baylor Scheierman	110	3.1
'24-25	***Steven Ashworth***	***110***	***3.1***

Field Goal Percentage

Year	Player	FG-FGA	Pct.
'15-16	Geoffrey Groselle	146-208	.702
'16-17	Justin Patton	200-296	.676
'20-21	Christian Bishop	141-207	.681
'21-22	Ryan Kalkbrenner	173-268	.646
'22-23	Ryan Kalkbrenner	219-315	.695
'23-24	Ryan Kalkbrenner	241-373	.646
'24-25	***Ryan Kalkbrenner***	***271-415***	***.653***

Free Throw Percentage

Year	Player	FT-FTA	Pct.
'24-25	***Steven Ashworth***	***119-128***	***.930***

Blocked Shots Per Game

Year	Player	Blk.	Avg.
'22-23	Ryan Kalkbrenner	72	2.1
'23-24	Ryan Kalkbrenner	107	3.1
'24-25	***Ryan Kalkbrenner***	***93***	***2.7***

2024-25 leaders in bold italics

Assists Per Game

Year	Player	Ast.	Avg.
'15-16	Maurice Watson Jr.	229	6.5
'24-25	***Steven Ashworth***	***239***	***6.8***

Assist/Turnover Ratio

Year	Player	A-T	Ratio
'17-18	Davion Mintz	102-36	2.83
'19-20	Mitch Ballock	95-28	3.39

Defensive Rebounds Per Game

Year	Player	DReb	Avg.
'23-24	Baylor Scheierman	289	8.3
'24-25	***Ryan Kalkbrenner***	***219***	***6.6***

Offensive Rebounds Per Game

Year	Player	OReb	Avg.
'21-22	Ryan Kalkbrenner	134	3.9

Minutes Per Game

Year	Player	Min.	Avg.
'19-20	Mitch Ballock	1115	36.0
'23-24	Trey Alexander	1305	37.3

BIG EAST Play Only

Scoring Average

Year	Player	Pts.	Avg.
'13-14	Doug McDermott	498	27.7

Rebounds Per Game

Year	Player	Reb	Avg.
'23-24	Baylor Scheierman	195	9.8
'24-25	***Ryan Kalkbrenner***	***187***	***9.4***

3-Point Field Goal Percentage

Year	Player	3FG-3FGA	Pct.
'13-14	Doug McDermott	50-108	.463
'22-23	Trey Alexander	42-96	.438

Three-Point Field Goals/Game

Year	Player	3FG	Avg.
'13-14	Ethan Wragge	50	2.78
'13-14	Doug McDermott	50	2.78
'20-21	Mitch Ballock	59	2.95
'24-25	***Steven Ashworth***	***65***	***3.25***

Field Goal Percentage

Year	Player	FG-FGA	Pct.
'13-14	Doug McDermott	180-333	.541
'15-16	Geoffrey Groselle	61-93	.656
'16-17	Justin Patton	108-163	.663
'20-21	Christian Bishop	85-130	.654
'22-23	Ryan Kaklbrenner	110-163	.675
'23-24	Ryan Kalkbrenner	139-215	.647
'24-25	***Ryan Kalkbrenner***	***165-257***	***.642***

Free Throw Percentage

Year	Player	FG-FGA	Pct.
'19-20	Denzel Mahoney	53-59	.898
'24-25	***Steven Ashworth***	***61-69***	***.884***

Blocked Shots Per Game

Year	Player	Blk.	Avg.
'22-23	Ryan Kalkbrenner	48	2.5
'23-24	Ryan Kalkbrenner	67	3.4
'24-25	***Ryan Kalkbrenner***	***55***	***2.8***

Assists Per Game

Year	Player	Ast.	Avg.
'15-16	Maurice Watson Jr.	121	6.7
'24-25	***Steven Ashworth***	***149***	***7.5***

Assist/Turnover Ratio

Year	Player	A-T	Ratio
'13-14	Jahenns Manigat	61-12	5.08
'17-18	Davion Mintz	59-22	2.68
'19-20	Mitch Ballock	60-17	3.53

Defensive Rebounds Per Game

Year	Player	DReb	Avg.
'23-24	Baylor Scheierman	178	8.9
'24-25	***Ryan Kalkbrenner***	***138***	***6.9***

Offensive Rebounds Per Game

Year	Player	OReb	Avg.
'21-22	Ryan Kalkbrenner	75	3.9

Minutes Per Game

Year	Player	Min.	Avg.
'23-24	Trey Alexander	763	38.2

Yearly Statistics

Year	Record	H	A	N	Conf.	FGM	FG%	3FGM	3FG%	FTM	FT%	Ast.	TO	Blk.	Stl.	Conference Finish/Postseason Tournaments
2024-25	25-11	15-2	6-5	4-4	**15**-5	974	.477	344	.345	425	.728	615	440	161	130	BIG EAST 2nd; 2-1 BE Tourn., 1-1 NCAA
2023-24	25-10	14-2	8-5	3-3	14-6	1016	.484	**375**	.368	408	**.788**	588	372	143	134	BIG EAST T-2nd; 0-1 BE Tourn., 2-1 NCAA
2022-23	24-13	13-2	5-6	**6-5**	14-6	1014	.469	319	.354	481	.783	581	429	152	185	BIG EAST 3rd; 1-1 BE Tourn., 3-1 NCAA
2021-22	23-12	11-4	6-5	6-3	12-7	896	.448	235	.308	395	.738	466	492	149	192	BIG EAST 4th; 2-1 BE Tourn., 1-1 NCAA
2020-21	22-9	11-3	7-4	4-2	14-6	878	.472	293	.361	306	.640	485	342	103	216	BIG EAST 2nd; 2-1 BE Tourn., 2-1 NCAA
2019-20	24-7	17-1	6-5	1-1	13-5	866	.471	302	.386	394	.739	489	337	79	203	BIG EAST T-1st
2018-19	20-15	13-6	4-8	3-1	9-9	980	.479	372	.387	395	.679	561	465	92	237	BIG EAST T-3rd; 0-1 BE Tourn., 2-1 NIT
2017-18	21-12	16-2	4-7	1-3	10-8	1008	.492	343	.372	397	.748	588	371	88	187	BIG EAST T-3rd; 0-1 BE Tourn., 0-1 NCAA
2016-17	25-10	13-4	7-4	5-2	10-8	**1078**	.505	304	.396	404	.682	598	435	102	212	BIG EAST T-3rd; 2-1 BE Tourn., 0-1 NCAA
2015-16	20-15	14-5	4-9	2-1	9-9	979	.470	283	.352	546	.700	537	406	108	211	BIG EAST 6th; 0-1 BE Tourn., 2-1 NIT
2014-15	14-19	9-8	3-9	2-2	4-14	746	.420	262	.345	467	.725	449	391	77	147	BIG EAST T-9th; 1-1 BE Tourn.
2013-14	27-8	16-0	7-4	4-4	14-4	957	.497	356	.414	486	.743	614	342	49	139	BIG EAST 2nd; 2-1 BE Tourn., 1-1 NCAA Tourn.
2012-13	28-8	15-2	7-5	**6**-1	13-5	942	.501	307	.414	489	.759	609	443	92	174	MVC 1st; 3-0 MVC Tourn., 1-1 NCAA Tourn.
2011-12	**29**-6	14-2	**10**-3	5-1	14-4	975	.504	287	**.424**	535	.726	616	421	82	169	MVC 2nd; 3-0 MVC Tourn., 1-1 NCAA Tourn.
2010-11	23-16	**19**-3	3-11	1-2	10-8	935	.460	280	.369	534	.730	568	470	122	167	MVC T-4th, 1-1 MVC Tourn., 4-2 CBI
2009-10	18-16	15-2	3-10	0-4	10-8	812	.434	251	.336	499	.720	465	414	111	174	MVC 4th, 0-1 MVC Tourn., 2-1 CIT
2008-09	27-8	16-3	8-4	3-1	14-4	857	.444	276	.380	575	.749	493	428	138	287	MVC T-1st, 1-1 MVC Tourn., 1-1 NIT
2007-08	22-11	16-2	5-8	1-1	10-8	822	.447	274	.366	442	.719	473	469	116	245	MVC 4th, 1-1 MVC Tourn., 1-1 NIT
2006-07	22-11	12-2	5-8	5-1	13-5	740	.445	205	.338	535	.754	441	417	83	210	MVC 2nd, 3-0 MVC Tourn., 0-1 NCAA Tourn.
2005-06	20-10	15-2	5-7	0-1	12-6	659	.419	214	.357	450	.689	398	400	94	236	MVC T-2nd, 0-1 MVC Tourn., 1-1 NIT
2004-05	23-11	11-5	7-5	5-1	11-7	823	.452	293	.414	482	.730	483	412	111	234	MVC T-3rd, 3-0 MVC Tourn., 0-1 NCAA Tourn.
2003-04	20-9	14-2	6-6	0-1	12-6	692	.453	175	.385	425	.698	395	392	113	195	MVC T-2nd, 0-1 MVC Tourn., 0-1 NIT
2002-03	**29**-5	17-0	7-4	5-1	**15**-3	974	.498	270	.390	470	.693	575	462	153	283	MVC 2nd, 3-0 MVC Tourn., 0-1 NCAA Tourn.
2001-02	23-9	12-3	7-5	4-1	14-4	849	.464	230	.372	493	.730	488	458	125	261	MVC T-1st, 3-0 MVC Tourn., 1-1 NCAA Tourn.
2000-01	24-8	14-0	7-5	3-3	14-4	788	.442	249	.359	500	.702	490	426	114	**293**	MVC 1st, 1-1 MVC Tourn., 0-1 NCAA Tourn.
1999-00	23-10	10-3	8-6	5-1	11-7	819	.477	289	.416	483	.720	510	484	77	262	MVC 4th, 3-0 MVC Tourn., 0-1 NCAA Tourn.
1998-99	22-9	12-2	6-6	4-1	11-7	800	.455	236	.382	521	.714	451	476	91	286	MVC T-2nd, 3-0 MVC Tourn., 1-1 NCAA Tourn.
1997-98	18-10	12-2	6-7	0-1	12-6	723	.455	203	.363	451	.688	430	460	127	261	MVC 2nd, 0-1 MVC Tourney, 0-1 NIT
1996-97	15-15	11-3	3-9	1-3	10-8	746	.435	172	.361	360	.630	385	373	88	197	MVC T-6th, 0-1 MVC Tournament
1995-96	14-15	8-6	6-7	0-2	9-9	707	.399	172	.314	345	.633	382	389	101	206	MVC T-5th, 0-1 MVC Tournament
1994-95	7-19	4-**9**	3-10	0-0	4-14	567	.379	175	.342	279	.559	343	465	73	136	MVC T-9th
1993-94	7-**22**	6-8	0-13	1-1	3-**15**	663	.397	140	.308	432	.658	435	522	72	206	MVC T-9th
1992-93	8-18	8-5	0-13	0-0	6-12	570	.446	118	.365	409	.753	384	469	47	176	MVC 10th
1991-92	9-19	6-7	3-9	0-3	7-11	649	.445	126	.364	382	.706	417	432	75	237	MVC 6th, 0-1 MVC Tournament
1990-91	24-8	10-2	9-5	5-1	12-4	876	.483	193	.406	517	.752	579	469	115	228	MVC 1st, 3-0 MVC Tourn., 1-1 NCAA Tourn.
1989-90	21-12	11-2	6-9	4-1	9-5	908	.469	224	.378	556	.709	**655**	488	98	241	MVC T-2nd, 1-1 MVC Tournament, 0-1 NIT
1988-89	20-11	11-3	6-7	3-1	11-3	805	.452	171	.398	533	.701	496	416	72	171	MVC 1st, 3-0 MVC Tourn., 0-1 NCAA Tourn.
1987-88	16-16	8-6	6-8	2-2	6-8	864	.450	167	.392	430	.692	485	479	110	242	MVC T-4th, 1-1 MVC Tournament
1986-87	9-19	8-4	1-13	0-2	4-10	694	.452	174	.401	304	.679	364	386	43	142	MVC T-7th, 0-1 MVC Tournament
1985-86	12-16	9-6	3-9	0-1	7-9	683	.461	—	—	302	.667	369	360	63	159	MVC T-5th, 0-1 MVC Tournament
1984-85	20-12	13-3	7-9	0-0	9-7	961	**.535**	—	—	457	.679	508	**538**	**193**	198	MVC T-4th, 0-1 MVC Tournament
1983-84	17-14	13-5	4-9	0-0	8-8	833	.496	—	—	460	.717	429	502	182	220	MVC 4th, 2-1 MVC Tournament, 0-1 NIT
1982-83	8-19	8-**9**	0-10	0-0	4-14	715	.469	27	.360	367	.665	356	467	157	185	MVC 10th
1981-82	7-20	5-8	2-12	0-0	4-12	700	.445	—	—	317	.613	320	468	67	199	MVC 8th, 0-1 MVC Tournament
1980-81	21-9	14-2	7-6	0-1	11-5	838	.479	—	—	511	.692	457	517	74	223	MVC T-2nd, 3-0 MVC Tourn., 0-1 NCAA Tourn.
1979-80	16-12	12-4	4-8	0-0	9-7	861	.496	—	—	469	.720	502	492	—	—	MVC T-2nd, 1-1 MVC Tournament
1978-79	14-13	11-3	3-10	0-0	8-8	792	.484	—	—	421	.687	481	433	—	—	MVC T-3rd, 0-1 MVC Tournament
1977-78	19-9	12-2	7-6	0-1	12-4	858	.496	—	—	383	.734	565	394	—	—	MVC 1st, 1-0 MVC Tourn., 0-1 NCAA Tourn.
1976-77	21-7	12-2	8-5	1-0	—	908	.519	—	—	447	.742	604	461	—	—	0-1 NIT
1975-76	19-7	11-2	7-4	1-1	—	768	.483	—	—	406	.703	463	443	—	—	
1974-75	20-7	12-2	6-2	2-3	—	738	.455	—	—	382	.722	405	405	—	—	0-1 NCAA Tournament
1973-74	23-7	13-3	8-3	2-1	—	940	.480	—	—	306	.678	613	440	—	—	2-1 NCAA Tournament
1972-73	15-11	12-2	3-9	0-0	—	784	.429	—	—	327	.686	429	489	—	—	
1971-72	15-11	11-1	3-9	1-1	—	821	.463	—	—	350	.701	364	475	—	—	
1970-71	14-11	10-4	3-5	1-2	—	807	.472	—	—	483	.691	428	457	—	—	
1969-70	15-10	10-4	4-6	1-0	—	712	.462	—	—	443	.669	—	—	—	—	
1968-69	13-13	7-4	4-7	2-2	—	844	.429	—	—	441	.697	—	—	—	—	
1967-68	8-17	8-4	0-13	0-0	—	776	.391	—	—	392	.668	—	—	—	—	
1966-67	12-13	7-5	4-8	1-0	—	806	.400	—	—	370	.664	—	—	—	—	
1965-66	14-12	9-3	4-8	1-1	—	906	.430	—	—	481	.702	—	—	—	—	
1964-65	13-10	6-3	5-6	2-1	—	763	.394	—	—	373	.637	—	—	—	—	
1963-64	22-7	12-1	8-4	2-2	—	1024	.407	—	—	393	.576	—	—	—	—	1-2 NCAA Tournament
1962-63	14-13	8-2	4-7	2-4	—	819	.389	—	—	407	.629	—	—	—	—	1-1 National Catholic Tournament
1961-62	21-5	12-0	7-4	2-1	—	778	.371	—	—	384	. 600	—	—	—	—	2-1 NCAA Tournament
1960-61	8-17	6-4	2-13	0-0	—	696	.364	—	—	457	.689	—	—	—	—	
1959-60	13-11	11-0	2-11	0-0	—	672	.397	—	—	408	.647	—	—	—	—	
1958-59	13-9	10-2	3-7	0-0	—	537	.369	—	—	334	.667	—	—	—	—	
1957-58	10-12	6-4	4-8	0-0	—	501	.360	—	—	322	.674	—	—	—	—	
1956-57	15-6	11-0	4-6	0-0	—	510	.357	—	—	429	.691	—	—	—	—	
1955-56	11-12	10-3	1-9	0-0	—	534	.343	—	—	508	.687	—	—	—	—	
1954-55	5-14	4-5	1-9	0-0	—	477	—	—	—	445	.674	—	—	—	—	
1953-54	14-17	8-4	5-13	1-0	—	860	—	—	—	**653**	.684	—	—	—	—	
1952-53	11-14	8-4	3-10	0-0	—	542	—	—	—	576	.646	—	—	—	—	
1951-52	6-15	5-6	1-9	0-0	—	351	.427	—	—	315	.659	—	—	—	—	
1950-51	9-18	9-4	0-**14**	0-0	—	535	—	—	—	369	—	—	—	—	—	
1949-50	13-13	9-1	4-11	0-1	—	—	—	—	—	—	—	—	—	—	—	
1948-49	9-14	7-4	2-10	0-0	—	—	—	—	—	—	—	—	—	—	—	
1947-48	10-13	7-2	3-9	0-2	4-6	—	—	—	—	—	—	—	—	—	—	MVC 4th
1946-47	17-8	10-1	6-5	1-2	7-5	—	—	—	—	—	—	—	—	—	—	MVC 4th
1945-46	9-10	6-3	3-7	0-0	3-7	287	—	—	—	229	—	—	—	—	—	MVC 6th

Yearly Statistics / All-Time Coaches

Year	Record	H	A	N	Conf.	FGM	FG%	3FGM	3FG%	FTM	FT%	Ast.	TO	Blk.	Stl.	Conference Finish/Postseason Tournaments
Creighton did not compete in intercollegiate athletics during the 1943-44 and 1944-45 seasons due to World War II																
1942-43	16-1	8-0	8-0	0-1	10-0	441	—	—	—	177	—	—	—	—	—	MVC champion, 0-1 NIT
1941-42	18-5	8-1	8-3	2-1	9-1	—	—	—	—	—	—	—	—	—	—	MVC co-champion, 2-1 NIT
1940-41	18-7	9-1	7-5	2-1	9-3	400	—	—	—	129	.721	—	—	—	—	MVC champion, 2-1 in NCAA Tournament
1939-40	11-9	8-5	3-4	0-0	8-4	—	—	—	—	—	—	—	—	—	—	MVC 2nd
1938-39	11-12	6-4	5-8	0-0	7-7	—	—	—	—	—	—	—	—	—	—	MVC 5th
1937-38	11-14	7-4	4-10	0-0	7-7	—	—	—	—	—	—	—	—	—	—	MVC T-4th
1936-37	11-9	9-2	2-7	0-0	8-4	—	—	—	—	—	—	—	—	—	—	MVC 2nd
1935-36	13-6	8-2	5-4	0-0	8-4	304	—	—	—	155	—	—	—	—	—	MVC tri-champion
1934-35	12-8	6-3	6-5	0-0	8-4	—	—	—	—	—	—	—	—	—	—	MVC co-champion
1933-34	14-3	9-1	5-2	0-0	7-3	—	—	—	—	—	—	—	—	—	—	MVC 2nd
1932-33	12-5	8-2	4-3	0-0	8-2	—	—	—	—	—	—	—	—	—	—	MVC 2nd
1931-32	17-4	9-2	8-2	0-0	8-0	—	—	—	—	—	—	—	—	—	—	MVC champion
1930-31	8-10	4-4	4-6	0-0	5-3	—	—	—	—	—	—	—	—	—	—	MVC tri-champion
1929-30	12-7	8-3	4-4	0-0	6-2	289	—	—	—	135	—	—	—	—	—	MVC co-champion
1928-29	13-4	8-1	5-3	0-0	4-1	—	—	—	—	—	—	—	—	—	—	MVC 2nd
1927-28	13-2	9-0	3-2	1-0	—	—	—	—	—	—	—	—	—	—	—	
1926-27	14-5	10-3	4-2	0-0	6-2	—	—	—	—	—	—	—	—	—	—	North Central Conference champion
1925-26	11-9	8-5	3-4	0-0	5-2	207	—	—	—	69	—	—	—	—	—	
1924-25	14-2	8-2	6-0	0-0	7-0	—	—	—	—	—	—	—	—	—	—	North Central Conference champion
1923-24	13-2	12-1	1-1	0-0	9-1	—	—	—	—	—	—	—	—	—	—	North Central Conference champion
1922-23	12-5	9-3	3-2	0-0	11-3	—	—	—	—	—	—	—	—	—	—	North Central Conference champion
1921-22	23-5	16-2	7-2	0-1	—	—	—	—	—	—	—	—	—	—	—	
1920-21	15-6	9-2	5-4	1-0	—	—	—	—	—	—	—	—	—	—	—	
1919-20	15-3	9-1	6-2	0-0	—	—	—	—	—	—	—	—	—	—	—	
1918-19	10-0	6-0	4-0	0-0	—	—	—	—	—	—	—	—	—	—	—	
1917-18	11-0	5-0	6-0	0-0	—	—	—	—	—	—	—	—	—	—	—	
1916-17	17-3	9-0*	4-3*	0-0*	—	—	—	—	—	—	—	—	—	—	—	Nebraska Collegiate Conference champion Western Catholic Conference champion

**home/road/neutral split according to available records*
***bold** indicates school-record high for a season*

Bluejay Basketball Historical Highlights

All-time overall record: 1,722-1,106 (.609), 107 seasons
All-time BIG EAST record: 138-87 (.613), 12 seasons
BIG EAST regular season championships: 1 (1 shared, last 2019-20)
All-time MVC record: 475-328 (.592), 54 seasons
MVC regular season championships: 15 (8 outright, 7 shared, last 2012-13)
MVC Tournament championships: 12 (last 2013)
Most wins in a season: 29 (29-5 in 2002-03 and 29-6 in 2011-12)
Most losses in a season: 22 (7-22 in 1993-94)
Longest winning streak: 38 (from Feb. 22, 1917 - Feb. 11, 1920)
Longest home winning streak: 28 (from Jan. 12, 1917 - Feb. 11, 1920 and from Nov. 17, 2002 - Feb. 4, 2004)
Longest home losing streak: 6 (1994-95)
Highest AP poll weekly ranking: No. 7 on Jan. 16, 2017, March 9, 2020, March 16, 2020, Jan. 4, 2021 and Nov. 28, 2022
AP Poll Year-End Rankings: 15th in 2002-03, 19th in 2011-12, 22nd in 2012-13; 16th in 2013-14; 7th in 2019-20; 19th in 2020-21; 13th in 2023-24
Highest Coaches poll weekly ranking: No. 5 on Jan. 4, 2021
Coaches Poll Year-End Rankings: 17th in 1973-74, 16th in 1974-75, 23rd in 2002-03, 21st in 2011-12, 21st in 2012-13; 20th in 2013-14; 9th in 2019-20; 14th in 2020-21; 12th in 2022-23; 10th in 2023-24; 24th in 2024-25
NCAA Tournament appearances: 26 (21-27)
NIT appearances: 12 (9-12)
College Basketball Invitational appearances: 1 (4-2)
CollegeInsider.com Postseason Tournament appearances: 1 (2-1)

The families of ex-Creighton coaches Dana Altman, Tony Barone, Tom Apke, Eddie Sutton and John J. "Red" McManus were honored during Creighton's BIG EAST game on Dec. 31, 2013.

Creighton's All-Time Coaching Ledger

Coach	Years at CU	Overall Record		League Record	
Greg McDermott	***2010-present***	***350-171***	***.672***	***138-87 BIG EAST***	***.613***
				37-17 MVC	***.685***
Dana Altman	1994-2010	327-176	.650	182-106 MVC	.632
Rick Johnson	1991-94	24-59	.289	16-38 MVC	.296
Tony Barone	1985-91	102-82	.554	49-39 MVC	.557
Willis Reed	1981-85	52-65	.444	25-41 MVC	.379
Tom Apke	1974-81	130-64	.670	40-24 MVC	.625
Eddie Sutton	1969-74	82-50	.621	—	—
John J. "Red" McManus	1959-69	138-118	.539	—	—
Theron "Tommy" Thomsen	1955-59	49-39	.557	—	—
Sebastian "Subby" Salerno	1952-55	30-45	.400	—	—
J.V. "Duce" Belford	1945-46, '47-52	56-83	.403	7-13 MVC	.350
E.S. "Eddie" Hickey	1935-43, '46-47	126-71	.640	73-35 MVC	.676
Arthur A. Schabinger	1922-35	165-66	.714	46-15 MVC	.754
				37-9 NCC	.804
Charles Kearney	1921-22	33-10	.767	—	—
Eddie Mulholland%	1920-21	5-1	.833	—	—
Thomas E. Mills	1916-20	53-6	.898	—	—

%Charles Kearney replaced Eddie Mulholland after Mulholland resigned on Feb. 5, 1921
League record includes regular-season conference games only

Doug McDermott's Historical Career

Doug McDermott arrived at Creighton in 2010 as a baby-faced 18-year-old freshman. By the time his career was done, he had spent two summers with USA Basketball, won a pair of MVC Tournament titles and won three NCAA Tournament games.

He scored a career-high 45 points and surpassed 3,000 career points during a Senior Day for the ages in 2014.

Doug McDermott's National Player of the Year Honors

Doug McDermott

CollegeInsider.com Lute Olson National POY - 2011-12
Adolph F. Rupp Trophy - 2013-14
Associated Press National Player of the Year - 2013-14
Basketball Times National Player of the Year - 2013-14
BleacherReport.com National Player of the Year - 2013-14
CollegeInsider.com Lute Olson National POY - 2013-14
CBSSports.com National Player of the Year - 2013-14
Dick Vitale National Player of the Year - 2013-14
John R. Wooden National Player of the Year - 2013-14
Naismith Trophy National Player of the Year - 2013-14
NBCSports.com National Player of the Year - 2013-14
Senior CLASS Award - 2013-14
Sporting News National Player of the Year - 2013-14
USBWA Oscar Robertson Trophy National POY - 2013-14
USA Today National Player of the Year - 2013-14

Doug McDermott had his jersey retired prior to Creighton's Dec. 20, 2023 game vs. Villanova.



Marcus Foster

Ed Beisser

Steven Ashworth

Creighton's All-Americans

Ty-Shon Alexander (2017-20)
USA Today Third Team, 2020

Rick Apke (1974-78)
AP Honorable Mention, 1976; AP Honorable Mention and *Sporting News* Special Mention, 1977; AP Honorable Mention, 1978

Ed Beisser (1940-43)
PIC Magazine First Team, *Sporting News* Third Team, *SIR Magazine* Honorable-Mention, 1943

Benoit Benjamin (1982-85)
Catholic Digest, 1983; AP Honorable Mention, 1984; ESPN Second Team, NABC Third Team, AP Honorable Mention, UPI Honorable Mention, 1985

Jim Berry (1955-59)
Catholic Digest college division, 1958, 1959

Rodney Buford (1995-99)
AP Honorable Mention, 1999

Jack Chapman (1957-60)
Catholic Digest college division Honorable Mention, 1960

Conrad Collin (1931-34)
Second Team *College Humor*, 1933

James Farr (1987-89)
UPI Small Second Team, 1989

Marcus Foster (2016-18)
AP Honorable Mention, *2018; Collegeinsider.com*, 2017, 2018

Nate Funk (2003-07)
Collegeinsider.com Mid-Major, 2007

Dick Hartmann (1958-60)
Catholic Digest college division Honorable Mention, 1960

Dick Harvey (1956-60)
Catholic Digest college division, 1958-59; *Catholic Digest* Honorable Mention college division, 1960

Werner Jensen (1927-30)
Second Team Helms Foundation, 1929

Ryan Kalkbrenner (2020-25)
AP Third Team, *CBSSports.com* Second Team, *College Hoops Today* Second Team, *Field of 68* Third Team, John R. Wooden Award, NABC Second Team, *Sports Illustrated* Second Team, *The Sporting News* Third Team, USBWA Second Team, 2025; *247Sports* Honorable Mention, *Associated Press* Honorable Mention, *2024*

Arthur Kiely (1930-33)
New York Sun, 1933

Kyle Korver (1999-03)
AP Honorable Mention, *Basketball America* Honorable Mention, *Collegeinsider.com* Mid-Major, 2002; AP Second Team, ESPN.com Second Team, Senior CLASS Second Team, *The Sporting News* Second Team, USBWA Second Team, *Basketball Times* Third Team, Dick Vitale Third Team, NABC Third Team, FoxSports.com Fourth Team, Collegeinsider.com Mid-Major, Collegeinsider.com, 2003

Ralph Langer (1940-43)
NEA First Team, SIR Magazine First Team, *Sporting News* Honorable Mention, 1943

Leonard F. "Jimmy" Lovely (1920-24)
Helms Foundation, 1923 and 1924

Doug McDermott (2010-14)
AP First Team, *Basketball Times* First Team, *Collegeinsider.com* Mid-Major First Team, NABC First Team, USBWA First Team, ESPN.com Second Team, CBSSports.com Second Team, *Sporting News* Second Team, John R. Wooden Second Team, 2012; AP First Team, *Basketball Times* First Team, CBSSports.com First Team, *Collegeinsider.com* All-America Team, Dick Vitale First Team, ESPN.com First Team, John R. Wooden First Team, NABC First Team, USBWA First Team, *Sporting News* Second Team, 2013; AP First Team, *Basketball Times* First Team, BleacherReport.com First Team, CBSSports.com First Team, *Collegeinsider.com* All-America Team, John R. Wooden All-America Team, NABC First Team, NBCSports.com First Team, Senior CLASS Award First Team, *Sporting News* First Team, *Sports Illustrated* First Team, USBWA First Team, *USA Today* First Team, 2014

Herb Millard (1960-62)
Catholic Digest college division Honorable Mention, 1961

Vernon Moore (1981-85)
AP Honorable Mention, 1985

Chuck Officer (1960-62, 1963-64)
Catholic Digest college division Honorable Mention, 1961

Bob Portman (1966-69)
Basketball Weekly First Team, Helms Foundation First Team, AP Honorable Mention, *Sporting News* Honorable Mention and UPI Honorable Mention, 1968

Baylor Scheierman (2022-24)
247Sports Second Team, *Field of 68* Second Team, *Associated Press* Third Team, *CBSSports.com* Third Team, *College Hoops Today* Third Team, *ESPN.com* Third Team, NABC Third Team, *The Sporting News* Third Team, USBWA Third Team, 2024

Paul Silas (1961-64)
Brooklyn Tablet First Team, *Cage Scope* First Team, Helms Foundation Third Team, AP Honorable Mention and UPI Honorable Mention, 1962; *Cage Scope* First Team, Converse Second Team, AP and UPI Honorable Mention, 1963; *Brooklyn Tablet* First Team, Helms Foundation First Team, Converse Second Team, NABC Second Team, US Basketball Coaches Second Team, AP Third Team, UPI Third Team and *Sporting News* Honorable Mention, 1964

Paul Silas

Anthony Tolliver (2004-07)
Collegeinsider.com Mid-Major, Senior CLASS Second Team, 2007

Maurice Van Ackeren (1929-32)
Honorable Mention College Humor, 1931

Booker Woodfox (2007-09)
AP Honorable Mention, 2009

Marcus Zegarowski (2018-21)
AP Honorable Mention, NBCSports.com Second Team, Stadium Third Team, 2020; AP Honorable Mention , 2021

College Sports Communicators Academic All-Americans

Rick Apke (1974-78)
CSC Academic Second Team, 1977;
CSC Academic First Team, 1978

Steven Ashworth (2023-25)
CSC Academic First Team, 2025

Dennis Bresnahan (1969-71)
CSC Academic, 1970

Tyler Clement (2014-18)
CSC Academic First Team, 2018

Brody Deren (2001-04)
CSC Academic Third Team, 2004

Michael Lindeman (2000-04)
CSC Academic Second Team, 2003;
CSC Academic Third Team, 2004

Paul Silas (1961-64)
CSC Academic First Team, 1964

Anthony Tolliver (2004-07)
CSC Academic Second Team, 2007

Doug McDermott (2010-14)

• Consensus 2013-14 National Player of the Year.
• Three-time First Team All-American.
• Finished his career ranked fifth in NCAA history with 3,150 points.
• Owns top three single-season scoring totals in program history.
• Started all 145 games in his career and established an NCAA career record with 135 games of 10+ points.
• Three-time Conference Player of the Year (BIG EAST 2014; MVC 2012 & 2013).

Kyle Korver (1999-2003)

• Three-time First Team All-MVC pick who was named MVC Player of the Year and MVC Tournament MVP as both a junior and senior.
• First Creighton player to appear in four NCAA Tournaments.
• Owns Creighton and MVC-record 371 career three-pointers.
• Is eighth in NBA history in 3-pointers made and 10th in 3-point percentage.
• Inducted into MVC Hall of Fame on March 5, 2010.

Bob Harstad (1987-91)

• Three-time First Team All-MVC pick, including 1990 MVC Player of the Year and 1991 MVC Tournament MVP.
• Helped Creighton to regular-season and postseason titles in 1989 and 1991.
• One of four players in MVC history with 2,000 points (2,110) and 1,000 rebounds (1,126), joining Larry Bird, Oscar Robertson and Xavier McDaniel.
• Inducted into MVC Hall of Fame on March 7, 2008.

Bob Portman (1966-69)

• Averaged a Creighton-record 24.6 points per game for his career.
• Averaged single-season school-record 29.5 points per game in 1967-68.
• Set a single-game Creighton record (that still stands) with 51 points vs. Wisconsin-Milwaukee on Dec. 16, 1967.
• Sixth-leading scorer in school history (1,876).
• Inducted into the MVC Hall of Fame on March 8, 2013.

Paul Silas (1961-64)

• His 21.6 rebounds per game are third in NCAA history.
• His 1,751 rebounds are sixth in NCAA history and the most ever by a three-year player.
• Scored 11,782 points and grabbed 12,357 rebounds in a 16-year NBA career.
• Coached 12 seasons in the NBA for the Clippers, Hornets, Bobcats and Cavaliers.
• Inducted into MVC Hall of Fame on March 2, 2012.

Bob Gibson (1954-57)

• Led Creighton in scoring in both 1955-56 and 1956-57.
• Played for the Harlem Globetrotters in 1957-58.
• Entered MVC Hall of Fame in 2005 as an "Institutional Great".
• An inductee into the Major League Baseball Hall of Fame and member of the All-Century Team.
• Had 251 wins and won two Cy Young Awards as a pitcher on the St. Louis Cardinals.

Creighton Classics

A list of some memorable Bluejay basketball games through the years

Feb. 1, 2025 - Steven Ashworth banks in a three-pointer from the corner with 5.8 seconds left to help the Bluejays defeat Villanova, 62-60.

Dec. 4, 2024 - Creighton beats No. 1 Kansas, 76-63, its second win over a top-ranked team in 10 months.

Nov. 6, 2024 - Ryan Kalkbrenner opens his final season with a career-high 49 points, making 20-of-22 shots from the field vs. UTRGV.

March 23, 2024 - Creighton scores the first 15 points of the second overtime in an 86-73 NCAA Tournament win vs. Oregon and former CU coach Dana Altman to return to the Sweet 16.

Feb. 20, 2024 - Creighton beats No. 1 UConn 85-66, its first win ever over a top-ranked team and the Huskies largest (and final) loss of the season.

March 24, 2023 - Creighton defeats Princeton 86-75 to clinch a spot in the Elite Eight.

March 17, 2022 - CU defeats San Diego State 72-69 in overtime after overcoming a nine-point deficit in the final 2:30 of regulation of its NCAA Tourney opener.

March 12, 2022 - Creighton earns a second straight trip to the BIG EAST Tournament final after a 85-58 blowout victory over regular-season champ and No. 11-ranked Providence.

Jan. 1, 2022 - Alex O'Connell forces double-OT with a trey at the buzzer in a 75-69 win at Marquette.

March 20, 2021 - A defensive stop in the closing seconds helps CU defeat UCSB 63-62 in the First Round of the NCAA Tournament. Two days later CU beat Ohio 72-58 for its first Sweet 16 trip since 1974.

Jan. 2, 2021 - Christian Bishop's transition dunk with 0.8 seconds left gives CU a 67-65 win at Providence.

Dec. 20, 2020 - A basket by Damien Jefferson with 0.2 left in regulation ties it and Creighton goes on to win its first game vs. UConn, 76-74 in overtime.

March 7, 2020 - Creighton makes 12 of its final 13 shots from the field to beat No. 8 Seton Hall, 77-60, and clinch a share of the program's first BIG EAST title.

March 9, 2019 - Mitch Ballock scores 39 points on 14 shots thanks to 11-for-12 three-point shooting in a win over DePaul.

Feb. 24, 2018 - Marcus Foster and Khyri Thomas combine for 52 points as Creighton upends eventual national champion Villanova, 89-83, in overtime. The No. 3 Wildcats are the highest-ranked team CU has ever beaten, and is VU's final loss of its title campaign.

March 10, 2017 - Marcus Foster sends Creighton to the BIG EAST Tournament title game with a game-winning three-pointer with 6.6 left as the Bluejays top Xavier, 75-72.

Feb. 9, 2016 - Creighton never trails in a 70-56 win over No. 5 Xavier, holding the Musketeers to 1-of-21 shooting from three-point range in CU's first top-five win at home since 1970.

March 8, 2014 - Doug McDermott's final home game is one for the ages, as he scores a career-high 45 points while also passing 3,000 career points in CU's 88-73 win over Providence.

Jan. 28, 2014 - Doug McDermott scores 39 points, including a game-winning three-pointer with 2.8 seconds left, as CU tops St. John's, 63-60.

Jan. 20, 2014 - Creighton makes a three-pointer on each of its first nine possessions en route to a 96-68 win at No. 4 Villanova. The Bluejays make a BIG EAST record 21 three-pointers in the game, paced by nine treys from Ethan Wragge, who tied a school record.


Ethan Wragge

Dec. 31, 2013 - Creighton never trails in a 67-49 win over preseason league favorite Marquette in the program's first BIG EAST game, which started at 9 pm on New Year's Eve in front of a raucous crowd.

March 10, 2013 - Creighton leaves the MVC on a high note, defeating rival Wichita State 68-65 for its second straight Valley Tournament title.

March 2, 2013 - Creighton clinches its first outright MVC title since 2002 by defeating future Final Four qualifier Wichita State in a winner-take-all battle for the league crown. Creighton shot 70.2 percent in the game and got 41 points from Doug McDermott, who made 15-of-18 attempts in the 91-79 victory.

March 16, 2012 - Creighton beats Alabama, 58-57, for its first NCAA Tournament win since 2002. The Bluejays overcame an 11-point second-half deficit.

Feb. 21, 2012 - Creighton trails 71-57 with 7:55 left and 83-76 with 1:45 to play on Senior Day vs. Evansville, but forces overtime when Gregory Echenique deflects an Antoine Young miss in at the regulation buzzer. UE's Colt Ryan, who scored 43 points, misses a shot in the waning seconds as CU wins, 93-92.

Feb. 18, 2012 - Antoine Young's jumper with 0.3 seconds left lifts Creighton to an 81-79 win over Long Beach State. Young's shot capped a game-ending 6-0 run and causes Creighton fans to storm the CHI Center Omaha floor for the first time.

March 6, 2009 - Wichita State overcomes Creighton's 59-43 lead in the final four minutes before MVC Player of the Year Booker Woodfox rescues the Bluejay win with a jumper at the buzzer, 63-62.

Booker Woodfox

March 18, 2008 - Creighton rallies from a 12-point deficit in the final 3:10 to beat Rhode Island, 74-73, in the first round of the National Invitation Tournament. Cavel Witter's three-pointer with 3.2 seconds left wins it.

March 1, 2008 - Creighton and Bradley play the highest-scoring game in school history, a 111-110 double-overtime Bluejay win. The win clinches CU's 10th straight 20-win season and features 42 points by reserve Cavel Witter, including 11 in double-OT.

Nov. 9, 2007 - Creighton trails 23-6 in the opening minutes of the season to DePaul before freshman P'Allen Stinnett breaks loose in his debut. Stinnett scores 23 points, all in the second half, as Creighton wins 74-62.

March 4, 2007 - Creighton beats longtime nemesis and 11th-ranked Southern Illinois before 22,612 fans to win its 10th MVC Tournament title, 67-61. Nate Funk is named Tournament MVP.

Jan. 28, 2006 - Anthony Tolliver drains a shot from the right baseline as time expires, lifting Creighton to a 57-55 win over future Sweet 16 qualifier Wichita State. Creighton trailed 25-6 after 10 minutes.

Dec. 11, 2005 - Injuries to three of its top seven players forces Creighton to dress just nine players, but it's more than enough in a 70-44 win over Nebraska. Creighton holds the Huskers to 11 first-half points while forcing NU into a school-record 31 turnovers.

Nov. 26, 2005 - Nate Funk scores 15 of his career-high 38 points after regulation, including the game-winner with 5.7 seconds left, as Creighton outlasts Dayton, 91-90 in the first double-OT game at CHI Health Center Omaha.

Feb. 16, 2005 - Trailing by seven at the break, Creighton scores the first 13 points in the second half en route to an 82-68 win at league-leading Wichita State. CU shoots 16-of-19 (a then-MVC-record of 84.2 percent) in the second half, grabbing the offensive rebound on all three misses. Nate Funk had 35 points in the game, which started an eight-game winning streak that included an MVC Tournament title.

Jan. 15, 2005 - Nate Funk picks up a loose ball and tosses in a 19-footer at the buzzer to give Creighton a 67-66 road win at Northern Iowa.

Dec. 11, 2004 - Senior Kellen Miliner hits a 15-foot shot with 0.7 seconds left to lead Creighton to a 50-48 win at Nebraska.

Nov. 24, 2004 - Tyler McKinney's basket with 4.2 seconds left in OT leads Creighton past Ohio State, 65-63, in the championship game of the Guardians Classic. In his next game, McKinney would score on CU's final possession as the Jays won at Xavier, 73-72.

March 10, 2003 - Creighton destroys top seed Southern Illinois, 80-56, to earn a fifth straight NCAA bid. Kyle Korver repeats as MVC Tourney MVP.

March 15, 2002 - Terrell Taylor's three-point shot with 0.2 seconds left in double overtime beats No. 15 Florida 83-82 in the first round of the NCAA Tournament. Taylor scored all 28 of his points after half.

Nov. 27, 2001 - Creighton overcomes a 37-19 deficit to rally and beat No. 17 Western Kentucky, 94-91 in double-overtime. Brody Deren has 21 points and 11 rebounds off the bench in his second game at Creighton while guarding Hilltopper All-American Chris Marcus in the post.

Dec. 4, 1999 - After trailing at Baylor 61-47 with three minutes to play, Creighton guard Ben Walker hits a runner at the buzzer to knot the score at 67. In overtime, Creighton takes its first lead of the game and goes on to a 77-76 win.

Dec. 20, 1998 - Creighton ruins the return of ex-coach Eddie Sutton, beating Sutton and No. 18 Oklahoma State 66-60 before 8,418 fans. Creighton ends the game on a 12-2 run in the win.

Dec. 10, 1997 - Tom Osborne retires as Nebraska's football coach earlier in the day, then his school loses to Creighton 84-73 that night.

Nov. 26, 1994 - Dana Altman's debut on the Bluejay sideline results in a 68-61 win at Oral Roberts, snapping CU's 30-game road losing streak.

March 7, 1989 - James Farr's 13-footer with three seconds left gave Creighton a 79-77 victory over Southern Illinois in the MVC Tournament title game.

Feb. 16, 1989 - A three-pointer by Todd Eisner with two seconds left capped Creighton's rally from a six-point deficit in the final 45 seconds of regulation. The Bluejays then beat Southern Illinois 102-100 on a drive by James Farr with three seconds left in OT.

March 5, 1978 - Rick Apke's last-second 18-footer beat Indiana State and Larry Bird 54-52 in the MVC Tournament championship game.

Feb. 16, 1978 - Larry Bird is held to 11 points, 20 below his average, as CU whips Indiana State, 89-57.

Feb. 17, 1973 - Gene Harmon's 30-foot buzzer-beater tops No. 7 Houston 78-77. CU forced 38 turnovers.

Gene Harmon

Jan. 29, 1970 - In Eddie Sutton's first year, the Bluejays upset Sam Lacey and No. 5 New Mexico State 72-68, before a Civic crowd of 11,214 that remains a record.

Dec. 14, 1963 - Chuck Officer's 16-foot hook shot at the buzzer forced the first overtime in a 96-91 double overtime win over Utah State. The Bluejays trailed by two with seven seconds left when Tom Apke rebounded a missed free throw and fired up court to Officer, who fell to one knee at the foul line, his back to the basket. Without getting up he threw up a shot that swished.

Dec. 20, 1961 - Creighton downs John Wooden's UCLA team that includes Walt Hazzard, 74-72.

Dec. 9, 1961 - Chuck Officer's 35-foot shot with five seconds left beats Notre Dame 73-71. Paul Silas scores 22 points and grabs 26 rebounds in his second career game at CU.

Jan. 10, 1930 - William Worthing's 65-foot shot in the final minute beats Kentucky, 28-27. To commemorate the shot as the longest field goal at Kentucky, UK officials placed a brass plate in the gymnasium, which was later moved to the exact location on a new floor when they moved arenas.

--Special thanks to Rich Kaipust and the Omaha World-Herald for help compiling this initial list.

Creighton Basketball Glossary

All-Americans

Creighton has produced 34 All-Americans in 107 seasons, beginning with Leonard F. "Jimmy" Lovely in 1923 and 1924. Doug McDermott was a three-time consensus First Team All-American (2011-12, 2012-13 and 2013-14) while picking up 14 different National Player of the Year honors as a senior. Most recently, Ryan Kalkbrenner was named an All-American in both 2023-24 and 2024-25.

Altman, Dana

Dana Altman is the only coach in MVC history to lead his school to seven straight years of improved records. He won 327 games with CU from 1994-2010.

Altman won three MVC regular-season titles, six MVC Tournament crowns and led his teams to 13 postseason bids in a row before going to Oregon after the 2009-10 season.

He was inducted into the Creighton Athletics Hall of Fame in 2018.

Apke Brothers, Tom and Rick

Former Bluejay coach Tom Apke is the only coach in school history to have led Creighton to the NCAA Tournament in his first season with the team (1974-75). A team captain on Creighton's 1964-65 team, Apke went on to coach the Bluejays to a 130-64 record from 1974-81.

While Tom was coaching the Bluejays to the postseason, his brother, Rick, was beginning to blossom as a player. After Rick averaged 6.4 points per game during his freshman season, he burst onto the scene as a sophomore with a scoring norm of 16.8 points per game. Rick went on to score 1,682 career points from 1974-78, now the ninth-highest total in school history.

Belford, "Duce", J.V.

J.V. "Duce" Belford was referred to as "Mr. Creighton Athletics" in the 1959-60 Creighton basketball media guide. Belford served the athletic department in a variety of roles for 39 years, beginning in 1922 as a student manager. In 1934, he was appointed part-time athletic director and was promoted to full-time A.D. in 1952. During his 39 years at Creighton, he served as the freshman basketball and football coach, varsity basketball coach, director of intramurals, track and field coach, baseball coach and golf coach. Belford passed away during the summer of 1961 following a long illness.

Benjamin, Benoit

A two-time AP All-America center for the Bluejays in the early 1980s, Benoit Benjamin began a 15-year NBA career in 1985 as the third overall draft pick in the first round by the Los Angeles Clippers. Benjamin is the all-time leader for blocked shots in Missouri Valley Conference history with 411 rejections. As a junior during the 1984-85 season, he led all of NCAA Division I in blocked shots and was the nation's second-leading rebounder.

Conference Title History

Regular-Season Conference Titles (22)		Conference Tournament Titles (12)	
Year	**Conference**	1978	Missouri Valley
1916-17	Nebraska Collegiate	1981	Missouri Valley
1916-17	Western Catholic	1989	Missouri Valley
1922-23	North Central	1991	Missouri Valley
1923-24	North Central	1999	Missouri Valley
1924-25	North Central	2000	Missouri Valley
1926-27	North Central	2002	Missouri Valley
1929-30*	Missouri Valley	2003	Missouri Valley
1930-31*	Missouri Valley	2005	Missouri Valley
1931-32	Missouri Valley	2007	Missouri Valley
1934-35*	Missouri Valley	2012	Missouri Valley
1935-36*	Missouri Valley	2013	Missouri Valley
1940-41	Missouri Valley		
1941-42*	Missouri Valley		
1942-43	Missouri Valley		
1977-78	Missouri Valley		
1988-89	Missouri Valley		
1990-91	Missouri Valley		
2000-01	Missouri Valley		
2001-02*	Missouri Valley		
2008-09*	Missouri Valley		**shared title*
2012-13	Missouri Valley		
2019-20*	BIG EAST		

Bevilacqua, Dr. Lee C. "Doc"

Inducted into the Creighton University Athletics Hall of Fame in 1988, Dr. Lee C. Bevilacqua became the first person associated with Creighton to be inducted into the Missouri Valley Conference Hall of Fame when he was presented with the MVC Award of Merit on Sept. 1, 1998, in St. Louis, Mo.

Bevilacqua died in the fall of 1998 while on a road trip with the men's soccer team. He had spent more than 30 years (1962-82, 1986-98) as the Creighton Athletic Department's team physician without receiving any form of monetary compensation.

CHI Health Center Omaha

The home to Creighton men's basketball since 2003-04, CHI Health Center Omaha ranks as one of college basketball's best venues. The arena was known as Qwest Center Omaha until the fall of 2011, then was CenturyLink Center Omaha from 2011-18.

The facility has hosted NCAA Basketball Tournament games in 2008, 2012, 2015, 2018 and 2024.

Creighton is 307-64 (.827) all-time at CHI Health Center Omaha, including 93 wire-to-wire wins.

Collin, Conrad "Cornie"

Twice an All-MVC forward and the league's leading scorer, Conrad "Cornie" Collin suffered a knee injury during a football scrimmage against the freshmen prior to the 1933 season. Despite withdrawing from both the football and basketball teams due to the injury, Collin became the first athlete in school history to captain both squads.

Conference Affiliation

Creighton enters its 13th year as a member of the BIG EAST Conference, having joined the league on July 1, 2013. The move came after a 54-year affiliation with the Missouri Valley Conference (1928-48, 1977-2013).

The Bluejays began play in 1916-17 with membership in both the Nebraska Collegiate Conference and Western Catholic Conference. After playing the next five seasons as an independent, Creighton was a member of the North Central Conference from 1922-27 before beginning its first stint in the MVC.

Prior to the 1948-49 season, the Bluejays withdrew from the MVC and remained independent until rejoining The Valley in 1977.

Conference Titles

Creighton shared its first BIG EAST Conference title in 2019-20, beating No. 8 Seton Hall on the final day of the regular-season before a sellout crowd.

Creighton also has won 15 regular-season titles (8 outright, 7 shared), 12 MVC Tournament championships, four North Central Conference titles, one Nebraska Collegiate Conference crown and one Western Catholic Conference championship in its 107-year history of hoops.

"Dynamic Duo"

Known as the "Dynamic Duo", Chad Gallagher and Bob Harstad both rank in Creighton's all-time top-five in both scoring and rebounding. As teammates from 1987-91, the pair helped Creighton win two MVC regular-season titles, two MVC Tournament crowns and make a pair of NCAA appearances.

Fight Song

The Creighton University fight song is "The White and the Blue," with words and music by Gordon Richmond.

"The White and the Blue!
Colors two, it is you we defend.
Fearless for you,
our might to the fight we will lend.
So: wave, colors, wave
We will fight on for your glory.
White and Blue!
We will fight till the fight is won."

Hall of Famers

The Creighton Athletics Hall of Fame has inducted 35 ex-Bluejay men's basketball players and coaches since it was initiated in 1968. Major League Baseball great and former Creighton basketball star Bob Gibson was the first inductee. Most recently, former forwards Doug McDermott (2010-14) and Anthony Tolliver (2003-07) were inducted in August of 2019.



Kalkbrenner, Ryan

Ryan Kalkbrenner finished his career in 2025 as one of the greatest players in program history and ranks second in career points, rebounds, blocked shots and field goal percentage. The 7-foot-1 center joined Patrick Ewing as the second man to be a four-time BIG EAST Defensive Player of the Year and was named Naismith Defensive Player of the Year in 2025, when he also was honored as the Kareem Abdul-Jabbar Center of the Year. Kalkbrenner appeared in more overall wins and NCAA Tournament victories than any player in CU history.

Creighton Athletics Hall of Fame Inductees

1991 Creighton Baseball Team	2016	Christina Lunceford	2023
Dana Altman	2018	Dr. Ralph Mailliard	1972
Rick Apke	1989	Chad McConnell	2015
Tom Apke	1995	Doug McDermott	2019
Tony Barone	2015	Kevin McKenna	1998
Edward Beisser	1977	John J. "Red" McManus	1979
Alan Benes	2011	Vernon Moore	2017
Lee C. Bevilacqua, M.D.	1988	Brian Mullan	2008
Megan Bober	2022	Richard Mulrooney	2008
Ralph Bobik	1988	Christy Neneman	2013
Kelly Brookhart Prokupek	2003	Tammy Nielsen Winkler	2015
Kelli Browning	2021	Tara Oltman Higgins	2017
Conrad "Cornie" Collin	1991	Gil Passarella	1984
Keith DeFini	2005	Ross Paule	2012
Randy Eccker	1999	Ira Philson	2003
Ethan Finlay	2025	Bob Portman	1982
Mike Finley	2007	Anthony F. Porto Sr., D.D.S.	1990
Oneri Fleita	2000	Jessica Powers Davis	2007
Donald Fleming	1976	Bruce Rasmussen	2025
Becky Flynn-Jensen	2005	Dennis Rasmussen	1993
Rick Freehling	2009	Roman Roh, D.D.S.	1981
Nate Funk	2013	Sebastian "Subby" Salerno	1986
Marcy Gans Parker	2025	Dave Schrage	2023
Heidi Geier Woodard	2006	Jody Schwartz Longballa	2012
Bob Gibson	1968	Randy Schwartz	1994
Pam Gradoville Simon	1999	Ryan Sears	2010
Ryan Gripp	2025	Scott Servais	2003
Kathy Halligan	2002	Paul Silas	1974
Gene Harmon	1985	Bret Simon	2017
Bob Harstad	2002	Renae Sinkler-O'Gorman	2022
Rev. Robert P. Hart, S.J.	2001	Dan Smith	2013
Dick Harvey	1983	Laura Spanheimer Dechant	2014
Mike Heathcott	2006	Scott Stahoviak	2005
Jim Hendry	2001	Shannon Struby	2006
Fabian Herbers	2023	Eddie Sutton	1997
E.S. "Eddie" Hickey	1973	Jean Tierney Holt	1990
Mary Higgins	1987	Anthony Tolliver	2019
Lance Hill	2007	Johnny Torres	2004
Marissa Janning Murphy	2023	Mike Tranchilla	2021
Werner Jensen, M.D.	1975	John Trautman, M.D.	1980
John C. Johnson	1991	Rev. Maurice Van Ackeren, S.J.	1971
Brian Kamler	2002	Pat Venditte	2021
Carol Ketcham	2022	Ben Walker	2010
John Knolla	1978	Melissa Walsh Albers	2009
Donald Knowles	1969	Bob Warming	2011
Rusty Komori	2014	Tanya Warren	1996
Kyle Korver	2018	Carrie Welle Anderson	2009
Kris Kugel Huss	2011	Jaali Winters	2025
Ralph "Swede" Langer	2000	William Worthing	1970
Don Leahy	2008	David Wright	2015
Korie Lebeda	2014	Connie Yori	1992
Leonard "Jimmy" Lovely, D.D.S.	1969	Mary Yori	1992

Kearney, Charles

Charles Kearney is believed to be the only player/coach in Creighton history and owns the third-best winning percentage among Creighton's 16 head coaches. A two-time All-American and Creighton's top scorer on the team, Kearney coached the Bluejays to a 33-10 (.767) record in parts of two seasons from 1921-22.

Coach Eddie Mulholland was hired prior to the 1920-21 season. However they had a dance the night before a Feb. 4, 1921 game vs. Des Moines, and the floor was very slick for the game. After Des Moines handed CU its first loss of the year, there was an argument about whether there would be dances before games, and subsequently, Mulholland quit as coach. Kearney, who was serving as team captain, took over coaching, too.

Korver, Kyle

Two-time Missouri Valley Conference Player of the Year Kyle Korver ranks as one of the top players in Valley history.

He finished tied for sixth in NCAA history with 371 career three-pointers while placing 14th in accuracy at 45.3 percent from long-range. Chosen by ESPN's Dick Vitale as the 2002-03 Midseason National Player of the Year, Korver helped lead Creighton's return to the top-25 and garnered unprecedented attention for his all-around play. An NBA All-Star in 2015, he retired in 2021 and now works in the Atlanta Hawks front office.

Major Leaguers

Bob Gibson and Dennis Rasmussen went on to enjoy stellar Major League Baseball careers following their Creighton basketball days. Gibson was an All-American on the court for the Jays and played for the Harlem Globetrotters in 1957-58 before opting for baseball full-time.



Gibson's career achievements on the diamond included 251 career wins, nine straight Gold Gloves, two Cy Young Awards, two World Series championships, a 1971 no-hitter against Pittsburgh, a first ballot Hall of Famer in 1981 and a spot on Major League Baseball's All-Century Team.

Creighton Basketball Glossary

Rasmussen was a solid contributor for the Bluejay basketball team during 1977-80, and went on to win 91 games in the Majors with the Pirates, Yankees, Royals, Reds and Cubs.

McDermott, Doug

Doug McDermott led Creighton to three NCAA Tournaments while starting all 145 games of his career from 2010-14. He was a four-time first-team all-conference pick, and three-time conference Player of the Year. Also a three-time First Team All-American, McDermott closed his career by sweeping all 14 National Player of the Year honors in 2013-14 and finishing his career fifth in NCAA history with 3,150 points. He has played in the NBA the past 11 seasons.

McManus, John J. (Red)

Creighton's fourth-winningest coach is John J. (Red) McManus, who led the Bluejays to a 138-118 mark from 1959-69 with NCAA bids in 1962 and 1964. A 1979 CU Athletics Hall of Fame inductee, McManus remained loyal to the program after leaving the coaching profession until his death in July, 2013.

National Championship (Unofficial)

The 1918-19 Creighton men's basketball team capped its second straight undefeated season by winning a two-game series against the U.S. Army's Camp Grant. By winning the series, the March 20, 1919, *Creighton Chronicle* reported, "the Creighton team is recognized as the champions of the west, not only among the college teams, but professionals."

Dr. Floyd Paynter took the success one step further when he wrote in the March 1934 *Creighton Alumnus*, "After this great season we claimed the basketball championship of the nation for Creighton University."

Olympians

Creighton owns two basketball alums that have played in the Olympics, Willard Schmidt (1936) and Gregory Echenique (2016). Schmidt was part of the US team that won a gold medal in Berlin, while Echenique represented his home country of Venezuela in Rio de Janeiro.

Schmidt and Echenique are two of seven former Creighton student-athletes to appear in the Olympics, joining Carl Vincequerra (1936 boxing), Scott Servais (1988 baseball), Chad McConnell (1992 baseball), Duncan McGuire (2024 soccer) and Taryn Kloth (2024 beach volleyball).

Overtime Games

In 107 seasons, Creighton has played 117 overtime games with a 64-53 record. Creighton's first overtime contest resulted in a 20-19 road triumph against St. Viator's on Feb. 12, 1917. The Bluejays have played two triple-overtime games, including a 97-94 win at Seton Hall on Jan. 20, 2024.

The Bluejays are 15-2 in games to go double-OT (or longer) since the start of the 1987-88 season.

Creighton's four overtime games in 2023-24 tied a single-season program record, and its seven overtime sessions that year tied a program mark first done in 1987-88.

Portman, Bob

Bob Portman (below) scored 1,876 career points from 1966-69, making him the fifth-leading scorer in Creighton history. He averaged a school-record 24.6 points per game for his career, including 29.5 points per game during 1967-68. He scored 30 or more points 15 times in his career, including a school-record 51-point effort against Wisconsin-Milwaukee on Dec. 16, 1967. Portman was inducted into the MVC Hall of Fame on March 8, 2013.

Schabinger, Arthur A.

Creighton's winningest men's basketball coach for 75 years, Arthur A. Schabinger directed Creighton to a 165-66 record as coach of the Bluejays from 1922-35. Eleven of his 13 teams finished first or second in the league, including eight teams that won or tied for the title.

Sears, Ryan & Walker, Ben

Keying the rejuvenation of Creighton basketball in the late 1990's were a pair of guards who spent four years in the starting line-up together, Ryan Sears and Ben Walker. Sears ended his career with school-record totals of 570 assists, 283 steals and 245 three-pointers while starting all 124 games of his career.

Walker scored 1,238 points and hauled down 677 rebounds in a stellar four-year career that saw him start 119 of 124 career contests.

Silas, Paul

One of the top rebounders in the history of college basketball, Paul Silas averaged 21.6 rebounds per game during his three-year career (1961-64). Silas' 1,751 career caroms are the fourth-best total among NCAA Division I players to have played three seasons and his career per game rebounding norm is the third-best total for any NCAA Division I player. Silas is also 10th on CU's all-time scoring list with 1,661 points.

Silas was inducted into the College Basketball Hall of Fame in November of 2017 as part of a class that included John Stockton and Tim Duncan.

Sutton, Eddie

One of the legendary figures in college basketball history, Eddie Sutton got his first Division I head coaching job at Creighton, where he led the Bluejays to an 82-50 mark in five seasons between 1969-74. Sutton's final coaching stint came in 2007-08 as interim coach at San Francisco. His 806-326 mark in 37 years of coaching ranks 14th on the all-time Division I wins list.

He became the first coach to lead four schools to the NCAA Tournament, taking Creighton, Arkansas, Kentucky and Oklahoma State.

He was voted into the Naismith Memorial Basketball Hall of Fame in April of 2020.

Most Lopsided Wins

Opponent	Margin	Score	Date
Midland	57	63-6	12/12/1925
UT Arlington	56	106-50	11/17/2002
Regis	55	93-38	11/30/1973
Longwood	55	113-58	12/09/2016
Morningside	54	105-51	02/17/1961
USC Upstate	54	116-62	12/20/2017
Drake	53	79-26	02/14/1933
Northern Colorado	51	105-54	12/02/1959
South Dakota State	51	67-16	01/11/1927
Maryland-Eastern Shore	51	87-36	12/15/2017
Florida A&M	51	105-54	11/07/2023

Most Lopsided Losses

Opponent	Margin	Score	Date
at Illinois	66	30-96	01/15/1949
at Drake	49	54-103	02/26/1985
at Marquette	46	48-94	02/05/1958
at Providence	45	70-115	02/02/1961
at Iowa State	44	63-107	12/01/1993
at St. Francis (Pa.)	43	53-96	01/02/1951
vs. Kentucky	42	23-65	01/02/1948
at Iowa State	42	73-115	12/12/1987
at Iowa	39	38-77	12/11/1948
at Iowa State	38	49-87	01/24/1953

Creighton Basketball Glossary

Top 25

Creighton was ranked during the final 15 weeks of the 2002-03 *Associated Press* poll, returning to the rankings after a 28-season absence. The Bluejays have been ranked by the AP 146 different weeks in school history, with 118 of those weeks coming with Greg McDermott as head coach.

Creighton's best all-time ranking is No. 7, done four times, most recently Nov. 28, 2022.

Triple-Doubles

Baylor Scheierman had Creighton's first traditional points/rebounds/assists triple-double on Feb. 13, 2024, when he had 15 points, 11 rebounds and 11 assists vs. Georgetown. Before Scheierman, Benoit Benjamin attained three different points/rebounds/blocks triple-doubles, all in 1984 or 1985.

Undefeated Conference Seasons

Two of Creighton's eight outright MVC titles came by posting undefeated records in league play. Before ceasing athletics because of World War II, Creighton won the 1943 MVC title by posting a 10-0 conference mark. The Bluejays also won the 1931-32 Valley championship with an 8-0 league record.

Vinardi Center

The Bluejays went 338-92 in 42 seasons in the 3,000-seat Vinardi Center (then known as University Gym) from the time Creighton began sponsoring men's basketball in 1916-17 through the 1959-60 season.

Creighton split its home games between University Gym and the Omaha Civic Auditorium from 1955-60 before moving into the Civic full-time for the 1960-61 year.

Creighton moved to its current home, CHI Health Center Omaha, in 2003.

Yost, Ray

Ray Yost (below) and Elton Tuttle became the first Creighton basketball players to surpass the 1,000-point barrier, accomplishing the feat in the 1953-54 campaign.

Tuttle finished his career as the all-time scoring leader with 1,303 points (he is currently 23rd), but it was Yost who graduated with the single-season mark of 616 during his senior season, which remains 15th in Bluejay history.

Yost scored 1,196 points in his career, which now ranks him 31st on the all-time chart.

Recent Overall Records BIG EAST Teams

Most Wins - Last Five Years (2020-21 - Present)

Team	W	L	Pct.
Connecticut	130	40	.765
Creighton	***119***	***55***	***.684***
Marquette	111	55	.669
Villanova	104	63	.623
St. John's	102	59	.634
Xavier	101	61	.623
Providence	94	65	.591
Seton Hall	84	77	.522
Butler	71	87	.449
Georgetown	53	102	.342
DePaul	47	102	.315

Most Wins - Last 10 Years (2015-16 - Present)

Team	W	L	Pct.
Villanova	257	93	.734
Creighton	***229***	***114***	***.668***
Connecticut	220	115	.657
Xavier	220	116	.655
Marquette	213	117	.645
Providence	196	131	.599
Seton Hall	193	133	.592
St. John's	178	147	.548
Butler	177	147	.546
Georgetown	131	184	.416
DePaul	111	200	.357

Most Wins - Last 20 Years (2005-06 - Present)

Team	W	L	Pct.
Villanova	500	191	.724
Connecticut	464	219	.679
Creighton	***459***	***227***	***.669***
Xavier	457	222	.673
Marquette	434	236	.648
Butler	429	244	.637
Providence	366	281	.566
Georgetown	361	286	.558
Seton Hall	359	285	.557
St. John's	342	302	.531
DePaul	225	400	.360

All-Time Record Breakdown

1,722-1,106 Overall (.609)

Home	**1,086-314**	**.776**
Ak-Sar-Ben Coliseum	2-1	.667
Boys Town Fieldhouse	5-2	.714
Old Gymnasium	338-92	.786
Civic Auditorium	434-155	.737
CHI Health Center Omaha	307-64	.827
Away	**499-692**	**.419**
Neutral	**133-100**	**.571**
Unknown Site	**4-0**	**1.000**

Former Creighton Basketball assistant coach Bill Fitch was inducted into the Naismith Memorial Basketball Hall of Fame in the fall of 2019. Though Fitch missed the ceremony due to health issues, he was represented by his son-in-law Ron, his daughter Marcyann, and presenter Larry Bird.

Creighton's All-Time NBA Draft Pick History

Name	Year Drafted	Pick (Round)	Team
Benoit Benjamin	1985	3 (1st)	Los Angeles Clippers
Bob Portman	1969	7 (1st)	San Francisco Warriors
Doug McDermott	2014	11 (1st)	Denver Nuggets
Paul Silas	1964	12 (2nd)	St. Louis Hawks
Neil Johnson	1966	15 (2nd)	Baltimore Bullets
Justin Patton	2017	16 (1st)	Chicago Bulls
Wally Anderzunas	1969	25 (2nd)	Atlanta Hawks
Ed Cole	1955	29 (4th)	New York Knicks
Baylor Scheierman	2024	30 (1st)	Boston Celtics
Joe Bergman	1971	31 (2nd)	Cincinnati Royals
Chad Gallagher	1991	32 (2nd)	Phoenix Suns
Ryan Kalkbrenner	***2024***	***34 (2nd)***	***Charlotte Hornets***
Khyri Thomas	2018	38 (2nd)	Philadelphia 76ers
Marcus Zegarowski	2021	49 (2nd)	Brooklyn Nets
Kyle Korver	2003	51 (2nd)	New Jersey Nets
Rodney Buford	1999	53 (2nd)	Miami Heat
Rick Apke	1978	58 (3rd)	Washington Bullets
Vernon Moore	1985	58 (3rd)	Washington Bullets
Tim Powers	1967	65 (6th)	Philadelphia 76ers
Wally Anderzunas	1968	70 (6th)	Detroit Pistons
Dick Harvey	1960	71 (10th)	Minneapolis Lakers
Alex Stivrins#	1985	75 (4th)	Seattle SuperSonics
Ralph Bobik	1974	76 (5th)	Phoenix Suns
Kevin McKenna	1981	88 (4th)	Los Angeles Lakers
Elton McGriff	1965	93 (12th)	St. Louis Hawks
Joe Bergman	1970	104 (7th)	San Francisco Warriors
Gene Harmon	1974	107 (6th)	Boston Celtics
John Johnson	1979	144 (7th)	Denver Nuggets
Doug Brookins	1975	160 (9th)	Washington Bullets
George Morrow	1981	182 (8th)	Boston Celtics
Daryl Stovall	1982	207 (10th)	San Diego Clippers
Greg Brandon	1984	219 (10th)	Seattle SuperSonics

**Cyril Baptiste was also picked third overall in the NBA's 1971 Hardship Draft, which was separate from the 10-round 1971 NBA Draft.*
#Stivrins followed Creighton coach Tom Apke and transferred to Colorado for his final two seasons of eligibility.

Creighton's All-Time ABA Draft Pick History

Tim Powers	1967	Rounds 1-5	Minnesota Muskies (ABA)
Wally Anderzunas	1968	Rounds 6-10	Dallas Chaparrals (ABA)
Bob Portman	1969	2nd Round	Denver Rockets (ABA)
Joe Bergman	1970	Rounds 6-10	Kentucky Colonels

Creighton graduates Doug McDermott (left) and Kyle Korver (right) thrilled fans in 2016 during an NBA exhibition game in Omaha.

McDermott finished his 11th year in the NBA last spring as a member of the Sacramento Kings.

Korver led the NBA with 226 three-pointers in 2004-05, in free-throw percentage in 2006-07 (91.4%) and in three-point percentage in 2009-10 (an NBA-record .536), 2013-14 (.472), 2014-15 (.492) and 2016-17 (.451). In 2009-10, he set an NBA single-season record for three-point accuracy at 53.6 percent. His 42.9 percent career accuracy from '3' ranks 10th in NBA history, and his 2,450 career treys are eighth-most all-time. He retired in 2021 and now works in the front office for the Atlanta Hawks.

"I'm more proud of my academic success at Creighton than of all my athletic accomplishments.

"What Creighton University does for an athlete or any student is that they teach you how to think, how to deal with everyday living.

"What I learned at Creighton has helped me close the gap between professional sports and the business world."

Paul Silas
Former Creighton All-American
Creighton's first Academic All-American
12 Year NBA head coach



After a standout 16-year playing career, Creighton grad Paul Silas coached 12 seasons in the NBA. Silas led the Clippers, Hornets, Cavaliers and Bobcats on the sideline.
(photo courtesy Charlotte Bobcats/NBAE)

"I'm really proud of where Creighton is, and how Creighton has managed to stay true to who they are, but still do it on a larger scale. Being in the BIG EAST now, playing in this kind of arena, and Doug (McDermott) with all the accomplishments he had really took Creighton to another level. I've always been proud to say I played at Creighton, and I think it's because of the people mostly. The people at Creighton, the people in Omaha."

Kyle Korver
Former Creighton All-American

Creighton Players in the NBA Career Stats (as of end of 2024-25 season)

Trey Alexander

Years	GP	Min.	Pts.	PPG	FG-ATT	FG%	FTM-ATT	FT%	3FG-ATT	3FG%	REB	RPG	AST	STL	BLK	TO
2024-Present	24	117	32	1.3	13-41	.317	3-4	.750	3-17	.176	12	0.5	11	2	1	5

Ty-Shon Alexander

Years	GP	Min.	Pts.	PPG	FG-ATT	FG%	FTM-ATT	FT%	3FG-ATT	3FG%	REB	RPG	AST	STL	BLK	TO
2020-21	15	47	9	0.6	3-12	.250	1-2	.500	2-9	.222	10	0.7	6	0	1	3

Wally Anderzunas

Years	GP	Min.	Pts.	PPG	FG-ATT	FG%	FTM-ATT	FT%	3FG-ATT	3FG%	REB	RPG	AST	STL	BLK	TO
1969-70	44	370	159	3.6	65-166	.392	29-46	.630	0-0	---	82	1.9	9	-	-	-

Benoit Benjamin

Years	GP	Min.	Pts.	PPG	FG-ATT	FG%	FTM-ATT	FT%	3FG-ATT	3FG%	REB	RPG	AST	STL	BLK	TO
1985-00	807	21911	9223	11.4	3588-7224	.497	2046-2837	.721	1-21	.048	6063	7.5	1070	522	1581	1847

Rodney Buford

Years	GP	Min.	Pts.	PPG	FG-ATT	FG%	FTM-ATT	FT%	3FG-ATT	3FG%	REB	RPG	AST	STL	BLK	TO
1999-2005	230	4183	1472	6.4	630-1530	.412	138-182	.758	74-247	.300	598	2.6	179	115	31	140

Chad Gallagher

Years	GP	Min.	Pts.	PPG	FG-ATT	FG%	FTM-ATT	FT%	3FG-ATT	3FG%	REB	RPG	AST	STL	BLK	TO
1993-94	2	3	6	3.0	3-3	1.000	0-0	---	0-0	---	0	0.0	0	0	0	0

Ward "Hoot" Gibson

Years	GP	Min.	Pts.	PPG	FG-ATT	FG%	FTM-ATT	FT%	3FG-ATT	3FG%	REB	RPG	AST	STL	BLK	TO
1949-50	32	--	176	5.5	67-195	.344	42-64	.656	0-0	---	-	-	37	-	-	--

Neil Johnson

Years	GP	Min.	Pts.	PPG	FG-ATT	FG%	FTM-ATT	FT%	3FG-ATT	3FG%	REB	RPG	AST	STL	BLK	TO
1966-70	202	2263	798	4.0	300-705	.426	198-323	.613	0-0	---	685	3.4	217	-	-	-

Kyle Korver

Years	GP	Min.	Pts.	PPG	FG-ATT	FG%	FTM-ATT	FT%	3FG-ATT	3FG%	REB	RPG	AST	STL	BLK	TO
2003-20	1232	31183	11953	9.7	4103-9277	.442	1297-1479	.877	2450-5715	.429	3643	3.0	2114	804	403	1290

Doug McDermott

Years	GP	Min.	Pts.	PPG	FG-ATT	FG%	FTM-ATT	FT%	3FG-ATT	3FG%	REB	RPG	AST	STL	BLK	TO
2014-Present	697	13572	5998	8.6	2248-4779	.470	518-644	.804	984-2394	.411	1455	2.1	664	146	63	436

Kevin McKenna

Years	GP	Min.	Pts.	PPG	FG-ATT	FG%	FTM-ATT	FT%	3FG-ATT	3FG%	REB	RPG	AST	STL	BLK	TO
1981-88	243	3460	1320	5.4	498-1204	.414	221-270	.819	103-283	.364	317	1.3	342	184	25	204

Justin Patton

Years	GP	Min.	Pts.	PPG	FG-ATT	FG%	FTM-ATT	FT%	3FG-ATT	3FG%	REB	RPG	AST	STL	BLK	TO
2017-21	22	296	86	3.9	36-89	.404	4-6	.667	10-40	.250	60	2.7	19	15	14	6

Bob Portman

Years	GP	Min.	Pts.	PPG	FG-ATT	FG%	FTM-ATT	FT%	3FG-ATT	3FG%	REB	RPG	AST	STL	BLK	TO
1969-73	221	2937	1254	5.7	519-1172	.443	216-277	.780	0-0	---	729	3.3	128	-	-	-

Baylor Scheierman

Years	GP	Min.	Pts.	PPG	FG-ATT	FG%	FTM-ATT	FT%	3FG-ATT	3FG%	REB	RPG	AST	STL	BLK	TO
2024-Present	31	384	113	3.6	39-110	.355	9-12	.750	26-82	.317	65	2.1	33	17	2	12

Paul Silas

Years	GP	Min.	Pts.	PPG	FG-ATT	FG%	FTM-ATT	FT%	3FG-ATT	3FG%	REB	RPG	AST	STL	BLK	TO
1964-80	1254	34989	11782	9.4	4293-9949	.432	3196-4748	.673	0-0	---	12357	9.9	2572	358	138	333

Alex Stivrins

Years	GP	Min.	Pts.	PPG	FG-ATT	FG%	FTM-ATT	FT%	3FG-ATT	3FG%	REB	RPG	AST	STL	BLK	TO
1985-86, 92-93	22	90	44	2.0	20-43	.465	4-8	.500	0-2	.000	22	1.0	4	2	2	10

Khyri Thomas

Years	GP	Min.	Pts.	PPG	FG-ATT	FG%	FTM-ATT	FT%	3FG-ATT	3FG%	REB	RPG	AST	STL	BLK	TO
2018-21	39	409	160	4.1	59-152	.388	18-24	.750	24-76	.316	39	1.0	36	19	11	13

Anthony Tolliver

Years	GP	Min.	Pts.	PPG	FG-ATT	FG%	FTM-ATT	FT%	3FG-ATT	3FG%	REB	RPG	AST	STL	BLK	TO
2008-21	730	14197	4451	6.1	1466-3538	.414	654-848	.771	865-2320	.373	2416	3.3	650	272	215	462



Benoit Benjamin
1st Round NBA
Draft Choice in 1985

Bob Portman
1st Round NBA
Draft Choice in 1969

Neil Johnson
2nd Round NBA
Draft Choice in 1966

Wally Anderzunas
2nd Round NBA
Draft Choice in 1969

Kyle Korver
2nd Round NBA
Draft Choice in 2003

Justin Patton
1st Round NBA
Draft Choice in 2017

CHI Health Center Omaha Season Records

Games Played

Rk.	Name, Year	Games
1.	Doug McDermott, 2010-11	22
	Antoine Young, 2010-11	22
	Kenny Lawson Jr., 2010-11	22
	Jahenns Manigat, 2010-11	22
	Darryl AZhford, 2010-11	22
	Josh Jones, 2010-11	22
	Kaleb Korver, 2010-11	22
	Wayne Runnels, 2010-11	22

Games Started

Rk.	Name, Year	Starts (Games)
1.	Doug McDermott, 2010-11	22 (22)
	Antoine Young, 2010-11	22 (22)
	Kaleb Korver, 2010-11	22 (22)
4.	Booker Woodfox, 2008-09	19 (19)
	Justin Carter, 2008-09	19 (19)
	Kenny Lawson Jr., 2008-09	19 (19)
	Josh Dotzler, 2008-09	19 (19)
	Maurice Watson Jr., 2015-16	19 (19)
	Geoffrey Groselle, 2015-16	19 (19)
	Ty-Shon Alexander, 2018-19	19 (19)
	Martin Krampelj, 2018-19	19 (19)
	Mitch Ballock, 2018-19	19 (19)
	Davion Mintz, 2018-19	19 (19)

Minutes

Rk.	Name, Year	Minutes (Games)
1.	Antoine Young, 2010-11	757 (22)
2.	Doug McDermott, 2010-11	628 (22)
3.	Mitch Ballock, 2019-20	624 (18)
4.	Ty-Shon Alexander, 2018-19	618 (19)
5.	Mitch Ballock, 2018-19	607 (19)

Minutes Per Game (min. 10 games played)

Rk.	Name, Year	Minutes Per Game
1.	Trey Alexander, 2023-24	35.50
2.	***Steven Ashworth, 2024-25***	***35.47***
3.	Ryan Nembhard, 2021-22	34.8
4.	Mitch Ballock, 2019-20	34.7
5.	Nate Funk, 2006-07	34.6

Points

Rk.	Name, Year	Points (Games)
1.	Doug McDermott, 2013-14	472 (16)
2.	Doug McDermott, 2012-13	387 (17)
3.	Marcus Foster, 2017-18	386 (18)
4.	Doug McDermott, 2010-11	360 (22)
5.	Doug McDermott, 2011-12	354 (16)
6.	***Ryan Kalkbrenner, 2024-25***	***350 (17)***
7.	Marcus Foster, 2016-17	337 (17)
8.	Ty-Shon Alexander, 2019-20	328 (18)
9.	Marcus Zegarowski, 2019-20	325 (18)
10.	Trey Alexander, 2023-24	313 (16)

Points Per Game (min. 10 games played)

Rk.	Name, Year	Points Per Game
1.	Doug McDermott, 2013-14	29.5
2.	Doug McDermott, 2012-13	22.8
3.	Doug McDermott, 2011-12	22.1
4.	Marcus Foster, 2017-18	21.4
5.	***Ryan Kalkbrenner, 2024-25***	***20.6***

Field Goals Made

Rk.	Name, Year	FG Made (Games)
1.	Doug McDermott, 2013-14	161 (16)
2.	Marcus Foster, 2017-18	143 (18)
3.	***Ryan Kalkbrenner, 2024-25***	***142 (17)***
4.	Doug McDermott, 2011-12	138 (16)
5.	Doug McDermott, 2010-11	134 (22)

Field Goals Attempted

Rk.	Name, Year	FG Attempted (Games)
1.	Doug McDermott, 2013-14	299 (16)
2.	Marcus Foster, 2017-18	263 (18)
3.	Marcus Foster, 2016-17	261 (17)
4.	Ty-Shon Alexander, 2018-19	245 (19)
5.	Doug McDermott, 2010-11	242 (22)

Field Goal Percentage (min. 3 FG Made/Game)

Rk.	Name, Year	FG% (FG-FGA)
1.	Ryan Kalkbrenner, 2022-23	.742 (92-124)
2.	Geoffrey Groselle, 2015-16	.7364 (81-110)
3.	***Ryan Kalkbrenner, 2024-25***	***.7358 (142-193)***
4.	Ryan Kalkbrenner, 2020-21	.729 (43-59)
5.	Ryan Kalkbrenner, 2023-24	.722 (109-151)

3-Point Field Goals Made

Rk.	Name, Year	3FG Made (Games)
1.	***Steven Ashworth, 2024-25***	***62 (17)***
2.	Marcus Foster, 2017-18	61 (18)
3.	Mitch Ballock, 2019-20	58 (18)
4.	Marcus Zegarowski, 2019-20	55 (18)
5.	Mitch Ballock, 2018-19	54 (19)

3-Point Field Goals Attempted

Rk.	Name, Year	3FG Attempted (Games)
1.	***Steven Ashworth, 2024-25***	***145 (17)***
2.	Ty-Shon Alexander, 2018-19	144 (19)
3.	Marcus Foster, 2017-18	126 (18)
4.	Mitch Ballock, 2019-20	123 (18)
5.	Mitch Ballock, 2018-19	117 (19)

3-Point Field Goal Percentage (min. 1 3FG Made/Game)

Rk.	Name, Year	3FG% (3FG-3FGA)
1.	Austin Chatman, 2012-13	.559 (19-34)
2.	Marcus Zegarowski, 2019-20	.534 (55-103)
3.	Isaac Traudt, 2023-24	.514 (19-37)
4.	Jimmy Motz, 2004-05	.509 (29-57)
5.	Ethan Wragge, 2013-14	.506 (45-89)

Free Throws Made

Rk.	Name, Year	FT Made (Games)
1.	Doug McDermott, 2013-14	102 (16)
2.	Doug McDermott, 2012-13	88 (17)
3.	Anthony Tolliver, 2005-06	80 (17)
4.	Ty-Shon Alexander, 2019-20	77 (18)
5.	P'Allen Stinnett, 2008-09	76 (19)

Free Throws Attempted

Rk.	Name, Year	FT Attempted (Games)
1.	Doug McDermott, 2013-14	118 (16)
2.	P'Allen Stinnett, 2008-09	105 (19)
3.	Anthony Tolliver, 2005-06	102 (17)
4.	Doug McDermott, 2012-13	98 (17)
5.	Johnny Mathies, 2005-06	93 (17)

Free Throw Percentage (min. 2.5 FT Made/Game)

Rk.	Name, Year	FT% (FT-FTA)
1.	***Steven Ashworth, 2024-25***	***.923 (60-65)***
2.	Nate Funk, 2006-07	.919 (57-62)
3.	Doug McDermott, 2012-13	.898 (88-98)
4.	Cavel Witter, 2009-10	.896 (43-48)
5.	Ty-Shon Alexander, 2019-20	.865 (77-89)

Rebounds

Rk.	Name, Year	Rebounds (Games)
1.	Doug McDermott, 2010-11	158 (22)
2.	***Ryan Kalkbrenner, 2024-25***	***155 (17)***
3.	Baylor Scheierman, 2023-24	140 (16)
4.	Kenny Lawson Jr., 2010-11	131 (22)
5.	Doug McDermott, 2011-12	130 (16)
6.	Baylor Scheierman, 2022-23	127 (15)
7.	Martin Krampelj, 2018-19	126 (19)
8.	Geoffrey Groselle, 2015-16	125 (19)
9.	Dane Watts, 2007-08	124 (18)
	Doug McDermott, 2012-13	124 (17)

Rebounds Per Game (min. 10 games played)

Rk.	Name, Year	Rebounds Per Game
1.	***Ryan Kalkbrenner, 2024-25***	***9.1***
2.	Martin Krampelj, 2017-18	8.9
3.	Baylor Scheierman, 2023-24	8.8
4.	Baylor Scheierman, 2022-23	8.5
5.	Doug McDermott, 2011-12	8.1

Offensive Rebounds

Rk.	Name, Year	Off. Reb. (Games)
1.	Ryan Kalkbrenner, 2021-22	58 (15)
2.	Doug McDermott, 2010-11	52 (22)
3.	Geoffrey Groselle, 2015-16	50 (19)
4.	***Ryan Kalkbrenner, 2024-25***	***47 (17)***
5.	Doug McDermott, 2011-12	46 (16)

Defensive Rebounds

Rk.	Name, Year	Def. Reb. (Games)
1.	Baylor Scheierman, 2023-24	127 (16)
2.	Baylor Scheierman, 2022-23	110 (15)
3.	***Ryan Kalkbrenner, 2024-25***	***108 (17)***
4.	Doug McDermott, 2010-11	106 (22)
5.	Doug McDermott, 2012-13	96 (17)

Fouls

Rk.	Name, Year	Fouls (Games)
1.	Zach Hanson, 2015-16	55 (19)
2.	Christian Bishop, 2019-20	54 (18)
3.	Geoffrey Groselle, 2015-16	51 (19)
	Martin Krampelj, 2018-19	51 (19)
5.	P'Allen Stinnett, 2007-08	47 (18)

Foul Out Disqualifications

Rk.	Name, Year	Foul Out DQ's
1.	Anthony Tolliver, 2006-07	3
	Zach Hanson, 2015-16	3
3.	Anthony Tolliver, 2004-05	2
	Johnny Mathies, 2004-05	2
	Tyler McKinney, 2004-05	2
	P'Allen Stinnett, 2007-08	2
	Dane Watts, 2007-08	2
	Josh Dotzler, 2008-09	2
	Martin Krampelj, 2018-19	2
	Christian Bishop, 2019-20	2
	Christian Bishop, 2020-21	2

Assists

Rk.	Name, Year	Assists (Games)
1.	***Steven Ashworth, 2024-25***	***122 (17)***
2.	Maurice Watson Jr., 2015-16	115 (19)
3.	Antoine Young, 2010-11	113 (22)
4.	Maurice Watson Jr., 2016-17	98 (11)
5.	Austin Chatman, 2012-13	96 (17)

Turnovers

Rk.	Name, Year	Turnovers (Games)
1.	***Steven Ashworth, 2024-25***	***70 (17)***
2.	Maurice Watson Jr., 2015-16	52 (19)
3.	Maurice Watson Jr., 2016-17	45 (11)
	Marcus Zegarowski, 2019-20	45 (18)
5.	Doug McDermott, 2010-11	44 (22)

Blocked Shots

Rk.	Name, Year	Blocks (Games)
1.	***Ryan Kalkbrenner, 2024-25***	***44 (17)***
2.	Ryan Kalkbrenner, 2021-22	38 (15)
3.	Ryan Kalkbrenner, 2023-24	36 (15)
4.	Ryan Kalkbrenner, 2022-23	35 (15)
5.	Anthony Tolliver, 2005-06	31 (17)

Steals

Rk.	Name, Year	Steals (Games)
1.	Josh Dotzler, 2008-09	43 (19)
2.	Johnny Mathies, 2005-06	39 (17)
3.	Josh Dotzler, 2007-08	37 (18)
4.	Johnny Mathies, 2004-05	34 (16)
5.	P'Allen Stinnett, 2007-08	31 (18)
	Khyri Thomas, 2016-17	31 (17)
	Khyri Thomas, 2017-18	31 (18)

Bold italics indicates an active player in 2024-25

CHI Health Center Omaha Career Records

Games Played

Rk.	Name, Years	Games
1.	***Ryan Kalkbrenner, 2020-25***	***77***
2.	Kenny Lawson Jr., 2006-11	76
3.	Antoine Young, 2008-12	71
	Doug McDermott, 2010-14	71
	Jahenns Manigat, 2010-14	71

Games Started

Rk.	Name, Years	Starts (Games)
1.	Doug McDermott, 2010-14	71
2.	***Ryan Kalkbrenner, 2020-25***	***63***
3.	Dane Watts, 2004-08	59
4.	Jahenns Manigat, 2010-14	58
5.	Kenny Lawson Jr., 2006-11	53
	Antoine Young, 2008-12	53
	Mitch Ballock, 2017-21	53

Minutes

Rk.	Name, Years	Minutes (Games)
1.	Doug McDermott, 2010-14	2,145 (71)
2.	***Ryan Kalkbrenner, 2020-25***	***2,143 (77)***
3.	Mitch Ballock, 2017-21	2,052 (69)
4.	Antoine Young, 2008-12	1,878 (71)
5.	Jahenns Manigat, 2010-14	1,721 (71)

Minutes Per Game (min. 20 games played)

Rk.	Name, Years	Minutes Per Game
1.	Ryan Nembhard, 2021-23	32.9
2.	***Steven Ashworth, 2023-25***	***32.8***
3.	Baylor Scheierman, 2022-24	32.2
4.	Marcus Zegarowski, 2018-21	31.3
5.	Marcus Foster, 2016-18	30.34

Points

Rk.	Name, Years	Points (Games)
1.	Doug McDermott, 2010-14	1,573 (71)
2.	***Ryan Kalkbrenner, 2020-25***	***1,133 (77)***
3.	Nate Funk, 2003-07	735 (47)
4.	Marcus Zegarowski, 2018-21	728 (50)
5.	Ty-Shon Alexander, 2017-20	727 (55)
6.	Marcus Foster, 2016-18	723 (35)
7.	Mitch Ballock, 2017-21	721 (69)
8.	Kenny Lawson Jr., 2006-11	707 (76)
9.	Trey Alexander, 2021-24	655 (43)
10.	Antoine Young, 2008-12	634 (71)

Points Per Game (min. 20 games played)

Rk.	Name, Years	Points Per Game
1.	Doug McDermott, 2010-14	22.2
2.	Marcus Foster, 2016-18	20.7
3.	Nate Funk, 2003-07	15.6
4.	Baylor Scheierman, 2022-24	15.0
5.	***Ryan Kalkbrenner, 2020-25***	***14.7***

Field Goals Made

Rk.	Name, Years	FG Made (Games)
1.	Doug McDermott, 2010-14	563 (71)
2.	***Ryan Kalkbrenner, 2020-25***	***457 (77)***
3.	Marcus Foster, 2016-18	272 (35)
4.	Kenny Lawson Jr., 2006-11	266 (76)
5.	Nate Funk, 2003-07	253 (47)
	Marcus Zegarowski, 2018-21	253 (50)

Field Goals Attempted

Rk.	Name, Years	FG Attempted (Games)
1.	Doug McDermott, 2010-14	999 (71)
2.	***Ryan Kalkbrenner, 2020-25***	***629 (77)***
3.	Ty-Shon Alexander, 2017-20	531 (55)
4.	Mitch Ballock, 2017-21	527 (69)
5.	Marcus Foster, 2016-18	524 (35)

Field Goal Percentage (min. 50 FG Made)

Rk.	Name, Years	FG% (FG-FGA)
1.	***Ryan Kalkbrenner, 2020-25***	***.727 (457-629)***
2.	Geoffrey Groselle, 2012-16	.706 (127-180)
3.	Justin Patton, 2016-17	.691 (94-136)
4.	Christian Bishop, 2018-21	.664 (150-226)
5.	Gregory Echenique, 2010-13	.648 (175-270)

3-Point Field Goals Made

Rk.	Name, Years	3FG Made (Games)
1.	Mitch Ballock, 2017-21	172 (69)
2.	Ethan Wragge, 2009-14	156 (70)
3.	Doug McDermott, 2010-14	134 (71)
4.	Marcus Zegarowski, 2018-21	122 (50)
5.	Ty-Shon Alexander, 2017-20	121 (55)

3-Point Field Goals Attempted

Rk.	Name, Years	3FG Attempted (Games)
1.	Mitch Ballock, 2017-21	401 (69)
2.	Ethan Wragge, 2009-14	341 (70)
3.	Ty-Shon Alexander, 2017-20	315 (55)
4.	Doug McDermott, 2010-14	299 (71)
5.	Marcus Zegarowski, 2018-21	272 (50)

3-Point Field Goal Percentage (min. 25 3FG Made)

Rk.	Name, Years	3FG% (3FG-3FGA)
1.	Booker Woodfox, 2007-09	.483 (83-172)
2.	***Isaac Traudt, 2023-Pres.***	***.475 (48-101)***
3.	Ethan Wragge, 2009-14	.457 (156-341)
4.	Marcus Zegarowski, 2018-21	.449 (122-272)
5.	Doug McDermott, 2010-14	.4482 (134-299)

Free Throws Made

Rk.	Name, Years	FT Made (Games)
1.	Doug McDermott, 2010-14	313 (71)
2.	***Ryan Kalkbrenner, 2020-25***	***200 (77)***
3.	Antoine Young, 2008-12	180 (71)
4.	Cavel Witter, 2007-10	166 (51)
5.	Johnny Mathies, 2003-06	164 (49)

Free Throws Attempted

Rk.	Name, Years	FT Attempted (Games)
1.	Doug McDermott, 2010-14	376 (71)
2.	***Ryan Kalkbrenner, 2020-25***	***286 (77)***
3.	Antoine Young, 2008-12	245 (71)
4.	Johnny Mathies, 2003-06	221 (49)
	Anthony Tolliver, 2003-07	221 (61)

Free Throw Percentage (min. 2.5 FT Made/Game)

Rk.	Name, Years	FT% (FT-FTA)
1.	***Steven Ashworth, 2023-25***	***.905 (86-95)***
2.	Cavel Witter, 2007-10	.860 (166-193)
3.	Doug McDermott, 2010-14	.832 (313-376)
4.	Nate Funk, 2003-07	.817 (143-175)
5.	Booker Woodfox, 2007-09	.807 (71-88)

Rebounds

Rk.	Name, Years	Rebounds (Games)
1.	Doug McDermott, 2010-14	534 (71)
2.	***Ryan Kalkbrenner, 2020-25***	***525 (77)***
3.	Kenny Lawson Jr., 2006-11	406 (76)
4.	Dane Watts, 2004-08	351 (65)
5.	Martin Krampelj, 2015-19	296 (47)
6.	Gregory Echenique, 2010-13	295 (49)
7.	Anthony Tolliver, 2003-07	284 (61)
8.	Mitch Ballock, 2017-21	280 (69)
9.	Baylor Scheierman, 2022-24	267 (31)
10.	Khyri Thomas, 2015-18	260 (53)

Rebounds Per Game (min. 20 games played)

Rk.	Name, Years	Rebounds Per Game
1.	Baylor Scheierman, 2022-24	8.6
2.	Doug McDermott, 2010-14	7.5
3.	***Ryan Kalkbrenner, 2020-25***	***6.8***
4.	Martin Krampelj, 2015-19	6.3
5.	Gregory Echenique, 2010-13	6.0

Offensive Rebounds

Rk.	Name, Years	Off. Reb. (Games)
1.	***Ryan Kalkbrenner, 2020-25***	***204 (77)***
2.	Doug McDermott, 2010-14	155 (71)
3.	Kenny Lawson Jr., 2006-11	122 (76)
4.	Dane Watts, 2004-08	118 (65)
5.	Gregory Echenique, 2010-13	102 (49)

Defensive Rebounds

Rk.	Name, Years	Def. Reb. (Games)
1.	Doug McDermott, 2010-14	379 (71)
2.	***Ryan Kalkbrenner, 2020-25***	***321 (77)***
3.	Kenny Lawson Jr., 2006-11	284 (76)
4.	Mitch Ballock, 2017-21	253 (69)
5.	Baylor Scheierman, 2022-24	237 (31)

Fouls

Rk.	Name, Years	Fouls (Games)
1.	Dane Watts, 2004-08	146 (65)
2.	Jahenns Manigat, 2010-14	145 (71)
3.	Kenny Lawson Jr., 2006-11	130 (76)
	Ethan Wragge, 2009-14	130 (70)
	Toby Hegner, 2014-18	130 (69)

Foul Out Disqualifications

Rk.	Name, Years	Foul Out DQ's
1.	Anthony Tolliver, 2003-07	6
2.	Johnny Mathies, 2003-06	4
	Christian Bishop, 2018-21	4
4.	Dane Watts, 2004-08	3
	Josh Dotzler, 2005-09	3
	Zach Hanson, 2013-17	3

Assists

Rk.	Name, Years	Assists (Games)
1.	Austin Chatman, 2011-15	275 (66)
2.	Antoine Young, 2008-12	268 (71)
3.	Grant Gibbs, 2011-14	228 (45)
4.	Marcus Zegarowski, 2018-21	216 (50)
5.	Josh Dotzler, 2005-09	213 (60)
	Maurice Watson Jr., 2015-17	213 (30)

Turnovers

Rk.	Name, Years	Turnovers (Games)
1.	Doug McDermott, 2010-14	141 (71)
2.	Austin Chatman, 2011-15	120 (66)
3.	Antoine Young, 2008-12	106 (71)
4.	Johnny Mathies, 2003-06	100 (49)
	Marcus Zegarowski, 2018-21	100 (50)

Blocked Shots

Rk.	Name, Years	Blocks (Games)
1.	***Ryan Kalkbrenner, 2020-25***	***177 (77)***
2.	Kenny Lawson Jr., 2006-11	80 (76)
	Gregory Echenique, 2010-13	80 (49)
4.	Anthony Tolliver, 2003-07	71 (61)
5.	Christian Bishop, 2018-21	47 (46)

Steals

Rk.	Name, Years	Steals (Games)
1.	Josh Dotzler, 2005-09	120 (60)
2.	Johnny Mathies, 2003-06	100 (49)
3.	Khyri Thomas, 2015-18	84 (53)
4.	P'Allen Stinnett, 2007-10	73 (47)
5.	Jahenns Manigat, 2010-14	68 (71)

Bold italics indicates an active player in 2024-25

CHI Health Center Omaha Game Records

CHI Health Center Omaha Firsts
First Game: San Diego at Creighton on Nov. 22, 2003
First CU Win: Creighton 79, San Diego 44 on Nov. 22, 2003
First CU Loss: Southern Illinois 61, Creighton 60 on Feb. 7, 2004
First Overtime Game: Illinois State 82, Creighton 77 on Jan. 22, 2005
First AP Ranked Team: #24 Creighton 72, Evansville 53 on Jan. 17, 2004
First AP Ranked Opponent: Creighton 63, #25 Northern Iowa 55 on Jan. 31, 2006
First Sellout Crowd: 15,561 for Nebraska at Creighton on Dec. 10, 2003
First Local TV Broadcast: Nebraska at Creighton on Dec. 10, 2003 (KMTV)
First Regional TV Broadcast: Wichita State at Creighton on March 1, 2004 (Fox Sports Net)
First National TV Broadcast: Southern Illinois at Creighton on Feb. 7, 2004 (ESPN2)
First Technical Foul: Bradley Bench on Feb. 11, 2004

CHI Health Center Omaha Firsts From First Regular-Season Game (Nov. 22, 2003)
First Shot Attempt: Tyler McKinney (CU), 19:47 first half
First Rebound: Brody Deren (CU), 19:47 first half
First Made Shot: Layup by Mike Grimes (CU), 18:44 first half
First Assist: Michael Lindeman (CU), 18:44 first half
First Turnover: Mike McGrain (San Diego), 18:40 first half
First Steal: Tyler McKinney (CU), 18:39 first half
First Made 3-Pointer: Johnny Mathies (CU), 5:30 first half
First Blocked Shot: Brody Deren (CU), 18:18 second half
First Dunk: Kellen Miliner (CU), 12:58 second half

Brody Deren had the first blocked shot and first rebound in arena history on Nov. 22, 2003.

Creighton All-Time CHI Health Center Omaha Records
All-Time Home Record: 307-64 (.827)
Record vs. AP Ranked Teams: 25-16 (.610)
Overtime Record: 8-5 (.615)

Creighton Single-Season CHI Health Center Omaha Team Records
Home Victories in a Season: 19 in 2010-11
Home Winning Percentage in a Season: 1.000 (16-0) in 2013-14
Home Games in a Season: 22 in 2010-11

Creighton Single-Game CHI Health Center Omaha Records
Margin of Victory: 55, Creighton (113) vs. Longwood (58) on Dec. 9, 2016
Margin of Defeat: 27, Georgetown (67) vs. Creighton (40) on Jan. 31, 2015
Most Points in a Game: 116 vs. USC Upstate on Dec. 20, 2017
Fewest Points in a Game: 40 vs. Georgetown on Jan. 31, 2015
Most Points in a Half: 62 vs. Longwood on Dec. 9, 2016 (1st half)
Fewest Points in a Half: 17 vs. Georgetown on Jan. 31, 2015 (1st half)
Most Combined Points, Two Teams: 221, Creighton (111) vs. Bradley (110) on March 1, 2008
Fewest Combined Points, Two Teams: 95, Creighton (51) vs. Kennesaw State on Nov. 11, 2021
Most Field Goals Made: 42 vs. USC Upstate on Dec. 20, 2017 and vs. Coe on Dec. 20, 2018
Fewest Field Goals Made: 15 vs. Southern Illinois on Jan. 20, 2007 and vs. Wichita State on Jan. 16, 2010
Field Goals Attempted: 79 vs. Truman State on Jan. 14, 2017
Best Field Goal Percentage, Game: .704 vs. Campbell on Nov. 25, 2011 (38-54)
Worst Field Goal Percentage, Game: .208 vs. Georgetown on Jan. 31, 2015 (11-53)
Best Field Goal Percentage, Half: .800 vs. Illinois State on Jan. 24, 2004 (16-20, 2nd half)
Worst Field Goal Percentage, Half: .179 vs. Georgetown on Jan. 31, 2015 (5-28 1st half)
Most Free Throws Made: 36 vs. Davidson on March 21, 2011
Fewest Free Throws Made: 3 vs. Oral Roberts on Dec. 17, 2016 and vs. Kennesaw State on Nov. 5, 2019 and vs. Nebraska on Dec. 4, 2022 and vs. Butler on March 8, 2025
Most Free Throw Attempts: 44 vs. Bradley on Jan. 18, 2006
Fewest Free Throw Attempts: 4 vs. Marquette on Dec. 31, 2013
Most Free Throws Without A Miss: 13 vs. Xavier on Feb. 3 2019
Rebounds: 56 vs. Houston Baptist on Dec. 17, 2011
Rebound Margin: +32 vs. Coe on Dec. 20, 2018 (46-14) and vs. Florida A&M on Nov. 7, 2023 (53-21)
Assists: 32 vs. USC Upstate on Dec. 20, 2017 (42 field goals)
Most Turnovers: 22 vs. Drake on Jan. 11, 2004
Fewest Turnovers: 2 vs. Midland on Dec. 28, 2019
Blocked Shots: 9 vs. Evansville on Jan. 9, 2008 and vs. Bemidji State on Feb. 13, 2018 and vs. SIU Edwardsville on Nov. 27, 2021 and vs. Seton Hall on Jan. 3, 2023
Steals: 18 vs. Savannah State on Nov. 29, 2007 and vs. Arkansas-Pine Bluff on Nov. 20, 2008 and vs. DePaul on Feb. 15, 2020
3-Pt. Field Goals Made: 22 vs. Coe on Dec. 20, 2018
3-Pt. Field Goals Attempted: 42 vs. Nebraska on Nov. 22, 2024
3-Pt. Field Goal Percentage: .667 vs. Chattanooga on Feb. 19, 2005 (20-30) and vs. Campbell on Nov. 25, 2011 (14-21)
Most Fouls: 26 vs. Wyoming on Dec. 18, 2004 and vs. Bradley on March 1, 2008 and vs. Xavier on March 7, 2015
Fewest Fouls: 4 vs. North Dakota State on Nov. 11, 2023

Billy Bluejay celebrated after Creighton defeated Seton Hall on March 7, 2020, to share the BIG EAST regular-season title.


Fans like Warren Buffett have helped Creighton Basketball rank in the top-10 nationally in home attendance each of the last 13 non-COVID seasons.

CHI Health Center Omaha Game Records

Opponent Single-Game Records (includes 32 games that did not involve Creighton)
Most Points in a Game: 110 by Bradley on March 1, 2008
Fewest Points in a Game: 36 by Maryland Eastern Shore on Dec. 15, 2017
Most Points in a Half: 62 by Gonzaga on Dec. 1, 2018 (2nd half)
Fewest Points in a Half: 10 by Kent State vs. UNLV on March 20, 2008 (1st half)
Most Field Goals Made: 38 by Butler on Feb. 2, 2024
Fewest Field Goals Made: 12 by UNLV vs. Kansas on March 22, 2008
Field Goals Attempted: 78 by Bradley on March 1, 2008
Best Field Goal Percentage, Game: .680 by Villanova on Jan. 2, 2016 (34-50)
Worst Field Goal Percentage, Game: .236 by Maryland Eastern Shore on Dec. 15, 2017 (13-55)
Best Field Goal Percentage, Half: .696 by Florida vs. Virginia on March 16, 2012 (16-23, 2nd half)
Worst Field Goal Percentage, Half: .121 by Bemidji State on Feb. 13, 2018 (4-33, 2nd half)
Most Free Throws Made: 29 by Wichita State vs. Indiana on March 20, 2015
Fewest Free Throws Made: 0 by Alabama State on Nov. 12, 2010 and by North Carolina Central on Nov. 23, 2014
Most Free Throw Attempts: 37 by Wyoming on Dec. 18, 2004
Fewest Free Throw Attempts: 2 by Illinois State on Jan. 5, 2006
Most Free Throws Without A Miss: 17 by Wichita State on Feb. 11, 2012
Rebounds: 50 (3x), last by Wisconsin vs. Cal State Fullerton on March 20, 2008
Rebound Margin: +23 by Wisconsin vs. Cal State Fullerton on March 20, 2008 (50-27)
Assists: 25 by Evansville on Feb. 21, 2012 (33 field goals)
Most Turnovers: 31 by Nebraska on Dec. 11, 2005
Fewest Turnovers: 1 by Villanova on Dec. 21, 2024 and by Butler on March 8, 2025
Blocked Shots: 11 by Nebraska on Dec. 11, 2005
Steals: 14 by Drake on Jan. 3, 2012
3-Pt. Field Goals Made: 16 by Coe on Dec. 20, 2018 and by Marquette on Jan. 9, 2019
3-Pt. Field Goals Attempted: 39 by Wisconsin on Nov. 15, 2016 and by Villanova on Feb. 24, 2018
3-Pt. Field Goal Percentage: .692 by Kansas vs. Coastal Carolina on March 20, 2015 (9-13)
Most Fouls: 33 by Dayton on Nov. 26, 2005
Fewest Fouls: 5 vs. Butler on March 8, 2025

Creighton Individual Game Records
Points: 49 by Ryan Kalkbrenner vs. UTRGV on Nov. 6, 2024
Field Goals Made: 20 by Ryan Kalkbrenner vs. UTRGV on Nov. 6, 2024
Field Goals Attempted: 26 by Doug McDermott vs. St. John's on Jan. 28, 2014
Field Goals Without a Miss: 11 by Anthony Tolliver vs. Illinois State, Jan. 1, 2007
3-Pt. Field Goals Made: 11 by Mitch Ballock vs. DePaul on March 9, 2019
3-Pt. Field Goals Attempted: 15 by Ty-Shon Alexander vs. Villanova on Jan. 13, 2019 and by Steven Ashworth vs. Butler on March 8, 2025
3-Pt. Field Goals Without a Miss: 7 by Marcus Zegarowski vs. Butler on Feb. 23, 2020
Free Throws Made: 17 by Steven Ashworth vs. UTRGV on Nov. 6, 2024
Free Throws Attempted: 18 by Nate Funk vs. Dayton on Nov. 26, 2005
Free Throws Without a Miss: 17 by Steven Ashworth vs. UTRGV on Nov. 6, 2024
Rebounds: 18 by Kenny Lawson Jr. vs. Saint Joseph's on Dec. 11, 2010
Assists: 13 by Maurice Watson Jr. vs. Akron on Dec. 3, 2016
Blocked Shots: 6 by Jeffrey Day vs. Wichita State on Feb. 1, 2005 and by Ryan Kalkbrenner vs. DePaul on Jan. 22, 2022 and by Ryan Kalkbrenner vs. Seton Hall on Jan. 3, 2023 and by Ryan Kalkbrenner vs. Providence on Jan. 14, 2025
Steals: 7 by Johnny Mathies vs. Indiana State on Feb. 22, 2006 and by P'Allen Stinnett vs. Southern on Dec. 15, 2008
Minutes Played: 47 by Austin Chatman vs. South Dakota on Dec. 9, 2014
Turnovers: 10 by Steven Ashworth vs. St. John's on Dec. 31, 2024



Ryan Kalkbrenner set CHI Health Center Omaha records for points (49) and field goals made (20) in the 2024-25 opener vs. UTRGV.

Creighton's Go-Ahead Scores in Wins at CHI Health Center Omaha, Last 10 Seconds

Date	Opponent	Score	Player/Score	Time
11/26/05	Dayton	W 91-90*	Funk FG	:5.7
01/28/06	Wichita St.	W 57-55	Tolliver FG	:0.0
11/25/06	George Mason	W 58-56	Watts FT	:7.5
03/18/08	Rhode Island	W 74-73	Witter 3FG	:3.2
01/13/10	Southern Illinois	W 71-69	Young FG	:1.3
02/18/12	Long Beach St.	W 81-79	Young FG	:0.3
01/28/14	St. John's	W 63-60	McDermott 3FG	:2.8
01/18/20	Providence	W 78-74	Zegarowski 3FG	:3.2

**double-overtime*

Opponent Go-Ahead Scores in CU Losses at CHI Health Center Omaha, Last 10 Seconds

Date	Opponent	Score	Player/Score	Time
03/20/06	Miami (Fla.)	L 53-52	G. Diaz FT	:2.6
01/20/07	Southern Illinois	L 58-57	B. Mullins FG	:4.1
01/10/15	#19 Seton Hall	L 68-67	S. Gibbs 3FG	:2.2
02/16/15	#19 Butler	L 58-56	R. Jones FG	:1.9
03/07/15	Xavier	L 74-73	D. Davis FT's	:6.3
01/12/16	#12 Providence	L 50-48	K. Dunn FG	:0.0
02/22/17	Providence	L 68-66	K. Cartwright 3FG	:2.4
02/10/18	#5 Xavier	L 72-71	Q. Goodin FT's	:0.3

Creighton ranked sixth nationally in average home attendance in 2024-25, bringing in 17,366 fans per home game.

CHI Health Center Omaha Game Records

Opponent Individual Game Records (includes 32 games that did not involve Creighton)

Points: 53 by Markus Howard, Marquette, on Jan. 9, 2019
Field Goals Made: 17 by Colt Ryan, Evansville, on Feb. 21, 2012
Field Goals Attempted: 26 by Markus Howard, Marquette, on Jan. 9, 2019
Field Goals Without a Miss: 9 by Dain Dainja, Illinois vs. Morehead State, March 21, 2024
3-Pt. Field Goals Made: 10 by Markus Howard, Marquette, on Jan. 9, 2019
3-Pt. Field Goals Attempted: 17 by Zach Norvell, Gonzaga, on Dec. 1, 2018
3-Pt. Field Goals Without a Miss: 5 by Blake Ahearn, Missouri State, on Feb. 5, 2005 and by Malik Hairston, Oregon vs. Nebraska on Dec. 15, 2007 and by Marc Sonnen, Northern Iowa, on Jan. 10, 2012
Free Throws Made: 15 by Wink Adams, UNLV vs. Kansas on March 22, 2008
Free Throws Attempted: 17 by Wink Adams, UNLV vs. Kansas on March 22, 2008
Free Throws Without a Miss: 11 by Aminiu Mohammed, Georgetown, on Feb. 14, 2022
Rebounds: 16 by Muhammed Mubarak, Louisiana Tech, on Nov. 16, 2019 and by Adama Sanogo, UConn, on March 2, 2022 and by Spencer Johnson, BYU vs. Duquesne on March 21, 2024 and by Jamar Brow, Kansas City on Nov. 16, 2024
Assists: 13 by Josh Perkins, Gonzaga, on Dec. 1, 2018
Blocked Shots: 7, Justin Williams, Wyoming, on Dec. 18, 2004 and by Brandon Gilbeck, Western Illinois, on Nov. 6, 2018
Steals: 8 by Bryan Mullins, Southern Illinois, on Feb. 11, 2006
Minutes Played: 48 by Daniel Ruffin, Bradley, on March 1, 2008
Turnovers: 9 by Steffon Wiley, Southern, on Dec. 15, 2008 and by Jeremy Robinson, Chicago State, on Nov. 13, 2011 and by Markus Howard, Marquette, on Jan. 9, 2019

Marquette's Markus Howard scored an arena record 53 points vs. Creighton on Jan. 9, 2019.

Largest Home Crowds, Creighton History

Rank	Att.	Opponent	Result	Date
1.	18,868	Providence	W 88-73	03/08/14
2.	18,859	Georgetown	W 76-63	01/25/14
3.	18,831	Villanova	L 70-80	12/31/16
4.	18,797	Villanova	W 101-80	02/16/14
5.	18,759	Gonzaga	L 92-103	12/01/18
6.	18,742	Seton Hall	W 72-71	02/23/14
7.	18,735	Wichita State	L 68-89	02/11/12
8.	18,613	Wichita State	W 91-79	03/02/13
9.	18,571	DePaul	W 85-62	01/27/24
10.	18,525	Marquette	W 67-49	12/31/13
11.	18,519	Seton Hall	W 77-60	03/07/20
12.	18,518	Georgetown	W 85-77	01/27/18
13.	18,509	Villanova	W 66-61	02/04/23
14.	18,495	Marquette	L 86-90	02/17/18
15.	18,494	Illinois State	L 72-75	02/09/13

CHI Health Center Omaha has hosted 27 NCAA Basketball Tournament games (six each in 2008, 2012, 2015 and 2024; three in 2018).

CHI Health Center Omaha History
Scoring By Periods

Score by Periods	1st	2nd	OT	2OT	Total
Creighton	14,202	14,756	154	41	29,153
Opponents	11,357	12,814	155	36	24,362

Creighton's CHI Health Center Omaha Record in ...	
Games Decided By 5 Points or Less	47-32
Games Decided By 15 Points or More	160-3

By Day of the Week	W-L	Pct.
Sunday	41-4	.911
Monday	16-4	.800
Tuesday	59-12	.831
Wednesday	56-13	.812
Thursday	13-1	.929
Friday	22-2	.917
Saturday	100-28	.781
Totals	**307-64**	**.827**

Boxing champion Terence "Bud" Crawford has been known to attend Creighton games.

Year-by-Year at CHI Health Center Omaha

	Overall				NCAA	Conference Only				
Season	W-L	Pct.	Att.	Avg.	Rank	W-L	Pct.	Att.	Avg.	Losses
2003-04	14-2	.875	192,258	12,016	29th	8-1 MVC	.889	111,986	12,443	Southern Illinois, Nebraska (NIT)
2004-05	11-5	.688	179,335	11,208	29th	6-3 MVC	.667	109,860	12,207	Kent St., Wyoming, Southern Illinois, Illinois St., Missouri St.
2005-06	15-2	.882	236,313	13,901	20th	8-1 MVC	.889	129,083	14,343	Southern Illinois, Miami, Fla. (NIT)
2006-07	12-2	.857	222,728	15,909	13th	8-1 MVC	.889	145,375	16,153	Southern Illinois, Drexel
2007-08	16-2	.889	276,000	15,333	15th	7-2 MVC	.778	145,101	16,122	Illinois State, Drake
2008-09	16-3	.842	302,676	15,930	12th	7-2 MVC	.778	147,799	16,422	Northern Iowa, Drake, Kentucky (NIT)
2009-10	13-2	.867	238,247	15,883	15th*	7-2 MVC	.778	142,278	15,809	Northern Iowa, Illinois State
2010-11	19-3	.864	297,161	13,507	22nd	7-2 MVC	.778	135,780	15,087	BYU, Missouri State, Wichita State
2011-12	14-2	.875	266,632	16,664	6th	7-2 MVC	.778	153,560	17,062	Missouri State, Wichita State
2012-13	15-2	.882	291,643	17,155	6th	8-1 MVC	.889	160,956	17,884	Boise State, Illinois State
2013-14	16-0	1.000	286,329	17,896	5th	9-0 BIG EAST	1.000	164,820	18,313	--
2014-15	9-8	.529	289,808	17,048	6th	2-7 BIG EAST	.222	153,513	17,057	Saint Mary's, DePaul, Seton Hall, Providence, Georgetown, Butler, Villanova, Xavier
2015-16	14-5	.737	302,887	15,941	10th	5-4 BIG EAST	.556	155,387	17,265	Arizona State, Villanova, Providence, Seton Hall, Marquette
2016-17	13-4	.824	296,013	17,413	5th	5-4 BIG EAST	.556	160,603	17,845	Villanova, Marquette, Xavier, Providence
2017-18	16-2	.889	306,000	17,000	5th	7-2 BIG EAST	.778	160,651	17,850	Xavier, Marquette
2018-19	13-6	.684	303,629	15,980	8th	5-4 BIG EAST	.556	154,443	17,160	Ohio State, Gonzaga, Marquette, Villanova, St. John's, Seton Hall
2019-20	17-1	.944	311,651	17,314	5th	8-1 BIG EAST	.889	160,165	17,796	Villanova
2020-21	11-3	.786	18,666	1,333	34th#	7-3 BIG EAST	.700	17,708	1,771	Marquette, Providence, Georgetown
2021-22	11-4	.733	249,158	16,611	6th	7-2 BIG EAST	.778	152,844	16,983	Iowa State, Arizona State, Xavier, Seton Hall
2022-23	13-2	.867	257,449	17,163	6th	9-1 BIG EAST	.900	174,009	17,401	Nebraska, Marquette
2023-24	14-2	.875	276,300	17,269	6th	8-2 BIG EAST	.800	175,262	17,526	Villanova, Butler
2024-25	15-2	.882	295,217	17,366	6th	9-1 BIG EAST	.900	176,015	17,602	Nebraska, Connecticut
Totals	**307-64**	**.827**	**5,696,100**	**15,353**		**154-48**	**.762**	**3,187,198**	**15,778**	

NOTES: **CU's average home attendance in 2009-10 (14,495) includes two games played at Omaha Civic Auditorium; #limited crowds due to COVID-19*

NCAA Tournament History (21-27)

1941 (8 teams)
Western Regional
Municipal Auditorium • Kansas City, Mo.
Washington State 48, Creighton 39 (3/21/41)
Creighton 45, Wyoming 44 (3/22/41)

1962 (25 teams)
Midwest Regional
Moody Coliseum • Dallas, Texas
Creighton 87, Memphis 83 (3/12/62)
Ahearn Field House • Manhattan, Kan.
Cincinnati 66, Creighton 46 (3/16/62)
Creighton 63, Texas Tech 61 (3/17/62)

1964 (25 teams)
Midwest Regional
Moody Coliseum • Dallas, Texas
Creighton 89, Oklahoma City 78 (3/9/64)
Levitt Arena • Wichita, Kan.
Wichita State 84, Creighton 68 (3/13/64)
Texas-El Paso 63, Creighton 52 (3/14/64)

1974 (25 teams)
Midwest Regional
North Texas Coliseum • Denton, Texas
Creighton 77, Texas 61 (3/9/74)
Mabee Center • Tulsa, Okla.
Kansas 55, Creighton 54 (3/14/74)
Creighton 80, Louisville 71 (3/16/74)

1975 (32 teams)
Midwest Regional
Memorial Coliseum • Lubbock, Texas
Maryland 83, Creighton 79 (3/15/75)

1978 (32 teams)
Midwest Regional
Levitt Arena • Wichita, Kan.
DePaul 80, Creighton 78 (3/12/78)

1981 (48 teams)
Mideast Regional
University of Dayton Arena • Dayton, Ohio
#9 St. Joseph's (Pa.) 59, #8 Creighton 57 (3/12/81)

1989 (64 teams)
Midwest Regional
Reunion Arena • Dallas, Texas
#3 Missouri 85, #14 Creighton 69 (3/17/89)

1991 (64 teams)
West Regional
Huntsman Center • Salt Lake City, Utah
#11 Creighton 64, #6 New Mexico St. 56 (3/14/91)
#3 Seton Hall 81, #11 Creighton 69 (3/16/91)

1999 (64 teams)
South Regional
Orlando Arena • Orlando, Fla.
#10 Creighton 62, #7 Louisville 58 (3/11/99)
#2 Maryland 75, #10 Creighton 63 (3/13/99)

2000 (64 teams)
Midwest Regional
H.H.H. Metrodome • Minneapolis, Minn.
#7 Auburn 72, #10 Creighton 69 (3/16/00)

2001 (65 teams)
East Regional
Nassau Coliseum • Uniondale, N.Y.
#7 Iowa 69, #10 Creighton 56 (3/15/01)

2002 (65 teams)
Midwest Regional
United Center • Chicago, Ill.
#12 Creighton 83, #5 Florida 82 (2OT) (3/15/02)
#4 Illinois 72, #12 Creighton 60 (3/17/02)

2003 (65 teams)
West Regional
Huntsman Center • Salt Lake City, Utah
#11 Central Michigan 79, #6 Creighton 73 (3/20/03)

2005 (65 teams)
Albuquerque Regional
Wolstein Center • Cleveland, Ohio
#7 West Virginia 63, #10 Creighton 61 (3/17/05)

2007 (65 teams)
South Regional
New Orleans Arena • New Orleans, La.
#7 Nevada 77, #10 Creighton 71 (OT) (3/16/07)

2012 (68 teams)
Midwest Regional
Greensboro Coliseum • Greensboro, N.C.
#8 Creighton 58, #9 Alabama 57 (3/16/12)
#1 North Carolina 87, #8 Creighton 73 (3/18/12)

2013 (68 teams)
Midwest Regional
Wells Fargo Center • Philadelphia, Pa.
#7 Creighton 67, #10 Cincinnati 63 (3/22/13)
#2 Duke 66, #7 Creighton 50 (3/24/13)

2014 (68 teams)
West Regional
AT&T Center • San Antonio, Texas
#3 Creighton 76, #14 Louisiana 66 (3/21/14)
#6 Baylor 85, #3 Creighton 55 (3/23/14)

2017 (68 teams)
Midwest Regional
Golden 1 Center • Sacramento, Calif.
#11 Rhode Island 84, #6 Creighton 72 (3/17/17)

2018 (68 teams)
South Regional
Spectrum Center • Charlotte, N.C.
#9 Kansas State 69, #8 Creighton 59 (3/16/18)

2021 (68 teams)
West Regional
Lucas Oil Stadium • Indianapolis, Ind.
#5 Creighton 63, #12 UC Santa Barbara 62 (3/20/21)
Hinkle Fieldhouse • Indianapolis, Ind.
#5 Creighton 72, #13 Ohio 58 (3/22/21)
#1 Gonzaga 83, #5 Creighton 65 (3/28/21)

2022 (68 teams)
Midwest Regional
Dickies Arena • Fort Worth, Texas
#9 Creighton 72, #8 San Diego State 69 (OT) (3/17/22)
#1 Kansas 79, #9 Creighton 72 (3/19/22)

2023 (68 teams)
South Regional
Ball Arena • Denver, Colo.
#6 Creighton 72, #11 NC State 63 (3/17/23)
#6 Creighton 85, #3 Baylor 76 (3/19/23)
KFC Yum! Arena • Louisville, Ky.
#6 Creighton 86, #15 Princeton 75 (3/24/23)
#5 San Diego State 57, #6 Creighton 56 (3/26/23)

2024 (68 teams)
Midwest Regional
PPG Paints Arena • Pittsburgh, Pa.
#3 Creighton 77, #14 Akron 60 (3/21/24)
#3 Creighton 86, #11 Oregon 73 (2OT) (3/23/24)
Little Caesars Arena • Detroit, Mich.
#2 Tennessee 82, #3 Creighton 75 (3/29/24)

2025 (68 teams)
South Regional
Rupp Arena • Lexington, Ky.
#9 Creighton 89, #8 Louisville 75 (3/20/25)
#1 Auburn 82, #9 Creighton 70 (3/22/25)

Greg McDermott is the only Creighton Basketball coach to win NCAA Tournament games in consecutive seasons, leading CU to wins from 2012-14 and again from 2021-25.

Creighton's NCAA History

NCAA Tournament Breakdown

Appearances	26
Best Finish	5th, Western Regional, 1941
Overall Record	21-27 (.438)
Albuquerque Region	0-1 (.000)
East Region	0-1 (.000)
Mideast Region	0-1 (.000)
Midwest Region	11-14 (.440)
South Region	5-5 (.500)
Southeast Region	0-0 (.000)
West Region	5-5 (.500)

NCAA Records By Coach

Name (NCAA Years)	W-L
E.S. "Eddie" Hickey (1941)	1-1
John "Red" McManus (1962, '64)	3-3
Eddie Sutton (1974)	2-1
Tom Apke (1975, '78, '81)	0-3
Tony Barone (1989, '91)	1-2
Dana Altman (1999, '00, '01, '02, '03, '05, '07)	2-7
Greg McDermott (2012, '13, '14, '17, '18, '21, '22, '23, '24, '25)	***12-10***

Ryan Kalkbrenner owns Creighton's career NCAA Tournament records for games (13), wins (9), points (186), field goals (73), blocks (22) and tourney's played in (5).

Creighton's All-Time NCAA Statistics (sorted by points scored)

Name	Years	GP-GS	Min	FGM-A	Pct.	3FGM-A	Pct.	FTM-A	Pct.	Reb.	RPG	PF-D	Ast	TO	Blk	Stl	Pts.	Avg.
Ryan Kalkbrenner	***2021, 22, 23, 24, 25***	***13-10***	***417***	***73-124***	***.581***	***5-9***	***.556***	***35-44***	***.795***	***81***	***6.2***	***25-0***	***12***	***17***	***22***	***5***	***186***	***14.3***
Trey Alexander	2022, 23, 24	9-9	342	45-119	.378	13-40	.325	34-37	.919	45	5.0	20-0	37	26	1	10	137	15.2
Doug McDermott	2012, 13, 14	6-6	215	45-99	.455	7-21	.333	32-35	.914	53	8.8	16-1	5	14	2	1	129	21.5
Baylor Scheierman	2023, 24	7-7	268	37-86	.430	21-49	.429	14-14	1.000	58	8.3	15-0	24	17	1	1	109	15.6
Paul Silas	1962, 64	6-6	-	35-103	.340	-	-	35-54	.648	101	16.8	22-1	-	-	-	-	105	17.5
Steven Ashworth	***2024, 25***	***5-5***	***185***	***25-54***	***.463***	***18-38***	***.474***	***14-14***	***1.000***	***16***	***3.2***	***11-0***	***26***	***9***	***0***	***3***	***82***	***16.4***
Arthur Kaluma	2022, 23	6-6	211	24-55	.436	7-27	.259	24-30	.800	45	7.5	16-0	12	16	4	3	79	13.2
Kyle Korver	2000, 01, 02, 03	5-4	171	21-58	.362	16-46	.348	13-14	.929	27	5.4	17-1	17	15	2	5	71	14.2
Doug Brookins	1974, 75	4-4	66*	30-60	.500	-	-	10-11	.909	36	9.0	7-0	2	6*	0*	2*	70	17.5
Gene Harmon	1974	3-3	35*	25-49	.510	-	-	10-10	1.000	20	6.7	6-0	11	2	1*	5*	60	20.0
Chad Gallagher	1989, 91	3-3	114	28-49	.571	1-2	.500	0-0	-	34	11.3	5-0	4	4	7	2	57	19.0
Terrell Taylor	2000, 01, 02	4-1	109	21-48	.438	14-34	.412	0-0	-	12	3.0	8-0	9	7	2	0	56	14.0
Marcus Zegarowski	2021	3-3	110	21-43	.488	10-20	.500	4-4	1.000	8	2.7	4-0	12	9	1	4	56	18.7
Ryan Nembhard	2023	4-4	142	19-40	.475	4-16	.250	14-15	.933	13	3.3	11-0	14	8	0	4	56	14.0
Ben Walker	1999, 2000, 01	4-4	114	22-45	.489	5-11	.455	6-6	1.000	23	5.8	14-1	3	10	0	2	55	13.8
Ethan Wragge	2012, 13, 14	6-2	119	17-35	.486	16-33	.485	2-3	.667	11	1.8	11-0	1	4	1	2	52	8.7
Chuck Officer	1962, 64	6-5	-	22-67	.328	-	-	5-8	.625	24*	-	15-1	-	-	-	-	49	8.2
Nate Funk	2003, 05, 07	3-2	95	19-40	.475	5-15	.333	5-6	.833	10	3.3	4-0	5	10	1	2	48	16.0
Austin Chatman	2012, 13, 14	6-4	169	14-36	.389	5-17	.294	11-15	.733	13	2.2	9-0	13	7	0	1	44	7.3
Elton McGriff	1964	3-3	-	16-33	.485	-	-	11-24	.458	24*	-	15-3	-	-	-	-	43	14.3
Jamiya Neal	***2025***	***2-2***	***76***	***16-29***	***.552***	***4-10***	***.400***	***6-12***	***.500***	***14***	***7.0***	***5-0***	***8***	***3***	***1***	***0***	***42***	***21.0***
Gregory Echenique	2012, 13	4-4	109	18-31	.581	0-0	---	4-10	.400	24	6.0	10-0	0	3	6	2	40	10.0
Pete McManamon	1962	3-3	-	15-36	.417	-	-	9-16	.563	10*	-	8-1	-	-	-	-	39	13.0
Grant Gibbs	2012, 13, 14	6-6	187	14-32	.438	1-7	.143	10-16	.625	32	5.3	20-2	25	13	2	5	39	6.5
Mitch Ballock	2018, 21	4-4	138	13-38	.342	8-28	.286	5-6	.833	21	5.3	8-0	12	3	1	4	39	9.8
Christian Bishop	2021	3-3	85	18-24	.750	0-0	---	3-7	.429	31	10.3	9-0	3	6	2	3	39	13.0
Fritz Pointer	1964	3-3	-	17-40	.425	-	-	4-5	.800	16	5.3	11-1	-	-	-	-	38	12.7
Charles Butler	1974, 75	4-4	74*	16-34	.471	-	-	6-6	1.000	14	3.5	7-0	5	6*	0*	1*	38	9.5
James Bakos	1962	3-3	-	14-40	.350	-	-	9-14	.643	23*	-	15-3	-	-	-	-	37	12.3
Denzel Mahoney	2021	3-3	94	15-39	.385	5-19	.263	2-4	.500	11	3.7	5-0	5	1	0	0	37	12.3
Kevin McKenna	1978, 81	2-2	38*	15-22	.682	-	-	6-6	1.000	5	2.5	7-0	8	8	0	2	36	18.0
Ryan Sears	1999, 2000, 01	4-4	154	11-35	.314	7-27	.259	6-9	.667	9	2.3	8-0	26	9	0	12	35	8.8
Mike Grimes	2001, 02, 03	4-0	64	15-27	.556	0-0	-	4-8	.500	19	4.8	8-0	2	6	1	0	34	8.5
Bob Harstad	1989, 91	3-3	94	14-38	.368	0-0	-	5-11	.455	29	9.7	9-0	1	6	0	1	33	11.0
Alex O'Connell	2021, 22	5-2	90	10-23	.435	4-14	.286	9-10	.900	13	2.6	6-1	5	6	1	3	33	6.6
Ted Wuebben	1974	3-1	24*	13-23	.565	-	-	5-9	.556	8	2.7	8-1	5	3	0*	2*	31	10.3
Damien Jefferson	2021	3-3	103	13-34	.382	1-9	.111	2-2	1.000	13	4.3	8-0	8	7	0	4	29	9.7
Jahenns Manigat	2012, 13, 14	6-6	175	9-32	.281	6-26	.231	3-3	1.000	12	2.0	13-0	16	5	0	2	27	4.5
Rodney Buford	1999	2-2	70	11-38	.289	2-12	.167	2-2	1.000	14	7.0	6-0	3	3	1	6	26	13.0
Michael Lindeman	2001, 02, 03	4-3	86	10-19	.526	2-4	.500	4-4	1.000	14	3.5	8-0	7	3	0	1	26	6.5
Duan Cole	1991	2-2	64	8-15	.533	4-6	.667	4-4	1.000	1	0.5	3-0	4	6	0	2	24	12.0
Ed Beisser	1941	2-2	-	11-11*	-	-	-	2-2	1.000	-	-	6-0	-	-	-	-	24	12.0
Don Fleming	1941	2-2	-	11-11*	-	-	-	2-3	.667	-	-	2-0	-	-	-	-	24	12.0
Ryan Hawkins	2022	2-2	85	9-24	.375	3-9	.333	3-4	.750	14	7.0	6-0	3	7	1	3	24	12.0
J.L. Wagner	1962	3-1	-	8-34	.235	-	-	7-10	.700	8*	-	12-1	-	-	-	-	23	7.7
Tom Anderson	1974, 75	4-1	48*	10-14	.714	-	-	3-7	.429	5	1.3	5-0	8	6*	0*	0*	23	5.8
Donnie Johnson	1999, 00	3-3	56	9-15	.600	0-0	-	5-10	.500	9	3.0	11-1	2	4	1	2	23	7.7
Jackson McAndrew	***2025***	***2-2***	***65***	***8-17***	***.471***	***7-15***	***.467***	***0-0***	***---***	***7***	***3.5***	***2-0***	***1***	***1***	***1***	***2***	***23***	***11.5***
Todd Eisner	1989, 91	3-1	72	7-19	.368	6-17	.353	2-2	1.000	4	1.3	11-1	13	11	0	3	22	7.3
Herb Millard	1962	3-3	-	7-30	.233	-	-	7-10	.700	6*	-	13-1	-	-	-	-	21	7.0
Jasen Green	***2024, 25***	***5-2***	***93***	***10-17***		***0-3***	***.000***	***1-2***	***.500***	***27***	***5.4***	***8-1***	***4***	***5***	***0***	***0***	***21***	***4.2***
Marcus Foster	2017, 18	2-2	71	8-30	.267	2-14	.143	2-4	.500	9	4.5	4-0	3	6	0	1	20	10.0
Toby Hegner	2017, 18	2-1	39	7-17	.412	2-10	.200	3-3	1.000	9	4.5	4-0	1	1	1	0	19	9.5
Khyri Thomas	2017, 18	2-2	71	8-17	.471	2-5	.400	1-2	.500	14	7.0	6-0	6	3	1	4	19	9.5
Ralph Bobik	1974	3-3	38*	7-17	.412	-	-	5-8	.625	10	3.3	7-0	30	11*	0*	1*	19	6.3
Harry Forehand	1962, 64	4-0	-	6-16	.375	-	-	7-9	.778	11	2.8	4-0	-	-	-	-	19	4.8
Mike Heck	1974	3-2	16*	8-15	.533	-	-	2-2	1.000	11	3.7	6-0	1	0*	0*	0*	18	6.0
Rick Apke	1975, 78	2-1	16*	8-20	.400	-	-	2-2	1.000	6	3.0	4-0	8	5	0	1	18	9.0
Latrell Wrightsell	1989, 91	3-0	62	4-11	.364	1-2	.500	9-12	.750	7	2.3	4-0	5	4	0	0	18	6.0
Joe Dabbert	2001, 02, 03	4-0	37	6-12	.500	1-1	1.000	4-6	.667	4	1.0	9-0	1	0	4	1	17	4.3
George Morrow	1981	1-1	39	4-12	.333	-	-	9-10	.900	14	14.0	5-1	2	5	1	0	17	17.0
Dick Nolan	1941	2-1	-	6-6*	-	-	-	5-6	.833	-	-	3-0	-	-	-	-	17	8.5
Anthony Tolliver	2005, 07	2-2	58	8-20	.400	0-1	.000	1-2	.500	10	5.0	7-0	2	3	1	2	17	8.5
Josh Jones	2012	2-0	39	6-13	.462	4-7	.571	1-4	.250	3	1.5	3-0	2	0	0	2	17	8.5
Ronnie Harrell Jr.	2017, 18	2-0	39	5-10	.500	0-2	.000	7-10	.700	7	3.5	2-0	4	5	2	1	17	8.5
Francisco Farabello	2023, 24	7-0	110	6-16	.375	5-12	.417	0-0	---	8	1.1	11-0	7	1	0	2	17	2.4
Johnny Mathies	2005	1-1	30	5-7	.714	1-2	.500	5-6	.833	1	1.0	5-1	2	4	0	2	16	16.0
Doug Swenson	1999	2-2	48	6-10	.600	0-1	.000	4-5	.800	7	3.5	7-1	1	7	3	2	16	8.0
Brody Deren	2002, 03	3-3	51	7-17	.412	0-0	-	2-5	.400	7	2.3	7-1	0	3	4	0	16	5.3
Larry House	2002, 03	3-3	50	7-22	.318	1-2	.500	0-0	-	11	3.7	7-1	0	5	0	4	15	5.0
Nick Porter	2007	1-1	40	6-13	.462	0-0	---	3-3	1.000	8	8.0	4-0	4	1	0	3	15	15.0
Livan Pyfrom	2000, 01	2-0	30	5-10	.500	0-0	-	4-6	.667	8	4.0	2-0	1	3	1	0	14	7.0
Daryle Heeke	1975	1-1	32	6-11	.545	-	-	2-3	.667	2	2.0	5-1	1	2	0	1	14	14.0
David Wesley	1978	1-1	-	7-10	.700	-	-	0-0	-	8	8.0	3-0	4	1	0	2	14	14.0
Nerijus Karlikanovas	1999	2-0	59	6-14	.429	2-9	.222	0-0	-	8	4.0	0-0	0	5	0	1	14	7.0
Fedor Zugic	***2025***	***2-0***	***32***	***3-3***	***1.000***	***3-3***	***1.000***	***5-8***	***.625***	***3***	***1.5***	***5-0***	***5***	***1***	***0***	***1***	***14***	***7.0***
Mason Miller	***2023, 24, 25***	***7-3***	***81***	***4-12***	***.333***	***4-11***	***.364***	***2-4***	***.500***	***9***	***1.3***	***2-0***	***0***	***0***	***0***	***0***	***14***	***2.0***
Randy Eccker	1978	1-1	-	5-8	.625	-	-	3-6	.500	2	2.0	3-0	9	1	0	2	13	13.0
James Farr	1989	1-1	40	5-11	.455	2-5	.400	0-0	-	5	5.0	2-0	5	2	0	0	12	12.0
Charlie Brown	1964	3-3	-	5-22	.227	-	-	2-3	.667	3	1.0	5-0	-	-	-	-	12	4.0
Matt Petty	1991	2-2	33	4-11	.364	4-9	.444	0-0	-	4	2.0	4-0	4	4	0	0	12	6.0
Antoine Young	2012	2-2	62	5-17	.294	0-1	.000	2-3	.667	2	1.0	4-0	9	4	0	2	12	6.0
Davion Mintz	2017, 18	2-2	44	5-13	.385	2-3	.667	0-0	---	6	3.0	3-0	4	1	0	0	12	6.0
Tyler McKinney	2002, 03, 05	4-4	119	3-13	.231	2-8	.250	3-4	.750	7	1.8	7-0	19	9	0	7	11	2.8
Bobby Miles	1964	3-0	-	4-9	.444	-	-	3-6	.500	6	2.0	3-0	-	-	-	-	11	3.7
Tony Pruitt	1981	1-1	34	4-9	.444	-	-	3-4	.750	1	1.0	2-0	3	3	0	0	11	11.0
Kevin Kuehl	1978	1-0	-	5-7	.714	-	-	0-1	.000	5	5.0	2-0	2	5	0	0	10	10.0
Corie Brandon	1999	2-0	44	1-12	.083	1-9	.111	7-8	.875	3	1.5	3-0	4	4	0	7	10	5.0
Shereef Mitchell	2021, 23	7-0	53	4-11	.364	1-2	.500	1-3	.333	5	0.7	5-0	1	2	0	0	10	1.4
Arthur "Brownie" Jaquay	1941	2-2	-	4-4*	-	-	-	1-2	.500	-	-	3-0	-	-	-	-	9	4.5
DeAnthony Bowden	2002, 03	3-0	66	2-11	.182	1-6	.167	4-6	.667	7	2.3	5-0	10	8	0	4	9	3.0
Isacc Miles	2007	1-0	32	4-6	.667	1-3	.333	0-0	-	0	0.0	1-0	2	0	0	2	9	9.0
Avery Dingman	2012, 13, 14	6-0	52	4-9	.444	1-5	.250	0-0	---	13	2.2	8-0	2	2	0	1	9	1.5
Alan Huss	1999, 2000, 01	3-2	36	4-9	.444	0-1	.000	0-0	-	6	2.0	7-1	3	1	1	0	8	2.7
Carl Silvestrini	1962	3-0	-	4-10	.400	-	-	0-2	.000	3*	-	2-0	-	-	-	-	8	2.7
Dane Watts	2005, 07	2-2	56	2-14	.143	0-8	.000	4-6	.667	11	5.5	4-0	2	1	2	1	8	4.0
Justin Patton	2017	1-1	21	3-12	.250	0-1	.000	2-3	.667	7	7.0	5-1	0	0	1	0	8	8.0
Darin Plautz	1991	2-2	43	2-9	.222	1-6	.167	2-2	1.000	10	5.0	3-0	7	3	3	1	7	3.5
Daryl Stovall	1981	1-1	36	3-9	.333	-	-	0-0	-	4	4.0	1-0	3	0	2	0	6	6.0
Troy Bell	1989	1-0	17	1-3	.333	0-0	-	4-4	1.000	3	3.0	1-0	2	0	0	0	6	6.0
Porter Moser	1989	1-1	13	2-4	.500	1-1	1.000	1-1	1.000	0	0.0	3-0	0	2	0	1	6	6.0
Kellen Miliner	2003, 05	2-0	26	2-8	.250	1-5	.200	1-2	.500	5	2.5	0-0	1	2	0	0	6	3.0
Tim McConnell	1975, 78	2-0	3*	3-4	.750	-	-	0-0	-	2	1.0	1-0	1	0	0	0	6	3.0
James Thynne	1941	2-1	-	2-2*	-	-	-	1-1	1.000	-	-	3-0	-	-	-	-	5	2.5
Justin Haynes	1999, 2000	3-0	29	2-5	.400	1-1	1.000	0-0	-	7	2.3	5-0	0	2	1	0	5	1.7
Ismael Caro	2001, 02	3-0	43	2-9	.222	1-2	.500	0-0	-	7	2.3	2-0	5	4	0	1	5	1.7
Gene Haldeman	1941	2-0	-	1-1*	-	-	-	3-5	.600	-	-	7-0	-	-	-	-	5	2.5
Matt Roggenburk	1989	1-0	33	2-8	.250	1-5	.200	0-0	-	2	2.0	2-0	2	2	1	1	5	5.0
John C. Johnson	1978	1-1	-	2-3	.667	-	-	1-2	.500	1	1.0	1-0	1	5	0	0	5	5.0
Cole Huff	2017	1-1	22	2-5	.400	1-3	.333	0-0	---	3	3.0	0-0	0	0	0	0	5	5.0

*stats incomplete for some games in that category

Players active in 2024-25 listed in ***bold italics***

Creighton's All-Time NCAA Statistics (Continued)

Name	Years	GP-GS	Min	FGM-A	Pct.	3FGM-A	Pct.	FTM-A	Pct.	Reb.	RPG	PF-D	Ast	TO	Blk	Stl	Pts.	Avg.
KeyShawn Feazell	2022	2-1	25	2-5	.400	0-1	.000	1-2	.500	4	2.0	3-0	2	1	0	2	5	2.5
Richie Smith	1974	3-0	5*	2-4	.500	-	-	0-0	-	2	0.7	2-0	3	0*	0*	0*	4	1.3
Bimbo Pietro	1974	2-0	2*	2-2	1.000	-	-	0-0	-	0	0.0	1-0	0	0*	0*	0*	4	2.0
Zach Hanson	2014, 17	2-0	25	2-5	.400	0-0	---	0-0	---	5	2.5	2-0	2	1	0	0	4	2.0
Matt West	2000	1-1	22	1-3	.333	1-2	.500	0-0	-	1	1.0	0-0	0	0	0	0	3	3.0
Jimmy Motz	2005	1-0	11	1-4	.250	1-3	.333	0-0	-	2	2.0	2-0	0	2	0	0	3	3.0
Cornell Smith	1975	1-1	37	1-5	.200	-	-	1-4	.250	10	10.0	5-1	2	4	0	0	3	3.0
Kobe Paras	2017	1-0	2	1-1	1.000	1-1	1.000	0-0	---	1	1.0	1-0	0	0	0	0	3	3.0
Ty-Shon Alexander	2018	1-0	11	1-5	.200	1-4	.250	0-0	---	4	4.0	3-0	1	2	0	0	3	3.0
Pierce Hibma	2005, 07	2-0	19	1-2	.500	1-2	.500	0-0	-	1	0.5	4-0	1	0	0	0	3	1.5
Geoffrey Groselle	2013, 14	2-0	4	1-1	1.000	0-0	---	1-1	1.000	0	0.0	0-0	0	0	0	0	3	1.5
Jordan Scurry	2017, 18	2-0	3	1-1	1.000	1-1	1.000	0-0	---	0	0.0	2-0	1	0	0	0	3	1.5
Will Artino	2012, 13, 14	5-0	20	0-2	.000	0-0	---	3-8	.375	5	1.0	4-0	0	1	1	0	3	0.6
Jeffrey Day	2005	1-0	16	1-3	.333	0-0	-	0-0	-	4	4.0	0-0	0	1	0	0	2	2.0
Alex Stivrins	1981	1-1	32	1-4	.250	-	-	0-0	-	2	2.0	2-0	2	2	0	0	2	2.0
Paul Trieschman	1981	1-0	8	0-0	-	-	-	2-2	1.000	0	0.0	1-0	0	0	0	0	2	2.0
Manny Gakou	2007	1-0	3	1-1	1.000	0-0	---	0-0	---	0	0.0	1-0	0	1	0	1	2	2.0
Martin Krampelj	2017	1-0	3	1-1	1.000	0-0	---	0-0	---	0	0.0	1-0	0	0	0	0	2	2.0
Devin Brooks	2014	2-0	22	1-9	.111	0-3	.000	0-0	---	5	2.5	2-0	5	2	0	1	2	1.0
Jacob Epperson	2018, 21	3-0	19	1-3	.333	0-0	---	0-0	---	1	0.3	3-0	0	3	1	1	2	0.7
Antwann Jones	2021	2-0	5	0-1	.000	0-0	---	2-2	1.000	1	0.5	0-0	0	1	0	0	2	1.0
Fredrick King	***2023, 24, 25***	***8-0***	***21***	***1-3***	***.333***	***0-0***	***-***	***0-0***	***-***	***9***	***1.1***	***6-0***	***0***	***1***	***2***	***0***	***2***	***0.3***
Kevin Ross	1981	1-0	13	0-2	.000	-	-	1-2	.500	2	2.0	1-0	1	0	0	0	1	1.0
Ralph Langer	1941	2-2	-	0-0*	-	-	-	0-0	-	-	-	2-0	-	-	-	-	0	0.0
Jim Swassing	1962	2-0	-	0-1	.000	-	-	0-0	-	2*	-	2-0	-	-	-	-	0	0.0
Tom Dowling	1962	1-0	-	0-1	.000	-	-	0-0	-	0	0.0	0-0	-	-	-	-	0	0.0
Santos Jimenez	1962	1-0	-	0-3	.000	-	-	0-0	-	0	0.0	1-0	-	-	-	-	0	0.0
Tom Apke	1964	3-0	-	0-6	.000	-	-	0-1	.000	9	3.0	10-0	-	-	-	-	0	0.0
Loren James	1964	2-0	-	0-0*	-	-	-	0-2	.000	0	0.0	1-0	-	-	-	-	0	0.0
Jerry Massie	1974	2-0	1*	0-0	-	-	-	0-0	-	0	0.0	0-0	0	0*	0*	0*	0	0.0
Bob Scrutchens	1975	1-0	3	0-1	.000	-	-	0-0	-	0	0.0	1-0	0	0	0	0	0	0.0
Don Shearn	1941	1-0	-	0-0*	-	-	-	0-0	-	-	-	0-0	-	-	-	-	0	0.0
Robert Fitzgerald	1941	1-0	-	0-0*	-	-	-	0-0	-	-	-	1-0	-	-	-	-	0	0.0
Dave Mohr	1989	1-0	1	0-0	-	0-0	-	0-0	-	0	0.0	0-0	0	0	0	0	0	0.0
Tony Ball	1989	1-0	1	0-0	-	0-0	-	0-0	-	2	2.0	0-0	0	0	0	0	0	0.0
Ed Molitor	1989	1-0	1	0-0	-	0-0	-	0-0	-	0	0.0	0-0	0	0	0	0	0	0.0
Kevin Johnson	1989	1-0	1	0-1	.000	0-1	.000	0-0	-	0	0.0	0-0	0	0	0	0	0	0.0
Bill O'Dowd	1989, 91	2-0	3	0-1	.000	0-0	-	0-0	-	1	0.5	3-0	0	0	0	0	0	0.0
Chris Rodgers	1991	2-0	6	0-2	.000	0-0	-	0-0	-	2	1.0	1-0	0	0	0	0	0	0.0
Johnnie Williams	1991	1-0	2	0-0	-	0-0	-	0-0	-	0	0.0	0-0	0	0	0	0	0	0.0
Cliff Bates	1999	1-0	0+	0-0	-	0-0	-	0-0	-	0	0.0	0-0	0	0	0	0	0	0.0
Brett Angner	2000	1-0	1	0-1	.000	0-0	-	0-0	-	0	0.0	1-0	0	0	0	0	0	0.0
Dan Kolder	1999, 2000	2-0	1	0-0	-	0-0	-	0-0	-	0	0.0	0-0	0	0	0	0	0	0.0
John Klein	1999, 2001	2-0	7	0-0	-	0-0	-	0-0	-	0	0.0	2-0	0	0	0	0	0	0.0
Nick Bahe	2007	1-0	11	0-0	-	0-0	-	0-0	-	2	2.0	0-0	0	0	0	0	0	0.0
Josh Dotzler	2007	1-1	8	0-0	-	0-0	-	0-0	-	0	0.0	0-0	0	1	0	0	0	0.0
Ross Ferrarini	2012	1-0	1	0-0	---	0-0	---	0-0	---	0	0.0	0-0	0	0	0	0	0	0.0
Matthew Dorwart	2012	1-0	1	0-0	---	0-0	---	0-0	---	0	0.0	0-0	0	0	0	0	0	0.0
Taylor Stormberg	2012, 13	2-0	2	0-0	---	0-0	---	0-0	---	0	0.0	0-0	0	0	0	0	0	0.0
Andre Yates	2013	2-0	5	0-2	.000	0-1	.000	0-0	---	0	0.0	1-0	1	0	1	0	0	0.0
Nevin Johnson	2013	1-0	2	0-1	.000	0-1	.000	0-0	---	0	0.0	0-0	0	0	0	0	0	0.0
Alex Olsen	2013, 14	2-0	3	0-0	---	0-0	---	0-0	---	1	0.5	0-0	0	0	0	0	0	0.0
Tyler Clement	2017, 18	2-0	3	0-0	---	0-0	---	0-0	---	0	0.0	1-0	0	0	0	0	0	0.0
Isaiah Zierden	2017	1-0	9	0-1	.000	0-1	.000	0-0	---	2	2.0	1-0	0	2	0	1	0	0.0
Kaleb Joseph	2018	1-0	1	0-0	---	0-0	---	0-0	---	0	0.0	0-0	0	0	0	0	0	0.0
Manny Suarez	2018	1-0	1	0-0	---	0-0	---	0-0	---	1	1.0	0-0	0	0	0	0	0	0.0
Jett Canfield	2021	2-0	4	0-1	.000	0-0	---	0-0	---	1	0.5	1-0	0	0	0	0	0	0.0
Andrew Merfeld	2021	1-0	0+	0-0	---	0-0	---	0-0	---	0	0.0	0-0	0	0	0	0	0	0.0
Nic Zeil	2021	2-0	2	0-0	---	0-0	---	0-0	---	0	0.0	0-0	0	0	0	1	0	0.0
Devin Davis	2021, 22	3-0	1	0-0	---	0-0	---	0-0	---	0	0.0	0-0	0	0	0	0	0	0.0
Rati Andronikashvili	2022	2-0	43	0-3	.000	0-0	---	0-0	---	4	2.0	4-0	1	2	0	1	0	0.0
Modestas Kancleris	2022	1-0	0+	0-0	---	0-0	---	0-0	---	0	0.0	0-0	0	0	0	0	0	0.0
Evan Young	2023	1-0	0+	0-0	-	0-0	-	0-0	-	0	0.0	0-0	0	0	0	0	0	0.0
Ben Shtolzberg	2023	1-0	1	0-0	-	0-0	-	0-0	-	1	1.0	1-0	0	0	0	0	0	0.0
Zander Yates	2023	1-0	0+	0-0	-	0-0	-	0-0	-	0	0.0	0-0	0	0	0	0	0	0.0
Johnathan Lawson	2024	2-0	1	0-0	---	0-0	---	0-0	---	1	0.5	0-0	0	0	0	0	0	0.0
Josiah Dotzler	2024	2-0	1	0-0	---	0-0	---	0-0	---	0	0.0	0-0	0	0	0	0	0	0.0
Sami Osmani	***2021, 22, 23, 25***	***4-0***	***3***	***0-1***	***.000***	***0-1***	***.000***	***0-0***	***-***	***0***	***0.0***	***0-0***	***0***	***1***	***0***	***0***	***0***	***0.0***
Isaac Traudt	***2024, 25***	***5-0***	***15***	***0-3***	***.000***	***0-3***	***.000***	***0-0***	***-***	***0***	***0.0***	***2-0***	***1***	***0***	***1***	***0***	***0***	***0.0***
Ty Davis	***2025***	***1-0***	***1***	***0-0***	***-***	***0-0***	***-***	***0-0***	***-***	***0***	***0.0***	***0-0***	***0***	***0***	***0***	***0***	***0***	***0.0***
Josh Townley-Thomas	***2025***	***1-0***	***1***	***0-0***	***-***	***0-0***	***-***	***0-0***	***-***	***0***	***0.0***	***0-0***	***0***	***0***	***0***	***0***	***0***	***0.0***
Shane Thomas	***2025***	***1-0***	***0+***	***0-0***	***-***	***0-0***	***-***	***0-0***	***-***	***0***	***0.0***	***0-0***	***0***	***0***	***0***	***0***	***0***	***0.0***

Creighton's NCAA Tournament Records

Category	Individual, Game	Individual, Tourney	Individual, Career	Team, Game	Team, Tourney
Points	31, Ryan Kalkbrenner, 3/17/23	80, Ryan Kalkbrenner, 2023	***186, Ryan Kalkbrenner, 2021-25***	89, Oklahoma City, 3/9/64 ***89, Louisville, 3/20/25***	299, 2023
Pts. Per Game	-	24.0, Doug McDermott, 2013	21.5, Doug McDermott, 2012-14	-	***79.5, 2025***
Rebounds	27, Paul Silas, 3/9/64	57, Paul Silas, 1964	101, Paul Silas, 1962, 64	84, Memphis State, 3/12/62	160, 1964
Reb. Per Game	-	19.0, Paul Silas, 1964	16.8, Paul Silas, 1962, 64	-	53.3 1964
FG Made	13, Doug McDermott, 3/21/14	32, Ryan Kalkbrenner, 2023	***73, Ryan Kalkbrenner, 2021-25***	36, Oklahoma City, 3/9/64	106, 2023
FG Attempted	31, Paul Silas, 3/12/62	61, Paul Silas, 1962	***124, Ryan Kalkbrenner, 2021-25***	88, Memphis State, 3/12/62	235, 1962
FG Pct.	.889, Kevin McKenna, 3/12/78	.889, Kevin McKenna, 1978	.750, Christian Bishop, 2021	.643, DePaul, 3/12/78	.643, 1978
3FG Made	8, Terrell Taylor, 3/15/02	11, Baylor Scheierman, 2024 11, Steven Ashworth, 2024	21, Baylor Scheierman, 2023-24	15, Oregon, 3/23/24	36, 2024
3FG Attempted	15, Terrell Taylor, 3/15/02 15, Steven Ashworth, 3/23/24	26, Baylor Scheierman, 2023	49, Baylor Scheierman, 2023-24	39, Oregon, 3/23/24	85, 2023
3FG Pct.	.800, Ethan Wragge, 3/22/13 .800, Ethan Wragge, 2013	.800, Ben Walker, 1999	.667, Duan Cole, 1991	.588, Akron, 3/21/24	.456, 2024
FT Made	12, Paul Silas, 3/13/64 12, Doug McDermott, 3/24/13	23, Doug McDermott, 2013	35, Paul Silas, 1962, 64 ***35, Ryan Kalkbrenner, 2021-25***	22, Cincinnati, 3/22/13 22, Baylor, 3/19/23	62, 2023
FT Attempted	15, Paul Silas, 3/13/64	30, Paul Silas, 1962	54, Paul Silas, 1962, 64	35, Memphis, 3/12/62	85, 1962
FT Pct.	1.000, Doug McDermott, 3/24/13	1.000, Doug McDermott, 2013	1.000, Baylor Scheierman, 2023-24 ***1.000, Steven Ashworth, 2024-25***	1.000, Baylor, 3/19/23	.912, 2023
Assists	12, Ralph Bobik, 3/9/74	30, Ralph Bobik, 1974	37, Trey Alexander, 2022-24	31, DePaul, 3/12/78	62, 1974
Turnovers	9, Ralph Bobik, 3/9/74	11*, Ralph Bobik, 1974 11, Trey Alexander, 2024	26, Trey Alexander, 2022-24	22, Florida, 3/15/02	45, 2023
Steals	6, Corie Brandon, 3/13/99	8, Ryan Sears, 1999	12, Ryan Sears, 1999-01	14, Maryland, 3/13/99	24, 1999
Blocked Shots	5, Ryan Kalkbrenner, 3/23/24	10, Ryan Kalkbrenner, 2024	***22, Ryan Kalkbrenner, 2021-25***	6 (3x), last NC State, 3/17/23	14, 2023

Minimums: PPG/RPG (2 games); FG% (6-game; 8-tourney; 10-career); 3FG% (3-game; 4-tourney & career); FT% (6-game; 7-tourney; 8-career)

By Year

Year	Date	Region	Site	Round	CU Seed	Opponent	Result
1941	3/21	Western	Kansas City, Mo.	QF (8)	-	Washington State	L 39-48
1941	3/22	Western	Kansas City, Mo.	RCon	-	Wyoming	W 45-44
1962	3/12	Midwest	Dallas, Texas	RQ (25)	-	Memphis	W 87-83
1962	3/16	Midwest	Manhattan, Kan.	RS (16)	-	Cincinnati	L 46-66
1962	3/17	Midwest	Manhattan, Kan.	RCon	-	Texas Tech	W 63-61
1964	3/09	Midwest	Dallas, Texas	RQ (25)	-	Oklahoma City	W 89-78
1964	3/13	Midwest	Wichita, Kan.	RS (16)	-	Wichita State	L 68-84
1964	3/14	Midwest	Wichita, Kan.	RCon	-	UTEP	L 52-63
1974	3/09	Midwest	Denton, Texas	RQ (25)	-	Texas	W 77-61
1974	3/14	Midwest	Tulsa, Okla.	RS (16)	-	Kansas	L 54-55
1974	3/16	Midwest	Tulsa, Okla.	RCon	-	Louisville	W 80-71
1975	3/15	Midwest	Lubbock, Texas	RQ (32)	-	Maryland	L 79-83
1978	3/12	Midwest	Wichita, Kan.	RQ (32)	-	DePaul	L 78-80
1981	3/12	Mideast	Dayton, Ohio	1st (48)	#8	#9 Saint Joseph's	L 57-59
1989	3/17	Midwest	Dallas, Texas	1st (64)	#14	#3 Missouri	L 69-85
1991	3/14	West	Salt Lake City, Utah	1st (64)	#11	#6 New Mexico State	W 64-56
1991	3/16	West	Salt Lake City, Utah	2nd (32)	#11	#3 Seton Hall	L 69-81
1999	3/11	South	Orlando, Fla.	1st (64)	#10	#7 Louisville	W 62-58
1999	3/13	South	Orlando, Fla.	2nd (32)	#10	#2 Maryland	L 63-75
2000	3/16	Midwest	Minneapolis, Minn.	1st (64)	#10	#7 Auburn	L 69-72
2001	3/15	East	Uniondale, N.Y.	1st (65)	#10	#7 Iowa	L 56-69
2002	3/15	Midwest	Chicago, Ill.	1st (65)	#12	#5 Florida	W 83-82 (2OT)
2002	3/17	Midwest	Chicago, Ill.	2nd (32)	#12	#4 Illinois	L 60-72
2003	3/20	West	Salt Lake City, Utah	1st (65)	#6	#11 Central Michigan	L 73-79
2005	3/17	Albuquerque	Cleveland, Ohio	1st (65)	#10	#7 West Virginia	L 61-63
2007	3/16	South	New Orleans, La.	1st (65)	#10	#7 Nevada	L 71-77 (OT)
2012	3/16	Midwest	Greensboro, N.C.	1st (68)	#8	#9 Alabama	W 58-57
2012	3/18	Midwest	Greensboro, N.C.	2nd (32)	#8	#1 North Carolina	L 73-87
2013	3/22	Midwest	Philadelphia, Pa.	1st (68)	#7	#10 Cincinnati	W 67-63
2013	3/24	Midwest	Philadelphia, Pa.	2nd (32)	#7	#2 Duke	L 50-66
2014	3/21	West	San Antonio, Texas	1st (68)	#3	#14 Louisiana	W 76-66
2014	3/23	West	San Antonio, Texas	2nd (32)	#3	#6 Baylor	L 55-85
2017	3/17	Midwest	Sacramento, Calif.	1st (68)	#6	#11 Rhode Island	L 72-84
2018	3/16	South	Charlotte, N.C.	1st (68)	#8	#9 Kansas State	L 59-69
2021	3/20	West	Indianapolis, Ind.	1st (68)	#5	#12 UC Santa Barbara	W 63-62
2021	3/22	West	Indianapolis, Ind.	2nd (32)	#5	#13 Ohio	W 72-58
2021	3/28	West	Indianapolis, Ind.	RS (16)	#5	#1 Gonzaga	L 65-83
2022	3/17	Midwest	Fort Worth, Texas	1st (68)	#9	#8 San Diego State	W 72-69 (OT)
2022	3/19	Midwest	Fort Worth, Texas	2nd (32)	#9	#1 Kansas	L 72-79
2023	3/17	South	Denver, Colo.	1st (68)	#6	#11 NC State	W 72-63
2023	3/19	South	Denver, Colo.	2nd (32)	#6	#3 Baylor	W 85-76
2023	3/24	South	Louisville, Ky.	RS (16)	#6	#15 Princeton	W 86-75
2023	3/26	South	Louisville, Ky.	RF (8)	#6	#5 San Diego State	L 56-57
2024	3/21	Midwest	Pittsburgh, Pa.	1st (68)	#3	#14 Akron	W 77-60
2024	3/23	Midwest	Pittsburgh, Pa.	2nd (32)	#3	#11 Oregon	W 86-73 (2OT)
2024	3/29	Midwest	Detroit, Mich.	RS (16)	#3	#2 Tennessee	L 75-82
2025	3/20	South	Lexington, Ky.	1st (68)	#9	#8 Louisville	W 89-75
2025	3/22	South	Lexington, Ky.	2nd (32)	#9	#1 Auburn	L 70-82

RQ = Regional Quarterfinal; RS = Regional Semifinal (aka, Sweet Sixteen); RF or Q = Regional Final (aka, Elite Eight); RCon= Regional Consolation Game

Appearances: 26
Overall Record: 21-27 (.438)
First Round Record: 11-9 (.550)
Second Round Record: 3-8 (.273)
Regional Consolation Record: 3-1 (.750)
Regional Quarterfinal Record: 3-2 (.600)
Regional Semifinal Record (Sweet 16): 1-5 (.167)
Regional Final Record (Elite Eight): 0-1 (.000)
Quarterfinal Record: 0-1 (.000)

By Creighton Seed

As Seed	W-L	Years
#1	0-0	-
#2	0-0	-
#3	3-2	2014, 2024
#4	0-0	-
#5	2-1	2021
#6	3-3	2003, 2017, 2023
#7	1-1	2013
#8	1-3	1981, 2012, 2018
#9	2-2	2022, 2025
#10	1-5	1999, 2000, 2001, 2005, 2007
#11	1-1	1991
#12	1-1	2002
#13	0-0	-
#14	0-1	1989
#15	0-0	-
#16	0-0	-

vs. Opponent Seed

vs. Seed	W-L	Most Recent Opp. (Year)
#1	0-4	Auburn (2025)
#2	0-3	Tennessee (2024)
#3	1-2	Baylor (2023)
#4	0-1	Illinois (2002)
#5	1-1	San Diego State (2023)
#6	1-1	Baylor (2014)
#7	1-4	Nevada (2007)
#8	2-0	Louisville (2025)
#9	1-2	Kansas State (2018)
#10	1-0	Cincinnati (2013)
#11	2-2	Oregon (2024)
#12	1-0	UC Santa Barbara (2021)
#13	1-0	Ohio (2021)
#14	2-0	Akron (2024)
#15	1-0	Princeton (2023)
#16	0-0	-

By Opponent

School	W-L	Year(s)
Akron	1-0	2024
Alabama	1-0	2012
Auburn	0-2	2000, 2025
Baylor	1-1	2014, 2023
Central Michigan	0-1	2003
Cincinnati	1-1	1962, 2013
DePaul	0-1	1978
Duke	0-1	2013
Florida	1-0	2002
Gonzaga	0-1	2021
Illinois	0-1	2002
Iowa	0-1	2001
Kansas	0-2	1974, 2022
Kansas State	0-1	2018
Louisiana	1-0	2014
Louisville	3-0	1974, 1999, 2025
Maryland	0-2	1975, 1999
Memphis	1-0	1962
Missouri	0-1	1989
NC State	1-0	2023
Nevada	0-1	2007
New Mexico State	1-0	1991
North Carolina	0-1	2012
Ohio	1-0	2021
Oklahoma City	1-0	1964
Oregon	1-0	2024
Princeton	1-0	2023
Rhode Island	0-1	2017
Saint Joseph's	0-1	1981
San Diego State	1-1	2022, 2023
Seton Hall	0-1	1991
Tennessee	0-1	2024
Texas	1-0	1974
Texas Tech	1-0	1962
UC Santa Barbara	1-0	2021
UTEP	0-1	1964
Washington State	0-1	1941
West Virginia	0-1	2005
Wichita State	0-1	1964
Wyoming	1-0	1941

By City

School	W-L	Year(s)
Charlotte, N.C.	0-1	2018
Chicago, Ill.	1-1	2002
Cleveland, Ohio	0-1	2005
Dallas, Texas	2-1	1962, 1964, 1989
Dayton, Ohio	0-1	1981
Denton, Texas	1-0	1974
Denver, Colo.	2-0	2023
Detroit, Mich.	0-1	2024
Fort Worth, Texas	1-1	2022
Greensboro, N.C.	1-1	2012
Indianapolis, Ind.	2-1	2021
Kansas City, Mo.	1-1	1941
Lexington, Ky.	1-1	2025
Louisville, Ky.	1-1	2023
Lubbock, Texas	0-1	1975
Manhattan, Kan.	1-1	1962
Minneapolis, Minn.	0-1	2000
New Orleans, La.	0-1	2007
Orlando, Fla.	1-1	1999
Philadelphia, Pa.	1-1	2013
Pittsburgh, Pa.	2-0	2024
Sacramento, Calif.	0-1	2017
Salt Lake City, Utah	1-2	1991, 2003
San Antonio, Texas	1-1	2014
Tulsa, Okla.	1-1	1974
Uniondale, N.Y.	0-1	2001
Wichita, Kan.	0-3	1964, 1978

By Coach

School	W-L	Year(s)
E.S. "Eddie" Hickey	1-1	1941
John J. "Red" McManus	3-3	1962, '64
Eddie Sutton	2-1	1974
Tom Apke	0-3	1975, '78, '81
Tony Barone	1-2	1989, '91
Dana Altman	2-7	1999, '00, '01, '02, '03, '05, '07
Greg McDermott	12-10	2012, '13, '14, '17, '18, '21, '23, '24 ,'25

Miscellaneous

Unseeded Years: 6-7
vs. Single-Digit Seeds: 7-18
vs. Double-Digit Seeds: 8-2
vs. Better (Higher) Seeds: 6-15
vs. Worse (Lower) Seeds: 9-5
vs. Same Seeds: 0-0
In Regulation: 18-26
In Single Overtime: 1-1
in Double-Overtime: 2-0

1941 NCAA Tournament

Back Row (l-r): Don Shearn, Duane Noyes, Elmer Munden, Edward Beisser, Ralph Langer, Varro Ritter, Gene Haldeman. Front Row (l-r): Brownie Jaquay, Norman Engelbretson, Coach Eddie Hickey, Don Fleming, unidentified, Dick Nolan, Robert Fitzgerald.

Missouri Valley Conference Champions
18-7 Overall, 9-3 MVC

Participating in the third NCAA Tournament, MVC champion Creighton defeated Big Six Conference winner Iowa State in a first-round game to advance to the Western Regionals, where the Bluejays were in the same bracket as Southwest Conference champion Arkansas, Pacific Coast Conference champion Washington State and Big Seven Conference champ Wyoming … Creighton clinched its first NCAA Tournament trip by winning at Washburn, 51-37, in the final game of the regular season … At 9-3 in the Valley, the Jays finished one game ahead of second-place Oklahoma A&M … Arthur "Brownie" Jaquay and Ed Beisser were named First Team All-MVC, while Gene Haldeman earned Second Team All-MVC accolades.

1941

Creighton (17-7)	**39**
Washington State (25-5)	**48**

NCAA Tournament First Round

March 21, 1941 — Municipal Auditorium — Kansas City, Mo.

Defining Moment: Creighton star Ed Beisser had three fouls in the first seven minutes, then watched from the bench as Washington State took a 25-14 halftime lead.
Key Stat: All-Pacific Coast Conference center Paul Lindeman proved unstoppable, finishing with a game-high 26 points.

CREIGHTON	fg	ft-a	pf	pts
Arthur Jaquay	2	1-2	0	5
Don Fleming	3	1-2	1	7
Ed Beisser	5	0-0	3	10
Ralph Langer	0	0-0	2	0
Dick Nolan	5	4-5	2	14
James Thynne	1	1-1	1	3
Gene Haldeman	0	0-1	3	0
Totals	**16**	**7-11**	**12**	**39**
		.636		

WASHINGTON STATE	fg	ft-a	pf	pts
Dale Gentry	1	1-1	1	3
Vern Butts	4	1-2	1	9
John Hooper	0	0-0	0	0
Paul Lindeman	12	2-6	3	26
Jim Zimmerman	1	0-0	0	2
Kirk Gebert	2	0-0	3	4
Ray Sundquist	2	0-3	1	4
Marvin Gilbert	0	0-0	0	0
Owen Hunt	0	0-0	0	0
Phil Mahan	0	0-0	1	0
Totals	**22**	**4-12**	**10**	**48**
		.333		

Officials: Oscar Herigstead, Ab Curtis. **Technical Fouls:** None.

Team	1st	2nd	Total
Creighton	14	25	39
Washington State	25	23	48



Above: Eddie Hickey coached Creighton to its first NCAA Tournament game and victory in 1941.

Left: A look at the cover of the 1940-41 Creighton basketball media guide, which was then known as a "dope book." The guide was 16 pages.

1941

Creighton (18-7)	**45**
Wyoming (14-6)	**44**

NCAA Tournament Western Regional Finals - 5th Place Game

March 22, 1941 — Municipal Auditorium — Kansas City, Mo.

Defining Moment: Dick Nolan's free throw with 20 seconds left gave Creighton a 45-42 lead they would hold on to.
Key Stat: Don Fleming, who played all but four minutes in CU's final 10 games, had a game-high 17 points.

CREIGHTON	fg	ft-a	pf	pts
Arthur Jaquay	2	0-0	3	4
Don Fleming	8	1-1	1	17
James Thynne	1	0-0	2	2
Ed Beisser	6	2-2	3	14
Ralph Langer	0	0-0	0	0
Dick Nolan	1	1-1	1	3
Gene Haldeman	1	3-4	4	5
Totals	**19**	**7-8**	**14**	**45**
		.875		

WYOMING	fg	ft-a	pf	pts
Charles Bentson	2	2-2	1	6
Nick Krpan	0	0-0	0	0
Kenny Sailors	3	1-3	2	7
Lou Muir	0	0-0	0	0
Curt Gowdy	0	0-0	0	0
Jim Weir	5	1-4	2	11
Willie Rothman	1	2-2	0	4
Bill Strannigan	8	0-3	1	16
Totals	**19**	**6-14**	**6**	**44**
		.429		

Officials: Ab Curtis, Wally Cameron. **Technical Fouls:** None.

Team	1st	2nd	Total
Creighton	24	21	45
Wyoming	20	24	44

1962 NCAA Tournament

Standing (l-r): Head coach John J. "Red" McManus, Harry Forehand, Michael Lynch, Robert Eickholt, Thomas Dowling, Carl Silvestrini, John Callaghan, Jim Swassing, Santos Jimenez. Sitting (l-r): J.L. Wagner, Chuck Officer, Peter McManamon, Paul Silas, Jim Bakos, Herb Millard, Assistant James Berry.

Left: Creighton's Jim Bakos (left) and Paul Silas (right) helped lead Creighton to the 1962 NCAA Tournament.

Below: Chuck Officer scored a total of 20 points in three NCAA Tournament games in 1962.



21-5 Overall, Independent

The Bluejays defeated Memphis State in the Midwest Regional preliminary game before falling, 66-46, to defending and eventual national champion Cincinnati in Manhattan, Kan. … Creighton rebounded to defeat Texas Tech, 63-61, in the regional consolation game … Paul Silas earned Honorable Mention All-America honors from AP and UPI after finishing second in the nation to Ohio State's Jerry Lucas in rebounding … Silas' 563 rebounds remains Creighton's single-season record and his single-game total of 38 rebounds against Centenary still stands as the school record and, nationally, ties for eighth all-time … Silas' 22.5 rebounds per game is still the ninth-best single-season rebounding average in NCAA history.

1962

Creighton (20-4)	**87**
Memphis State (15-7)	**83**

NCAA Tournament First Round
March 12, 1962 — Moody Coliseum — Dallas, Texas

Defining Moment: After Memphis State used a 13-1 run to close within 78-76 and 4:30 left on the clock, Paul Silas had six quick points to help CU pull away.
Key Stats: Paul Silas set a facility record with 24 rebounds, two more than Wilt Chamberlain's mark originally set in 1957. With the victory, Creighton earned its first 20-win season since 1921-22.

CREIGHTON	fg-fga	ft-a	reb	pf	pts
Herb Millard	2-7	0-1	2	5	4
Pete McManamon	6-9	5-8	2	1	17
Chuck Officer	3-7	2-2	8	5	8
Paul Silas	11-31	5-10	24	3	27
James Bakos	7-14	6-8	11	5	20
J.L. Wagner	4-16	3-5	5	5	11
Harry Forehand	0-0	0-0	0	0	0
Tom Dowling	0-1	0-0	0	0	0
Carl Silvestrini	0-0	0-1	0	0	0
Jim Swassing	0-0	0-0	1	1	0
Santos Jimenez	0-3	0-0	1	1	0
Team Rebounds			30		
Totals	**33-88**	**21-35**	**84**	**26**	**87**
	.375	**.600**			

MEMPHIS STATE	fg-fga	ft-a	reb	pf	pts
Don Drewel	0-0	0-0	0	0	0
George Kirk	5-9	5-6	6	5	15
Bob Neumann	7-16	9-12	8	5	23
Hunter Beckman	7-12	5-6	5	4	19
Larry Garber	5-16	3-4	4	3	13
James Horton	3-9	2-2	2	3	8
Tim Weaver	0-0	0-0	1	1	0
Jerry Parrish	1-9	1-2	4	3	3
Don Randolph	0-0	2-2	0	1	2
Team Rebounds			15		
Totals	**28-71**	**27-34**	**45**	**25**	**83**
	.394	**.794**			

Technical Fouls: CU Bench (2), Chuck Officer (CU), Jerry Parrish (MSU).
Attendance: 6,500.

Team	1st	2nd	Total
Creighton	44	43	87
Memphis State	47	36	83

1962

Creighton (20-5)	**46**
#12 Cincinnati (26-2)	**66**

NCAA Tournament Second Round
March 16, 1962 — Ahearn Fieldhouse — Manhattan, Kan.

Defining Moment: Paul Silas had two fouls in the opening 90 seconds and was held to a career-low seven rebounds.
Key Stat: Creighton shot just 19 percent and had one field goal in the opening 13:30 of the second half.

CREIGHTON	fg-fga	ft-a	reb	pf	pts
Herb Millard	2-13	1-2	4	4	5
Pete McManamon	1-8	2-4	8	5	4
Paul Silas	3-14	9-12	7	4	15
Chuck Officer	2-9	0-0	1	1	4
James Bakos	2-14	3-4	12	5	7
J.L. Wagner	2-11	3-4	3	4	7
Carl Silvestrini	2-3	0-0	3	1	4
Team Rebounds			10		
Totals	**14-72**	**18-26**	**48**	**24**	**46**
	.194	**.692**			

#12 CINCINNATI	fg-fga	ft-a	reb	pf	pts
Ron Bonham	4-10	6-7	5	2	14
George Wilson	0-3	3-6	1	4	3
Paul Hogue	10-14	4-5	19	4	24
Tony Yates	0-7	2-3	5	1	2
Tom Thacker	5-8	2-3	13	1	12
Fred Dierking	1-3	0-0	2	1	2
Tom Siser	1-3	4-6	1	3	6
Dale Heidotting	0-1	0-2	1	1	0
Larry Shingleton	0-1	1-2	1	0	1
Jim Calhoun	1-1	0-0	1	0	2
Team Rebounds			10		
Totals	**22-51**	**22-34**	**59**	**17**	**66**
	.431	**.647**			

Officials: Rudy Maric, Roy Hale.
Technical Fouls: None. **Attendance:** 8,000.

Team	1st	2nd	Total
Creighton	18	28	46
#12 Cincinnati	29	37	66

1962

Creighton (21-5)	**63**
Texas Tech (19-8)	**61**

NCAA Tournament Consolation Round
March 17, 1962 — Ahearn Fieldhouse — Manhattan, Kan.

Defining Moment: Down two with 30 seconds left, Herb Millard hit two free throws to tie it. After a Texas Tech turnover, Pete McManamon hit a 20-footer with eight seconds left to win it.
Key Stat: Creighton's 21st win of the season was a record at the time.

CREIGHTON	fg-fga	ft-a	reb	pf	pts
Herb Millard	3-10	6-7	-	4	12
Pete McManamon	8-19	2-4	-	2	18
J.L. Wagner	2-7	1-1	-	3	5
Paul Silas	3-16	6-8	13	4	12
James Bakos	5-12	0-2	-	5	10
Chuck Officer	3-3	2-2	-	5	8
Carl Silvestrini	2-7	0-1	-	1	4
Jim Swassing	0-1	0-0	-	1	0
Totals	**24-75**	**15-24**	**-**	**23**	**63**
	.320	**.625**			

TEXAS TECH	fg-fga	ft-a	reb	pf	pts
Bobby Gindorf	1-3	0-0	-	5	2
Del Ray Mounts	6-16	12-14	-	1	24
Roger Hennig	4-7	2-4	-	4	10
Mac Percival	4-14	1-3	-	3	9
Harold Hudgens	5-11	2-5	-	5	12
Sid Wall	1-6	2-4	-	3	4
Mike Farley	0-1	0-1	-	0	0
Mickey Milton	0-0	0-0	-	0	0
Totals	**21-58**	**19-31**	**-**	**21**	**61**
	.362	**.613**			

Technical Fouls: CU Bench (1). **Attendance:** 8,000.

Team	1st	2nd	Total
Creighton	34	29	63
Texas Tech	30	31	61

1964 NCAA Tournament

Standing (l-r): Head Coach John J. "Red" McManus, Charlie Brown, Harry Forehand, Tom Potter, Fred Losch, Fritz Pointer, Chuck Officer, Mike Lyons, Bob Miles, Assistant Herb Millard, Business Manager Gene Duffy. Sitting (l-r): Student Manager Frank O'Donovan, Bill Pfalmer, Merril Smet, Loren James, Paul Silas, Elton McGriff, Jim Bakos, Tom Apke.

22-7 Overall, Independent

A CoSIDA First Team Academic All-American, Paul Silas was the Catholic Colleges Player of the Year and a Third Team All-American by both AP and UPI … Silas finished second nationally with 21.75 rebounds per game, just .05 behind the leader, but led the nation in total rebounds (631) for the third-straight season … Creighton's 22 wins established a then-school record and remains one of the best victory totals in school history … Of the Jays' five regular season losses, three came against NCAA Tourney qualifiers; defending and eventual national champion UCLA, Oklahoma City and Providence; and Creighton defeated Arizona State and Utah State.

Left: Creighton's Paul Silas is one of five players in NCAA history to average 20 points and 20 rebounds for his career, joining Julius Erving, Bill Russell, Artis Gilmore and Kermit Washington.

Below: Red McManus ranks third in school history with 138 wins, and his national scheduling philosophy helped put Creighton on the map.

1964 | **Creighton (22-5) 89** | **Oklahoma City (15-11) 78**

NCAA Tournament First Round

March 9, 1964 — Moody Coliseum — Dallas, Texas

Defining Moment: Creighton used a 7-0 run to take a 65-56 lead with 10:30 to play.
Key Stat: Paul Silas broke his own facility record with 27 rebounds.

CREIGHTON	fg-a	ft-a	reb	pf	pts
Fritz Pointer	10-21	3-3	7	3	23
Chuck Officer	1-10	1-1	7	0	3
Elton McGriff	10-15	5-8	10	5	25
Charlie Brown	4-12	1-1	0	2	9
Paul Silas	7-15	1-6	27	4	15
Harry Forehand	3-6	6-8	5	2	12
Bobby Miles	1-3	0-1	2	0	2
Tom Apke	0-3	0-0	4	3	0
Totals	**36-85**	**17-28**	**62**	**19**	**89**
	.424	**.607**			

OKLAHOMA CITY	fg-a	ft-a	reb	pf	pts
Jim Miller	2-6	2-3	2	4	6
Charley Hunter	4-9	1-1	1	3	9
Eddie Jackson	5-10	2-3	24	3	12
Bud Koper	9-18	8-11	4	2	26
Jerry Lee Wells	9-15	1-4	6	5	19
James Ware	1-4	0-3	5	0	2
Dick Bagby	2-4	0-0	2	0	4
Ray Snider	0-2	0-0	1	0	0
Dennis Harris	0-0	0-0	0	0	0
Totals	**32-68**	**14-25**	**45**	**17**	**78**
	.471	**.560**			

Technical Fouls: None.

Team	1st	2nd	Total
Creighton	47	42	89
Oklahoma City	38	40	78

1964 | **Creighton (22-6) 68** | **at #5 Wichita State (22-5) 84**

NCAA Tournament Second Round

March 13, 1964 — Levitt Arena — Wichita, Kan.

Defining Moment: Seldom-used reserve Larry Nosich scored all his points during an 8-2 run that gave Wichita State a 65-56 lead.
Key Stat: All-American Dave Stallworth had 18 of his 22 points in the second-half, while also finishing with 23 rebounds on the night.

CREIGHTON	fg-a	ft-a	reb	pf	pts
Fritz Pointer	3-10	1-1	5	5	7
Chuck Officer	10-25	1-2	3	4	21
Elton McGriff	1-7	4-9	6	5	6
Charlie Brown	1-8	1-2	2	2	3
Paul Silas	5-12	12-15	17	2	22
Harry Forehand	1-2	0-0	0	2	2
Loren James	0-0	0-2	0	1	0
Bobby Miles	3-6	1-3	4	3	7
Tom Apke	0-1	0-1	3	4	0
Team Rebounds			9		
Totals	**24-71**	**20-35**	**49**	**28**	**68**
	.338	**.571**			

#5 WICHITA STATE	fg-a	ft-a	reb	pf	pts
Dave Stallworth	7-17	8-9	23	3	22
Nate Bowman	5-10	6-9	8	4	16
Dave Leach	3-5	8-10	3	3	14
Kelly Pete	4-7	3-4	7	5	11
John Criss	1-6	0-0	1	5	2
Vernon Smith	1-5	7-7	5	3	9
Larry Nosich	4-5	0-1	2	3	8
Gerald Davis	1-1	0-0	0	1	2
Donny Rowland	0-0	0-0	0	0	0
Gerald Reimond	0-0	0-1	1	0	0
Team Rebounds			2		
Totals	**26-56**	**32-41**	**52**	**27**	**84**
	.464	**.780**			

Technical Fouls: Davis (WSU). **Attendance:** 10,811.

Team	1st	2nd	Total
Creighton	28	40	68
#5 Wichita State	38	46	84

1964 | **Texas-El Paso (25-3) 63** | **Creighton (22-7) 52**

NCAA Tournament Consolation Game

March 14, 1964 — Levitt Arena — Wichita, Kan.

Defining Moment: Down 47-43, Texas-El Paso put together a 10-0 run over four minutes to take the lead for good.
Key Stat: Texas-El Paso made 21-of-28 free throws, while CU hit just 8-of-16 shots from the charity stripe.

TEXAS-EL PASO	fg-fga	ft-a	reb	pf	pts
Orsten Artis	3-11	3-3	13	1	9
Steve Tredennick	0-1	0-0	0	1	0
Andy Stoglin	1-8	8-8	6	1	10
Harry Flournoy	0-2	2-3	4	3	2
Jim "Bad News" Barnes	6-15	3-4	10	5	15
Charles Banks	4-12	5-8	6	1	13
Bob Dibler	7-18	0-2	3	0	14
Team Rebounds			8		
Totals	**21-67**	**21-28**	**50**	**12**	**63**
	.313	**.750**			

CREIGHTON	fg-fga	ft-a	reb	pf	pts
Fritz Pointer	4-9	0-1	4	3	8
Chuck Officer	5-13	1-2	5	2	11
Elton McGriff	5-11	2-7	8	5	12
Charlie Brown	0-2	0-0	1	1	0
Paul Silas	6-15	2-3	13	5	14
Harry Forehand	2-8	1-1	6	0	5
Loren James	0-0	0-0	0	0	0
Bobby Miles	0-0	2-2	0	0	2
Tom Apke	0-2	0-0	2	3	0
Team Rebounds			10	1	
Totals	**22-60**	**8-16**	**49**	**20**	**52**
	.367	**.500**			

Officials: Rudy Marich, John Lloyd.
Technical Fouls: None. **Attendance:** 10,815.

Team	1st	2nd	Total
Texas-El Paso	26	37	63
Creighton	32	20	52

1974 NCAA Tournament

Standing (l-r): Assistant Tom Apke, Ted Wuebben, Ralph Bobik, Doug Brookins, Wayne Groves, Mike Heck, Daryl Heeke, Gene Harmon, Tom Anderson, Assistant Tom Brosnihan. Front Row (l-r): Richie Smith, Bimbo Pietro, Charles Butler, Head Coach Eddie Sutton, Jerry Massie, Brian Long, Dan Holt.

23-7 Overall, Independent

The first coach in NCAA history to guide four different schools to the NCAA Tournament, Eddie Sutton began that run with the 1973-74 Bluejays ... Creighton's 23 wins tied the 1921-22 squad's school record for victories in a season … The 23 wins would remain the school record until the 1990-91 team went 24-8 ... During the summer of 1973, the Bluejay basketball team played an exhibition tour in 10 Brazilian cities ... Including their exhibition tour, the 1973-74 Bluejays played games on two continents (North America and South America) and in 13 states (Arizona, California, Colorado, Hawaii, Indiana, Illinois, Kansas, Missouri, Nebraska, Oklahoma, South Dakota, Texas and Wisconsin).



Eddie Sutton's Creighton teams became known for their willingness to play anyone, anywhere, as evidenced by the "Travelin' Jays" theme from 1973-74. Even Sports Illustrated featured Creighton that season.

1974 — **Texas (12-15) 61** — **#19 Creighton (22-6) 77**

NCAA Tournament First Round

March 9, 1974 — NTSU Coliseum — Denton, Texas

Defining Moment: Creighton used a 13-0 run to take a 68-57 lead with 3:22 left.

Key Stat: Ralph Bobik had 12 assists and was 3-for-3 from the field while directing the Creighton offense.

TEXAS	fg-a	ft-a	reb	pf	pts	ast	to	blk	stl	min
Ed Johnson	7-11	2-4	7	1	16	0	2	1	0	38
Dan Krueger	4-10	0-0	1	0	8	4	0	0	4	38
Harry Larrabee	7-12	1-1	4	1	15	2	0	0	1	38
Larry Robinson	10-25	0-0	8	5	20	2	8	2	0	38
Rich Parson	0-3	0-0	5	4	0	3	1	0	1	24
Chris Voegele	1-1	0-0	1	1	2	0	0	0	0	2
Hank Bauerschle	0-0	0-0	0	0	0	0	1	0	0	2
Bruce Baker	0-0	0-0	0	0	0	0	1	0	0	2
Tommy Weilert	0-0	0-0	0	1	0	0	1	0	0	5
Phillip Davis	0-1	0-0	0	0	0	0	0	0	1	2
Tyrone Johnson	0-0	0-0	1	2	0	2	2	1	0	9
James Price	0-0	0-0	0	0	0	0	0	0	0	2
Team Rebounds			6							
Totals	**29-63**	**3-5**	**33**	**15**	**61**	**13**	**16**	**4**	**7**	**200**
	.460	**.600**								

#19 CREIGHTON	fg-a	ft-a	reb	pf	pts	ast	to	blk	stl	min
Charles Butler	6-11	0-0	4	3	12	0	2	0	1	35
Doug Brookins	7-14	2-2	9	2	16	0	3	0	1	34
Ted Wuebben	5-10	1-2	2	1	11	3	0	0	2	24
Gene Harmon	11-17	0-0	6	2	22	2	2	1	0	35
Ralph Bobik	3-3	1-2	6	1	7	12	9	0	1	38
Bimbo Pietro	1-1	0-0	0	1	2	0	0	0	0	2
Jerry Massie	0-0	0-0	0	0	0	0	0	0	0	1
Tom Anderson	0-0	1-3	0	0	1	1	0	0	0	10
Richie Smith	0-1	0-0	0	0	0	1	0	0	0	5
Mike Heck	2-5	2-2	3	1	6	1	0	0	0	16
Team Rebounds			4							
Totals	**35-62**	**7-11**	**34**	**11**	**77**	**20**	**16**	**1**	**5**	**200**
	.565	**.636**								

Officials: Norm Van Arsdalen, George Strauthers.
Technical Fouls: None. **Attendance:** 6,750.

Team	1st	2nd	Total	1stFG%	2ndFG%	Total%	Deadball
Texas	35	26	61	.432	.500	.460	0
#19 Creighton	35	42	77	.552	.576	.565	0

1974 — **#19 Creighton (22-7) 54** — **#14 Kansas (22-6) 55**

NCAA Tournament Second Round

March 14, 1974 — Mabee Center — Tulsa, Okla.

Defining Moment: Creighton led 54-53 with 1:21 left before KU's Tom Kivisto fed Tommie Smith for what turned out to be the game-winning lay-up.

Key Stat: Doug Brookins, who had 10 points and 15 rebounds for Creighton, did not score in the second half.

#19 CREIGHTON	fg-a	ft-a	reb	pf	pts	ast	to
Charles Butler	2-2	0-0	2	1	4	0	-
Doug Brookins	5-14	0-0	15	0	10	2	-
Gene Harmon	7-13	2-2	6	0	16	4	-
Ralph Bobik	2-7	4-5	1	2	8	10	-
Mike Heck	2-3	0-0	1	2	4	0	-
Tom Anderson	2-2	0-0	1	0	4	1	-
Richie Smith	1-1	0-0	0	0	2	1	-
Ted Wuebben	3-7	0-1	3	5	6	2	-
Team Rebounds			6				
Totals	**24-49**	**6-8**	**35**	**10**	**54**	**20**	**16**
	.490	**.750**					

#14 KANSAS	fg-a	ft-a	reb	pf	pts	ast	to
Norman Cook	4-7	3-4	7	1	11	3	-
Roger Morningstar	9-19	0-0	5	3	18	1	-
Dale Greenlee	2-8	0-1	4	1	4	3	-
Tom Kivisto	2-8	2-2	3	3	6	10	-
Danny Knight	1-4	0-0	1	0	2	2	-
Tommie Smith	2-3	0-0	1	1	4	0	-
Rick Suttle	5-13	0-0	6	2	10	0	-
Team Rebounds			4				
Totals	**25-62**	**5-7**	**31**	**11**	**55**	**19**	**-**
	.403	**.714**					

Officials: Crowley and Folsom.
Technical Fouls: CU Bench (1). **Attendance:** 10,575.

Team	1st	2nd	Total	1stFG%	2ndFG%	Total%
#19 Creighton	33	21	54	.593	.363	.490
#14 Kansas	30	25	55	-	-	.403

1974 — **#19 Creighton (23-7) 80** — **#16 Louisville (21-7) 71**

NCAA Tournament Consolation Round

March 16, 1974 — Mabee Center — Tulsa, Okla.

Defining Moment: Gene Harmon, who missed a shot that could have given CU a late lead one day earlier, had a game-high 22 points and team-best eight rebounds.

Key Stat: Creighton made 53.2 percent of its shots from the floor and outrebounded Louisville by a 40-32 margin.

#19 CREIGHTON	fg-a	ft-a	reb	pf	pts	ast	to
Charles Butler	2-5	0-0	3	1	4	3	0
Doug Brookins	9-12	1-1	7	2	19	0	2
Gene Harmon	7-19	8-8	8	4	22	5	0
Ralph Bobik	2-7	0-1	3	4	4	8	2
Mike Heck	4-7	0-0	7	3	8	0	0
Bimbo Pietro	1-1	0-0	0	0	2	0	0
Jerry Massie	0-0	0-0	0	0	0	0	0
Tom Anderson	2-3	1-2	2	1	5	5	1
Richie Smith	1-2	0-0	2	2	2	1	0
Ted Wuebben	5-6	4-6	3	2	14	0	3
Team Rebounds			5				
Totals	**33-62**	**14-18**	**40**	**19**	**80**	**22**	**8**
	.532	**.778**					

#16 LOUISVILLE	fg-a	ft-a	reb	pf	pts	ast	to
Junior Bridgeman	5-13	3-5	8	1	13	6	0
Bill Butler	2-8	3-4	2	2	7	1	1
Allen Murphy	6-14	1-2	0	4	13	0	0
Terry Howard	3-4	3-3	1	3	9	3	1
Wesley Cox	3-6	2-2	8	4	8	0	3
Danny Brown	5-6	2-2	1	1	12	3	1
Jim Protenic	1-1	0-0	1	1	2	0	0
Tony Kinnaird	0-1	0-0	0	0	0	0	0
Stan Bunton	0-1	0-0	2	4	0	0	1
Jeff Wayne	0-0	0-0	1	0	0	0	2
Billy Harmon	0-0	0-0	0	1	0	0	0
Ike Whitfield	3-8	1-2	1	0	7	1	2
Team Rebounds			7				
Totals	**28-62**	**15-20**	**32**	**21**	**71**	**14**	**11**
	.452	**.750**					

Officials: Crowley and Folsom.
Technical Fouls: None. **Attendance:** 10,575.

Team	1st	2nd	Total
#19 Creighton	38	42	80
#16 Louisville	38	33	71

1975 NCAA Tournament

Standing (l-r): Assistant Tom Brosnihan, Assistant Gene Harmon, Tom Anderson, Rick Apke, Wayne Groves, Doug Brookins, Mike Heck, Russell Bland, Daryle Heeke, Tim McConnell, Cornell Smith, Head Coach Tom Apke, Assistant Mike Caruso. Sitting (l-r): Charles Butler, Brian Long, Randy Eccker, Bob Scrutchens, Paul Dinkins, Kevin Kuehl, Jerry Newell.

20-7 Overall, Independent

After scoring 24 points in the season-opener, junior center Mike Heck died in his sleep December 5 … Senior center Doug Brookins finished fourth nationally with an .882 free throw percentage … The Bluejays lost to fourth-ranked Maryland at the NCAA Midwest Regional and also played in the Indiana Classic and the Far West Classic … Senior guard Charles Butler shared the team's MVP award with Brookins and earned the Tim Powers Memorial Trophy … Sophomore guard Daryl Heeke shared the team's Most Improved Player award with Cornell Smith after averaging 5.9 ppg … Smith averaged 9.1 points and 6.3 rebounds.

1975

Creighton (20-7)	**79**
#4 Maryland (22-6)	**83**

NCAA Tournament First Round

March 15, 1975 — Memorial Coliseum — Lubbock, Texas

Defining Moment: Maryland closed the first half on a 15-5 run and led 43-31 at the break.
Key Stat: Seniors Doug Brookins, Charles Butler and Tom Anderson had 56 of Creighton's 79 points.

CREIGHTON	fg-a	ft-a	reb	pf	pts	ast	to	blk	stl	min
Charles Butler	6-16	6-6	5	2	18	2	4	0	0	39
Cornell Smith	1-5	1-4	10	5	3	2	4	0	0	37
Tom Anderson	6-9	1-2	2	4	13	1	5	0	0	38
Doug Brookins	9-20	7-8	5	3	25	0	1	0	1	32
Daryle Heeke	6-11	2-3	2	5	14	1	2	0	1	32
Tim McConnell	1-1	0-0	0	0	2	0	0	0	0	3
Bob Scrutchens	0-1	0-0	0	1	0	0	0	0	0	3
Rick Apke	1-4	2-2	2	1	4	0	2	0	0	16
Team Rebounds			4							
Totals	**30-67**	**19-25**	**30**	**21**	**79**	**6**	**18**	**0**	**2**	**200**
	.448	**.760**								

#4 MARYLAND	fg-a	ft-a	reb	pf	pts	ast	to	blk	stl	min
John Lucas	9-15	1-2	3	2	19	2	5	0	0	40
Maurice Howard	7-11	2-3	2	5	16	1	5	0	1	32
Brad Davis	6-9	2-2	0	5	14	2	4	0	1	31
Tom Roy	3-3	0-0	7	5	6	1	1	2	0	26
Owen Brown	8-11	0-3	11	3	16	2	5	1	0	40
Steve Sheppard	3-6	4-5	7	3	10	0	2	0	0	25
Chris Patton	0-0	2-2	0	0	2	0	1	0	0	1
Bill Hahn	0-0	0-2	1	0	0	0	0	0	0	5
Team Rebounds			2							
Totals	**36-55**	**11-19**	**33**	**23**	**83**	**8**	**23**	**3**	**2**	**200**
	.655	**.579**								

Technical Fouls: Tom Anderson (CU). **Attendance:** 7,100.

Team	1st	2nd	Total
Creighton	31	48	79
#4 Maryland	43	40	83

1978 NCAA Tournament

Back Row (l-r): Kevin Kuehl, Paul Trieschman, Kevin McKenna, Dan Clausen, Head Coach Tom Apke, Assistant Mike Caruso. Middle Row (l-r): Manager LaRohn Latimer, Assistant Tom Brosnihan, John C. Johnson, Paul Dinkins, Randy Eccker, Manager Camilo Alba. Sitting (l-r): Dennis Rasmussen, Tim McConnell, Rick Apke, Bill Butrym, Jim Honz, David Wesely.

Missouri Valley Conference Champions
19-9 Overall, 12-4 MVC (1st)

After a 29-year absence, Creighton won the Missouri Valley Conference regular season and tournament titles in its first year back … The Jays clinched the regular season crown by defeating runner-up Southern Illinois, 62-56, in Carbondale on the last day of the regular season … Creighton earned a bye to the MVC Tournament championship game, where it downed Larry Bird's Indiana State squad, 54-52, for the third-straight time … Rick Apke hit a turn-around jumper from the top of the key in the final seconds to seal the title … Creighton then fell 80-78 to DePaul in the first round of the NCAA Tournament at Wichita State.

1978

Creighton (19-9)	**78**
#4 DePaul (26-2)	**80**

NCAA Tournament First Round

March 12, 1978 — Levitt Arena — Wichita, Kan.

Defining Moment: Creighton led by 20 after 17 minutes, but could not hold on against a red-hot DePaul team that shot 76.9 percent in the second half.
Key Stat: Creighton had 31 assists on 36 baskets, including 20-of-21 first-half buckets.

CREIGHTON	fg-a	ft-a	reb	pf	pts	ast	to	blk	stl
Rick Apke	7-16	0-0	4	3	14	8	3	0	1
David Wesely	7-10	0-0	8	3	14	4	1	0	2
Randy Eccker	5-8	3-6	2	3	13	9	1	0	2
John C. Johnson	2-3	1-2	1	1	5	1	5	0	0
Kevin McKenna	8-9	2-2	1	3	18	6	5	0	2
Kevin Kuehl	5-7	0-1	5	2	10	2	5	0	0
Tim McConnell	2-3	0-0	2	1	4	1	0	0	0
Team Rebounds			7						
Totals	**36-56**	**6-11**	**30**	**16**	**78**	**31**	**20**	**0**	**7**
	.643	**.545**							

#4 DEPAUL	fg-a	ft-a	reb	pf	pts	ast	to	blk	stl
Joe Ponsetto	4-9	2-2	7	2	10	4	3	1	0
Dave Corzine	9-14	1-2	11	2	19	2	4	1	1
Curtis Watkins	7-10	0-1	3	5	14	2	1	0	2
Randy Ramsey	7-12	1-1	3	3	15	5	0	1	3
Gary Garland	7-13	6-7	2	3	20	7	3	0	4
Clyde Bradshaw	0-2	0-0	0	2	0	0	1	0	0
William Dise	0-5	2-4	3	0	2	1	0	0	1
Team Rebounds			2						
Totals	**34-65**	**12-17**	**31**	**17**	**80**	**21**	**12**	**3**	**11**
	.523	**.706**							

Technical Fouls: None. **Attendance:** 10,582.

Team	1st	2nd	Total	1stFG%	2ndFG%	Total%
Creighton	48	30	78	.724	.556	.643
#4 DePaul	34	46	80	.359	.769	.523

1981 NCAA Tournament

Standing (l-r): Head Coach Tom Apke, Assistant Tom Brosnihan, John Berigan, Tony Pruitt, Daryl Stovall, Alex Stivrins, Michael Johnson, Mark Jones, Assistant Mike Caruso. Kneeling (l-r): Paul Trieschman, Kevin Ross, Jim Honz, George Morrow, Joe Bresnahan, Richard Bates, Kevin McKenna.

21-9 Overall, 11-5 MVC (Tie-2nd)

After beating Indiana State and Tulsa at home in MVC Tournament preliminary games, the Bluejays gained an automatic berth into the NCAA Tournament by downing Antoine Carr and Cliff Levingston's Wichita State team in the Valley Tournament championship game at Levitt Arena in Wichita, Kan. … Playing at Dayton Arena in Dayton, Ohio, Creighton dropped its third-straight first-round NCAA Tournament contest by falling, 59-57, to Saint Joseph's (Pa.) … George Morrow earned First Team All-MVC honors, while Kevin McKenna was tabbed for the Second Team.

1981

Saint Joseph's (23-7)	**59**
Creighton (21-9)	**57**

NCAA Tournament First Round

March 12, 1981 — Univ. of Dayton Arena — Dayton, Ohio

Defining Moment: Freshman center Tony Costner sank two free throws with three seconds left to lift the Hawks to victory.
Key Stat: Creighton led 50-44 with 7:42 left but did not make another field goal until 1:10 remained.

SAINT JOSEPH'S	fg-a	ft-a	reb	pf	pts	ast	to	blk	stl	min
Marcellus Williams	2-5	3-4	5	4	7	1	1	2	0	25
John Smith	8-11	4-5	10	4	20	3	2	0	0	37
Tony Costner	8-10	2-2	11	4	18	3	3	0	1	38
Jeffrey Clark	0-2	2-2	1	2	2	3	4	0	3	25
Bryan Warrick	4-15	0-3	5	2	8	6	1	0	2	32
Bill Mitchell	0-1	0-0	0	1	0	0	0	0	0	23
Lonnie McFarlan	2-9	0-0	2	1	4	2	3	0	1	17
Steve Kearney	0-0	0-0	0	1	0	0	0	0	0	3
Team Rebounds			5							
Totals	**24-53**	**11-16**	**39**	**19**	**59**	**18**	**14**	**2**	**7**	**200**
	.453	**.688**								

CREIGHTON	fg-a	ft-a	reb	pf	pts	ast	to	blk	stl	min
Alex Stivrins	1-4	0-0	2	2	2	2	2	0	0	32
Daryl Stovall	3-9	0-0	4	1	6	3	0	2	0	36
George Morrow	4-12	9-10	14	5	17	2	5	1	0	39
Tony Pruitt	4-9	3-4	1	2	11	3	3	0	0	34
Kevin McKenna	7-13	4-4	4	4	18	2	3	0	0	38
Paul Trieschman	0-0	2-2	0	1	2	0	0	0	0	8
Kevin Ross	0-2	1-2	2	1	1	1	0	0	0	13
Team Rebounds			1							
Totals	**19-49**	**19-22**	**28**	**16**	**57**	**13**	**13**	**3**	**0**	**200**
	.388	**.864**								

Officials: Hank Nichols, George Solomon, Willie Medhuesen.
Technical Fouls: None. **Attendance:** 13,252.

Team	1st	2nd	Total	1stFG%	2ndFG%	Total%	Deadball
Saint Joseph's	24	35	59	.379	.542	.453	3
Creighton	25	32	57	.333	.440	.388	0

1989 NCAA Tournament

Standing (l-r): Lisa Gordy, Dr. Lee C. Bevilacqua, Latrell Wrightsell, Troy Bell, Bob Harstad, Todd Eisner, Bill O'Dowd, Chad Gallagher, Tony Ball, Matt Roggenburk, Chris Rodgers, Porter Moser, Kevin Johnson, Ed Molitor. Sitting (l-r): Kevin Hurley, James Farr, Rick Johnson, Brad Dunn, Tony Barone, Dick Fick, Reggie Morris, Duan Cole, Wayne Wagner.

Missouri Valley Conference Champions
20-11 Overall, 11-3 MVC (1st)

Picked to finish seventh in the preseason, the Bluejays opened 5-0 in MVC play and rolled to their first regular season crown since 1977-78 … The Bluejays went on to win the MVC Tourney, downing Southern Illinois, 79-77, in the title game … Despite holding a 39-37 halftime lead against Missouri in the first round of the NCAA Tournament in Dallas, the Tigers outscored Creighton 24-7 down the stretch to oust the Bluejays … Head coach Tony Barone was voted Coach of the Year by both the MVC and District 12 … James Farr, Chad Gallagher and Bob Harstad all earned First Team All-MVC honors and Gallagher was voted the MVP of the league tournament ... Farr also received Second-Team UPI Small All-America accolades.

1989

Creighton (20-11)	**69**
#6 Missouri (28-7)	**85**

NCAA Tournament First Round

March 17, 1989 — Reunion Arena — Dallas, Texas

Defining Moment: Missouri shot 57.6 percent after intermission, outscoring Creighton 48-30 in the second half en route to victory.
Key Stat: Byron Irvin had a game-high 25 points and team-best five assists to help Missouri to the win.

CREIGHTON	fg-a	3fg-a	ft-a	reb	pf	pts	ast	to	blk	stl	min
Porter Moser	2-4	1-1	1-1	0	3	6	0	2	0	1	13
Bob Harstad	3-11	0-0	1-2	5	3	7	0	1	0	0	23
Chad Gallagher	11-16	0-0	0-0	8	2	22	0	0	1	1	39
James Farr	5-11	2-5	0-0	5	2	12	5	2	0	0	40
Todd Eisner	4-7	3-6	0-0	3	5	11	9	6	0	1	29
Kevin Johnson	0-1	0-1	0-0	0	0	0	0	0	0	0	1
Ed Molitor	0-0	0-0	0-0	0	0	0	0	0	0	0	1
Tony Ball	0-0	0-0	0-0	2	0	0	0	0	0	0	1
Matt Roggenburk	2-8	1-5	0-0	2	2	5	2	2	1	1	33
Latrell Wrightsell	0-0	0-0	0-0	0	1	0	1	0	0	0	1
Troy Bell	1-3	0-0	4-4	3	1	6	2	0	0	0	17
Bill O'Dowd	0-1	0-0	0-0	1	1	0	0	0	0	0	1
Dave Mohr	0-0	0-0	0-0	0	0	0	0	0	0	0	1
Totals	**28-62**	**7-18**	**6-7**	**29**	**20**	**69**	**19**	**13**	**2**	**4**	**200**
	.452	**.389**	**.857**								

#6 MISSOURI	fg-a	3fg-a	ft-a	reb	pf	pts	ast	to	blk	stl	min
Doug Smith	7-13	1-1	3-4	5	2	18	1	0	1	0	25
Mike Sandbothe	0-3	0-0	0-0	5	4	0	2	1	0	0	20
Gary Leonard	5-8	0-0	0-1	6	2	10	0	2	3	2	28
Lee Coward	6-11	2-5	1-2	5	0	15	4	2	0	0	34
Byron Irvin	9-15	2-4	5-6	4	0	25	5	3	0	1	38
Nathan Buntin	1-2	0-1	0-0	2	0	2	0	0	0	0	7
Greg Church	5-8	0-0	3-5	5	2	13	0	2	1	0	24
Anthony Peeler	0-4	0-0	2-2	2	1	2	2	0	1	0	24
Team Rebounds			4								
Totals	**33-64**	**5-11**	**14-20**	**38**	**11**	**85**	**14**	**10**	**6**	**3**	**200**
	.516	**.455**	**.700**								

Officials: Clougherty, Samford, Stupin. **Technical Fouls:** None.

Team	1st	2nd	Total	1stFG%	2ndFG%	Total%	Deadball
Creighton	39	30	69	.577	.361	.452	3
#6 Missouri	37	48	85	.452	.576	.516	2

1991 NCAA Tournament

Standing (l-r): Chris Rodgers, Bob Harstad, Todd Geyer, Jerry Vanderheydt, Bill O'Dowd, Chad Gallagher, Darin Plautz. Sitting (l-r): Duan Cole, Johnnie Williams, Todd Eisner, Latrell Wrightsell, Matt Petty, Dennis Halligan, Greg Everett and Derek Bain.

Missouri Valley Conference Champions
24-8 Overall, 12-4 MVC (1st)

The 1990-91 Bluejays won a then school-record 24 games, while becoming the first team in school history to win at least 20 games in three straight years … The Bluejays rode an eight-game winning streak to a one-game victory in the Valley regular season race, as well as the MVC Tournament title and a victory against New Mexico State in the first round of the NCAA Tournament in Salt Lake City, Utah … Seton Hall then ended Creighton's run in the second round with an 81-69 victory against the Bluejays … Senior center Chad Gallagher was named the MVC's Most Valuable Player and was joined on the First Team by senior forward Bob Harstad … The "Dynamic Duo," Harstad and Gallagher ended their playing careers as the top two scorers in school history.



Creighton's five-man senior class included Chad Gallagher (back left), Todd Eisner (back middle), Bill O'Dowd (back right), Darin Plautz (front left) and Bob Harstad (front right).

1991

Creighton (24-7)	**64**
#15 New Mexico State (23-6)	**56**

NCAA Tournament First Round
March 14, 1991 — Huntsman Center — Salt Lake City, Utah

Defining Moment: Twin towers Bob Harstad and Chad Gallagher combined for 31 points, 30 rebounds and four blocked shots, helping CU outrebound the Aggies 45-37.
Key Stats: Creighton held New Mexico State to 30.8 percent shooting from the field, including a 21.9 percent mark in the first half. Creighton's 24th win was a school-record at the time.

CREIGHTON	fg-a	3fg-a	ft-a	reb	pf	pts	ast	to	blk	stl	min
Bob Harstad	5-11	0-0	3-6	16	3	13	1	4	0	1	37
Darin Plautz	0-1	0-1	0-0	3	1	0	3	0	2	0	12
Chad Gallagher	9-17	0-0	0-0	14	2	18	0	1	4	1	37
Matt Petty	1-2	1-2	0-0	1	0	3	1	1	0	0	16
Duan Cole	6-12	3-4	2-2	1	1	17	4	3	0	2	37
Todd Eisner	1-9	1-8	2-2	1	4	5	4	3	0	2	32
Latrell Wrightsell	1-3	0-0	6-8	6	0	8	7	1	0	2	27
Chris Rodgers	0-1	0-0	0-0	0	1	0	0	0	0	0	2
Team Rebounds				3							
Totals	**23-56**	**5-15**	**13-18**	**45**	**12**	**64**	**20**	**13**	**6**	**8**	**200**
	.411	**.333**	**.722**								

#15 NEW MEXICO ST.	fg-a	3fg-a	ft-a	reb	pf	pts	ast	to	blk	stl	min
Reggie Jordan	2-7	0-0	1-2	3	3	5	2	0	0	1	25
Tracy Mare	3-8	0-0	0-0	13	2	6	0	0	2	1	33
Michael New	4-10	1-2	0-1	9	1	9	1	6	1	0	37
Randy Brown	3-7	1-2	5-6	3	5	12	4	2	1	1	30
William Benjamin	2-9	1-3	0-0	1	2	5	5	2	0	2	32
Terry Bennett	3-13	3-11	0-0	0	1	9	0	0	0	0	13
Ron Putzi	2-7	2-6	0-0	0	1	6	0	2	1	0	16
Chris Hickman	1-4	0-0	2-2	6	4	4	0	2	1	0	14
Team Rebounds				2							
Totals	**20-65**	**8-24**	**8-11**	**37**	**19**	**56**	**12**	**14**	**6**	**5**	**200**
	.308	**.333**	**.727**								

Officials: Burr, Shapiro, Howell.
Technical Fouls: None. **Attendance:** 12,276.

Team	1st	2nd	Total	1stFG%	2ndFG%	Total%	Deadball
Creighton	24	40	64	.345	.481	.411	3
#15 New Mexico St.	19	37	56	.219	.394	.308	1

1991

Creighton (24-8)	**69**
#13 Seton Hall (24-8)	**81**

NCAA Tournament Second Round
March 16, 1991 — Huntsman Center — Salt Lake City, Utah

Defining Moment: Terry Dehere had 28 points on 12-of-18 shooting in 32 minutes of play for Seton Hall.
Key Stat: Seton Hall shot 64.3 percent in the second half, outscoring CU 50-37 after break.

CREIGHTON	fg-a	3fg-a	ft-a	reb	pf	pts	ast	to	blk	stl	min
Bob Harstad	6-16	0-0	1-3	8	3	13	0	1	0	0	34
Darin Plautz	2-8	1-5	2-2	7	2	7	4	3	1	1	31
Chad Gallagher	8-16	1-2	0-0	12	1	17	4	3	2	0	38
Matt Petty	3-9	3-7	0-0	3	4	9	3	3	0	0	17
Duan Cole	2-3	1-2	2-2	0	2	7	0	3	0	0	27
Johnnie Williams	0-0	0-0	0-0	0	0	0	0	0	0	0	2
Todd Eisner	2-3	2-3	0-0	0	2	6	0	2	0	0	11
Latrell Wrightsell	3-8	1-2	3-4	1	3	10	9	2	0	1	34
Bill O'Dowd	0-0	0-0	0-0	0	2	0	0	0	0	0	2
Chris Rodgers	0-1	0-0	0-0	2	0	0	0	0	0	0	4
Team Rebounds				2							
Totals	**26-64**	**9-21**	**8-11**	**35**	**19**	**69**	**20**	**17**	**3**	**2**	**200**
	.406	**.429**	**.727**								

#13 SETON HALL	fg-a	3fg-a	ft-a	reb	pf	pts	ast	to	blk	stl	min
Gordon Winchester	6-9	0-0	0-0	5	2	12	4	4	0	0	31
Arturas Karnishovas	1-3	0-2	4-4	5	3	6	4	0	0	1	23
Anthony Avent	7-15	0-0	3-6	11	0	17	3	2	3	2	30
Oliver Taylor	4-7	1-3	0-0	1	2	9	3	1	0	2	25
Terry Dehere	12-18	4-7	0-1	3	2	28	0	2	0	2	32
Bryan Caver	2-3	0-1	3-6	2	0	7	3	1	2	0	19
Daryl Crist	0-0	0-0	0-1	0	0	0	0	1	0	0	4
Jerry Walker	0-3	0-0	2-2	7	4	2	2	1	3	1	22
Assaf Barnes	0-0	0-0	0-0	1	1	0	0	2	1	0	11
Chris Davis	0-1	0-0	0-0	0	1	0	0	1	1	0	3
Team Rebounds				2							
Totals	**32-59**	**5-13**	**12-20**	**37**	**15**	**81**	**19**	**15**	**10**	**8**	**200**
	.542	**.385**	**.600**								

Officials: Tanner, Herring, Pattillo.
Technical Fouls: None. **Attendance:** 14,869.

Team	1st	2nd	Total	1stFG%	2ndFG%	Total%	Deadball
Creighton	32	37	69	.423	.395	.406	1
#13 Seton Hall	31	50	81	.452	.643	.542	3

1999 NCAA Tournament

Standing (l-r): Justin Haynes, John Klein, Donnie Johnson, Alan Huss, Doug Swenson, Nerijus Karlikanovas, Rodney Buford, Cliff Bates, Matt West. Sitting (l-r): Dan Kolder, Jason Ourada, Corie Brandon, Ryan Sears, Ben Walker.

Missouri Valley Conference Champions
22-9 Overall, 11-7 MVC (Tie-2nd)

Led by senior Rodney Buford, who became the school's all-time leading scorer with 2,116 points, the Bluejays won their fifth MVC tourney title to secure a spot in the NCAA Tournament, where 10th-seeded Creighton defeated No. 7 Louisville, 62-58, in the first round of the South Region … An early 6-0 start was highlighted by a 75-73 win at Iowa, the Hawkeyes' lone setback in their first 14 games … Dana Altman became just the third coach in the MVC's 92-year history to have led his team to an improved overall record five straight years … Buford became just the third player in league history to be named to the All-MVC squad in four seasons … He was also named Honorable Mention All-America by the AP … Senior Doug Swenson would be named to the MVC All-Defensive Team, as well as Honorable Mention All-Valley … Sophomore Ryan Sears joined Swenson on the Honorable Mention squad.



Creighton's 1999 team started a program-record streak of five consecutive NCAA Tournament appearances.

1999 — **Creighton (22-8) 62** / **Louisville (19-11) 58**

NCAA Tournament First Round

March 11, 1999 — Orlando Arena — Orlando, Fla.

Defining Moment: Ben Walker's three-pointer with 3:05 left gave Creighton its first lead of the game at 49-47. A trey by Rodney Buford with 2:13 remaining gave CU the lead for good at 52-49.
Key Stat: Creighton made 13-of-14 free throw attempts for the game, including 10-of-10 in the final 92 seconds to ice the win.

CREIGHTON	fg-a	3fg-a	ft-a	reb	pf	pts	ast	to	blk	stl	min
Rodney Buford	6-21	1-6	0-0	8	2	13	1	3	0	5	37
Donnie Johnson	3-3	0-0	0-0	4	2	6	0	0	0	0	19
Doug Swenson	4-5	0-0	3-3	2	2	11	0	4	0	1	25
Ben Walker	5-12	1-1	5-5	5	4	16	1	3	0	0	27
Ryan Sears	1-3	0-2	4-4	3	1	6	7	4	0	3	39
Corie Brandon	0-4	0-3	1-2	1	1	1	0	1	0	1	16
Justin Haynes	0-1	0-0	0-0	0	0	0	0	0	0	0	4
Nerijus Karlikanovas	4-5	1-2	0-0	7	0	9	0	1	0	0	32
Team Rebounds				1							
Totals	**23-54**	**3-14**	**13-14**	**31**	**12**	**62**	**9**	**16**	**0**	**10**	**199**
	.426	**.214**	**.929**								

LOUISVILLE	fg-a	3fg-a	ft-a	reb	pf	pts	ast	to	blk	stl	min
Tony Williams	8-14	3-6	2-3	4	1	21	2	7	0	1	32
Nate Johnson	7-11	0-1	0-0	0	4	14	2	1	2	2	32
Alex Sanders	1-5	1-3	0-0	7	3	3	1	2	0	0	26
Marques Maybin	4-7	0-1	0-0	6	4	8	5	6	0	3	32
Cameron Murray	1-5	0-1	2-3	1	3	4	3	3	0	2	37
Eric Johnson	1-4	1-3	0-0	5	3	3	1	1	0	0	16
Dion Edward	1-1	0-0	1-2	2	0	3	0	1	0	2	15
Kevin Smiley	1-2	0-0	0-1	2	0	2	1	0	0	0	10
Team Rebounds				3							
Totals	**24-49**	**5-15**	**5-9**	**30**	**18**	**58**	**15**	**21**	**2**	**10**	**200**
	.490	**.333**	**.556**								

Officials: Bob Donato, Raymond Perone, Andy Rios.
Technical Fouls: None. **Attendance:** 10,032.

Team	1st	2nd	Total	1stFG%	2ndFG%	Total%	Deadball
Creighton	23	39	62	.379	.480	.426	0
Louisville	31	27	58	.500	.478	.490	0

1999 — **Creighton (22-9) 63** / **#5 Maryland (28-5) 75**

NCAA Tournament Second Round

March 13, 1999 — Orlando Arena — Orlando, Fla.

Defining Moment: Creighton trailed 67-57 with 5:05 left but missed their next five field goal attempts and had two turnovers as Maryland built up its lead.
Key Stat: Rodney Buford had 13 points in his final game to become Creighton's all-time leading scorer.

CREIGHTON	fg-a	3fg-a	ft-a	reb	pf	pts	ast	to	blk	stl	min
Rodney Buford	5-17	1-6	2-2	6	4	13	2	0	1	1	33
Donnie Johnson	4-6	0-0	5-10	5	3	13	0	2	1	0	19
Doug Swenson	2-5	0-1	1-2	5	5	5	1	3	3	1	23
Ben Walker	6-7	3-4	0-0	4	5	15	1	4	0	0	25
Ryan Sears	1-9	1-8	0-0	2	2	3	7	2	0	5	37
Corie Brandon	1-8	1-6	6-6	2	2	9	4	3	0	6	28
Dan Kolder	0-0	0-0	0-0	0	0	0	0	0	0	0	0+
Cliff Bates	0-0	0-0	0-0	0	0	0	0	0	0	0	0+
John Klein	0-0	0-0	0-0	0	0	0	0	0	0	0	0+
Alan Huss	0-0	0-0	0-0	0	0	0	0	0	0	0	0+
Justin Haynes	0-0	0-0	0-0	3	2	0	0	1	0	0	8
Nerijus Karlikanovas	2-9	1-7	0-0	1	0	5	0	4	0	1	27
Team Rebounds				4							
Totals	**21-61**	**7-32**	**14-20**	**32**	**23**	**63**	**15**	**19**	**5**	**14**	**200**
	.344	**.219**	**.700**								

#5 MARYLAND	fg-a	3fg-a	ft-a	reb	pf	pts	ast	to	blk	stl	min
Laron Profit	1-11	0-2	4-4	2	3	6	2	2	0	0	32
Terrence Morris	6-11	1-4	7-8	12	3	20	5	4	3	2	36
Lonny Baxter	6-9	0-0	4-7	4	4	16	0	0	0	0	14
Terrell Stokes	1-2	1-1	0-0	5	3	3	3	4	0	2	31
Steve Francis	5-10	1-2	7-9	13	2	18	2	7	1	4	36
Juan Dixon	3-5	1-2	0-0	1	1	7	0	0	0	0	13
Danny Miller	1-6	0-2	2-2	4	3	4	1	4	0	3	24
Mike Mardesich	0-2	0-0	1-2	3	2	1	0	2	1	0	14
Team Rebounds				4							
Totals	**23-56**	**4-13**	**25-32**	**48**	**21**	**75**	**13**	**23**	**5**	**11**	**200**
	.411	**.308**	**.781**								

Officials: Bob Donato, Ed Hightower, Tom Eades.
Technical Fouls: None. **Attendance:** 14,959.

Team	1st	2nd	Total	1stFG%	2ndFG%	Total%	Deadball
Creighton	32	31	63	.379	.313	.344	4
#5 Maryland	45	30	75	.412	.409	.411	2

2000 NCAA Tournament

Standing (l-r): Justin Haynes, Michael Lindeman, Kyle Korver, Joe Dabbert, Livan Pyfrom, Alan Huss, Donnie Johnson, Mike Grimes, John Klein. Sitting (l-r): Ryan Sears, Brett Angner, Dan Kolder, Matt West, Terrell Taylor, Ben Walker, Jevin Budde.

Missouri Valley Conference Champions
23-10 Overall, 11-7 MVC (4th)

The Bluejays won their first nine games of the season, and then won nine of their final 12 regular-season games, to earn their second straight automatic berth to the NCAA Tournament … The Bluejays were the 10th seed in the NCAA Midwest Regional, where they lost to seventh-seeded Auburn, 72-69 … Creighton set an MVC record with 289 treys on the season and finished second in the nation in three-point field goal percentage (.416) … Five Bluejay players were among the league's top seven for three-point accuracy … Guards Ryan Sears and Ben Walker were both named Second Team All-MVC and were on the All-MVC Tournament team … Sears also earned MVP honors at the league tournament … Kyle Korver and Terrell Taylor were both named to the MVC's All-Newcomer, All-Bench and All-Freshman teams.

2000 — **Creighton (23-10) 69**
#24 Auburn (24-9) 72

NCAA Tournament First Round
March 16, 2000 — H.H.H. Metrodome — Minneapolis, Minn.

Defining Moment: Creighton trailed 72-63 with 12.8 seconds left when Auburn inserted manager Jimbo Tolbert. Creighton made back-to-back three-pointers to claw within three, only to have a game-tying trey by Ben Walker blocked at the buzzer.
Key Stat: Creighton had 18 fouls to Auburn's nine, and hit just 3-of-7 at the free-throw line.

CREIGHTON	fg-a	3fg-a	ft-a	reb	pf	pts	ast	to	blk	stl	min
Matt West	1-3	1-2	0-0	1	0	3	0	0	0	0	22
Donnie Johnson	2-6	0-0	0-0	0	4	4	2	2	0	2	18
Alan Huss	1-6	0-1	0-0	5	2	2	2	0	0	0	21
Ben Walker	6-13	1-3	0-0	5	1	13	0	1	0	1	32
Ryan Sears	6-12	4-10	2-5	4	2	18	8	0	0	2	38
Dan Kolder	0-0	0-0	0-0	0	0	0	0	0	0	0	1
Terrell Taylor	4-6	3-5	0-0	1	4	11	1	1	1	0	14
Kyle Korver	4-13	2-10	0-0	2	1	10	3	0	1	2	28
Livan Pyfrom	1-2	0-0	1-2	1	1	3	0	1	0	1	9
Justin Haynes	2-4	1-1	0-0	4	3	5	0	1	1	0	17
Team Rebounds				6							
Totals	**27-65**	**12-32**	**3-7**	**29**	**18**	**69**	**16**	**6**	**3**	**8**	**200**
	.415	**.375**	**.429**								

#24 AUBURN	fg-a	3fg-a	ft-a	reb	pf	pts	ast	to	blk	stl	min
Mack McGadney	6-11	2-4	1-3	3	1	15	2	0	1	0	33
Mamadou N'Diaye	4-5	0-0	7-9	11	1	15	2	1	2	1	32
Jay Heard	2-4	2-3	0-0	1	1	6	0	1	1	0	14
Daymeon Fishback	6-9	4-5	0-0	6	1	16	1	3	0	0	32
Doc Robinson	3-10	1-3	2-2	6	2	9	6	1	0	0	33
Marquis Daniels	2-4	1-2	0-1	0	0	5	0	3	0	0	14
Scott Pohlman	2-7	1-4	1-1	2	2	6	1	3	0	0	26
Reggie Sharp	0-0	0-0	0-0	4	1	0	0	1	0	0	16
Jimbo Tolbert	0-0	0-0	0-0	0	0	0	0	1	0	0	0+
Team Rebounds				5				1			
Totals	**25-50**	**11-21**	**11-16**	**38**	**9**	**72**	**12**	**15**	**4**	**1**	**200**
	.500	**.524**	**.688**								

Officials: Donnee Gray, Reggie Greenwood, Andy Rios.
Technical Fouls: None. **Attendance:** 22,013.

Team	1st	2nd	Total	1stFG%	2ndFG%	Total%	Deadball
Creighton	25	44	69	.345	.472	.415	2
#24 Auburn	40	32	72	.615	.375	.500	3

2001 NCAA Tournament

Standing (l-r): Justin Haynes, Mike Grimes, Alan Huss, Livan Pyfrom, Joe Dabbert, Kyle Korver, Michael Lindeman. Sitting (l-r): John Klein, Brett Angner, Ben Walker, Ryan Sears, Terrell Taylor, Ismael Caro.

Missouri Valley Conference Champions
24-8 Overall, 14-4 MVC (1st)

With All-MVC guards Ben Walker and Ryan Sears returning for their fourth season in the backcourt, the Bluejays were the consensus favorite to win the conference title ... The win at Nebraska was Creighton's first in Lincoln since 1932 … The Bluejays won their final 10 regular season games and made it 11 straight with a first-round win against Missouri State at the State Farm MVC Tournament … Creighton's RPI of 23 was strong enough to help it earn an at-large berth …The 10th-seeded Bluejays dropped a 69-56 decision to No. 7 seed Iowa … Sears set new school records for career assists (570) and steals (283), the latter of which is also an MVC record, as he earned First Team All-MVC honors … Walker and Kyle Korver were named Second Team All-MVC … Korver made 100 three-pointers and led the team in scoring (14.6 ppg) … Dana Altman was named the Rawlings MVC Coach of the Year.

2001 — **Creighton (24-8) 56**
#24 Iowa (23-11) 69

NCAA Tournament First Round
March 15, 2001 — Nassau Coliseum — Uniondale, N.Y.

Defining Moment: After Creighton opened the second half with a 12-0 run, Iowa answered with a 26-8 spurt to put the game away.
Key Stat: Creighton made just 1-of-15 three-point shots after intermission.

CREIGHTON	fg-a	3fg-a	ft-a	reb	pf	pts	ast	to	blk	stl	min
Terrell Taylor	3-8	1-5	0-0	2	2	7	2	1	0	0	25
Kyle Korver	2-13	2-13	4-5	7	4	10	1	2	1	0	34
Alan Huss	3-3	0-0	0-0	1	5	6	1	1	1	0	15
Ben Walker	5-13	0-3	1-1	9	4	11	1	2	0	1	30
Ryan Sears	3-11	2-7	0-0	0	3	8	4	3	0	2	40
Ismael Caro	0-1	0-0	0-0	1	0	0	0	0	0	0	4
Brett Angner	0-1	0-0	0-0	0	1	0	0	0	0	0	1
Joe Dabbert	0-0	0-0	0-0	0	0	0	0	0	0	0	1
Michael Lindeman	1-1	0-0	0-0	4	3	2	1	0	0	0	1
John Klein	0-0	0-0	0-0	0	2	0	0	0	0	0	7
Livan Pyfrom	4-8	0-0	3-4	7	1	11	1	2	1	0	21
Mike Grimes	0-4	0-0	1-2	3	1	1	0	1	0	0	3
Justin Haynes	0-0	0-0	0-0	0	2	0	0	0	0	0	5
Team Rebounds				3	2						
Totals	**21-63**	**5-28**	**9-12**	**37**	**28**	**56**	**11**	**12**	**3**	**3**	**200**
	.333	**.179**	**.750**								

#24 IOWA	fg-a	3fg-a	ft-a	reb	pf	pts	ast	to	blk	stl	min
Glen Worley	3-6	0-0	6-6	4	5	12	0	4	0	0	30
Duez Henderson	5-7	2-3	4-5	4	1	16	0	2	1	0	36
Reggie Evans	3-8	0-0	13-15	7	3	19	1	4	0	0	30
Brody Boyd	1-5	0-3	1-2	3	0	3	3	0	0	1	29
Dean Oliver	5-17	1-5	4-5	6	1	15	4	1	0	2	39
Jared Reiner	0-1	0-0	0-0	1	1	0	0	0	0	0	4
Rod Thompson	0-1	0-0	0-0	1	1	0	0	2	0	0	4
Kyle Galloway	0-0	0-0	2-2	1	0	2	0	0	0	0	3
Jason Smith	0-0	0-0	0-0	3	1	0	0	0	0	0	15
Cortney Smith	0-0	0-0	0-0	1	1	0	0	0	0	0	2
Sean Sonderleiter	1-1	0-0	0-0	1	1	2	0	0	1	0	8
Team Rebounds				6							
Totals	**18-46**	**3-11**	**30-35**	**38**	**15**	**69**	**8**	**13**	**2**	**3**	**200**
	.391	**.273**	**.857**								

Officials: Mike Kitts, Jim Stupin, Terry Wymer. **Technical Fouls:** None. **Attendance:** 9,086.

Team	1st	2nd	Total	1stFG%	2ndFG%	Total%	Deadball
Creighton	30	26	56	.400	.273	.333	1
#24 Iowa	32	37	69	.440	.333	.391	2

2002 NCAA Tournament

Standing (l-r): Mike Grimes, Kyle Korver, Joe Dabbert, Brody Deren, Dan Bresnahan, Michael Lindeman. Sitting (l-r): Jimmy Motz, Terrell Taylor, Ismael Caro, Tyler McKinney, DeAnthony Bowden, Larry House.

Missouri Valley Conference Champions
23-9 Overall, 14-4 MVC (Tie-1st)

Creighton claimed a share of their second consecutive regular-season title ... The Bluejays won the MVC Tournament title by downing co-champ Southern Illinois in the final, 84-76 ... Creighton's season got off to a 3-0 start for the fourth straight season, including a 94-91 double-overtime win over No. 17 Western Kentucky ... Creighton opened up MVC play with a 9-1 start ... Creighton upset No. 15 Florida in round one of the NCAA Tournament, 83-82 in double-overtime on Terrell Taylor's three-pointer with 0.2 seconds left ... Kyle Korver was named MVC Player of the Year and MVC Tournament MVP … Brody Deren was named Second Team All-MVC and Taylor was picked Honorable Mention All-MVC and Sixth Man of the Year ... Deren and Michael Lindeman were named to the league's Scholar-Athlete teams while Lindeman was also an Academic All-District selection ... Dana Altman was named the Rawlings MVC Coach of the Year ... Korver led the Jays in scoring, rebounding, assists and steals while Deren led the team in blocked shots.



Creighton's 2001-02 team won both the MVC regular-season and Tournament titles, while also defeating No. 15 Florida in the NCAA Tournament.

2002 — **Creighton (23-8) 83**, **#15 Florida (22-9) 82** (2OT)

NCAA Tournament First Round
March 15, 2002 — United Center — Chicago, Ill.

Defining Moment: Creighton's Terrell Taylor drained his eighth three-pointer of the game with 0.2 seconds left in double-overtime to give Creighton the 83-82 win.
Key Stat: Creighton's Terrell Taylor had all 28 of his points after halftime.

CREIGHTON	fg-a	3fg-a	ft-a	reb	pf	pts	ast	to	blk	stl	min
Michael Lindeman	4-7	1-1	0-0	3	2	9	2	2	0	1	32
Kyle Korver	4-12	4-9	4-4	6	5	16	3	4	0	1	37
Brody Deren	3-4	0-0	0-3	3	5	6	0	0	1	0	20
Larry House	1-5	0-1	0-0	0	0	2	0	1	0	1	12
Tyler McKinney	1-3	0-2	0-0	2	3	2	5	2	0	0	28
DeAnthony Bowden	1-4	0-2	3-4	3	0	5	4	2	0	0	22
Ismael Caro	1-2	0-0	0-0	4	2	2	4	3	0	1	21
Joe Dabbert	1-3	0-0	1-2	3	4	3	0	0	1	0	16
Terrell Taylor	10-20	8-15	0-0	4	1	28	4	3	1	0	40
Mike Grimes	4-8	0-0	2-2	7	2	10	0	2	0	0	22
Team Rebounds				13				3			
Totals	**30-68**	**13-30**	**10-15**	**48**	**24**	**83**	**22**	**22**	**3**	**4**	**250**
	.441	**.433**	**.667**					**Deadball Rebounds: 2**			

#15 FLORIDA	fg-a	3fg-a	ft-a	reb	pf	pts	ast	to	blk	stl	min
Matt Bonner	4-11	1-3	1-1	4	3	10	1	2	0	0	39
Bonnell Colas	3-3	0-0	0-0	4	3	6	0	4	0	0	13
Udonis Haslem	6-10	0-0	8-15	7	4	20	2	2	0	2	31
Brett Nelson	4-19	2-10	3-3	2	1	13	3	1	2	2	47
Justin Hamilton	2-6	1-3	1-2	3	1	6	6	4	0	0	45
Orien Greene	1-5	0-0	2-2	2	4	4	4	1	0	2	32
James White	3-5	3-4	0-0	1	3	9	1	1	0	1	11
LaDarius Halton	2-4	1-2	0-0	1	1	5	0	1	0	1	7
David Lee	2-3	0-0	5-6	8	0	9	3	0	1	2	23
Ronnie King	0-0	0-0	0-0	0	1	0	0	0	0	0	2
Team Rebounds				7				1			
Totals	**27-66**	**8-22**	**20-29**	**39**	**21**	**82**	**20**	**17**	**3**	**10**	**250**
	.409	**.364**	**.690**					**Deadball Rebounds: 2**			

Officials: Tom Rucker, Michael Scyphers, Jim Stupin.
Technical Fouls: None. **Attendance:** 21,700

Team	1st	2nd	0T	2OT	Total	1stFG%	2ndFG%	Total%
Creighton	31	38	4	10	83	.393	.560	.441
#15 Florida	38	31	4	9	82	.467	.333	.409

2002 — **Creighton (23-9) 60**, **#13 Illinois (26-8) 72**

NCAA Tournament Second Round
March 17, 2002 — United Center — Chicago, Ill.

Defining Moment: Creighton trailed by three with 10:09 left before the Illini went on a 12-0 run.
Key Stat: Illinois' All-American point guard Frank Williams scored all 20 of his points in the second half.

CREIGHTON	fg-a	3fg-a	ft-a	reb	pf	pts	ast	to	blk	stl	min
Michael Lindeman	2-3	0-0	3-3	5	0	7	3	0	0	0	15
Kyle Korver	4-6	3-5	3-3	3	3	14	5	4	0	1	37
Brody Deren	3-7	0-0	0-0	2	1	6	0	3	1	0	17
Larry House	1-6	0-0	0-0	3	2	2	0	2	0	2	18
Tyler McKinney	1-5	1-4	0-0	2	4	3	1	0	0	2	22
DeAnthony Bowden	1-4	1-2	0-0	3	4	3	2	3	0	1	19
Ismael Caro	1-6	1-2	0-0	2	0	3	1	1	0	0	18
Joe Dabbert	1-3	1-1	1-2	1	2	4	0	0	0	0	6
Terrell Taylor	4-14	2-9	0-0	5	1	10	2	2	0	0	30
Mike Grimes	4-5	0-0	0-0	3	2	8	1	3	0	0	18
Team Rebounds				5							
Totals	**22-59**	**9-23**	**7-8**	**34**	**19**	**60**	**15**	**18**	**1**	**6**	**200**
	.373	**.391**	**.875**								

#13 ILLINOIS	fg-a	3fg-a	ft-a	reb	pf	pts	ast	to	blk	stl	min
Cory Bradford	3-7	3-4	3-4	1	0	12	3	3	0	1	36
Brian Cook	7-9	0-1	2-2	5	3	16	0	1	2	0	28
Robert Archibald	4-5	0-0	3-4	4	3	11	2	4	2	3	27
Luther Head	1-5	1-4	0-0	2	0	3	3	3	0	3	22
Frank Williams	7-12	4-7	2-2	5	2	20	5	3	0	1	36
Lucas Johnson	1-1	0-0	0-2	1	1	2	0	0	0	0	14
Sean Harrington	1-3	1-3	2-3	5	0	5	4	2	0	2	25
Damir Krupalija	1-3	1-2	0-0	2	1	3	1	0	2	0	11
Roger Powell	0-0	0-0	0-0	0	1	0	0	0	0	0	1
Team Rebounds				2							
Totals	**25-45**	**10-21**	**12-17**	**27**	**11**	**72**	**18**	**16**	**6**	**10**	**200**
	.556	**.476**	**.706**								

Officials: Tom Rucker, John Hughes, Fran Connally.
Technical Fouls: None. **Attendance:** 20,800.

Team	1st	2nd	Total	1stFG%	2ndFG%	Total%	Deadball
Creighton	26	34	60	.310	.433	.373	0
#13 Illinois	31	41	72	.478	.636	.556	2

2003 NCAA Tournament

Standing (l-r): David Finklea, Quincy Henderson, Kyle Korver, Dan Bresnahan, Joe Dabbert, Brody Deren, Mike Grimes, Jimmy Motz, Michael Lindeman, Brandon Sims. Sitting (l-r): Kellen Miliner, Tyler McKinney, Larry House, Nate Funk, DeAnthony Bowden, John Dugan.

Missouri Valley Conference Champions
29-5 Overall, 15-3 MVC (2nd)

Creighton moved into the AP top-25 for the first time since 1975, reaching as high as No. 10 before finishing 15th ... Creighton was the nation's first team to log 20 wins and closed with new records for 29 wins overall and 15 in league play ... A finalist for National Player of the Year, Kyle Korver was a consensus All-American, including Second Team honors from the AP and district player of the year ... Dana Altman became Creighton's all-time winningest coach and was a finalist for National Coach of the Year ... Creighton opened the year with 10 straight wins, including the Guardians Classic title ... Creighton beat Nebraska a fourth straight year ... Six straight sellouts helped close Creighton's 48-year run at the Omaha Civic Auditorium with a 17-0 home record ... Creighton also won the MVC Tournament for the fourth time in five years with an 80-56 romp over top-seeded Southern Illinois in the final.

2003 — **Central Michigan (25-6) 79**
#15 Creighton (29-5) 73

NCAA Tournament First Round
March 20, 2003 — Huntsman Center — Salt Lake City, Utah

Defining Moment: Central Michigan started the second half with a 12-2 run to claim a 50-24 lead. Creighton unleashed a furious rally that saw them make 11 straight shots and close within 72-70, only to fall just short.
Key Stat: Creighton's 21 turnovers tied a season-high and the Chippewas would convert those into a 21-6 advantage in points off turnovers.

CENTRAL MICHIGAN	fg-a	3fg-a	ft-a	reb	pf	pts	ast	to	blk	stl	min
Tony Bowne	5-6	3-3	1-2	4	4	14	5	2	0	2	38
Mike Manciel	9-14	0-1	11-16	8	3	29	1	3	0	3	38
Chris Kaman	6-11	0-0	0-1	6	3	12	0	4	0	1	29
J.R. Wallace	4-10	0-1	4-4	3	2	12	5	4	0	4	27
T.J. Meerman	1-4	0-1	2-2	0	1	4	2	2	0	2	36
Whitney Robinson	2-3	0-1	0-0	0	1	4	0	1	0	1	12
Brandon Voorhees	0-0	0-0	0-0	0	2	0	0	1	0	0	5
Joe Carr	1-1	0-0	0-0	1	1	2	0	1	0	0	3
Gerrit Brigitha	0-1	0-0	0-0	2	0	0	1	0	0	0	5
Adam Dentlinger	1-3	0-0	0-0	3	2	2	1	0	1	0	7
Team Rebounds				4							
Totals	**29-53**	**3-7**	**18-25**	**31**	**19**	**79**	**15**	**18**	**1**	**13**	**200**
	.547	**.429**	**.720**								

#15 CREIGHTON	fg-a	3fg-a	ft-a	reb	pf	pts	ast	to	blk	stl	min
Michael Lindeman	3-8	1-3	1-1	2	3	8	1	1	0	0	25
Kyle Korver	7-14	5-9	2-2	9	4	21	5	5	0	1	35
Brody Deren	1-6	0-0	2-2	2	1	4	0	0	2	0	14
Larry House	5-11	1-1	0-0	8	5	11	0	2	0	1	20
Tyler McKinney	0-0	0-0	1-2	1	0	1	6	4	0	0	31
DeAnthony Bowden	0-3	0-2	1-2	1	1	1	4	3	0	3	25
Nate Funk	0-2	0-2	2-2	1	1	2	2	6	0	0	17
Kellen Miliner	0-0	0-0	0-0	0	0	0	0	0	0	0	1
Joe Dabbert	4-6	0-0	2-2	0	3	10	1	0	3	1	11
Mike Grimes	7-10	0-0	1-4	6	3	15	1	0	1	0	21
Team Rebounds				1							
Totals	**27-60**	**7-17**	**12-17**	**31**	**21**	**73**	**20**	**21**	**6**	**6**	**200**
	.450	**.412**	**.706**								

Officials: John Clougherty, Ray Natili, Reginald Cofer.
Technical Fouls: None. **Attendance:** 14,568

Team	1st	2nd	Total	1stFG%	2ndFG%	Total%	Deadball
C. Michigan	38	41	79	.586	.500	.547	3
#15 Creighton	22	51	73	.250	.583	.450	4

2005 NCAA Tournament

Standing (l-r): Pierce Hibma, Dane Watts, Jeffrey Day, Steve Smith, Anthony Tolliver, Jimmy Motz, Dennis Howard. Sitting (l-r): Johnny Mathies, Nick Porter, Tyler McKinney, Kellen Miliner, Nate Funk, Dustin Sitzmann.

Missouri Valley Conference Champions
23-11 Overall, 11-7 MVC (Tie-3rd)

Creighton started 7-0, including wins away from home over Missouri, Ohio State and Xavier ... The Bluejays improved to 8-1 when Kellen Miliner hit a buzzer-beater to beat Nebraska, 50-48, in Lincoln ... Senior point guard Tyler McKinney overcame a pair of cornea transplants to lead the MVC in assists ... McKinney hit buzzer-beaters to win vs. Ohio State and at Xavier in late November, earning National Player of the Week accolades from ESPN.com ... Junior guard Nate Funk later earned co-National Player of the Week honors from ESPN's Dick Vitale after a 35-point game at Wichita State ... Funk led the team in scoring and rebounding and was First Team All-MVC and First Team All-District ... Third-seeded Creighton won its fifth MVC Tournament in seven years with a 75-57 win over Missouri State ... Johnny Mathies was named Tournament MVP, with Jimmy Motz and Funk also named to the All-Tourney squad.

2005 — **Creighton (23-11) 61**
West Virginia (22-10) 63

NCAA Tournament First Round
March 17, 2005 — Wolstein Center — Cleveland, Ohio

Defining Moment: West Virginia's Tyrone Sally blocked Nate Funk's go-ahead three-pointer with seven seconds left, then raced downcourt for a breakaway dunk with 2.4 seconds left to give WVU the win.
Key Stats: Creighton trailed at halftime in its eighth straight NCAA Tournament game.

CREIGHTON	fg-a	3fg-a	ft-a	reb	pf	pts	ast	to	blk	stl	min
Anthony Tolliver	1-4	0-0	0-0	4	3	2	1	1	1	1	24
Dane Watts	1-2	0-0	2-2	1	3	4	0	1	1	0	20
Nate Funk	9-17	4-8	1-1	6	2	23	1	3	1	0	34
Johnny Mathies	5-7	1-2	5-6	1	5	16	2	4	0	2	30
Tyler McKinney	1-5	1-2	2-2	2	0	5	7	3	0	5	38
Jeffrey Day	1-3	0-0	0-0	4	0	2	0	1	0	0	16
Kellen Miliner	2-8	1-5	1-2	5	0	6	1	2	0	0	25
Pierce Hibma	0-0	0-0	0-0	0	1	0	0	0	0	0	2
Jimmy Motz	1-4	1-3	0-0	2	2	3	0	2	0	0	11
Team Rebounds				2							
Totals	**21-50**	**8-20**	**11-13**	**27**	**16**	**61**	**12**	**17**	**3**	**8**	**200**
	.420	**.400**	**.846**								

WEST VIRGINIA	fg-a	3fg-a	ft-a	reb	pf	pts	ast	to	blk	stl	min
Tyrone Sally	4-8	1-3	3-3	3	4	12	1	4	1	2	25
Mike Gansey	6-12	1-4	0-0	5	2	13	3	3	1	3	34
Kevin Pittsnogle	6-13	3-7	2-3	5	2	17	2	0	1	1	31
J.D. Collins	1-2	1-2	4-4	2	2	7	7	1	0	2	34
Johannes Herber	2-7	0-1	0-0	3	1	4	3	2	0	4	35
Patrick Beilein	0-0	0-0	0-1	2	2	0	0	2	0	0	17
Darris Nichols	0-0	0-0	0-0	0	1	0	1	1	0	0	6
Frank Young	3-3	2-2	0-0	2	1	8	2	2	0	0	9
D'or Fischer	0-1	0-1	2-2	4	0	2	0	1	1	0	9
Team Rebounds				9	1						
Totals	**22-46**	**8-20**	**11-13**	**29**	**15**	**63**	**19**	**16**	**4**	**12**	**200**
	.478	**.400**	**.846**								

Officials: Gerald Boudreaux, Patrick Adams, Jeffrey Nichols .
Technical Fouls: None. **Attendance:** 13,100 (sold out)

Team	1st	2nd	Total	1stFG%	2ndFG%	Total%	Deadball
Creighton	31	30	61	.524	.345	.420	0
West Virginia	33	30	63	.520	.429	.478	1

2007 NCAA Tournament

Standing (l-r): Nick Porter, Brice Nengsu, Dane Watts, Anthony Tolliver, Manny Gakou, Pierce Hibma. Sitting (l-r): Dustin Sitzmann, Nick Bahe, Nate Funk, Josh Dotzler, Isacc Miles.

Missouri Valley Conference Champions
22-11 Overall, 13-5 MVC (2nd)

After earning preseason rankings for the first time, expectations were at an all-time high ... Creighton won its first eight home games, including wins in the final minute over George Mason and Missouri State ... Creighton ranked 13th nationally by averaging 15,909 fans per game, including four crowds over 17,000 ... The Bluejays won their sixth MVC Tournament in the past nine years with a 67-61 victory over #11 Southern Illinois before 22,612 fans and a national audience on CBS ... Nate Funk and Anthony Tolliver were both named First Team All-MVC ... Funk was named MVC Tournament MVP after scoring 66 points in the three wins, including 33 in the semis against Missouri State, while Tolliver and Nick Porter were also named All-Tourney ... Tolliver was also named a CoSIDA Academic All-American ... Creighton fell 77-71 in overtime to Nevada in the first round of the NCAA Tournament.

2007 — **Creighton (22-11) 71**, **#15 Nevada (29-4) 77** **(OT)**

NCAA Tournament First Round

March 16, 2007 — **New Orleans Arena** — **New Orleans, La.**

Defining Moment: Creighton forced a turnover with 19 seconds left, but Nate Funk's pull-up attempt in the closing seconds was knocked loose and the Jays could not convert a tip-in attempt.

Key Stats: Nevada hit 5-of-6 shots and never trailed in overtime. Nevada owned a 48-31 edge on the glass. Creighton's Anthony Tolliver surpassed 1,000 career points in his final game.

CREIGHTON	fg-a	3fg-a	ft-a	reb	pf	pts	ast	to	blk	stl	min
Dane Watts	1-12	0-8	2-4	10	3	4	2	0	1	1	36
Anthony Tolliver	7-16	0-1	1-2	6	4	15	1	2	0	1	33
Nick Porter	6-13	0-0	3-3	8	4	15	4	1	0	3	41
Nate Funk	10-21	1-5	2-3	3	1	23	2	1	0	2	44
Josh Dotzler	0-0	0-0	0-0	0	0	0	0	1	0	0	8
Isacc Miles	4-6	1-3	0-0	0	1	9	2	0	0	2	32
Pierce Hibma	1-2	1-2	0-0	1	3	3	1	0	0	0	17
Manny Gakou	1-1	0-0	0-0	0	1	2	0	1	0	1	3
Nick Bahe	0-0	0-0	0-0	2	0	0	0	0	0	0	11
Team Rebounds				1							
Totals	**30-71**	**3-19**	**8-12**	**31**	**17**	**71**	**12**	**6**	**1**	**10**	**225**
	.423	**.158**	**.667**								

#15 NEVADA	fg-a	3fg-a	ft-a	reb	pf	pts	ast	to	blk	stl	min
Nick Fazekas	5-13	1-3	6-7	11	5	17	1	6	4	1	36
Denis Ikovlev	1-4	1-4	0-0	5	3	3	1	1	1	0	36
Kyle Shiloh	4-9	2-5	0-0	7	2	10	3	3	2	0	42
Marcelus Kemp	9-20	2-6	7-7	12	3	27	4	5	1	1	45
Ramon Sessions	7-13	1-2	1-2	5	0	16	3	3	0	0	42
Lyndale Burleson	0-0	0-0	0-0	0	2	0	3	0	0	0	6
David Ellis	1-2	0-0	0-0	1	1	2	1	0	1	0	9
JaVale McGee	1-1	0-0	0-1	5	0	2	0	1	0	0	9
Team Rebounds				2							
Totals	**28-62**	**7-20**	**14-17**	**48**	**16**	**77**	**16**	**19**	**9**	**2**	**225**
	.452	**.350**	**.824**								

Officials: Tom O'Neill, Ted Hillary, Steve Olson.
Technical Fouls: None. **Attendance:** 13,393

Team	1st	2nd	OT	Total	1stFG%	2ndFG%	Total%	Deadball
Creighton	32	27	12	71	.433	.433	.423	1
#15 Nevada	31	28	18	77	.414	.407	.452	2

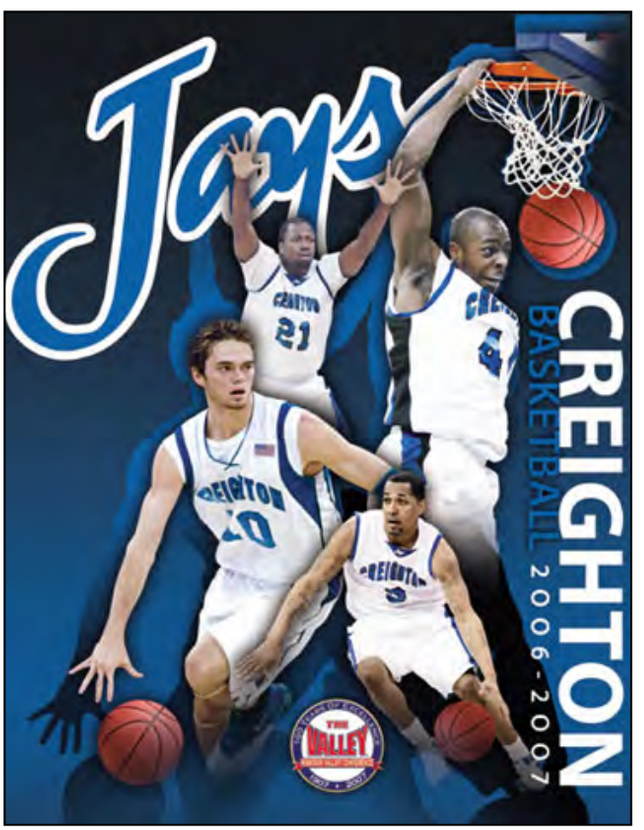

Creighton returned to the NCAA Tournament in 2007 thanks to a win over No. 11 Southern Illinois in the finals of Arch Madness.

Nate Funk was named MVP of the 2007 Missouri Valley Conference Tournament and was a two-time all-MVC selection.

2012 NCAA Tournament

Standing (l-r): Jeff Vanderloo, Nate Wieseler, Len Gordy, Derek Sebastian, Doug McDermott, Matthew Dorwart, Gregory Echenique, Will Artino, Geoff Groselle, Mogboluwaga Oginni, Ethan Wragge, Darian DeVries, Steve Merfeld, Steve Lutz, Brian Kooienga. Sitting (l-r): Grant Gibbs, Ross Ferrarini, Nevin Johnson, Taylor Stormberg, Josh Jones, Greg McDermott, Austin Chatman, Antoine Young, Jahenns Manigat, Avery Dingman, Alex Olsen.

Missouri Valley Conference Champions 29-6 Overall, 13-5 MVC (2nd)

Creighton tied a school-record for wins and was nationally-ranked for much of the season ... Creighton beat Drake, Evansville and Illinois State to win its 11th MVC Tournament ... Creighton beat Alabama in its return to the NCAA Tournament before falling to North Carolina ... The win over Alabama improved CU to 7-1 in games decided by three points or less ... First Team All-American Doug McDermott became the first sophomore ever named MVC Player of the Year, and was named a finalist for the Naismith and Wooden National Player of the Year ... McDermott also won the CollegeInsider.com Lute Olson National Player of the Year award ... He led the country in field goals made, and ranked third nationally in scoring, with a season-high game of 44 points at Bradley ... Antoine Young was named Second Team All-MVC, while Gregory Echenique became CU's first MVC Defensive Player of the Year honoree ... Gonzaga transfer Grant Gibbs led the team in assists and steals from the wing position ... Creighton ranked second in the country in field goal percentage and assists per game, third in three-point percentage, fifth in assist/turnover ratio, seventh in winning percentage and ninth in scoring offense.

Creighton tied a program-record with 29 victories in 2011-12, and won its first NCAA Tournament game since 2002.

2012

Alabama (21-12)	**57**
#19 Creighton (29-5)	**58**

NCAA Tournament Second Round

March 16, 2012 — Greensboro Coliseum — Greensboro, N.C.

Defining Moment: Trailing 48-41 with less than nine minutes to play, Creighton went on a 10-0 run and never trailed again.
Key Stat: Creighton's first NCAA Tournament win since 2002 featured its sixth double-digit comeback victory of the season.

ALABAMA	fg-a	3fg-a	ft-a	reb	pf	pts	ast	to	blk	stl	min
JaMychal Green	6-10	0-0	0-0	6	3	12	1	5	3	1	36
Trevor Lacey	4-6	3-5	2-4	5	2	13	2	1	0	2	34
Trevor Releford	5-10	2-6	2-2	4	1	14	4	2	1	1	37
Levi Randolph	2-9	1-3	2-6	5	1	7	0	1	0	0	30
Andrew Steele	2-6	1-1	0-0	5	4	5	1	0	0	0	28
Charles Hankerson	1-3	0-1	0-0	0	1	2	1	0	0	0	9
Ben Eblen	0-0	0-0	0-0	1	0	0	0	0	0	1	4
Nick Jacobs	2-3	0-0	0-0	3	2	4	0	0	0	0	18
Rodney Cooper	0-1	0-1	0-0	0	4	0	0	0	0	0	4
Team Rebounds				3							
Totals	**22-48**	**7-17**	**6-12**	**32**	**18**	**57**	**9**	**9**	**4**	**5**	**200**
	.458	**.412**	**.500**								

#19 CREIGHTON	fg-a	3fg-a	ft-a	reb	pf	pts	ast	to	blk	stl	min
Doug McDermott	6-12	1-2	3-4	10	1	16	0	2	1	0	37
Gregory Echenique	3-8	0-0	0-3	5	2	6	0	0	1	0	26
Grant Gibbs	4-6	1-2	1-2	6	2	10	4	1	0	1	38
Jahenns Manigat	2-5	2-5	0-0	2	2	6	1	0	0	0	17
Antoine Young	1-5	0-1	0-0	1	2	2	5	2	0	0	31
Austin Chatman	1-1	0-0	0-0	0	0	2	2	0	0	0	9
Josh Jones	2-5	2-4	1-4	1	1	7	2	0	0	2	23
Avery Dingman	0-1	0-1	0-0	1	0	0	0	1	0	0	2
Will Artino	0-1	0-0	0-0	2	1	0	0	0	0	0	3
Ethan Wragge	3-6	3-6	0-0	2	0	9	0	1	1	1	14
Team Rebounds				1							
Totals	**22-50**	**9-21**	**5-13**	**31**	**11**	**58**	**14**	**7**	**3**	**4**	**200**
	.440	**.429**	**.385**								

Officials: Patrick Driscoll, Michael Irving, D.J. Carstensen.
Technical Fouls: None. Attendance: 16,422.

Team	1st	2nd	Total	1stFG%	2ndFG%	Total%	Deadball
Alabama	30	27	57	.478	.440	.458	2,1
#19 Creighton	23	35	58	.346	.542	.440	2

2012

#19 Creighton (29-6)	**73**
#4 North Carolina (31-5)	**87**

NCAA Tournament Third Round

March 18, 2012 — Greensboro Coliseum — Greensboro, N.C.

Defining Moment: Leading 10 points early in the second half, North Carolina went on a 9-0 run to put Creighton away.
Key Stat: John Henson returned from a wrist injury and had 13 points, 10 rebounds and four blocked shots.

#19 CREIGHTON	fg-a	3fg-a	ft-a	reb	pf	pts	ast	to	blk	stl	min
Doug McDermott	8-19	1-4	3-4	9	3	20	1	3	0	1	35
Gregory Echenique	6-9	0-0	0-1	6	2	12	0	1	2	0	27
Grant Gibbs	0-4	0-0	2-2	10	2	2	4	1	1	2	32
Jahenns Manigat	2-4	2-4	2-2	1	3	8	1	0	0	1	23
Antoine Young	4-12	0-0	2-3	1	2	10	4	2	0	2	31
Austin Chatman	0-2	0-0	0-0	0	2	0	1	1	0	0	12
Taylor Stormberg	0-0	0-0	0-0	0	0	0	0	0	0	0	1
Josh Jones	4-8	2-3	0-0	2	2	10	0	0	0	0	16
Ross Ferrarini	0-0	0-0	0-0	0	0	0	0	0	0	0	1
Matthew Dorwart	0-0	0-0	0-0	0	0	0	0	0	0	0	1
Avery Dingman	1-2	0-1	0-0	2	0	2	0	0	0	1	5
Will Artino	0-0	0-0	0-0	1	0	0	0	0	0	0	1
Ethan Wragge	3-8	3-8	0-0	2	2	9	0	1	0	0	15
Team Rebounds				1							
Totals	**28-68**	**8-20**	**9-12**	**35**	**18**	**73**	**11**	**9**	**3**	**7**	**200**
	.412	**.400**	**.750**								

#4 N. CAROLINA	fg-a	3fg-a	ft-a	reb	pf	pts	ast	to	blk	stl	min
John Henson	5-13	0-0	3-3	10	1	13	2	1	4	1	28
Harrison Barnes	7-19	3-6	0-0	5	1	17	0	1	0	1	31
Tyler Zeller	4-7	0-0	3-3	6	3	11	0	0	1	0	25
Kendall Marshall	7-8	1-2	3-6	4	1	18	11	4	1	0	36
Reggie Bullock	5-7	3-5	0-2	8	1	13	2	1	0	0	32
Stilman White	0-0	0-0	2-2	0	0	2	1	1	0	0	5
Desmond Hubert	0-0	0-0	0-0	1	0	0	0	1	0	0	1
P.J. Hairston	1-3	1-3	1-2	4	0	4	0	0	0	0	16
Jackson Simmons	0-0	0-0	0-0	0	0	0	0	0	0	0	0+
Justin Watts	0-0	0-0	0-0	1	0	0	0	0	0	0	2
Patrick Crouch	0-0	0-0	0-0	0	0	0	0	0	0	0	0+
James Michael McAdoo	4-8	0-0	1-1	4	1	9	0	0	3	2	24
Team Rebounds				1							
Totals	**33-65**	**8-16**	**13-19**	**44**	**8**	**87**	**16**	**9**	**9**	**4**	**200**
	.508	**.500**	**.684**								

Officials: Patrick Driscoll, Michael Stuart, Thomas O'Neill.
Technical Fouls: John Henson (1). Attendance: 18,722.

Team	1st	2nd	Total	1stFG%	2ndFG%	Total%	Deadball
#19 Creighton	35	38	73	.375	.464	.412	1
#4 N. Carolina	43	44	87	.545	.469	.508	1

2013 NCAA Tournament

Standing (l-r): Jeff Vanderloo, Tyler Glidden, Don Vandenberge, Steve Lutz, Grant Gibbs, Doug McDermott, Gregory Echenique, Geoffrey Groselle, Will Artino, Mogboluwaga Oginni, Ethan Wragge, Darian DeVries, Brian Kooienga, Steve Merfeld, Len Gordy. Sitting (l-r): Andre Yates, Joe Kelling, Nevin Johnson, Alex Olsen, Avery Dingman, Greg McDermott, Austin Chatman, Taylor Stormberg, Jahenns Manigat, Isaiah Zierden, Josh Jones.

Missouri Valley Conference Champions 28-8 Overall, 13-5 MVC (1st)

Creighton won its first outright MVC title since 2000-01 and record 12th MVC Tournament title ... The seventh-seeded Bluejays defeated Cincinnati in the second round of the NCAA Tournament before falling to second-seeded Duke ... Doug McDermott set CU records for points in a season and career points while repeating as MVC Player of the Year and MVC Tournament MVP ... McDermott was also named a First Team All-American by the *Associated Press*, USBWA, NABC and *Basketball Times* and finished the season leading the nation in points scored and field goals made ... Grant Gibbs led the MVC in assists for a second straight year and was named Honorable Mention All-MVC along with teammate Gregory Echenique ... Creighton's 57 wins were its most ever for a two-year span and its 80 victories its most for a three-year span ... Creighton won NCAA Tournament games in consecutive seasons for the first time ... Creighton finished the year ranked sixth nationally with a Valley-record average home attendance of 17,155 ... Creighton announced on March 20 that it would leave the MVC to join the BIG EAST Conference, effective July 1.

Creighton won regular-season and tournament league titles in its final season in the Missouri Valley Conference.

2013

Cincinnati (22-12)	63
#22 Creighton (28-7)	67

NCAA Tournament Second Round
March 22, 2013 — Wells Fargo Center — Philadelphia, Pa.

Defining Moment: Creighton scored the final six points of the first half to lead 32-27 at intermission and would not trail again as the Jays picked up wins in consecutive NCAA Tournament for the first time.
Key Stat: Creighton made 22-of-25 free throws, including 11-of-12 in the final two minutes, while the Bearcats were 4-of-9 at the line.

CINCINNATI	fg-a	3fg-a	ft-a	reb	pf	pts	ast	to	blk	stl	min
Titus Rubles	5-12	0-3	1-1	8	2	11	2	2	1	4	30
Cheikh Mbodj	1-4	0-0	0-0	3	3	2	0	1	1	0	19
Cashmere Wright	6-14	3-7	0-1	4	0	15	6	0	0	0	35
Sean Kilpatrick	7-16	2-6	3-4	3	3	19	2	2	0	1	38
JaQuon Parker	0-3	0-2	0-0	1	2	0	2	0	0	1	25
Shaquille Thomas	6-9	0-0	0-3	4	3	12	0	1	0	1	23
Justin Jackson	1-3	0-0	0-0	4	5	2	0	3	2	2	22
Ge'Lawn Guyn	1-2	0-1	0-0	0	1	2	0	0	0	0	3
Jermaine Sanders	0-1	0-1	0-0	1	1	0	0	0	0	0	2
David Nyarsuk	0-0	0-0	0-0	0	1	0	0	0	0	0	3
Team Rebounds				3	1						
Totals	**27-64**	**5-20**	**4-9**	**31**	**22**	**63**	**12**	**9**	**4**	**9**	**200**
	.422	**.250**	**.444**								

#22 CREIGHTON	fg-a	3fg-a	ft-a	reb	pf	pts	ast	to	blk	stl	min
Doug McDermott	7-15	2-4	11-11	11	1	27	1	5	0	0	36
Gregory Echenique	5-7	0-0	3-3	7	2	13	0	1	1	1	28
Austin Chatman	1-5	1-2	5-7	2	1	8	2	3	0	1	37
Grant Gibbs	1-3	0-0	3-4	4	2	5	4	5	0	0	37
Jahenns Manigat	1-6	0-4	0-0	4	3	2	7	2	0	0	38
Andre Yates	0-1	0-0	0-0	0	0	0	1	0	1	0	3
Avery Dingman	0-0	0-0	0-0	1	1	0	0	0	0	0	5
Ethan Wragge	4-5	4-5	0-0	1	1	12	1	0	0	0	16
Team Rebounds				2							
Totals	**19-42**	**7-15**	**22-25**	**32**	**11**	**67**	**16**	**16**	**2**	**2**	**200**
	.452	**.467**	**.880**								

Officials: Doug Sirmons, Darron George, Tommy Nunez Jr.
Technical Fouls: Cincinnati bench (1). **Attendance:** 20,125 (sellout).

Team	1st	2nd	Total	1stFG%	2ndFG%	Total%	Deadball
Cincinnati	27	36	63	.364	.484	.422	3
#22 Creighton	32	35	67	.632	.304	.452	2

2013

#22 Creighton (28-8)	50
#6 Duke (29-5)	66

NCAA Tournament Third Round
March 24, 2013 — Wells Fargo Center — Philadelphia, Pa.

Defining Moment: Duke held Creighton to one field goal in a six-minute stretch early the second half to build a nine-point lead.
Key Stat: Creighton had season-lows for points (50), three-pointers (2), field goal percentage (.302) and three-point percentage (.105).

#22 CREIGHTON	fg-a	3fg-a	ft-a	reb	pf	pts	ast	to	blk	stl	min
Doug McDermott	4-16	1-4	12-12	9	5	21	0	3	0	0	35
Gregory Echenique	4-7	0-0	1-3	6	4	9	0	1	2	1	28
Austin Chatman	2-11	1-6	2-2	3	1	7	1	0	0	0	38
Grant Gibbs	4-7	0-1	0-0	5	5	8	4	2	0	0	28
Jahenns Manigat	1-7	0-4	0-0	2	4	2	2	3	0	0	33
Taylor Stormberg	0-0	0-0	0-0	0	0	0	0	0	0	0	1
Andre Yates	0-1	0-1	0-0	0	1	0	0	0	0	0	2
Avery Dingman	0-0	0-0	0-0	0	0	0	0	0	0	0	1
Nevin Johnson	0-1	0-1	0-0	0	0	0	0	0	0	0	2
Will Artino	0-0	0-0	0-0	0	0	0	0	0	0	0	1
Ethan Wragge	1-1	0-0	1-1	0	2	3	0	1	0	1	14
Alex Olsen	0-0	0-0	0-0	1	0	0	0	0	0	0	1
Team Rebounds				3							
Totals	**16-53**	**2-19**	**16-18**	**33**	**26**	**50**	**9**	**10**	**2**	**2**	**200**
	.302	**.105**	**.889**								

#6 DUKE	fg-a	3fg-a	ft-a	reb	pf	pts	ast	to	blk	stl	min
Mason Plumlee	4-7	0-0	2-3	5	5	10	1	2	1	2	27
Ryan Kelly	0-5	0-1	1-2	4	4	1	2	1	1	1	28
Quinn Cook	2-8	0-3	3-4	5	1	7	6	2	0	1	33
Rasheed Sulaimon	5-9	3-5	8-10	5	0	21	0	0	0	0	30
Seth Curry	5-15	2-9	5-6	4	2	17	0	2	0	2	36
Tyler Thornton	2-2	2-2	2-3	6	0	8	0	0	1	1	23
Alex Murphy	0-0	0-0	0-0	0	0	0	0	0	0	0	1
Josh Hairston	0-2	0-0	0-0	5	5	0	0	2	0	0	10
Amile Jefferson	1-1	0-0	0-0	2	3	2	0	0	1	0	11
Marshall Plumlee	0-0	0-0	0-0	0	0	0	0	0	0	0	1
Team Rebounds				2							
Totals	**19-49**	**7-20**	**21-28**	**38**	**20**	**66**	**9**	**9**	**4**	**7**	**200**
	.388	**.350**	**.750**								

Officials: Doug Sirmons, Edward Corbett, Darron George
Technical Fouls: None. **Attendance:** 20,125 (sellout).

Team	1st	2nd	Total	1stFG%	2ndFG%	Total%	Deadball
#22 Creighton	23	27	50	.286	.320	.302	1
#6 Duke	29	37	66	.370	.409	.388	4

2014 NCAA Tournament

Standing (l-r): Grant Gibbs, Alex Olsen, Doug McDermott, Zach Hanson, Mogboluwaga Oginni, Geoffrey Groselle, Will Artino, Toby Hegner, Ethan Wragge, Avery Dingman. Sitting (l-r): Steven Ferrarini, Eric Roberts, Jahenns Manigat, Isaiah Zierden, Austin Chatman, Darian Harris, Devin Brooks, John Burns, James Milliken, Tyler Clement.

27-8 Overall, 14-4 BIG EAST (2nd)

Creighton's first season in the BIG EAST saw the team finish as runner-up in the regular-season, as well as the league tournament ... The third-seeded Bluejays defeated Louisiana in the second round of the NCAA Tournament before falling to sixth-seeded Baylor ... Doug McDermott broke his own CU record for points in a season and finished his career as the fifth-leading scorer in NCAA history with 3,150 points ... McDermott swept 14 National Player of the Year awards while leading the nation in scoring and appearing on the cover of *Sports Illustrated* ... Creighton made a then-BIG EAST and school record with 21 three-pointers in a 96-68 romp at No. 4 Villanova, including nine treys from Ethan Wragge and three-pointers on its first nine possessions ... All four seniors -- McDermott, Wragge, Jahenns Manigat and Grant Gibbs -- went on to play professionally, with McDermott being drafted 11th overall by the Denver Nuggets and traded that same night to Chicago ... Creighton's 107 wins were its most ever for a four-year span and its 84 victories its most for a three-year span ... Creighton won an NCAA Tournament game for a third consecutive season ... Creighton finished the year ranked fifth nationally with an average home attendance of 17,896 and led the nation in three-pointers made, three-point percentage and assist/turnover ratio.

Creighton's 2014 senior class combined to score 5,964 with the Bluejays, including 3,150 from consensus National Player of the Year Doug McDermott.

2014 — **Louisiana (23-12) 66**
#16 Creighton (27-7) 76

NCAA Tournament Second Round
March 21, 2014 — AT&T Center — San Antonio, Texas

Defining Moment: After Louisiana went ahead 50-46 with 12:15 to play, Creighton answered with a 10-0 run that included a pair of Ethan Wragge three-pointers.
Key Stat: Creighton won its 59th straight game when shooting 50 percent or better from the field.

LOUISIANA	fg-a	3fg-a	ft-a	reb	pf	pts	ast	to	blk	stl	min
Shawn Long	7-15	1-3	0-1	7	4	15	0	1	2	0	23
Elridge Moore	1-4	0-0	0-0	5	1	2	0	1	0	0	26
Bryant Mbamalu	1-12	1-4	4-4	5	4	7	0	1	1	0	34
Elfrid Payton	9-20	1-4	5-9	8	2	24	3	1	2	3	40
Xavian Rimmer	2-5	0-2	1-1	3	2	5	1	0	0	0	32
Steven Wronkoski	0-1	0-1	0-0	0	0	0	2	0	0	0	13
Hayward Register	0-0	0-0	0-0	0	0	0	0	0	0	0	1
Kevin Brown	3-4	1-2	0-0	1	2	7	1	0	0	0	20
JJ Davenport	2-5	00	2-2	5	3	6	1	0	0	0	11
Team Rebounds				2							
Totals	**25-66**	**4-16**	**12-17**	**36**	**18**	**66**	**8**	**4**	**5**	**3**	**200**
	.379	**.250**	**.706**								

#16 CREIGHTON	fg-a	3fg-a	ft-a	reb	pf	pts	ast	to	blk	stl	min
Doug McDermott	13-23	2-4	2-2	12	2	30	2	0	1	0	39
Ethan Wragge	4-8	4-8	0-0	3	2	12	0	0	0	0	31
Austin Chatman	5-9	2-5	4-6	5	3	16	6	2	0	0	36
Grant Gibbs	2-5	0-2	2-6	4	5	6	6	1	1	0	26
Jahenns Manigat	2-4	1-3	1-1	2	1	6	3	0	0	0	36
Devin Brooks	0-3	0-1	0-0	1	0	0	1	1	0	0	8
Avery Dingman	2-2	0-0	0-0	2	1	4	0	1	0	0	14
Will Artino	0-0	0-0	2-6	2	3	2	0	1	1	0	10
Team Rebounds				5							
Totals	**28-54**	**9-23**	**11-21**	**36**	**17**	**76**	**18**	**6**	**3**	**0**	**200**
	.519	**.391**	**.524**								

Officials: Tony Greene, Jerry Heater, Byron Jarrett
Technical Fouls: None. **Attendance**: 12,663

Team	1st	2nd	Total	1stFG%	2ndFG%	Total%	Deadball
Louisiana	33	33	66	.361	.400	.379	2,1
#16 Creighton	39	37	76	.485	.571	.519	6,1

2014 — **#23 Baylor (26-11) 85**
#16 Creighton (27-8) 55

NCAA Tournament Third Round
March 23, 2014 — AT&T Center — San Antonio, Texas

Defining Moment: Baylor made its first five attempts from three-point range, while Creighton started 0-for-5 from deep.
Key Stat: Baylor's 61.1 percent from three-point range was a season-best, while Creighton's 20.8 percent from deep was a season-low.

#23 BAYLOR	fg-a	3fg-a	ft-a	reb	pf	pts	ast	to	blk	stl	min
Royce O'Neale	3-4	2-2	2-2	5	1	10	8	2	0	2	29
Cory Jefferson	5-8	0-1	4-7	4	1	14	0	1	1	0	31
Isaiah Austin	7-11	0-2	3-6	4	2	17	3	0	2	0	30
Kenny Chery	4-9	4-5	2-2	4	2	14	3	2	0	0	31
Brady Heslip	6-8	5-7	0-0	1	0	17	3	0	0	0	32
Rico Gathers	3-4	0-0	0-0	9	2	6	0	1	0	0	16
Gary Franklin	0-0	0-0	0-0	0	2	0	2	2	0	0	13
John Heard	0-0	0-0	0-0	0	0	0	0	0	0	0	2
Logan Lowery	1-1	0-0	1-2	0	0	3	0	0	0	0	3
Ish Wainright	1-1	0-0	0-0	0	0	2	0	0	0	0	3
Taurean Prince	0-1	0-1	2-2	1	1	2	0	0	0	0	10
Team Rebounds				4							
Totals	**30-47**	**11-18**	**14-21**	**32**	**11**	**85**	**19**	**8**	**3**	**2**	**200**
	.638	**.611**	**.667**								

#16 CREIGHTON	fg-a	3fg-a	ft-a	reb	pf	pts	ast	to	blk	stl	min
Doug McDermott	7-14	0-3	1-2	2	4	15	1	1	0	0	33
Ethan Wragge	2-7	2-6	1-2	3	4	7	0	1	0	0	29
Austin Chatman	5-8	1-4	0-0	3	2	11	1	1	0	0	37
Grant Gibbs	3-7	0-2	2-2	3	4	8	3	3	0	2	26
Jahenns Manigat	1-6	1-6	0-0	1	0	3	2	0	0	1	28
Alex Olsen	0-0	0-0	0-0	0	0	0	0	0	0	0	2
Devin Brooks	1-6	0-2	0-0	4	2	2	4	1	0	1	14
Avery Dingman	1-2	1-1	0-0	3	2	3	0	0	0	0	10
Will Artino	0-1	0-0	1-2	0	0	1	0	0	0	0	5
Zach Hanson	1-3	0-0	0-0	2	1	2	0	1	0	0	13
Geoffrey Groselle	1-1	0-0	1-1	0	0	3	0	0	0	0	3
Team Rebounds				1							
Totals	**22-55**	**5-24**	**6-9**	**22**	**19**	**55**	**11**	**8**	**0**	**4**	**200**
	.400	**.208**	**.667**								

Officials: Karl Hess, Brian Dorsey, Mike Nance
Technical Fouls: None. **Attendance**: 13,431

Team	1st	2nd	Total	1stFG%	2ndFG%	Total%	Deadball
#23 Baylor	40	45	85	.636	.640	.638	3
#16 Creighton	20	35	55	.375	.419	.400	1,2

2017 NCAA Tournament

Standing (l-r): Kobe Paras, Cole Huff, Martin Krampelj, Justin Patton, Toby Hegner, Zach Hanson, Ronnie Harrell Jr., Khyri Thomas. Sitting (l-r): Jordan Scurry, Kaleb Joseph, Maurice Watson Jr., Isaiah Zierden, Marcus Foster, Tyler Clement, Davion Mintz.

25-10 Overall, 10-8 BIG EAST (T-3rd)

Creighton returned to the NCAA Tournament for the fourth time in six seasons, earning a No. 6 seed in its at-large bid ... The Bluejays also appeared in the BIG EAST Tournament title game for the second time in four years ... CU defeated four ranked teams, including road wins over No. 16 Butler and No. 22 Xavier ... Creighton started 13-0, including a win over No. 9 Wisconsin, three wins en route to the Paradise Jam title, and a 77-62 triumph at Nebraska ... Creighton's 18-1 start was its best ever after 19 games before a knee injury point guard Maurice Watson Jr. ... Kansas State transfer Marcus Foster earned First Team All-BIG EAST honors after setting a CU record for points by a newcomer with 638 ... Redshirt freshman center Justin Patton was named BIG EAST Freshman of the Year and turned pro after the season, being drafted No. 16 in the NBA Draft ... Khyri Thomas shared BIG EAST Defensive Player of the Year honors ... Greg McDermott moved into second on Creighton's wins list ... Creighton ranked fifth nationally with 17,413 fans per home game.

2017 — **Rhode Island (25-9) 84**
Creighton (25-10) 72

NCAA Tournament First Round
March 17, 2017 — Golden 1 Center — Sacramento, Calif.

Defining Moment: Rhode Island never trailed, and pulled away with a 16-7 run after Creighton forced the game's only tie at 17-all.
Key Stat: Jeff Dowtin had a career-high 23 points and was 10-for-10 at the line.

RHODE ISLAND	fg-a	3fg-a	ft-a	reb	pf	pts	ast	to	blk	stl	min
Hassan Martin	6-8	0-0	0-1	8	4	12	2	0	1	2	26
Kuran Iverson	6-13	3-8	2-2	4	3	17	3	3	2	0	34
E.C. Matthews	3-12	0-4	10-10	7	0	16	2	1	0	2	30
Jeff Dowtin	6-8	1-2	10-10	5	1	23	0	0	0	1	29
Jared Terrell	3-8	0-3	6-6	5	2	12	1	2	0	2	31
Jarvis Garrett	0-1	0-1	0-0	1	0	0	1	1	0	0	12
Will Leviton	0-0	0-0	0-0	0	0	0	0	0	0	0	1
Cyril Langevine	1-2	0-0	0-0	5	1	2	1	0	0	0	10
Stanford Robinson	1-5	0-2	0-0	3	3	2	1	0	0	1	18
Eric Dadika	0-0	0-0	0-0	0	0	0	0	0	0	0	1
Mike Layssard	0-0	0-0	0-0	0	0	0	0	0	0	0	1
Christion Thompson	0-0	0-0	0-2	0	0	0	0	0	0	0	1
Andre Berry	0-0	0-0	0-0	0	0	0	0	0	0	0	1
Nicole Akele	0-1	0-1	0-0	0	2	0	0	0	0	0	5
Team Rebounds								1			
Totals	**26-58**	**4-21**	**28-31**	**38**	**16**	**84**	**11**	**8**	**3**	**8**	**200**
	.448	**.190**	**.903**								

CREIGHTON	fg-a	3fg-a	ft-a	reb	pf	pts	ast	to	blk	stl	min
Cole Huff	2-5	1-3	0-0	3	0	5	0	0	0	0	22
Justin Patton	3-12	0-1	2-3	7	5	8	0	0	1	0	21
Marcus Foster	6-19	1-7	2-4	4	2	15	1	3	0	0	38
Davion Mintz	1-3	0-1	0-0	1	1	2	1	1	0	0	14
Khyri Thomas	4-8	2-2	0-0	7	2	10	2	1	1	1	34
Ronnie Harrell Jr.	4-7	0-2	7-10	5	2	15	4	4	0	0	24
Jordan Scurry	1-1	1-1	0-0	0	2	3	1	0	0	0	2
Tyler Clement	0-0	0-0	0-0	0	1	0	0	0	0	0	2
Martin Krampelj	1-1	0-0	0-0	0	1	2	0	0	0	0	3
Isaiah Zierden	0-1	0-1	0-0	2	1	0	0	2	0	1	9
Kobe Paras	1-1	1-1	0-0	1	1	3	0	0	0	0	2
Toby Hegner	2-5	1-4	2-2	2	1	7	0	0	1	0	17
Zach Hanson	1-2	0-0	0-0	3	1	2	2	0	0	0	12
Team Rebounds				2							
Totals	**26-65**	**7-23**	**13-19**	**37**	**20**	**72**	**11**	**11**	**3**	**2**	**200**
	.400	**.304**	**.684**								

Officials: Keith Kimble, Bob Staffen, Mark Schnurr
Technical Fouls: None. **Attendance:** 15,833 (sold out)

Team	1st	2nd	Total	1stFG%	2ndFG%	Total%	Deadball
Rhode Island	33	51	84	.406	.500	.448	1
Creighton	26	46	72	.300	.486	.400	4

Creighton reached as high as No. 7 in the country during the 2016-17 season.

Justin Patton was named BIG EAST Freshman of the Year and became a First Round NBA Draft Pick after his lone year on the court with the Bluejays.

2018 NCAA Tournament

Standing (l-r): Mitch Ballock, Martin Krampelj, Manny Suarez, Jacob Epperson, Toby Hegner, Ronnie Harrell Jr., Kaleb Joseph. Sitting (l-r): Khyri Thomas, Jordan Scurry, Marcus Foster, Greg McDermott, Tyler Clement, Davion Mintz, Ty-Shon Alexander.

21-12 Overall, 10-8 BIG EAST (T-3rd)

Creighton returned to the NCAA Tournament for the fifth time in seven seasons, earning a No. 8 seed in its at-large bid ... Creighton defeated four ranked teams, including wins over No. 3 Villanova, No. 19 Seton Hall, No. 20 Northwestern and No. 23 UCLA ... The victory over Villanova matched the highest-ranked team CU had ever beaten, and also was the final loss in 2017-18 for the eventual national champions ... Junior guard Khyri Thomas was a Second Team All-BIG EAST choice and repeated his BIG EAST Defensive Player of the Year honor, then turned pro and was the 38th pick in the NBA Draft by the Philadelphia 76ers before being traded to Detroit ... Senior guard Marcus Foster became the program's first player to be named First Team All-BIG EAST twice after leading the team in scoring ... CU started the season 15-4 before losing rebound leader Martin Krampelj to a torn ACL, then finished 6-8 without him ... Creighton ranked fifth nationally with 17,000 fans per home game.

2018

Kansas State (23-11)	**69**
Creighton (21-12)	**59**

NCAA Tournament First Round

March 16, 2018 — Spectrum Center — Charlotte, N.C.

Defining Moment: Kansas State scored the game's first seven points and never trailed.

Key Stat: Marcus Foster and Khyri Thomas combined for just 14 points after averaging 35.6 points per contest entering the night.

KANSAS STATE	fg-a	3fg-a	ft-a	reb	pf	pts	ast	to	blk	stl	min
Makol Mawien	1-2	1-1	2-2	4	2	5	1	4	2	2	32
Xavier Sneed	3-8	2-5	1-3	6	1	9	1	1	0	1	36
Cartier Diarra	2-4	1-2	2-3	4	5	7	3	1	1	0	17
Kamau Stokes	5-9	1-4	0-2	4	1	11	3	2	0	1	38
Barry Brown	5-13	1-2	7-10	6	1	18	3	3	2	2	38
Mike McGuirl	6-10	3-5	2-3	4	0	17	1	0	0	0	22
Mawdo Sallah	0-0	0-0	0-0	0	0	0	0	0	0	0	1
Brian Patrick	0-0	0-0	0-0	0	0	0	0	0	0	0	1
Mason Schoen	0-0	0-0	0-0	0	0	0	0	0	0	0	1
Amaad Wainright	0-0	0-0	0-2	1	0	0	0	0	0	0	7
Levi Stockard III	1-3	0-0	0-0	2	1	2	0	0	0	0	7
Team Rebounds				4							
Totals	**23-50**	**9-19**	**14-25**	**35**	**11**	**69**	**12**	**11**	**5**	**6**	**200**
	.460	**.474**	**.560**								

CREIGHTON	fg-a	3fg-a	ft-a	reb	pf	pts	ast	to	blk	stl	min
Toby Hegner	5-12	1-6	1-1	7	3	12	1	1	0	0	22
Marcus Foster	2-11	1-7	0-0	5	2	5	2	3	0	1	33
Davion Mintz	4-10	2-2	0-0	5	2	10	3	0	0	0	30
Khyri Thomas	4-9	0-3	1-2	7	4	9	4	2	0	3	37
Mitch Ballock	5-14	4-11	2-2	8	3	16	0	1	0	1	32
Ronnie Harrell Jr.	1-3	0-0	0-0	2	0	2	0	1	2	1	15
Ty-Shon Alexander	1-5	1-4	0-0	4	3	3	1	2	0	0	11
Tyler Clement	0-1	0-1	0-0	1	1	0	1	0	0	0	1
Jordan Scurry	0-0	0-0	0-0	0	0	0	0	0	0	0	1
Kaleb Joseph	0-0	0-0	0-0	0	0	0	0	0	0	0	1
Jacob Epperson	1-3	0-0	0-0	1	3	2	0	3	1	0	16
Manny Suarez	0-0	0-0	0-0	1	0	0	0	0	0	0	1
Team Rebounds				4							
Totals	**23-68**	**9-34**	**4-5**	**45**	**21**	**59**	**12**	**13**	**3**	**6**	**200**
	.338	**.265**	**.800**								

Officials: Pat Driscoll, Eric Curry, Rodrick Dickson
Technical Fouls: None. **Attendance:** 17,943

Team	1st	2nd	Total	1stFG%	2ndFG%	Total%	Deadball
Kansas State	32	37	69	.444	.478	.460	3
Creighton	26	33	59	.344	.333	.338	1

Creighton faced 10 ranked teams during the 2017-18 season, earning wins over No. 20 Northwestern, No. 23 UCLA, No. 19 Seton Hall and No. 3 Villanova.

Senior guard Marcus Foster became Creighton's first player ever to twice be named First Team All-BIG EAST in 2017-18.

2021 NCAA Tournament

Standing (l-r): Damien Jefferson, Denzel Mahoney, Sami Osmani, Antwann Jones, Jacob Epperson, Shereef Mitchell, Christian Bishop, Andrew Merfeld, Nic Zeil, Devin Davis, Ryan Kalkbrenner, Alex O'Connell, Marcus Zegarowski, Mitch Ballock, Jett Canfield.

22-9 Overall, 14-6 BIG EAST (2nd)

Creighton earned a No. 5 seed in the NCAA Tournament and defeated UC Santa Barbara and Ohio to reach the program's first Sweet 16 since 1974 before falling against No. 1 Gonzaga ... Creighton started the season ranked 11th in the preseason polls and climbed as high as 7th (AP) and 5th (Coaches) in the polls the week of January 4th ... Highlighting Creighton's wins were an 86-70 win vs. No. 5 Villanova, three triumphs over BIG EAST newcomer Connecticut and runner-up finishes in the BIG EAST regular-season and tournament ... Junior Marcus Zegarowski was named First Team All-BIG EAST and Honorable Mention All-American before being drafted by the Brooklyn Nets ... COVID-19 protocols minimized crowds and limited non-conference play during the season and led to a post-season bubble in Indianapolis.

A veteran squad finished as runner-up in the BIG EAST in 2020-21 and reached the program's first Sweet 16 since 1974.

2021 — UC Santa Barbara (22-5) 62 / #19 Creighton (21-8) 63

NCAA Tournament First Round
March 20, 2021 — Lucas Oil Stadium — Indianapolis, Ind.

Defining Moment: Christian Bishop made two game-winning free throws with 16.0 seconds left and Creighton held on when Amadou Sow's point-blank lay-up rolled off the rim with two seconds left.
Key Stat: Creighton won its first NCAA Tournament game since 2014 by closing the game with a 11-4 run.

UC SANTA BARBARA	fg-a	3fg-a	ft-a	reb	pf	pts	ast	to	blk	stl	min
Miles Norris	3-9	1-4	6-6	6	1	13	1	0	1	1	33
Amadou Sow	5-8	0-0	2-2	6	5	12	0	1	1	1	25
JaQuori McLaughlin	4-9	2-4	3-5	6	1	13	7	2	1	0	39
Devearl Ramsey	5-11	1-4	0-0	2	2	11	3	0	0	0	35
Brandon Cyrus	2-4	0-2	0-0	4	1	4	0	0	0	0	15
Josh Pierre-Louis	0-3	0-2	0-0	1	3	0	3	2	0	0	12
Ajare Sanni	1-7	1-4	1-2	2	1	4	1	1	0	0	19
Destin Barnes	1-2	0-1	0-0	2	0	2	0	0	0	0	7
Robinson Idehen	1-4	0-0	1-2	7	2	3	0	1	0	0	15
Team Rebounds								2			
Totals	**22-57**	**5-21**	**13-17**	**36**	**16**	**62**	**15**	**9**	**3**	**2**	**200**
	.386	**.238**	**.765**								

#19 CREIGHTON	fg-a	3fg-a	ft-a	reb	pf	pts	ast	to	blk	stl	min
Christian Bishop	6-8	0-0	3-5	11	3	15	0	1	2	1	32
Damien Jefferson	4-11	0-3	0-0	3	3	8	3	0	0	0	37
Marcus Zegarowski	7-11	3-6	0-0	2	1	17	8	6	0	2	38
Mitch Ballock	3-10	1-7	1-1	7	3	8	4	0	1	1	37
Denzel Mahoney	5-14	3-9	0-0	3	1	13	2	0	0	0	29
Shereef Mitchell	1-3	0-0	0-1	1	1	2	1	1	0	0	16
Alex O'Connell	0-0	0-0	0-0	0	0	0	0	0	0	0	3
Ryan Kalkbrenner	0-1	0-0	0-0	1	2	0	0	0	0	0	8
Team Rebounds				2							
Totals	**26-58**	**7-25**	**4-7**	**30**	**14**	**63**	**18**	**8**	**3**	**4**	**200**
	.448	**.280**	**.571**								

Officials: Greg Nixon, Tony Chiazza, Keith Kimble
Technical Fouls: None. **Attendance:** 0

Team	1st	2nd	Total	1stFG%	2ndFG%	Total%	Deadball
UC Santa Barbara	30	32	62	.458	.333	.386	5
#19 Creighton	34	29	63	.438	.462	.448	2,1

2021 — Ohio (17-8) 58 / #19 Creighton (22-8) 72

NCAA Tournament Second Round
March 22, 2021 — Hinkle Fieldhouse — Indianapolis, Ind.

Defining Moment: Creighton went on a 20-5 run to end the first half and led 39-24 at intermission as the Jays clinched their first Sweet 16 bid since 1974.
Key Stat: Ohio star Jason Preston was limited to four points on 1-of-10 shooting.

OHIO	fg-a	3fg-a	ft-a	reb	pf	pts	ast	to	blk	stl	min
Ben Roderick	4-12	2-8	0-0	6	2	10	0	1	0	1	33
Dwight Wilson	5-8	0-0	2-2	9	3	12	0	3	1	1	23
Ben Vander Plas	3-12	1-6	2-4	10	2	9	3	6	0	1	38
Jason Preston	1-10	0-3	2-4	9	0	4	7	4	0	1	40
Lunden McDay	4-14	3-9	0-0	1	4	11	2	0	0	0	32
Miles Brown	0-0	0-0	0-0	0	0	0	0	0	0	0	5
Mark Sears	2-8	1-4	3-4	1	4	8	0	0	0	1	20
Colin Granger	2-2	0-0	0-2	2	2	4	0	0	0	0	9
Team Rebounds				6							
Totals	**21-66**	**7-30**	**9-16**	**44**	**17**	**58**	**12**	**14**	**1**	**5**	**200**
	.318	**.233**	**.563**								

#19 CREIGHTON	fg-a	3fg-a	ft-a	reb	pf	pts	ast	to	blk	stl	min
Christian Bishop	6-7	0-0	0-0	15	3	12	0	2	0	1	32
Damien Jefferson	6-13	1-3	2-2	5	2	15	3	2	0	1	34
Marcus Zegarowski	7-16	4-7	2-2	3	2	20	2	1	1	1	38
Mitch Ballock	3-5	2-3	2-3	5	2	10	5	2	0	2	37
Denzel Mahoney	4-12	1-5	2-2	3	3	11	2	1	0	0	34
Antwann Jones	0-1	0-0	0-0	0	0	0	0	1	0	0	2
Shereef Mitchell	1-4	1-2	1-2	1	3	4	0	0	0	0	10
Alex O'Connell	0-1	0-1	0-0	2	0	0	0	1	0	0	3
Jett Canfield	0-0	0-0	0-0	0	0	0	0	0	0	0	1
Andrew Merfeld	0-0	0-0	0-0	0	0	0	0	0	0	0	0+
Nic Zeil	0-0	0-0	0-0	0	0	0	0	0	0	0	0+
Devin Davis	0-0	0-0	0-0	0	0	0	0	0	0	0	0+
Ryan Kaklbrenner	0-1	0-0	0-2	1	1	0	0	1	1	0	8
Jacob Epperson	0-0	0-0	0-0	0	0	0	0	0	0	0	1
Team Rebounds				4							
Totals	**27-60**	**9-21**	**9-13**	**39**	**16**	**72**	**12**	**11**	**2**	**5**	**200**
	.450	**.429**	**.692**								

Officials: William Ek, Jeb Hartness, Jeff Clark
Technical Fouls: None. **Attendance:** 0

Team	1st	2nd	Total	1stFG%	2ndFG%	Total%	Deadball
Ohio	24	34	58	.313	.324	.318	4
#19 Creighton	39	33	72	.500	.385	.450	1,1

2021 — #19 Creighton (22-9) 65 / #1 Gonzaga (29-0) 83

NCAA Tournament Regional Semifinal
March 28, 2021 — Hinkle Fieldhouse — Indianapolis, Ind.

Defining Moment: Gonzaga started the game on a 9-2 run and the second half on an 8-2 run as it never trailed.
Key Stat: Gonzaga shot 59.6 percent from the field overall and 25-of-33 (75.8 percent) from two-point range.

#19 CREIGHTON	fg-a	3fg-a	ft-a	reb	pf	pts	ast	to	blk	stl	min
Christian Bishop	6-9	0-0	0-2	5	3	12	3	3	0	1	21
Damien Jefferson	3-10	0-3	0-0	5	3	6	2	5	0	3	32
Marcus Zegarowski	7-16	3-7	2-2	3	1	19	2	2	0	1	34
Mitch Ballock	2-9	1-7	0-0	1	0	5	3	0	0	0	32
Denzel Mahoney	6-13	1-5	0-2	5	1	13	1	0	0	0	31
Antwann Jones	0-0	0-0	2-2	1	0	2	0	0	0	0	3
Shereef Mitchell	2-4	0-0	0-0	1	1	4	0	0	0	0	17
Alex O'Connell	1-2	0-0	0-0	1	1	2	0	0	0	0	5
Jett Canfield	0-1	0-0	0-0	1	1	0	0	0	0	0	3
Sami Osmani	0-1	0-1	0-0	0	0	0	0	0	0	0	1
Nic Zeil	0-0	0-0	0-0	0	0	0	0	0	0	1	2
Devin Davis	0-0	0-0	0-0	0	0	0	0	0	0	0	1
Ryan Kalkbrenner	1-4	0-0	0-0	2	1	2	0	0	0	2	16
Jacob Epperson	0-0	0-0	0-0	0	0	0	0	0	0	1	2
Team Rebounds				3				1			
Totals	**28-69**	**5-23**	**4-8**	**28**	**12**	**65**	**11**	**11**	**0**	**9**	**200**
	.406	**.217**	**.500**								

#1 GONZAGA	fg-a	3fg-a	ft-a	reb	pf	pts	ast	to	blk	stl	min
Drew Timme	10-14	0-1	2-3	6	3	22	4	4	0	0	27
Corey Kispert	5-8	2-3	0-0	7	2	12	1	1	1	2	34
Jalen Suggs	3-7	0-2	3-3	5	0	9	6	6	0	2	34
Andrew Nembhard	7-9	3-5	0-0	4	2	17	8	1	0	0	36
Joel Ayayi	5-13	3-10	0-0	8	2	13	1	2	0	0	34
Julian Strawther	0-0	0-0	0-0	0	0	0	0	0	0	0	3
Aaron Cook	1-3	1-3	0-0	2	0	3	1	1	0	0	11
Oumar Ballo	0-0	0-0	0-0	0	1	0	0	0	0	0	2
Anton Watson	3-3	0-0	1-4	2	2	7	2	1	0	1	16
Ben Gregg	0-0	0-0	0-0	0	0	0	0	0	1	0	1
Dominick Harris	0-0	0-0	0-0	0	0	0	0	0	0	0	2
Team Rebounds				1							
Totals	**34-57**	**9-24**	**6-10**	**35**	**12**	**83**	**23**	**16**	**2**	**5**	**200**
	.596	**.375**	**.600**								

Officials: Michael Greenstein, Marques Pettigrew, Doug Sirmons
Technical Fouls: None. **Attendance:** 0

Team	1st	2nd	Total	1stFG%	2ndFG%	Total%	Deadball
#19 Creighton	33	32	65	.395	.419	.406	4
#1 Gonzaga	43	40	83	.607	.586	.596	3,2

2022 NCAA Tournament

Standing (l-r): Ryan Miller, Steve Merfeld, John McKew, Jalen Courtney-Williams, Alex O'Connell, Ryan Hawkins, Arthur Kaluma, Modestas Kancleris, Ryan Kalkbrenner, KeyShawn Feazell, Mason Miller, Zander Yates, Sami Osmani, Len Gordy, Jeff Vanderloo, Alan Huss, Jeremy Anderson. Sitting (l-r): Ben McNair, Corey Edwards, Devin Davis, Trey Alexander, Ryan Nembhard, Greg McDermott, Rati Andronikashvili, John Christofilis, Shereef Mitchell, Lucas Vargas, Casey Matthews.

23-12 Overall, 12-7 BIG EAST (4th)

Despite having to replace all five starters from its Sweet 16 team, a top-10 recruiting class helped Creighton return to the NCAA Tournament ... The Bluejays started the season 7-1, including a 77-69 win at Nebraska and a 66-64 buzzer-beating win six days later against Southern Illinois at the Paradise Jam ... CU opened BIG EAST play with a 79-59 win over No. 9 Villanova, a team that would eventually reach the Final Four ... The Bluejays opened 2022 with a 75-69 double-overtime win on New Year's Day at Marquette ... Creighton owned top-25 wins over UConn (twice), BYU and Providence ... Division II transfer Ryan Hawkins led CU in scoring (13.8) and rebounding (7.8) in his lone year in the program ... Ryan Kalkbrenner took home BIG EAST Defensive Player of the Year accolades after averaging 2.6 blocked shots per game ... Three Bluejays were named to the BIG EAST's All-Freshman Team -- Trey Alexander, Arthur Kaluma and BIG EAST Freshman of the Year Ryan Nembhard ... Creighton fell 54-48 to No. 8 Villanova in the BIG EAST Tournament title game and had its season end at the hands of eventual national champion Kansas, 79-72, in the Second Round of the NCAA Tournament in Fort Worth, Texas.

Creighton pushed eventual national champion Kansas to the brink in the Second Round of the 2022 NCAA Tournament.

2022 — Creighton (23-11) 72; San Diego State (23-9) 69 (OT)

NCAA Tournament First Round

March 17, 2022 — Dickies Arena — Fort Worth, Texas

Defining Moment: Creighton trailed 62-53 with 2:30 left before a 9-0 run to end regulation. CU then ended overtime on a 6-0 run to pull out the comeback win.

Key Stat: Freshman Trey Alexander scored a career-high 18 points, including the game-tying basket with 11 seconds left in regulation and the go-ahead three-point play with 1:08 left in overtime.

CREIGHTON	fg-a	3fg-a	ft-a	reb	pf	pts	ast	to	blk	stl	min
Arthur Kaluma	3-10	1-6	5-6	6	4	12	1	5	0	1	44
Ryan Hawkins	4-11	0-3	2-3	8	2	10	1	6	0	3	45
Ryan Kalkbrenner	5-8	0-0	6-6	10	1	16	3	0	0	1	40
Alex O'Connell	6-11	1-3	2-3	8	5	15	2	3	0	1	41
Trey Alexander	7-15	0-2	4-5	4	4	18	5	4	0	2	29
KeyShawn Feazell	0-0	0-0	1-2	0	1	0	1	2	0	0	0
Rati Andronikashvili	0-1	0-0	0-0	3	1	0	1	2	0	0	20
Team Rebounds				2							
Totals	**25-56**	**2-14**	**20-24**	**41**	**17**	**72**	**14**	**20**	**0**	**9**	**225**
	.446	**.143**	**.833**								

SAN DIEGO STATE	fg-a	3fg-a	ft-a	reb	pf	pts	ast	to	blk	stl	min
Keshad Johnson	3-5	0-2	0-0	2	1	6	2	1	1	1	26
Nathan Mensah	0-1	0-0	0-0	2	5	0	0	0	2	0	13
Matt Bradley	6-19	0-5	4-7	8	4	16	3	4	1	0	35
Trey Pulliam	6-14	2-2	0-2	3	1	14	3	5	0	2	37
Lamont Butler	1-2	1-2	0-0	6	4	3	2	2	0	0	17
Adam Seiko	2-5	1-4	0-0	2	0	5	0	2	0	1	28
Chad Baker-Mazara	5-8	1-2	6-7	3	1	17	1	1	0	0	17
Tahirou Diabate	1-2	0-0	0-0	1	2	2	1	0	1	0	11
Joshua Tomaic	0-1	0-1	0-0	1	1	0	0	0	0	0	10
Aguek Arop	3-7	0-1	0-1	2	1	6	2	0	1	3	31
Team Rebounds				12				1			
Totals	**27-64**	**5-19**	**10-17**	**32**	**20**	**69**	**14**	**16**	**6**	**7**	**225**
	.422	**.263**	**.588**								

Officials: Vlad Voyard-Tadal, Brent Hampton, Brian Dorsey
Technical Fouls: None. **Attendance:** 10,560

Team	1st	2nd	OT	Total	1stFG%	2ndFG%	Total%	Deadball
Creighton	30	32	10	72	.417	.400	.446	1,2
San Diego State	37	25	7	69	.452	.385	.422	2,1

2022 — Creighton (23-12) 72; #3 Kansas (30-6) 79

NCAA Tournament Second Round

March 19, 2022 — Dickies Arena — Fort Worth, Texas

Defining Moment: Creighton had the ball with a minute left and down by one point before a turnover led to a breakaway dunk from Ochai Agbaji started a game-ending 6-0 run by the Jayhawks.

Key Stat: Remy Martin had 20 points to help KU own a 25-0 advantage in bench points against a short-handed Bluejay line-up that was without starters Ryan Kalkbrenner and Ryan Nembhard.

CREIGHTON	fg-a	3fg-a	ft-a	reb	pf	pts	ast	to	blk	stl	min
KeyShawn Feazell	2-5	0-1	0-0	4	3	4	1	1	0	1	19
Arthur Kaluma	8-19	4-10	4-6	12	4	24	3	1	1	1	40
Ryan Hawkins	5-13	3-6	1-1	6	4	14	2	1	1	0	40-
Alex O'Connell	3-9	3-8	7-8	2	0	16	3	2	1	2	38
Trey Alexander	3-11	2-3	6-6	3	2	14	9	3	0	1	40
Rati Andronikashvili	0-2	0-0	0-0	1	3	0	0	0	0	1	23
Sami Osmani	0-0	0-0	0-0	0	0	0	0	0	0	0	0+
Devin Davis	0-0	0-0	0-0	0	0	0	0	0	0	0	0+
Modestas Kancleris	0-0	0-0	0-0	0	0	0	0	0	0	0	0+
Team Rebounds				3							
Totals	**21-59**	**12-28**	**18-21**	**31**	**16**	**72**	**18**	**8**	**3**	**6**	**200**
	.356	**.429**	**.857**								

#3 KANSAS	fg-a	3fg-a	ft-a	reb	pf	pts	ast	to	blk	stl	min
Jalen Wilson	5-14	0-3	4-4	14	4	14	0	0	1	0	32
David McCormack	2-8	0-0	3-3	6	2	7	1	1	2	2	25
Christian Braun	5-9	1-2	2-2	8	1	13	4	2	1	1	38
Dajuan Harris	1-4	1-2	2-2	1	2	5	2	0	0	0	18
Ochai Agbaji	5-14	1-3	4-5	8	4	15	3	1	1	2	34
Remy Martin	7-14	2-5	4-4	7	3	20	4	1	1	0	29
Mitch Lightfoot	0-0	0-0	0-0	1	1	0	0	0	1	0	8
Joseph Yesufu	0-0	0-0	0-0	0	1	0	0	2	0	0	3
KJ Adams Jr.	0-1	0-0	-0	0	0	0	0	0	0	0	4
Jalen Coleman-Lands	2-2	1-1	0-0	1	3	5	0	0	0	0	9
Team Rebounds				1							
Totals	**27-66**	**6-16**	**19-20**	**47**	**21**	**79**	**14**	**7**	**7**	**5**	**200**
	.409	**.375**	**.950**								

Officials: Jeff Anderson, Tony Padilla, Lamar Simpson
Technical Fouls: None. **Attendance:** 12,976

Team	1st	2nd	Total	1stFG%	2ndFG%	Total%	Deadball
Creighton	38	34	72	.375	.333	.356	1,1
#3 Kansas	39	40	79	.412	.406	.409	1

2023 NCAA Tournament

Standing (l-r): John McKew, Steve Merfeld, Alan Huss, Ryan Miller, Evan Young, Sami Osmani, Zander Yates, Baylor Scheierman, Ryan Kalkbrenner, Fredrick King, Mason Miller, Jasen Green, Francisco Farabello, Jalen Courtney-Williams, Trey Zeigler, Jeremy Anderson. Sitting (l-r): Ben McNair, Lucas Vargas, John Christofilis, Ryan Nembhard, Trey Alexander, Greg McDermott, Arthur Kaluma, Shereef Mitchell, Ben Shtolzberg, Casey Matthews, Jeff Vanderloo.

24-13 Overall, 14-6 BIG EAST (3rd)

Creighton returned to the Elite Eight for the first time since 1941, only to have its Final Four dreams dashed on a hand check foul called with 1.2 seconds left in a tie game against San Diego State ... The favorite to win the BIG EAST, CU was ranked ninth in the preseason *Associated Press* poll ... The Bluejays started the season 6-0, including a pair of top-25 wins to open the Maui Invitational, then lost six games in a row ... After starting BIG EAST play 3-3, the Bluejays reeled off eight consecutive victories ... Creighton reached the Elite Eight thanks to comfortable NCAA Tournament wins over NC State (72-63), Baylor (85-76) and Princeton (86-75) ... Ryan Kalkbrenner was named First Team All-BIG EAST and repeated as BIG EAST Defensive Player of the Year ... Trey Alexander and Baylor Scheierman both picked up Honorable Mention All-BIG EAST acclaim ... Creighton tied a program record by earning six top-25 victories, including a win over eventual national champion Connecticut ... The Bluejays ended the season ranked 12th in the *USA Today* Coaches poll and 14th in the NET.

Creighton boasted one of the nation's best starting lineups in 2022-23, featuring (clockwise from top left) Arthur Kaluma, Baylor Scheierman, Ryan Kalkbrenner, Trey Alexander and Ryan Nembhard.

2023 — NC State (23-11) 63; Creighton (22-12) 72

NCAA Tournament First Round

March. 17, 2023 — Ball Arena — Denver, Colo.

Defining Moment: After NC State used an 11-0 run to go up 37-30, Creighton answered with a 9-0 run of its own to retake the lead.

Key Stat: Ryan Kalkbrenner had 20 of his career-high 31 points in the second half, breaking Doug McDermott's program record for points in an NCAA Tournament game.

NC STATE	fg-a	3fg-a	ft-a	reb	pf	pts	ast	to	blk	stl	min
D.J. Burns Jr.	1-5	0-0	0-0	4	4	2	0	1	0	1	19
Terquavion Smith	12-27	1-5	7-9	2	3	32	1	3	1	1	34
Jarkel Joiner	5-18	0-5	3-4	6	2	13	2	0	0	0	36
Jack Clark	1-6	1-3	0-0	10	0	3	0	0	0	1	39
Casey Morsell	4-6	1-1	0-0	8	4	9	0	1	0	1	35
LJ Thomas	1-1	0-0	0-0	0	0	2	0	0	0	0	2
Breon Pass	0-0	0-0	0-0	1	0	0	0	0	0	0	13
Ebenezer Dowuona	0-1	0-0	2-2	2	4	2	0	0	0	0	16
Ernest Ross	0-0	0-0	0-0	1	1	0	0	1	0	0	6
Team Rebounds				1							
Totals	**24-64**	**3-14**	**12-15**	**35**	**18**	**63**	**3**	**6**	**1**	**4**	**200**
	.375	**.214**	**.800**								

CREIGHTON	fg-a	3fg-a	ft-a	reb	pf	pts	ast	to	blk	stl	min
Arthur Kaluma	2-6	0-3	6-6	9	0	10	4	2	1	0	33
Ryan Kalkbrenner	11-14	1-1	8-9	7	3	31	2	1	3	0	38
Ryan Nembhard	4-9	0-3	2-2	3	3	10	3	0	0	1	38
Trey Alexander	4-12	0-4	1-2	2	2	9	2	2	1	2	37
Baylor Scheierman	4-12	2-8	0-0	6	3	10	4	3	1	0	27
Shereef Mitchell	0-0	0-0	0-0	0	0	0	0	0	0	0	1
Francisco Farabello	1-1	0-0	0-0	2	2	2	0	0	0	0	17
Mason Miller	0-2	0-1	0-0	2	0	0	0	0	0	0	7
Fredrick King	0-0	0-0	0-0	1	1	0	0	0	0	0	2
Team Rebounds				2							
Totals	**26-56**	**3-20**	**17-19**	**34**	**14**	**72**	**15**	**8**	**6**	**3**	**200**
	.464	**.150**	**.895**								

Officials: Tim Clougherty, Eric Curry, Larry Scirotto
Technical Fouls: None. **Attendance:** 19,149 (sold out)

Team	1st	2nd	Total	1stFG%	2ndFG%	Total%	Deadball
NC State	26	37	63	.333	.419	.375	1
Creighton	28	44	72	.407	.517	.464	3,2

2023 — Creighton (23-12) 85; #11 Baylor (23-11) 76

NCAA Tournament Second Round

March. 19, 2023 — Ball Arena — Denver, Colo.

Defining Moment: Creighton used an 8-0 run to build a 20-12 lead and never looked back.

Key Stat: Ryan Nembhard's 30 points were a career-high, while CU's 22-for-22 free throw shooting tied an NCAA Tournament record for free throw percentage.

CREIGHTON	fg-a	3fg-a	ft-a	reb	pf	pts	ast	to	blk	stl	min
Arthur Kaluma	4-5	1-2	2-2	7	4	11	2	4	1	0	26
Ryan Kalkbrenner	4-10	0-0	2-2	7	4	10	0	0	1	0	33
Ryan Nembhard	8-13	4-6	10-10	2	2	30	2	1	0	2	38
Trey Alexander	5-13	1-4	6-6	8	0	17	5	3	0	1	37
Baylor Scheierman	2-8	2-7	2-2	6	1	8	3	3	0	0	37
Shereef Mitchell	0-0	0-0	0-0	1	0	0	0	1	0	0	3
Francisco Farabello	3-6	3-5	0-0	1	2	9	2	1	0	1	21
Fredrick King	0-0	0-0	0-0	1	3	0	0	0	0	0	5
Team Rebounds				1				1			
Totals	**26-55**	**11-24**	**22-22**	**34**	**16**	**85**	**14**	**14**	**2**	**4**	**200**
	.473	**.458**	**1.000**								

#11 BAYLOR	fg-a	3fg-a	ft-a	reb	pf	pts	ast	to	blk	stl	min
Flo Thamba	2-2	0-0	2-2	3	3	6	0	2	2	0	18
Jalen Bridges	5-7	1-2	1-1	6	4	12	0	2	1	1	30
Keyonte George	1-10	0-3	5-6	3	1	7	3	1	1	2	26
LJ Cryer	13-22	4-11	0-1	2	3	30	1	1	0	0	34
Adam Flagler	6-14	0-4	3-5	1	3	15	1	1	0	0	35
Dale Bonner	1-2	0-0	2-4	3	1	4	0	0	0	0	25
Josh Ojianwuna	1-3	0-0	0-0	3	2	2	0	1	1	1	11
Jon. Tchamwa Tchatchoua	0-3	0-2	0-0	1	1	0	0	1	0	0	11
Caleb Lohner	0-0	0-0	0-0	3	3	0	0	1	0	1	10
Team Rebounds				4							
Totals	**29-63**	**5-22**	**13-19**	**29**	**21**	**76**	**5**	**10**	**5**	**5**	**200**
	.460	**.227**	**.684**								

Officials: Eric Curry, Raymond Natili, Paul Szelc
Technical Fouls: None. **Attendance:** 19,229 (sold out)

Team	1st	2nd	Total	1stFG%	2ndFG%	Total%	Deadball
Creighton	39	46	85	.500	.452	.473	1
#11 Baylor	29	47	76	.361	.593	.460	5

Trey Alexander (far left), Francisco Farabello (middle) and Baylor Scheierman (far right).

Ryan Kalkbrenner made 9-of-12 shots and scored 22 points in Creighton's win over Princeton in the Sweet 16.

2023

Princeton (23-9)	75
Creighton (24-12)	86

NCAA Tournament Regional Semifinal

March 24, 2023 — KFC Yum! Center — Louisville, Ky

Defining Moment: Creighton used a 7-0 run to build a 68-52 edge with just over 12 minutes left and led by seven or more the rest of the night.
Key Stat: Ryan Kalkbrenner and Baylor Scheierman became CU's first teammates since 1964 to score 20 points or more in the same NCAA Tournament game.

PRINCETON	fg-a	3fg-a	ft-a	reb	pf	pts	ast	to	blk	stl	min
Caden Pierce	2-5	0-0	0-0	2	3	4	1	0	0	0	25
Tosan Evbuomwan	10-22	2-4	2-2	6	4	24	9	1	0	1	38
Keeshawn Kellman	2-3	0-0	0-0	1	1	4	1	2	0	0	11
Ryan Langborg	11-17	4-7	0-0	3	1	26	1	2	0	2	37
Matt Allocco	2-10	1-3	2-3	6	3	7	0	0	0	0	38
Xaivian Lee	0-0	0-0	1-2	0	0	1	0	0	0	0	3
Jack Scott	0-0	0-0	0-0	0	0	0	0	0	0	0	1
Kondrad Kiszka	0-0	0-0	0-0	0	0	0	0	0	0	0	1
Blake Peters	3-7	2-6	1-3	1	3	9	1	0	0	0	25
Jacob O'Connell	0-0	0-0	0-0	0	0	0	0	0	0	0	1
Philip Byriel	0-0	0-0	0-0	0	0	0	0	0	0	0	1
Zach Martini	0-1	0-1	0-0	5	2	0	0	0	0	0	19
Team Rebounds				2							
Totals	**30-65**	**9-21**	**6-10**	**26**	**17**	**75**	**13**	**5**	**0**	**3**	**200**
	.462	**.429**	**.600**								

CREIGHTON	fg-a	3fg-a	ft-a	reb	pf	pts	ast	to	blk	stl	min
Arthur Kaluma	3-7	0-3	4-6	6	2	10	1	2	1	0	31
Ryan Kalkbrenner	9-12	0-0	4-4	5	1	22	2	2	1	0	34
Ryan Nembhard	4-10	0-4	1-2	4	3	9	8	4	0	0	31
Trey Alexander	6-11	3-7	4-4	4	1	19	2	2	0	2	36
Baylor Scheierman	8-11	5-7	0-0	9	2	21	4	2	0	0	38
Ben Shtolzberg	0-0	0-0	0-0	1	1	0	0	0	0	0	1
Shereef Mitchell	0-0	0-0	0-0	1	0	0	0	0	0	0	2
Francisco Farabello	1-3	1-3	0-0	3	1	3	1	0	0	0	20
Zander Yates	0-0	0-0	0-0	0	0	0	0	0	0	0	0+
Mason Miller	0-0	0-0	0-0	0	0	0	0	0	0	0	1
Sami Osmani	0-0	0-0	0-0	0	0	0	0	0	0	0	1
Evan Young	0-0	0-0	0-0	0	0	0	0	0	0	0	0+
Fredrick King	1-1	0-0	0-0	3	0	2	0	0	2	0	5
Team Rebounds				1				1			
Totals	**32-55**	**9-24**	**13-16**	**37**	**11**	**86**	**18**	**13**	**4**	**2**	**200**
	.582	**.375**	**.813**								

Officials: Pat Driscoll, D.J. Carstensen, Byron Jarrett
Technical Fouls: None. **Attendance:** 20,289 (sold out)

Team	1st	2nd	Total	1stFG%	2ndFG%	Total%	Deadball
Princeton	43	32	75	.514	.393	.462	2
Creighton	47	39	86	.621	.538	.582	0

2023

Creighton (24-13)	56
#18 San Diego State (31-6)	57

NCAA Tournament Regional Final

March 26, 2023 — KFC Yum! Center — Louisville, Ky

Defining Moment: After Creighton tied the game on a steal and lay-up by Baylor Scheierman with 32.4 seconds left, San Diego State won the game when Darrion Trammell made the second of two free throws with 1.2 seconds left.
Key Stat: Creighton's 23 second half points and 11.8 percent shooting from three-point range were both season-lows.

CREIGHTON	fg-a	3fg-a	ft-a	reb	pf	pts	ast	to	blk	stl	min
Arthur Kaluma	4-8	1-3	3-4	5	2	12	1	2	0	1	37
Ryan Kalkbrenner	8-17	0-1	1-1	6	2	17	0	2	2	0	37
Ryan Nembhard	3-8	0-3	1-1	4	3	7	1	3	0	1	35
Trey Alexander	4-11	0-5	0-0	5	4	8	2	1	0	0	37
Baylor Scheierman	3-10	1-4	5-5	9	0	12	4	1	0	1	38
Shereef Mitchell	0-0	0-0	0-0	0	0	0	0	0	0	0	4
Francisco Farabello	0-0	0-0	0-0	1	0	0	1	0	0	0	6
Mason Miller	0-1	0-1	0-0	0	0	0	0	0	0	0	3
Fredrick King	0-0	0-0	0-0	2	0	0	0	0	0	0	3
Team Rebounds				5				1			
Totals	**22-55**	**2-17**	**10-11**	**37**	**11**	**56**	**9**	**10**	**2**	**3**	**200**
	.400	**.118**	**.909**								

#18 SAN DIEGO ST.	fg-a	3fg-a	ft-a	reb	pf	pts	ast	to	blk	stl	min
Keshad Johnson	2-4	0-1	1-1	5	1	5	1	0	0	0	27
Nathan Mensah	3-8	0-0	2-2	6	0	8	0	0	3	0	19
Lamont Butler	8-11	2-2	0-0	2	2	18	0	1	0	0	29
Darrion Trammell	5-14	1-4	1-2	5	0	12	1	1	0	0	32
Adam Seiko	0-1	0-0	0-0	1	0	0	2	1	0	0	23
Micah Parrish	0-6	0-5	0-0	3	4	0	0	0	0	0	15
Jaedon LeDee	3-9	0-0	0-1	6	2	6	0	2	0	1	20
Aguek Arop	3-5	0-0	0-0	3	2	6	0	1	0	0	15
Team Rebounds				2							
Totals	**25-66**	**3-13**	**4-6**	**37**	**11**	**57**	**6**	**7**	**3**	**1**	**200**
	.379	**.231**	**.667**								

Officials: Michael Irving, Joe Lindsay, Lee Cassell
Technical Fouls: None. **Attendance:** 20,051 (sold out)

Team	1st	2nd	Total	1stFG%	2ndFG%	Total%	Deadball
Creighton	33	23	56	.538	.276	.400	1,1
#18 San Diego St.	28	29	57	.433	.333	.379	1

Greg McDermott celebrates Creighton's return to the Sweet 16 after beating Baylor in 2023.

2024 NCAA Tournament

Standing (l-r): Shane Thomas, Johnathan Lawson, Sterling Knox, Jasen Green, Fredrick King, Brock Vice, Isaac Traudt, Mason Miller, Josh Townley-Thomas, Josiah Dotzler. Sitting (l-r): Baylor Scheierman, Francisco Farabello, Trey Alexander, Greg McDermott, Ryan Kalkbrenner, Steven Ashworth, Sami Osmani.

25-10 Overall, 14-6 BIG EAST (T-2nd)

Creighton returned to the Sweet 16 for the third time in four seasons, and its 25 wins matched its most since 2016-17 ... Creighton was ranked No. 8 nationally in the AP's preseason poll and in the Top 25 all but one week during the season ... The Bluejays handed Nebraska their only loss in Lincoln, 89-60 ... Creighton was the last team to defeat eventual NCAA champ UConn, handing the Huskies their largest loss (85-66) of the year. It was also CU's first win ever over a top-ranked team ... CU beat Akron and Oregon in the NCAA Tournament before losing in the Regional Semifinal to No. 6 Tennessee ... Baylor Scheierman was a unanimous First Team All-BIG EAST pick and joined Ryan Kalkbrenner in picking up All-American honors. Kalkbrenner earned his third BIG EAST Defensive Player of the Year plaudit ... Steven Ashworth won the BIG EAST's Sportsmanship Award.

Creighton's 77-60 win over Akron was its largest margin of victory ever in an NCAA Tournament game, and the Bluejays followed that up with an 86-73 double-overtime triumph against Oregon to return to the Sweet 16.

2024 — Akron (24-11) 60 / #11 Creighton (24-9) 77

NCAA Tournament First Round

March 21, 2024 — PPG Paints Arena — Pittsburgh, Pa.

Defining Moment: Creighton took the lead for good with an 8-0 run to end the first half.

Key Stat: Creighton won an NCAA Tournament game in four straight seasons for the first time, making it one of five teams nationally with such an active streak.

AKRON	fg-a	3fg-a	ft-a	reb	pf	pts	ast	to	blk	stl	min
Sammy Hunter	2-3	1-2	2-2	0	4	7	0	0	0	0	22
Ali Ali	6-11	1-3	1-2	2	5	14	2	1	0	0	31
Enrique Freeman	9-21	3-8	0-0	14	4	21	1	2	1	2	35
Greg Tribble	2-10	0-3	1-2	2	4	5	2	1	0	2	34
Nate Johnson	3-7	0-4	0-0	2	2	6	2	0	0	1	26
Amani Lyles	0-0	0-0	0-0	1	0	0	0	0	0	0	2
Shammah Scott	1-6	0-3	0-0	1	0	2	1	0	0	0	21
Kaleb Thornton	0-1	0-1	0-0	0	1	0	0	0	0	0	7
Tavari Johnson	1-4	0-1	0-0	1	0	2	0	0	0	0	8
Ryan Prather Jr.	0-0	0-0	0-0	0	0	0	0	0	0	0	1
Mikal Dawson	1-3	1-3	0-0	3	0	3	0	0	0	0	13
Team Rebounds							1				
Totals	**25-66**	**6-28**	**4-6**	**26**	**20**	**60**	**8**	**5**	**1**	**5**	**200**
	.379	**.214**	**.667**								

#11 CREIGHTON	fg-a	3fg-a	ft-a	reb	pf	pts	ast	to	blk	stl	min
Mason Miller	3-5	3-5	1-2	4	0	10	0	0	0	0	25
Ryan Kalkbrenner	9-14	1-1	4-7	8	3	23	1	3	3	0	38
Steven Ashworth	2-3	2-2	4-4	3	2	10	5	2	0	0	32
Trey Alexander	6-13	1-3	6-7	5	2	19	1	4	0	0	39
Baylor Scheierman	6-10	3-5	0-0	13	3	15	2	4	0	0	38
Jasen Green	0-0	0-0	0-0	1	0	0	0	0	0	0	5
Johnathan Lawson	0-0	0-0	0-0	1	0	0	0	0	0	0	1
Francisco Farabello	0-0	0-0	0-0	0	1	0	2	0	0	0	18
Josiah Dotzler	0-0	0-0	0-0	0	0	0	0	0	0	0	1
Fredrick King	0-0	0-0	0-0	1	1	0	0	1	0	0	1
Isaac Traudt	0-1	0-1	0-0	0	0	0	0	0	1	0	2
Team Rebounds				2							
Totals	**26-46**	**10-17**	**15-20**	**38**	**12**	**77**	**11**	**14**	**4**	**0**	**200**
	.565	**.588**	**.750**								

Officials: Ray Natili, Kelly Pfeifer, Evon Burroughs
Technical Fouls: None. **Attendance:** 17,698

Team	1st	2nd	Total	1stFG%	2ndFG%	Total%	Deadball
Akron	34	26	60	.438	.324	.379	1
#11 Creighton	39	38	77	.600	.524	.565	3

2024 — Oregon (24-12) 73 / #11 Creighton (25-9) 86 (2OT)

NCAA Tournament Second Round

March 23, 2024 — PPG Paints Arena — Pittsburgh, Pa.

Defining Moment: After neither team led by more than six points in the first 45 minutes, Creighton started double-overtime with a 15-0 run.

Key Stat: Creighton secured its third Sweet 16 trip in the past four years as it outscored Oregon 45-21 from three-point range.

OREGON	fg-a	3fg-a	ft-a	reb	pf	pts	ast	to	blk	stl	min
Kwame Evans Jr.	0-3	0-2	0-0	5	3	0	1	3	0	0	39
Jadrian Tracey	3-8	0-2	0-0	3	2	6	5	1	0	1	46
N'Faly Dante	12-20	0-0	4-5	20	2	28	3	4	2	2	48
Jackson Shelstad	3-10	1-3	0-0	4	0	7	0	0	0	1	38
Jermaine Couisnard	13-33	6-12	0-0	8	2	32	3	1	2	0	32
Kario Oquendo	0-1	0-1	0-0	1	2	0	1	0	0	0	9
Brennan Rigsby	0-2	0-1	0-0	1	3	0	0	0	0	0	36
Mahamadou Diawarra	0-0	0-0	0-0	0	0	0	0	0	0	0	2
Team Rebounds				1							
Totals	**31-77**	**7-21**	**4-5**	**43**	**14**	**73**	**13**	**9**	**4**	**4**	**250**
	.403	**.333**	**.800**								

#11 CREIGHTON	fg-a	3fg-a	ft-a	reb	pf	pts	ast	to	blk	stl	min
Mason Miller	0-3	0-3	1-2	1	0	1	0	0	0	0	24
Ryan Kalkbrenner	7-10	1-1	4-4	14	2	19	1	1	5	2	50-
Steven Ashworth	6-18	5-15	4-4	3	2	21	4	1	0	2	41
Trey Alexander	7-21	4-8	2-2	7	2	20	5	4	0	1	50
Baylor Scheierman	6-16	4-9	2-2	9	4	18	5	2	0	0	50
Jasen Green	2-3	0-0	0-0	9	1	4	0	1	0	0	18
Francisco Farabello	1-3	1-2	0-0	0	1	3	1	0	0	1	17
Isaac Traudt	0-1	0-1	0-0	0	0	0	0	0	0	0	0+
Team Rebounds				5				2			
Totals	**29-75**	**15-39**	**13-14**	**48**	**12**	**86**	**16**	**11**	**5**	**6**	**250**
	.387	**.385**	**.929**								

Officials: Brian Dorsey, Steve Anderson, Tony Chiazza
Technical Fouls: None. **Attendance:** 18,595

Team	1st	2nd	0T	2OT	Total	1stFG%	2ndFG%	Total%	Deadball
Oregon	34	28	9	2	73	.484	.394	.403	0
#11 Creighton	36	26	9	15	86	.378	.320	.387	2,1

2024 — #11 Creighton (25-10) 75 / #6 Tennessee (27-8) 82

NCAA Tournament Regional Semifinal

March 29, 2024 — Little Caesars Arena — Detroit, Mich.

Defining Moment: Tennessee used an 18-0 second half run to build a 55-39 lead and held off a late Bluejay charge.

Key Stat: Tennessee outscored Creighton 10-0 off turnovers and added 15 second-chance points after halftime.

#11 CREIGHTON	fg-a	3fg-a	ft-a	reb	pf	pts	ast	to	blk	stl	min
Mason Miller	1-1	1-1	0-0	2	2	3	0	0	0	0	20
Ryan Kalkbrenner	6-12	0-1	2-3	7	2	14	0	2	2	0	40-
Steven Ashworth	6-9	4-6	0-0	3	3	16	4	1	0	0	33
Trey Alexander	3-12	2-4	5-5	7	3	13	6	3	0	1	37
Baylor Scheierman	8-19	4-9	5-5	6	2	25	2	2	0	0	40-
Jasen Green	2-2	0-0	0-0	6	1	4	1	0	0	0	19
Johnathan Lawson	0-0	0-0	0-0	0	0	0	0	0	0	0	0+
Francisco Farabello	0-3	0-2	0-0	1	4	0	0	0	0	0	11
Josiah Dotzler	0-0	0-0	0-0	0	0	0	0	0	0	0	0+
Fredrick King	0-0	0-0	0-0	0	0	0	0	0	0	0	0+
Isaac Traudt	0-0	0-0	0-0	0	0	0	0	0	0	0	0+
Team Rebounds				2				1			
Totals	**26-58**	**11-23**	**12-13**	**34**	**17**	**75**	**13**	**9**	**2**	**1**	**200**
	.448	**.478**	**.923**								

#6 TENNESSEE	fg-a	3fg-a	ft-a	reb	pf	pts	ast	to	blk	stl	min
Jonas Aidoo	2-8	0-0	0-0	4	1	4	0	0	0	1	17
Dalton Knecht	8-21	3-7	7-8	6	1	26	5	0	1	2	38
Zakai Zeigler	6-14	3-6	3-5	4	0	18	6	1	0	0	40
Jahmai Mashack	2-5	0-2	0-0	8	4	4	2	2	2	2	25
Josiah-Jordan James	4-6	3-5	4-4	4	2	15	2	0	1	0	37
Freddie Dilione V	0-0	0-0	0-0	0	1	0	1	0	0	0	3
Jordan Gainey	3-5	1-3	0-0	2	2	7	0	1	1	0	15
Tobe Awaka	2-7	0-0	1-1	5	3	5	0	0	0	0	21
J.P. Estrella	0-0	0-0	0-0	0	0	0	0	0	0	0	2
Cameron Carr	1-1	1-1	0-0	1	0	3	0	0	0	0	2
Team Rebounds				2							
Totals	**28-67**	**11-24**	**15-18**	**36**	**14**	**82**	**16**	**4**	**5**	**5**	**200**
	.418	**.458**	**.833**								

Officials: Matt Potter, Joe Lindsay, Tony Padilla
Technical Fouls: None. **Attendance:** 18,574

Team	1st	2nd	Total	1stFG%	2ndFG%	Total%	Deadball
#11 Creighton	35	40	75	.448	.448	.448	1,1
#6 Tennessee	34	48	82	.412	.424	.418	2,1

2025 NCAA Tournament

Standing (l-r): Len Gordy, John McKew, Steve Merfeld, Fedor Zugic, Sterling Knox, Isaac Traudt, Fredrick King, Ryan Kalkbrenner, Josh Townley-Thomas, Jackson McAndrew, Mason Miller, Jamiya Neal, Jasen Green, Jeremy Anderson, Jahenns Manigat, Mitch Ballock. Sitting (l-r): Ben McNair, Lucas Vargas, Ryan Miller, Larry Johnson, Shane Thomas, Pop Isaacs, Greg McDermott, Steven Ashworth, Ty Davis, Sami Osmani, Jeff Vanderloo, Derek Kellogg, Trey Zeigler.

25-11 Overall, 15-5 BIG EAST (2nd)

Creighton overcame a 7-5 start to finish strong and win an NCAA Tournament game for a fifth straight season ... Ryan Kalkbrenner made 20-of-22 shots and scored 49 points in the season-opener ... Kalkbrenner would finish the season as the Kareem Abdul-Jabbar National Center of the Year, the NABC and Naismith National Defensive Player of the Year, and joined Patrick Ewing as the second four-time BIG EAST Defensive Player of the Year in league history ... The Bluejays dominated No. 1 Kansas to open December and closed the month with a 57-56 win over St. John's ... CU won nine straight games from Jan. 11 - Feb. 8, including a win at two-time defending national champ UConn, a banked three-pointer from the corner in the closing seconds by Steven Ashworth to win at Villanova and a home win over No. 11 Marquette ... CU reached the BIG EAST Tourney final for the fifth time and opened the NCAA Tournament with an 89-75 win over No. 10 Louisville ... Ashworth led the BIG EAST in free throw shooting and assists and became CU's first player with 500 points and 200 assists in a season ... Arizona State transfer Jamiya Neal had a career-high 29 points in the win over Louisville ... Jackson McAndrew was named to the BIG EAST's All-Freshman Team after a school-freshman record 69 three-pointers ... Greg McDermott became CU's winningest men's basketball coach (328) on Nov. 13 vs. Houston Christian.

Creighton is one of four teams nationally to win an NCAA Tournament game each of the last five seasons after a victory over No. 10 Louisville in Lexington, Ky., in 2025.

2025 — Creighton (25-10) 89 — #10 Louisville (27-8) 75

NCAA Tournament First Round

March 20, 2025 — Rupp Arena — Lexington, Ky.

Defining Moment: Creighton turned a 23-20 lead into a 35-20 rout thanks to four consecutive three-pointers midway through the first half.
Key Stat: Creighton won an NCAA Tournament game for the fifth straight year as Jamiya Neal had career-highs in points and rebounds.

CREIGHTON	fg-a	3fg-a	ft-a	reb	pf	pts	ast	to	blk	stl	min
Jasen Green	4-6	0-1	1-2	8	1	9	2	3	0	0	29
Jackson McAndrew	4-9	3-7	0-0	1	1	11	0	1	0	1	31
Ryan Kalkbrenner	6-8	1-1	1-2	6	1	14	2	3	4	0	38
Steven Ashworth	6-13	4-8	6-6	5	2	22	5	1	0	1	40
Jamiya Neal	11-16	2-5	5-9	12	2	29	6	2	1	0	39
Fedor Zugic	1-1	1-1	1-2	1	2	4	2	0	0	0	12
Shane Thomas	0-0	0-0	0-0	0	0	0	0	0	0	0	0+
Fredrick King	0-2	0-0	0-0	0	1	0	0	0	0	0	2
Isaac Traudt	0-1	0-1	0-0	0	1	0	0	0	0	0	9
Team Rebounds				4							
Totals	**32-56**	**11-24**	**14-21**	**37**	**11**	**89**	**17**	**10**	**5**	**2**	**200**
	.571	**.458**	**.667**								

#10 LOUISVILLE	fg-a	3fg-a	ft-a	reb	pf	pts	ast	to	blk	stl	min
James Scott	0-0	0-0	0-0	2	1	0	0	2	0	0	15
Noah Waterman	3-6	2-5	0-0	5	2	8	0	0	1	1	28
J'Vonne Hadley	5-8	0-1	3-4	8	4	13	1	0	0	0	35
Terrence Edwards Jr.	9-22	3-9	0-0	4	0	21	3	0	0	2	38
Chucky Hepburn	9-23	2-8	2-2	2	4	22	6	3	0	1	39
Reyne Smith	1-5	1-5	2-2	2	1	5	0	0	0	0	20
Khani Rooths	1-3	0-1	0-0	4	3	2	0	0	2	1	16
Aboubacar Traore	2-3	0-0	0-0	2	3	4	0	0	0	0	9
Team Rebounds				3				1			
Totals	**30-70**	**8-29**	**7-8**	**32**	**18**	**75**	**10**	**6**	**3**	**5**	**200**
	.429	**.276**	**.875**								

Officials: Paul Szelc, Brooks Wells, Teddy Valentine
Technical Fouls: Louisville Coach (1). **Attendance:** 18,769

Team	1st	2nd	Total	1stFG%	2ndFG%	Total%	Deadball
Creighton	49	40	89	.567	.577	.571	2
#10 Louisville	34	41	75	.412	.444	.429	1

2025 — Creighton (25-11) 70 — #4 Auburn (30-5) 82

NCAA Tournament Second Round

March 22, 2025 — Rupp Arena — Lexington, Ky.

Defining Moment: Auburn used a 20-4 run midway through the second half to pull away in a close game that featured 16 lead changes and seven ties in the first 26 minutes.
Key Stat: Auburn outscored Creighton 42-24 in the paint and 19-6 in second chance points.

CREIGHTON	fg-a	3fg-a	ft-a	reb	pf	pts	ast	to	blk	stl	min
Jasen Green	2-6	0-2	0-0	3	5	4	1	1	0	0	22
Jackson McAndrew	4-8	4-8	0-0	6	1	12	1	0	1	1	34
Ryan Kalkbrenner	7-13	1-3	3-4	7	2	18	1	2	0	0	37
Steven Ashworth	5-11	3-7	0-0	2	2	13	8	4	0	0	39
Jamiya Neal	5-13	2-5	1-3	2	3	13	2	1	0	0	37
Fedor Zugic	2-2	2-2	4-6	2	3	10	3	1	0	1	20
Ty Davis	0-0	0-0	0-0	0	0	0	0	0	0	0	1
Mason Miller	0-0	0-0	0-0	0	0	0	0	0	0	0	1
Sami Osmani	0-0	0-0	0-0	0	0	0	0	1	0	0	1
Josh Townley-Thomas	0-0	0-0	0-0	0	0	0	0	0	0	0	1
Fredrick King	0-0	0-0	0-0	1	0	0	0	0	0	0	3
Isaac Traudt	0-0	0-0	0-0	0	1	0	1	0	0	0	4
Team Rebounds				4				1			
Totals	**25-53**	**12-27**	**8-13**	**27**	**17**	**70**	**17**	**11**	**1**	**2**	**200**
	.472	**.444**	**.615**								

#4 AUBURN	fg-a	3fg-a	ft-a	reb	pf	pts	ast	to	blk	stl	min
Chad Baker-Mazara	6-12	2-4	3-4	2	0	17	1	0	0	0	21
Johni Broome	4-13	0-4	0-2	12	3	8	1	1	2	1	34
Dylan Cardwell	3-3	0-0	0-2	4	2	6	3	1	2	1	20
Denver Jones	5-8	2-2	3-3	1	2	15	3	2	0	1	36
Miles Kelly	1-8	1-5	2-2	0	3	5	0	0	0	1	29
Tahaad Pettiford	7-14	2-3	7-8	6	3	23	3	2	0	0	32
Jahki Howard	0-0	0-0	0-0	0	0	0	0	0	0	0	2
Chaney Johnson	4-6	0-1	0-0	8	1	8	0	0	0	1	26
Team Rebounds				4				1			
Totals	**30-64**	**7-19**	**15-21**	**37**	**14**	**82**	**11**	**7**	**4**	**5**	**200**
	.469	**.368**	**.714**								

Officials: Doug Sirmons, Brent Hampton, Steven Anderson
Technical Fouls: None. **Attendance:** 17,484

Team	1st	2nd	Total	1stFG%	2ndFG%	Total%	Deadball
Creighton	37	33	70	.519	.423	.472	2,1
#4 Auburn	35	47	82	.385	.600	.469	5,1

National Invitation Tournament History (9-12)

1942
Madison Square Garden
New York, N.Y.
Creighton 59, West Texas A&M 58 (3/16/42)
Western Kentucky 49, Creighton 36 (3/23/42)
Creighton 48, Toledo 46 (3/25/42)

1943
Madison Square Garden
New York, N.Y.
Washington & Jefferson 43, Creighton 42 (3/18/43)

1977
Omaha Civic Auditorium
Omaha, Neb.
Illinois State 65, at Creighton 58 (3/8/77)

1984
Omaha Civic Auditorium
Omaha, Neb.
Nebraska 56, at Creighton 54 (3/15/84)

1990
Alumni Hall
Chicago, Ill.
at DePaul 89, Creighton 72 (3/16/90)

1998
Bradley Center
Milwaukee, Wis.
at Marquette 80, Creighton 68 (3/11/98)

2004
CHI Health Center Omaha
Omaha, Neb.
Nebraska 71, at Creighton 70 (3/16/04)

2006
CHI Health Center Omaha
Omaha, Neb.
at Creighton 71, Akron 60 (3/16/06)
Miami (Fla.) 53, at Creighton 52 (3/20/06)

2008
CHI Health Center Omaha
Omaha, Neb.
at #3 Creighton 74, #6 Rhode Island 73 (3/18/08)
Stephen C. O'Connell Center
Gainesville, Fla.
at #2 Florida 82, #3 Creighton 54 (3/21/08)

2009
CHI Health Center Omaha
Omaha, Neb.
at #1 Creighton 73, #8 Bowling Green 71 (3/18/09)
#4 Kentucky 65, at #1 Creighton 63 (3/23/09)

2016
CHI Health Center Omaha
Omaha, Neb.
at #4 Creighton 72, #5 Alabama 54 (3/15/16)
at #4 Creighton 87, #8 Wagner 54 (3/19/16)
Marriott Center
Provo, Utah
at #2 BYU 88, #4 Creighton 82 (3/22/16)

2019
CHI Health Center Omaha
Omaha, Neb.
at #2 Creighton 70, #7 Loyola Chicago 61 (3/19/19)
#2 Creighton 79, #3 Memphis 67 (3/22/19)
Schollmaier Arena
Fort Worth, Texas
at #1 TCU 71, #2 Creighton 58 (3/26/19)



Benoit Benjamin had 23 points and 14 rebounds in the 1984 National Invitation Tournament.

NIT Records By Coach

Name (NIT Years)	W-L
E.S. "Eddie" Hickey (1942, '43)	2-2
Tom Apke (1977)	0-1
Willis Reed (1984)	0-1
Tony Barone (1990)	0-1
Dana Altman (1998, 2004, '06, '08, '09)	3-5
Greg McDermott (2016, '19)	***4-2***

CBI Records By Coach

Name (CBI Year)	W-L
Greg McDermott (2011)	***4-2***

CIT Records By Coach

Name (CIT Year)	W-L
Dana Altman (2010)	2-1

NCIT Records By Coach

Name (NCIT Year)	W-L
Duce Belford (1950)	0-1
Red McManus (1963)	1-1

Creighton's 1950 team was the program's first to play in the National Catholic Invitational Tournament.

College Basketball Invitational History (4-2)

2011
CHI Health Center Omaha
Omaha, Neb.
at Creighton 85, San Jose State 74 (3/15/11)
at Creighton 102, Davidson 92 (3/21/11)
at Creighton 82, UCF 64 (3/23/11)
at Creighton 84, Oregon 76 (3/28/11)
Matthew Knight Arena
Eugene, Ore.
at Oregon 71, Creighton 58 (3/30/11)
at Oregon 71, Creighton 69 (4/1/11)

CollegeInsider.com Postseason Tournament History (2-1)

2010
Omaha Civic Auditorium
Omaha, Neb.
at Creighton 89, South Dakota 78 (3/16/10)
at Creighton 73, Fairfield 55 (3/22/10)
JQH Arena
Springfield, Mo.
at Missouri State 67, Creighton 61 (3/24/10)

National Catholic Invitational Tournament History (1-2)

1950
Washington Avenue Armory
Albany, N.Y.
St. Francis (N.Y.) 67, Creighton 66 (3/29/50)

1963
Freedom Hall
Louisville, Ky.
Xavier 80, Creighton 67 (3/8/63)
Creighton 76, Regis 61 (3/9/63)

1942 National Invitation Tournament

Standing (l-r): Frank Hebenstreit, Ralph Langer, Bob Timm, Elmer Munden, Edward Beisser, Harry Hess, Joseph Loisel, Gene Haldeman. Sitting (l-r): Barney Burdick, Dick Nolan, Duane Noyes, E.S. "Eddie" Hickey, Don Shearn, Emmett Mathiasen, Tom Dineen.

Missouri Valley Conference Co-Champs
19-5 Overall, 9-1 MVC (Tie-1st)

The seventh seed in the 1942 National Invitation Tournament, the Bluejays pulled off a first-round upset by knocking off No. 2 seeded West Texas A&M - then West Texas Teachers College … Including a regular season game against Long Island, Creighton managed a 2-2 record at Madison Square Garden during the 1941-42 season … Oklahoma State and Creighton shared the league regular-season title with 9-1 records, but Creighton was the Valley's only postseason representative … Edward Beisser and Gene Haldeman earned First Team All-MVC honors, while Ralph Langer and Dick Nolan were named to the MVC's Second Team.



Left: Creighton captain Gene Haldeman graced the cover of the 1941-42 media guide.

Below: Ed Beisser was named to the all-tournament team after he helped Creighton finish third at the 1942 National Invitation Tournament. He would later make the 1948 U.S. Olympic team.

1942 — **Creighton (18-4) 59** / **West Texas State (28-3) 58**

National Invitation Tournament
March 16, 1942 — Madison Square Garden — New York, NY

Defining Moment: Ed Beisser scored on a tip-in with 20 seconds to play to give the Jays a one-point win. West Texas State came in with a 28-2 record and was heavily favored to reach the championship round.
Key Stat: Creighton had four players score in double figures and on defense Ed Beisser contained the All-American forward Price Brookfield from West Texas State.

CREIGHTON	fg	ft-a	pf	pts
Ralph Langer	8	0-2	3	16
Joe Loisel	4	4-4	3	12
Don Shearn	0	1-1	0	1
Ed Beisser	4	1-1	4	9
Barney Burdick	0	0-0	0	0
Dick Nolan	5	0-0	1	10
Gene Haldeman	5	1-2	1	11
Totals	**26**	**7-10**	**12**	**59**
		.700		

WEST TEXAS ST.	fg	ft-a	pf	pts
Price Brookfield	5	3-3	0	13
Bill Stockman	1	1-1	3	3
Johnson	0	0-0	1	0
Norman Trimble	2	0-0	0	2
Charlie Halbert	6	5-7	3	17
Jack Maddox	7	0-0	1	14
Frank Stockman	3	1-1	1	7
C. Johnson	0	0-2	0	0
Ledru Jacobs	0	0-0	0	0
Douglas Groom	0	0-0	0	0
Totals	**24**	**10-14**	**9**	**58**
		.714		

Officials: Pat Kennedy, Matty Begovich.
Technical Fouls: None. **Attendance:** 16,585.

Team	1st	2nd	Total
Creighton	30	29	59
W. Texas St	18	40	58

1942 — **Western Kentucky (29-4) 49** / **Creighton (18-5) 36**

National Invitation Tournament
March 23, 1942 — Madison Square Garden — New York, NY

Defining Moment: With the Jays down 31-29 early in the second half, the Western Kentucky tandem of Ray Blevins and Oran McKinney nailed five straight jumpers and never looked back, cruising to a 49-36 victory in the NIT semi-finals.
Key Stat: Creighton was only down two at the intermission, but poor shooting in the second half denied the Jays' bid to reach the Championship game of the NIT. Ray Blevins and Oran McKinney combined for 32 of Western Kentucky's 49 points.

WESTERN KENTUCKY	fg	ft-a	pf	pts
Billy Day	0	0-0	0	0
Earl Shelton	2	0-0	0	4
Ray Blevins	7	2-3	0	16
Dero Downing	2	1-1	0	5
Oran McKinney	7	2-5	3	16
Don Ray	0	0-0	3	0
Howard Downing	2	2-2	3	6
Wallace Sydnor	1	0-0	0	2
Totals	**21**	**7-11**	**9**	**49**
		.636		

CREIGHTON	fg	ft-a	pf	pts
Ralph Langer	3	0-2	3	6
Joe Loisel	4	3-3	2	11
Don Shearn	1	0-0	1	2
Ed Beisser	5	1-3	5	12
Dick Nolan	0	2-2	1	2
Gene Haldeman	2	0-0	0	4
Totals	**15**	**6-10**	**11**	**36**
		.600		

Officials: Pat Kennedy, Matty Begovich.
Technical Fouls: None. **Attendance:** 17,935.

Team	1st	2nd	Total
Creighton	23	13	36
W. Kentucky	25	24	49

1942 — **Creighton (19-5) 48** / **Toledo (23-5) 46**

National Invitation Tournament
March 25, 1942 — Madison Square Garden — New York, NY

Defining Moment: Junior center Ed Beisser scored a career-high 20 points but fouled out with 14 minutes remaining. With Beisser on the bench, Ralph Langer and Don Shearn took over the inside and the Jays held on for a 48-46 victory over the Rockets.
Key Stat: A Madison Square Garden record crowd of 18,250 saw Ed Beisser score a career-high 20 points to lead the Jays over #4 seeded Toledo. Creighton captured third place in the National Invitational Tournament with the win. Ed Beisser and Ralph Langer were named to the All-Tournament team.

CREIGHTON	fg	ft-a	pf	pts
Ralph Langer	2	2-6	2	6
Joe Loisel	2	4-4	3	8
Don Shearn	0	0-0	0	0
Ed Beisser	10	0-2	4	20
Barney Burdick	1	0-0	0	2
Dick Nolan	2	2-2	3	6
Gene Haldeman	0	2-2	2	2
Emmett Mathiasen	1	0-0	0	2
Frank Hebenstreit	0	0-0	0	0
Totals	**18**	**10-16**	**14**	**48**
		.625		

TOLEDO	fg	ft-a	pf	pts
Bart Quinn	4	1-1	2	9
Frankie Clemons	3	2-3	4	9
Gene Miller	2	0-2	0	4
William McClain	0	0-0	0	0
Bob Gerber	5	4-5	2	14
Bob Nash	1	2-2	0	4
James Grant	0	2-2	2	2
George Grailer	1	0-0	3	2
Berry	1	1-1	2	3
Totals	**17**	**12-16**	**16**	**46**
		.750		

Officials: Matty Begovich and Sam Schoenfeld.
Technical Fouls: None. **Attendance:** 18,250.

Team	1st	2nd	Total
Creighton	26	22	48
Toledo	18	28	46

1943 National Invitation Tournament

Standing (l-r): William Lindquist, Ralph Langer, No. 39, Edward Beisser, Elmer Munden, Richard de la Vega, Joseph Loisel, Frank Hebenstreit. Sitting (l-r): Coach Eddie Hickey, James Pattee, Don Knowles, Robert Salen, Don Shearn, unknown.

Missouri Valley Conference Champions
16-1 Overall, 10-0 MVC (1st)

The top-ranked team in the nation for several weeks, Creighton was the No. 1 seed for the 1943 National Invitation Tournament, but was upset in the first round by Washington and Jefferson College in what remains the only NIT appearance by the Presidents … Washington and Jefferson outscored Creighton, 17-10, at the free throw line as four Creighton players - Ed Beisser, Ralph Langer, Ward Gibson and Richard de la Vega - fouled out of the game early in the second half … With a final record of 16-1 against collegiate competition, Creighton received a final No. 5 national ranking by Dick Dunkel.

1943

Washington & Jefferson	**43**
Creighton (16-1)	**42**

National Invitation Tournament
March 18, 1943 — Madison Square Garden — New York, NY

Defining Moment: The Jays held a 38-26 advantage at the 10-minute mark, but the Presidents used a late 17-4 run to take the lead with one minute remaining. Bob Salen and Joe Loisel both had chances to tie the game from the free throw line in the final 51 seconds for the Jays, but were unable to connect.
Key Stat: The Presidents hit 17-26 free throws while Creighton made just 10-21.

WASHINGTON & JEFF.	fg	ft-a	pf	pts
Harry Zeller	0	4-6	2	4
Ralph Forquer	0	0-1	1	0
Thomas Mears	4	4-5	3	12
Ted Misstal	2	5-8	2	9
Gordon Stewart	1	0-0	0	2
Hank Hartman	1	1-1	4	3
Ray Forquer	0	1-1	2	1
Paul Konyha	5	2-3	3	12
Arthur Kowell	0	0-1	1	0
Totals	**13**	**17-26**	**18**	**43**
		.654		

CREIGHTON	fg	ft-a	pf	pts
Ralph Langer	3	1-4	3	7
Joe Loisel	5	2-4	3	12
Bob Salen	0	0-1	2	0
Dick Nolan	0	0-1	2	0
Ed Beisser	4	0-1	4	8
Ward Gibson	1	2-3	4	4
Gene Lalley	3	2-3	1	8
Don Knowles	0	1-2	3	1
Dick de la Vega	0	1-1	4	1
Barney Burdick	0	1-1	1	1
Totals	**16**	**10-21**	**28**	**42**
		.476		

Officials: John Nucatola and Matty Begovich
Technical Fouls: None. **Attendance:** 16,000.

Team	1st	2nd	Total
Creighton	28	14	42
Wash. & Jeff.	19	24	43

1977 National Invitation Tournament

Standing (l-r): Athletic Trainer Clair Fennell, Manager Camilo Alba, Head Coach Tom Apke, Cornell Smith, Tim McConnell, Rick Apke, Bill Butrym, Bruce Kucera, David Wesely, Assistant Tom Brosnihan, Assistant Mike Caruso. Sitting (l-r): Brian Mulvaney, Kevin Kuehl, John C. Johnson, Paul Dinkins, Robert Scrutchens, Jerry Newell, Randy Eccker.

21-7 Overall, Independent

Junior forward Rick Apke, brother of head coach Tom Apke, led the Bluejays in scoring at 19.8 points per game, while recording a team-best 57.8 field goal percentage … In a preview of future Missouri Valley Conference match-ups, fellow independent Illinois State dropped Creighton, 65-58, in the first round of the NIT at the Omaha Civic Auditorium.

1977

Illinois State (22-6)	**65**
Creighton (21-7)	**58**

National Invitation Tournament
March 8, 1977 — Omaha Civic Auditorium — Omaha, Neb.

Defining Moment: John C. Johnson scored 10 straight points for the Jays during a stretch in the second half to pull CU from a 44-51 deficit to 54-55. However, Rick Apke was whistled for his fifth personal foul with 5:57 remaining, and the Redbirds sunk both ensuing free throws to put ISU on top to stay.
Key Stat: Jeff Wilkins, Illinois State's 7-foot center, recorded a double-double with 21 points and 12 rebounds. For the Jays, John C. Johnson scored 22 points and added 10 rebounds.

ILLINOIS STATE	fg-a	ft-a	reb	pf	pts	to
Billy Glenn Lewis	6-18	0-0	8	3	12	
Del Yarbrough	1-5	2-2	5	4	4	
Jeff Wilkins	8-16	5-8	12	1	21	
Ronald Jones	2-9	4-4	6	3	8	
Derrick Mayes	5-9	3-4	2	2	13	
Rick Ferina	0-3	2-2	0	1	2	
Joseph Galvin	0-0	1-3	0	0	1	
Jeff Widdel	1-1	2-2	4	3	4	
Totals	**23-61**	**14-25**	**37**	**17**	**65**	**22**
	.377	**.560**				

CREIGHTON	fg-a	ft-a	reb	pf	pts	to
Cornell Smith	0-4	0-2	3	2	0	
Robert Scrutchens	4-14	2-2	1	4	10	
Rick Apke	3-9	1-1	7	5	7	
John C. Johnson	9-18	4-4	10	3	22	
Randy Eccker	2-6	0-0	3	3	4	
Tim McConnell	3-6	1-2	4	1	7	
David Wesely	3-7	2-2	5	3	8	
Totals	**24-64**	**10-13**	**33**	**21**	**58**	**14**
	.375	**.769**				

Attendance: 6,336.

Team	1st	2nd	Total	Total%
Illinois State	28	37	65	.377
Creighton	32	26	58	.375

1984 National Invitation Tournament

The 1983-84 Bluejays included: Head Coach Willis Reed, Assistant Rick Collura, Assistant Calvin Moses, Assistant Daryl Stovall, Benoit Benjamin (#00, above), Gregory Brandon, Renard Edwards, Kenneth Evans, Karlas Gripado, Dwight Johnson, Clarence Jones, Vernon Moore (#22, above), Reggie Morris, Keith Smith, Gary Swain (#21, above) and Wyville Wood.

17-14 Overall, 8-8 MVC (4th)

After finishing fourth during the 1983-84 MVC regular-season race, the Bluejays advanced to the MVC Tournament championship game by earning what had been the program's only win against Illinois State in Normal, Ill., until 1999-00's win over the Redbirds … After dropping a tough 70-68 overtime decision at Tulsa in the Valley Tournament title game, the Bluejays played host to the University of Nebraska in the first round of the NIT, losing 56-54 in front of 9,158 fans at the Omaha Civic Auditorium … Sophomore center Benoit Benjamin earned First Team All-MVC honors by averaging 16.2 points, 9.8 rebounds and 5.2 blocked shots per game, while junior guard Vernon Moore earned Second Team All-MVC honors.

1984 — **Nebraska (18-11) 56**, **Creighton (17-14) 54**

National Invitation Tournament

March 15, 1984 — Omaha Civic Auditorium — Omaha, Neb.

Defining Moment: Creighton star center Benoit Benjamin was charged with a technical foul with 10 seconds left in a tie game.
Key Stat: Creighton led 54-52 with 1:30 left before Nebraska scored the game's final four points.

NEBRASKA	fg-a	ft-a	reb	pf	pts	ast	to	blk	stl	min
David Ponce	4-7	2-2	1	5	10	5	2	0	0	31
Eric Williams	3-8	0-0	2	2	6	1	3	0	0	36
Dave Hoppen	11-20	3-3	10	1	25	1	2	0	0	40
Ronnie Smith	2-4	0-0	5	4	4	3	1	0	3	31
Stan Cloudy	0-3	0-0	2	0	0	0	0	1	0	9
Brian Carr	2-7	0-0	0	1	4	5	1	0	0	30
Curtis Moore	3-7	1-2	2	0	7	0	0	0	1	17
James Moore	0-1	0-0	1	1	0	0	0	0	0	4
John Matzke	0-0	0-0	0	0	0	0	0	0	0	2
Team Rebounds			4							
Totals	**25-57**	**6-7**	**27**	**14**	**56**	**15**	**9**	**1**	**4**	**200**
	.439	**.857**								

CREIGHTON	fg-a	ft-a	reb	pf	pts	ast	to	blk	stl	min
Vernon Moore	6-11	2-5	1	2	14	4	2	0	1	40
Gary Swain	4-7	2-3	2	2	10	2	3	0	3	37
Benoit Benjamin	10-14	3-3	14	3	23	0	2	2	0	37
Gregory Brandon	1-6	0-0	6	0	2	1	2	0	0	37
Karlas Gripado	0-0	0-0	2	1	0	1	1	0	0	17
Kenny Evans	2-6	1-2	2	4	5	0	2	1	3	26
Reggie Morris	0-0	0-0	0	0	0	1	1	0	0	3
Keith Smith	0-0	0-0	1	0	0	0	1	0	0	3
Team Rebounds			2							
Totals	**23-44**	**8-13**	**30**	**12**	**54**	**9**	**14**	**3**	**7**	**200**
	.523	**.615**								

Officials: Mike Stockner and Berl Stell.
Technical Fouls: Coach Willis Reed (CU), Benoit Benjamin (CU).

Team	1st	2nd	Total	1stFG%	2ndFG%	Total%	Deadball
Nebraska	28	28	56	.433	.444	.439	1
Creighton	31	23	54	.520	.526	.522	1

1990 National Invitation Tournament

Standing (l-r): Tony Ball, Bob Harstad, Chad Gallagher, Bill O'Dowd, Chris Rodgers, Todd Geyer, Todd Eisner, Troy Bell. Middle (l-r): Ed Molitor, Porter Moser, Darin Plautz, Matt Perry. Sitting (l-r): Kevin Johnson, Latrell Wrightsell, Duan Cole, Steve Scheidegger, Matt Roggenburk, Dave Mohr .

21-12 Overall, 9-5 MVC (Tie-2nd)

Creighton's 1989-90 team became the school's first team to finish with back-to-back 20-win seasons since 1973-74 (23-7) and 1974-75 (20-7) …Illinois State played the role of spoiler down the stretch for the Bluejays, though, by handing Creighton an 83-77 loss in the regular season finale at Redbird Arena, which prevented the Bluejays from earning at least a share of the Valley's regular season title … A week later, Illinois State knocked the Bluejays out of the MVC Tournament with a 69-64 setback in the second round at Redbird Arena … Back in Illinois for the fourth time in five games, Creighton dropped an 89-72 decision at DePaul in the first round of the NIT … Bob Harstad became the first Bluejay player to be named the league's Most Valuable Player.

1990 — **Creighton (21-12) 72**, **DePaul (19-14) 89**

National Invitation Tournament

March 16, 1990 — Alumni Hall — Chicago, Ill.

Defining Moment: DePaul scored 13 straight points at the free throw line midway through the second half to open up a 65-58 advantage, then used four straight dunks to pull away from the Jays.
Key Stats: DePaul outscored Creighton 34 to 15 at the free throw line and had five players score in double figures. For Creighton, Bob Harstad and Chad Gallagher combined for 47 points. Harstad's 27 points left him just five points shy of breaking Bob Portman's single-season scoring record of 738 points at CU. DePaul extended its Alumni Hall winning streak to 43 games.

CREIGHTON	fg-a	3fg-a	ft-a	reb	pf	pts	ast	to	blk	stl	min
Porter Moser	1-4	1-3	0-0	3	3	3	4	1	0	1	22
Bob Harstad	9-17	0-0	9-11	6	4	27	0	1	1	0	31
Chad Gallagher	9-20	0-1	2-4	9	4	20	2	3	0	0	33
Duan Cole	0-4	0-4	1-2	2	1	1	4	2	1	1	22
Matt Roggenburk	1-3	1-3	0-0	0	1	3	2	0	0	0	15
Matt Petty	0-4	0-1	0-0	2	1	0	1	0	0	0	2
Ed Molitor	0-0	0-0	0-0	0	1	0	0	0	0	0	2
Tony Ball	0-2	0-1	2-2	1	5	2	1	0	0	1	10
Latrell Wrightsell	0-0	0-0	0-1	0	0	0	2	0	0	2	14
Tony Bell	4-5	0-0	1-2	5	5	9	0	0	0	2	28
Bill O'Dowd	0-1	0-0	0-0	1	2	0	0	0	0	0	5
Chris Rodgers	1-1	0-0	0-0	0	0	2	0	1	0	0	2
Darin Plautz	2-5	1-3	0-0	3	0	5	2	1	0	0	14
Team Rebounds				2							
Totals	**27-66**	**3-16**	**15-22**	**34**	**27**	**72**	**18**	**10**	**2**	**7**	**200**
	.409	**.188**	**.682**								

DEPAUL	fg-a	3fg-a	ft-a	reb	pf	pts	ast	to	blk	stl	min
Kevin Holland	6-8	0-0	5-5	9	4	17	2	1	1	0	33
David Booth	2-9	0-0	13-14	7	4	17	4	1	1	0	35
Stephen Howard	6-13	0-0	11-11	4	4	23	1	1	1	0	26
Melvon Foster	2-4	0-0	3-7	3	2	7	2	1	0	1	27
Terry Davis	5-8	1-2	0-0	4	0	11	3	1	0	1	30
Chuckie Murphy	3-6	2-4	2-2	2	1	10	9	4	0	2	27
Deryl Cunningham	0-1	0-0	0-0	0	0	0	0	0	0	0	1
Bill Heppner	0-0	0-0	0-0	0	0	0	0	0	1	0	1
Charles Sowell	1-2	0-0	0-0	3	1	2	0	1	1	0	6
James Hanby	1-1	0-0	0-1	4	2	2	0	0	0	0	13
Curtis Jackson	0-0	0-0	0-0	0	0	0	0	0	0	0	1
Team Rebounds				3							
Totals	**26-52**	**3-6**	**34-40**	**39**	**18**	**89**	**21**	**10**	**5**	**4**	**200**
	.500	**.500**	**.850**								

Officials: Rick Hartzell, Ron Foxcroft, Mike DiStoala.
Technical Fouls: DePaul bench (1). **Attendance:** 5,226

Team	1st	2nd	Total	1stFG%	2ndFG%	Total%	Deadball
Creighton	37	35	72	.424	.394	.409	2
DePaul	40	49	89	.500	.500	.500	3

1998 National Invitation Tournament

Standing (l-r): Justin Haynes, Rodney Buford, Kevin Mungin, Doug Swenson, Joel Templeman, Alan Huss, Donnie Johnson, John Klein, Cliff Bates. Sitting (l-r): Matt West, Dan Kolder, Ben Walker, Ryan Sears, Chris Chestnut, Corie Brandon, Jason Ourada.

18-10 Overall, 12-6 MVC (2nd)

Picked to finish sixth in the preseason, the Bluejays used a nine-game winning streak to finish second with a 12-6 mark … Along the way, Creighton became the first MVC team in more than 40 years to sweep a four-game Valley road swing … Junior forward Rodney Buford became the first Creighton player to lead the MVC in scoring at 18.9 ppg … Buford finished the season with 1,540 career points to become the 20th player in Valley history to have scored at least 1,500 points in his first three seasons … Junior center Doug Swenson earned the MVC's Sixth Man Award, as well as MVC Honorable Mention, All-Bench, All-Defense, All-Newcomer and All-Underrated … Guard Ryan Sears was named the Freshman of the Year and joined Swenson on the Honorable Mention All-MVC and MVC All-Newcomer teams.

1998 — **Creighton (18-10) 68**
Marquette (19-10) 80

National Invitation Tournament
March 11, 1998 — Bradley Center — Milwaukee, Wis.

Defining Moment: The Jays led by as much as seven in the second half, but a lay-up by Richard Shaw with 4:12 remaining ignited a 17-2 run to close the game for Marquette.
Key Stat: Marquette utilized a balanced scoring attack that saw four starters score in double digits. For Creighton, Rodney Buford scored 24 points in his hometown of Milwaukee, while Doug Swenson contributed 20 points off the bench.

CREIGHTON	fg-a	3fg-a	ft-a	reb	pf	pts	ast	to	blk	stl	min
Rodney Buford	8-19	1-6	7-9	4	1	24	4	1	0	1	36
Kevin Mungin	1-5	0-0	3-6	4	3	5	0	3	1	2	26
Joel Templeman	0-2	0-1	0-0	3	4	0	0	2	0	0	22
Ryan Sears	4-7	3-5	0-0	4	1	11	3	1	0	2	35
Ben Walker	1-3	0-0	1-3	6	4	3	1	2	0	1	21
Matt West	0-3	0-3	0-0	0	2	0	0	1	0	0	14
Corie Brandon	1-1	0-0	0-0	2	1	2	3	1	0	0	13
Doug Swenson	6-9	0-1	8-9	2	3	20	1	1	0	0	26
Justin Haynes	1-1	1-1	0-0	1	2	3	0	3	0	0	7
Team Rebounds				3							
Totals	**22-50**	**5-17**	**19-27**	**29**	**21**	**68**	**12**	**15**	**1**	**6**	**200**
	.440	**.294**	**.704**								

MARQUETTE	fg-a	3fg-a	ft-a	reb	pf	pts	ast	to	blk	stl	min
Mike Bargen	4-8	1-3	3-5	6	4	12	2	1	2	3	31
Richard Shaw	6-11	0-0	0-1	10	3	12	3	1	2	0	31
Jarrod Lovette	6-8	1-1	2-4	7	2	15	1	1	1	0	24
Aaron Hutchins	6-13	2-5	5-6	1	2	19	7	4	0	3	37
Brian Wardle	4-10	1-4	0-0	1	2	9	6	3	0	0	32
John Cliff	0-3	0-1	0-0	0	1	0	0	3	0	1	5
Marcus West	2-3	0-0	3-6	0	1	7	2	1	0	0	15
Abel Joseph	0-0	0-0	0-0	1	1	0	0	0	0	0	6
John Polonowski	0-0	0-0	0-0	0	0	0	0	0	0	0	1
Greg Clausen	1-2	0-0	4-4	8	3	6	0	0	0	0	18
Team Rebounds				5							
Totals	**29-58**	**5-14**	**17-26**	**39**	**19**	**80**	**21**	**14**	**5**	**7**	**200**
	.500	**.357**	**.654**								

Officials: Dick Honig, Sam Lickliter, Norm Nelson.
Technical Fouls: None. **Attendance:** 4,264

Team	1st	2nd	Total	1stFG%	2ndFG%	Total%	Deadball
Creighton	36	32	68	.520	.360	.440	1
Marquette	35	45	80	.448	.552	.500	1, 4

2004 National Invitation Tournament

Standing (l-r): Pierce Hibma, Brody Deren, Anthony Tolliver, Joe Dabbert, Jimmy Motz, Mike Grimes, David Finklea. Sitting (l-r): Quincy Henderson, Mike Lindeman, Johnny Mathies, Tyler McKinney, Nate Funk, Kellen Miliner.

20-9 Overall, 12-6 MVC (Tie-2nd)

Creighton opened the season 12-0, its best start since 1942-43, while returning to the national polls for a second straight season ... Head coach Dana Altman earned the Collegeinsider.com Jim Phelan Mid-Season Coach Award ... The Bluejays earned their seventh straight postseason appearance by making the NIT ... Creighton drew record crowds in the first year of the $291 million CHI Health Center Omaha ... Creighton attracted a then-state-record crowd of 15,561 fans in a December win over Nebraska, then welcomed 13,483 fans back for the NIT rematch for the third-largest NIT crowd in 2004 ... Senior center Brody Deren was named First Team All-MVC and earned USBWA All-District accolades ... Sophomore guard Nate Funk led the team in scoring and assists ... Starting point guard Tyler McKinney missed 21 of Creighton's final 23 games with a vision problem, but the team was 10-0 in games he appeared in ... Joe Dabbert, Brody Deren, Mike Grimes and Michael Lindeman formed the nation's only quartet of fifth-year seniors.

2004 — **Nebraska (17-12) 71**
Creighton (21-9) 70

National Invitation Tournament First Round
March 16, 2004 — CHI Health Center Omaha — Omaha, Neb.

Defining Moment: Nebraska guard Nate Johnson hit a driving lay-up with 12 seconds remaining and Nate Funk's jumper was blocked by Jake Muhleisen as time expired. Creighton led 65-56 with 6:26 remaining but missed its final seven shots from the floor.
Key Stats: Nebraska outrebounded Creighton 43-25 and Andrew Drevo had 20 points and nine rebounds off the bench for NU as the Jays dropped their sixth consecutive game in the NIT, dating back to 1943. Creighton's five-game win streak over the Huskers was snapped.

NEBRASKA	fg-a	3fg-a	ft-a	reb	pf	pts	ast	to	blk	stl	min
Brian Conklin	1-3	1-2	0-0	8	3	3	3	1	0	0	30
John Turek	4-8	0-0	1-4	5	4	9	1	4	0	0	18
Nate Johnson	3-8	0-2	5-5	6	1	11	3	0	1	1	37
Marcus Neal	2-4	0-2	2-2	1	1	6	4	3	0	0	24
Jake Muhleisen	6-12	2-3	3-3	5	2	17	2	2	2	1	37
Jason Dourisseau	0-0	0-0	0-0	0	1	0	0	2	0	0	3
Charles Richardson	0-1	0-0	0-0	1	2	0	0	1	0	0	9
Wes Wilkinson	0-0	0-0	0-0	0	1	0	0	0	0	0	1
Corey Simms	2-7	0-0	1-2	2	2	5	0	1	0	1	16
Tony Wilbrand	0-0	0-0	0-0	0	0	0	0	0	0	0	1
Andrew Drevo	9-16	1-3	1-1	9	4	20	0	1	1	0	24
Team Rebounds				6							
Totals	**27-59**	**4-12**	**13-17**	**43**	**21**	**71**	**13**	**15**	**4**	**3**	**200**
	.458	**.333**	**.765**								

CREIGHTON	fg-a	3fg-a	ft-a	reb	pf	pts	ast	to	blk	stl	min
Michael Lindeman	0-1	0-0	0-0	2	2	0	5	0	1	0	26
Mike Grimes	4-8	0-0	1-1	6	3	9	0	2	1	1	28
Brody Deren	1-5	0-0	1-3	3	3	3	0	1	2	0	19
Nate Funk	4-10	3-6	2-4	0	1	13	3	2	0	3	34
Johnny Mathies	5-12	1-3	4-4	5	2	15	2	0	0	4	33
Kellen Miliner	3-5	2-3	0-0	8	3	0	0	0	0	0	21
Joe Dabbert	4-10	1-2	7-11	4	3	16	1	1	0	0	21
Jimmy Motz	2-3	2-3	0-0	1	1	6	1	0	0	0	8
Quincy Henderson	0-1	0-0	0-0	0	0	0	0	0	1	0	7
Anthony Tolliver	0-0	0-0	0-0	1	0	0	0	0	0	1	3
Team Rebounds				3							
Totals	**23-55**	**9-17**	**15-23**	**25**	**18**	**70**	**12**	**6**	**5**	**9**	**200**
	.418	**.529**	**.652**								

Officials: Doug Simmons, Chris Rastater, Mark Ayotte.
Technical Fouls: None. **Attendance:** 13,483

Team	1st	2nd	Total	1stFG%	2ndFG%	Total%	Deadball
Nebraska	36	35	71	.429	.484	.458	3
Creighton	29	41	70	.400	.433	.418	5

2006 National Invitation Tournament

Standing (l-r): Brice Nengsu, Manny Gakou, Jeffrey Day, Steve Smith, Anthony Tolliver, Dane Watts, Jimmy Motz, Nick Porter. Sitting (l-r): Pierce Hibma, Dominic Bishop, Nate Funk, Johnny Mathies, Dustin Sitzmann, Josh Dotzler.

20-10 Overall, 12-6 MVC (Tie-2nd)

Record crowds witnessed Creighton's ninth straight postseason team ... the Bluejays averaged an MVC record 13,901 fans per game, and drew a then-state-record 15,700 fans vs. Fresno State ... Creighton beat Nebraska for a seventh straight year, 70-44 ... Creighton fought through a slew of injuries, including one that ended the year of preseason All-American Nate Funk after six games ... Anthony Tolliver was named the MVC's Most Improved Player and joined Johnny Mathies as a Second Team All-MVC pick ... Mathies became CU's second JUCO player ever to reach 1,000 career points ... Josh Dotzler was named to the MVC's All-Freshman Team despite missing the final seven games with a knee injury ... Other highlights included a win over No. 25 Northern Iowa and a 19-point comeback to beat Wichita State at the buzzer ... The MVC had a then-record six teams reach the postseason and received national acclaim all year long.

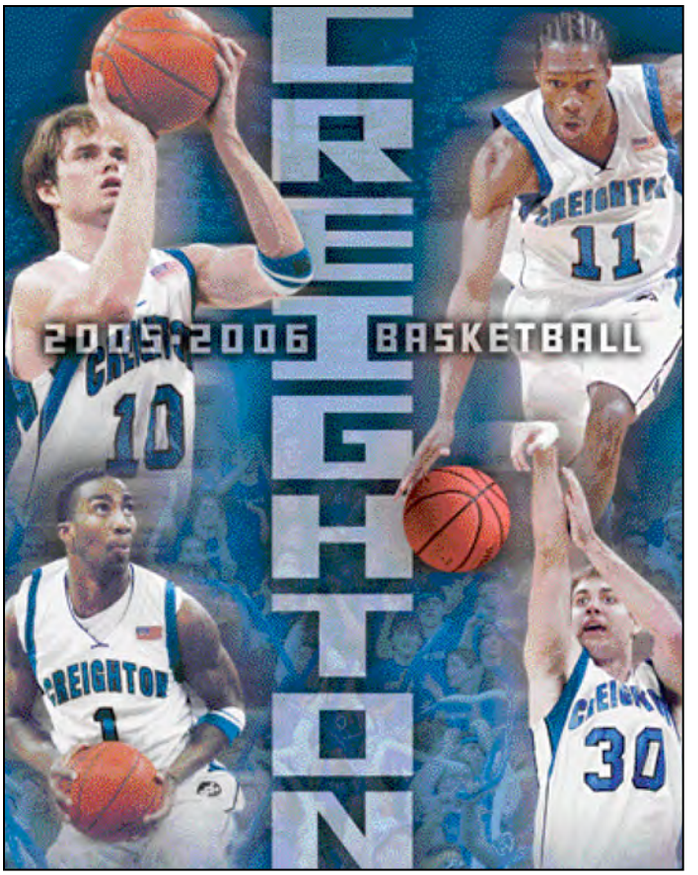

Above: Nate Funk (top left), Johnny Mathies (top right), Jimmy Motz (bottom right), Jeffrey Day (bottom left).

2006

Akron (23-10)	**60**
Creighton (20-9)	**71**

National Invitation Tournament First Round
March 16, 2006 CHI Health Center Omaha Omaha, Neb.

Defining Moment: Pierce Hibma hit back-to-back three-pointers to give Creighton a 6-0 lead it would never relinquish.
Key Stats: Creighton outrebounded Akron 43-34 while winning its first NIT game since 1942. Creighton extended its MVC record by winning 20 games for the eighth-straight season.

AKRON	fg-a	3fg-a	ft-a	reb	pf	pts	ast	to	blk	stl	min
Quade Milum	0-1	0-1	0-0	1	4	0	0	1	2	0	14
Darryl Peterson	1-6	0-3	4-4	2	4	6	1	1	0	1	22
Romeo Travis	11-17	1-1	2-5	15	1	25	1	1	3	0	36
Cedrick Middleton	2-7	1-5	1-5	6	4	6	1	3	0	1	22
Dru Joyce	0-3	0-3	0-1	1	5	0	9	0	0	1	32
Chad Mraz	0-0	0-0	0-0	0	0	0	0	0	0	0	1
Nick Dials	4-10	3-6	0-0	2	3	11	1	5	0	0	33
Nick Goddard	0-2	0-2	0-0	0	0	0	0	0	0	0	1
Rob Preston	2-10	2-5	0-0	4	1	6	0	0	0	0	25
Nate Linhart	0-2	0-1	0-0	1	4	0	0	0	0	0	8
John Rybak	2-4	2-4	0-0	0	2	6	0	0	0	1	6
Team Rebounds				2							
Totals	**22-62**	**9-31**	**7-15**	**34**	**28**	**60**	**13**	**11**	**5**	**4**	**200**
	.355	**.290**	**.467**								

CREIGHTON	fg-a	3fg-a	ft-a	reb	pf	pts	ast	to	blk	stl	min
Dane Watts	2-4	0-1	0-2	10	3	4	2	2	0	0	26
Anthony Tolliver	4-5	1-1	9-10	6	3	18	0	2	1	1	30
Nick Porter	2-8	0-1	11-12	8	3	15	3	5	0	1	31
Johnny Mathies	4-9	1-5	2-4	4	4	11	6	3	0	1	37
Pierce Hibma	5-7	4-5	0-2	5	1	1	1	3	0	1	29
Jeffrey Day	0-3	0-0	0-0	4	2	0	1	1	0	0	12
Dominic Bishop	1-1	1-1	0-0	0	1	3	0	1	0	0	3
Dustin Sitzmann	0-0	0-0	0-0	0	0	0	0	0	0	0	1
Manny Gakou	0-1	0-0	0-0	0	0	0	0	0	0	0	1
Brice Nengsu	1-4	1-4	0-1	1	1	3	0	0	0	0	11
Jimmy Motz	1-2	1-2	0-0	2	1	3	3	0	0	0	19
Team Rebounds				3							
Totals	**20-44**	**9-20**	**22-31**	**43**	**19**	**71**	**16**	**17**	**1**	**4**	**200**
	.455	**.450**	**.710**								

Officials: Glenn Mayborg, Bobby McRoy, Dan Nowakowski.
Technical Fouls: None. **Attendance:** 10,197.

Team	1st	2nd	Total	1stFG%	2ndFG%	Total%	Deadball
Akron	26	34	60	.391	.333	.355	2
Creighton	40	31	71	.500	.375	.455	2

2006

Miami (Fla.) (18-15)	**53**
Creighton (20-10)	**52**

National Invitation Tournament Second Round
March 20, 2006 CHI Health Center Omaha Omaha, Neb.

Defining Moment: Miami's Guillermo Diaz made 1-of-2 free throws with 2.6 seconds left after a controversial blocking call was made on Dane Watts. Creighton's Johnny Mathies was unable to get off a shot amid contact with Diaz as the horn expired.
Key Stats: Creighton's 19 first-half points were its fewest in 49 games at CHI Health Center Omaha, and its 52 points were its fewest at home since 1996. Creighton's previous three postseason losses had been by a combined four points.

MIAMI (FLA.)	fg-a	3fg-a	ft-a	reb	pf	pts	ast	to	blk	stl	min
Anthony King	5-8	0-0	4-4	3	1	14	1	3	1	1	35
Gary Hamilton	1-3	1-1	0-0	6	0	3	1	2	0	0	23
Guillermo Diaz	5-11	1-4	1-2	3	3	12	5	0	0	2	38
Denis Clemente	0-1	0-1	1-2	1	1	1	2	2	0	1	14
Robert Hite	6-13	4-8	0-0	9	1	16	0	1	0	0	37
Jimmy Graham	0-0	0-0	0-0	0	2	0	0	0	0	0	10
Anthony Harris	3-7	0-1	0-0	2	1	6	2	1	0	0	29
Brian Asbury	0-0	0-0	0-0	0	1	0	0	1	0	0	2
Raymond Hicks	0-1	0-0	1-2	2	3	1	1	0	0	0	12
Team Rebounds				4				1			
Totals	**20-44**	**6-15**	**7-10**	**30**	**13**	**53**	**12**	**11**	**1**	**4**	**200**
	.455	**.400**	**.700**								

CREIGHTON	fg-a	3fg-a	ft-a	reb	pf	pts	ast	to	blk	stl	min
Dane Watts	1-4	0-2	0-0	1	1	2	1	1	1	0	17
Anthony Tolliver	3-9	0-1	3-3	8	1	9	1	0	2	1	38
Nick Porter	3-8	0-3	2-2	3	1	8	4	3	0	0	30
Johnny Mathies	7-16	4-11	0-1	3	2	18	2	3	0	0	38
Pierce Hibma	0-3	0-3	1-2	3	1	1	2	1	0	0	19
Jeffrey Day	0-1	0-0	0-0	3	2	0	2	0	0	1	18
Dominic Bishop	0-0	0-0	0-0	0	0	0	0	0	0	0	2
Manny Gakou	0-1	0-0	0-0	2	0	0	0	0	0	0	3
Brice Nengsu	1-3	0-1	0-0	2	0	2	2	1	0	0	16
Jimmy Motz	4-6	4-6	0-0	1	1	12	1	0	0	0	19
Team Rebounds				3							
Totals	**19-51**	**8-27**	**6-8**	**28**	**9**	**52**	**15**	**9**	**3**	**2**	**200**
	.373	**.296**	**.750**								

Officials: Eugene Crawford, Lamont Simpson, Ronnie Tyburski.
Technical Fouls: None. **Attendance:** 10,018.

Team	1st	2nd	Total	1stFG%	2ndFG%	Total%	Deadball
Miami (Fla.)	29	24	53	.550	.375	.455	2
Creighton	19	33	52	.222	.542	.373	1

2008 National Invitation Tournament

Standing (l-r): Casey Harriman, Kaleb Korver, Kenton Walker, Kenny Lawson Jr., Chad Millard, Dane Watts, Pierce Hibma. Sitting (l-r): Cavel Witter, Josh Dotzler, Aaron Brandt, Nick Bahe, P'Allen Stinnett, Dustin Sitzmann, Booker Woodfox.

22-11 Overall, 10-8 MVC (4th)

Creighton had its 10th straight season with 20 or more wins and made its 11th straight postseason appearance as a young team helped a few veterans to another successful season ... Creighton's bench outscored its starters, keyed by scoring binges from newcomers Cavel Witter and Booker Woodfox ... P'Allen Stinnett had 23 points in his debut vs. DePaul en route to earning MVC Newcomer and Freshman of the Year honors ... Creighton opened 9-1, including wins over DePaul, Nebraska, Drexel, Saint Joseph's and UALR ... the regular-season finale saw the Bluejays defeat Bradley, 111-110 in double-overtime, behind Witter's then-CHI Health Center Omaha-record 42 points ... Creighton rallied from a 12-point deficit in the final 3:10 to beat Rhode Island in the NIT opener, 74-73, before being eliminated with a loss at Florida ... Stinnett was named Honorable Mention All-MVC and Woodfox was named MVC Sixth Man of the Year.

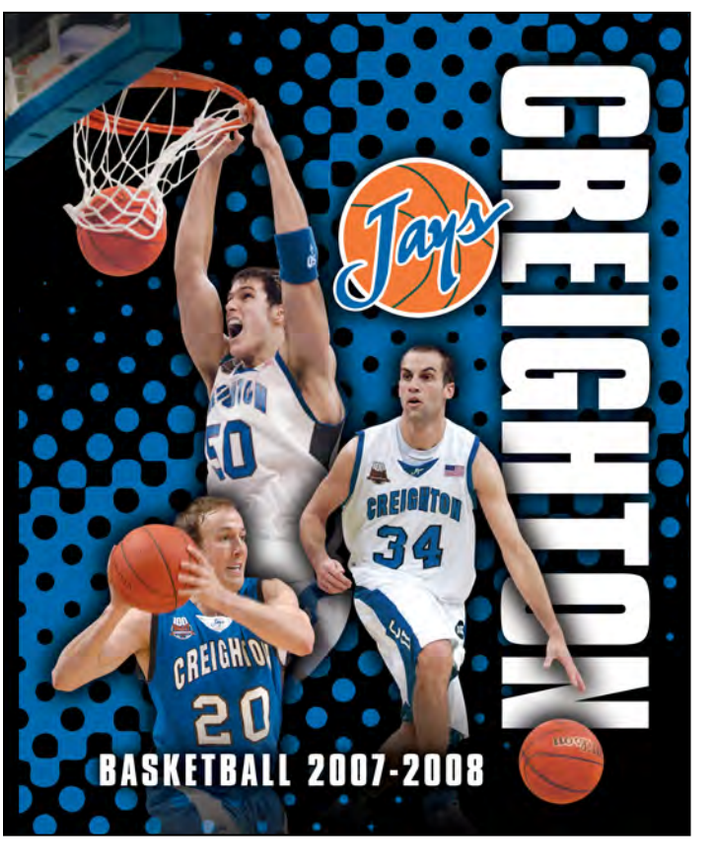

Creighton seniors Dane Watts (50), Pierce Hibma (20) and Nick Bahe (34) helped the Bluejays to an 11th straight postseason bid.

2008 — **Rhode Island (21-12) 73**
Creighton (22-10) 74

National Invitation Tournament First Round
March 18, 2008 — CHI Health Center Omaha — Omaha, Neb.

Defining Moment: Cavel Witter's three-pointer with 3.2 seconds left capped a remarkable comeback from 12 points down with 3:10 to play and seven down with 1:31 to go in the NIT first-round game.
Key Stat: Creighton's final 41 points came from the newcomer trio of Booker Woodfox, Cavel Witter and P'Allen Stinnett.

RHODE ISLAND	fg-a	3fg-a	ft-a	reb	pf	pts	ast	to	blk	stl	min
Will Daniels	4-10	1-2	7-10	3	3	16	0	2	0	1	24
Kahiem Seawright	2-5	0-0	2-4	10	2	6	8	2	1	1	38
Jason Francis	2-2	0-0	0-1	2	1	4	0	1	0	1	9
Parfait Bitee	3-8	1-2	0-0	3	3	7	2	3	0	0	37
Jimmy Baron	5-15	3-9	0-0	5	0	13	0	1	0	0	32
Marquis Jones	2-3	0-0	3-4	2	1	7	1	0	0	1	11
Lamonte Ulmer	5-13	0-0	2-2	8	3	12	1	2	3	0	24
Delroy James	4-7	0-0	0-2	8	3	8	1	1	0	1	22
Keith Cothran	0-0	0-0	0-0	0	1	0	0	0	0	1	3
Team Rebounds				2							
Totals	**27-63**	**5-13**	**14-23**	**43**	**17**	**73**	**13**	**12**	**4**	**6**	**200**
	.429	**.385**	**.609**								

CREIGHTON	fg-a	3fg-a	ft-a	reb	pf	pts	ast	to	blk	stl	min
Dane Watts	1-4	1-1	2-2	10	3	5	1	2	0	0	24
Kenny Lawson Jr.	2-7	0-0	1-2	4	3	5	0	1	0	0	18
P'Allen Stinnett	9-21	4-9	0-1	8	1	22	1	3	1	3	33
Josh Dotzler	1-1	0-0	0-0	0	3	2	5	2	0	2	20
Nick Bahe	2-5	1-4	0-0	2	1	5	1	0	0	0	17
Cavel Witter	1-8	1-2	7-8	1	3	10	2	2	0	0	21
Chad Millard	0-1	0-1	0-0	2	3	0	0	2	0	0	17
Booker Woodfox	8-16	4-10	2-2	3	0	22	0	1	0	0	27
Kaleb Korver	0-0	0-0	0-0	0	0	0	0	0	0	0	1
Pierce Hibma	0-2	0-0	0-0	1	0	0	0	0	0	0	2
Casey Harriman	1-3	1-3	0-0	4	1	3	0	0	0	0	16
Kenton Walker	0-0	0-0	0-0	0	0	0	0	0	0	0	4
Team Rebounds				6							
Totals	**25-68**	**12-30**	**12-15**	**41**	**18**	**74**	**10**	**13**	**1**	**5**	**200**
	.368	**.400**	**.800**								

Officials: Karl Hess, Todd Williams, Peter Juzenas.
Technical Fouls: None. **Attendance:** 7,948.

Team	1st	2nd	Total	1stFG%	2ndFG%	Total%	Deadball
Rhode Island	45	28	73	.529	.310	.429	5
Creighton	30	44	74	.333	.400	.368	2

2008 — **Creighton (22-11) 54**
Florida (23-11) 82

National Invitation Tournament Second Round
March 21, 2008 — O'Connell Center — Gainesville, Fla.

Defining Moment: Florida closed the first half on a 24-7 run to take a 39-19 halftime lead on the Jays.
Key Stat: Nick Calathes had the second triple-double in Florida history, and first ever against Creighton, with 11 points, 13 rebounds and 11 assists.

CREIGHTON	fg-a	3fg-a	ft-a	reb	pf	pts	ast	to	blk	stl	min
Dane Watts	3-6	1-3	3-3	6	3	10	0	1	1	0	22
Kenny Lawson Jr.	1-2	0-0	0-2	1	0	2	0	1	0	0	12
P'Allen Stinnett	4-10	1-3	0-0	1	3	9	0	6	0	1	24
Josh Dotzler	1-1	0-0	2-3	5	4	4	1	0	1	0	18
Nick Bahe	1-2	1-2	0-0	5	1	3	0	5	0	1	16
Cavel Witter	6-12	0-2	1-2	2	1	13	2	2	0	2	29
Dustin Sitzmann	0-0	0-0	0-0	0	0	0	0	0	0	0	1
Chad Millard	0-2	0-1	0-0	1	2	0	0	0	1	0	11
Booker Woodfox	2-13	0-5	0-0	1	1	4	1	2	0	0	23
Kaleb Korver	1-2	1-2	0-0	0	0	3	0	2	0	0	11
Pierce Hibma	0-2	0-2	0-0	3	0	0	0	0	0	0	12
Casey Harriman	1-1	0-0	0-0	1	1	2	0	1	0	2	13
Kenton Walker	2-2	0-0	0-0	2	3	4	0	1	0	1	7
Aaron Brandt	0-0	0-0	0-0	0	0	0	1	0	0	0	1
Team Rebounds				4							
Totals	**22-55**	**4-20**	**6-10**	**32**	**19**	**54**	**5**	**21**	**3**	**7**	**200**
	.400	**.200**	**.600**								

FLORIDA	fg-a	3fg-a	ft-a	reb	pf	pts	ast	to	blk	stl	min
Dan Werner	2-4	1-3	2-2	2	4	7	0	0	1	0	22
Nick Calathes	3-7	1-1	4-5	13	1	11	11	4	0	5	31
Marreese Speights	6-8	0-0	2-2	4	2	14	3	2	0	1	19
Jai Lucas	4-10	2-3	0-0	2	4	10	2	2	0	0	26
Walter Hodge	5-10	2-6	3-4	3	2	15	3	0	0	2	27
Jonathan Mitchell	4-7	0-1	0-0	3	0	8	1	2	1	3	17
Adam Allen	1-3	1-3	0-0	0	1	3	1	2	0	0	15
Alex Tyus	3-6	0-0	0-0	2	0	6	1	0	0	0	17
Chandler Parsons	2-5	1-3	1-2	6	1	6	0	0	0	2	24
Hudson Fricke	0-0	0-0	2-2	0	1	2	0	0	0	0	2
Team Rebounds				2							
Totals	**30-60**	**8-20**	**14-17**	**37**	**16**	**82**	**22**	**12**	**2**	**13**	**200**
	.500	**.400**	**.824**								

Officials: Ray Styons, Chris Beaver, Terry Davis.
Technical Fouls: None. **Attendance:** 7,595.

Team	1st	2nd	Total	1stFG%	2ndFG%	Total%	Deadball
Creighton	19	35	54	.348	.438	.400	1
Florida	39	43	82	.448	.548	.500	0

2009 National Invitation Tournament

Standing: Justin Carter, Kaleb Korver, Kenton Walker, Kenny Lawson Jr., Chad Millard, Matt Dorwart, Derek Sebastian, Casey Harriman. Sitting: Dustin Sitzmann, Booker Woodfox, Josh Jones, Antoine Young, Josh Dotzler, Cavel Witter, P'Allen Stinnett.

27-8 Overall, 14-4 MVC (Tie-1st)

Creighton claimed a share of its first regular-season MVC title since 2001-02, overcoming a three-game deficit in the final six games to tie Northern Iowa ... Creighton's 27 wins were second-most in school history and helped the team to a 12th straight postseason as well as 11th consecutive 20-win season ... Creighton went 9-0 in December and later had a stretch of 11 straight wins from Jan. 27 to March 6 ... The latter streak was extended to 11 when Booker Woodfox's buzzer-beater stunned Wichita State in the MVC Tournament, 63-62 ... Woodfox would be named Larry Bird MVC Player of the Year and finished second nationally by making 47.6 percent of his three-point attempts ... Woodfox was a First Team All-MVC pick while P'Allen Stinnett was a Second Team choice ... Kenny Lawson Jr. and Josh Dotzler were both named to the MVC's All-Defensive Team ... Creighton set MVC records with 302,676 home fans and 15,930 fans per game ... The season ended with a tough 65-63 NIT loss against Kentucky.

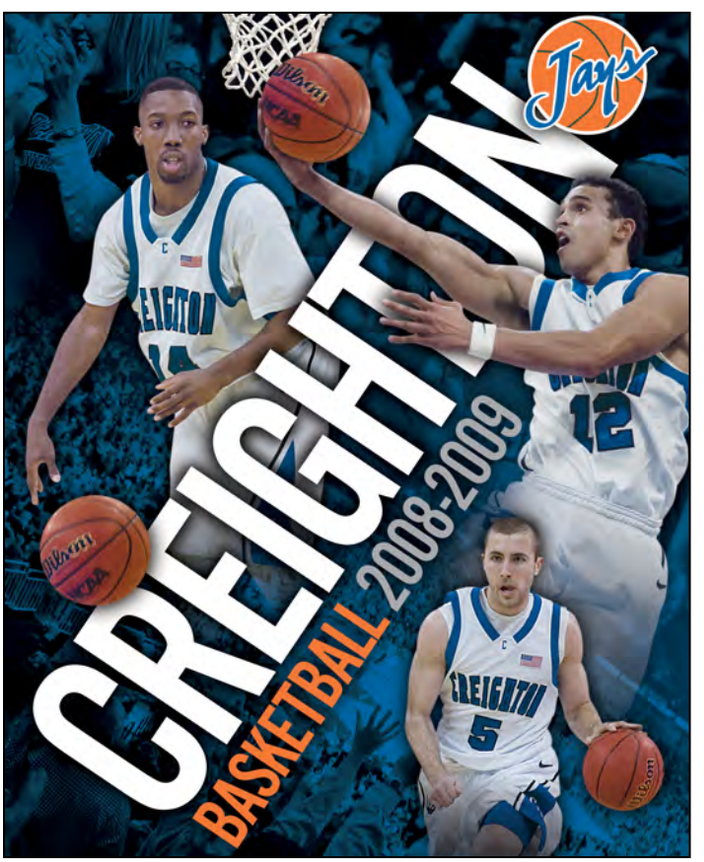

Booker Woodfox (top left), Josh Dotzler (top right) and Dustin Sitzmann (bottom right) helped lead Creighton to its first MVC regular-season title since 2001-02.

2009

Bowling Green (19-14)	71
Creighton (27-7)	73

National Invitation Tournament First Round
March 18, 2009 CHI Health Center Omaha Omaha, Neb.

Defining Moment: Creighton overcame a first-half 14-point deficit with a strong second half. The Jays took their first lead of the second half with 4:44 left on a Booker Woodfox three-point basket, and the lead for good on a Justin Carter trifecta with 1:46 left. BGSU's Darryl Clements missed a trey as time expired that could have won it.
Key Stat: Creighton shot 63.6 percent in the second half while holding Bowling Green to 1-of-8 three-point shooting after intermission.

BOWLING GREEN	fg-a	3fg-a	ft-a	reb	pf	pts	ast	to	blk	stl	min
Nate Miller	10-17	1-4	1-2	3	1	22	2	1	0	1	34
Otis Polk	2-5	0-0	2-4	5	3	6	0	1	1	0	20
Brian Moten	3-9	2-7	4-4	4	0	12	1	0	0	2	35
Darryl Clements	8-18	3-8	0-0	8	3	19	3	5	0	0	34
Joe Jakubowski	0-3	0-2	1-2	5	3	1	3	1	0	0	31
Scott Thomas	3-6	1-2	0-0	4	2	7	2	0	0	0	18
Dee Brown	0-0	0-0	0-0	0	0	0	0	0	0	1	4
Erik Marschall	2-4	0-0	0-0	4	3	4	1	0	0	0	24
Team Rebounds				3				1			
Totals	**28-62**	**7-23**	**8-12**	**36**	**15**	**71**	**12**	**9**	**1**	**4**	**200**
	.425	**.304**	**.667**								

CREIGHTON	fg-a	3fg-a	ft-a	reb	pf	pts	ast	to	blk	stl	min
Justin Carter	5-10	1-2	3-3	6	1	14	0	1	0	2	23
Kenny Lawson Jr.	4-5	0-0	0-0	5	2	8	0	0	1	1	16
P'Allen Stinnett	5-8	0-3	8-9	2	2	18	6	2	0	1	31
Josh Dotzler	0-0	0-0	0-0	1	1	0	4	0	0	0	17
Booker Woodfox	2-11	2-9	4-5	2	1	10	4	1	0	0	31
Cavel Witter	1-5	0-1	1-2	2	2	3	0	2	0	1	13
Chad Millard	0-0	0-0	0-0	0	0	0	0	0	0	0	5
Kaleb Korver	0-2	0-2	0-0	2	1	0	0	1	0	0	7
Antoine Young	5-6	2-3	0-1	1	0	12	1	1	0	0	22
Casey Harriman	0-3	0-2	0-0	2	0	0	1	0	0	1	16
Kenton Walker	3-4	0-0	2-2	4	2	8	1	0	1	1	19
Team Rebounds				4							
Totals	**25-54**	**5-22**	**18-22**	**31**	**12**	**73**	**17**	**8**	**2**	**7**	**200**
	.463	**.227**	**.818**								

Officials: Paul Faia, Mike Foote, Peter Juzenas.
Technical Fouls: None. **Attendance:** 9,577.

Team	1st	2nd	Total	1stFG%	2ndFG%	Total%	Deadball
Bowling Green	39	32	71	.469	.433	.452	2
Creighton	31	42	73	.344	.636	.463	2

2009

Kentucky (22-13)	65
Creighton (27-8)	63

National Invitation Tournament Second Round
March 23, 2009 CHI Health Center Omaha Omaha, Neb.

Defining Moment: Jodie Meeks' three-point play with 10.6 seconds left gave Kentucky its largest lead of the game. A potential game-winning three-pointer by Creighton's Booker Woodfox was off the mark and Meeks grabbed the rebound as time expired.
Key Stat: Kentucky's trip to Omaha marked the first visit by an SEC team to Omaha since 1940.

KENTUCKY	fg-a	3fg-a	ft-a	reb	pf	pts	ast	to	blk	stl	min
Ramon Harris	2-5	0-0	5-7	5	2	9	7	3	0	2	33
Michael Porter	3-4	1-2	0-0	1	1	7	1	2	0	1	30
Perry Stevenson	6-11	0-0	1-2	9	3	13	2	3	2	0	38
Jodie Meeks	4-9	1-2	7-7	3	4	16	1	1	0	2	30
Patrick Patterson	5-8	0-0	2-2	7	3	12	2	2	2	0	25
Darius Miller	2-7	1-2	0-1	3	3	5	1	2	1	1	22
Kevin Galloway	0-1	0-0	0-0	0	0	0	1	0	1	0	6
A.J. Stewart	0-1	0-1	0-0	2	0	0	0	0	0	1	3
DeAndre Liggins	1-2	1-1	0-0	0	1	3	1	1	0	0	9
Josh Harrellson	0-3	0-0	0-0	3	1	0	0	0	0	0	4
Team Rebounds				3							
Totals	**23-51**	**4-8**	**15-19**	**36**	**18**	**65**	**16**	**14**	**6**	**7**	**200**
	.451	**.500**	**.789**								

CREIGHTON	fg-a	3fg-a	ft-a	reb	pf	pts	ast	to	blk	stl	min
Justin Carter	3-8	2-4	0-2	15	2	8	1	1	0	1	27
Kenny Lawson Jr.	5-11	0-0	2-2	5	1	12	1	0	2	2	24
P'Allen Stinnett	4-7	2-4	5-9	3	1	15	1	3	0	0	35
Josh Dotzler	0-1	0-1	0-0	0	5	0	6	1	0	2	16
Booker Woodfox	6-17	3-6	3-4	6	1	18	0	1	0	1	25
Cavel Witter	0-2	0-1	0-0	0	2	0	1	1	0	0	11
Chad Millard	0-0	0-0	0-0	0	0	0	0	0	0	0	3
Kaleb Korver	1-4	1-3	0-0	0	2	3	3	0	1	1	13
Antoine Young	0-5	0-0	0-0	2	1	0	2	3	0	1	21
Casey Harriman	0-1	0-0	0-0	0	3	0	0	2	0	1	9
Kenton Walker	3-3	0-0	1-2	1	1	7	0	0	1	0	16
Team Rebounds				4				1			
Totals	**22-59**	**8-19**	**11-19**	**36**	**19**	**63**	**15**	**13**	**4**	**9**	**200**
	.373	**.421**	**.579**								

Officials: Bobby Vetkoetter, James "Tim" Gattis, Kevin Mathis.
Technical Fouls: None. **Attendance:** 16,984.

Team	1st	2nd	Total	1stFG%	2ndFG%	Total%	Deadball
Kentucky	31	34	65	.407	.500	.451	1
Creighton	33	30	63	.321	.440	.373	4

2016 National Invitation Tournament

Standing (l-r): Ben McNair, Steve Merfeld, Jeff Vanderloo, Preston Murphy, Matt Schneiderman, Martin Krampelj, Justin Patton, Geoffrey Groselle, Toby Hegner, Zach Hanson, Darian DeVries, Len Gordy, Steve Lutz, Tim MacAllister, Tyler Glidden. Sitting (l-r): Alex O'Neill, Marcus Foster, Maurice Watson Jr., Tyler Clement, Khyri Thomas, Isaiah Zierden, Greg McDermott, Cole Huff, Ronnie Harrell Jr., James Milliken, Drew Cayce, Malik Albert, Marlon Stewart.

20-15 Overall, 9-9 BIG EAST (6th)

Creighton returned to the postseason for the 18th time in 19 years, winning consecutive NIT games for the first time to reach the quarterfinals ... The team also reached 20 wins for the 16th time in 18 years ... Creighton won the Men Who Speak Up Main Event in Las Vegas, with Cole Huff earning MVP honors ... The Bluejays played eight games against ranked teams, including wins over No. 5 Xavier and No. 18 Butler ... Boston University transfer Maurice Watson Jr. led the team in scoring and assists and was named Second Team All-BIG EAST ... Watson's 229 assists rank second-most in CU history and were ninth nationally ... Senior center Geoffrey Groselle set school records for field goal percentage in a season and career.



Creighton won consecutive NIT games for the first time in 2016.

2016 — Alabama (18-15) 54; Creighton (19-14) 72

National Invitation Tournament
March 15, 2016 — CHI Health Center Omaha — Omaha, Neb.

Defining Moment: Creighton turned a 14-12 deficit into a 41-23 lead spanning halftime.
Key Stat: Creighton has won at least one postseason game each of its last eight appearances, and Greg McDermott's eight postseason wins are a program record.

ALABAMA	fg-a	3fg-a	ft-a	reb	pf	pts	ast	to	blk	stl	min
Michael Kessens	1-3	0-1	0-0	3	2	2	1	0	1	1	10
Jimmie Taylor	1-3	0-0	0-0	3	1	2	0	1	1	2	16
Riley Norris	1-5	1-3	0-0	3	3	3	0	1	0	0	33
Arthur Edwards	1-9	0-6	0-1	3	1	2	2	1	0	4	27
Retin Obasohan	3-10	1-4	6-6	3	0	13	4	2	0	1	31
Lawson Schaffer	0-0	0-0	0-0	0	0	0	0	0	0	0	1
Justin Coleman	6-15	4-9	2-2	2	2	18	2	3	0	0	26
Shannon Hale	2-9	2-7	3-4	3	2	9	0	2	0	1	24
Brandon Austin	0-1	0-1	0-0	2	1	0	0	0	0	0	12
Donta Hall	2-5	0-0	1-2	8	2	5	0	1	5	3	20
Team Rebounds				2				1			
Totals	**17-60**	**8-31**	**12-15**	**32**	**14**	**54**	**9**	**12**	**7**	**12**	**200**
	.283	**.258**	**.800**								

CREIGHTON	fg-a	3fg-a	ft-a	reb	pf	pts	ast	to	blk	stl	min
Cole Huff	3-8	0-1	0-0	6	2	6	1	0	0	0	31
Geoffrey Groselle	4-8	0-0	4-4	14	4	12	1	1	3	1	27
Khyri Thomas	6-13	2-5	1-2	8	3	15	2	2	0	3	33
Maurice Watson Jr.	8-13	1-4	3-4	3	3	20	2	5	0	1	29
James Milliken	3-6	0-1	0-0	0	3	6	4	0	0	0	30
Marlon Stewart	0-0	0-0	0-0	0	0	0	0	0	0	0	1
Ronnie Harrell Jr.	1-2	1-1	0-0	2	0	3	1	5	0	0	13
Tyler Clement	0-0	0-0	0-0	0	0	0	1	0	0	0	2
Malik Albert	0-3	0-1	1-2	3	0	1	0	1	1	1	13
Toby Hegner	1-1	1-1	0-0	4	2	3	0	0	1	0	9
Zach Hanson	3-6	0-0	0-0	4	1	6	0	0	0	0	12
Team Rebounds				1							
Totals	**29-60**	**5-14**	**9-12**	**45**	**18**	**72**	**12**	**14**	**5**	**6**	**200**
	.483	**.357**	**.750**								

Officials: Karl Hess, Ray Natili, Jeb Hartness
Technical Fouls: None. **Attendance:** 6,305

Team	1st	2nd	Total	1stFG%	2ndFG%	Total%	Deadball
Alabama	19	35	54	.241	.323	.283	2
Creighton	30	42	72	.429	.531	.483	1

2016 — Wagner (23-11) 54; Creighton (20-14) 87

National Invitation Tournament
March 19, 2016 — CHI Health Center Omaha — Omaha, Neb.

Defining Moment: Zach Hanson scored a career-high 14 points, all in the first half, as the Bluejays raced to a 21-point halftime lead.
Key Stat: Creighton outrebounded Wagner 47-28 and outscored the Seahawks 36-16 in the paint.

WAGNER	fg-a	3fg-a	ft-a	reb	pf	pts	ast	to	blk	stl	min
Mike Aaman	2-6	0-0	2-3	4	2	6	1	1	1	1	20
Corey Henson	2-8	0-3	2-2	2	0	6	1	2	0	1	29
Aaren Edmead	1-2	1-2	0-0	1	2	3	3	3	0	1	16
Dwaun Anderson	3-8	1-4	2-4	4	4	9	0	2	1	3	31
Michael Carey	4-11	2-4	3-4	3	4	13	1	1	0	0	28
Henry Brooks	1-6	0-0	0-0	4	4	2	0	0	0	0	14
JoJo Cooper	0-4	0-3	2-3	3	2	2	3	1	0	0	19
Romone Saunders	2-9	2-5	0-0	3	2	6	0	0	0	0	17
Japhet Kadji	2-3	0-0	0-0	2	3	4	0	0	0	0	10
Devin Liggeons	0-4	0-1	3-4	2	3	3	0	0	0	2	11
Greg Senat	0-0	0-0	0-0	0	4	0	0	1	0	1	5
Team Rebounds				0							
Totals	**17-61**	**6-22**	**14-20**	**28**	**28**	**54**	**9**	**11**	**2**	**9**	**200**
	.279	**.273**	**.700**								

CREIGHTON	fg-a	3fg-a	ft-a	reb	pf	pts	ast	to	blk	stl	min
Cole Huff	1-4	1-3	2-2	5	0	5	0	1	0	1	15
Geoffrey Groselle	7-7	0-0	4-6	9	1	18	0	3	0	0	20
Khyri Thomas	4-6	1-1	4-4	4	1	13	2	0	1	1	29
Maurice Watson Jr.	3-5	1-2	2-3	3	2	9	8	2	0	2	28
James Milliken	4-8	4-7	0-2	3	1	12	4	1	0	0	35
Marlon Stewart	1-2	0-1	0-0	1	0	2	0	1	0	0	5
Ronnie Harrell Jr.	1-3	0-1	4-7	9	0	6	2	3	0	1	18
Tyler Clement	0-2	0-1	0-0	3	0	0	1	2	0	0	12
Malik Albert	0-0	0-0	0-1	0	0	0	0	0	0	0	1
Toby Hegner	2-5	1-4	3-4	6	4	8	0	1	0	0	17
Zach Hanson	5-8	0-0	4-5	3	3	14	1	1	0	0	20
Team Rebounds				1							
Totals	**28-50**	**8-20**	**23-34**	**47**	**12**	**87**	**18**	**15**	**1**	**5**	**200**
	.560	**.400**	**.676**								

Officials: Peter Juzenas, Lewis Garrison, Toby Martinez
Technical Fouls: None. **Attendance:** 6,471

Team	1st	2nd	Total	1stFG%	2ndFG%	Total%	Deadball
Wagner	25	29	54	.250	.297	.279	3
Creighton	46	41	87	.586	.524	.560	5

2016 — Creighton (20-16) 82; BYU (26-10) 88

National Invitation Tournament
March 22, 2016 — Marriott Center — Provo, Utah

Defining Moment: After Creighton built a 27-15 lead in the first 12 minutes, BYU put together a 23-10 run to close the first half and lead by one at the break.
Key Stat: Creighton dropped to 0-4 all-time in NIT road games, while BYU won its 11th straight NIT home game.

CREIGHTON	fg-a	3fg-a	ft-a	reb	pf	pts	ast	to	blk	stl	min
Khyri Thomas	2-9	1-3	4-5	2	2	9	3	1	0	0	36
Maurice Watson Jr.	3-10	1-2	2-4	4	1	9	9	2	1	1	36
Cole Huff	7-16	3-11	1-2	11	4	18	1	0	0	1	28
James Milliken	4-9	1-6	1-2	0	5	10	1	2	0	1	36
Geoffrey Groselle	8-10	0-0	6-9	8	4	22	0	2	1	1	28
Ronnie Harrell Jr.	4-7	2-2	0-0	2	2	10	2	1	0	1	18
Tyler Clement	0-0	0-0	0-0	0	1	0	0	0	0	0	0+
Toby Hegner	0-2	0-2	0-0	1	1	0	0	1	0	0	7
Zach Hanson	2-4	0-0	0-0	4	2	4	0	0	0	0	11
Team Rebounds				5							
Totals	**30-67**	**8-26**	**14-22**	**37**	**22**	**82**	**16**	**9**	**2**	**5**	**200**
	.448	**.308**	**.636**								

BYU	fg-a	3fg-a	ft-a	reb	pf	pts	ast	to	blk	stl	min
Chase Fischer	5-13	1-5	4-5	5	3	15	3	2	0	3	36
Zac Seljaas	5-6	5-6	4-4	7	3	19	1	1	1	2	37
Nick Emery	4-13	2-8	7-7	7	2	17	5	4	0	0	37
Kyle Davis	7-9	0-0	4-6	3	3	18	1	3	0	0	32
Corbin Kaufusi	3-5	0-0	1-1	4	3	7	0	1	3	1	19
Kyle Collinsworth	4-9	0-1	2-6	5	3	10	4	1	0	1	20
Jordan Chatman	0-1	0-1	0-0	0	0	0	0	0	1	0	0	2
Nate Austin	1-1	0-0	0-0	6	1	2	1	0	0	0	14
Jakob Hartsock	0-0	0-0	0-0	0	0	0	0	0	1	0	3
Team Rebounds				2							
Totals	**29-57**	**8-21**	**22-29**	**39**	**18**	**88**	**15**	**13**	**5**	**7**	**200**
	.509	**.381**	**.759**								

Officials: Verne Harris, Don Daily, Keith Kimble
Technical Fouls: None. **Attendance:** 15,525

Team	1st	2nd	Total	1stFG%	2ndFG%	Total%	Deadball
Creighton	37	45	82	.414	.474	.448	2
BYU	38	50	88	.433	.593	.509	2

2019 National Invitation Tournament

Standing (l-r): Ben McNair, Jeff Vanderloo, Len Gordy, Denzel Mahoney, Christian Bishop, Martin Krampelj, Samson Froling, Jacob Epperson, Mitch Ballock, Damien Jefferson, Connor Cashaw, Alan Huss, Paul Lusk, John McKew. Sitting (l-r): Preston Murphy, Steve Merfeld, Ty-Shon Alexander, Jett Canfield, Kaleb Joseph, Greg McDermott, Davion Mintz, Marcus Zegarowski, Jordan Scurry, Casey Matthews, Ty Nurse.

20-15 Overall, 9-9 BIG EAST (T-3rd)

Creighton tied for third in the BIG EAST Conference for a third straight season, winning its final five regular-season games ... The Bluejays also won 20 games and played in the postseason for a fourth consecutive campaign, reaching the quarterfinals of the NIT ... A win over No. 16 Clemson helped Creighton win the Cayman Islands Classic, with Ty-Shon Alexander taking home MVP honors ... Alexander led Creighton with 15.7 points per game on the season ... Martin Krampelj was the team's top rebounder with 6.9 per game and added 13.5 points per game ... Creighton set a program record with 372 three-pointers, including a single-game record 22 vs. Coe ... Creighton won at No. 10 Marquette in early March, the fourth straight year with a top-10 victory.

Davion Mintz, Ty-Shon Alexander, Martin Krampelj and Mitch Ballock each averaged 9.7 points per game or more for the 20-win Bluejays in 2018-19.

2019 Loyola Chicago (20-14) 61
Creighton (19-14) 70

National Invitation Tournament
March 19, 2019 CHI Health Center Omaha Omaha, Neb.

Defining Moment: Mitch Ballock had 10 of CU's first 17 points in the second half as the Jays steadily pulled away.
Key Stat: Creighton won its seventh straight postseason home game while eliminating 2018 Final Four qualifier Loyola Chicago, limiting MVC Player of the Year Marques Townes to just four points on 1-of-8 shooting.

LOYOLA CHICAGO	fg-a	3fg-a	ft-a	reb	pf	pts	ast	to	blk	stl	min
Aher Uguak	9-11	0-0	0-1	3	1	18	0	2	0	2	18
Cameron Krutwig	8-14	0-0	1-1	4	2	17	5	2	3	0	30
Lucas Williamson	2-5	1-2	0-0	9	2	5	1	2	0	1	37
Marques Townes	1-8	0-3	2-2	2	3	4	8	3	0	1	29
Clayton Custer	3-8	2-3	1-2	3	2	9	4	2	1	1	37
Jake Baughman	0-0	0-0	0-0	0	0	0	0	0	0	0	0+
Burno Skokna	3-6	2-5	0-0	0	0	8	2	0	0	1	27
Christian Negron	0-2	0-0	0-0	1	0	0	0	1	0	0	1
Cooper Kaifes	0-1	0-1	0-0	2	1	0	0	2	0	1	18
Franklin Agunanne	0-0	0-0	0-0	0	3	0	0	0	1	1	3
Team Rebounds				3							
Totals	**26-55**	**5-14**	**4-6**	**27**	**14**	**61**	**20**	**14**	**5**	**8**	**200**
	.473	**.357**	**.667**								

CREIGHTON	fg-a	3fg-a	ft-a	reb	pf	pts	ast	to	blk	stl	min
Martin Krampelj	6-10	4-6	1-2	8	3	17	2	3	0	2	30
Davion Mintz	4-8	1-2	2-2	4	1	11	5	2	2	1	39
Ty-Shon Alexander	4-10	2-8	0-0	3	2	10	7	4	1	2	37
Marcus Zegarowski	4-9	2-5	2-2	4	2	12	0	2	0	0	35
Mitch Ballock	5-10	0-4	0-0	5	2	10	1	0	0	2	34
Connor Cashaw	0-0	0-0	0-0	0	0	0	0	0	0	0	6
Jordan Scurry	0-0	0-0	0-0	0	0	0	0	0	0	0	0+
Christian Bishop	4-7	0-0	0-1	4	1	8	0	1	1	0	10
Kaleb Joseph	0-1	0-0	2-2	1	2	2	0	1	0	0	9
Team Rebounds				4				2			
Totals	**27-55**	**9-25**	**7-9**	**33**	**13**	**70**	**15**	**15**	**4**	**7**	**200**
	.491	**.360**	**.778**								

Officials: Kipp Kissinger, John Higgins, Tyler Kumpf
Technical Fouls: None. **Attendance:** 5,755

Team	1st	2nd	Total	1stFG%	2ndFG%	Total%	Deadball
Loyola Chicago	31	30	61	.464	.481	.473	1
Creighton	36	34	70	.517	.462	.491	0

2019 Memphis (22-14) 67
Creighton (20-14) 79

National Invitation Tournament
March 22, 2019 CHI Health Center Omaha Omaha, Neb.

Defining Moment: After a 17-2 run by Memphis trimmed Creighton's lead to 54-52, the Bluejays answered with a 16-4 run that featured six points, four rebounds and a steal by Christian Bishop.
Key Stat: Creighton outrebounded Memphis 40-29 for the game, including 20-10 in the second half.

MEMPHIS	fg-a	3fg-a	ft-a	reb	pf	pts	ast	to	blk	stl	min
Kyvon Davenport	2-3	0-1	1-2	5	5	5	0	2	0	1	14
Mike Parks Jr.	4-5	0-0	1-2	3	3	9	0	3	0	0	10
Jeremiah Martin	8-16	1-4	3-3	2	0	20	4	3	2	2	39
Raynere Thornton	1-5	0-1	0-0	4	1	2	2	1	0	2	36
Kareem Brewton Jr.	1-4	0-0	0-0	3	5	2	1	1	0	0	18
Tyler Harris	4-12	1-5	2-2	1	0	11	2	0	0	1	30
Alex Lomax	4-8	2-4	0-1	3	1	10	1	0	0	0	23
Antwann Jones	2-6	0-2	2-2	6	5	6	2	5	0	3	24
Isaiah Maurice	1-2	0-0	0-0	1	2	2	0	0	1	0	6
Team Rebounds				1							
Totals	**27-61**	**4-17**	**9-12**	**29**	**22**	**67**	**12**	**15**	**3**	**9**	**200**
	.443	**.235**	**.750**								

CREIGHTON	fg-a	3fg-a	ft-a	reb	pf	pts	ast	to	blk	stl	min
Martin Krampelj	5-7	1-1	1-2	4	4	12	0	2	2	1	18
Davion Mintz	4-8	0-3	4-6	2	1	12	1	4	0	2	27
Ty-Shon Alexander	4-12	0-5	3-5	6	2	11	3	2	0	2	32
Marcus Zegarowski	4-8	3-6	3-4	2	2	14	8	1	0	0	37
Mitch Ballock	6-11	2-5	0-0	8	4	14	3	1	1	2	30
Connor Cashaw	3-4	0-0	0-0	2	1	6	2	1	0	0	20
Jordan Scurry	0-0	0-0	0-0	0	0	0	0	0	0	0	0+
Christian Bishop	4-6	0-0	0-2	10	2	8	0	3	1	1	21
Kaleb Joseph	0-3	0-1	0-0	2	3	0	0	1	0	0	10
Damien Jefferson	1-2	0-10	-0	0	0	2	0	0	0	0	5
Team Rebounds				4							
Totals	**31-61**	**6-22**	**11-19**	**40**	**19**	**79**	**17**	**15**	**4**	**8**	**200**
	.508	**.273**	**.579**								

Officials: Randy Heimerman, Bart Lenox, Chance Moore
Technical Fouls: None. **Attendance:** 7,031

Team	1st	2nd	Total	1stFG%	2ndFG%	Total%	Deadball
Memphis	30	37	67	.406	.483	.443	1,1
Creighton	40	39	79	.486	.538	.508	4

2019 Creighton (20-15) 58
TCU (23-13) 71

National Invitation Tournament
March 26, 2019 Schollmaier Arena Fort Worth, Texas

Defining Moment: Trailing 33-30 at intermission, TCU opened the second half with a 16-0 run and never looked back to advance to the semifinals of the NIT for the second time in three seasons.
Key Stat: Creighton shot just 9-of-35 after half, its worst percentage (.257) for any half all season.

CREIGHTON	fg-a	3fg-a	ft-a	reb	pf	pts	ast	to	blk	stl	min
Martin Krampelj	3-6	1-3	0-2	5	0	7	1	3	1	0	15
Davion Mintz	3-11	0-4	2-2	2	1	8	1	3	0	0	24
Ty-Shon Alexander	3-11	2-9	2-2	4	2	10	2	2	1	1	30
Marcus Zegarowski	2-9	2-5	0-0	3	3	6	4	2	0	1	27
Mitch Ballock	5-11	4-10	0-0	4	2	14	2	1	1	0	31
Connor Cashaw	1-3	0-0	0-0	2	2	2	2	0	0	3	17
Jordan Scurry	0-0	0-0	0-0	0	0	0	0	0	0	0	2
Christian Bishop	4-5	0-0	2-6	6	1	10	1	1	1	1	21
Kaleb Joseph	0-1	0-0	1-2	4	1	1	4	1	1	0	22
Damien Jefferson	0-0	0-0	0-0	1	0	0	0	0	0	0	8
Samson Froling	0-1	0-0	0-0	1	0	0	0	0	0	0	3
Team Rebounds				2				2			
Totals	**21-58**	**9-31**	**7-14**	**34**	**12**	**58**	**17**	**15**	**5**	**6**	**200**
	.362	**.290**	**.500**								

TCU	fg-a	3fg-a	ft-a	reb	pf	pts	ast	to	blk	stl	min
Kouat Noi	8-15	6-12	3-4	7	1	25	2	2	0	1	38
JD Miller	5-11	0-2	5-6	5	2	15	2	2	0	0	27
Kevin Samuel	1-3	0-0	1-2	3	3	3	1	1	4	2	24
Desmond Bane	3-7	0-1	0-0	5	3	6	4	0	0	0	31
Alex Robinson	6-9	0-1	0-0	11	2	12	3	5	0	2	35
Kendric Davis	1-5	0-1	2-2	2	1	4	3	1	0	1	19
RJ Nembhard	2-6	1-3	1-2	2	0	6	1	2	0	0	25
Owen Aschieris	0-0	0-0	0-0	0	0	0	0	0	0	0	1
Team Rebounds				1							
Totals	**26-56**	**7-20**	**12-16**	**36**	**12**	**71**	**16**	**13**	**4**	**6**	**200**
	.464	**.350**	**.750**								

Officials: Don Daily, Marques Pettigrew, Chris Rastatter
Technical Fouls: None. **Attendance:** 3,314

Team	1st	2nd	Total	1stFG%	2ndFG%	Total%	Deadball
Creighton	33	25	58	.522	.257	.362	5
TCU	30	41	71	.367	.577	.464	3

2011 College Basketball Invitational

Standing (l-r): Casey Harriman, Kaleb Korver, Doug McDermott, Kenny Lawson Jr., Gregory Echenique, Will Artino, Matthew Dorwart, Ethan Wragge, Wayne Runnels, Derek Sebastian. Sitting (l-r): Darryl Ashford, Ross Ferrarini, Taylor Stormberg, Antoine Young, Josh Jones, Kody Ingle, Jahenns Manigat, Grant Gibbs.

23-16 Overall, 10-8 MVC (Tie-4th)

Greg McDermott became the winningest first-year coach in Creighton history, leading the Bluejays to 23 wins and an appearance in the CBI finals ... McDermott's son, Doug, led the Bluejays in scoring (14.9) and rebounding (7.2), sweeping MVC Freshman and Newcomer of the Year honors, and becoming the first freshman to be named First Team All-MVC since 1952 ... Antoine Young led the MVC in assists per game (5.0) and assist/turnover ratio (2.38) while also ranking seventh in the league in scoring (13.1) ... Gregory Echenique became eligible on Dec. 19 after transferring from Rutgers and went on to earn MVC All-Newcomer and All-Defensive Team honors ... Creighton won four straight postseason games for the first time, only to lose the final two games in Eugene (against former Creighton head coach Dana Altman) to drop the best-of-three finals, 2-1.

Creighton's senior class was featured on the 2010-11 media guide cover. From left: Wayne Runnels, Casey Harriman, Kenny Lawson Jr., Kaleb Korver and Darryl Ashford.

2011

San Jose State (17-16)	74
Creighton (20-14)	85

College Basketball Invitational Round One

March 15, 2011 CHI Health Center Omaha Omaha, Neb.

Defining Moment: After falling behind 43-40 at half, Doug McDermott and Gregory Echenique had Creighton's first 20 points after the break during a 23-12 run.

Key Stat: The win was the 300th in Greg McDermott's head coaching career and he's won 20 or more games eight times.

SAN JOSE STATE	fg-a	3fg-a	ft-a	reb	pf	pts	ast	to	blk	stl	min
Wil Carter	6-9	0-0	3-4	11	4	15	4	1	2	1	36
Matt Ballard	0-1	0-0	0-0	7	1	0	0	0	2	1	29
Keith Shamburger	8-13	3-5	4-6	2	2	23	3	2	0	0	39
Adrian Oliver	6-16	2-6	0-1	1	3	14	0	1	1	0	36
Justin Graham	5-15	2-4	1-2	6	1	13	4	2	1	3	37
Calvin Douglas	3-4	1-1	0-0	0	0	7	0	0	0	0	13
Chris Jones	1-1	0-0	0-0	0	0	2	0	0	0	0	4
Joe Henson	0-0	0-0	0-0	1	0	0	0	0	0	0	6
Team Rebounds				0							
Totals	**29-59**	**8-16**	**8-13**	**28**	**11**	**74**	**11**	**6**	**6**	**5**	**200**
	.492	**.500**	**.615**								

CREIGHTON	fg-a	3fg-a	ft-a	reb	pf	pts	ast	to	blk	stl	min
Doug McDermott	10-16	4-7	2-2	9	2	26	3	1	0	0	27
Gregory Echenique	7-13	0-0	4-7	5	0	18	0	1	2	1	25
Jahenns Manigat	6-7	5-6	0-0	1	2	17	2	0	0	1	28
Kaleb Korver	1-3	1-2	0-0	4	1	3	4	2	0	0	23
Antoine Young	0-5	0-1	0-0	2	0	0	8	0	0	0	35
Taylor Stormberg	0-1	0-1	0-0	0	0	0	0	0	0	0	3
Josh Jones	2-6	1-4	0-0	2	2	5	2	1	0	0	16
Ross Ferrarini	0-1	0-1	0-0	0	1	0	0	0	0	0	3
Wayne Runnels	0-1	0-0	2-2	3	0	2	1	0	0	0	13
Darryl Ashford	2-3	0-1	0-0	2	1	4	0	1	1	0	12
Kenny Lawson Jr.	4-7	2-3	0-0	7	0	10	1	2	0	0	15
Team Rebounds				1							
Totals	**32-63**	**13-26**	**8-11**	**36**	**9**	**85**	**21**	**8**	**3**	**2**	**200**
	.508	**.500**	**.727**								

Officials: Lonnie Dixon, Mike Giarratano, Doran Gotschall.
Technical Fouls: None. **Attendance:** 3,086.

Team	1st	2nd	Total	1stFG%	2ndFG%	Total%	Deadball
San Jose St.	43	31	74	.515	.462	.492	3
Creighton	40	45	85	.484	.531	.508	1,1

2011

Davidson (18-15)	92
Creighton (21-14)	102

College Basketball Invitational Quarterfinals

March 21, 2011 CHI Health Center Omaha Omaha, Neb.

Defining Moment: Creighton closed the highest-scoring game in CBI history with a 20-9 run after falling behind 83-82 with about four minutes left.

Key Stat: Doug McDermott (31) and Josh Jones (21) each had career-highs in points, while Antoine Young had 22 points and nine assists.

DAVIDSON	fg-a	3fg-a	ft-a	reb	pf	pts	ast	to	blk	stl	min
Jake Cohen	6-11	0-3	4-7	3	5	16	0	3	1	0	25
Clint Mann	4-6	1-2	0-0	3	5	9	0	3	0	2	19
Brendan McKillop	3-5	3-5	0-0	3	4	9	2	0	0	0	33
JP Kuhlman	7-14	2-5	3-4	1	3	19	7	2	0	0	35
Tom Droney	2-3	0-0	0-0	0	5	4	2	1	0	1	15
Nik Cochran	2-4	1-2	3-3	0	2	8	3	1	0	0	22
Will Reigel	0-0	0-0	0-0	0	1	0	1	0	0	0	2
De'Mon Brooks	7-12	0-1	7-10	9	4	21	1	0	0	1	23
Frank Ben-Eze	0-1	0-0	0-0	0	0	0	0	1	0	0	3
Chris Czerapowicz	2-6	0-4	0-0	7	3	4	1	0	1	0	19
Ben Allison	1-2	0-0	0-0	1	0	2	0	0	0	0	4
Team Rebounds				4							
Totals	**34-64**	**7-22**	**17-24**	**31**	**32**	**92**	**17**	**11**	**2**	**4**	**200**
	.531	**.318**	**.708**								

CREIGHTON	fg-a	3fg-a	ft-a	reb	pf	pts	ast	to	blk	stl	min
Doug McDermott	8-12	2-5	13-14	10	4	31	2	4	0	0	32
Gregory Echenique	3-3	0-0	4-4	2	5	10	0	3	1	0	12
Jahenns Manigat	0-3	0-2	3-4	0	1	3	3	0	1	0	31
Kaleb Korver	0-2	0-1	0-0	3	1	0	1	0	0	0	18
Antoine Young	9-18	0-1	4-6	2	2	22	9	0	0	3	37
Taylor Stormberg	0-0	0-0	0-0	0	0	0	0	0	0	0	0+
Josh Jones	7-11	4-4	3-4	1	0	21	1	0	0	2	24
Derek Sebastian	0-0	0-0	0-0	0	0	0	0	0	0	0	0+
Ross Ferrarini	0-0	0-0	0-0	0	0	0	0	0	0	0	0+
Matthew Dorwart	0-0	0-0	0-0	0	0	0	0	0	0	0	0+
Wayne Runnels	2-3	0-0	5-6	5	3	9	1	2	1	1	23
Darryl Ashford	0-4	0-1	1-2	3	0	1	0	0	2	0	11
Kenny Lawson Jr.	1-2	0-1	3-3	4	4	5	1	0	0	0	12
Team Rebounds				6							
Totals	**30-58**	**6-15**	**36-43**	**36**	**20**	**102**	**18**	**9**	**5**	**6**	**200**
	.517	**.400**	**.837**								

Officials: Eric Curry, K.C. Ely, Brad Ferrie.
Technical Fouls: None. **Attendance:** 4,832.

Team	1st	2nd	Total	1stFG%	2ndFG%	Total%	Deadball
Davidson	50	42	92	.576	.484	.531	1
Creighton	49	53	102	.531	.500	.517	4

2011

UCF (21-12)	64
Creighton (22-14)	82

College Basketball Invitational Semifinals

March 23, 2011 CHI Health Center Omaha Omaha, Neb.

Defining Moment: Creighton scored the first 10 points and 15 of the first 17 points of the game and never looked back.

Key Stat: Creighton forced 19 turnovers and turned those into 25 points, including 21 points on 13 first half UCF miscues.

UCF	fg-a	3fg-a	ft-a	reb	pf	pts	ast	to	blk	stl	min
P.J. Gaynor	1-3	1-3	0-0	0	1	3	0	1	0	1	8
Keith Clanton	9-12	1-2	7-8	2	3	26	0	4	1	1	34
Dwight McCombs	0-1	0-0	0-0	2	3	0	0	1	0	0	14
Marcus Jordan	4-9	0-3	1-4	2	1	9	2	4	0	2	36
Isaac Sosa	0-0	0-0	0-0	2	0	0	0	1	0	0	12
Jarvis Davis	0-0	0-0	0-0	0	0	0	0	0	0	0	1
A.J. Rompza	2-6	0-2	8-11	1	2	12	5	3	0	3	28
Taylor Young	0-1	0-1	0-0	0	0	0	0	0	0	0	7
Dogukan Kuzucn	0-0	0-0	0-0	0	0	0	0	0	0	0	1
Dave Diakite	0-0	0-0	0-0	0	0	0	0	0	1	0	2
Amara Thompson	1-1	0-0	0-0	0	0	2	0	0	0	0	1
A.J. Tyler	0-5	0-5	0-0	2	2	0	0	1	0	1	11
Isaiah Sykes	5-6	0-0	2-2	6	4	12	0	2	0	0	33
Tom Herzog	0-1	0-0	0-0	3	2	0	0	2	2	1	12
Team Rebounds				3							
Totals	**22-45**	**2-16**	**18-25**	**23**	**18**	**64**	**7**	**19**	**4**	**9**	**200**
	.489	**.125**	**.720**								

CREIGHTON	fg-a	3fg-a	ft-a	reb	pf	pts	ast	to	blk	stl	min
Doug McDermott	7-10	2-3	0-0	3	1	16	3	1	0	1	26
Gregory Echenique	5-7	0-0	9-10	5	3	19	1	1	2	1	23
Jahenns Manigat	0-3	0-3	1-2	4	3	1	5	1	0	2	35
Kaleb Korver	0-3	0-1	0-0	0	1	0	0	0	0	1	17
Antoine Young	6-9	2-3	2-2	1	1	16	10	0	0	1	30
Taylor Stormberg	0-0	0-0	0-0	1	1	0	0	1	0	0	6
Josh Jones	4-6	2-3	1-3	2	2	11	0	1	0	2	20
Derek Sebastian	0-0	0-0	0-0	0	0	0	0	2	0	0	3
Ross Ferrarini	0-1	0-0	0-0	0	0	0	0	0	0	0	3
Matthew Dorwart	0-1	0-0	0-0	0	1	0	0	1	0	0	3
Wayne Runnels	4-4	0-0	0-0	2	1	8	1	2	0	2	11
Darryl Ashford	0-0	0-0	0-0	1	1	0	2	1	0	0	9
Kenny Lawson Jr.	4-8	1-2	2-2	5	1	11	1	2	0	0	14
Team Rebounds				1							
Totals	**30-52**	**7-15**	**15-19**	**25**	**16**	**82**	**23**	**13**	**2**	**10**	**200**
	.577	**.467**	**.789**								

Officials: Gerry Pollard, Bobby Vetkoetter, Rick O'Neill.
Technical Fouls: None. **Attendance:** 6,392.

Team	1st	2nd	Total	1stFG%	2ndFG%	Total%	Deadball
UCF	23	41	64	.381	.583	.489	5,1
Creighton	44	38	82	.567	.591	.577	2

Antoine Young became the first player since 1992-93 to lead the league in assists and also finish Top 10 in the MVC in scoring average.

2011 College Basketball Invitational (continued)

Doug McDermott led Creighton in both scoring and rebounding while tying for the team-lead in three-pointers made in 2011.

2011

Oregon (19-18) 76
Creighton (23-14) 84

College Basketball Invitational Finals Game One
March 28, 2011 — CHI Health Center Omaha — Omaha, Neb.

Defining Moment: Creighton made its first six shots, including 5-of-5 from three-point range, and led the rest of the way in an 84-76 win.
Key Stat: Creighton shot better than 50 percent for its seventh straight home game.

OREGON	fg-a	3fg-a	ft-a	reb	pf	pts	ast	to	blk	stl	min
E.J. Singler	4-12	2-4	0-1	10	0	10	3	0	0	1	34
Tyrone Nared	2-4	0-1	0-0	2	4	4	1	1	0	0	13
Joevan Catron	6-17	0-3	3-5	9	2	15	3	4	0	0	28
Garrett Sim	4-7	3-5	3-3	1	1	14	0	1	1	1	33
Johnathan Loyd	4-7	1-3	1-1	0	5	10	5	0	0	1	28
Malcolm Armstead	4-7	1-2	0-0	2	4	9	5	2	0	1	21
Teondre Williams	0-3	0-3	0-0	0	3	0	0	1	0	0	15
Jay-R Strowbridge	5-7	3-5	1-2	2	3	14	0	0	0	1	28
Team Rebounds				4							
Totals	**29-64**	**10-26**	**8-12**	**30**	**22**	**76**	**17**	**9**	**1**	**5**	**200**
	.453	**.385**	**.667**								

CREIGHTON	fg-a	3fg-a	ft-a	reb	pf	pts	ast	to	blk	stl	min
Doug McDermott	7-12	2-5	5-6	4	1	21	1	2	1	0	34
Gregory Echenique	6-7	0-0	3-4	9	4	15	0	0	4	0	28
Jahenns Manigat	3-6	3-6	2-4	3	1	11	7	3	0	4	37
Kaleb Korver	2-4	2-3	0-0	5	0	6	2	2	0	0	21
Antoine Young	1-5	0-1	7-9	3	3	9	8	4	0	0	36
Josh Jones	4-6	2-4	1-2	0	4	11	1	0	0	0	17
Wayne Runnels	0-0	0-0	0-0	0	0	0	1	0	0	0	5
Darryl Ashford	1-2	0-0	0-0	4	0	2	0	1	0	0	7
Kenny Lawson Jr.	4-9	0-0	1-2	4	3	9	1	0	0	0	15
Team Rebounds				2							
Totals	**28-51**	**9-19**	**19-27**	**34**	**16**	**84**	**21**	**12**	**5**	**4**	**200**
	.549	**.474**	**.704**								

Officials: Randy Heimerman, Eric Curry, Winston Stith.
Technical Fouls: None. **Attendance:** 12,381.

Team	1st	2nd	Total	1stFG%	2ndFG%	Total%	Deadball
Oregon	37	39	76	.500	.417	.453	2,1
Creighton	44	40	84	.593	.500	.549	3

2011

Creighton (23-15) 58
Oregon (20-18) 71

College Basketball Invitational Finals Game Two
March 30, 2011 — Matthew Knight Arena — Eugene, Ore.

Defining Moment: Not long after Creighton star Doug McDermott picked up his second foul in the first four minutes, Oregon went on a 29-9 run spanning both halves to build an insurmountable lead.
Key Stat: Oregon forced 20 turnovers by Creighton, converting them into 35 points.

CREIGHTON	fg-a	3fg-a	ft-a	reb	pf	pts	ast	to	blk	stl	min
Doug McDermott	1-4	0-1	4-5	2	4	6	0	3	0	0	15
Gregory Echenique	3-5	0-0	4-5	8	0	10	2	5	2	1	27
Jahenns Manigat	3-7	1-5	3-4	4	1	10	0	2	0	1	31
Kaleb Korver	2-4	2-4	2-2	3	1	8	2	1	0	0	25
Antoine Young	1-7	0-1	0-0	1	0	2	2	5	0	1	33
Taylor Stormberg	1-1	1-1	0-0	0	0	3	0	0	0	0	2
Josh Jones	2-5	2-3	0-0	1	0	6	2	1	0	1	20
Derek Sebastian	0-0	0-0	0-0	0	0	0	0	0	0	0	1
Ross Ferrarini	0-0	0-0	0-0	0	0	0	0	1	0	0	1
Matthew Dorwart	0-0	0-0	0-0	0	0	0	0	0	0	0	1
Wayne Runnels	1-2	0-0	0-0	1	2	2	2	1	1	0	15
Darryl Ashford	0-1	0-0	2-2	2	1	2	1	0	0	0	7
Kenny Lawson Jr.	4-7	1-3	0-0	4	0	9	0	1	1	0	22
Team Rebounds				1							
Totals	**18-43**	**7-18**	**15-18**	**27**	**9**	**58**	**11**	**20**	**4**	**4**	**200**
	.419	**.389**	**.833**								

OREGON	fg-a	3fg-a	ft-a	reb	pf	pts	ast	to	blk	stl	min
E.J. Singler	4-8	1-2	1-2	4	4	10	1	1	0	1	27
Joevan Catron	8-16	2-5	0-0	6	2	18	0	1	1	1	26
Tyrone Nared	1-4	0-1	0-0	5	3	2	0	2	0	0	24
Garrett Sim	4-6	1-3	0-1	2	0	9	0	2	0	0	26
Malcolm Armstead	6-10	0-1	2-2	3	4	14	6	2	0	5	28
Matt Loslı	1-1	0-0	0-0	0	0	2	0	0	0	0	1
Nicholas Lucenti	0-0	0-0	0-0	0	0	0	0	0	0	0	1
Johnathan Loyd	1-4	0-1	1-2	2	2	3	6	2	0	3	23
Martin Seiferth	0-0	0-0	0-0	0	0	0	0	0	0	0	1
Teondre Williams	2-4	0-1	0-0	0	1	4	0	1	0	2	13
Jay-R Strowbridge	4-5	1-2	0-0	2	1	9	2	1	0	1	30
Team Rebounds				3							
Totals	**31-58**	**5-16**	**4-7**	**27**	**17**	**71**	**15**	**12**	**1**	**13**	**200**
	.593	**.484**	**.534**								

Officials: Tony Padilla, Shawn Leigh, Martin Cota.
Technical Fouls: None. **Attendance:** 7,875.

Team	1st	2nd	Total	1stFG%	2ndFG%	Total%	Deadball
Creighton	21	37	58	.391	.450	.419	2
Oregon	35	36	71	.593	.484	.534	1,1

2011

Creighton (23-16) 69
Oregon (21-18) 71

College Basketball Invitational Finals Game Three
April 1, 2011 — Matthew Knight Arena — Eugene, Ore.

Defining Moment: With the score tied, Creighton turned the ball over with 17.2 seconds left after a backcourt violation. Oregon's E.J. Singler would then score the game-winner with 2.0 seconds left.
Key Stat: Oregon's Joevan Catron scored a career-high 29 points en route to CBI MVP honors, making his last eight field goal attempts.

CREIGHTON	fg-a	3fg-a	ft-a	reb	pf	pts	ast	to	blk	stl	min
Doug McDermott	4-5	3-4	2-4	2	3	13	0	3	0	0	21
Gregory Echenique	5-7	0-0	2-4	6	4	12	1	0	2	0	26
Jahenns Manigat	0-3	0-2	0-0	1	1	0	0	2	0	0	27
Kaleb Korver	0-4	0-3	0-0	1	1	0	2	0	0	2	16
Antoine Young	8-14	1-2	4-7	3	1	21	7	5	0	1	36
Josh Jones	1-5	0-4	0-0	5	2	2	3	2	1	1	18
Wayne Runnels	2-3	0-0	0-0	4	1	4	0	0	0	0	13
Darryl Ashford	2-5	0-0	2-2	3	2	6	2	1	1	0	22
Kenny Lawson Jr.	4-8	3-5	0-0	7	3	11	1	1	0	0	21
Team Rebounds				3							
Totals	**26-54**	**7-20**	**10-17**	**35**	**18**	**69**	**16**	**14**	**4**	**4**	**200**
	.481	**.350**	**.588**								

OREGON	fg-a	3fg-a	ft-a	reb	pf	pts	ast	to	blk	stl	min
E.J. Singler	6-9	1-3	2-3	3	3	15	1	1	0	0	34
Joevan Catron	11-17	1-3	6-9	5	4	29	0	2	1	1	34
Tyrone Nared	1-3	0-0	2-2	5	3	4	2	0	0	0	27
Garrett Sim	1-4	0-2	0-0	2	0	2	2	0	0	1	25
Malcolm Armstead	2-8	0-3	0-0	3	4	4	3	1	0	3	29
Johnathan Loyd	3-4	2-3	0-0	4	2	8	1	2	0	0	17
Teondre Williams	1-3	0-2	0-0	0	1	2	0	0	0	1	6
Jay-R Strowbridge	2-8	0-3	3-4	1	1	7	3	0	0	0	28
Team Rebounds				2							
Totals	**27-56**	**4-19**	**13-18**	**25**	**18**	**71**	**12**	**6**	**1**	**6**	**200**
	.482	**.211**	**.722**								

Officials: Rick Batsell, Kevin Brill, Jimmy Casas.
Technical Fouls: None. **Attendance:** 9,335.

Team	1st	2nd	Total	1stFG%	2ndFG%	Total%	Deadball
Creighton	30	39	69	.448	.520	.481	4,1
Oregon	31	40	71	.367	.615	.482	3,1

2010 CollegeInsider.com Tournament

Standing (l-r): Casey Harriman, Kaleb Korver, Ethan Wragge, Chad Millard, Kenny Lawson Jr., Matt Dorwart, Wayne Runnels, Derek Sebastian. Sitting (l-r): Andrew Bock, Antoine Young, Josh Jones, Darryl Ashford, Justin Carter, Cavel Witter.

18-16 Overall, 10-8 MVC (4th)

Creighton's first team to win consecutive postseason games, going 2-1 and reaching the semifinals of the CollegeInsider.com Postseason Tournament ... Creighton saw its streak of 11 straight 20-win seasons snapped, but did win at least 10 MVC games for the 14th straight year and reached the postseason for a 13th straight campaign ... Kenny Lawson Jr. led Creighton in scoring, rebounding and blocked shots, while Antoine Young led the team in assists ... The team lost double-digit leads in road losses at No. 21 Dayton and No. 19 New Mexico and finished 15-2 at home, 3-10 in true road games and 0-4 in neutral site contests ... Dana Altman accepted the head coaching job at the University of Oregon on April 26, ending his 16-year career at Creighton with 327 wins and 13 postseason appearances.

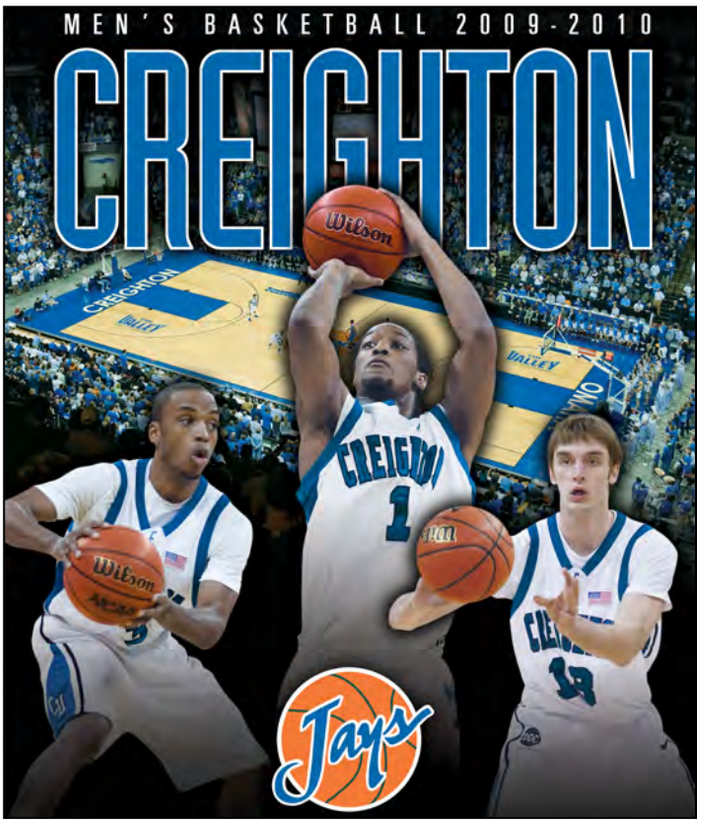

Cavel Witter (left), Justin Carter (middle) and Chad Millard (right) were seniors on Creighton's first team ever to win consecutive postseason games.

2010

South Dakota (22-10) 78
Creighton (17-15) 89

CollegeInsider.com Postseason Tournament First Round
March 16, 2010 Omaha Civic Auditorium Omaha, Neb.

Defining Moment: Creighton used a 25-14 run to close the first half with a 50-36 lead.
Key Stats: Creighton's bench outscored USD's by a 56-18 margin. With CHI Health Center Omaha booked with the NCAA Wrestling Championships, Creighton returned to the Omaha Civic Auditorium for the first time since 2003.

SOUTH DAKOTA	fg-a	3fg-a	ft-a	reb	pf	pts	ast	to	blk	stl	min
Roman Gentry	5-12	3-6	0-0	5	0	13	0	0	1	3	33
Tyler Cain	3-10	0-0	6-11	9	3	12	4	2	7	1	36
Steve Smith	1-8	1-4	2-2	2	2	5	0	0	0	0	19
Kendall Cutler	6-10	0-0	0-0	2	2	12	6	4	0	0	27
Jake Thomas	6-10	4-6	2-2	7	2	18	2	1	1	0	40
Mitchell Bouie	1-3	0-0	0-0	3	2	2	2	2	0	1	13
Louie Krogman	5-12	4-9	0-0	2	3	14	1	1	0	0	28
Jordan Boots	0-0	0-0	0-0	0	0	0	0	0	0	1	2
Conrad Krutwig	1-1	0-0	0-0	1	0	2	0	0	0	0	2
Team Rebounds				2							
Totals	**28-66**	**12-25**	**10-15**	**33**	**14**	**78**	**15**	**10**	**9**	**6**	**200**
	.424	**.480**	**.667**								

CREIGHTON	fg-a	3fg-a	ft-a	reb	pf	pts	ast	to	blk	stl	min
Justin Carter	1-10	0-1	2-2	10	3	4	4	1	3	3	29
Ethan Wragge	4-6	4-6	2-2	2	1	14	1	1	0	0	16
Kenny Lawson Jr.	0-5	0-0	2-2	6	3	2	0	0	0	0	11
Josh Jones	3-7	0-2	0-0	1	0	6	0	0	0	0	15
Antoine Young	3-7	1-2	0-0	2	1	7	5	1	0	0	24
Cavel Witter	4-5	4-5	3-4	2	0	15	1	1	0	0	20
Andrew Bock	0-0	0-0	2-2	0	0	2	1	2	0	0	7
Kaleb Korver	3-4	3-4	0-0	0	1	9	3	0	0	0	19
Matt Dorwart	0-0	0-0	0-0	0	1	0	0	1	0	0	4
Wayne Runnels	5-9	0-1	5-5	9	1	15	2	2	0	0	24
Darryl Ashford	6-9	0-2	1-2	5	0	13	1	2	1	1	18
Casey Harriman	1-2	0-0	0-0	3	0	2	2	0	0	1	13
Team Rebounds				1							
Totals	**30-64**	**12-23**	**17-19**	**41**	**11**	**89**	**20**	**11**	**4**	**5**	**200**
	.469	**.522**	**.895**								

Officials: Bo Boroski, Terry Oglesby, Brad Ferrie.
Technical Fouls: None. **Attendance:** 4,348.

Team	1st	2nd	Total	1stFG%	2ndFG%	Total%	Deadball
South Dakota	36	42	78	.419	.429	.424	4
Creighton	50	39	89	.500	.429	.469	1

2010

Fairfield (23-11) 55
Creighton (18-15) 73

CollegeInsider.com Postseason Tournament Quarterfinal Round
March 22, 2010 Omaha Civic Auditorium Omaha, Neb.

Defining Moment: Creighton drained three straight three-pointers as part of an 11-2 run to put the Jays up 58-45 with 5:21 to play.
Key Stats: Justin Carter became Creighton's first player since 1994 with three straight games of 10 or more rebounds. This was the first time in 29 all-time postseason trips that Creighton won consecutive games.

FAIRFIELD	fg-a	3fg-a	ft-a	reb	pf	pts	ast	to	blk	stl	min
Anthony Johnson	8-16	0-0	3-5	7	4	19	0	1	4	2	34
Ryan Olander	0-4	0-0	0-0	5	2	0	1	0	1	0	24
Derek Needham	6-18	2-6	1-2	4	4	15	5	5	0	1	39
Lyndon Jordan	3-7	0-1	2-2	10	2	8	2	0	0	1	28
Colin Nickerson	2-9	0-2	2-2	2	3	6	2	0	1	1	34
Jamal Turner	0-0	0-0	0-0	0	0	0	0	1	0	0	6
Jimmy O'Sullivan	0-0	0-0	0-0	0	0	0	0	0	0	0	1
Sean Crawford	0-3	0-3	4-4	2	2	4	0	1	1	0	12
Gary Martin	0-0	0-0	0-0	0	0	0	0	0	0	0	1
Sean Grzeck	0-0	0-0	0-0	0	0	0	0	0	0	0	1
Mike Evanovich	1-3	1-2	0-0	2	2	3	0	3	0	0	20
Team Rebounds				3							
Totals	**20-60**	**3-14**	**12-15**	**35**	**19**	**55**	**10**	**11**	**7**	**5**	**200**
	.333	**.214**	**.800**								

CREIGHTON	fg-a	3fg-a	ft-a	reb	pf	pts	ast	to	blk	stl	min
Justin Carter	5-7	2-3	4-6	10	1	16	0	3	1	0	28
Ethan Wragge	1-4	1-4	0-0	3	3	3	1	0	1	0	23
Kenny Lawson Jr.	7-14	1-1	2-2	8	3	17	0	0	3	0	26
Josh Jones	3-5	2-4	0-0	2	1	8	2	1	0	3	19
Antoine Young	4-14	1-2	2-3	1	0	11	5	1	0	0	28
Cavel Witter	0-4	0-1	8-8	2	1	8	1	1	0	1	23
Derek Sebastian	0-0	0-0	0-0	1	0	0	1	0	0	0	1
Andrew Bock	0-1	0-0	0-0	0	0	0	0	0	0	0	1
Kaleb Korver	0-0	0-0	0-0	1	0	0	1	0	0	0	7
Matt Dorwart	1-1	0-0	0-0	0	0	2	0	0	0	0	1
Wayne Runnels	1-2	0-0	0-0	1	2	2	1	3	1	1	13
Darryl Ashford	2-4	0-0	2-2	4	2	6	2	1	0	0	14
Casey Harriman	0-0	0-0	0-0	3	0	0	0	0	0	1	16
Team Rebounds				5							
Totals	**24-56**	**7-15**	**18-21**	**41**	**13**	**73**	**14**	**10**	**6**	**6**	**200**
	.429	**.467**	**.857**								

Officials: Gerry Pollard, Frank Spencer, Terry Oglesby.
Technical Fouls: None. **Attendance:** 3,824.

Team	1st	2nd	Total	1stFG%	2ndFG%	Total%	Deadball
Fairfield	25	30	55	.393	.2881	.333	1
Creighton	32	41	73	.452	.400	.429	1

2010

Creighton (18-16) 61
Missouri State (23-12) 67

CollegeInsider.com Postseason Tournament Semifinal Round
March 24, 2010 JQH Arena Springfield, Mo.

Defining Moment: After Creighton rallied to tie the game at 22, Missouri State put together a 10-0 run to secure the victory.
Key Stat: Justin Fuehrmeyer made his first three tries from three-point land after entering the game with seven three-pointers on the year.

CREIGHTON	fg-a	3fg-a	ft-a	reb	pf	pts	ast	to	blk	stl	min
Justin Carter	1-4	0-0	5-8	8	0	7	3	6	2	1	32
Ethan Wragge	4-8	4-7	0-0	3	4	12	1	2	0	0	27
Kenny Lawson Jr.	9-16	3-5	0-0	5	3	21	0	0	3	0	31
Josh Jones	0-3	0-2	0-0	2	3	0	0	0	0	2	20
Antoine Young	7-14	0-1	3-3	5	2	17	5	0	0	0	37
Cavel Witter	0-5	0-1	2-2	2	1	2	0	1	0	1	20
Kaleb Korver	0-0	0-0	0-0	0	1	0	0	0	0	0	1
Wayne Runnels	1-6	0-0	0-0	2	2	2	0	0	0	0	9
Darryl Ashford	0-2	0-1	0-0	1	3	0	0	0	0	0	16
Casey Harriman	0-0	0-0	0-0	1	0	0	0	0	0	0	7
Team Rebounds				4							
Totals	**22-58**	**7-17**	**10-13**	**33**	**19**	**61**	**9**	**9**	**5**	**4**	**200**
	.379	**.412**	**.769**								

MISSOURI STATE	fg-a	3fg-a	ft-a	reb	pf	pts	ast	to	blk	stl	min
Kyle Weems	0-3	0-2	0-0	6	4	0	4	1	1	2	23
Will Creekmore	6-10	0-2	1-1	6	3	13	1	2	1	0	28
Nafis Ricks	5-11	0-2	5-8	3	3	15	5	2	3	0	31
Adam Leonard	5-11	3-9	2-2	4	0	15	0	0	0	0	37
Jermaine Mallett	3-8	2-5	3-3	2	3	11	4	1	0	1	25
Justin Fuehrmeyer	3-6	3-4	0-0	3	0	9	1	1	0	0	20
Caleb Patterson	0-0	0-0	0-0	0	0	0	0	0	0	0	1
Ryan Jehle	0-1	0-0	0-0	3	2	0	0	1	0	0	11
Jerome Jones	1-3	0-1	0-0	2	0	2	2	0	0	0	12
Isaiah Rhine	1-1	0-0	0-0	2	2	2	0	0	1	0	12
Team Rebounds				2							
Totals	**24-54**	**8-25**	**11-14**	**33**	**17**	**67**	**17**	**8**	**6**	**3**	**200**
	.444	**.320**	**.786**								

Officials: Kelly Self, Don Daily, Frank Spencer.
Technical Fouls: None. **Attendance:** 3,112.

Team	1st	2nd	Total	1stFG%	2ndFG%	Total%	Deadball
Creighton	26	35	61	.355	.407	.379	2
Missouri State	34	33	67	.438	.455	.444	4

1950 National Catholic Intercollegiate Tournament

13-13 Overall

Creighton's 1949-50 team finished 13-13 under the direction of Duce Belford, including the school's first postseason appearance since ceasing varsity competition for two years during World War II ... Creighton was upset in its first game at the National Catholic Intercollegiate Tournament by eighth-seeded St. Francis (NY), falling 67-66 ... The tournament was originally scheduled for Baltimore in mid-March but was abandoned after a hotel refused to house African-American and Caucasian players together, necessitating its move to Albany ... Francis Miller led the team with 15.6 points per game.

1950 — Creighton (13-13) 66; St. Francis (NY) (6-17) 67

National Catholic Intercollegiate Tournament
March 29, 1950 — Washington Avenue Armory — Loudonville, NY

Defining Moment: St. Francis trailed 46-37 midway through the second half before a strong finish led the Terriers to the upset over the top-seeded Bluejays.
Key Stat: Three of Creighton's top four scorers fouled out, including team captain Don "Pinky" Knowles after just 14 minutes.

CREIGHTON	fg	ft	pts
Earl McClelland	4	1	9
Frank Gilchrist	9	0	18
Francis Miller	7	7	21
Robert Gradoville	4	0	8
Don "Pinky" Knowles	1	2	4
William Boedeker	1	2	4
Richard Turek	0	0	0
Bill Heyden	1	0	2
Edward Spethman	0	0	0
Raymond McAuliffe	0	0	0
Totals	**27**	**12**	**66**

ST. FRANCIS (NY)	fg	ft	pts
Joyce	0	0	0
Jim Luisi	8	10	26
Rudzinski	2	0	4
Roy Reardon	5	4	14
Tom O'Connor	4	4	12
Conway	1	1	3
Sainato	3	2	8
Ellsworth	0	0	0
Totals	**23**	**21**	**67**

Team	1st	2nd	Total
Creighton	33	33	66
St. Francis (NY)	29	38	67

1963 National Catholic Intercollegiate Tournament

Top Row (l-r): Gene Duffy, John "Red" McManus, John Callaghan, Tom Apke, Jim Bakos, Merrill Smet, Pete McManamon, Loren James, Paul Silas, Bob Eickholt, Herb Millard. Bottom Row (l-r): Mike Lynch, Mike Lyons, Tom Hext, Harry Forehand, Larry Wagner, Steve Walker, Santos Jimenez, Mike Ludden.

14-13 Overall

Creighton finished the second season with Paul Silas with a 14-13 record ... Silas averaged team-highs with 21.2 points and 20.6 rebounds during a dominating junior season, including 30 points and 23 rebounds in the National Catholic Intercollegiate Tournament third-place game against Regis ... Silas would end up with 557 rebounds during the season, including consecutive 37-rebound outings vs. Tennessee State and Colorado College in mid-February ... Creighton finished 1-1 at the National Catholic Intercollegiate Tournament, falling to Xavier before beating Regis in the third-place game ... This was the second of three straight postseason teams for Red McManus, as his teams were in the 1962 and 1964 NCAA Tournaments.

1963 — Creighton (13-13) 67; Xavier (11-16) 80

National Catholic Intercollegiate Tournament
March 8, 1963 — Freedom Hall — Louisville, Ky.

Defining Moment: Creighton led 34-33 at halftime before making just 1-of-12 shots from the floor to start the second half.
Key Stat: Paul Silas had 25 points and 18 rebounds, winning a personal duel with Xavier big man Bob Pelkington (19 points, 14 rebounds).

CREIGHTON	fg	ft-a	pf	pts
Tom Apke	3	1-3	5	7
Pete McManamon	2	4-4	3	8
Paul Silas	11	3-5	1	25
Larry Wagner	4	0-0	5	8
Tom Hext	4	0-1	4	8
Merrill Smet	0	0-0	0	0
John Callaghan	0	1-3	3	1
Santos Jimenez	0	0-0	1	0
Harry Forehand	5	0-0	1	10
Totals	**29**	**9-14**	**23**	**67**
		.643		

XAVIER	fg	ft-a	pf	pts
Thomas Freppon	1	1-1	1	3
George Hollenstein	4	4-8	1	12
Bob Pelkington	8	3-5	5	19
Joe McNeil	1	5-6	5	7
Steve Thomas	6	7-7	3	19
Leo McDermott	1	1-2	0	3
Joe Geiger	6	5-6	0	17
John Stasio	0	0-0	0	0
Totals	**27**	**26-35**	**11**	**80**
		.743		

Attendance: 1,085.

Team	1st	2nd	Total
Creighton	34	33	67
Xavier	33	47	80

1963 — Creighton (14-13) 76; Regis 61

National Catholic Intercollegiate Tournament
March 9, 1963 — Freedom Hall — Louisville, Ky.

Defining Moment: Creighton built a 39-28 halftime lead while holding Regis to 12-of-43 shooting in the first half.
Key Stat: After Regis got within 55-52 with 10 minutes left, the Jays scored the next four points and were not threatened again.

CREIGHTON	fg	ft-a	pf	pts
Tom Apke	4	2-2	3	10
Pete McManamon	4	6-8	2	14
Paul Silas	13	4-8	4	30
Larry Wagner	8	0-0	2	16
Harry Forehand	2	1-1	3	5
Jim Bakos	0	0-0	1	0
Tom Hext	0	0-0	0	0
Santos Jimenez	0	1-2	0	1
John Callaghan	0	0-0	0	0
Merrill Smet	0	0-0	0	0
Bob Eickholt	0	0-0	0	0
Totals	**31**	**14-21**	**15**	**76**
		.667		

REGIS	fg	ft-a	pf	pts
Stout	2	2-5	4	6
Ben Wesley	6	2-4	3	14
Cozell Walker	7	2-3	4	16
Sullivan	1	0-1	0	2
Whalen	3	0-0	0	6
Dennis Crane	5	4-4	2	14
Rapp	0	0-0	1	0
Jones	1	1-1	1	3
Harris	0	0-0	0	0
Kofis	0	0-0	0	0
Miller	0	0-0	0	0
Giordano	0	0-0	1	0
Totals	**25**	**11-18**	**16**	**61**
		.611		

Attendance: 3,084.

Team	1st	2nd	Total
Creighton	39	37	76
Regis	28	33	61

All-Time Scores

Thomas E. Mills

1916-19
53-6
.898

1916-17

17-3 Overall

Date	Opponent	W-L	Score
01/12	**Peru State**	**W**	**30-17**
01/13	**Bellevue**	**W**	**33-18**
01/18	**Nebraska Wesleyan**	**W**	**30-21**
01/19	**York**	**W**	**33-14**
01/30	at Trinity (Iowa)	W	35-14
02/01	**Doane**	**W**	**22-10**
02/06	at Campion	L	15-16
02/07	at Dubuque	L	27-31
02/10	at Beloit	W	18-17
02/12	at St. Viator's (1)	W	20-19
02/19	at Drake	L	27-38
02/22	**Dubuque**	**W**	**23-11**
02/26	at Nebraska Wesleyan	W	22-18
03/02	**Drake**	**W**	**40-22**
03/07	**Nebraska Wesleyan**	**W**	**31-20**
03/13	**Trinity (Iowa)**	**W**	**28-9**
	York	W	33-14
	Bellevue	W	34-17
	Doane	W	23-12
	Peru State	W	29-15

Sites and dates for four above games unknown

1917-18

11-0 Overall

Date	Opponent	W-L	Score
01/11	**Cotner**	**W**	**53-21**
01/18	**Simpson**	**W**	**26-21**
01/19	**Dubuque**	**W**	**23-10**
01/26	**Nebraska Wesleyan**	**W**	**36-12**
02/13	at Nebraska Wesleyan	W	34-19
02/15	**Drake**	**W**	**25-11**
02/22	at Trinity (Iowa)	W	35-9
02/23	at South Dakota	W	30-8
03/04	at Parsons	W	40-14
03/05	at Dubuque	W	28-11
03/06	at Northern Iowa	W	34-15

1918-19

10-0 Overall

Date	Opponent	W-L	Score
01/11	**Doane**	**W**	**52-24**
01/17	**Cotner**	**W**	**51-16**
01/30	**Drake**	**W**	**32-7**
02/05	**South Dakota**	**W**	**24-10**
02/08	**Morningside**	**W**	**28-3**
02/21	at Simpson	W	22-17
02/22	at Drake	W	25-14
02/26	at Morningside	W	32-8
02/27	at South Dakota	W	19-8
03/15	**Trinity (Iowa)**	**W**	**30-12**

1919-20

15-3 Overall

Date	Opponent	W-L	Score
01/16	**Yankton**	**W**	**39-11**
01/17	**Yankton**	**W**	**56-13**
01/23	**South Dakota State**	**W**	**23-11**
01/24	**South Dakota State**	**W**	**23-8**
01/26	**Drake**	**W**	**36-12**
01/27	**Drake**	**W**	**45-19**
02/04	**Indiana**	**W**	**29-20**
02/11	**Michigan State**	**W**	**22-21**
02/12	**Michigan State**	**L**	**15-18**
02/21	**Simpson**	**W**	**30-10**
03/01	at Michigan State	L	24-31
03/02	at Detroit	W	24-16
03/03	at St. John's (Ohio)	W	30-7
03/04	at Hillsdale	W	24-18
03/08	at John Carroll	W	24-18
03/09	at Duquesne	W	31-27
03/10	at W.V. Wesleyan	L	33-35
03/11	at Marietta	W	27-26

Eddie Mulholland

1920-21
5-1
.833

Eddie Mulholland resigned on Feb. 5, 1921 in a dispute over a slick floor caused by a dance prior to the team's loss one night earlier. Charles Kearney then took over as player-coach.

Charles Kearney

1921-22
33-10
.767

1920-21

15-6 Overall

Date	Opponent	W-L	Score
01/14	at Yankton	W	48-17
01/15	**Yankton**	**W**	**50-5**
01/26	**South Dakota**	**W**	**35-19**
01/27	**South Dakota**	**W**	**33-14**
01/29	**Oklahoma**	**W**	**27-16**
02/04	**Des Moines**	**L**	**19-24**
	Charles Kearney takes over		
02/05	**Des Moines**	**W**	**22-14**
02/11	**Haskell**	**W**	**41-16**
02/12	**Haskell**	**W**	**31-15**
02/17	**Notre Dame**	**W**	**24-20**
02/23	**Colgate**	**W**	**32-29**
02/24	**Colgate**	**L**	**24-27**
02/28	at Loras (1)	W	31-27
03/02	at Valparaiso	W	26-24
03/03	at Michigan State	L	20-27
03/04	at John Carroll	W	31-23
03/05	at Allegheny	L	30-31
03/07	at Duquesne	L	28-37
03/08	at W.V. Wesleyan	W	33-25
03/09	❑ vs. W.V. Wesleyan	W	27-26
03/10	at Marietta	L	28-32

❑ in Weston, W.V.

1921-22

23-5 Overall

Date	Opponent	W-L	Score
12/16	**Midland**	**W**	**43-17**
12/17	**Midland**	**W**	**59-14**
12/22	**Iowa**	**W**	**19-17**
12/23	**Iowa**	**L**	**17-20**
12/26	**Colgate**	**W**	**28-19**
12/27	**Colgate**	**W**	**34-25**
01/06	**Yankton**	**W**	**44-11**
01/07	**Yankton**	**W**	**70-20**
01/12	**South Dakota**	**W**	**30-15**
01/13	**South Dakota**	**W**	**33-13**
01/20	**Notre Dame**	**L**	**25-28**
01/21	**Notre Dame**	**W**	**25-22**
01/27	**South Dakota State**	**W**	**28-26**
01/28	**South Dakota State**	**W**	**34-25**
02/03	**Michigan State**	**W**	**41-30**
02/04	**Michigan State**	**W**	**25-21**
02/10	**Des Moines**	**W**	**40-28**
02/11	**Des Moines**	**W**	**34-25**
02/23	at Des Moines	W	33-12
02/24	at Simpson	W	39-25
02/25	at Des Moines	W	20-18
02/27	at Michigan State	W	34-28
03/01	at Buffalo	W	36-27
03/02	at Syracuse	L	28-39
03/03	❑ Colgate	L	24-38
03/04	at Penn State	L	26-49
03/09	at W.V. Wesleyan	W	32-23
03/10	at W.V. Wesleyan	W	43-22

❑ in Binghamton, N.Y.

Arthur A. Schabinger

1922-35
165-66
.714

1922-23

12-5 Overall

11-3 NCC (1st)

Date	Opponent	W-L	Score
01/03	**Kansas**	**L**	**7-29**
01/19	**Morningside***	**W**	**32-14**
01/20	**Morningside***	**W**	**42-19**
01/26	**South Dakota***	**W**	**42-12**
01/27	**South Dakota***	**W**	**38-30**
02/01	at South Dakota State*	W	38-17
02/02	at South Dakota State*	W	28-26
02/03	at Morningside*	W	41-26
02/09	**Marquette***	**W**	**24-9**
02/10	**Marquette***	**L**	**15-19**
02/12	**North Dakota**	**L**	**18-23**
02/14	**Nebraska Wesleyan***	**W**	**44-15**
02/16	**South Dakota State***	**W**	**28-20**
02/17	**South Dakota State***	**W**	**38-11**
02/22	at Marquette*	L	16-25
02/23	at Marquette*	L	6-7
03/03	**Nebraska**	**W**	**46-24**

1923-24

13-2 Overall

9-1 NCC (1st)

Date	Opponent	W-L	Score
12/22	**Indiana**	**W**	**39-29**
01/02	**Iowa**	**W**	**36-13**
01/18	**South Dakota State***	**W**	**52-15**
01/19	**South Dakota State***	**W**	**38-22**
01/25	**North Dakota***	**W**	**32-10**
01/29	**North Dakota State***	**W**	**34-15**
02/02	**Nebraska**	**L**	**21-25**
02/08	at Marquette*	W	28-17
02/09	at Marquette*	L	18-20
02/15	**Des Moines***	**W**	**33-19**
02/22	**Notre Dame**	**W**	**29-22**
02/23	**Notre Dame**	**W**	**23-12**
02/25	**Morningside***	**W**	**42-15**
02/29	**Marquette***	**W**	**39-21**
03/01	**Marquette***	**W**	**32-12**

1924-25

14-2 Overall

7-0 NCC (1st)

Date	Opponent	W-L	Score
12/20	**Minnesota**	**L**	**24-29**
01/03	**Drake**	**W**	**55-17**
01/10	at Marquette*	W	31-15
01/17	at Iowa	W	38-20
01/23	**Notre Dame**	**W**	**34-21**
01/24	**Notre Dame**	**W**	**26-17**
01/27	**Morningside***	**W**	**53-12**
01/31	**Des Moines***	**W**	**24-13**
02/06	**South Dakota State***	**W**	**34-24**
02/07	**North Dakota State***	**W**	**41-18**
02/12	at North Dakota	W	39-21
02/13	at North Dakota	W	29-20
02/14	at North Dakota State*	W	32-25
02/16	at Morningside*	W	46-16
02/21	**Marquette***	**W**	**24-13**
02/28	**Nebraska**	**L**	**11-15**

1925-26

11-9 Overall

4-3 NCC

Date	Opponent	W-L	Score
12/12	**Midland**	**W**	**63-6**
12/19	**Minnesota**	**L**	**20-21**
12/21	**Minnesota**	**W**	**27-11**
01/02	**Iowa State**	**W**	**18-15**
01/09	**Nebraska**	**L**	**15-20**
01/15	at South Dakota State*	W	25-17
01/16	at Morningside*	W	23-13
01/21	at Loyola (Ill.)	L	20-21
01/23	at Marquette*	L	15-17
01/26	**North Dakota**	**W**	**25-21**
01/27	**North Dakota**	**L**	**19-20**
02/02	**Des Moines***	**L**	**21-34**
02/05	**South Dakota**	**W**	**34-14**
02/15	at Nebraska	W	15-11
02/16	**Kansas State**	**W**	**27-21**
02/20	**Morningside***	**L**	**22-26**
02/24	**South Dakota State***	**W**	**32-16**
02/27	**Marquette***	**W**	**24-16**
03/05	at Notre Dame	L	17-23
03/06	at Notre Dame	L	18-29

1926-27

14-5 Overall

6-2 NCC (1st)

Date	Opponent	W-L	Score
12/18	**Grinnell**	**W**	**35-31**
01/03	**Kansas**	**L**	**29-31**
01/08	**Kansas State**	**W**	**39-33**
01/11	**South Dakota State***	**W**	**67-16**
01/13	at Des Moines	W	36-15
01/15	at Marquette*	L	22-31
01/18	**Drake**	**W**	**36-32**
01/22	**Morningside***	**W**	**41-19**
01/31	**Iowa State**	**W**	**25-21**
02/02	**North Dakota State***	**W**	**23-20**
02/04	at South Dakota State*	W	30-18
02/11	at Marquette*	W	39-23
02/12	**North Dakota**	**W**	**24-22**
02/15	**Missouri**	**W**	**37-30**
02/18	at North Dakota	W	31-27
02/19	at North Dakota State*	W	25-21
02/21	at Morningside*	L	30-43
03/04	**Notre Dame**	**L**	**20-32**
03/05	**Notre Dame**	**L**	**17-31**

1927-28

13-2 Overall

Date	Opponent	W-L	Score
12/22	**Oregon State**	**W**	**34-28**
12/23	**Oregon State**	**W**	**17-16**
01/06	**Colorado**	**W**	**41-24**
01/07	**Colorado**	**W**	**52-13**
01/14	at Marquette	L	20-26
01/21	**South Dakota**	**W**	**31-16**
01/30	at Iowa	L	26-30
01/31	at Coe	W	40-36
02/04	**Grinnell**	**W**	**24-19**
02/07	**Morningside**	**W**	**57-23**
02/11	at Saint Louis	W	38-25
02/18	**Marquette**	**W**	**38-21**
02/20	at Morningside	W	27-24
02/21	❑ South Dakota	W	55-26
03/03	**Saint Louis**	**W**	**48-26**

❑ - at Sioux City, Iowa

1928-29

13-4 Overall

4-1 MVC (2nd)

Date	Opponent	W-L	Score
12/18	**Coe**	**W**	**35-18**
01/04	at Colorado	W	32-21
01/05	at Colorado	W	46-27
01/12	**Kansas State**	**W**	**50-25**
01/15	**Grinnell***	**W**	**39-25**
01/18	at Drake*	W	37-21
01/19	at Marquette	W	32-20
01/23	**Oklahoma State***	**W**	**49-23**
01/26	at Iowa	L	26-28
02/04	**Iowa State**	**W**	**32-26**
02/07	**Missouri**	**L**	**29-33**
02/13	at Washington (Mo.)*	L	16-22
02/15	at Syracuse	W	31-25
02/16	at Syracuse	L	29-35
02/23	**Marquette**	**W**	**26-17**
02/26	**Kansas**	**W**	**44-27**
03/02	**Drake***	**W**	**44-33**

1929-30

12-7 Overall

6-2 MVC (T-1st)

Date	Opponent	W-L	Score
12/20	**Oklahoma State***	**W**	**30-14**
12/21	**Oklahoma State***	**W**	**55-26**
01/03	**Syracuse**	**W**	**31-27**
01/04	**Syracuse**	**L**	**25-27**
01/09	at Washington (Mo.)*	L	33-45
01/10	at Kentucky	W	28-27
01/11	at Kentucky	L	21-25
01/17	at Drake*	W	40-27
01/18	at Marquette (2)	W	19-17
01/22	**Grinnell***	**W**	**45-17**
01/25	**Iowa State**	**W**	**40-34**
02/04	**Missouri**	**L**	**30-32**
02/07	at Grinnell*	W	21-20
02/08	at Iowa	L	28-33
02/11	at Missouri	L	21-29
02/14	**Washington (Mo.)***	**W**	**40-23**
02/17	**Marquette**	**W**	**28-26**
02/25	**Drake***	**L**	**32-33**
02/28	**Kansas**	**W**	**44-20**

1930-31

8-10 Overall

5-3 MVC (T-1st)

Date	Opponent	W-L	Score
12/20	**Pittsburgh**	**W**	**22-18**
12/23	**Iowa**	**L**	**22-28**
01/09	**Washington (Mo.)***	**L**	**23-26**
01/16	at Drake*	W	28-18
01/17	at Grinnell*	W	30-26
01/19	at Marquette	L	18-22
01/24	**Iowa State**	**W**	**44-16**
02/03	**Missouri**	**L**	**20-30**
02/06	at Oklahoma State*	L	24-28
02/07	at Oklahoma State*	W	39-31
02/10	at Missouri	L	19-25
02/18	at Washington (Mo.)*	L	27-29
02/20	at Syracuse	L	24-29
02/21	at Syracuse	W	30-24
02/25	**Marquette**	**L**	**21-22**
02/28	**Drake***	**W**	**29-21**
03/03	at Kansas	L	32-38
03/06	**Grinnell***	**W**	**31-27**

1931-32

17-4 Overall

8-0 MVC (1st)

Date	Opponent	W-L	Score
12/09	**Southern California**	**W**	**25-17**
12/19	**Brigham Young**	**W**	**41-35**
01/07	at Missouri	W	35-34
01/08	at Washington (Mo.)*	W	35-28
01/12	**Oklahoma State***	**W**	**65-23**
01/15	at Drake*	W	43-17
01/16	at Grinnell*	W	41-28
01/18	at Marquette	L	24-30
01/23	**Missouri (1)**	**L**	**23-26**
02/01	at Oklahoma State*	W	33-25
02/05	**Syracuse**	**L**	**19-25**
02/06	**Syracuse**	**W**	**30-7**
02/12	**Washington (Mo.)***	**W**	**26-21**
02/16	**Drake***	**W**	**48-24**
02/20	at Pittsburgh	L	19-21
02/22	at West Virginia	W	29-27
02/24	at Army	W	39-32
02/27	**Marquette**	**W**	**51-22**
03/02	**Grinnell***	**W**	**38-27**
03/04	**Nebraska**	**W**	**47-18**
03/07	at Nebraska	W	28-26

*** Regular season conference games**
(#) Number of overtime periods

All-Time Scores

1932-33

12-5 Overall
8-2 MVC (2nd)

Date	Opponent	W-L	Score
12/17	**Arkansas**	**W**	**29-28**
12/20	**Wyoming**	**L**	**33-36**
01/06	**Kentucky**	**L**	**26-32**
01/07	**Kentucky**	**W**	**34-22**
01/10	**Oklahoma State***	**W**	**37-30**
01/13	at Drake*	L	20-23
01/14	at Grinnell*	W	27-25
01/16	at Marquette	W	27-22
01/30	**Butler***	**W**	**27-22**
02/03	at Iowa	L	30-37
02/04	at Washington (Mo.)*	W	44-32
02/06	**Missouri**	**W**	**28-19**
02/11	at Oklahoma State*	W	29-28
02/14	**Drake***	**W**	**79-26**
02/18	**Washington (Mo.)***	**W**	**46-22**
02/22	at Butler*	L	33-45
02/25	**Grinnell***	**W**	**46-31**

1933-34

14-3 Overall
7-3 MVC (2nd)

Date	Opponent	W-L	Score
12/09	**South Dakota**	**W**	**56-26**
12/14	at Missouri	W	28-24
12/20	**Kansas State**	**W**	**55-21**
01/06	**North Dakota**	**W**	**47-26**
01/12	at Drake*	W	36-25
01/13	at Grinnell*	W	37-20
01/20	at Butler*	L	30-48
01/22	at Washington (Mo.)*	L	20-24
01/27	**Drake***	**W**	**31-21**
02/05	**Butler* (1)**	**L**	**32-33**
02/10	**Washington (Mo.)***	**W**	**40-20**
02/12	**Missouri**	**W**	**36-24**
02/17	**Marquette (1)**	**W**	**31-25**
02/24	**Grinnell***	**W**	**46-26**
02/26	**Iowa State**	**W**	**46-33**
03/02	at Oklahoma State*	W	46-27
03/03	at Oklahoma State*	W	53-35

1934-35

12-8 Overall
8-4 MVC (T-1st)

Date	Opponent	W-L	Score
12/17	at South Dakota	W	41-30
12/20	**Brigham Young**	**L**	**38-48**
01/03	**Stanford**	**L**	**29-33**
01/04	**Stanford**	**W**	**31-26**
01/07	at Oklahoma State*	L	17-25
01/08	at Tulsa*	W	38-22
01/12	**Washington (Mo.)***	**W**	**31-28**
01/14	at Marquette (1)	W	31-29
01/18	at Grinnell*	W	32-29
01/19	at Drake*	L	28-39
01/26	**Oklahoma State (1)***	**W**	**30-22**
02/02	**Drake***	**W**	**36-34**
02/08	at Washington (Mo.)*	L	23-26
02/09	at Washburn*	W	32-28
02/16	**Grinnell***	**W**	**36-24**
02/20	at Vanderbilt	W	53-28
02/22	at Kentucky	L	42-63
02/23	at Kentucky	L	13-24
02/27	**Washburn***	**L**	**32-33**
03/01	**Tulsa***	**W**	**39-21**

*** Regular season conference games**
(#) Number of overtime periods

E.S. "Eddie" Hickey

1935-43 &
1946-47
126-71
.640

1935-36

13-6 Overall
8-4 MVC (T-1st)

Date	Opponent	W-L	Score
12/13	at South Dakota	W	44-37
12/20	**Brigham Young**	**L**	**36-44**
01/03	**Vanderbilt**	**W**	**40-34**
01/04	**Vanderbilt**	**W**	**46-30**
01/10	at Tulsa*	W	32-31
01/11	at Oklahoma State*	L	22-32
01/13	**Washington (Mo.)***	**W**	**44-18**
01/18	**Grinnell***	**W**	**53-26**
01/25	**Oklahoma State***	**W**	**48-29**
02/01	**Drake***	**W**	**41-30**
02/07	at Grinnell*	W	40-35
02/08	at Drake*	L	40-45
02/12	**Washburn***	**L**	**35-39**
02/15	**Tulsa***	**W**	**37-22**
02/19	at Washington (Mo.)*	W	62-42
02/21	at Kentucky	L	38-63
02/22	at Kentucky	W	31-29
02/29	**Marquette**	**W**	**44-34**
03/04	at Washburn*	L	32-33

1936-37

11-9 Overall
8-4 MVC (2nd)

Date	Opponent	W-L	Score
12/15	**South Dakota**	**W**	**34-27**
12/21	**Ohio State**	**L**	**28-35**
12/23	**Minnesota**	**L**	**23-34**
01/04	**Iowa State**	**W**	**33-28**
01/06	at Washington (Mo.)*	W	44-33
01/08	at Kentucky	L	36-59
01/09	at Tennessee	L	28-34
01/13	**Grinnell***	**W**	**51-28**
01/16	at Oklahoma State*	L	27-45
01/18	at Tulsa*	L	39-42
01/30	**Saint Louis**	**W**	**53-26**
02/05	at Drake*	L	42-43
02/08	**Oklahoma State***	**W**	**23-19**
02/13	**Tulsa***	**W**	**54-26**
02/16	at Washburn*	W	45-31
02/19	**Drake***	**W**	**34-28**
02/22	at Grinnell*	L	30-40
02/27	at Marquette	L	31-44
03/01	**Washington (Mo.)***	**W**	**79-46**
03/06	**Washburn***	**W**	**66-16**

1937-38

11-14 Overall
7-7 MVC (T-4th)

Date	Opponent	W-L	Score
12/16	**South Dakota**	**W**	**47-38**
12/21	at DePaul	W	44-37
12/23	at Western Michigan	L	36-39
12/27	at Ohio State	L	17-31
12/29	at Syracuse	L	39-50
12/30	at Scranton	L	34-44
01/01	at Saint Joseph's (Pa.)	L	40-50
01/03	at Xavier	W	34-29
01/07	**California**	**L**	**35-41**
01/12	**Tulsa***	**L**	**32-33**
01/14	at Washington (Mo.)*	W	38-34
01/15	at Saint Louis*	W	43-31
01/18	**Kansas State**	**W**	**44-39**
01/29	**Saint Louis***	**W**	**36-24**
02/02	**Oklahoma State* (1)**	**L**	**35-37**
02/05	at Grinnell*	W	34-28
02/07	at Drake*	L	31-45
02/12	at Washburn*	L	32-36
02/14	at Oklahoma State*	L	30-37
02/15	at Tulsa*	L	38-41
02/19	**Washington (Mo.)***	**W**	**48-30**
02/24	**Grinnell***	**W**	**48-46**
02/26	**Marquette**	**L**	**32-33**
02/28	**Drake***	**W**	**40-39**
03/05	at Washburn*	L	48-55

1938-39

11-12 Overall
7-7 MVC (5th)

Date	Opponent	W-L	Score
12/15	at South Dakota	L	34-40
12/17	at Minnesota	L	32-47
12/19	**Wyoming**	**W**	**57-49**
12/28	at Rockhurst	W	37-31
12/30	at Denver	W	54-42
01/02	at Wyoming	L	36-47
01/03	at Northern Colorado	L	37-50
01/07	**Washington (Mo.)***	**L**	**30-34**
01/13	at Washington (Mo.)*	W	41-32
01/14	at Saint Louis* (1)	W	34-31
01/28	**Iowa State**	**W**	**35-29**
01/30	**Saint Louis***	**L**	**20-22**
02/01	**Washburn***	**W**	**36-29**
02/04	at Tulsa*	L	42-55
02/06	at Oklahoma State*	L	18-32
02/11	**Drake***	**L**	**41-50**
02/13	**Grinnell***	**W**	**44-38**
02/18	**DePaul**	**L**	**31-39**
02/20	**Tulsa***	**W**	**32-27**
02/25	at Drake*	L	35-43
02/27	at Grinnell*	L	38-56
03/04	**Oklahoma State***	**W**	**31-28**
03/08	at Washburn*	W	34-31

1939-40

11-9 Overall
8-4 MVC (2nd)

Date	Opponent	W-L	Score
12/15	**Denver**	**W**	**47-34**
12/18	**Michigan State**	**L**	**30-32**
12/19	**Michigan State**	**L**	**21-38**
12/21	at South Dakota	L	37-39
01/03	**Northern Colorado**	**W**	**50-36**
01/06	**Iowa State**	**L**	**32-35**
01/09	**Kansas State**	**L**	**44-50**
01/13	**Tulsa***	**W**	**36-24**
01/15	**Oklahoma State***	**L**	**27-38**
01/27	**Drake***	**W**	**39-38**
02/03	at Oklahoma State*	L	21-39
02/05	at Tulsa*	W	34-31
02/10	**Saint Louis***	**W**	**34-29**
02/12	at Drake*	W	49-45
02/16	at Washburn*	L	36-44
02/19	at Washington (Mo.)*	W	42-35
02/20	at Saint Louis*	L	35-43
02/24	**Washburn***	**W**	**42-31**
03/02	**Washington (Mo.)***	**W**	**34-30**
03/04	**Kansas**	**W**	**35-33**

1940-41

18-7 Overall
9-3 MVC (1st)
NCAA Tournament (2-1)

Date	Opponent	W-L	Score
12/13	**South Dakota**	**W**	**48-36**
12/16	**Marquette**	**W**	**57-12**
12/19	**Kentucky**	**W**	**54-45**
12/23	**Minnesota**	**W**	**37-32**
12/30	at Michigan State	W	37-29
12/31	at Michigan State	L	29-34
01/02	at Ohio State	L	42-55
01/03	at Xavier	W	42-39
01/07	**Washburn***	**W**	**42-20**
01/11	**Washington (Mo.)***	**W**	**41-17**
01/17	at Oklahoma State*	L	31-41
01/18	at Tulsa*	W	45-29
02/01	at Drake*	W	51-42
02/05	**Tulsa***	**L**	**31-38**
02/08	**Saint Louis***	**W**	**38-30**
02/13	at Bradley	L	46-52
02/14	at DePaul	W	60-48
02/20	**Oklahoma State***	**W**	**42-38**
02/24	at Washington (Mo.)*	L	33-38
02/25	at Saint Louis*	W	35-34
03/01	**Drake***	**W**	**65-57**
03/07	at Washburn*	W	51-37
03/18	❑ Iowa State	W	57-48
03/21	■ Washington State	L	39-48
03/22	■ Wyoming	W	45-44

❑ Regional play-in game, Kansas City, Mo.
■ NCAA Tournament, Kansas City, Mo.

1941-42

18-5 Overall
9-1 MVC (T-1st)
NIT (2-1)

Date	Opponent	W-L	Score
12/11	**Denver**	**W**	**43-16**
12/15	**UCLA**	**W**	**34-18**
12/18	at South Dakota	W	50-26
12/20	at Minnesota	L	30-44
12/22	**Ohio State**	**W**	**60-34**
12/29	**Utah**	**W**	**36-32**
01/03	at Long Island	L	35-40
01/05	at Scranton	W	63-44
01/09	at Washington (Mo.)*	W	44-30
01/10	at Saint Louis*	W	39-30
01/15	**Washington (Mo.)***	**W**	**45-30**
01/31	**Drake***	**W**	**60-25**
02/07	**Oklahoma State***	**L**	**22-31**
02/10	at Kansas	L	49-53
02/14	at Loyola (Ill.)	W	40-30
02/16	**Saint Louis***	**W**	**47-37**
02/21	at Tulsa*	W	40-30
02/23	at Oklahoma State*	W	31-29
02/28	**Tulsa***	**W**	**54-23**
03/07	at Drake*	W	39-19
03/16	❑ West Texas A&M	W	59-58
03/23	❑ Western Kentucky	L	36-49
03/25	❑ Toledo	W	48-46

❑ National Invitation Tournament, New York, N.Y.

1942-43

16-1 Overall
10-0 MVC (1st)
NIT (0-1)

Date	Opponent	W-L	Score
12/15	at Kansas	W	38-33
12/19	**South Dakota**	**W**	**53-36**
12/23	**Washington State**	**W**	**51-36**
01/02	at Long Island	W	31-30
01/04	at Duquesne	W	42-40
01/09	**Saint Louis***	**W**	**69-25**
01/16	**Oklahoma State***	**W**	**32-24**
01/21	at Drake*	W	40-31
02/05	at Oklahoma State*	W	40-38
02/06	at Tulsa*	W	59-38
02/13	**Tulsa***	**W**	**65-26**
02/15	**Drake***	**W**	**49-47**
02/20	**Washington (Mo.)***	**W**	**45-26**
02/26	at Washington (Mo.)*	W	51-36
02/27	at Saint Louis*	W	61-40
03/04	**Kansas**	**W**	**54-34**
03/18	❑ Washington & Jefferson	L	42-43

❑ National Invitation Tournament
at Madison Square Garden, New York, N.Y.

1943-45

Creighton ceased varsity athletics competition due to World War II

1945-46

9-10 Overall
3-7 MVC (6th)
Coach Duce Belford

Date	Opponent	W-L	Score
12/14	at Nebraska-Omaha	W	48-19
12/20	at Morningside	W	41-32
01/05	**Wichita State***	**L**	**32-33**
01/11	at Oklahoma State*	L	34-53
01/18	at South Dakota	W	55-42
01/19	at South Dakota State	L	49-60
02/02	**South Dakota State**	**W**	**44-41**
02/05	**Rockhurst**	**L**	**37-38**
02/08	**Saint Louis***	**W**	**33-32**
02/09	**South Dakota**	**W**	**49-46**
02/12	**Drake***	**W**	**39-31**
02/16	at Drake*	L	25-58
02/23	**Nebraska-Omaha**	**W**	**38-27**
02/26	at Saint Louis*	L	39-44
02/27	at Tulsa*	L	43-59
03/01	at Wichita State*	L	47-61
03/03	at Rockhurst	L	34-46
03/07	**Tulsa***	**W**	**40-39**
03/09	**Oklahoma State***	**L**	**24-45**

1946-47

17-8 Overall
7-5 MVC (4th)
Coach E.S. "Eddie" Hickey

Date	Opponent	W-L	Score
12/06	**Washburn**	**W**	**41-35**
12/09	**Central Missouri**	**W**	**44-25**
12/13	at South Dakota	W	61-39
12/19	**Morningside**	**W**	**46-43**
12/27	■ Denver	W	47-35
12/28	at Drake	W	51-50
12/31	❖ Miami (Ohio)	L	38-57
01/01	❑ Morehead State	L	58-65
01/03	at Marshall	L	46-54
01/04	at Kalamazoo	W	64-44
01/10	**Wichita State***	**W**	**44-38**
01/13	at Drake*	L	40-46
01/17	at Saint Louis*	L	34-57
01/18	at Washington (Mo.)*	L	40-54
01/25	**Drake***	**L**	**35-36**
02/01	**South Dakota**	**W**	**56-34**
02/07	**Tulsa***	**W**	**69-35**
02/08	**Oklahoma State***	**W**	**40-31**
02/11	**Nebraska-Omaha**	**W**	**48-37**
02/21	**Washington (Mo.)* (1)**	**W**	**49-44**
02/22	**Saint Louis***	**W**	**34-22**
02/28	at Oklahoma State*	L	24-52
03/01	at Tulsa*	W	62-51
03/05	at Washburn	W	45-41
03/06	at Wichita State*	W	51-43

■ at Des Moines, Iowa
❖ at Cincinnati, Ohio
❑ at Louisville, Ky.

Duce Belford

1945-46,
1947-52
56-83
.403

1947-48

10-13 Overall
4-6 MVC (4th)

Date	Opponent	W-L	Score
12/10	**Gonzaga**	**W**	**32-29**
12/12	at South Dakota	L	31-41
12/16	**San Francisco**	**W**	**31-29**
12/18	at Rice	W	52-43
12/29	■ Truman State	L	41-54
12/31	at Western Michigan	L	41-43
01/02	❖ Kentucky	L	23-65
01/03	at Xavier	L	36-62
01/10	at Wichita State*	W	40-30
01/12	at Regis	L	37-52
01/17	**Washington (Mo.)**	**W**	**29-25**
01/31	**Saint Louis***	**L**	**25-38**
02/02	at Drake*	L	35-51
02/07	at Tulsa*	L	36-40
02/09	at Oklahoma State*	L	15-35
02/13	**South Dakota**	**W**	**40-33**
02/16	**Wichita State***	**W**	**31-28**
02/20	at Saint Louis*	L	27-40
02/21	at Washington (Mo.)	L	29-46
02/25	at Nebraska-Omaha	W	49-37
02/28	**Oklahoma State***	**L**	**27-36**
03/01	**Tulsa***	**W**	**40-32**
03/05	**Drake***	**W**	**42-36**

■ at Des Moines, Iowa
❖ at Louisville, Ky.

Creighton withdrew from the Missouri Valley Conference following the 1947-48 season.

All-Time Scores

1948-49

9-14 Overall

Date	Opponent	W-L	Score
12/03	Morningside	W	53-30
12/07	Trinity (Texas)	W	50-26
12/11	at Iowa	L	38-77
12/16	San Diego State	W	47-33
12/18	Centenary	L	44-50
12/20	Centenary	W	64-52
01/03	at Drake	L	48-69
01/08	at Wisconsin	L	39-75
01/10	Washington (Mo.)	L	51-60
01/15	at #7 Illinois	L	30-96
01/29	at Kansas	L	50-79
01/31	Drake	L	36-63
02/05	St. Ambrose	W	56-43
02/07	Tulsa	W	46-36
02/14	at Washington (Mo.)	L	39-64
02/19	Oklahoma City	L	41-43
02/24	Nebraska-Omaha	W	50-42
02/28	at Lawrence Tech	W	55-45
03/01	at Hillsdale	W	51-40
03/02	at St. Francis (N.Y.)	L	43-50
03/05	at Seton Hall	L	47-62
03/11	at Tulsa	L	42-58
03/12	at Oklahoma City	L	26-46

1949-50

13-13 Overall

National Catholic Intercollegiate Tournament (0-1)

Date	Opponent	W-L	Score
12/02	Colorado College	W	58-51
12/05	Kansas	W	59-55
12/08	at Notre Dame	L	50-57
12/14	Houston (1)	W	52-47
12/16	at South Dakota	W	49-31
12/17	Fresno State	W	55-31
12/20	at Oklahoma City	L	40-57
12/22	at Wichita State	L	53-70
01/09	Nebraska-Omaha	W	56-51
01/13	at Northern Colorado	L	47-63
01/14	at Northern Colorado	W	58-54
01/21	Wichita State	W	71-58
01/31	at Washington (Mo.)	L	40-52
02/02	at Villanova	L	63-84
02/04	at Seton Hall	W	45-42
02/07	Hawaii	W	74-67
02/11	at Drake	L	60-76
02/13	South Dakota	W	67-58
02/18	at Marquette	L	68-80
02/19	at Lawrence Tech	L	55-60
02/23	at Nebraska-Omaha	W	60-46
02/25	Oklahoma City (1)	W	40-37
02/27	Drake	L	55-58
03/04	at Iowa	L	46-70
03/06	at Washington (Mo.)	L	38-40
03/29	■ St. Francis (N.Y.)	L	66-67

■ National Catholic Intercollegiate Tournament, Albany, N.Y.

1950-51

9-18 Overall

Date	Opponent	W-L	Score
12/01	Buena Vista	W	81-40
12/04	at Kansas	L	35-51
12/15	at South Dakota	L	41-47
12/18	Springfield	L	53-60
12/21	North Texas	W	63-53
12/29	Wichita State	L	57-74
12/31	at Seton Hall	L	49-73
01/02	at St. Francis (Pa.)	L	53-96
01/03	at #8 Villanova	L	43-61
01/06	at Holy Cross	L	47-67
01/07	at St. Michael's (Vt.)	L	51-59
01/08	at Syracuse	L	46-66
01/10	at Siena	L	40-58
01/12	Northern Colorado	W	51-46
01/13	Northern Colorado	W	49-41
01/20	at Drake	L	43-60
01/23	at Wichita State	L	62-75
01/27	at Lawrence Tech	L	59-74
01/29	at Iowa State	L	49-75
02/03	at Washington (Mo.)	L	33-70
02/08	Cornell (Iowa)	W	73-67
02/17	Colorado College	W	72-68
02/19	Marquette	L	55-57
02/24	South Dakota	W	51-44
02/26	Drake	L	50-60
02/28	Washington (Mo.)	W	59-56
03/05	Gustavus Adolphus	W	66-56

1951-52

6-15 Overall

Date	Opponent	W-L	Score
12/01	Buena Vista	W	61-55
12/05	at Wichita State	L	63-100
12/07	Iowa State	L	49-57
12/10	Kansas	L	47-65
12/14	Fresno State	W	54-45
12/18	Loyola Marymount	W	55-47
01/06	at Lawrence Tech	L	67-82
01/09	at Villanova	L	61-79
01/10	at #9 Seton Hall	L	44-60
01/19	at Drake	L	48-49
02/01	at Nebraska-Omaha	W	58-47
02/07	Wichita State	L	62-63
02/08	Wichita State	L	63-66
02/16	at Iowa State (1)	L	58-59
02/20	Oklahoma City	L	44-65
02/21	at Beloit	L	51-53
02/23	at Marquette	L	45-55
02/26	Drake	L	53-67
02/28	at Oklahoma City	L	46-61
03/01	Nebraska-Omaha	W	90-40
03/03	Gustavus Adolphus	W	67-52

Sebastian "Subby" Salerno

1952-55
30-45
.400

1952-53

11-14 Overall

Date	Opponent	W-L	Score
11/29	Buena Vista	W	63-39
12/01	at Loyola (Ill.)	L	70-77
12/03	at Notre Dame	L	59-80
12/05	Regis	L	73-80
12/08	at Rockhurst	W	26-25
12/10	at Oklahoma State	L	57-68
12/13	Drake	W	76-71
12/15	Portland	W	88-67
12/18	Denver	W	80-72
01/03	Idaho State	L	68-69
01/08	Marquette	L	54-55
01/09	Wichita State	L	55-77
01/24	at Iowa State	L	49-87
02/02	Nebraska-Omaha	W	56-54
02/07	Cornell (Iowa)	W	77-68
02/14	at Nebraska-Omaha	W	89-80
02/16	Rockhurst	W	63-49
02/19	at Drake	L	78-92
02/21	at Lawrence Tech	W	73-65
02/25	at #11 Oklahoma City	L	58-79
02/27	at Wichita State	L	70-78
03/02	Beloit	W	57-55
03/04	at Regis	L	54-60
03/06	at #15 Seattle	L	85-103
03/07	at #15 Seattle	L	73-96

1953-54

14-17 Overall

Date	Opponent	W-L	Score
11/25	Buena Vista	W	73-49
11/30	St. Ambrose	W	85-73
12/05	at Michigan State	L	51-88
12/07	at Marquette	L	73-92
12/09	at South Dakota	W	83-67
12/11	#14 Wyoming	L	65-71
12/12	Iowa State	L	64-72
12/15	at Missouri State	L	59-74
12/17	at Wichita State	L	87-100
12/23	at Denver	W	65-60
12/25	at Seattle	L	61-92
12/26	at Seattle	L	78-87
12/29	■ at Macalester	W	78-68
12/30	■ at St. Thomas (1)	L	72-73
12/31	■ Illinois Wesleyan	W	76-67
01/04	Regis	W	81-59
01/07	South Dakota	W	85-67
01/14	at Nebraska-Omaha	W	88-67
01/16	at Drake	L	84-89
01/23	at Rio Grande	L	90-96
01/24	at Lawrence Tech	L	81-92
01/27	at Iona	L	75-88
01/28	at Scranton	W	87-65
01/30	at Canisius	L	80-92
02/01	#16 Wichita State	L	68-72
02/04	at #16 Oklahoma City	L	54-69
02/08	Marquette	W	93-82
02/26	Nebraska-Omaha	W	88-64
03/03	Drake	W	87-72
03/08	Tulsa	L	69-87
03/23	❖ Rio Grande	W	93-75

■ St. Paul Invitational, St. Paul, Minn.

❖ at Boys Town Fieldhouse

1954-55

5-14 Overall

Date	Opponent	W-L	Score
11/27	Buena Vista	W	73-49
11/29	at Morningside (1)	L	75-79
12/01	at Missouri State	L	61-80
12/02	at Tulsa	L	54-69
12/06	at Marquette	L	68-96
12/10	Wyoming	L	72-76
12/13	at South Dakota	W	84-76
12/15	Regis	L	84-92
12/18	at Iowa State	L	65-100
01/04	Gonzaga	L	85-96
01/08	at Drake	L	79-82
01/10	South Dakota	W	69-63
01/13	Nebraska-Omaha	W	61-59
02/04	at Loras	L	85-86
02/06	at St. Ambrose	L	73-100
02/07	#9 Marquette	L	77-88
02/12	Loyola (Ill.)	L	68-90
02/19	Drake	W	94-87
02/24	at Nebraska-Omaha	L	86-95

Theron Thomsen

1955-59
49-39
.557

1955-56

11-12 Overall

Date	Opponent	W-L	Score
12/02	Buena Vista	W	73-36
12/05	Morningside	W	59-44
12/12	UTEP	L	57-58
12/15	St. Thomas	W	69-58
12/28	■ East Texas State	L	58-64
12/29	■ Regis	W	71-64
12/30	■ SE Oklahoma State	W	72-67
01/03	at Drake	L	60-85
01/06	at South Dakota State	L	76-93
01/07	at South Dakota	L	71-83
01/12	Nebraska-Omaha	W	71-60
01/16	South Dakota	W	71-54
01/28	at Canisius	L	65-81
01/30	at Seton Hall	L	73-86
02/01	at #14 Holy Cross	L	60-97
02/03	at #13 St. Francis (N.Y.)	L	75-99
02/05	at St. Michael's (Vt.)	W	73-72
02/10	Loras	W	75-61
02/14	at Marquette	L	65-73
02/17	Nebraska-Omaha	W	72-61
02/22	at Loyola (Ill.)	L	64-65
03/01	Drake	L	73-90
03/03	South Dakota State	W	67-66

■ NAIA Tip-Off Tournament at the Omaha Civic Auditorium, marking the first basketball games played in Creighton's longtime home arena.

1956-57

15-6 Overall

Date	Opponent	W-L	Score
12/03	Westmar	W	70-47
12/07	South Dakota	W	59-45
12/14	Drake	W	67-40
12/17	Northern Colorado	W	69-34
12/19	Cal Poly	W	65-51
12/31	at St. Bonaventure	L	60-70
01/02	at Gannon	W	69-61
01/03	at Western Ontario	W	76-49
01/05	at Cornell (N.Y.)	L	53-72
01/08	Nebraska-Omaha	W	71-54
01/11	St. Michael's (Vt.)	W	63-58
01/14	St. Thomas (Minn.)	W	66-38
01/17	at Drake	W	74-50
01/30	at Marquette	L	56-67
02/04	at South Dakota	L	67-90
02/09	Washburn	W	74-52
02/11	Morningside	W	85-59
02/16	at Morningside	L	80-81
02/22	Air Force	W	76-49
02/26	at Nebraska-Omaha	W	79-67
03/01	at #18 Oklahoma City	L	70-97

1957-58

10-12 Overall

Date	Opponent	W-L	Score
12/02	Detroit Tech	W	71-53
12/06	■ South Dakota	L	54-68
12/11	at South Dakota	L	47-62
12/14	at DePaul	W	67-55
12/16	St. Michael's (N.M.)	W	69-51
12/18	at South Dakota State	L	46-53
12/21	Drake	W	65-56
01/03	Monmouth (Ill.)	W	61-58
01/07	■ DePaul	L	56-62
01/09	at Nebraska-Omaha (1)	L	54-60
01/11	at Oklahoma City	L	51-75
01/27	at Northern Colorado	W	56-46
01/29	at Air Force	L	52-63
01/30	at N.M. Highlands	L	55-75
02/01	at St. Michael's (N.M.)	W	91-66
02/05	at Marquette	L	48-94
02/08	■ Marquette	L	70-78
02/15	at Washburn	L	62-69
02/17	North Dakota State	W	55-53
02/20	Nebraska-Omaha	W	68-53
02/22	■ Oklahoma City	L	58-76
02/24	at Drake	W	68-63

■ at Omaha Civic Auditorium

1958-59

13-9 Overall

Date	Opponent	W-L	Score
12/01	Monmouth (Ill.)	W	69-40
12/05	St. Michael's (N.M.)	W	54-33
12/09	■ #17 Marquette	L	49-53
12/11	at Loyola (Ill.)	L	54-67
12/13	N.M. Highlands	W	57-55
12/17	St. John's (Minn.)	W	81-50
12/20	at Marquette	L	49-70
12/29	■ Gonzaga	W	67-62
01/02	at South Dakota	L	53-68
01/07	at Emporia State	L	55-69
01/14	■ Nebraska-Omaha	W	59-48
01/23	at Cornell (N.Y.)	W	64-63
01/26	at St. Michael's (Vt.)	W	77-59
01/29	at Loyola (Md.)	L	65-69
01/31	at Canisius	L	63-64
02/03	Loyola (Ill.)	L	57-59
02/05	South Dakota (2)	W	78-76
02/10	Emporia State	W	70-48
02/18	at Air Force	L	62-77
02/21	at Nebraska-Omaha	W	74-59
02/28	North Central	W	79-57
03/03	South Dakota State	W	72-71

■ at Omaha Civic Auditorium

*** Regular season conference games**
(#) Number of overtime periods

John J. McManus

1959-69
138-118
.539

1959-60

13-11 Overall

Date	Opponent	W-L	Score
12/02	Northern Colorado	W	105-54
12/04	■ Air Force	W	56-49
12/07	at Loyola (Ill.)	L	62-69
12/14	■ TCU	W	72-64
12/16	Northern Arizona	W	91-64
12/21	Seattle	W	77-70
12/26	at #7 Saint Louis	L	66-84
12/29	at South Dakota	L	58-70
01/02	at Xavier	L	73-75
01/04	at #11 Detroit	L	78-94
01/07	St. Ambrose	W	97-69
01/12	at Nebraska-Omaha	W	74-52
01/26	at Seattle	L	81-106
01/28	at Portland	L	45-55
01/30	at Gonzaga	L	70-71
02/01	at Idaho State	L	65-82
02/11	■ South Dakota	W	63-54
02/13	at Washington (Mo.) (1)	W	85-80
02/16	■ Nebraska-Omaha	W	87-45
02/22	Washington (Mo.)	W	74-62
02/25	Regis	W	75-51
02/27	at DePaul	L	65-82
02/29	at Notre Dame	L	64-76
03/04	■ Marquette	W	69-66

■ at Omaha Civic Auditorium

1960-61

8-17 Overall

Date	Opponent	W-L	Score
12/01	at Illinois	L	74-99
12/02	■ South Dakota	W	74-49
12/09	■ Saint Louis	L	53-80
12/12	at Iowa	L	71-89
12/15	■ Denver	W	77-71
12/17	at Colorado	L	63-76
12/19	■ #5 North Carolina	L	64-72
12/20	at St. Ambrose	W	97-85
12/21	Grinnell	W	75-53
12/28	■ Loyola (Ill.)	L	74-86
01/02	at Xavier	L	63-92
01/04	at Purdue	L	72-91
01/09	■ Nebraska-Omaha	W	107-67
01/11	Wabash	L	77-78
01/14	at Marquette	L	64-89
01/28	at Canisius (1)	L	89-97
01/30	at #7 St. John's (N.Y.)	L	75-84
02/02	at Providence	L	70-115
02/04	at Duquesne	L	59-83
02/11	at Dayton	L	67-98
02/14	St. Ambrose	W	82-66
02/17	Morningside	W	105-51
02/18	at Nebraska-Omaha	W	79-56
02/20	at Regis	L	64-76
03/01	at Notre Dame	L	54-61

■ at Omaha Civic Auditorium

Creighton began playing all its home contests at the Omaha Civic Auditorium during the 1961-62 season.

1961-62

21-5 Overall

NCAA Tournament (2-1)

Date	Opponent	W-L	Score
12/01	Colorado College	W	85-51
12/09	Notre Dame	W	73-71
12/12	at Illinois	L	61-70
12/14	Denver	W	60-59
12/16	at Northwestern	L	56-59
12/18	Gonzaga	W	82-77

12/19	at South Dakota	W	85-59
12/20	**UCLA**	**W**	**74-72**
12/21	**Rice**	**W**	**91-57**
12/29	**Princeton**	**W**	**63-54**
01/02	**■ South Dakota**	**W**	**84-58**
01/06	**Wabash**	**W**	**96-62**
01/13	at St. John's (N.Y.)	L	52-72
01/15	at Seton Hall	L	80-86
01/27	at Nevada	W	76-69
02/03	at Iowa	W	68-67
02/05	at Marquette (1)	W	79-72
02/10	at Notre Dame	W	74-71
02/12	at St. Ambrose	W	93-63
02/16	at Air Force	W	61-60
02/19	**■ Centenary**	**W**	**77-70**
02/26	**North Dakota State**	**W**	**84-54**
03/03	**North Dakota**	**W**	**90-54**
03/12	❖ Memphis	W	87-83
03/16	❑ #2 Cincinnati	L	46-66
03/17	❑ Texas Tech	W	63-61

■ at Boys Town Fieldhouse
❖ NCAA Tournament, Dallas, Texas
❑ NCAA Tournament, Manhattan, Kan.

1962-63

14-13 Overall

National Catholic Intercollegiate Tournament (1-1)

Date	Opponent	W-L	Score
12/01	at LaSalle	W	91-72
12/03	at Michigan	L	62-81
12/07	**St. John's (N.Y.)**	**W**	**52-34**
12/10	**West Texas A&M**	**W**	**90-65**
12/13	at Notre Dame	L	48-74
12/15	**Clemson**	**W**	**87-67**
12/17	**Ohio**	**W**	**57-55**
12/18	at #6 Colorado	L	55-76
12/20	**St. Mary's (Calif.)**	**L**	**71-94**
12/21	**Nevada**	**W**	**120-76**
12/26	■ Wyoming	L	74-90
12/28	■ Baylor	W	90-69
12/29	■ Arkansas	L	61-73
01/02	**South Dakota**	**W**	**88-66**
01/04	**Wabash**	**W**	**94-51**
01/26	at Ohio State	L	73-78
01/28	at St. Ambrose	W	82-66
02/02	at St. Bonaventure	W	81-74
02/05	at Bradley	L	70-78
02/12	❖ Tennessee State	L	74-75
02/14	**Colorado College**	**W**	**81-43**
02/23	at Utah State	L	68-69
02/25	at #4 Arizona State	L	70-73
03/02	at Memphis	W	95-70
03/06	**Marquette**	**L**	**68-74**
03/08	❑ Xavier	L	67-80
03/09	❑ Regis	W	76-61

■ All-College Tournament in Oklahoma City, Okla.
❖ at Chicago, Ill.
❑ National Catholic Intercollegiate Tournament, Louisville, Ky.

1963-64

22-7 Overall

NCAA Tournament (1-2)

Date	Opponent	W-L	Score
11/30	**Colorado**	**W**	**85-72**
12/03	**Hardin-Simmons**	**W**	**72-58**
12/06	**LaSalle**	**W**	**77-62**
12/09	**Idaho State**	**W**	**63-61**
12/13	**#4 Arizona State**	**W**	**84-83**
12/14	**Utah State (2)**	**W**	**96-91**
12/16	at Iowa (1)	W	77-72
12/18	**Gonzaga**	**W**	**89-79**
12/20	at Long Beach State	W	99-93
12/21	❑ #6 UCLA	L	79-95
12/23	at Nevada	W	92-63
12/28	at South Dakota	W	75-54
01/04	at Oklahoma City	L	85-101
01/11	**Notre Dame**	**W**	**95-81**
01/14	**New Mexico State**	**W**	**99-73**
01/23	**Marquette**	**W**	**84-57**
01/25	at Canisius	W	74-72
01/27	at Providence	L	77-80
01/29	at St. John's (N.Y.)	L	60-64
02/01	**Aquinas**	**W**	**106-60**
02/05	**Memphis**	**L**	**86-87**
02/10	at Miami (Fla.)	W	124-94
02/15	● Western Michigan	W	88-72
02/17	**Oklahoma City**	**W**	**94-77**
02/26	at New York	W	88-86
02/29	at Notre Dame	W	84-71
03/09	❖ Oklahoma City	W	89-78
03/13	■ at #5 Wichita State	L	68-84
03/14	■ UTEP	L	52-63

❑ at Long Beach, Calif.
● at Chicago, Ill.
❖ NCAA Tournament, Dallas, Texas
■ NCAA Tournament, Wichita, Kan.

1964-65

13-10 Overall

Date	Opponent	W-L	Score
12/02	at #8 Kansas State	L	82-96
12/04	**Long Beach State**	**W**	**88-80**
12/12	at Iowa	L	83-98
12/15	**William Jewell**	**W**	**106-74**
12/17	**Providence (2)**	**L**	**90-95**
12/19	at Northwestern	W	82-70
12/22	**Oklahoma City**	**L**	**79-82**
12/26	**South Dakota**	**W**	**86-67**
12/28	■ Brigham Young	L	74-109
12/29	■ Florida State	W	85-77
12/30	■ Louisiana State	W	93-79
01/02	**Air Force**	**W**	**80-69**
01/09	at Memphis	L	66-72
01/11	at #7 St. John's (N.Y.)	L	66-72
01/13	**Drake**	**L**	**67-76**
02/01	at Drake (1)	L	67-76
02/02	at South Dakota	W	88-68
02/06	at Oklahoma City	W	87-72
02/08	**Canisius**	**W**	**91-64**
02/12	at LaSalle	W	84-66
02/17	**Christian Brothers**	**W**	**103-65**
02/22	at Marquette	W	78-68
03/01	at Notre Dame	L	74-92

■ All-College Tournament at Oklahoma City, Okla.



Red McManus (with Paul Silas) won 138 games at Creighton.

1965-66

14-12 Overall

Date	Opponent	W-L	Score
12/01	**#10 Kansas State**	**W**	**83-75**
12/03	**St. Francis (Pa.)**	**W**	**84-69**
12/06	**South Dakota**	**W**	**103-58**
12/08	at Iowa	L	77-103
12/09	**#9 Bradley**	**L**	**79-88**
12/15	at Temple	L	59-85
12/18	at #6 Minnesota	L	77-89
12/21	■ Nevada (2)	L	96-97
12/22	■ South Dakota	W	105-63
01/03	**Syracuse**	**W**	**103-87**
01/05	**Bellarmine**	**L**	**78-81**
01/10	**Notre Dame**	**W**	**72-59**
01/22	**Oklahoma City**	**L**	**95-98**
01/25	**LaSalle**	**W**	**104-90**
01/27	at Seattle	L	84-99
01/29	at Idaho State	W	104-95
02/02	**Memphis**	**W**	**115-82**
02/05	at Miami (Fla.)	L	81-91
02/07	at Jacksonville	W	88-77
02/14	**St. John's (N.Y.)**	**W**	**86-67**
02/19	at #8 Saint Joseph's (Pa.)	L	90-96
02/21	at Syracuse	L	104-114
02/24	at Denver	W	92-77
02/25	at Air Force	L	77-87
02/28	**Utah State**	**W**	**86-79**
03/02	at Notre Dame	W	72-68

■ Missouri Valley Classic, Rock Island, Ill.

1966-67

12-13 Overall

Date	Opponent	W-L	Score
12/01	■ Oklahoma State	W	78-76
12/03	**UW-Oshkosh**	**W**	**89-75**
12/05	**Iowa**	**W**	**69-68**
12/08	at Wichita State	W	91-88
12/10	at Arizona State	L	69-75
12/14	at South Dakota	W	84-75
12/21	**#6 New Mexico**	**L**	**68-79**
12/23	**Seattle**	**W**	**86-84**
12/30	**North Texas**	**W**	**73-70**
01/02	at Santa Clara	W	79-78
01/04	at UNLV	W	71-70
01/07	**Saint Joseph's (Pa.)**	**L**	**70-73**
01/10	**Saint Louis**	**L**	**79-84**
01/14	at Utah State	L	96-124
01/16	**Air Force**	**W**	**85-77**
01/30	**South Dakota**	**W**	**103-70**
02/01	at LaSalle (1)	L	83-88
02/02	at St. Francis (Pa.)	L	74-102
02/04	at Bradley	L	85-103
02/06	**Oklahoma City**	**L**	**91-108**
02/11	**Denver**	**W**	**81-70**
02/13	**#5 Houston**	**L**	**80-87**
02/18	at Memphis	L	66-74
02/25	at #7 Houston	L	73-87
03/04	at Notre Dame	L	59-84

■ at Oklahoma City, Okla.

1967-68

8-17 Overall

Date	Opponent	Result	Att.
12/01	**Temple**	**L 79-87**	**5,343**
12/04	at Santa Clara	L 80-92	2,700
12/07	**Arizona State**	**L 81-87**	**3,796**
12/09	at North Texas	L 63-82	3,000
12/13	at Colorado (1)	L 66-67	4,700
12/15	**Arizona**	**W 70-66**	**2,800**
12/16	**Milwaukee**	**W 109-81**	**2,053**
12/18	**Long Beach St.**	**W 90-59**	**2,726**
12/20	**Minnesota**	**W 82-65**	**4,144**
12/22	at New Mexico	L 67-82	9,164
12/29	**■ Louisiana**	**L 77-78**	**1,700**
01/08	**Notre Dame**	**L 63-72**	**5,257**
01/13	**Oklahoma City**	**W 88-86**	**4,176**
01/15	at South Dakota	L 82-90	3,500
01/30	**LaSalle**	**W 77-71**	**3,794**
02/03	**Portland**	**W 82-62**	**3,119**
02/05	**William Jewell**	**W 94-64**	**3,596**
02/08	at Oklahoma City	L 86-112	3,000
02/12	at Kansas State	L 75-85	9,000
02/17	at Providence	L 64-75	3,300
02/19	at #4 St. Bonaventure	L 84-97	5,000
02/24	at Miami (Fla.)	L 93-106	1,335
02/26	at Jacksonville	L 67-93	3,000
02/29	at #8 Marquette	L 57-75	11,138
03/02	at Notre Dame	L 68-73	3,987

■ at Boys Town Fieldhouse

1968-69

13-13 Overall

Date	Opponent	Result	Att.
11/30	**Wichita State**	**W 85-67**	**7,249**
12/03	at Saint Louis	W 93-75	3,553
12/06	**Illinois**	**L 66-69**	**9,240**
12/13	❑ #11 Kansas	L 65-78	11,000
12/14	■ Kansas State	W 63-62	13,000
12/19	at Milwaukee	L 78-79	850
12/21	at Iowa	L 73-100	11,000
12/23	**Weber State**	**L 83-89**	**3,311**
12/27	❖ #12 Illinois	L 77-90	2,093
12/28	❖ Pittsburgh	W 80-64	—
01/02	at UNLV	L 99-109	—
01/04	at Portland	W 94-74	375
01/07	at #11 LaSalle	L 84-103	—
01/10	at #15 Duquesne	L 59-66	6,709
01/13	**Providence**	**W 72-67**	**3,658**
01/16	at Arizona	L 63-72	2,932
01/27	**● N. Illinois**	**W 97-87**	**3,000**
01/30	at Oklahoma City	L 94-98	3,100
02/04	**UW-Oshkosh**	**W 97-91**	**3,174**
02/08	**Portland**	**W 103-66**	**4,004**
02/10	**Oklahoma City**	**W 94-80**	**5,041**
02/13	**Seattle**	**W 90-88**	**4,611**
02/15	at Loyola (Ill.)	W 93-66	1,756
03/01	**● #18 Marquette**	**L 76-79**	**7,000**
03/03	at #17 Notre Dame	W 79-74	9,592
03/05	**St. Bonaventure**	**L 72-74**	**8,223**

❑ Sunflower Classic, Manhattan, Kan.
■ Sunflower Classic, Lawrence, Kan.
❖ Hurricane Classic, Miami, Fla.
● at Boys Town Fieldhouse

Eddie Sutton

1969-74
82-50
.621

1969-70

15-10 Overall

Date	Opponent	Result	Att.
12/01	**UW-Oshkosh**	**W 84-62**	**6,028**
12/05	**Kansas State**	**L 54-56**	**9,252**
12/09	**Idaho State**	**W 92-84**	**4,231**
12/11	**Cal State Fullerton**	**W 83-78**	**4,545**
12/13	at Illinois	L 51-57	11,587
12/15	at N. Illinois	L 55-60	4,300
12/18	**Nevada**	**L 66-67**	**4,770**
12/20	at Iowa	W 97-88	13,310
12/26	■ San Jose State	W 83-70	4,165
12/27	■ at #7 New Mexico State	L 78-93	5,671
01/07	**Tahoe**	**W 94-78**	**3,362**
01/10	**Portland**	**W 85-51**	**4,739**
01/12	**Colorado**	**W 65-60**	**6,219**
01/14	**St. Francis (Pa.)**	**W 73-59**	**4,023**
01/21	**LaSalle**	**W 86-77**	**6,157**
01/29	**#5 New Mexico St.**	**W 72-68**	**11,214**
01/31	at S. Illinois	L 56-58	9,700
02/05	**Milwaukee**	**W 102-65**	**6,046**
02/07	at #16 Houston (1)	L 77-78	9,627
02/13	at Portland	W 88-71	910
02/16	at San Francisco	W 58-48	1,800
02/18	**Loyola (Ill.)**	**L 74-84**	**6,338**
02/23	at Providence	W 68-64	3,400
02/28	at #8 Marquette	L 66-76	10,746
03/04	**#13 Houston**	**L 58-62**	**9,165**

■ Roadrunner Invitational, Las Cruces, N.M.

*** Regular season conference games**
(#) Number of overtime periods

1970-71

14-11 Overall

Date	Opponent	Result	Att.
12/01	**St. Thomas (Mn.)**	**W 85-64**	**6,077**
12/04	**Iowa**	**W 98-73**	**9,609**
12/07	at Idaho State (1)	W 78-77	4,200
12/09	at Montana State	W 88-67	6,000
12/12	❖ North Carolina	L 86-106	4,196
12/14	**St. Francis (Pa.)**	**W 81-76**	**4,641**
12/19	**UW-Oshkosh**	**W 89-67**	**4,803**
12/23	**San Diego State**	**W 73-68**	**7,127**
12/29	■ #9 Jacksonville	L 85-94	4,007
12/30	■ Georgetown	W 80-79	4,150
01/06	at Houston	L 76-83	9,051
01/09	**SMU**	**L 95-97**	**5,025**
01/11	**Milwaukee**	**W 86-51**	**3,668**
01/15	**Portland**	**W 85-58**	**4,365**
01/23	**Miami (Fla.)**	**W 104-84**	**4,219**
01/26	at Seattle (1)	L 96-97	3,000
01/28	at Portland	W 90-55	1,205
01/30	**#17 Duquesne**	**L 69-72**	**7,584**
02/03	**S. Illinois**	**W 90-73**	**4,060**
02/06	at #12 Notre Dame	L 91-102	11,345
02/08	**Providence**	**L 71-73**	**5,352**
02/17	at St. Bonaventure	L 84-104	5,615
02/19	at #11 LaSalle	L 61-64	6,232
03/01	**#2 Marquette**	**L 61-66**	**10,893**
03/06	**Cleveland State**	**W 97-79**	**4,501**

❖ at Charlotte, N.C.
■ Gold Coast Classic, West Palm Beach, Fla.

1971-72

15-11 Overall

Date	Opponent	Result	Att.
12/01	**UW-Oshkosh**	**W 74-62**	**3,563**
12/03	**Montana State**	**W 101-78**	**4,438**
12/06	**Idaho State**	**W 77-66**	**3,249**
12/11	at #15 Brigham Young	L 68-96	18,686
12/13	at Kansas State	L 68-90	7,500
12/20	at San Jose State	W 70-59	3,547
12/22	■ #10 St. John's (N.Y.)	L 73-94	13,000
12/23	■ Texas A&M	W 100-77	14,000
01/03	at #6 Ohio State	L 76-94	12,024
01/06	at Cleveland State	W 92-59	3,623
01/10	**San Diego**	**W 77-62**	**400**
01/15	at S. Illinois (1)	L 83-89	6,100
01/20	at Tulsa	L 75-76	3,151
01/22	**MacMurray**	**W 107-59**	**3,657**
01/24	at Wyoming	L 65-76	1,738
01/29	**Regis**	**W 90-76**	**4,859**
02/01	**St. Thomas (Minn.)**	**W 74-72**	**3,041**
02/03	**North Texas**	**W 58-49**	**3,429**
02/06	**#17 Jacksonville**	**W 71-66**	**5,447**
02/09	**St. Bonaventure**	**L 73-88**	**5,585**
02/17	at UW-Milwaukee	W 87-68	5,403
02/19	at #2 Marquette	L 61-70	10,746
02/26	**Notre Dame**	**W 104-77**	**6,942**
03/01	at #8 South Carolina	L 64-81	12,119
03/03	at St. Francis (Pa.)	L 68-79	2,752
03/07	**S. Illinois**	**W 100-88**	**4,405**

■ Lobo Classic, Albuquerque, N.M.

1972-73

15-11 Overall

Date	Opponent	Result	Att.
11/30	**St. John's (Minn.)**	**W 67-48**	**3,064**
12/05	**S. Illinois**	**W 90-70**	**2,982**
12/08	**Arizona State**	**W 86-75**	**4,156**
12/11	at Drake	L 70-83	6,800
12/18	**#20 Santa Clara**	**W 86-73**	**2,919**
12/21	**Denver**	**W 93-71**	**2,888**
12/30	**Ohio State**	**W 79-71**	**4,889**
01/04	at Texas Tech	L 57-59	4,282
01/06	at Denver	L 61-70	1,427
01/09	**Augustana**	**W 82-63**	**2,570**
01/13	**Wyoming**	**W 79-69**	**3,392**
01/16	at Regis	W 93-59	1,200
01/18	at San Diego State	L 61-73	3,312
01/20	at #5 Long Beach St.	L 51-68	9,806
01/27	**St. Thomas (Minn.)**	**W 77-58**	**2,985**
01/29	**Tulsa**	**L 68-76**	**3,489**
02/02	at S. Illinois	L 74-78	4,100
02/05	at #15 Jacksonville	L 62-78	6,534

02/10	at Air Force	W 59-56	1,650
02/12	**Colorado**	**W 76-67**	**3,294**
02/17	**#7 Houston**	**W 78-77**	**3,379**
02/20	**Cleveland State**	**W 88-76**	**2,350**
02/23	at St. Francis (Pa.)	W 107-93	1,200
02/25	at Duquesne	L 73-105	3,611
03/02	at North Texas	L 69-72	4,250
03/05	**#5 Marquette**	**L 49-61**	**7,145**

1973-74

23-7 Overall

NCAA Tournament (2-1)

Date	Opponent	Result	Att.
11/30	**Regis**	**W 93-38**	**4,029**
12/04	**South Dakota St.**	**W 95-68**	**1,567**
12/07	**❑ Air Force**	**W 55-42**	**3,937**
12/08	**❑ Oklahoma**	**L 70-73**	**5,916**
12/15	**St. Francis (Pa.)**	**L 58-73**	**2,148**
12/17	**Brigham Young**	**W 99-86**	**2,588**
12/19	at Augustana	W 68-49	2,700
12/22	at Colorado	L 68-73	2,013
12/29	**Drake**	**W 75-53**	**2,254**
01/03	**San Diego State**	**W 79-61**	**2,547**
01/05	at Butler	W 75-58	6,265
01/07	at S. Illinois	W 75-60	5,324
01/12	**Dayton**	**W 69-62**	**4,697**
01/17	at Wichita State	W 65-63	9,634
01/19	at Arizona State	L 64-77	3,885
01/22	**Bradley**	**W 79-53**	**3,817**
01/24	at Saint Louis	W 60-54	2,149
01/26	**S. Illinois**	**W 67-64**	**4,336**
01/29	**St. Cloud State**	**W 82-54**	**2,308**
02/02	**Duquesne**	**W 67-61**	**5,072**
02/04	**St. Thomas (Minn.)**	**W 81-47**	**4,027**
02/09	at #6 Marquette	W 75-69	10,938
02/11	**St. John's (Minn.)**	**W 81-43**	**4,649**
02/19	at UC Irvine	W 83-52	1,012
02/22	at Hawaii	W 63-59	7,827
02/23	at Hawaii	L 60-61	7,827
03/04	**#14 So. Carolina**	**L 69-78**	**10,216**
03/09	❖ Texas	W 77-61	6,750
03/14	■ #14 Kansas	L 54-55	10,575
03/16	■ #16 Louisville	W 80-71	10,575

❑ Creighton Cage Classic
❖ NCAA Tournament, Denton, Texas
■ NCAA Tournament, Tulsa, Okla.

Tom Apke

1974-81
130-64
.670

1974-75

20-7 Overall

NCAA Tournament (0-1)

Date	Opponent	Result	Att.
12/03	**North Dakota**	**W 74-68**	**3,317**
12/06	**■ Santa Clara**	**W 65-62**	**3,653**
12/07	**■ UTEP**	**L 63-69**	**4,737**
12/14	**Saint Louis**	**W 66-64**	**2,645**
12/16	**S. Illinois**	**W 81-69**	**3,038**
12/20	❖ at #2 Indiana	L 53-71	10,158
12/21	❖ SMU	W 73-59	10,000
12/26	● #19 Oregon	L 64-75	10,024
12/28	● Boston College	W 62-61	4,965
12/30	● Wake Forest	L 69-70	4,989
01/02	at Drake	W 71-70	5,026
01/04	**Butler**	**W 73-60**	**3,308**
01/06	at N. Dakota State (1)	W 84-79	4,250
01/08	**Texas Tech**	**W 51-45**	**3,645**
01/11	at Dayton	W 71-70	11,352
01/13	at Cleveland State	W 64-60	2,386
01/21	at Bradley	W 82-76	7,100
01/28	**Oklahoma City**	**W 61-58**	**5,017**
02/01	**Oral Roberts**	**W 77-62**	**8,530**
02/09	**UC Santa Barbara**	**W 72-61**	**5,853**
02/11	**Nebraska-Omaha**	**W 62-53**	**7,210**
02/15	at Oklahoma City	W 68-56	2,936
02/17	**St. Thomas (Minn.)**	**W 90-54**	**3,720**
02/22	**Air Force**	**W 76-53**	**6,698**
03/03	at S. Illinois	L 47-53	8,045
03/08	**#5 Marquette**	**L 60-64**	**8,912**
03/15	❑ #4 Maryland	L 79-83	7,100

■ Creighton Cage Classic
❖ Indiana Hoosier Classic, Bloomington, Ind.
● Far West Classic, Portland, Ore.
❑ NCAA Tournament, Lubbock, Texas

1975-76

19-7 Overall

Date	Opponent	Result	Att.
11/28	**Drake**	**W 84-63**	**6,536**
12/01	at North Dakota	L 64-69	4,600
12/03	at South Dakota State	W 72-62	3,566
12/09	**Gonzaga**	**W 70-62**	**3,630**
12/12	**■ North Texas**	**L 71-75**	**3,309**
12/13	**■ Saint Mary's (Calif.)**	**W 86-63**	**2,886**
12/17	at Iowa State	W 73-61	5,000
12/20	**North Dakota St.**	**W 65-63**	**3,132**
12/23	**Wichita State**	**W 77-71**	**4,289**
12/26	❖ Butler	W 68-62	9,302
12/27	❖ #20 Minnesota	L 74-80	9,105
01/02	at UC Santa Barbara	L 81-83	1,500
01/04	at Santa Clara	W 77-67	2,752
01/07	**San Diego (1)**	**W 50-48**	**3,794**
01/13	**Kansas State (1)**	**W 79-76**	**7,265**
01/15	**Oklahoma City**	**W 77-67**	**5,163**
01/17	**Cleveland State**	**W 91-64**	**4,532**
01/21	at #3 Marquette	L 62-76	10,938
01/24	**Saint Louis**	**W 95-81**	**6,531**
02/02	at Saint Louis	W 76-58	1,536
02/10	at Tulsa	W 75-69	3,118
02/14	**Nebraska-Omaha**	**W 77-62**	**9,043**
02/16	**Bradley**	**L 77-78**	**4,495**
02/26	at Oklahoma City	W 74-58	1,000
02/28	at Oral Roberts	L 70-79	9,036
03/02	at Charlotte	W 77-71	4,535

■ Creighton Cage Classic
❖ Pillsbury Classic, Bloomington, Minn.

1976-77

21-7 Overall

NIT (0-1)

Date	Opponent	W-L	Result
11/27	**St. Thomas (Minn.)**	**W**	**79-39**
11/30	at Drake	W	81-80
12/04	**Montana**	**W**	**74-65**
12/09	**Briar Cliff**	**W**	**91-67**
12/18	at Oregon State	W	90-68
12/20	at Seattle	L	64-67
12/28	■ #20 Auburn	W	81-76
12/29	■ at #14 Louisville (2)	L	66-69
01/04	**Tulsa**	**W**	**88-75**
01/08	**Louisiana**	**W**	**90-79**
01/10	at Cleveland State	W	63-60
01/12	at Bradley	W	90-85
01/15	at Gonzaga	W	100-83
01/18	at Centenary	W	84-62
01/20	**Rockhurst**	**W**	**79-62**
01/22	at Oklahoma City	L	66-67
01/29	at Loyola (Ill.)	W	86-81
01/31	at DePaul	W	84-75
02/03	**UC Irvine**	**W**	**93-71**
02/05	**Centenary**	**W**	**90-88**
02/07	**Oklahoma City**	**W**	**90-71**
02/10	**North Texas**	**W**	**101-83**
02/12	**Nebraska-Omaha**	**W**	**81-69**
02/19	**Air Force**	**W**	**64-63**
02/26	at North Texas (1)	L	105-108
02/28	at Charlotte	L	67-85
03/05	**#19 Marquette**	**L**	**60-72**
03/08	**❖ Illinois State**	**L**	**58-65**

■ Louisville Holiday Classic, Louisville, Ky.
❖ National Invitation Tournament, Omaha, Neb.

After a 29-year absence, Creighton rejoined the Missouri Valley Conference for the 1977-78 season.

1977-78

19-9 Overall

12-4 MVC (1st)

NCAA Tournament (0-1)

Date	Opponent	Result	Att.
11/25	**Carroll College**	**W 95-66**	**—**
11/29	**Nebraska-Omaha**	**W 70-58**	**—**
12/02	**Loyola (Ill.)**	**W 63-55**	**—**
12/09	at Nebraska	L 58-65	—
12/17	at Montana	W 71-67	—
12/20	at Louisiana	L 87-94	—
12/27	at Wichita State*	W 71-70	—
01/07	**Tulsa***	**W 78-58**	**—**
01/12	at N.M. State*	L 56-78	—
01/14	at West Texas A&M* (1)	W 64-60	—
01/17	**Cleveland State**	**W 94-63**	**—**
01/19	**Drake***	**W 87-77**	**—**
01/21	**S. Illinois***	**L 69-76**	**—**
01/26	at Bradley*	L 99-103	—
01/28	at #13 Indiana State*	W 72-64	—
01/30	**N.M. State***	**W 84-70**	**—**
02/01	**#13 DePaul (3)**	**L 82-85**	**—**
02/04	**Bradley***	**W 86-74**	**—**
02/07	at #3 Marquette	L 57-82	—
02/09	**Wichita State***	**W 80-76**	**—**
02/11	at Drake*	W 71-63	—
02/13	**West Texas A&M***	**W 72-51**	**—**
02/16	**Indiana State***	**W 89-57**	**—**
02/18	at Air Force	W 73-64	—
02/20	at Tulsa*	L 77-85	—
02/25	at S. Illinois*	W 62-56	—
03/05	**❑ Indiana State**	**W 54-52**	**—**
03/12	❖ #4 DePaul	L 78-80	—

❑ MVC Tournament, Omaha, Neb.
❖ NCAA Midwest Regional, Wichita, Kan.

1978-79

14-13 Overall

8-8 MVC (T-3rd)

Date	Opponent	Result	Att.
11/25	**Oregon State**	**W 69-55**	**—**
11/28	**St. Francis (Ill.)**	**W 91-50**	**—**
12/01	**Iowa State**	**W 55-54**	**—**
12/05	**Nebraska-Omaha**	**W 88-67**	**—**
12/09	**Nebraska**	**W 78-61**	**—**
12/18	at Saint Mary's (Calif.)	L 71-91	—
12/19	at Cal State Fullerton	L 64-69	—
12/28	at Cleveland State	W 71-69	—
12/30	at DePaul	L 70-88	—
01/04	**Wichita State***	**L 88-94**	**—**
01/06	**Tulsa***	**W 75-71**	**—**
01/13	at Drake*	L 61-75	—
01/15	at Bradley*	L 69-70	—
01/18	**West Texas A&M***	**W 76-62**	**—**
01/20	**#5 Indiana State***	**L 80-90**	**—**
01/25	at S. Illinois*	W 82-81	—
01/27	at #3 Indiana State*	L 69-77	—
01/30	**#10 Marquette**	**L 77-79**	**—**
02/03	**New Mexico State***	**W 77-71**	**—**
02/05	**S. Illinois***	**W 74-68**	**—**
02/08	at Tulsa*	L 65-71	—
02/10	at Wichita State*	L 83-89	—
02/15	**Bradley***	**W 87-81**	**—**
02/17	**Drake***	**W 63-58**	**—**
02/22	at West Texas A&M*	W 80-78	—
02/24	at N.M. State*	L 75-84	—
02/27	■ at S. Illinois	L 67-71	—

■ MVC Tournament, Carbondale, Ill.

Tom Apke led Creighton to three NCAA Tournaments and one NIT berth in seven seasons patrolling the Bluejay sideline.

1979-80

16-12 Overall

9-7 MVC (T-2nd)

Date	Opponent	Result	Att.
11/30	**Rockhurst**	**W 84-66**	**6,672**
12/04	**Nebraska-Omaha**	**W 92-72**	**8,419**
12/08	at Nebraska	L 55-64	13,461
12/10	**Seattle**	**W 69-59**	**5,135**
12/15	**Cal State Fullerton**	**W 86-70**	**6,770**
12/20	**St. Mary's (Ca.)**	**W 79-73**	**5,151**
12/29	at Canisius	W 104-95	3,576
01/03	at S. Illinois*	W 76-68	4,626
01/05	**West Texas A&M***	**W 92-82**	**7,189**
01/07	**Drake***	**W 97-83**	**9,056**
01/10	at Loyola (Ill.)	L 80-81	1,834
01/12	at Tulsa*	L 55-56	3,817
01/17	**Indiana State***	**W 67-60**	**8,534**
01/19	**New Mexico State***	**W 76-69**	**8,196**
01/21	at Wichita State* (1)	L 77-81	9,947
01/24	at New Mexico State*	L 65-72	8,872
01/28	**#1 DePaul**	**L 73-84**	**9,126**
01/31	**Tulsa***	**W 73-55**	**6,208**
02/02	**Wichita State***	**W 92-81**	**8,491**
02/05	at Marquette	L 71-81	10,938
02/07	at Bradley*	L 82-98	7,300
02/09	at Indiana State*	W 69-64	9,319
02/11	**S. Illinois***	**L 71-72**	**6,706**
02/16	at Drake*	W 92-90	11,832
02/18	**Bradley***	**L 75-76**	**7,887**
02/21	at West Texas A&M*	L 86-103	3,050
02/26	**❑ Drake**	**W 86-80**	**3,461**
02/28	**❑ West Texas A&M**	**L 67-83**	**3,769**

❑ MVC Tournament
at Ak-Sar-Ben Coliseum, Omaha, Neb.

*** Regular season conference games**
(#) Number of overtime periods

1980-81

21-9 Overall

11-5 MVC (T-2nd)

NCAA Tournament (0-1)

Date	Opponent	Result	Att.
11/28	**UW-Superior**	**W 92-59**	**6,400**
12/02	**Nebraska-Omaha**	**W 79-72**	**8,184**
12/06	**Nebraska (1)**	**W 66-61**	**8,749**
12/08	at Saint Louis	W 64-57	2,401
12/10	**Loyola (Ill.)**	**W 82-74**	**5,954**
12/12	at Iowa State	W 77-73	9,527
12/22	**Canisius**	**W 72-52**	**6,454**
12/27	at South Florida	L 62-77	3,791
01/03	**Tulsa***	**W 97-86**	**8,300**
01/08	at S. Illinois*	W 78-62	3,228
01/10	at Indiana State*	W 62-61	6,142
01/15	**Marquette**	**L 66-76**	**8,908**
01/17	**Bradley***	**W 54-51**	**8,908**
01/19	at Drake*	L 70-71	10,938
01/22	**Wichita State***	**L 72-77**	**7,769**
01/24	**West Texas A&M***	**W 86-69**	**6,586**
01/31	at Tulsa*	L 84-87	8,997
02/02	**S. Illinois***	**W 50-43**	**5,531**
02/05	**Indiana State***	**W 65-62**	**6,589**
02/07	at Bradley*	L 80-93	7,300
02/09	at #3 DePaul	L 57-83	16,437
02/14	**New Mexico State***	**W 95-83**	**6,276**
02/19	**Drake* (1)**	**W 73-69**	**8,547**
02/21	at #14 Wichita State*	L 70-83	10,995
02/26	at West Texas A&M*	W 90-86	3,350
02/28	at New Mexico State*	W 84-78	9,887
03/03	**❑ Indiana State**	**W 64-61**	**4,183**
03/05	**❑ Tulsa**	**W 66-64**	**6,335**
03/07	❑ at Wichita State	W 70-64	9,836
03/12	❖ St. Joseph's (Pa.)	L 57-59	13,252

❑ MVC Tournament at higher seeds
❖ NCAA Tournament, Dayton, Ohio

All-Time Scores

Willis Reed

1981-85
52-65
.444

1981-82

7-20 Overall
4-12 MVC (8th)

Date	Opponent	Result	Att.
11/28	**UW-Stevens Point**	**L 51-57**	**6,328**
12/02	at Nebraska-Omaha	W 68-57	6,776
12/05	at Nebraska	L 46-86	13,378
12/07	**Saint Louis**	**W 75-60**	**4,949**
12/09	**Oral Roberts**	**L 81-84**	**5,015**
12/12	at Loyola (Ill.)	L 78-80	2,269
12/14	**Saint Joseph's (Pa.)**	**W 73-72**	**5,100**
12/19	at Providence	L 63-69	5,435
01/02	at West Texas A&M*	L 57-79	3,211
01/04	at #13 Tulsa*	L 55-80	8,871
01/07	**S. Illinois***	**W 77-59**	**5,407**
01/09	**Indiana State***	**W 87-72**	**5,130**
01/11	**#5 DePaul**	**L 67-76**	**7,054**
01/14	at #16 Wichita State*	L 56-69	10,666
01/16	at Marquette	L 61-82	11,052
01/21	**Illinois State***	**L 54-68**	**5,201**
01/23	**Bradley***	**L 54-65**	**5,538**
01/30	at Drake*	L 52-62	8,421
02/01	at S. Illinois*	L 61-69	4,000
02/04	**West Texas A&M***	**W 68-66**	**4,018**
02/06	at New Mexico State*	L 64-77	9,012
02/11	**Wichita State***	**L 50-62**	**5,967**
02/13	**#7 Tulsa***	**L 63-70**	**6,293**
02/18	**Drake***	**L 56-67**	**6,258**
02/25	at Bradley*	W 71-52	7,300
02/27	at Illinois State*	L 48-66	5,305
03/02	■ at #10 Tulsa	L 81-106	7,932

■ MVC Tournament at higher seeds

1982-83

8-19 Overall
4-14 MVC (10th)

Date	Opponent	Result	Att.
11/27	**UW-Platteville**	**W 98-54**	**8,741**
11/29	**Oral Roberts**	**L 64-74**	**6,580**
12/04	**Nebraska**	**L 62-65**	**9,066**
12/07	**Rockhurst**	**W 54-48**	**8,095**
12/11	**Nebraska-Omaha**	**L 45-56**	**7,801**
12/18	**Providence**	**W 73-70**	**8,625**
12/21	**St. Ambrose**	**W 80-68**	**8,590**
12/27	at DePaul	L 66-68	12,356
01/02	**Marquette**	**L 52-64**	**8,184**
01/06	at Bradley*	L 65-74	10,000
01/09	**Wichita State***	**L 66-77**	**7,301**
01/13	at Indiana State*	L 69-76	5,821
01/17	**S. Illinois***	**W 76-53**	**7,261**
01/22	**New Mexico State***	**W 85-74**	**8,151**
01/29	at Tulsa*	L 72-80	8,985
01/31	at New Mexico State*	L 73-79	10,015
02/03	**Bradley***	**L 61-63**	**7,440**
02/05	at Drake*	L 54-63	8,350
02/07	**West Texas A&M***	**W 94-87**	**6,603**
02/10	**#17 Illinois State***	**W 53-41**	**7,696**
02/12	at S. Illinois* (1)	L 60-70	2,269
02/17	**Tulsa***	**L 65-67**	**7,702**
02/19	**Drake***	**L 46-61**	**8,739**
02/24	at #12 Wichita State*	L 71-81	10,580
02/26	at West Texas A&M*	L 70-72	2,834
03/03	**Indiana State***	**L 87-95**	**7,467**
03/05	at Illinois State*	L 63-94	7,535

NBA Hall of Famer Willis Reed coached at Creighton for four seasons in the early 1980s.

1983-84

17-14 Overall
8-8 MVC (4th)
NIT (0-1)

Date	Opponent	Result	Att.
11/25	**St. Ambrose**	**W 95-52**	**4,132**
11/28	at Southern	W 57-55	4,095
12/03	at Nebraska	L 56-65	11,110
12/06	**Rockhurst**	**W 66-52**	**3,456**
12/10	**Iowa State**	**W 83-74**	**7,362**
12/17	**Seattle Pacific**	**W 67-60**	**5,154**
12/19	**Southern**	**W 60-49**	**5,178**
12/22	**Nebraska-Omaha**	**W 70-62**	**7,118**
12/31	**#4 DePaul (1)**	**L 57-59**	**7,729**
01/02	**Illinois State***	**L 54-63**	**5,462**
01/07	at Drake*	W 68-65	7,124
01/12	**S. Illinois***	**W 78-62**	**5,871**
01/14	at Indiana State*	L 60-61	5,326
01/17	at Marquette	L 54-63	11,052
01/21	**West Texas A&M***	**W 98-77**	**6,856**
01/26	at #12 Tulsa*	L 64-75	9,200
01/28	at Wichita State*	L 67-80	10,666
01/30	**Indiana State***	**W 92-74**	**5,638**
02/04	**Bradley***	**W 43-38**	**6,255**
02/07	**Dayton**	**L 64-79**	**5,694**
02/09	at S. Illinois*	L 69-72	3,378
02/11	at Illinois State*	L 65-84	7,775
02/16	**#12 Tulsa* (1)**	**L 80-82**	**6,490**
02/18	**Drake***	**W 69-60**	**6,567**
02/23	at West Texas A&M*	W 93-87	2,360
03/01	**Wichita State***	**W 95-82**	**8,334**
03/03	at Bradley*	L 61-67	7,500
03/06	**■ Bradley**	**W 50-40**	**4,419**
03/08	■ at Illinois State	W 69-59	6,372
03/10	■ at #12 Tulsa (1)	L 68-70	9,021
03/15	**❖ Nebraska**	**L 54-56**	**9,158**

■ MVC Tournament at higher seeds
❖ National Invitation Tournament

1984-85

20-12 Overall
9-7 MVC (T-4th)

Date	Opponent	Result	Att.
11/24	**Neb.-Kearney**	**W 103-95**	**7,005**
11/27	**Nebraska-Omaha**	**W 76-66**	**7,366**
12/01	at Iowa State	L 68-77	14,132
12/04	**Briar Cliff**	**W 91-67**	**4,404**
12/08	**Nebraska**	**L 73-78**	**9,276**
12/14	**Regis**	**W 71-51**	**3,667**
12/16	at Hawaii-Hilo	W 76-71	1,425
12/18	at Hawaii	W 79-77	2,581
12/19	at Chaminade	W 79-68	988
12/20	at BYU-Hawaii	W 77-69	1, 059
12/27	at #9 DePaul	L 58-87	14,198
12/30	**Notre Dame**	**W 60-58**	**8,572**
01/02	**Bradley***	**L 72-76**	**7,307**
01/05	**Illinois State***	**W 73-63**	**8,673**
01/07	**Southern**	**W 87-82**	**6,287**
01/10	at West Texas A&M*	W 68-61	2,160
01/12	at Tulsa*	L 66-70	9,200
01/17	**S. Illinois***	**W 96-90**	**7,275**
01/19	**Indiana State***	**W 115-80**	**7,571**
01/23	at Wichita State*	L 82-91	10,666
01/27	**Marquette**	**W 71-59**	**8,165**
02/02	at Bradley* (1)	W 71-68	8,793
02/04	**West Texas A&M***	**W 87-63**	**6,764**
02/07	**Drake***	**W 58-56**	**5,769**
02/09	at Indiana State*	W 82-77	5,978
02/14	**Wichita State***	**W 72-64**	**8,741**
02/16	**#15 Tulsa***	**L 63-78**	**9,297**
02/20	at S. Illinois*	L 70-83	4,900
02/23	at Illinois State*	L 61-89	7,722
02/26	at Drake*	L 54-103	5,540
02/28	at Dayton	L 62-67	11,143
03/05	■ at Bradley	L 59-66	7,550

■ MVC Tournament at higher seeds

Tony Barone

1985-91
102-82
.554

1985-86

12-16 Overall
7-9 MVC (T-5th)

Date	Opponent	Result	Att.
11/22	**Augustana**	**W 61-51**	**5,076**
12/02	**Nebraska-Omaha**	**W 64-51**	**3,917**
12/04	**Xavier**	**L 53-56**	**3,854**
12/07	at Nebraska	L 52-71	11,728
12/14	at Marquette	L 62-76	10,510
12/16	**Austin Peay**	**W 92-64**	**2,722**
12/21	**Nebraska-Kearney**	**W 88-71**	**3,503**
12/28	at Southern Cal	L 54-59	3,512
12/30	at #18 Notre Dame	L 54-80	9,985
01/04	**Wichita State***	**L 57-59**	**5,682**
01/09	at Tulsa*	L 59-85	8,120
01/11	at West Texas A&M* (1)	W 58-56	4,005
01/13	**Illinois State***	**L 34-35**	**4,119**
01/16	**Dayton**	**L 50-64**	**4,818**
01/18	**S. Illinois***	**W 71-56**	**5,374**
01/25	**#17 Bradley***	**L 50-64**	**7,541**
01/30	at Indiana State*	L 51-75	4,237
02/01	at S. Illinois*	W 66-54	4,150
02/06	**Tulsa***	**W 48-46**	**4,304**
02/08	at #13 Bradley*	L 59-79	10,450
02/13	**Drake***	**L 52-65**	**4,373**
02/15	**Indiana State***	**W 64-51**	**4,779**
02/17	**DePaul**	**W 74-61**	**5,828**
02/20	**West Texas A&M***	**W 48-47**	**5,408**
02/22	at Illinois State*	L 53-63	7,720
02/24	at Drake*	W 68-62	9,670
03/01	at Wichita State* (2)	L 64-69	6,421
03/03	❑ Drake	L 56-82	3,500

❑ MVC Tournament, Tulsa, Okla.

1986-87

9-19 Overall
4-10 MVC (T-7th)

Date	Opponent	Result	Att.
12/02	**Iowa State**	**W 80-65**	**8,995**
12/06	**Nebraska**	**W 78-66**	**9,618**
12/09	at Kansas State	L 64-81	7,680
12/11	**Nebraska-Omaha**	**W 55-50**	**5,462**
12/13	at Xavier	W 74-73	1,565
12/17	at #19 DePaul	L 64-74	9,225
12/20	**Neb.-Kearney**	**W 69-67**	**5,368**
12/23	**Marquette**	**L 57-63**	**7,178**
12/26	■ #6 Oklahoma	L 89-106	9,733
12/27	■ Oklahoma State	L 69-84	10,682
12/30	at Dayton (1)	L 81-83	11,198
01/03	at Nebraska (1)	L 65-70	14,259
01/10	at Wichita State*	L 49-71	9,077
01/12	at Notre Dame	L 54-67	8,381
01/15	**Illinois State***	**L 61-70**	**5,378**
01/17	**Drake***	**W 65-63**	**4,937**
01/22	at Bradley*	L 67-95	—
01/24	at S. Illinois*	L 68-84	3,393
01/29	at Tulsa*	L 58-72	7,555
01/31	**Indiana State***	**W 71-60**	**4,830**
02/05	**Wichita State***	**W 59-57**	**5,191**
02/12	**Tulsa***	**L 57-71**	**5,548**
02/14	at Indiana State*	L 61-65	3,552
02/16	**Bradley***	**L 64-66**	**5,121**
02/21	**S. Illinois***	**W 88-85**	**5,507**
02/24	at Drake*	L 61-67	5,425
02/26	at Illinois State*	L 68-83	7,231
02/28	❖ at Wichita State	L 70-73	6,078

■ All-College Tournament, Oklahoma City, Okla.
❖ MVC Tournament, Wichita, Kan.

*** Regular season conference games**
(#) Number of overtime periods

1987-88

16-16 Overall
6-8 MVC (T-4th)

Date	Opponent	Result	Att.
11/28	at California	L 49-70	6,300
12/01	**Nebraska-Omaha**	**W 61-60**	**6,217**
12/05	**Kansas State**	**L 78-88**	**5,787**
12/07	**Illinois-Chicago**	**W 83-70**	**3,278**
12/09	**Nebraska**	**W 88-73**	**7,069**
12/12	at Iowa State	L 73-115	14,206
12/21	■ Alaska	W 85-84	—
12/23	■ at #15 UNLV	L 59-90	15,957
12/26	❖ N.C. State	L 55-86	3,099
12/29	❖ SMU	L 51-88	1,014
12/30	❖ at Hawaii	W 81-69	—
01/11	**S. Illinois***	**L 98-102**	**4,657**
01/14	at Tulsa*	W 84-77	8,120
01/16	at Wichita State*	L 73-92	10,185
01/18	**Chicago State**	**W 74-65**	**3,973**
01/20	**Neb.-Kearney**	**W 80-77**	**3,962**
01/23	**Indiana State***	**W 85-63**	**6,584**
01/28	at S. Illinois*	W 87-82	6,128
01/30	at Indiana State*	W 75-71	3,909
02/01	**UMKC**	**W 60-45**	**3,242**
02/04	**Tulsa* (2)**	**W 94-92**	**4,923**
02/08	**Illinois State***	**L 61-74**	**5,077**
02/11	**Drake***	**L 71-82**	**5,190**
02/13	at #15 Bradley*	L 68-98	10,490
02/15	at Illinois State*	L 70-82	6,477
02/18	**#17 Bradley***	**L 67-83**	**5,728**
02/20	**Wichita State***	**L 49-63**	**6,085**
02/22	at Notre Dame	L 54-66	10,656
02/29	at Drake*	W 74-71	4,870
03/02	at Marquette	W 72-58	10,902
03/05	❑ S. Illinois	W 89-87	9,793
03/06	❑ at #14 Bradley	L 77-101	9,225

■ Rebel Round-Up, Las Vegas, Nev.
❖ Rainbow Classic, Honolulu, Hawaii
❑ MVC Tournament, Peoria, Ill.

1988-89

20-11 Overall
11-3 MVC (1st)
NCAA Tournament (0-1)

Date	Opponent	Result	Att.
11/26	at Nebraska	L 77-86	11,728
11/29	**Iowa State**	**L 58-88**	**6,268**
12/02	at Cleveland State	W 70-69	2,033
12/05	**San Jose State**	**W 84-77**	**3,159**
12/07	at Arkansas State	L 63-71	5,611
12/10	at Notre Dame	L 64-77	10,243
12/17	**Montana**	**W 57-51**	**3,210**
12/19	**Marquette**	**W 79-73**	**3,871**
12/22	**Montana State (1)**	**W 75-69**	**3,282**
12/31	**Arkansas State**	**L 58-69**	**4,065**
01/02	at Illinois-Chicago	L 76-78	1,321
01/09	**Illinois State***	**W 68-58**	**3,342**
01/13	at Indiana State*	W 76-69	4,539
01/16	at Wichita State* (1)	W 81-80	10,017
01/21	**Bradley***	**W 94-68**	**8,087**
01/23	at S. Illinois*	W 84-74	6,067
01/28	at Illinois State*	L 66-76	3,041
01/30	at Bradley*	W 85-68	7,545
02/02	**Tulsa***	**W 75-61**	**6,039**
02/04	**Drake***	**W 74-72**	**7,084**
02/06	**Cleveland State**	**W 92-82**	**4,217**
02/11	at Tulsa*	L 67-75	5,184
02/13	**Wichita State***	**L 62-66**	**7,214**
02/16	**S. Illinois* (1)**	**W 102-100**	**6,185**
02/18	**Indiana State***	**W 91-80**	**8,316**
02/21	at Montana State	L 80-82	4,000
02/27	at Drake*	W 69-60	6,170
03/04	■ Indiana State	W 85-70	—
03/05	■ Drake	W 54-49	—
03/07	■ S. Illinois	W 79-77	7,514
03/17	❖ #6 Missouri	L 69-85	—

■ MVC Tournament, Wichita, Kan.
❖ NCAA Tournament, Dallas, Texas

All-Time Scores

1989-90

21-12 Overall
9-5 MVC (T-2nd)
NIT (0-1)

Date	Opponent	Result	Att.
11/27	**Coppin State**	**L 60-66**	**3,032**
11/29	at Montana	W 58-56	5,857
12/04	at #5 Missouri	L 79-86	12,245
12/06	**Cleveland State**	**W 77-69**	**5,247**
12/08	■ W. Michigan (2)	W 98-87	6,034
12/09	■ at Missouri State	L 74-81	8,064
12/14	**Nebraska**	**W 86-83**	**6,696**
12/18	at UMKC	W 106-86	1,492
12/20	at UTEP	L 66-77	9,807
12/22	**Morgan State**	**W 84-69**	**3,418**
12/28	❖ Cincinnati	L 58-60	4,000
12/29	❖ Drake	W 77-71	554
12/30	❖ Virginia Tech	W 89-84	470
01/03	**Notre Dame (1)**	**W 77-75**	**8,107**
01/06	at Tulsa*	L 77-82	6,792
01/09	**Indiana State***	**W 82-60**	**5,511**
01/16	at Iowa State (2)	W 99-94	13,078
01/20	**Illinois State***	**W 82-75**	**6,954**
01/22	at Indiana State*	W 68-66	6,216
01/27	**Tulsa***	**W 74-57**	**6,944**
01/30	**Siena**	**W 80-76**	**6,570**
02/01	**S. Illinois***	**L 72-83**	**6,785**
02/03	**Drake***	**W 102-80**	**8,395**
02/08	at Wichita State*	W 67-61	7,153
02/10	at S. Illinois*	L 76-84	7,850
02/12	**Bradley***	**W 98-85**	**5,274**
02/17	**Wichita State* (2)**	**W 103-95**	**6,570**
02/19	at Drake*	L 51-65	4,599
02/24	at Bradley*	W 93-82	8,217
02/26	at Illinois State*	L 77-83	10,125
03/03	● Wichita State	W 70-66	8,620
03/04	● at Illinois State	L 64-69	8,653
03/16	❑ at DePaul	L 72-89	5,226

■ Mazzio's Pizza Classic, Springfield, Mo.
❖ Rainbow Classic, Honolulu, Hawaii
● MVC Tournament, Normal, Ill.
❑ National Invitation Tournament

1990-91

24-8 Overall
12-4 MVC (1st)
NCAA Tournament (1-1)

Date	Opponent	Result	Att.
11/30	■ UTSA	W 93-47	14,998
12/01	■ at Iowa	L 77-83	15,500
12/04	**Missouri**	**W 74-68**	**7,653**
12/06	at Nebraska	L 63-97	14,013
12/17	at South Alabama	W 89-76	3,770
12/20	**Tulsa***	**L 64-73**	**4,328**
12/26	**Louisiana Tech**	**W 87-84**	**6,862**
12/29	at Cleveland State	W 87-64	2,028
01/02	at Missouri State*	L 71-72	8,534
01/05	**Bradley***	**W 98-74**	**4,969**
01/08	**Iowa State**	**L 88-97**	**6,873**
01/10	at Drake*	W 82-61	4,708
01/15	**Wichita State***	**W 79-56**	**5,461**
01/19	at Illinois State*	L 68-71	9,698
01/21	at Bradley*	W 76-68	7,204
01/26	**Indiana State***	**W 83-68**	**9,504**
01/28	at S. Illinois*	W 78-75	7,440
01/31	**Illinois State***	**W 71-57**	**5,155**
02/03	at Siena	W 85-78	9,555
02/07	at Indiana State*	W 71-68	5,356
02/10	**Missouri State* (2)**	**W 91-87**	**7,946**
02/14	**UTEP**	**W 75-62**	**4,039**
02/16	at Tulsa*	L 63-73	4,244
02/18	at Notre Dame	W 90-67	9,677
02/21	**Drake***	**W 69-63**	**7,070**
02/23	**S. Illinois***	**W 76-73**	**6,188**
02/25	at Wichita State*	W 65-64	7,987
03/01	❖ Drake	W 77-58	6,104
03/03	❖ S. Illinois	W 71-66	7,516
03/05	❖ Missouri State	W 68-52	7,778
03/14	❑ #15 N.M. State	W 64-56	12,276
03/16	❑ #13 Seton Hall	L 69-81	14,869

■ Amana Classic, Iowa City, Iowa
❖ MVC Tournament, St. Louis, Mo.
❑ NCAA West Regional, Salt Lake City, Utah

Tony Barone coached Creighton to MVC Tournament titles in 1989 and 1991.

Rick Johnson

1991-94
24-59
.289

1991-92

9-19 Overall
7-11 MVC (6th)

Date	Opponent	Result	Att.
11/26	at Iowa State	L 75-92	10,949
12/02	**Colorado State**	**W 62-56**	**5,071**
12/07	**Nebraska**	**L 85-90**	**6,221**
12/16	at Bradley*	W 55-53	6,814
12/18	at Cleveland State	L 68-76	2,912
12/22	**Siena**	**L 60-71**	**3,905**
12/27	❑ Northwestern	L 57-76	5,000
12/28	❑ Brown	L 79-80	7,000
01/02	**Eastern Illinois**	**W 61-60**	**3,443**
01/04	**Illinois State***	**L 49-56**	**3,236**
01/07	**Indiana State***	**L 60-63**	**4,517**
01/11	**Missouri State***	**W 53-49**	**6,965**
01/13	**S. Illinois***	**L 63-76**	**5,317**
01/16	at Indiana State*	L 49-77	5,081
01/18	at S. Illinois*	L 82-92	8,124
01/25	at Tulsa*	L 65-80	6,203
01/27	at Wichita State*	W 73-68	6,238
02/01	**Northern Iowa***	**W 57-54**	**7,135**
02/04	**Bradley***	**W 66-47**	**3,550**
02/08	at Drake*	W 67-66	5,520
02/10	at UMKC	L 68-79	3,797
02/15	at Missouri State*	L 56-72	7,413
02/17	**Drake***	**W 76-52**	**3,508**
02/22	**Wichita State***	**L 62-64**	**5,478**
02/24	at Northern Iowa*	L 56-76	3,181
02/27	at Illinois State*	L 62-79	9,901
03/02	**Tulsa***	**L 71-81**	**3,270**
03/07	❖ Missouri State	L 69-75	6,229

❑ Tribune Classic, Tempe, Ariz.
❖ MVC Tournament, St. Louis, Mo.

1992-93

8-18 Overall
6-12 MVC (10th)

Date	Opponent	Result	Att.
12/03	**Iowa State**	**L 58-69**	**6,377**
12/07	at Colorado State	L 59-77	5,985
12/10	at #25 Nebraska	L 83-100	14,011
12/21	**Illinois State***	**W 70-63**	**3,766**
12/23	at Siena	L 56-69	6,130
12/30	at Bradley*	L 42-65	7,643
01/02	at S. Illinois*	L 64-85	6,046
01/04	**Montana (2)**	**W 84-78**	**2,518**
01/07	at Eastern Illinois	L 45-49	1,056
01/09	**Drake***	**L 73-78**	**2,873**
01/11	**Indiana State***	**L 66-80**	**1,508**
01/16	**S. Illinois***	**W 79-71**	**3,708**
01/18	**Missouri State***	**W 72-58**	**2,559**
01/21	at Wichita State*	L 47-68	7,120
01/23	at Drake* (1)	L 85-90	6,954
01/28	at Northern Iowa*	L 58-60	2,378
01/30	**Bradley***	**W 59-48**	**4,911**
02/04	**Cleveland State**	**L 60-69**	**2,872**
02/06	**Tulsa***	**L 63-70**	**3,112**
02/08	**UMKC**	**W 88-79**	**2,276**
02/13	at Missouri State*	L 62-65	7,554
02/18	**Northern Iowa***	**W 59-54**	**3,969**
02/20	at Illinois State*	L 53-59	8,872
02/22	at Tulsa*	L 66-69	5,217
02/27	at Indiana State*	L 58-71	5,736
03/01	**Wichita State***	**W 58-54**	**4,091**

1993-94

7-22 Overall
3-15 MVC (T-9th)

Date	Opponent	Result	Att.
11/29	at UMKC	L 57-82	2,694
12/01	at Iowa State	L 63-107	12,912
12/04	**Nebraska-Omaha**	**W 83-66**	**3,231**
12/06	**Saint Louis**	**L 71-78**	**2,294**
12/09	**Nebraska**	**L 53-67**	**8,383**
12/19	at Montana	L 58-67	4,707
12/22	**❖ Florida A&M**	**W 74-70**	**2,283**
12/28	❑ LaSalle	L 56-66	350
12/29	❑ at Hawaii-Hilo	L 76-83	800
12/30	❑ UT-Arlington	W 81-63	200
01/04	**Northern Iowa***	**L 63-64**	**2,426**
01/08	at Indiana State* (1)	L 69-75	4,560
01/13	**Oral Roberts**	**W 81-68**	**2,108**
01/15	**Tulsa***	**L 69-75**	**2,734**
01/17	**S. Illinois***	**L 67-81**	**1,628**
01/20	at Drake*	L 64-77	5,580
01/22	at Northern Iowa*	L 60-78	2,849
01/24	at Wichita State*	L 66-82	5,126
01/29	**Missouri State***	**W 82-66**	**1,846**
01/31	at S. Illinois*	L 64-97	4,079
02/02	**Indiana State***	**W 64-52**	**2,018**
02/05	**Wichita State***	**W 56-55**	**3,061**
02/09	**Drake* (1)**	**L 75-81**	**2,317**
02/12	**Illinois State* (1)**	**L 88-92**	**2,285**
02/15	at Bradley*	L 65-79	8,806
02/19	at Illinois State*	L 54-67	7,602
02/24	at Missouri State*	L 38-71	7,814
02/26	at Tulsa* (1)	L 62-72	8,238
02/28	**Bradley***	**L 49-70**	**2,479**

❖ Game played at Ak-Sar-Ben Coliseum
❑ Big Island Invitational, Hilo, Hawaii

Dana Altman

1994-2010
327-176
.650

1994-95

7-19 Overall
4-14 MVC (T-9th)

Date	Opponent	Result	Att.
11/26	at Oral Roberts	W 68-61	3,352
12/03	**SMU**	**L 70-77**	**4,322**
12/07	at Nebraska	L 57-85	11,102
12/10	at Saint Louis	L 56-83	15,274
12/17	**UMKC**	**W 75-61**	**4,322**
12/19	**Bethune-Cookman**	**W 76-74**	**4,538**
12/23	at Marquette	L 50-82	12,006
12/31	at Tulsa*	L 65-80	6,972
01/05	at Indiana State*	W 70-63	4,535
01/07	at Illinois State*	L 64-84	5,565
01/11	**Northern Iowa***	**W 64-59**	**4,410**
01/14	**Illinois State***	**L 65-68**	**4,673**
01/18	**#14 Iowa State**	**L 52-70**	**8,883**
01/21	**Missouri State***	**W 58-56**	**4,569**
01/23	at Drake*	L 63-79	4,612
01/28	**Tulsa***	**L 54-67**	**5,433**
02/02	**Drake***	**L 74-78**	**4,018**
02/04	at Evansville*	L 54-85	11,589
02/06	**Indiana State***	**L 62-72**	**4,319**
02/09	at S. Illinois*	L 48-69	5,131
02/13	at Northern Iowa*	L 50-65	11,589
02/16	**Bradley***	**L 59-69**	**3,915**
02/18	**Evansville***	**L 59-69**	**4,330**
02/23	at Wichita State*	W 50-47	5,751
02/25	at Missouri State*	L 52-56	6,108
02/27	**S. Illinois***	**L 73-86**	**4,932**

1995-96

14-15 Overall
9-9 MVC (T-5th)

Date	Opponent	Result	Att.
11/25	at SMU	W 63-59	1,257
11/30	**Nebraska-Omaha**	**W 74-71**	**3,895**
12/06	**Nebraska**	**L 67-88**	**9,060**
12/09	**Oral Roberts**	**W 80-64**	**3,591**
12/16	**Morgan State**	**W 63-56**	**3,802**
12/19	❑ Nevada	L 58-61	4,321
12/20	❑ at Hawaii	L 58-84	2,612
12/28	at UMKC (1)	L 70-72	2,811
12/30	at Evansville*	W 72-60	11,075
01/03	**Bradley***	**L 62-75**	**3,259**
01/06	**Wichita State***	**W 66-57**	**2,690**
01/08	at Drake*	L 56-59	3,356
01/10	at Bradley*	L 54-68	8,841
01/13	at Sacramento State	W 74-67	411
01/17	**Tulsa***	**W 72-59**	**3,790**
01/20	**Indiana State***	**L 57-61**	**4,195**
01/24	at Tulsa*	L 52-55	6,512
01/27	**Missouri State* (1)**	**W 81-75**	**4,334**
01/29	**S. Illinois***	**W 79-77**	**3,312**
02/03	at Wichita State*	W 68-56	5,129
02/05	**Illinois State***	**L 72-74**	**4,136**
02/08	at S. Illinois*	W 68-63	3,442
02/10	at Indiana State*	W 78-72	5,133
02/14	**Marquette**	**L 57-63**	**6,053**
02/17	**Northern Iowa* (1)**	**L 57-58**	**7,526**
02/21	at Northern Iowa*	L 73-87	2,176
02/24	at Missouri State*	L 66-67	8,754
02/26	**Drake***	**W 76-62**	**5,112**
03/02	❖ Missouri State	L 58-65	8,206

❑ Hawaii-Nike Festival, Honolulu, Hawaii
❖ MVC Tournament, St. Louis, Mo.

1996-97

15-15 Overall
10-8 MVC (6th)

Date	Opponent	Result	Att.
11/22	at Wyoming	L 77-85	6,888
11/25	**UMKC**	**W 70-68**	**4,164**
11/29	❑ Florida	W 74-73	275
11/30	❑ #24 Minnesota	L 63-64	375
12/01	❑ Missouri (1)	L 71-73	325
12/07	**Northern Iowa***	**W 62-46**	**4,068**
12/14	**Sacramento State**	**W 59-42**	**3,833**
12/16	**Bethune-Cookman**	**W 63-57**	**3,792**
12/21	at Houston	L 73-74	2,211
12/29	**Illinois State***	**L 45-54**	**4,959**
01/02	at Northern Iowa*	L 56-59	2,356
01/04	**Houston**	**L 72-74**	**4,571**
01/08	at Nebraska	L 52-71	11,889
01/11	at Wichita State*	W 70-67	10,545
01/16	**S. Illinois***	**W 76-67**	**4,413**
01/18	**Bradley***	**W 68-58**	**5,463**
01/20	**Southern Utah**	**W 60-49**	**4,334**
01/25	at Evansville*	L 63-70	9,527
01/27	at S. Illinois*	W 72-65	2,091
01/30	at Missouri State*	L 71-77	8,378
02/02	**Evansville***	**W 75-62**	**4,698**
02/06	**Drake***	**W 71-60**	**4,450**
02/08	at Bradley*	L 58-61	10,924
02/10	**Indiana State***	**W 86-60**	**4,458**
02/15	**Missouri State***	**L 82-88**	**9,023**
02/17	at Drake*	W 82-76	4,239
02/20	**Wichita State***	**W 59-58**	**5,718**
02/22	at Indiana State*	L 67-70	5,189
02/24	at Illinois State*	L 69-74	8,374
03/01	❖ Missouri State	L 58-77	11,816

❑ San Juan Shootout at Caguas, Puerto Rico
❖ MVC Tournament, St. Louis, Mo.

*** Regular season conference games**
(#) Number of overtime periods

All-Time Scores

1997-98

18-10 Overall
12-6 MVC (2nd)
NIT (0-1)

Date	Opponent	Result	Att.
11/14	**UMKC**	**W 81-59**	**3,577**
11/22	at Oklahoma State	L 70-86	5,338
11/29	at Oral Roberts	L 66-69	5,129
12/03	**Grambling State**	**W 67-51**	**3,384**
12/06	**Wyoming**	**W 81-70**	**3,638**
12/10	**Nebraska**	**W 84-73**	**8,034**
12/13	**Illinois State***	**L 62-71**	**4,099**
12/20	**Southern**	**W 100-78**	**3,215**
12/22	at Towson	W 79-70	914
12/30	at Northern Iowa*	W 83-75	3,790
01/04	**Drake***	**W 86-54**	**3,239**
01/10	at Indiana State*	L 70-75	8,086
01/12	at Missouri State*	L 54-72	6,834
01/15	**Indiana State***	**W 80-67**	**4,219**
01/17	**Bradley***	**L 58-61**	**5,287**
01/21	**Missouri State***	**W 94-80**	**3,960**
01/24	at Drake*	W 72-56	5,761
01/27	at Wichita State* (1)	W 75-72	5,828
01/31	at S. Illinois*	W 63-61	3,212
02/02	at Evansville*	W 85-76	8,221
02/05	**S. Illinois***	**W 91-73**	**5,003**
02/08	**Evansville***	**W 80-66**	**6,451**
02/14	**Wichita State***	**W 79-69**	**6,353**
02/16	**Northern Iowa***	**W 74-62**	**8,710**
02/21	at Illinois State*	L 67-80	10,044
02/23	at Bradley*	L 63-76	9,816
02/28	❖ Bradley	L 68-76	10,083
03/11	■ at Marquette	L 68-80	4,264

❖ MVC Tournament, St. Louis, Mo.
■ National Invitation Tournament, Milwaukee, Wis.

1998-99

22-9 Overall
11-7 MVC (T-2nd)
NCAA (1-1)

Date	Opponent	Result	Att.
11/14	**Towson State**	**W 93-48**	**4,212**
11/18	at UMKC	W 79-58	1,552
11/25	at Iowa	W 75-73	12,500
11/29	**Centenary**	**W 94-57**	**4,411**
12/02	**Baylor**	**W 73-59**	**5,589**
12/05	**S. Illinois***	**W 86-60**	**5,910**
12/09	at Nebraska	L 60-76	10,815
12/12	at Drake*	L 80-83	5,889
12/20	**#18 Oklahoma St.**	**W 66-60**	**8,418**
12/22	**Miss. Valley State**	**W 78-55**	**4,162**
12/30	**Bradley***	**W 65-44**	**3,083**
01/02	at Indiana State*	W 65-62	3,996
01/04	**Evansville***	**L 79-84**	**3,815**
01/10	at Missouri State*	W 72-70	7,893
01/17	**Indiana State***	**L 69-70**	**5,518**
01/20	at Evansville*	W 90-80	7,458
01/23	**Illinois State***	**W 95-84**	**7,411**
01/27	at Bradley*	L 57-67	10,045
01/30	at Northern Iowa*	W 95-81	2,225
02/01	at S. Illinois*	L 75-85	3,140
02/06	at Wichita State*	L 85-98	8,176
02/10	**Northern Iowa***	**W 77-60**	**4,618**
02/14	at Illinois State*	L 77-79	8,075
02/17	**Missouri State***	**W 79-76**	**5,337**
02/20	**Drake***	**W 73-67**	**7,214**
02/22	**Wichita State***	**W 76-65**	**3,009**
02/27	❖ Illinois State	W 68-63	11,129
02/28	❖ Missouri State	W 78-70	11,393
03/01	❖ Evansville	W 70-61	8,040
03/11	■ Louisville	W 62-58	10,032
03/13	■ #5 Maryland	L 63-75	14,959

❖ MVC Tournament, St. Louis, Mo.
■ NCAA Tournament, Orlando, Fla.

*** Regular season conference games**
(#) Number of overtime periods

1999-00

23-10 Overall
11-7 MVC (4th)
NCAA (0-1)

Date	Opponent	Result	Att.
11/22	at Miss. Valley St.	W 70-62	732
11/27	**#23 Iowa**	**W 85-76**	**9,374**
12/01	at Georgia State	W 58-54	1,031
12/04	at Baylor (1)	W 77-76	3,231
12/06	**Grambling State**	**W 91-52**	**3,818**
12/09	**Nebraska**	**W 89-72**	**9,377**
12/12	**Illinois State***	**W 82-43**	**4,484**
12/20	■ Western Illinois	W 76-72	273
12/21	■ Florida Atlantic	W 66-46	248
12/23	■ at Hawaii	L 53-73	6,631
12/29	**Missouri State***	**L 58-59**	**6,786**
01/02	at Northern Iowa*	L 75-77	2,125
01/06	at Indiana State*	L 46-56	5,148
01/08	at S. Illinois*	W 72-66	5,520
01/12	**#19 Tulsa**	**L 67-75**	**5,516**
01/15	**Drake***	**W 70-66**	**6,423**
01/19	at Missouri State*	W 63-49	7,995
01/23	at Evansville*	L 83-88	9,081
01/26	**Northern Iowa* (1)**	**W 77-73**	**4,893**
01/29	**Wichita State***	**W 88-72**	**6,024**
02/01	at Drake* (1)	L 70-74	3,982
02/05	at Illinois State*	W 86-83	7,438
02/07	at Colorado State	W 78-67	4,872
02/13	**Bradley***	**W 73-56**	**7,410**
02/16	**Indiana State***	**W 64-58**	**6,490**
02/19	**S. Illinois***	**L 83-92**	**7,890**
02/23	at Bradley*	L 65-73	9,852
02/26	at Wichita State*	W 75-64	9,552
02/28	**Evansville***	**W 102-69**	**5,939**
03/04	❖ Bradley	W 71-62	9,596
03/05	❖ Indiana State	W 71-69	11,688
03/06	❖ Missouri State	W 57-45	7,130
03/16	● #24 Auburn	L 69-72	22,013

■ Nike Classic, Honolulu, Hawaii
❖ MVC Tournament, St. Louis, Mo.
● NCAA Tournament, Minneapolis, Minn.

2000-01

24-8 Overall
14-4 MVC (1st)
NCAA (0-1)

Date	Opponent	Result	Att.
11/20	**Western Illinois**	**W 96-50**	**5,113**
11/24	■ Cleveland State	W 66-59	5,134
11/25	■ Providence	W 63-51	5,206
11/26	■ Toledo	L 57-61	4,825
12/01	at Wyoming	L 74-78	9,027
12/06	**Colorado State**	**W 74-51**	**5,932**
12/09	**Georgia State**	**W 81-74**	**6,218**
12/16	**Wichita State***	**W 74-64**	**4,818**
12/19	at Tulsa	W 86-76	7,726
12/23	**Miss. Valley St.**	**W 89-82**	**4,957**
12/30	**Evansville***	**W 87-57**	**6,113**
01/02	at Nebraska	W 62-51	11,240
01/06	at Bradley* (1)	L 68-73	10,243
01/08	at Illinois State*	L 63-75	5,225
01/11	**Indiana State***	**W 81-72**	**6,639**
01/14	**Northern Iowa***	**W 80-56**	**6,187**
01/17	at Missouri State*	L 67-74	6,612
01/20	at Wichita State*	W 56-52	9,616
01/24	at Evansville*	L 52-61	6,431
01/27	**Illinois State***	**W 78-69**	**8,371**
01/31	**S. Illinois***	**W 78-63**	**6,567**
02/04	at Indiana State*	W 77-71	7,110
02/07	**Drake***	**W 69-44**	**6,636**
02/10	at S. Illinois*	W 77-63	5,702
02/14	**Bradley***	**W 74-60**	**6,749**
02/17	**Wyoming**	**W 84-72**	**8,875**
02/21	at Northern Iowa*	W 69-50	2,212
02/24	at Drake*	W 78-70	6,902
02/26	**Missouri State***	**W 72-48**	**8,683**
03/03	❖ Missouri State	W 63-41	9,729
03/04	❖ Indiana State	L 74-87	10,709
03/15	❑ #24 Iowa	L 56-69	9,086

■ Energia Systems Thanksgiving Tournament at Municipal Auditorium, Kansas City, Mo.
❖ MVC Tournament, St. Louis, Mo.
❑ NCAA Tournament, Uniondale, N.Y.

2001-02

23-9 Overall
14-4 MVC (T-1st)
NCAA (1-1)

Date	Opponent	Result	Att.
11/18	**N. Carolina A&T**	**W 72-51**	**5,049**
11/27	**#17 W. Kentucky (2)**	**W 94-91**	**7,287**
11/29	**Grambling State**	**W 102-64**	**4,813**
12/04	at TCU	L 77-82	3,690
12/08	at Brigham Young	L 52-61	6,072
12/12	**Nebraska**	**W 76-70**	**9,369**
12/16	**Indiana State***	**W 70-46**	**6,924**
12/19	at Western Kentucky	L 61-95	6,267
12/22	**Xavier**	**L 65-72**	**6,013**
12/29	**Miss. Valley State**	**W 90-65**	**5,467**
01/02	at Illinois State*	W 76-62	5,182
01/05	at Northern Iowa* (1)	L 79-85	3,021
01/09	**Evansville***	**W 88-74**	**5,324**
01/13	at Missouri State*	W 76-72	5,289
01/16	**Illinois State***	**W 63-56**	**5,324**
01/19	**Bradley***	**W 76-63**	**7,378**
01/22	at Wichita State*	W 67-55	9,012
01/26	at Evansville*	W 57-41	7,487
01/30	**Missouri State***	**W 80-74**	**5,289**
02/03	**Southern Illinois***	**L 77-79**	**6,861**
02/06	at Indiana State*	W 64-63	5,169
02/09	**Northern Iowa***	**W 83-56**	**8,897**
02/13	at Drake* (1)	W 95-91	5,212
02/17	**Wichita State***	**W 69-67**	**7,286**
02/20	at Southern Illinois*	L 62-65	7,548
02/23	at Bradley*	W 80-64	9,624
02/25	**Drake***	**L 73-75**	**7,918**
03/02	❖ Northern Iowa	W 80-65	8,055
03/03	❖ Illinois State	W 90-63	10,722
03/04	❖ Southern Illinois	W 84-76	8,878
03/15	■ #15 Florida (2)	W 83-82	20,850
03/17	■ #13 Illinois	L 60-72	21,525

❖ MVC Tournament, St. Louis, Mo.
■ NCAA Tournament, Chicago, Ill.

2002-03

29-5 Overall
15-3 MVC (2nd)
NCAA (0-1)

Date	Opponent	Result	Att.
11/17	**■ Texas-Arlington**	**W 106-50**	**4,076**
11/18	**■ Furman**	**W 82-57**	**4,141**
11/25	❑ IUPUI	W 99-52	1,879
11/26	❑ Notre Dame	W 80-75	3,652
12/04	at Northern Iowa*	W 65-52	3,229
12/07	**BYU**	**W 74-64**	**8,529**
12/14	**Tennessee Tech**	**W 101-72**	**8,813**
12/16	**Delaware State**	**W 68-48**	**6,323**
12/21	at Nebraska	W 81-73	12,238
12/29	**SE Missouri St.**	**W 93-70**	**9,189**
12/31	at #19 Xavier	L 73-75	10,250
01/05	**Drake***	**W 84-63**	**8,789**
01/08	at Bradley*	W 65-58	9,721
01/11	at Illinois State*	W 76-57	5,913
01/15	**Evansville***	**W 93-56**	**8,084**
01/18	**Southern Illinois***	**W 85-76**	**10,184**
01/20	**Illinois State***	**W 95-82**	**8,729**
01/23	at Evansville*	L 66-74	6,608
01/26	**TCU**	**W 89-79**	**8,808**
01/29	at Indiana State*	W 74-46	4,824
02/01	at Drake*	W 88-68	7,152
02/04	**Northern Iowa***	**W 84-75**	**8,827**
02/08	**Bradley***	**W 88-65**	**9,286**
02/12	**Missouri State* (1)**	**W 70-67**	**9,083**
02/15	at Wichita State*	L 74-80	9,754
02/19	**Indiana State***	**W 77-54**	**8,740**
02/22	**Fresno State**	**W 67-66**	**9,329**
02/26	at Missouri State*	W 63-58	8,852
03/01	at Southern Illinois*	L 62-70	10,014
03/03	**Wichita State***	**W 86-60**	**9,244**
03/08	❖ Indiana State	W 57-56	11,924
03/09	❖ Wichita State	W 70-69	15,703
03/10	❖ Southern Illinois	W 80-56	14,911
03/20	● Central Michigan	L 73-79	14,568

■ Guardians Classic first two rounds in Omaha
❑ Guardians Classic last two rounds in Kansas City, Mo.
❖ MVC Tournament, St. Louis, Mo.
● NCAA Tournament, Salt Lake City, Utah

Creighton began playing all its home contests at CHI Health Center Omaha starting in the 2003-04 season.

2003-04

20-9 Overall
12-6 MVC (T-2nd)
NIT (0-1)

Date	Opponent	Result	Att.
11/22	**San Diego**	**W 79-44**	**12,255**
11/29	**St. Bonaventure**	**W 83-63**	**10,058**
12/03	**Bethune-Cookman**	**W 69-49**	**8,573**
12/06	**Delaware State**	**W 77-48**	**9,180**
12/10	**Nebraska**	**W 61-54**	**15,561**
12/13	at Fresno St. (1)	W 70-62	14,077
12/20	**UALR**	**W 91-66**	**11,162**
12/22	at Wyoming	W 66-61	7,860
12/30	**Missouri State***	**W 59-54**	**14,183**
01/05	at Bradley*	W 66-49	8,853
01/07	at Illinois State*	W 56-55	5,282
01/11	**Drake***	**W 78-67**	**13,353**
01/14	at Northern Iowa*	L 73-82	4,231
01/17	**Evansville***	**W 72-53**	**11,360**
01/21	at Wichita State*	L 62-77	10,398
01/24	**Illinois State***	**W 72-63**	**14,313**
01/28	at Indiana State*	W 61-44	3,874
02/01	at Evansville*	W 74-70	5,326
02/04	**Northern Iowa***	**W 58-47**	**10,845**
02/07	**Southern Illinois***	**L 60-61**	**14,372**
02/11	**Bradley***	**W 74-56**	**10,819**
02/14	at Drake* (2)	L 73-78	6,947
02/18	**Indiana State***	**W 69-65**	**11,624**
02/21	at Kent State	L 55-70	6,327
02/24	at #16 S. Illinois*	L 60-68	9,628
02/28	at Missouri State*	L 46-70	7,215
03/01	**Wichita State***	**W 75-61**	**11,117**
03/06	❖ Missouri State	L 75-84	14,171
03/16	**■ Nebraska**	**L 70-71**	**13,483**

❖ MVC Tournament, St. Louis, Mo.
■ National Invitation Tournament

Dana Altman guided Creighton to six MVC Tournament titles and seven NCAA Tournaments from 1994-2010.

2004-05

23-11 Overall
11-7 MVC (T-3rd)
NCAA (0-1)

Date	Opponent	Result	Att.
11/15	**■ Alcorn State**	**W 74-40**	**8,578**
11/16	**■ Iona**	**W 68-62**	**8,305**
11/20	**Arkansas-Pine Bluff**	**W 83-58**	**9,252**
11/23	❑ Missouri	W 78-54	4,966
11/24	❑ Ohio State (1)	W 65-63	4,075
11/30	at Xavier	W 73-72	10,250
12/04	**High Point**	**W 79-60**	**10,328**
12/07	**Kent State**	**L 58-67**	**10,563**
12/11	at Nebraska	W 50-48	13,602
12/18	**Wyoming**	**L 64-68**	**12,003**
12/22	at Evansville*	L 61-63	5,861
12/28	**Bradley***	**W 71-62**	**14,235**
12/31	at San Diego	L 70-82	1,211
01/05	at Drake*	W 61-58	3,014
01/09	**Southern Illinois***	**L 63-69**	**11,646**
01/12	at Indiana State*	L 72-74	3,340
01/15	at Northern Iowa*	W 67-66	6,769
01/19	**Drake***	**W 82-67**	**13,151**
01/22	**Illinois State* (1)**	**L 77-82**	**13,949**
01/26	at Bradley*	W 74-65	9,111
01/29	at Missouri State*	L 73-80	7,977
02/01	**Wichita State***	**W 73-69**	**10,793**
02/05	**Missouri State***	**L 71-79**	**14,276**
02/09	**Northern Iowa***	**W 83-82**	**10,152**
02/12	at Southern Illinois*	L 67-71	9,207
02/16	at Wichita State*	W 82-68	10,478
02/19	**Chattanooga**	**W 100-68**	**10,446**
02/22	**Evansville***	**W 69-64**	**10,463**
02/26	**Indiana State***	**W 74-55**	**11,195**
02/28	at Illinois State*	W 64-59	6,155
03/05	❖ Illinois State	W 69-52	10,854
03/06	❖ Wichita State	W 70-60	14,069
03/07	❖ Missouri State	W 75-57	8,093
03/17	● West Virginia	L 61-63	13,100

■ Guardians Classic first two rounds in Omaha
❑ Guardians Classic last two rounds in Kansas City, Mo.
❖ State Farm MVC Tournament, St. Louis, Mo.
● NCAA Tournament, Cleveland, Ohio

2005-06

20-10 Overall
12-6 MVC (T-2nd)
NIT (1-1)

Date	Opponent	Result	Att.
11/19	**Arkansas-Pine Bluff**	**W 87-55**	**12,535**
11/22	at George Mason	W 72-52	3,119
11/26	**Dayton (2)**	**W 91-90**	**14,880**
11/30	at DePaul	L 57-72	7,902
12/06	at Chattanooga	L 64-69	3,518
12/11	**Nebraska**	**W 70-44**	**15,621**
12/18	**Xavier**	**W 61-59**	**13,503**
12/21	**Norfolk State**	**W 63-47**	**14,776**
12/28	**Missouri State***	**W 78-56**	**13,898**
12/31	at Illinois State*	L 50-53	5,970
01/02	at Bradley*	L 69-86	9,109
01/05	**Illinois State***	**W 71-52**	**12,882**
01/08	**Drake***	**W 82-69**	**14,796**
01/11	at Northern Iowa*	W 55-52	8,612
01/15	at Indiana State*	W 69-53	3,259
01/18	**Bradley***	**W 80-76**	**13,579**
01/22	**Evansville***	**W 77-58**	**13,830**
01/24	at Southern Illinois*	L 48-62	9,004
01/28	**Wichita State***	**W 57-55**	**15,678**
01/31	**#25 Northern Iowa***	**W 63-55**	**14,878**
02/04	at Drake* (1)	W 72-67	6,412
02/07	at Evansville*	W 60-56	5,027
02/11	**Southern Illinois***	**L 67-74**	**15,552**
02/14	at Wichita State* (1)	L 61-62	10,478
02/18	**Fresno State**	**W 67-62**	**15,700**
02/22	**Indiana State***	**W 67-62**	**13,990**
02/25	at Missouri State*	L 54-60	9,119
03/03	❖ Bradley	L 47-54	11,782
03/16	**■ Akron**	**W 71-60**	**10,197**
03/20	**■ Miami (Fla.)**	**L 52-53**	**10,018**

❖ State Farm MVC Tournament, St. Louis, Mo.
■ National Invitation Tournament

All-Time Scores

2006-07

22-11 Overall
13-5 MVC (2nd)
NCAA (0-1)

Date	Opponent	Result	Att.
11/13	**Miss. Valley St.**	**W 78-42**	**13,517**
11/18	at Nebraska	L 61-73	13,832
11/25	**George Mason**	**W 58-56**	**15,445**
11/29	**Arkansas-Pine Bluff**	**W 74-39**	**14,912**
12/06	at Dayton	L 54-60	11,895
12/09	**#24 Xavier**	**W 73-67**	**15,872**
12/16	at Fresno State	L 54-69	12,417
12/21	❑ Valparaiso	W 68-43	6,083
12/22	❑ Houston	W 80-72	6,611
12/23	❑ at Hawaii	L 60-76	6,629
12/30	**Missouri State***	**W 77-74**	**15,684**
01/01	**Illinois State***	**W 79-71**	**14,869**
01/04	at Indiana State*	L 52-55	3,782
01/06	at Evansville*	W 75-62	6,361
01/09	**Drake***	**W 79-56**	**16,315**
01/12	at Northern Iowa*	W 62-54	6,877
01/15	at Wichita State*	L 59-62	10,478
01/18	**Bradley***	**W 65-54**	**16,339**
01/20	**Southern Illinois***	**L 57-58**	**17,459**
01/24	at Missouri State*	W 66-62	7,642
01/27	**Indiana State***	**W 71-55**	**17,283**
01/31	at Bradley*	W 82-71	9,699
02/03	at Drake*	W 67-62	7,178
02/07	**Evansville***	**W 79-74**	**15,502**
02/10	at #21 So. Illinois*	L 68-72	9,628
02/13	**Northern Iowa***	**W 66-55**	**14,814**
02/17	**Drexel**	**L 58-64**	**17,607**
02/20	at Illinois State*	L 55-65	4,835
02/24	**Wichita State***	**W 71-54**	**17,110**
03/02	❖ Indiana State	W 59-38	16,651
03/03	❖ Missouri State	W 75-58	22,612
03/04	❖ #11 So. Illinois	W 67-61	22,612
03/16	■ #15 Nevada (1)	L 71-77	13,393

❑ Rainbow Classic in Honolulu, Hawaii
❖ State Farm MVC Tournament, St. Louis, Mo.
■ NCAA Tournament, New Orleans, La.

2007-08

22-11 Overall
10-8 MVC (4th)
NIT (1-1)

Date	Opponent	Result	Att.
11/09	**DePaul**	**W 74-62**	**16,104**
11/17	**Miss. Valley State**	**W 76-46**	**16,730**
11/24	**Nebraska**	**W 74-62**	**17,049**
11/29	**Savannah State**	**W 78-52**	**14,412**
12/01	at Drexel	W 72-48	2,532
12/05	at #21 Xavier	L 66-79	10,250
12/09	**Saint Joseph's (1)**	**W 90-84**	**15,332**
12/17	**Houston Christian**	**W 110-73**	**13,671**
12/20	**N.C. Central**	**W 88-54**	**14,751**
12/22	**UALR**	**W 80-61**	**14,902**
12/29	**Illinois State***	**L 67-80**	**16,808**
01/02	at Indiana State*	L 54-62	3,254
01/05	at Missouri State*	W 50-49	7,204
01/09	**Evansville***	**W 77-59**	**15,627**
01/12	at Wichita State*	W 68-65	10,478
01/15	at Northern Iowa*	W 68-59	5,205
01/19	**Indiana State***	**W 86-69**	**17,371**
01/22	**#22 Drake* (1)**	**L 60-68**	**17,053**
01/26	at Southern Illinois*	L 44-48	9,386
01/30	at #16 Drake*	L 65-75	7,152
02/02	**Wichita State***	**W 65-63**	**16,644**
02/05	**Northern Iowa***	**W 74-50**	**14,313**
02/10	**Southern Illinois***	**W 72-53**	**15,834**
02/13	at Evansville*	L 56-60	4,102
02/16	at Bradley*	L 59-87	11,335
02/19	**Missouri State***	**W 88-67**	**15,194**
02/23	at Oral Roberts	W 65-64	8,152
02/27	at Illinois State*	L 54-68	6,563
03/01	**Bradley* (2)**	**W 111-110**	**16,257**
03/07	❖ Bradley	W 74-70	13,581
03/08	❖ #20 Drake	L 67-75	16,829
03/18	**■ Rhode Island**	**W 74-73**	**7,948**
03/21	■ at Florida	L 54-82	7,595

❖ State Farm MVC Tournament, St. Louis, Mo.
■ National Invitation Tournament

*** Regular season conference games**
(#) Number of overtime periods

2008-09

27-8 Overall
14-4 MVC (T-1st)
NIT (1-1)

Date	Opponent	Result	Att.
11/16	**New Mexico**	**W 82-75**	**16,107**
11/20	**Ark.-Pine Bluff**	**W 82-50**	**16,133**
11/22	**Oral Roberts**	**W 87-65**	**16,549**
11/25	at UALR	L 69-71	4,012
11/29	at Nebraska	L 52-54	13,291
12/02	**Miss. Valley State**	**W 82-58**	**15,748**
12/06	at Saint Joseph's	W 69-58	6,418
12/10	**Dayton**	**W 77-59**	**15,418**
12/13	**❑ No. Colorado**	**W 85-66**	**15,747**
12/15	**❑ Southern**	**W 71-60**	**15,203**
12/22	❑ Fresno State	W 84-65	1,050
12/23	❑ DePaul	W 83-75	1,200
12/28	**Wichita State***	**W 68-56**	**17,954**
12/31	at Indiana State*	W 79-61	2,988
01/03	at Illinois State*	L 64-86	10,200
01/06	**Northern Iowa***	**L 66-69**	**15,575**
01/10	at Bradley*	W 73-64	10,767
01/14	**Southern Illinois* (1)**	**W 73-72**	**15,594**
01/17	at Wichita State*	L 61-74	10,502
01/20	at Evansville*	W 79-57	6,626
01/24	**Drake***	**L 62-74**	**17,193**
01/27	**Indiana State***	**W 73-62**	**15,542**
02/01	**Missouri State***	**W 75-51**	**15,802**
02/04	at Drake*	W 79-68	5,445
02/08	at Northern Iowa*	W 77-71	6,234
02/11	**Bradley***	**W 79-65**	**16,326**
02/14	at Southern Illinois*	W 82-60	9,081
02/17	**Evansville***	**W 89-84**	**16,697**
02/21	**George Mason**	**W 76-63**	**17,411**
02/24	at Missouri State*	W 65-59	6,896
02/28	**Illinois State***	**W 74-70**	**17,116**
03/06	❖ Wichita State	W 63-62	12,765
03/07	❖ Illinois State	L 49-73	15,333
03/18	**■ Bowling Green**	**W 73-71**	**9,577**
03/23	**■ Kentucky**	**L 63-65**	**16,984**

❑ Las Vegas Classic, Omaha, Neb. & Las Vegas, Nev.
❖ State Farm MVC Tournament, St. Louis, Mo.
■ National Invitation Tournament

2009-10

18-16 Overall
10-8 MVC (4th)
CIT (2-1)

Date	Opponent	Result	Att.
11/14	at #21 Dayton	L 80-90	13,435
11/17	**Florida A&M**	**W 78-53**	**15,321**
11/22	**UALR**	**W 80-65**	**16,183**
11/26	❑ #15 Michigan (1)	L 76-83	2,853
11/27	❑ Xavier	L 67-80	3,660
11/29	❑ Iona	L 55-63	1,846
12/06	**Nebraska**	**W 67-61**	**16,739**
12/12	at George Mason	L 72-75	5,502
12/16	**Savannah State**	**W 77-62**	**15,631**
12/19	at #19 New Mexico	L 61-66	14,333
12/22	**Houston Christian**	**W 85-56**	**16,349**
12/29	**Northern Iowa***	**L 52-60**	**17,152**
01/01	at Indiana State*	L 64-70	4,017
01/03	at Evansville*	W 72-64	4,758
01/06	**Drake***	**W 73-69**	**14,956**
01/09	at Wichita State*	L 58-70	10,506
01/13	**Southern Illinois***	**W 71-69**	**15,143**
01/16	**Wichita State***	**W 57-56**	**16,955**
01/20	at Illinois State*	L 62-71	6,288
01/24	**Missouri State***	**W 76-72**	**15,153**
01/27	at Bradley*	W 73-68	9,220
01/30	at Drake*	L 74-79	7,018
02/03	**Evansville***	**W 84-71**	**15,773**
02/06	at Missouri State*	L 52-70	9,101
02/09	**Indiana State***	**W 65-52**	**15,768**
02/13	**Illinois State***	**L 63-67**	**16,209**
02/16	at Northern Iowa*	L 52-70	5,440
02/20	**Loyola Chicago**	**W 78-58**	**15,746**
02/23	at Southern Illinois* (1)	W 83-78	4,872
02/27	**Bradley***	**W 82-71**	**15,169**
03/05	❖ Bradley	L 62-81	10,830
03/16	**■ South Dakota⌘**	**W 89-78**	**4,348**
03/22	**■ Fairfield⌘**	**W 73-55**	**3,824**
03/24	■ at Missouri State	L 61-67	3,112

❑ Old Spice Classic, Orlando, Fla.
❖ State Farm MVC Tournament, St. Louis, Mo.
■ CollegeInsider.com Postseason Tournament
⌘ Games played at Omaha Civic Auditorium

Greg McDermott

2010-Present
350-171
.672

2010-11

23-16 Overall
10-8 MVC (T-4th)
CBI (4-2)

Date	Opponent	Result	Att.
11/12	**❑ Alabama State**	**W 71-57**	**15,141**
11/14	**❑ Northern Arizona**	**W 74-70**	**15,147**
11/17	**Louisiana**	**W 63-58**	**14,109**
11/21	⌘ Iowa State	L 88-91	10,252
11/26	**❑ Kennesaw State**	**W 75-57**	**14,313**
11/28	at Northwestern	L 52-65	3,819
12/01	**#21 BYU**	**L 65-77**	**15,532**
12/05	at Nebraska	L 54-59	9,824
12/11	**Saint Joseph's**	**W 82-75**	**14,345**
12/18	**Idaho State**	**W 66-60**	**15,689**
12/20	**Western Illinois**	**W 60-47**	**13,864**
12/22	**Samford**	**W 58-40**	**16,550**
12/29	at Illinois State*	W 64-53	6,158
01/01	**Drake***	**W 73-57**	**15,271**
01/04	**Missouri State***	**L 55-67**	**14,920**
01/07	at Southern Illinois* (1)	W 72-66	5,897
01/09	at Evansville*	W 74-69	4,732
01/12	**Wichita State***	**L 54-68**	**15,481**
01/16	at Indiana State*	L 59-61	6,080
01/19	**Bradley***	**W 81-68**	**14,502**
01/22	at Missouri State*	L 66-67	10,655
01/26	at Northern Iowa*	L 66-71	6,415
01/29	**Indiana State***	**W 83-69**	**16,044**
02/01	at Bradley*	L 61-69	8,091
02/05	**Evansville***	**W 75-69**	**14,850**
02/08	at Drake*	L 64-67	4,552
02/13	**Southern Illinois***	**W 69-50**	**14,417**
02/16	**Illinois State***	**W 75-59**	**14,702**
02/19	at Akron	L 67-76	2,861
02/23	at Wichita State*	L 65-67	10,506
02/26	**Northern Iowa***	**W 63-55**	**15,593**
03/04	❖ Northern Iowa	W 60-57	10,608
03/05	❖ Missouri State	L 50-60	13,533
03/15	**■ San Jose State**	**W 85-74**	**3,086**
03/21	**■ Davidson**	**W 102-92**	**4,832**
03/23	**■ UCF**	**W 82-64**	**6,392**
03/28	**■ Oregon**	**W 84-76**	**12,381**
03/30	■ at Oregon	L 58-71	7,875
04/01	■ at Oregon	L 69-71	9,335

❑ Global Sports Hy-Vee Challenge (Omaha, Neb.)
⌘ Global Sports Hy-Vee Challenge (Des Moines, Iowa)
❖ State Farm MVC Tournament, St. Louis, Mo.
■ College Basketball Invitational Presented by Zebra Pen



Greg McDermott became the winningest coach in program history on Nov. 13, 2024.

2011-12

29-6 Overall
14-4 MVC (2nd)
NCAA (1-1)

Date	Opponent	Result	Att.
11/11	**❑ North Carolina A&T**	**W 97-65**	**15,228**
11/13	**❑ Chicago State**	**W 95-61**	**13,908**
11/16	at UAB	W 70-60	4,417
11/20	⌘Iowa	W 82-59	12,746
11/25	**❑ Campbell**	**W 104-81**	**16,683**
11/30	at San Diego State	W 85-83	12,414
12/04	**Nebraska**	**W 76-66**	**16,561**
12/10	at Saint Joseph's	L 71-80	4,200
12/17	**Houston Christian**	**W 97-62**	**16,513**
12/19	at Tulsa	W 83-64	4,228
12/22	**Northwestern**	**W 87-79**	**17,676**
12/28	**Missouri State***	**L 65-77**	**17,665**
12/31	at Wichita State*	W 68-61	10,506
01/03	**Drake***	**W 76-59**	**15,134**
01/07	at Bradley*	W 92-83	8,610
01/10	**Northern Iowa***	**W 63-60**	**16,627**
01/13	at Illinois State*	W 87-78	8,771
01/15	**Southern Illinois***	**W 90-71**	**15,794**
01/18	at Missouri State*	W 66-65	9,124
01/21	**Indiana State***	**W 75-49**	**17,411**
01/25	at Drake*	W 77-69	6,110
01/28	**Bradley***	**W 73-59**	**18,436**
02/01	**Illinois State***	**W 102-74**	**17,311**
02/04	at Northern Iowa*	L 62-65	6,910
02/07	at Evansville*	L 57-65	5,128
02/11	**Wichita State***	**L 68-89**	**18,735**
02/14	at Southern Illinois*	W 88-69	3,408
02/18	**Long Beach State**	**W 81-79**	**16,503**
02/21	**Evansville* (1)**	**W 93-92**	**16,447**
02/25	at Indiana State*	W 61-60	7,911
03/02	❖ Drake	W 68-61	14,412
03/03	❖ Evansville	W 99-71	16,271
03/04	❖ Illinois State (1)	W 83-79	12,380
03/16	■ Alabama	W 58-57	16,422
03/18	■ #4 North Carolina	L 73-87	18,722

❑ Dale Howard Classic, Omaha, Neb.
⌘ Dale Howard Classic, Des Moines, Iowa
❖ State Farm MVC Tournament, St. Louis, Mo.
■ NCAA Tournament, Greensboro, N.C.

2012-13

28-8 Overall
13-5 MVC (1st)
NCAA (1-1)

Date	Opponent	Result	Att.
11/09	**North Texas**	**W 71-51**	**17,139**
11/14	**UAB**	**W 77-60**	**15,755**
11/18	**❑ Presbyterian**	**W 87-58**	**16,801**
11/20	**❑ Longwood**	**W 105-57**	**15,826**
11/23	⌘ Wisconsin	W 84-74	3,500
11/24	⌘ Arizona State	W 87-73	2,700
11/28	**Boise State**	**L 70-83**	**16,364**
12/01	**Saint Joseph's**	**W 80-51**	**17,390**
12/06	at Nebraska	W 64-42	13,368
12/09	**Akron**	**W 77-61**	**16,310**
12/15	at California	W 74-64	8,116
12/19	**Tulsa**	**W 71-54**	**15,102**
12/29	**Evansville***	**W 87-70**	**18,458**
01/02	at Illinois State*	W 79-72	8,813
01/05	**Indiana State***	**W 79-66**	**17,694**
01/08	**Drake***	**W 91-61**	**18,073**
01/11	at Missouri State*	W 74-52	7,895
01/15	**Northern Iowa***	**W 79-68**	**17,391**
01/19	at Wichita State*	L 64-67	10,506
01/23	at Drake*	L 69-74	6,162
01/27	at Southern Illinois*	W 81-51	5,764
01/30	**Missouri State***	**W 91-77**	**16,811**
02/02	**Bradley***	**W 75-58**	**18,111**
02/06	at Indiana State*	L 57-76	8,345
02/09	**Illinois State***	**L 72-75**	**18,494**
02/13	at Northern Iowa*	L 54-61	6,970
02/16	at Evansville*	W 71-68	6,838
02/19	**Southern Illinois***	**W 59-45**	**17,311**
02/23	at Saint Mary's (Calif.)	L 66-74	3,500
02/27	at Bradley*	W 80-62	7,730
03/02	**Wichita State***	**W 91-79**	**18,613**
03/08	❖ Drake	W 65-53	14,567
03/09	❖ Indiana State	W 64-43	18,262
03/10	❖ Wichita State	W 68-65	16,659
03/22	■ Cincinnati	W 67-63	20,125
03/24	■ #6 Duke	L 50-66	20,125

❑ Las Vegas Invitational, Omaha, Neb.
⌘ Las Vegas Invitational, Las Vegas, Nev.
❖ MVC Tournament, St. Louis, Mo.
■ NCAA Tournament, Philadelphia, Pa.

Creighton left the Missouri Valley Conference and joined the BIG EAST Conference on July 1, 2013.

2013-14

27-8 Overall
14-4 BIG EAST (2nd)
NCAA (1-1)

Date	Opponent	Result	Att.
11/08	**Alcorn State**	**W 107-61**	**17,740**
11/11	**UMKC**	**W 96-70**	**16,859**
11/16	at Saint Joseph's	W 83-79	4,200
11/23	**Tulsa**	**W 82-72**	**18,078**
11/28	❑ Arizona State	W 88-60	1,865
11/29	❑ San Diego State	L 80-86	3,287
12/01	⌘ George Washington	L 53-60	6,007
12/03	at Long Beach State	W 78-61	3,481
12/08	**Nebraska**	**W 82-67**	**17,530**
12/17	**Arkansas-Pine Bluff**	**W 88-51**	**16,303**
12/22	**California**	**W 68-54**	**17,533**
12/29	**Chicago State**	**W 90-58**	**17,466**
12/31	**Marquette***	**W 67-49**	**18,525**
01/04	at Seton Hall*	W 79-66	7,060
01/07	at DePaul*	W 81-62	7,104
01/12	**Xavier***	**W 95-89**	**17,589**
01/14	**Butler***	**W 88-60**	**17,602**
01/18	at Providence*	L 68-81	11,026
01/20	at #4 Villanova*	W 96-68	14,114
01/25	**Georgetown***	**W 76-63**	**18,859**
01/28	**St. John's***	**W 63-60**	**17,515**
02/07	**DePaul***	**W 78-66**	**18,323**
02/09	at St. John's*	L 65-70	6,739
02/13	at Butler*	W 68-63	7,805
02/16	**#6 Villanova***	**W 101-80**	**18,797**
02/19	at Marquette*	W 85-70	15,539
02/23	**Seton Hall***	**W 72-71**	**18,742**
03/01	at Xavier*	L 69-75	10,483
03/04	at Georgetown*	L 63-75	12,105
03/08	**Providence***	**W 88-73**	**18,868**
03/13	❖ DePaul	W 84-62	13,807
03/14	❖ Xavier	W 86-78	15,580
03/15	❖ Providence	L 58-65	15,290
03/21	■ Louisiana	W 76-66	12,663
03/23	■ #23 Baylor	L 55-85	13,431

❑ Wooden Legacy, Fullerton, Calif.
⌘ Wooden Legacy, Anaheim, Calif.
❖ BIG EAST Tournament, New York City, N.Y.
■ NCAA West Regional, San Antonio, Texas

2014-15

14-19 Overall
4-14 BIG EAST (T-9th)

Date	Opponent	Result	Att.
11/14	**Central Arkansas**	**W 104-77**	**18,160**
11/16	**Chicago State**	**W 84-66**	**16,143**
11/19	**#18 Oklahoma**	**W 65-63**	**17,393**
11/23	**❑ N. Carolina Central**	**W 65-45**	**17,290**
11/25	**❑ Eastern Illinois**	**W 75-53**	**17,408**
11/28	⌘ Ole Miss	L 68-75	1,600
11/29	⌘ Middle Tennessee	W 57-47	1,215
12/03	at Tulsa	L 64-77	4,383
12/07	at Nebraska	W 65-55	15,782
12/09	**South Dakota (2)**	**W 91-88**	**16,270**
12/13	**Saint Mary's (1)**	**L 67-71**	**16,435**
12/19	**UTRGV**	**W 75-60**	**17,196**
12/21	at North Texas	L 58-62	4,227
12/31	at Providence*	L 53-65	8,961
01/03	at #25 Georgetown*	L 61-76	11,164
01/07	**DePaul***	**L 60-70**	**16,126**
01/10	**#19 Seton Hall***	**L 67-68**	**17,397**
01/14	at Marquette*	L 52-53	13,069
01/17	**Providence***	**L 65-74**	**17,640**
01/21	at Butler*	L 61-64	6,114
01/25	at #4 Villanova*	L 50-71	6,500
01/28	**St. John's***	**W 77-74**	**16,544**
01/31	**#21 Georgetown***	**L 40-67**	**17,499**
02/04	at Xavier* (1)	W 79-72	9,843
02/07	at St. John's*	L 66-84	10,759
02/14	**Marquette***	**W 77-70**	**17,248**
02/16	**#19 Butler***	**L 56-58**	**17,971**
02/24	at DePaul*	W 75-62	6,157
02/28	at Seton Hall*	L 66-67	8,507
03/03	**#4 Villanova***	**L 72-76**	**16,337**
03/07	**Xavier***	**L 73-74**	**16,751**
03/11	❖ DePaul	W 78-63	12,588
03/12	❖ #23 Georgetown	L 55-60	13,245

❑ Emerald Coast Classic, Omaha, Neb.
⌘ Emerald Coast Classic, Niceville, Fla.
❖ BIG EAST Tournament, New York City, N.Y.

All-Time Scores

2015-16

20-15 Overall
9-9 BIG EAST (6th)
NIT (2-1)

Date	Opponent	Result	Att.
11/14	**❑ Texas Southern**	**W 93-70**	**16,538**
11/17	**❑ UTSA**	**W 103-78**	**16,580**
11/19	at #14 Indiana	L 65-86	17,472
11/23	⌘ Rutgers	W 85-75	1,507
11/25	⌘ Massachusetts	W 97-76	1,623
11/28	**Western Illinois**	**W 97-67**	**16,118**
12/02	**Arizona State**	**L 77-79**	**16,282**
12/05	at Loyola (Chicago)	L 65-68	3,473
12/09	**Nebraska**	**W 83-67**	**17,766**
12/12	**IUPUI**	**W 90-65**	**16,785**
12/19	at #3 Oklahoma	L 74-87	9,528
12/21	**North Texas**	**W 105-82**	**17,518**
12/28	**Coppin State**	**W 102-77**	**17,137**
12/31	at St. John's*	W 80-70	4,633
01/02	**#16 Villanova***	**L 71-85**	**17,375**
01/05	**Georgetown***	**W 79-66**	**16,425**
01/09	at Seton Hall*	W 82-67	8,010
01/12	**#12 Providence***	**L 48-50**	**17,073**
01/17	at DePaul*	W 91-80	5,534
01/23	**#18 Butler***	**W 72-64**	**17,677**
01/26	at Georgetown*	L 73-74	6,897
01/30	**Seton Hall***	**L 65-75**	**17,924**
02/03	at #3 Villanova*	L 58-83	6,500
02/06	**DePaul***	**W 88-66**	**17,139**
02/09	**#5 Xavier***	**W 70-56**	**17,011**
02/13	at Marquette*	W 65-62	15,844
02/16	at Butler*	L 75-88	7,330
02/24	**Marquette***	**L 61-66**	**17,412**
02/28	**St. John's***	**W 100-59**	**17,351**
03/02	at Providence*	L 66-70	9,252
03/05	at #5 Xavier*	L 93-98	10,633
03/10	❖ Seton Hall	L 73-81	13,813
03/15	**■ Alabama**	**W 72-54**	**6,305**
03/19	**■ Wagner**	**W 87-54**	**6,471**
03/22	■ at BYU	L 82-88	15,525

❑ 2015 Men Who Speak Up Main Event, Omaha, Neb.
⌘ 2015 Men Who Speak Up Main Event, Las Vegas, Nev.
❖ BIG EAST Tournament, New York City, N.Y.
■ National Invitation Tournament

2016-17

25-10 Overall
10-8 BIG EAST (T-3rd)
NCAA (0-1)

Date	Opponent	Result	Att.
11/11	**UMKC**	**W 89-82**	**16,686**
11/15	**#9 Wisconsin**	**W 79-67**	**17,879**
11/18	⌘ Washington State	W 103-77	2,233
11/20	⌘ North Carolina State	W 112-94	2,755
11/21	⌘ Ole Miss	W 86-77	2,699
11/26	**Loyola (Md.)**	**W 82-52**	**16,907**
11/29	**Buffalo**	**W 93-72**	**16,434**
12/03	**Akron**	**W 82-70**	**16,852**
12/07	at Nebraska	W 77-62	15,902
12/09	**Longwood**	**W 113-58**	**16,697**
12/17	**Oral Roberts**	**W 66-65**	**16,489**
12/20	at Arizona State	W 96-85	6,793
12/28	**Seton Hall***	**W 89-75**	**18,084**
12/31	**#1 Villanova***	**L 70-80**	**18,831**
01/04	at St. John's*	W 85-72	4,928
01/07	at Providence*	W 78-64	8,176
01/11	**#12 Butler***	**W 75-64**	**18,032**
01/14	**Truman State**	**W 101-69**	**17,466**
01/16	at #22 Xavier*	W 72-67	10,348
01/21	**Marquette***	**L 94-102**	**18,145**
01/25	at Georgetown*	L 51-71	8,185
01/28	**DePaul***	**W 83-66**	**17,611**
01/31	at #16 Butler*	W 76-67	9,100
02/04	**Xavier***	**L 80-82**	**17,886**
02/11	at DePaul*	W 93-58	6,409
02/15	at Seton Hall*	L 81-87	6,637
02/19	**Georgetown***	**W 87-70**	**17,626**
02/22	**Providence***	**L 66-68**	**17,382**
02/25	at #2 Villanova*	L 63-79	6,500
02/28	**St. John's***	**W 82-68**	**17,006**
03/04	at Marquette*	L 83-91	17,630
03/09	❖ Providence	W 70-58	16,003
03/10	❖ Xavier	W 75-72	19,812
03/11	❖ #2 Villanova	L 60-74	19,812
03/17	■ Rhode Island	L 72-84	15,833

⌘ Paradise Jam, St. Thomas, U.S. Virgin Islands
❖ BIG EAST Tournament in New York City, N.Y.
■ NCAA Tournament, Sacramento, Calif.

2017-18

21-12 Overall
10-8 BIG EAST (T-3rd)
NCAA (0-1)

Date	Opponent	Result	Att.
11/10	**❑ Yale**	**W 92-76**	**16,611**
11/12	**❑ Alcorn State**	**W 109-72**	**14,730**
11/15	at #20 Northwestern	W 92-88	6,384
11/20	⌘ #23 UCLA	W 100-89	10,243
11/21	⌘ #22 Baylor	L 59-65	10,160
11/25	**SIU Edwardsville**	**W 103-66**	**15,607**
12/01	at #15 Gonzaga	L 74-91	6,000
12/05	**North Dakota**	**W 111-68**	**15,069**
12/09	**Nebraska**	**W 75-65**	**17,901**
12/15	**Maryland Eastern Shore**	**W 87-36**	**16,520**
12/18	**UT Arlington**	**W 90-81**	**15,564**
12/20	**USC Upstate**	**W 116-62**	**15,366**
12/28	at #23 Seton Hall*	L 84-90	9,824
12/31	**Providence***	**W 83-64**	**17,768**
01/03	**St. John's***	**W 78-71**	**16,167**
01/06	at Georgetown*	W 90-66	7,538
01/09	**Butler***	**W 85-74**	**17,229**
01/13	at #10 Xavier*	L 70-92	10,655
01/17	**#19 Seton Hall***	**W 80-63**	**17,705**
01/20	at Providence*	L 71-85	12,927
01/23	at St. John's*	W 68-63	4,771
01/27	**Georgetown***	**W 85-77**	**18,518**
02/01	at #1 Villanova*	L 78-98	10,225
02/07	at DePaul*	W 76-75	5,010
02/10	**#5 Xavier***	**L 71-72**	**18,257**
02/13	**Bemidji State**	**W 94-46**	**17,981**
02/17	**Marquette***	**L 86-90**	**18,495**
02/20	at Butler*	L 70-93	8,630
02/24	**#3 Villanova* (1)**	**W 89-83**	**18,321**
02/27	**DePaul***	**W 82-57**	**18,191**
03/03	at Marquette*	L 81-85	18,221
03/08	❖ Providence (1)	L 68-72	17,647
03/16	■ Kansas State	L 59-69	17,943

❑ Hall of Fame Classic, Omaha, Neb.
⌘ Hall of Fame Classic, Kansas City, Mo.
❖ BIG EAST Tournament, New York City, N.Y.
■ NCAA Tournament, Charlotte, N.C.

2018-19

20-15 Overall
9-9 BIG EAST (T-3rd)
NIT (2-1)

Date	Opponent	Result	Att.
11/06	**Western Illinois**	**W 78-67**	**16,449**
11/11	**% East Tennessee St.**	**W 75-69**	**16,506**
11/15	**Ohio State**	**L 60-69**	**17,146**
11/19	❑ Boise State	W 94-82	1,512
11/20	❑ Georgia State	W 93-68	1,558
11/21	❑ #16 Clemson	W 87-82	1,709
11/28	**Montana**	**W 98-72**	**16,457**
12/01	**#1 Gonzaga**	**L 92-103**	**18,759**
12/08	at #24 Nebraska	L 75-94	15,950
12/14	**Green Bay**	**W 86-65**	**17,147**
12/18	at Oklahoma	L 70-83	8,020
12/20	**Coe**	**W 110-60**	**16,328**
12/27	**UMKC**	**W 89-53**	**17,608**
12/31	at Providence*	W 79-68	11,343
01/05	at Butler*	L 69-84	9,148
01/09	**#21 Marquette* (1)**	**L 104-106**	**17,085**
01/13	**Villanova***	**L 78-90**	**17,379**
01/16	at St. John's*	L 66-81	5,602
01/21	at Georgetown*	W 91-87	5,230
01/25	**Butler***	**W 75-61**	**18,089**
01/30	**St. John's***	**L 67-83**	**16,832**
02/03	**Xavier***	**W 76-54**	**16,678**
02/06	at #14 Villanova* (1)	L 59-66	6,501
02/09	at Seton Hall*	L 58-63	9,681
02/13	at Xavier* (1)	L 61-64	9,949
02/17	**Seton Hall***	**L 75-81**	**17,036**
02/20	at DePaul*	W 79-67	4,238
02/23	**Georgetown***	**W 82-69**	**17,358**
03/03	at #10 Marquette*	W 66-60	17,512
03/06	**Providence* (1)**	**W 76-70**	**16,903**
03/09	**DePaul***	**W 91-78**	**7,083**
03/14	❖ Xavier	L 61-63	19,534
03/19	**■ Loyola Chicago**	**W 70-61**	**5,755**
03/22	**■ Memphis**	**W 79-67**	**7,031**
03/26	■ at TCU	L 58-71	3,314

% Caymans Islands Classic, Omaha, Neb.
❑ Caymans Islands Classic, George Town, Cayman Islands
❖ BIG EAST Tournament, New York City, N.Y.
■ National Invitation Tournament

2019-20

24-7 Overall
13-5 BIG EAST (T-1st)

Date	Opponent	Result	Att.
11/05	**Kennesaw State**	**W 81-55**	**16,321**
11/12	at Michigan	L 69-79	11,398
11/16	**Louisiana Tech**	**W 82-72**	**16,919**
11/22	**% Cal Poly**	**W 86-70**	**16,783**
11/24	**% North Florida**	**W 76-67**	**16,562**
11/28	❑ San Diego State	L 52-83	4,855
11/29	❑ #12 Texas Tech (1)	W 83-76	4,855
12/03	**Oral Roberts**	**W 72-60**	**16,427**
12/07	**Nebraska**	**W 95-76**	**18,068**
12/13	**UTRGV**	**W 89-58**	**16,346**
12/17	**Oklahoma**	**W 83-73**	**17,146**
12/21	at Arizona State	W 67-60	9,395
12/28	**Midland**	**W 91-54**	**16,914**
01/01	**Marquette***	**W 92-75**	**17,289**
01/04	at #11 Butler*	L 57-71	9,129
01/07	**#16 Villanova***	**L 59-64**	**17,682**
01/11	at Xavier*	W 77-65	10,529
01/15	at Georgetown*	L 80-83	5,920
01/18	**Providence***	**W 78-74**	**17,048**
01/22	at DePaul*	W 83-68	4,535
01/26	**Xavier***	**W 77-66**	**17,796**
02/01	at #8 Villanova*	W 76-61	15,105
02/05	at Providence*	L 56-73	10,102
02/08	**St. John's***	**W 94-82**	**18,122**
02/12	at #10 Seton Hall*	W 87-82	9,736
02/15	**DePaul***	**W 93-64**	**17,865**
02/18	at #19 Marquette*	W 73-65	14,329
02/23	**#21 Butler***	**W 81-59**	**18,148**
03/01	at St. John's*	L 71-91	4,260
03/04	**Georgetown***	**W 91-76**	**17,696**
03/07	**#8 Seton Hall***	**W 77-60**	**18,519**

% 19th Annual Continental Tire Las Vegas Invitational, Omaha, Neb.
❑ 19th Annual Continental Tire Las Vegas Invitational, Las Vegas, Nev.
NOTE: Creighton's BIG EAST Tournament quarterfinal round game vs. St. John's on March 12 was canceled at halftime due to the COVID-19 pandemic. Later that day, the NCAA canceled the postseason, as well.

2020-21

22-9 Overall
14-6 BIG EAST (2nd)
NCAA (2-1)

Date	Opponent	Result	Att.
11/29	**North Dakota State**	**W 69-58**	**252**
12/01	**Nebraska-Omaha**	**W 94-67**	**251**
12/04	**Kennesaw State**	**W 93-58**	**201**
12/08	at #5 Kansas	L 72-73	2,500
12/11	**Nebraska**	**W 98-74**	**254**
12/14	**Marquette***	**L 84-89**	**255**
12/17	at St. John's*	W 94-76	0
12/20	at UConn* (1)	W 76-74	0
12/23	**#22 Xavier***	**W 66-61**	**1,673**
01/02	at Providence*	W 67-65	0
01/06	**Seton Hall***	**W 89-53**	**1,689**
01/09	**St. John's***	**W 97-79**	**1,777**
01/16	at Butler* (1)	L 66-70	1,693
01/20	**Providence***	**L 70-74**	**1,731**
01/23	**#23 UConn***	**W 74-66**	**1,839**
01/27	at Seton Hall*	W 83-81	0
01/30	at DePaul*	W 69-62	0
02/03	**Georgetown***	**L 79-86**	**1,845**
02/06	at Marquette*	W 71-68	0
02/09	at Georgetown*	W 63-48	0
02/13	**#5 Villanova***	**W 86-70**	**2,544**
02/24	**DePaul***	**W 77-53**	**1,936**
02/27	at Xavier*	L 69-77	922
03/03	at #10 Villanova*	L 60-72	0
03/06	**Butler***	**W 93-73**	**2,419**
03/11	❖ Butler	W 87-56	0
03/12	❖ UConn	W 59-56	824
03/13	❖ Georgetown	L 48-73	824
03/20	■ UC Santa Barbara	W 63-62	0
03/22	■ Ohio	W 72-58	0
03/28	■ #1 Gonzaga	L 65-83	0

❖ BIG EAST Tournament, New York City, N.Y.
■ NCAA Tournament, Indianapolis, Ind.

*** Regular season conference games**
(#) Number of overtime periods

2021-22

23-12 Overall
12-7 BIG EAST (4th)
NCAA (1-1)

Date	Opponent	Result	Att.
11/09	**Arkansas-Pine Bluff**	**W 90-77**	**15,072**
11/11	**Kennesaw State**	**W 51-44**	**16,092**
11/16	at Nebraska	W 77-69	15,939
11/19	❑ Brown	W 78-57	622
11/21	❑ Colorado State	L 81-95	879
11/22	❑ Southern Illinois	W 66-64	924
11/27	**SIU Edwardsville**	**W 70-65**	**16,417**
11/30	**North Dakota State**	**W 80-55**	**15,428**
12/04	**#19 Iowa State**	**L 58-64**	**18,294**
12/11	⌘ #24 BYU	W 83-71	2,835
12/14	**Arizona State**	**L 57-58**	**15,011**
12/17	**#9 Villanova***	**W 79-59**	**17,208**
01/01	at Marquette* (2)	W 75-69	13,689
01/05	at #19 Villanova*	L 41-75	6,501
01/15	at #17 Xavier*	L 73-80	10,224
01/19	**St. John's***	**W 87-64**	**16,840**
01/22	**DePaul***	**W 60-47**	**16,854**
01/26	at Butler*	L 55-72	6,920
01/29	**#21 Xavier***	**L 64-74**	**17,850**
02/01	at #17 Connecticut*	W 59-55	10,443
02/04	at Seton Hall*	L 55-74	9,062
02/08	**Butler***	**W 54-52**	**15,375**
02/12	at Georgetown*	W 80-66	5,813
02/14	**Georgetown***	**W 88-77**	**16,178**
02/17	at DePaul*	W 71-59	2,561
02/20	**Marquette***	**W 83-82**	**18,192**
02/23	at St. John's*	W 81-78	4,542
02/26	at #11 Providence*	L 51-72	12,400
03/02	**#18 Connecticut***	**W 64-62**	**17,126**
03/05	**Seton Hall***	**L 60-65**	**17,221**
03/10	❖ Marquette	W 74-63	19,812
03/11	❖ #11 Providence	W 85-58	19,812
03/12	❖ #8 Villanova	L 48-54	19,812
03/17	■ San Diego State (1)	W 72-69	10,560
03/19	■ #3 Kansas	L 72-79	12,976

❑ Paradise Jam (St. Thomas, U.S. Virgin Islands)
⌘ Game played in Sioux Falls, S.D.
❖ BIG EAST Tournament, New York City, N.Y.
■ NCAA Tournament, Fort Worth, Texas

2022-23

24-13 Overall
14-6 BIG EAST (3rd)
NCAA (3-1)

Date	Opponent	Result	Att.
11/07	**St. Thomas**	**W 72-60**	**17,098**
11/10	**North Dakota**	**W 96-61**	**16,594**
11/14	**Holy Cross**	**W 94-65**	**15,940**
11/17	**UC Riverside**	**W 80-51**	**16,456**
11/21	❑ #21 Texas Tech	W 76-65	2,400
11/22	❑ #9 Arkansas	W 90-87	2,400
11/23	❑ #14 Arizona	L 79-81	2,400
12/01	at #2 Texas	L 67-72	10,896
12/04	**Nebraska**	**L 53-63**	**17,352**
12/10	⌘ BYU	L 80-83	2,691
12/12	⌘ Arizona State	L 71-73	2,485
12/16	at Marquette*	L 58-69	15,389
12/22	**Butler***	**W 78-56**	**16,319**
12/25	**DePaul***	**W 80-65**	**16,534**
01/03	**Seton Hall***	**W 83-61**	**16,592**
01/07	at #4 Connecticut*	L 60-69	10,167
01/11	at #12 Xavier*	L 87-90	10,224
01/14	**#19 Providence***	**W 73-67**	**17,443**
01/17	at Butler*	W 73-52	7,329
01/25	**St. John's***	**W 104-76**	**17,004**
01/28	**#13 Xavier***	**W 84-67**	**18,277**
02/01	at Georgetown*	W 63-53	4,042
02/04	**Villanova***	**W 66-61**	**18,509**
02/08	at Seton Hall*	W 75-62	8,875
02/11	**#21 Connecticut***	**W 56-53**	**18,286**
02/14	at #24 Providence* (2)	L 86-94	12,400
02/18	at St. John's*	W 77-67	5,602
02/21	**#10 Marquette***	**L 71-73**	**18,006**
02/25	at Villanova*	L 67-79	17,114
03/01	**Georgetown***	**W 99-59**	**17,039**
03/04	at DePaul*	W 84-70	4,514
03/09	❖ Villanova	W 87-74	19,812
03/10	❖ #15 Xavier	L 60-82	19,812
03/17	■ NC State	W 72-63	19,149
03/19	■ #11 Baylor	W 85-76	19,229
03/24	ⅡPrinceton	W 86-75	20,289
03/26	Ⅱ #18 San Diego State	L 56-57	20,051

❑ Maui Invitational (Maui, Hawaii)
⌘ Jack Jones Hoopfest (Las Vegas, Nev.)
❖ BIG EAST Tournament, New York City, N.Y.
■ NCAA Tournament, Denver, Colo.
Ⅱ NCAA Tournament, Louisville, Ky.

2023-24

25-10 Overall
14-6 BIG EAST (T-2nd)
NCAA (2-1)

Date	Opponent	Result	Att.
11/07	**Florida A&M**	**W 105-54**	**16,117**
11/11	**North Dakota State**	**W 89-60**	**16,911**
11/14	**Iowa**	**W 92-84**	**17,352**
11/18	**Texas Southern**	**W 82-50**	**16,845**
11/22	% Loyola Chicago	W 88-65	6,764
11/23	% Colorado State	L 48-69	4,899
11/30	at Oklahoma State	W 79-65	6,309
12/03	at Nebraska	W 89-60	15,838
12/09	**Central Michigan**	**W 109-64**	**16,412**
12/13	% at UNLV	L 64-79	2,725
12/16	**Alabama**	**W 85-82**	**17,401**
12/20	**Villanova* (1)**	**L 66-68**	**17,333**
12/30	at #10 Marquette*	L 67-72	18,086
01/02	at Georgetown*	W 77-60	4,980
01/06	**#23 Providence***	**W 69-60**	**17,253**
01/09	at DePaul*	W 84-58	3,061
01/13	**St. John's***	**W 66-65**	**17,164**
01/17	at #1 Connecticut*	L 48-62	10,299
01/20	at Seton Hall* (3)	W 97-94	10,481
01/23	**Xavier***	**W 85-78**	**17,195**
01/27	**DePaul***	**W 85-62**	**18,571**
02/02	**Butler***	**L 98-99**	**17,874**
02/07	at Providence* (1)	L 87-91	12,078
02/10	at Xavier*	W 78-71	10,555
02/13	**Georgetown***	**W 94-72**	**16,768**
02/17	at Butler*	W 79-57	9,176
02/20	**#1 Connecticut***	**W 85-66**	**18,071**
02/25	at St. John's*	L 66-80	12,061
02/28	**Seton Hall***	**W 85-64**	**17,022**
03/02	**#5 Marquette***	**W 89-75**	**18,011**
03/09	at Villanova*	W 69-67	13,422
03/14	❖ Providence	L 73-78	19,812
03/21	■ Akron	W 77-60	17,698
03/23	■ Oregon (2)	W 86-73	18,595
03/29	❑ #6 Tennessee	L 75-82	18,574

⌘ 2023 Hall of Fame Classic, Kansas City, Mo.
% Jack Jones Classic, Henderson, Nev.
❖ BIG EAST Tournament, New York City, N.Y.
■ NCAA Tournament, Pittsburgh, Pa.
❑ NCAA Tournament, Detroit, Mich.

2024-25

25-11 Overall
15-5 BIG EAST (2nd)
NCAA (1-1)

Date	Opponent	Result	Att.
11/06	**UTRGV**	**W 99-86**	**15,969**
11/10	**FDU**	**W 96-70**	**16,471**
11/13	**Houston Christian**	**W 78-43**	**16,348**
11/16	**Kansas City**	**W 79-56**	**16,951**
11/22	**Nebraska**	**L 63-74**	**18,475**
11/26	% San Diego State	L 53-71	7,602
11/27	% #20 Texas A&M	L 73-77	6,143
11/30	% Notre Dame	W 80-76	5,116
12/04	**#1 Kansas**	**W 76-63**	**17,908**
12/07	**UNLV**	**W 83-65**	**17,080**
12/14	at #7 Alabama	L 75-83	13,474
12/18	at Georgetown*	L 57-81	4,062
12/21	**Villanova***	**W 86-79**	**17,125**
12/31	**St. John's***	**W 57-56**	**17,466**
01/03	at #8 Marquette*	L 71-79	17,756
01/11	at Butler*	W 80-76	8,134
01/14	**Providence***	**W 84-64**	**17,063**
01/18	at #14 Connecticut*	W 68-63	10,299
01/21	at DePaul*	W 73-49	3,729
01/25	**Seton Hall***	**W 79-54**	**18,430**
01/29	**Xavier***	**W 86-77**	**17,056**
02/01	at Villanova*	W 62-60	13,124
02/05	at Providence*	W 80-69	11,726
02/08	**#11 Marquette***	**W 77-67**	**18,185**
02/11	**Connecticut***	**L 66-70**	**18,025**
02/16	at #9 St. John's*	L 73-79	19,812
02/23	**Georgetown***	**W 80-69**	**17,545**
02/26	**DePaul***	**W 75-65**	**17,213**
03/01	at Xavier*	L 61-83	10,674
03/04	at Seton Hall*	W 79-61	8,498
03/08	**Butler***	**W 87-74**	**17,907**
03/13	❖ DePaul (2)	W 85-81	19,812
03/14	❖ Connecticut	W 71-62	19,812
03/15	❖ #6 St. John's	L 66-82	19,812
03/20	■ #10 Louisville	W 89-75	18,769
03/22	■ #4 Auburn	L 70-82	17,484

% Players Era Festival, Las Vegas, Nev.
❖ BIG EAST Tournament, New York City, N.Y.
■ NCAA Tournament, Lexington, Ky.

Creighton in the AP Poll

Creighton's History in the *Associated Press* Poll (180-78)

Rank	Date	Opponent	Result
		Week of February 12, 1974	
(Ranked 17th, but no games played)			
		Week of February 19, 1974	
15	2/19/74	at UC Irvine	W 83-52
15	2/22/74	at Hawaii	W 63-59
15	2/23/74	at Hawaii	L 60-61
		Week of February 26, 1974	
16	3/4/74	#14 South Carolina	L 69-78
		Week of March 5, 1974	
19	3/9/74	vs. Texas	W 77-61
		Week of March 12, 1974	
19	3/14/74	vs. #14 Kansas (NCAA)	L 54-55
19	3/16/74	vs. #16 Louisville (NCAA)	W 80-71
		Week of February 4, 1975	
18	2/9/75	UC Santa Barbara	W 72-61
		Week of February 11, 1975	
20	2/11/75	Nebraska-Omaha	W 62-53
20	2/15/75	at Oklahoma City	W 68-56
20	2/17/75	St. Thomas (Minn.)	W 90-54
		Week of February 18, 1975	
14	2/22/75	Air Force	W 76-53
		Week of February 25, 1975	
(Ranked 13th, but no games played)			
		Week of March 4, 1975	
13	3/3/75	at Southern Illinois	L 47-53
13	3/8/75	#5 Marquette	L 60-64
		Week of December 9, 2002	
23	12/14/02	Tennessee Tech	W 101-72
		Week of December 16, 2002	
20	12/16/02	Delaware State	W 68-48
20	12/21/02	at Nebraska	W 81-73
		Week of December 23, 2002	
18	12/29/02	Southeast Missouri State	W 93-70
		Week of December 30, 2002	
15	12/31/02	at #19 Xavier	L 73-75
15	1/5/03	Drake	W 84-63
		Week of January 6, 2003	
16	1/8/03	at Bradley	W 65-58
16	1/11/03	at Illinois State	W 76-57
		Week of January 13, 2003	
13	1/15/03	Evansville	W 93-56
13	1/18/03	Southern Illinois	W 85-76
		Week of January 20, 2003	
10	1/20/03	Illinois State	W 95-82
10	1/23/03	at Evansville	L 66-74
10	1/26/03	TCU	W 89-79
		Week of January 27, 2003	
16	1/27/03	at Indiana State	W 74-46
16	2/1/03	at Drake	W 88-68
		Week of February 3, 2003	
13	2/4/03	Northern Iowa	W 84-75
13	2/8/03	Bradley	W 88-65
		Week of February 10, 2003	
12	2/12/03	Missouri State	W 70-67 (OT)
12	2/15/03	at Wichita State	L 74-80
		Week of February 17, 2003	
17	2/19/03	Indiana State	W 77-54
17	2/22/03	Fresno State	W 67-66
		Week of February 24, 2003	
17	2/26/03	at Missouri State	W 63-58
17	3/1/03	at Southern Illinois	L 62-70
		Week of March 3, 2003	
19	3/3/03	Wichita State	W 86-60
19	3/8/03	vs. Indiana State	W 57-56
19	3/9/03	vs. Wichita State	W 70-69
		Week of March 10, 2003	
19	3/10/03	vs. Southern Illinois	W 80-56
		Week of March 17, 2003	
15	3/20/03	vs. Central Michigan (NCAA)	L 73-79
		Week of January 12, 2004	
24	1/14/04	at Northern Iowa	L 73-82
24	1/17/04	Evansville	W 72-53
		Preseason Poll, 2006-07 (November 6, 2006)	
(Ranked 19th, but no games played)			
		Week of November 13, 2006	
20	11/13/06	Mississippi Valley State	W 78-42
20	11/18/06	at Nebraska	L 61-73
		Week of December 5, 2011	
19	12/10/11	at Saint Joseph's	L 71-80
		Week of December 12, 2011	
25	12/17/11	Houston Christian	W 97-62
		Week of December 19, 2011	
23	12/19/11	at Tulsa	W 83-64
23	12/22/11	Northwestern	W 87-79
		Week of December 26, 2011	
21	12/28/11	Missouri State	L 65-77
21	12/31/11	at Wichita State	W 68-61
		Week of January 9, 2012	
23	1/10/12	Northern Iowa	W 63-60
23	1/13/12	at Illinois State	W 87-78
23	1/15/12	Southern Illinois	W 90-71
		Week of January 16, 2012	
19	1/18/12	at Missouri State	W 66-65
19	1/21/12	Indiana State	W 75-49
		Week of January 23, 2012	
15	1/25/12	at Drake	W 77-69
15	1/28/12	Bradley	W 73-59
		Week of January 30, 2012	
13	2/1/12	Illinois State	W 102-74
13	2/4/12	at Northern Iowa	L 62-65
		Week of February 6, 2012	
17	2/7/12	at Evansville	L 57-65
17	2/11/12	Wichita State	L 68-89
		Week of February 27, 2012	
25	3/2/12	vs. Drake	W 68-61
25	3/3/12	vs. Evansville	W 99-71
25	3/4/12	vs. Illinois State	W 83-79 (OT)
		Week of March 5, 2012	
(Ranked 19th, but no games played)			
		Week of March 12, 2012	
19	3/16/12	vs. Alabama (NCAA)	W 58-57
19	3/18/12	vs. #4 North Carolina (NCAA)	L 73-87
		Preseason Poll, 2012-13 (October 26, 2012)	
16	11/9/12	North Texas	W 71-51
		Week of November 12, 2012	
15	11/14/12	UAB	W 77-60
15	11/18/12	Presbyterian	W 87-78
		Week of November 19, 2012	
14	11/20/12	Longwood	W 105-57
14	11/23/12	vs. Wisconsin	W 84-74
14	11/24/12	vs. Arizona State	W 87-73
		Week of November 26, 2012	
11	11/28/12	Boise State	L 70-83
11	12/1/12	Saint Joseph's	W 80-51
		Week of December 3, 2012	
16	12/6/12	at Nebraska	W 64-42
16	12/9/12	Akron	W 77-61
		Week of December 10, 2012	
16	12/15/12	at California	W 74-64
		Week of December 17, 2012	
17	12/19/12	Tulsa	W 71-54
		Week of December 24, 2012	
16	12/29/12	Evansville	W 87-70
		Week of December 31, 2012	
16	1/2/13	at Illinois State	W 79-72
16	1/5/13	Indiana State	W 79-66
		Week of January 7, 2013	
13	1/8/13	Drake	W 91-61
13	1/11/13	at Missouri State	W 74-52
		Week of January 14, 2013	
12	1/15/13	Northern Iowa	W 79-68
12	1/19/13	at Wichita State	L 64-67
		Week of January 21, 2013	
17	1/23/13	at Drake	L 69-74
17	1/27/13	at Southern Illinois	W 81-51
		Week of January 28, 2013	
21	1/30/13	Missouri State	W 91-77
21	2/2/13	Bradley	W 75-58
		Week of February 4, 2013	
16	2/6/13	at Indiana State	L 57-76
16	2/9/13	Illinois State	L 72-75
		Week of March 11, 2013	
(Ranked 23rd, but no games played)			
		Week of March 18, 2013	
22	3/22/13	vs. Cincinnati (NCAA)	W 67-63
22	3/24/13	vs. #6 Duke (NCAA)	L 50-66
		Week of November 18, 2013	
23	11/23/13	Tulsa	W 82-72
		Week of November 25, 2013	
20	11/28/13	vs. Arizona State	W 88-60
20	11/29/13	vs. San Diego State	L 80-86
20	12/1/13	vs. George Washington	L 53-60
		Week of January 13, 2014	
20	1/14/14	Butler	W 88-60
20	1/18/14	at Providence	L 68-81
		Week of January 27, 2014	
20	1/28/14	St. John's	W 63-60
		Week of February 3, 2014	
12	2/7/14	DePaul	W 78-66
12	2/9/14	at St. John's	L 65-70
		Week of February 10, 2014	
18	2/13/14	at Butler	W 68-63
18	2/16/14	#6 Villanova	W 101-80
		Week of February 17, 2014	
11	2/19/14	at Marquette	W 85-70
11	2/23/14	Seton Hall	W 72-71
		Week of February 24, 2014	
9	03/01/14	at Xavier	L 69-75
		Week of March 3, 2014	
13	03/04/14	at Georgetown	L 63-75
13	03/08/14	Providence	W 88-73
		Week of March 10, 2014	
14	03/13/14	vs. DePaul	W 84-62
14	03/14/14	vs. Xavier	W 86-78
14	03/15/14	vs. Providence	L 58-65
		Week of March 17, 2014	
16	03/21/14	vs. Louisiana (NCAA)	W 76-66
16	03/23/14	vs. #23 Baylor (NCAA)	L 55-85
		Week of November 24, 2014	
23	11/25/14	Eastern Illinois	W 75-53
23	11/28/14	vs. Ole Miss	L 68-75
23	11/29/14	vs. Middle Tennessee	W 57-47
		Preseason Poll, 2016-17 (October 31, 2016)	
22	11/11/16	UMKC	W 89-82
		Week of November 14, 2016	
22	11/15/16	#9 Wisconsin	W 77-69
22	11/18/16	vs. Washington State	W 103-77
22	11/20/16	vs. North Carolina State	W 112-94
		Week of November 21, 2016	
12	11/21/16	vs. Ole Miss	W 86-77
12	11/26/16	Loyola (Md.)	W 82-52
		Week of November 28, 2016	
10	11/29/16	Buffalo	W 93-72
10	12/03/16	Akron	W 82-70
		Week of December 5, 2016	
10	12/07/16	at Nebraska	W 77-62
10	12/09/16	Longwood	W 113-58
		Week of December 12, 2016	
10	12/17/16	Oral Roberts	W 66-65

Creighton in the AP Poll

Creighton's History in the *Associated Press* Poll

Week of December 19, 2016

9	12/20/16	at Arizona State	W 96-85

Week of December 26, 2016

10	12/28/16	Seton Hall	W 89-75
10	12/31/16	#1 Villanova	L 70-80

Week of January 2, 2017

10	01/04/17	at St. John's	W 85-72
10	01/07/17	at Providence	W 78-64

Week of January 9, 2017

8	01/11/17	#12 Butler	W 75-64
8	01/14/17	Truman State	W 101-69

Week of January 16, 2017

7	01/16/17	at #22 Xavier	W 72-67
7	01/21/17	Marquette	L 94-102

Week of January 23, 2017

16	01/25/17	at Georgetown	L 51-71
16	01/28/17	DePaul	W 83-66

Week of January 30, 2017

22	01/31/17	at #16 Butler	W 76-67
22	02/04/17	Xavier	L 80-82

Week of February 6, 2017

23	02/11/17	at DePaul	W 93-58

Week of February 13, 2017

20	02/15/17	at Seton Hall	L 81-87
20	02/19/17	Georgetown	W 87-70

Week of February 20, 2017

23	02/22/17	Providence	L 66-68
23	02/25/17	at #2 Villanova	L 63-79

Week of November 27, 2017

25	12/01/17	at #15 Gonzaga	L 74-91

Week of December 18, 2017

25	12/18/17	UT Arlington	W 90-81
25	12/20/17	USC Upstate	W 116-62

Week of December 25, 2017

25	12/28/17	at #23 Seton Hall	L 84-90
25	12/31/17	Providence	W 83-64

Week of January 8, 2018

25	01/09/18	Butler	W 85-74
25	01/13/18	at #10 Xavier	L 70-92

Week of January 13, 2020

25	01/15/20	at Georgetown	L 80-83
25	01/18/20	Providence	W 78-74

Week of February 3, 2020

21	02/05/20	at Providence	L 56-73
21	02/08/20	St. John's	W 94-82

Week of February 10, 2020

23	02/12/20	at #10 Seton Hall	W 87-82
23	02/15/20	DePaul	W 93-64

Week of February 17, 2020

15	02/18/20	at #19 Marquette	W 73-65
15	02/23/20	#21 Butler	W 81-59

Week of February 24, 2020

10	03/01/20	at St. John's	L 71-91

Week of March 2, 2020

11	03/04/20	Georgetown	W 91-76
11	03/07/20	#8 Seton Hall	W 77-60

Week of March 9, 2020

(Ranked 7th, but no games played)

Week of March 16, 2020

(Ranked 7th, but no games played)

Preseason Poll, 2020-21 (November 9, 2020)

11	11/29/20	North Dakota State	W 69-58

Week of November 30, 2020

9	12/01/20	Nebraska-Omaha	W 94-67
9	12/04/20	Kennesaw State	W 93-58

Week of December 7, 2020

8	12/08/20	at #5 Kansas	L 72-73
8	12/11/20	Nebraska	W 98-74

Week of December 14, 2020

9	12/14/20	Marquette	L 84-89
9	12/17/20	at St. John's	W 94-76
9	12//20/20	at Connecticut	W 76-74 (OT)

Week of December 21, 2020

12	12/23/20	#22 Xavier	W 66-61

Week of December 28, 2020

11	01/02/21	at Providence	W 67-65

Week of January 4, 2021

7	01/06/21	Seton Hall	W 89-53
7	01/09/21	St. John's	W 97-79

Week of January 11, 2021

8	01/16/21	at Butler	L 66-70 (OT)

Week of January 18, 2021

11	01/20/21	Providence	L 70-74
11	01/23/21	#23 Connecticut	W 74-66

Week of January 25, 2021

17	01/27/21	at Seton Hall	W 85-81
17	01/30/21	at DePaul	W 69-62

Week of February 1, 2021

15	02/03/21	Georgetown	L 79-86
15	02/06/21	at Marquette	W 71-68

Week of February 8, 2021

19	02/09/21	at Georgetown	W 63-48
19	02/13/21	#5 Villanova	W 86-70

Week of February 15, 2021

(Ranked 14th, but no games played)

Week of February 22, 2021

13	02/24/21	DePaul	W 77-53
13	02/27/21	at Xavier	L 69-77

Week of March 1, 2021

14	03/03/21	at #10 Villanova	L 60-72
14	03/06/21	Butler	W 93-73

Week of March 8, 2021

17	03/11/21	vs. Butler	W 91-60
17	03/12/21	vs. Connecticut	W 59-56
17	03/13/21	vs. Georgetown	L 48-73

Week of March 15, 2021

19	03/20/21	vs. UC Santa Barbara	W 63-62
19	03/22/21	vs. Ohio	W 72-58
19	03/28/21	vs. #1 Gonzaga	L 65-83

Preseason Poll, 2022-23 (October 17, 2022)

9	11/07/22	St. Thomas	W 72-60
9	11/10/22	North Dakota	W 96-61

Week of November 14, 2022

10	11/14/22	Holy Cross	W 94-65
10	11/17/22	UC Riverside	W 80-51

Week of November 21, 2022

10	11/21/22	vs. #21 Texas Tech	W 76-65
10	11/22/22	vs. #9 Arkansas	W 90-87
10	11/23/22	vs. #14 Arizona	L 79-81

Week of November 28, 2022

7	12/01/22	at #2 Texas	L 67-72
7	12/04/22	Nebraska	L 53-63

Week of December 5, 2022

21	12/10/22	vs. BYU	L 80-83

Week of February 6, 2023

23	02/08/23	at Seton Hall	W 75-62
23	02/11/23	#21 Connecticut	W 56-53

Week of February 13, 2023

18	02/14/23	at #24 Providence	L 86-94 (2OT)
18	02/18/23	at St. John's	W 77-67

Week of February 20, 2023

19	02/21/23	#10 Marquette	L 71-73
19	02/25/23	at Villanova	L 67-79

Week of March 6, 2023

24	03/09/23	vs. Villanova	W 87-74
24	03/10/23	vs. #15 Xavier	L 60-82

Preseason Poll, 2023-24 (October 16, 2023)

8	11/07/23	Florida A&M	W 105-54
8	11/11/23	North Dakota State	W 89-60

Week of November 13, 2023

8	11/14/23	Iowa	W 92-84
8	11/18/23	Texas Southern	W 82-50

Week of November 20, 2023

8	11/22/23	vs. Loyola Chicago	W 88-65
8	11/23/23	vs. Colorado State	L 48-69

Week of November 27, 2023

15	11/30/23	at Oklahoma State	W 79-65
15	12/03/23	at Nebraska	W 89-60

Week of December 4, 2023

10	12/09/23	Central Michigan	W 109-64

Week of December 11, 2023

8	12/13/23	at UNLV	L 64-79
8	12/16/23	Alabama	W 85-82

Week of December 18, 2023

12	12/20/23	Villanova	L 66-68 (OT)

Week of December 25, 2023

22	12/30/23	at #10 Marquette	L 67-72

Week of January 8, 2024

22	01/09/24	at DePaul	W 84-58
22	01/13/24	St. John's	W 66-65

Week of January 15, 2024

18	01/17/24	at #1 Connecticut	L 48-62
18	01/20/24	at Seton Hall	W 97-94 (3OT)

Week of January 22, 2024

17	01/23/24	Xavier	W 85-78
17	01/27/24	DePaul	W 85-62

Week of January 29, 2024

13	02/02/24	Butler	L 98-99

Week of February 5, 2024

19	02/07/24	at Providence	L 87-91 (OT)
19	02/10/24	at Xavier	W 78-71

Week of February 12, 2024

17	02/13/24	Georgetown	W 94-72
17	02/17/24	at Butler	W 79-57

Week of February 19, 2024

15	02/20/24	#1 Connecticut	W 85-66
15	02/25/24	at St. John's	L 66-80

Week of February 26, 2024

12	02/28/24	Seton Hall	W 85-64
12	03/02/24	#5 Marquette	W 89-75

Week of March 4, 2024

10	03/09/24	at Villanova	W 69-67

Week of March 11, 2024

8	03/14/24	vs. Providence	L 73-78

Week of March 18, 2024

11	03/21/24	vs. Akron	W 77-60
11	03/23/24	vs. Oregon	W 86-73 (2OT)
11	03/29/24	vs. #6 Tennessee	L 75-82

Year-End Poll, April 8, 2024

(Ranked 13th, but no games played)

Preseason Poll, 2024-25 (October 14, 2024)

15	11/06/24	UTRGV	W 99-86
15	11/10/24	FDU	W 96-70

Week of November 11, 2024

14	11/13/24	Houston Christian	W 78-43
14	11/16/24	Kansas City	W 79-56

Week of November 18, 2024

14	11/22/24	Nebraska	L 63-74

Week of November 25, 2024

21	11/26/24	vs. San Diego State	L 53-71
21	11/27/24	vs. #20 Texas A&M	L 73-77
21	11/30/24	vs. Notre Dame	W 80-76

Week of February 10, 2025

24	02/11/25	Connecticut	L 66-70
24	02/16/25	at #9 St. John's	L 73-79

Creighton As A Ranked Team, By Coach

Coach	All	Home	Away	Neut.	vs. Top 10	vs. Top 11-25
Sutton	4-3	0-1	2-1	2-1	0-0	1-2
Apke	5-2	4-1	1-1	0-0	0-1	0-0
Altman	25-7	16-0	6-6	3-1	0-0	0-1
McDermott	146-66	83-17	37-32	26-17	8-14	9-7
Total	**180-78**	**103-19**	**46-40**	**31-19**	**8-15**	**10-10**

Creighton Against Ranked Teams

All-Time Record vs. Ranked Opponents (62-176)*

*AP Poll only

Date	Opponent	Result
01/03/51	at #8 Villanova	L 43-61
12/10/51	#8 Kansas	L 47-65
01/10/52	at #9 Seton Hall	L 44-60
02/25/53	at #11 Oklahoma City	L 58-79
03/06/53	at #15 Seattle	L 85-103
03/07/53	at #15 Seattle	L 73-96
12/11/53	#14 Wyoming	L 65-71
02/01/54	#16 Wichita State	L 68-72
02/04/54	at #16 Oklahoma City	L 54-69
02/07/55	#9 Marquette	L 77-88
02/01/56	at #14 Holy Cross	L 60-97
02/03/56	at #13 St. Francis (N.Y.)	L 75-99
03/01/57	at #18 Oklahoma City	L 70-97
12/09/58	#17 Marquette	L 49-53
12/26/59	at #7 Saint Louis	L 66-84
01/04/60	at #11 Detroit	L 78-94
12/19/60	#5 North Carolina	L 64-72
01/30/61	at #7 St. John's (N.Y.)	L 75-84
03/16/62	vs. #2 Cincinnati	L 46-66
12/18/62	at #6 Colorado	L 55-76
02/25/63	at #4 Arizona State	L 70-73
12/13/63	#4 Arizona State	W 84-83
12/21/63	vs. #6 UCLA	L 79-95
03/13/64	at #5 Wichita State	L 68-84
12/02/64	at #8 Kansas State	L 82-96
01/11/65	at #7 St. John's (N.Y.)	L 66-72
12/01/65	#10 Kansas State	W 83-75
12/09/65	#9 Bradley	L 79-88
12/18/65	at #6 Minnesota	L 77-89
02/19/66	at #8 St. Joseph's (Pa.)	L 90-96
12/21/66	#6 New Mexico	L 68-79
02/13/67	#5 Houston	L 80-87
02/25/67	at #7 Houston	L 73-87
02/19/68	at #4 St. Bonaventure	L 84-97
02/29/68	at #8 Marquette	L 57-75
12/13/68	vs. #11 Kansas	L 65-78
12/27/68	vs. #12 Illinois	L 77-90
01/07/69	at #11 LaSalle	L 84-103
01/10/69	at #15 Duquesne	L 59-66
03/01/69	#18 Marquette	L 76-79
03/03/69	at #17 Notre Dame	W 79-74
12/27/69	at #7 New Mexico State	L 78-93
01/29/70	#5 New Mexico State	W 72-68
02/07/70	at #16 Houston	L 77-78 (OT)
02/28/70	at #8 Marquette	L 66-76
03/04/70	#13 Houston	L 58-62
12/29/70	vs. #9 Jacksonville	L 85-94
01/30/71	#17 Duquesne	L 69-72
02/06/71	at #12 Notre Dame	L 91-102
02/19/71	at #11 LaSalle	L 61-64
03/01/71	#2 Marquette	L 61-66
12/11/71	at #15 BYU	L 68-96
12/22/71	vs. #10 St. John's (N.Y.)	L 73-94
01/03/72	at #6 Ohio State	L 76-94
02/06/72	#17 Jacksonville	W 71-66
02/19/72	at #2 Marquette	L 61-70
03/01/72	at #8 South Carolina	L 64-81
12/18/72	#20 Santa Clara	W 86-73
01/20/73	at #5 Long Beach State	L 51-68
02/05/73	at #15 Jacksonville	L 62-78
02/17/73	#7 Houston	W 78-77
03/05/73	#5 Marquette	L 49-61
02/09/74	at #6 Marquette	W 75-69
03/04/74	#14 South Carolina	L 69-78
03/14/74	vs. #14 Kansas	L 54-55
03/16/74	vs. #16 Louisville	W 80-71
12/20/74	at #2 Indiana	L 53-71
12/26/74	vs. #19 Oregon	L 64-75
03/08/75	#5 Marquette	L 60-64
03/15/75	vs. #4 Maryland	L 79-83
12/27/75	vs. #20 Minnesota	L 74-80
01/21/76	at #3 Marquette	L 62-76
12/28/76	vs. #20 Auburn	W 81-76
12/29/76	at #14 Louisville	L 66-69 (2OT)
03/05/77	#19 Marquette	L 60-72
01/28/78	at #13 Indiana State	W 72-64
02/01/78	#13 DePaul	L 82-85 (3OT)
02/07/78	at #3 Marquette	L 57-82
03/12/78	vs. #4 DePaul	L 78-80
01/20/79	#5 Indiana State	L 80-90
01/27/79	at #3 Indiana State	L 69-77
01/30/79	#10 Marquette	L 77-79
01/28/80	#1 DePaul	L 73-84
02/09/81	at #3 DePaul	L 57-83
02/21/81	at #14 Wichita State	L 70-83
01/04/82	at #10 Tulsa	L 55-80
01/11/82	#5 DePaul	L 67-76
01/14/82	at #16 Wichita State	L 56-69
02/13/82	#7 Tulsa	L 63-70
03/02/82	at #10 Tulsa	L 81-106
02/10/83	#17 Illinois State	W 53-41
02/24/83	at #12 Wichita State	L 71-81
12/31/83	#4 DePaul	L 57-59 (OT)
01/26/84	at #12 Tulsa	L 64-75
02/16/84	#12 Tulsa	L 80-82 (OT)
03/10/84	at #12 Tulsa	L 68-70 (OT)
12/27/84	at #9 DePaul	L 58-87
02/16/85	#15 Tulsa	L 63-78
12/30/85	at #18 Notre Dame	L 54-80
01/25/86	#17 Bradley	L 50-64
02/08/86	at #13 Bradley	L 59-79
12/17/86	at #19 DePaul	L 64-74
12/26/86	vs. #6 Oklahoma	L 89-106
12/23/87	at #15 UNLV	L 59-90
02/13/88	at #15 Bradley	L 68-98
02/18/88	#17 Bradley	L 67-83
03/06/88	at #14 Bradley	L 77-101
03/17/89	vs. #6 Missouri	L 69-85
12/04/89	at #5 Missouri	L 79-86
03/14/91	vs. #15 New Mexico St.	W 64-56
03/16/91	vs. #13 Seton Hall	L 69-81
12/10/92	at #25 Nebraska	L 83-100
01/18/95	#14 Iowa State	L 52-70
11/30/96	vs. #24 Minnesota	L 63-64
12/20/98	#18 Oklahoma State	W 66-60
03/13/99	vs. #5 Maryland	L 63-75
11/27/99	#23 Iowa	W 85-76
01/12/00	#19 Tulsa	L 67-75
03/16/00	vs. #24 Auburn	L 69-72
03/15/01	vs. #24 Iowa	L 56-69
11/27/01	#17 Western Kentucky	W 94-91 (2OT)
03/15/02	vs. #15 Florida	W 83-82 (2OT)
03/17/02	vs. #13 Illinois	L 60-72
12/31/02	at #19 Xavier	L 73-75
02/24/04	at #16 Southern Illinois	L 60-68
01/31/06	#25 Northern Iowa	W 63-55
12/09/06	#24 Xavier	W 73-67
02/10/07	at #21 Southern Illinois	L 68-72
03/04/07	vs. #11 Southern Illinois	W 67-61
03/16/07	vs. #15 Nevada	L 71-77 (OT)
12/05/07	at #21 Xavier	L 66-79
01/22/08	#22 Drake	L 60-68 (OT)
01/30/08	at #16 Drake	L 65-75
03/08/08	vs. #20 Drake	L 67-75
11/14/09	at #21 Dayton	L 80-90
11/26/09	vs. #15 Michigan	L 76-83 (OT)
12/19/09	at #19 New Mexico	L 61-66
12/01/10	#21 BYU	L 65-77
03/18/12	vs. #4 North Carolina	L 73-87
03/24/13	vs. #6 Duke	L 50-66
01/20/14	at #4 Villanova	W 96-68
02/16/14	#6 Villanova	W 101-80
03/23/14	vs. #23 Baylor	L 55-85
11/19/14	#18 Oklahoma	W 65-63
01/03/15	at #25 Georgetown	L 61-76
01/10/15	#19 Seton Hall	L 67-68
01/25/15	at #4 Villanova	L 50-71
01/31/15	#21 Georgetown	L 40-67
02/16/15	#19 Butler	L 56-58
03/03/15	#4 Villanova	L 72-76
03/12/15	vs. #23 Georgetown	L 55-60
11/19/15	at #14 Indiana	L 65-86
12/19/15	at #3 Oklahoma	L 74-87
01/02/16	#16 Villanova	L 71-85
01/12/16	#12 Providence	L 48-50
01/23/16	#18 Butler	W 72-64
02/03/16	at #3 Villanova	L 58-83
02/09/16	#5 Xavier	W 70-56
03/05/16	at #5 Xavier	L 93-98
11/15/16	#9 Wisconsin	W 79-67
12/31/16	#1 Villanova	L 70-80
01/11/17	#12 Butler	W 75-64
01/16/17	at #22 Xavier	W 72-67
01/31/17	at #16 Butler	W 76-67
02/25/17	at #2 Villanova	L 63-79
03/11/17	vs. #2 Villanova	L 60-74
11/15/17	at #20 Northwestern	W 92-88
11/20/17	vs. #23 UCLA	W 100-89
11/21/17	vs. #22 Baylor	L 59-65
12/01/17	at #15 Gonzaga	L 74-91
12/28/17	at #23 Seton Hall	L 84-90
01/13/18	at #10 Xavier	L 70-92
01/17/18	#19 Seton Hall	W 80-63
02/01/18	at #1 Villanova	L 78-98
02/10/18	#5 Xavier	L 71-72
02/24/18	#3 Villanova	W 89-83 (OT)
11/21/18	vs. #16 Clemson	W 87-82
12/01/18	#1 Gonzaga	L 92-103
12/08/18	at #24 Nebraska	L 75-94
01/09/19	#21 Marquette	L 104-106 (OT)
02/06/19	at #14 Villanova	L 59-66 (OT)
03/03/19	at #10 Marquette	W 66-60
11/29/19	vs. #12 Texas Tech	W 83-76 (OT)
01/04/20	at #11 Butler	L 57-71
01/07/20	#16 Villanova	L 59-64
02/01/20	at #8 Villanova	W 76-61
02/12/20	at #10 Seton Hall	W 87-82
02/18/20	at #19 Marquette	W 73-65
02/23/20	#21 Butler	W 81-59
03/07/20	#8 Seton Hall	W 77-60
12/08/20	at #5 Kansas	L 72-73
12/23/20	#22 Xavier	W 66-61
01/23/21	#23 Connecticut	W 74-66
02/13/21	#5 Villanova	W 86-70
03/03/21	at #10 Villanova	L 60-72
03/28/21	vs. #1 Gonzaga	L 65-83
12/04/21	#19 Iowa State	L 58-64
12/11/21	vs. #24 BYU	W 83-71
12/17/21	#9 Villanova	W 79-59
01/05/22	at #19 Villanova	L 41-75
01/15/22	at #17 Xavier	L 73-80
01/29/22	#21 Xavier	L 64-74
02/01/22	at #17 Connecticut	W 59-55
02/26/22	at #11 Providence	L 51-72
03/02/22	#18 Connecticut	W 64-62
03/11/22	vs. #11 Providence	W 85-58
03/12/22	vs. #8 Villanova	L 48-54
03/19/22	vs. #3 Kansas	L 72-79
11/21/22	vs. #21 Texas Tech	W 76-65
11/22/22	vs. #9 Arkansas	W 90-87
11/23/22	vs. #14 Arizona	L 79-81
12/01/22	at #2 Texas	L 67-72
01/07/23	at #4 Connecticut	L 60-69
01/11/23	at #12 Xavier	L 87-90
01/14/23	#19 Providence	W 73-67
01/28/23	#13 Xavier	W 84-67
02/11/23	#21 Connecticut	W 56-53
02/14/23	at #24 Providence	L 86-94 (2OT)
02/21/23	#10 Marquette	L 71-73
03/10/23	vs. #15 Xavier	L 60-82
03/19/23	vs. #11 Baylor	W 85-76
03/26/23	vs. #18 San Diego State	L 56-57
12/30/23	at #10 Marquette	L 67-72
01/06/24	#23 Providence	W 69-60
01/17/24	at #1 Connecticut	L 48-62
02/20/24	#1 Connecticut	W 85-66
03/02/24	#5 Marquette	W 89-75
03/29/24	vs. #6 Tennessee	L 75-82
11/27/24	***vs. #20 Texas A&M***	***L 73-77***
12/04/24	***#1 Kansas***	***W 76-63***
12/14/24	***at #7 Alabama***	***L 75-83***
01/03/25	***at #8 Marquette***	***L 71-79***
01/18/25	***at #14 Connecticut***	***W 68-63***
02/08/25	***#11 Marquette***	***W 77-67***
02/16/25	***at #9 St. John's***	***L 73-79***
03/15/25	***vs. #6 St. John's***	***L 66-82***
03/20/25	***vs. #10 Louisville***	***W 89-75***
03/22/25	***vs. #4 Auburn***	***L 70-82***

Notes About The AP Poll

- The AP poll started on Jan. 20, 1949.
- Top-ranked UConn (on 2/20/24) and Kansas (on 12/4/24) are the highest-ranked teams Creighton has ever beaten.
- Creighton snapped a 22-game losing streak against Top 10 teams on January 20, 2014, with a 28-point win at #4 Villanova.
- Creighton snapped a 25-game losing streak in true road games vs. ranked teams with a 28-point win at #4 Villanova on Jan. 20, 2014.
- Creighton lost its first 21 games vs. ranked teams.
- Creighton lost its first 24 away games vs. ranked teams.
- Creighton is 18-25 vs. ranked teams while ranked itself.
- Underscores in this chart indicate a different Creighton coach.

Records vs. Ranked Teams in Postseason Play (5-20)

Event	Date	Opponent	Result
NCAA	3/16/62	vs. #12 Cincinnati	L 46-66
NCAA	3/13/64	at #5 Wichita State	L 68-84
NCAA	3/14/74	vs. #14 Kansas	L 54-55
NCAA	3/16/74	vs. #16 Louisville	W 80-71
NCAA	3/15/75	vs. #4 Maryland	L 79-83
NCAA	3/12/78	vs. #4 DePaul	L 78-80
NCAA	3/17/89	vs. #6 Missouri	L 69-85
NCAA	3/14/91	vs. #15 New Mexico St.	W 64-56
NCAA	3/16/91	vs. #13 Seton Hall	L 69-81
NCAA	3/13/99	vs. #5 Maryland	L 63-75
NCAA	3/16/00	vs. #24 Auburn	L 69-72
NCAA	3/15/01	vs. #24 Iowa	L 56-69
NCAA	3/15/02	vs. #15 Florida	W 83-82 (2OT)
NCAA	3/17/02	vs. #13 Illinois	L 60-72
NCAA	3/16/07	vs. #15 Nevada	L 71-77 (OT)
NCAA	3/18/12	vs. #4 North Carolina	L 73-87
NCAA	3/24/13	vs. #6 Duke	L 50-66
NCAA	3/23/14	vs. #23 Baylor	L 55-85
NCAA	3/28/21	vs. #1 Gonzgaa	L 65-83
NCAA	3/19/22	vs. #3 Kansas	L 72-79
NCAA	3/19/23	vs. #11 Baylor	W 85-76
NCAA	3/26/23	vs. #18 San Diego State	L 56-57
NCAA	3/29/24	vs. #6 Tennessee	L 75-82
NCAA	***3/20/25***	***vs. #10 Louisville***	***W 89-75***
NCAA	***3/22/25***	***vs. #4 Auburn***	***L 70-82***

CU Coaches vs. Ranked Teams

Coach	All	Home	Away	Neut.
Belford	0-3	0-1	0-2	0-0
Salerno	0-7	0-3	0-4	0-0
Thomsen	0-4	0-1	0-3	0-0
McManus	3-24	2-5	1-15	0-4
Sutton	6-19	4-5	1-11	1-3
Apke	2-17	0-6	1-7	1-4
Reed	1-12	1-5	0-7	0-0
Barone	1-12	0-2	0-7	1-3
Johnson	0-1	0-0	0-1	0-0
Altman	7-18	5-3	0-7	2-8
McDermott	42-59	23-16	10-28	9-16
Total	**62-176**	**35-47**	**13-92**	**14-38**

Coach	vs. Top 10	vs. Top 11-25
Belford	0-3	0-0
Salerno	0-1	0-6
Thomsen	0-0	0-4
McManus	2-18	1-6
Sutton	3-10	3-9
Apke	0-11	2-6
Reed	0-6	1-6
Barone	0-3	1-9
Johnson	0-0	0-1
Altman	0-1	7-17
McDermott	16-30	26-29
Total	**21-83**	**41-93**

Creighton's Overtime History (64-53)

Single-Overtime Games (46-46)
(Home: 21-13, Away: 21-29, Neutral: 4-4)

Date	Winner	Loser	Tourney	Site
02/12/17	Creighton 20	St. Viator's 19	-	Bourbonnais, Ill.
02/28/21	Creighton 31	Loras 27	-	Omaha, Neb.
01/23/32	Missouri 26	Creighton 23	-	Omaha, Neb.
02/05/34	Butler 33	Creighton 32	-	Omaha, Neb.
02/17/34	Creighton 31	Marquette 25	-	Omaha, Neb.
01/14/35	Creighton 31	Marquette 29	-	Milwaukee, Wis.
01/26/35	Creighton 30	Oklahoma State 22	-	Omaha, Neb.
02/02/38	Oklahoma St. 37	Creighton 35	-	Omaha, Neb.
01/14/39	Creighton 34	Saint Louis 31	-	St. Louis, Mo.
02/21/47	Creighton 49	Washington (Mo.) 44	-	Omaha, Neb.
12/14/49	Creighton 52	Houston 47	-	Omaha, Neb.
02/25/50	Creighton 40	Oklahoma City 37	-	Omaha, Neb.
02/16/52	Iowa State 59	Creighton 58	-	Ames, Iowa
12/30/53	St. Thomas 73	Creighton 72	St. Paul Invite	St. Paul, Minn.
11/29/54	Morningside 79	Creighton 75	-	Sioux City, Iowa
01/09/58	Omaha 60	Creighton 54	-	Omaha, Neb. (at UNO)
02/13/60	Creighton 85	Washington (Mo.) 80	-	St. Louis, Mo.
01/28/61	Canisius 97	Creighton 89	-	Buffalo, N.Y.
02/05/62	Creighton 79	Marquette 72	-	Milwaukee, Wis.
12/16/63	Creighton 77	Iowa 72	-	Iowa City, Iowa
02/01/65	Drake 76	Creighton 67	-	Des Moines, Iowa
02/01/67	LaSalle 88	Creighton 83	-	Philadelphia, Pa.
12/13/67	Colorado 67	Creighton 66	-	Boulder, Colo.
02/07/70	#16 Houston 78	Creighton 77	-	Houston, Texas
12/07/70	Creighton 78	Idaho State 77	-	Pocatello, Idaho
01/26/71	Seattle 97	Creighton 96	-	Seattle, Wash.
01/15/72	So. Illinois 89	Creighton 83	-	Carbondale, Ill.
01/06/75	Creighton 84	North Dakota State 79	-	Fargo, N.D.
01/07/76	Creighton 50	San Diego 48	-	Omaha, Neb.
01/13/76	Creighton 79	Kansas State 76	-	Omaha, Neb.
02/26/77	North Texas 108	Creighton 105	-	Denton, Texas
01/14/78	Creighton 64	West Texas A&M 60	-	Canyon, Texas
01/21/80	Wichita State 81	Creighton 77	-	Wichita, Kan.
12/06/80	Creighton 66	Nebraska 61	-	Omaha, Neb.
02/19/81	Creighton 73	Drake 69	-	Omaha, Neb.
02/12/83	So. Illinois 70	Creighton 60	-	Carbondale, Ill.
12/31/83	#4 DePaul 59	Creighton 57	-	Omaha, Neb.
02/16/84	#12 Tulsa 82	Creighton 80	-	Omaha, Neb.
03/10/84	#12 Tulsa 70	Creighton 68	MVC Tourney	Tulsa, Okla.
02/02/85	Creighton 71	Bradley 68	-	Peoria, Ill.
01/11/86	Creighton 58	West Texas A&M 56	-	Canyon, Texas
12/30/86	Dayton 83	Creighton 81	-	Dayton, Ohio
01/03/87	Nebraska 70	Creighton 65	-	Lincoln, Neb.
12/22/88	Creighton 75	Montana State 69	-	Omaha, Neb.
01/16/89	Creighton 81	Wichita State 80	-	Wichita, Kan.
02/16/89	Creighton 102	Southern Illinois 100	-	Omaha, Neb.
01/03/90	Creighton 77	Notre Dame 75	-	Omaha, Neb.
01/23/93	Drake 90	Creighton 85	-	Des Moines, Iowa
01/08/94	Indiana St. 75	Creighton 69	-	Terre Haute, Ind.
02/09/94	Drake 81	Creighton 75	-	Omaha, Neb.
02/12/94	Illinois State 92	Creighton 88	-	Omaha, Neb.
02/26/94	Tulsa 72	Creighton 62	-	Tulsa, Okla.
12/28/95	UMKC 72	Creighton 70	-	Kansas City, Mo.
01/27/96	Creighton 81	Missouri State 75	-	Omaha, Neb.
02/17/96	Northern Iowa 58	Creighton 57	-	Omaha, Neb.
12/01/96	Missouri 73	Creighton 71	San Juan Shootout	Caguas, P.R.
01/27/98	Creighton 75	Wichita State 72	-	Wichita, Kan.
12/04/99	Creighton 77	Baylor 76	-	Waco, Texas
01/26/00	Creighton 77	Northern Iowa 73	-	Omaha, Neb.
02/01/00	Drake 74	Creighton 70	-	Des Moines, Iowa
01/06/01	Bradley 73	Creighton 68	-	Peoria, Ill.
01/05/02	Northern Iowa 85	Creighton 79	-	Cedar Falls, Iowa
02/13/02	Creighton 95	Drake 91	-	Des Moines, Iowa
02/12/03	#12 Creighton 70	Missouri State 67	-	Omaha,Neb.
12/13/03	Creighton 70	Fresno State 62	-	Fresno, Calif.
11/24/04	Creighton 65	Ohio State 63	Guardians Classic	Kansas City, Mo.
01/22/05	Illinois State 82	Creighton 77	-	Omaha, Neb.
02/04/06	Creighton 72	Drake 67	-	Des Moines, Iowa
02/14/06	Wichita State 62	Creighton 61	-	Wichita, Kan.
03/16/07	Nevada 77	Creighton 71	NCAA Tourney	New Orleans, La.
12/09/07	Creighton 90	Saint Joseph's 84	-	Omaha, Neb.
01/22/08	#22 Drake 68	Creighton 60	-	Omaha, Neb.
01/14/09	Creighton 73	Southern Illinois 72	-	Omaha, Neb.
11/26/09	#15 Michigan 83	Creighton 76	Old Spice Classic	Orlando, Fla.
02/23/10	Creighton 83	Southern Illinois 78	-	Carbondale, Ill.
01/07/11	Creighton 72	Southern Illinois 66	-	Carbondale, Ill.
02/21/12	Creighton 93	Evansville 92	-	Omaha, Neb.
03/04/12	#25 Creighton 83	Illinois State 79	MVC Tourney	St. Louis, Mo.
12/13/14	Saint Mary's 71	Creighton 67	-	Omaha, Neb.
02/04/15	Creighton 79	Xavier 72	-	Cincinnati, Ohio
02/24/18	Creighton 89	#3 Villanova 83	-	Omaha, Neb.
03/08/18	Providence 72	Creighton 68	BIG EAST Tourney	New York, N.Y.
01/09/19	#21 Marquette 106	Creighton 104	-	Omaha, Neb.
02/06/19	#14 Villanova 66	Creighton 59	-	Villanova, Pa.
02/13/19	Xavier 64	Creighton 61	-	Cincinnati, Ohio
03/06/19	Creighton 76	Providence 70	-	Omaha, Neb.
11/29/19	Creighton 83	Texas Tech 76	Las Vegas Invite	Las Vegas, Nev.
12/20/20	#9 Creighton 76	UConn 74	-	Storrs, Conn.
01/16/21	Butler 70	#8 Creighton 66	-	Indianapolis, Ind.
03/17/22	Creighton 72	San Diego State 69	NCAA Tourney	Fort Worth, Texas
12/20/23	Villanova 68	#12 Creighton 66	-	Omaha, Neb.
02/07/24	Providence 91	#19 Creighton 87	-	Providence, R.I.

Fedor Zugic made a pair of three-pointers to start Creighton's 11-0 run in the final two minutes of regulation in CU's eventual double-overtime win vs. DePaul on March 13, 2025 at Madison Square Garden.

Double-Overtime Games (17-6)
(Home: 9-1, Away: 4-4, Neutral: 4-1)

Date	Winner	Loser	Tourney	Site
01/18/30	Creighton 19	Marquette 17	-	Milwaukee, Wis.
02/05/59	Creighton 78	South Dakota 76	-	Omaha, Neb.
12/14/63	Creighton 96	Utah State 91	-	Omaha, Neb.
12/17/64	Providence 95	Creighton 90	-	Omaha, Neb.
12/21/65	Nevada 97	Creighton 96	Missouri Valley Classic	Rock Island, Ill.
12/29/76	#14 Louisville 69	Creighton 66	Louisville Holiday Classic	Louisville, Ky.
03/01/86	Wichita State 69	Creighton 64	-	Wichita, Kan.
02/04/88	Creighton 94	Tulsa 92	-	Omaha, Neb.
12/08/89	Creighton 98	W. Michigan 87	Mazzio's Pizza Classic	Springfield, Mo.
01/16/90	Creighton 99	Iowa State 94	-	Ames, Iowa
02/17/90	Creighton 103	Wichita State 95	-	Wichita, Kan.
02/10/91	Creighton 91	Missouri State 87	-	Omaha, Neb.
01/04/93	Creighton 84	Montana 78	-	Omaha, Neb.
11/27/01	Creighton 94	#17 Western Kentucky 91	-	Omaha, Neb.
03/15/02	Creighton 83	#15 Florida 82	NCAA Tourney	Chicago, Ill.
02/14/04	Drake 78	Creighton 73	-	Des Moines, Iowa
11/26/05	Creighton 91	Dayton 90	-	Omaha, Neb.
03/01/08	Creighton 111	Bradley 110	-	Omaha, Neb.
12/09/14	Creighton 91	South Dakota 88	-	Omaha, Neb.
01/01/22	Creighton 75	Marquette 69	-	Milwaukee, Wis.
02/14/23	#24 Providence 94	#18 Creighton 86	-	Providence, R.I.
03/23/24	#11 Creighton 86	Oregon 73	NCAA Tourney	Pittsburgh, Pa.
03/13/25	***Creighton 85***	***DePaul 81***	***BIG EAST Tourney***	***New York, N.Y.***

Triple-Overtime Games (1-1)
(Home: 0-1, Away: 1-0, Neutral: 0-0)

Date	Winner	Loser	Tourney	Site
02/01/78	#13 DePaul 85	Creighton 82	-	Omaha, Neb.
01/20/24	#18 Creighton 97	Seton Hall 94	-	Newark, N.J.

Back-to-Back Overtime Games

Date	Winner	Loser	# of OT's	Site
12/14/63	Creighton 96	Utah State 91	2OT	Omaha, Neb.
12/16/63	Creighton 77	Iowa 72	1OT	Iowa City, Iowa
01/07/76	Creighton 50	San Diego 48	1OT	Omaha, Neb.
01/13/76	Creighton 79	Kansas State 76	1OT	Omaha, Neb.
12/30/86	Dayton 83	Creighton 81	1OT	Dayton, Ohio
01/03/87	Nebraska 70	Creighton 65	1OT	Lincoln, Neb.
02/09/94	Drake 81	Creighton 75	1OT	Omaha, Neb.
02/12/94	Illinois State 92	Creighton 88	1OT	Omaha, Neb.
12/09/14	Creighton 91	South Dakota 88	2OT	Omaha, Neb.
12/13/14	Saint Mary's 71	Creighton 67	1OT	Omaha, Neb.

Creighton's 100-Point Games

Creighton's 100-Point Games, By Date (66-3)

Date	Opponent	W	L	CU	Opp.
12/02/59	Northern Colorado	W		105	54
01/09/61	Nebraska-Omaha	W		107	67
02/17/61	Morningside	W		105	51
12/21/62	Nevada	W		120	76
02/01/64	Aquinas	W		106	60
02/10/64	at Miami (Fla.)	W		124	94
12/15/64	William Jewell	W		106	74
02/17/65	Christian Brothers	W		103	65
12/06/65	South Dakota	W		103	58
12/22/65	vs. South Dakota	W		105	63
01/03/66	Syracuse	W		103	87
01/25/66	LaSalle	W		104	90
01/29/66	Idaho State	W		104	95
02/02/66	Memphis	W		115	82
02/21/66	at Syracuse		L	104	114
01/30/67	South Dakota	W		103	70
12/16/67	Wisconsin-Milwaukee	W		109	81
02/08/69	Portland	W		103	66
02/05/70	Wisconsin-Milwaukee	W		102	65
01/23/71	Miami (Fla.)	W		104	84
12/03/71	Montana State	W		101	78
12/23/71	vs. Texas A&M	W		100	77
01/22/72	MacMurray	W		107	59
02/26/72	Notre Dame	W		104	77
03/07/72	Southern Illinois	W		100	88
02/23/73	at St. Francis (Pa.)	W		107	93
01/15/76	at Gonzaga	W		100	83
02/10/77	North Texas	W		101	83
02/26/77	at North Texas (OT)		L	105	108
12/29/79	at Canisius	W		104	95
11/24/84	Nebraska-Kearney	W		103	95
01/19/85	Indiana State	W		115	80
02/16/89	Southern Illinois (OT)	W		102	100
12/18/89	at UMKC	W		106	86
02/03/90	Drake	W		102	80
02/17/90	Wichita State (2OT)	W		103	95
12/20/97	Southern	W		100	78
02/28/00	Evansville	W		102	69
11/29/01	Grambling State	W		102	64
11/17/02	UT Arlington	W		106	50
12/14/02	Tennessee Tech	W		101	72
02/19/05	Chattanooga	W		100	68
12/17/07	Houston Christian	W		110	73
03/11/08	Bradley (2OT)	W		111	110
03/21/11	Davidson	W		102	92
11/25/11	Campbell	W		104	81
02/01/12	Illinois State	W		102	74
11/20/12	Longwood	W		105	57
11/08/13	Alcorn State	W		107	61
02/16/14	#6 Villanova	W		101	80
11/14/14	Central Arkansas	W		104	77
11/17/15	UTSA	W		103	78
12/21/15	North Texas	W		105	82
12/28/15	Coppin State	W		102	77
02/28/16	St. John's	W		100	59
11/18/16	vs. Washington State	W		103	77
11/20/16	vs. North Carolina State	W		112	94
12/09/16	Longwood	W		113	58
01/14/17	Truman State	W		101	69
11/12/17	Alcorn State	W		109	72
11/20/17	vs. #23 UCLA	W		100	89
11/25/17	SIU Edwardsville	W		103	66
12/05/17	North Dakota	W		111	68
12/20/17	USC Upstate	W		116	62
12/20/18	Coe	W		110	60
01/09/19	#21 Marquette (OT)		L	104	106
01/25/23	St. John's	W		104	76
11/07/23	Florida A&M	W		105	54
12/09/23	Central Michigan	W		109	64

Creighton's 100-Point Games, By Points (66-3)

Date	Opponent	W	L	CU	Opp.
02/10/64	at Miami (Fla.)	W		124	94
12/21/62	Nevada	W		120	76
12/20/17	USC Upstate	W		116	62
01/19/85	Indiana State	W		115	80
02/02/66	Memphis	W		115	82
12/09/16	Longwood	W		113	58
11/20/16	vs. North Carolina State	W		112	94
03/11/08	Bradley (2OT)	W		111	110
12/05/17	North Dakota	W		111	68
12/17/07	Houston Christian	W		110	73
12/20/18	Coe	W		110	60
12/16/67	Wisconsin-Milwaukee	W		109	81
11/12/17	Alcorn State	W		109	72
12/09/23	Central Michigan	W		109	64
01/22/72	MacMurray	W		107	59
02/23/73	at St. Francis (Pa.)	W		107	93
01/09/61	Nebraska-Omaha	W		107	67
11/08/13	Alcorn State	W		107	61
02/01/64	Aquinas	W		106	60
12/15/64	William Jewell	W		106	74
12/18/89	at UMKC	W		106	86
11/17/02	UT Arlington	W		106	50
12/02/59	Northern Colorado	W		105	54
02/17/61	Morningside	W		105	51
12/22/65	vs. South Dakota	W		105	63
02/26/77	at North Texas (2OT)		L	105	108
11/20/12	Longwood	W		105	57
12/21/15	North Texas	W		105	82
11/07/23	Florida A&M	W		105	54
01/25/66	LaSalle	W		104	90
01/29/66	Idaho State	W		104	95
02/21/66	at Syracuse		L	104	114
01/23/71	Miami (Fla.)	W		104	84
02/26/72	Notre Dame	W		104	77
12/29/79	at Canisius	W		104	95
11/25/11	Campbell	W		104	81
11/14/14	Central Arkansas	W		104	77
01/09/19	#21 Marquette (OT)		L	104	106
01/25/23	St. John's	W		104	76
02/17/65	Christian Brothers	W		103	65
12/06/65	South Dakota	W		103	58
01/03/66	Syracuse	W		103	87
01/30/67	South Dakota	W		103	70
02/08/69	Portland	W		103	66
11/24/84	Nebraska-Kearney	W		103	95
02/17/90	Wichita State (2OT)	W		103	95
11/17/15	UTSA	W		103	78
11/18/16	vs. Washington State	W		103	77
11/25/17	SIU Edwardsville	W		103	66
02/05/70	Wisconsin-Milwaukee	W		102	65
02/16/89	Southern Illinois (OT)	W		102	100
02/03/90	Drake	W		102	80
02/28/00	Evansville	W		102	69
11/29/01	Grambling State	W		102	64
03/21/11	Davidson	W		102	92
02/01/12	Illinois State	W		102	74
12/28/15	Coppin State	W		102	77
12/03/71	Montana State	W		101	78
02/10/77	North Texas	W		101	83
12/14/02	Tennessee Tech	W		101	72
02/16/14	#6 Villanova	W		101	80
01/14/17	Truman State	W		101	69
12/23/71	vs. Texas A&M	W		100	77
03/07/72	Southern Illinois	W		100	88
01/15/76	at Gonzaga	W		100	83
12/20/97	Southern	W		100	78
02/19/05	Chattanooga	W		100	68
02/28/16	St. John's	W		100	59
11/20/17	vs. #23 UCLA	W		100	89

Opponent's 100-Point Games

Creighton Opponent's 100-Point Games, By Date (2-38)

Date	Opponent	W	L	CU	Opp.
12/05/51	at Wichita State		L	63	100
03/06/53	at #15 Seattle		L	85	103
12/17/53	at Wichita State		L	87	100
12/18/54	at Iowa State		L	65	100
02/06/55	at St. Ambrose		L	73	100
01/26/60	at Seattle		L	81	106
02/02/61	at Providence		L	70	115
01/04/64	at Oklahoma City		L	85	101
12/28/64	vs. Brigham Young		L	74	109
12/08/65	at Iowa		L	77	103
02/21/66	at Syracuse		L	104	114
01/14/67	at Utah State		L	96	124
02/02/67	at St. Francis (Pa.)		L	74	102
02/04/67	at Bradley		L	85	103
02/06/67	at Oklahoma City		L	91	108
02/08/68	at Oklahoma City		L	86	112
02/24/68	at Miami (Fla.)		L	93	106
12/21/68	at Iowa		L	73	100
01/02/69	at UNLV		L	99	109
01/07/69	at #11 LaSalle		L	84	103
12/12/70	vs. North Carolina		L	86	106
02/06/71	at #12 Notre Dame		L	91	102
02/17/71	at St. Bonaventure		L	84	104
02/25/73	at Duquesne		L	73	105
02/26/77	at North Texas (OT)		L	105	108
01/26/78	at Bradley		L	99	103
02/21/80	at West Texas A&M		L	86	103
03/02/82	at #10 Tulsa		L	81	106
02/26/85	at Drake		L	54	103
12/26/86	vs. #6 Oklahoma		L	89	106
12/12/87	at Iowa State		L	73	115
01/11/88	Southern Illinois		L	98	102
03/06/88	at #14 Bradley		L	77	101
02/16/89	Southern Illinois (OT)	W		102	100
12/10/92	at #25 Nebraska		L	83	100
12/01/93	at Iowa State		L	63	107
03/01/08	Bradley (2OT)	W		111	110
01/21/17	Marquette		L	94	102
12/01/18	#1 Gonzaga		L	92	103
01/09/19	#21 Marquette (OT)		L	104	106

Creighton Opponent's 100-Point Games, By Points (2-38)

Date	Opponent	W	L	CU	Opp.
01/14/67	at Utah State		L	96	124
02/02/61	at Providence		L	70	115
12/12/87	at Iowa State		L	73	115
02/21/66	at Syracuse		L	104	114
02/08/68	at Oklahoma City		L	86	112
03/01/08	Bradley (2OT)	W		111	110
12/28/64	vs. Brigham Young		L	74	109
01/02/69	at UNLV		L	99	109
02/06/67	at Oklahoma City		L	91	108
02/26/77	at North Texas (OT)		L	105	108
12/01/93	at Iowa State		L	63	107
01/26/60	at Seattle		L	81	106
02/24/68	at Miami (Fla.)		L	93	106
12/12/70	vs. North Carolina		L	86	106
03/02/82	at #10 Tulsa		L	81	106
12/26/86	vs. #6 Oklahoma		L	89	106
01/09/19	#21 Marquette (OT)		L	104	106
02/25/73	at Duquesne		L	73	105
02/17/71	at St. Bonaventure		L	84	104
03/06/53	at #15 Seattle		L	85	103
12/08/65	at Iowa		L	77	103
02/04/67	at Bradley		L	85	103
01/07/69	at #11 LaSalle		L	84	103
01/26/78	at Bradley		L	99	103
02/21/80	at West Texas A&M		L	86	103
02/26/85	at Drake		L	54	103
12/01/18	#1 Gonzaga		L	92	103
02/02/67	at St. Francis (Pa.)		L	74	102
02/06/71	at #12 Notre Dame		L	91	102
01/11/88	Southern Illinois		L	98	102
01/21/17	Marquette		L	94	102
01/04/64	at Oklahoma City		L	85	101
03/06/88	at #14 Bradley		L	77	101
12/05/51	at Wichita State		L	63	100
12/17/53	at Wichita State		L	87	100
12/18/54	at Iowa State		L	65	100
02/06/55	at St. Ambrose		L	73	100
12/21/68	at Iowa		L	73	100
02/16/89	Southern Illinois (OT)	W		102	100
12/10/92	at #25 Nebraska		L	83	100

McCormick Endowed Athletic Director Marcus Blossom

Marcus Blossom starts his fifth year as McCormick Endowed Athletic Director at Creighton in 2025-26.

Creighton has enjoyed historic levels of success in Blossom's first four years on the job, as Bluejay teams have made 18 postseason appearances, won six conference tournament titles, five regular-season titles and had 78 First Team All-Conference selections to go with eight Conference Coach of the Year accolades. The Bluejays have had 11 College Sports Communicators Academic All-Americans during Blossom's tenure.

Among Creighton's most prominent student-athletes in his reign have been 2022 MAC Hermann Trophy Award winner and 2024 Olympian Duncan McGuire, NBA Draft picks Ryan Kalkbrenner and Baylor Scheierman, USA Basketball 3x3 MVP Morgan Maly and First Team All-American Kendra Wait.

Creighton is the nation's only school to reach the Elite Eight in men's soccer, volleyball, men's basketball and women's basketball in the last four years. Creighton and UCLA are also the nation's only schools to reach the Sweet 16 at least once in men's soccer, women's volleyball, men's basketball and women's basketball in the past four years.

The work performed by Bluejay student-athletes in the classroom also featured excellence across the board. The men's track program owned the nation's best GPA in 2023-24 and 2024-25. CU has had 16 programs recognized by the BIG EAST with Team Academic Excellence Awards. CU student-athletes owned a 3.51 GPA in the spring of 2025.

As athletic director at Holy Cross, Blossom led the development of the athletic department's first strategic plan, with a focus on creating a high-performance culture, achieving and sustaining competitive excellence, and increasing ticket sales, external support and community engagement, while also enhancing facilities.

Under his leadership, academic success within the Holy Cross athletics program was among the very best in the nation, ranking first for graduation success rate, with the school receiving more than a dozen Division I Academic Progress Rate public recognition awards from the NCAA. Several teams at Holy Cross posted multi-year APR scores in the top 10% of all squads in their respective sports.

Prior to his time at Holy Cross, Blossom spent five years at Boston College as senior associate athletics director for business and administration. While there, he was a member of the executive team and assisted with all aspects of strategic planning and vision execution for the department of athletics.

Blossom has a deep background with Jesuit higher education, and he is no stranger to the BIG EAST, having spent two years with Providence College as associate athletic director for business operations. Earlier in his career, he also served as assistant director of championships for the NCAA, managing the complex process of championship host-city selection, among other duties.

Blossom, who is from Chicago and has strong Midwestern ties, earned his Bachelor's Degree in Business Administration with a concentration in finance at Northeastern University, a Master's Degree in Sport Management from West Virginia University and an MBA from the University of Rhode Island. While earning his undergraduate degree at Northeastern University, Blossom was a three-time GTE/CoSIDA Academic All-District and three-time all-conference selection in men's basketball.

Blossom and his wife, Karli, have two daughters, Maya and Mora.

President Rev. Daniel S. Hendrickson, S.J., Ph.D.

The Rev. Daniel S. Hendrickson, SJ, PhD, is the 25th president of Creighton University and currently in his 11th year leading the nearly 150-year-old Jesuit, Catholic institution with campuses in Omaha, Phoenix, and the Dominican Republic.

Fr. Hendrickson first encountered Creighton as a student in the Jesuit Humanities Program in the 1996 before returning to teach at the University from 2000 to 2003. He was elected to the Creighton Board of Trustees in 2013, elected president of Creighton in December 2014, and began his tenure July 1, 2015, guided by a deep passion for the University's mission to form leaders who are motivated to build a more just world.

Prior to serving as Creighton University president, he held positions at Jordan University College in Morogoro, Tanzania; Fordham University in New York; and Marquette University.

During his presidency, the University has experienced record-breaking enrollments and an expansion of academic program offerings as well as undergraduate research opportunities. Additionally, an increase in student support efforts has helped Creighton achieve a 98% outcomes rate for graduates and a 94% first-to-second year retention rate, both far outpacing national averages.

Fr. Hendrickson has also overseen significant expansion and enhancements to the University's physical footprint. This includes more than half a billion dollars in investments to the urban core of Omaha through infrastructural improvements as well as building a new campus in Phoenix in 2021 for interprofessional health sciences education, including a second four-year medical school, with the ability to serve approximately 1,000 students in one of the fastest-growing cities in the U.S.

Moreover, with Fr. Hendrickson's leadership, Creighton strengthened its philanthropic support. As of 2025, the University has seen a 38% increase in endowed chairs during his tenure with 14 positions being created since 2015 and 13 of those being funded during the ambitious Forward Blue campaign, which launched publicly in 2021. With student support as a priority, the campaign has raised more than $246 million in scholarship dollars, with more than 488 new scholarships established. During this time, Creighton's total investments, which reflect a nearly 75% increase in the endowment pool as well as other contributions, have topped $1 billion.

Outside of Creighton, Fr. Hendrickson serves on the boards of Boston College, Xavier University, and the BIG EAST Conference Board of Directors. He is also a trustee of ILAC/Centro de Educación para la Salud Integral in the Dominican Republic and Jesuit Worldwide Learning.

Fr. Hendrickson holds a BA from Marquette University; an MA in philosophical resources from Fordham University; a MDiv degree from Santa Clara University; and MA and PhD degrees from Columbia University. He is the author of "*Jesuit Higher Education in a Secular Age: A Response to Charles Taylor and the Crisis of Fullness*," published in 2022.



Creighton University officially became a member of the BIG EAST Conference at 12:01 a.m. on July 1, 2013. The 2025-26 season will be Creighton's 13th in the league.

Creighton, along with fellow newcomers Butler and Xavier, joined a BIG EAST that retained DePaul, Georgetown, Marquette, Seton Hall, Providence, Villanova and St. John's. The partnership was announced on March 20, 2013, in New York. The University of Connecticut rejoined the league in the summer of 2020.

The 2025-26 academic year will be the 47th in the history of the BIG EAST, a league synonymous with men's basketball that has evolved into a well-rounded league that competes nationally at the highest level in sports across the board. BIG EAST basketball squads have captured 17 titles in the last 26 years, including basketball titles the past three years by UConn.

Since opening its doors in 1979, the league has won 45 national championships in eight different sports and 146 student-athletes have won individual national titles through 2024-25. Since the league's 2013 alignment, the BIG EAST has produced 12 individual national champions.

All 11 universities reside within a top-70 media market, including nine schools in a top-36 market.

The BIG EAST became a reality on May 31, 1979, following a meeting of athletic directors from the original seven-school alliance.

Most Men's Basketball BIG EAST Wins Last 12 Years (2013-14 to Present)

Team	W	L	Pct.
Villanova	161	60	.729
Creighton	***138***	***87***	***.613***
Xavier	125	93	.573
Marquette	123	101	.549
Providence	122	100	.550
Seton Hall	112	112	.500
Butler	99	127	.438
St. John's	99	125	.442
Georgetown	70	151	.317
UConn	69	27	.719
DePaul	43	178	.195

Most Men's Basketball BIG EAST Wins Last 6 Years (2019-20 to Present)

Team	W	L	Pct.
Creighton	***82***	***35***	***.701***
Villanova	71	42	.628
Marquette	71	45	.612
UConn	69	27	.719
Providence	64	50	.561
Xavier	59	51	.536
Seton Hall	59	57	.509
St. John's	59	57	.509
Butler	45	73	.381
Georgetown	24	89	.212
DePaul	18	95	.159

2025-26 Creighton Schedule

Day	Date	Opponent	Site	Time (CST)
Fri.	**Oct. 17**	**IOWA STATE (Exhibition) (NPM / GoCreighton.com)**	**CHI Health Center Omaha**	**7:30 p.m.**
Sat.	**Oct. 25**	**COLORADO STATE (Exhibition) (GoCreighton.com)**	**CHI Health Center Omaha**	**6 p.m.**
Wed.	**Nov. 5**	**SOUTH DAKOTA (Peacock)**	**CHI Health Center Omaha**	**7 p.m.**
Tue.	Nov. 11	at Gonzaga (ESPN)	Spokane, Wash.	9 p.m.
Fri.	**Nov. 14**	**MARYLAND EASTERN SHORE (Peacock)**	**CHI Health Center Omaha**	**7 p.m.**
Wed.	**Nov. 19**	**NORTH DAKOTA (ESPN+)**	**CHI Health Center Omaha**	**7 p.m.**
		Players Era Men's Championship		
Mon.	Nov. 24	vs. Baylor (truTV)	Las Vegas, Nev. (Michelob ULTRA Arena)	1 p.m.
Tue.	Nov. 25	vs. Iowa State (truTV)	Las Vegas, Nev. (Michelob ULTRA Arena)	1 p.m.
Wed/Thur.	Nov. 26/27	vs. TBD (TV TBD)	Las Vegas, Nev.	TBD
Tue.	**Dec. 2**	**NICHOLLS (truTV)**	**CHI Health Center Omaha**	**8 p.m.**
Sun.	Dec. 7	at Nebraska (FS1)	Lincoln, Neb.	4 p.m.
Sat.	**Dec. 13**	**KANSAS STATE (FOX)**	**CHI Health Center Omaha**	**2 p.m.**
Wed.	Dec. 17	at Xavier* (FS1)	Cincinnati, Ohio	5:30 p.m.
Sat.	**Dec. 20**	**MARQUETTE* (Peacock)**	**CHI Health Center Omaha**	**7:30 p.m.**
Mon.	**Dec. 22**	**UTAH TECH (ESPN+)**	**CHI Health Center Omaha**	**7 p.m.**
Tue.	**Dec. 30**	**BUTLER* (FS1)**	**CHI Health Center Omaha**	**8 p.m.**
Sun.	Jan. 4	at Seton Hall* (Peacock)	Newark, N.J.	11 a.m.
Wed.	Jan. 7	at Villanova* (Peacock)	Villanova, Pa. (Finneran Pavilion)	6:30 p.m.
Sat.	**Jan. 10**	**ST. JOHN'S* (FOX or FS1)**	**CHI Health Center Omaha**	**1 p.m.**
Tue.	**Jan. 13**	**GEORGETOWN* (Peacock)**	**CHI Health Center Omaha**	**8 p.m.**
Fri.	Jan. 16	at Providence* (FS1)	Providence, R.I.	5:30 p.m.
Wed.	**Jan. 21**	**XAVIER* (FS1)**	**CHI Health Center Omaha**	**6 p.m.**
Tue.	Jan. 27	at Marquette* (TNT and truTV)	Milwaukee, Wis.	8:30 p.m.
Sat.	**Jan. 31**	**CONNECTICUT* (FOX)**	**CHI Health Center Omaha**	**7 p.m.**
Wed.	Feb. 4	at Georgetown* (Peacock)	Washington, D.C.	6:30 p.m.
Sat.	**Feb. 7**	**SETON HALL* (Peacock)**	**CHI Health Center Omaha**	**5 p.m.**
Wed.	Feb. 11	at DePaul* (Peacock)	Chicago, Ill.	8 p.m.
Sat.	**Feb. 14**	**VILLANOVA* (FOX)**	**CHI Health Center Omaha**	**1:30 p.m.**
Wed.	Feb. 18	at Connecticut* (TNT)	Storrs, Conn.	6 p.m.
Sat.	Feb. 21	at St. John's* (FOX)	New York, N.Y. (Madison Square Garden)	11 a.m.
Wed.	**Feb. 25**	**DEPAUL* (Peacock)**	**CHI Health Center Omaha**	**8 p.m.**
Sat.	**Feb. 28**	**PROVIDENCE* (TNT and truTV)**	**CHI Health Center Omaha**	**4:30 p.m.**
Wed.	March 4	at Butler* (FS1)	Indianapolis, Ind.	5 p.m.
		BIG EAST Conference Tournament		
Wed.	March 11	First Round (Peacock)	New York City, N.Y.	3:00 / 5:30 / 8:00 p.m.
Thu.	March 12	Quarterfinals (Peacock first two games; FS1 last two games)	New York City, N.Y.	11:00 a.m. / 1:30 / 6:00 / 8:30 p.m.
Fri.	March 13	Semifinals (FOX first game, FS1 last game)	New York City, N.Y.	4:30 / 7 p.m.
Sat.	March 14	Championship (FOX)	New York City, N.Y.	5:30 p.m.

Players Era Men's Championship (Las Vegas, Nev.)
Home games in **BOLD CAPS**
Ticket Info: (402) 280-JAYS
Last updated October 17, 2025 but subject to change

CREIGHTON
BIG EAST