

Team Records and Last Time It Happened



Baylor Scheierman had Creighton's first points/rebounds/assists triple-double in program history when he had 15 points, 11 rebounds and 11 assists on Feb. 13, 2024 vs. Georgetown.

Creighton Team Records

Points Scored

Game: 124 at Miami (Fla.), 2/10/64
Season: 2,864 (35 games), 2016-17
Season (Opp.): 2,561 (35 games), 2018-19

Scoring Average

Season: 88.2 (26 games), 1965-66
Season (Opp.): 83.6 (26 games), 1987-88

Field Goals Made

Game: 54 at Miami (Fla.), 2/10/64
Season: 1,078 (35 games), 2016-17
Season (Opp.): 983 (37 games), 2022-23

Field Goal Attempts

Game: 114 vs. Nevada, 12/23/63
Season: 2,516 (29 games), 1963-64
Season (Opp.): 2,332 (37 games), 2022-23

Field Goal Percentage

Game: .775 (31-of-40) at Southern Illinois, 2/14/12
Season: .535 (961-of-1797), 1984-85
Season (Opp.): .486 (831-of-1709), 1977-78

3-Point Field Goals Made

Game: 22 vs. Coe, 12/20/18
Season: 375 (35 games), 2023-24
Season (Opp.): 291 (35 games), 2018-19

3-Point Field Goal Attempts

Game: 40 vs. Nebraska, 12/4/22, **40 vs. Texas Southern, 11/18/23; 40 at Nebraska, 12/3/23**
Season: 1,018 (35 games), 2023-24
Season (Opp.): 822 (35 games), 2018-19

3-Point FG Percentage

Game: .857 (12-of-14) at Southern Illinois, 2/14/12
Season: .424 (287-of-677), 2011-12
Season (Opp.): .388 (217-of-559), 2001-02

Free Throws Made

Game: 38 vs. Drake, 2/19/55
Season: 696 (25 games), 1970-71
Season (Opp.): 607 (33 games), 1989-90

Free Throw Attempts

Game: 50 vs. Omaha, 1/9/61
Season: 955 (31 games), 1953-54
Season (Opp.): 875 (33 games), 1989-90

Free Throw Percentage

Game: 1.000 (22-of-22) vs. Baylor, 3/19/23
Season: .788 (408-of-518), 2023-24
Season (Opp.): .788 (293-372), 2023-24

Rebounds

Game: 91 vs. North Dakota, 2/26/62
Season: 1,803 (29 games), 1963-64
Season (Opp.): 1,357 (25 games), 1960-61

Rebounding Average

Season: 62.2 (29 games), 1963-64
Season (Opp.): 54.3 (25 games), 1960-61

Rebounding Margin

Season: +489 (26 games), 1961-62
Season (Opp.): +168 (32 games), 1987-88

Assists

Game: 32 vs. USC Upstate, 12/20/17
Season: 655 (33 games), 1989-90
Season (Opp.): 490 (39 games), 2010-11

Turnovers

Season: 538 (31 games), 1984-85
Season (Opp.): 758 (26 games), 1972-73

Blocked Shots

Game: 16 vs. St. Ambrose, 12/21/82
Season: 193 (32 games), 1984-85
Season (Opp.): 122 (35 games), 2021-22

Steals

Game: 19 at Georgetown, 2/9/21
Season: 293 (32 games), 2000-01
Season (Opp.): 268 (32 games), 1984-85

Bold italics indicates 2023-24 performance

The Last Time It Happened...

Individual Achievements

A player scored 50 points
CU: Bob Portman (51) vs. UW-Milwaukee, 12/16/67
Opp: Markus Howard (53), Marquette, 1/9/19

A player scored 40+ points
CU: Doug McDermott (45) vs. Providence, 3/8/14
Opp: James Bouknight (40), Connecticut, 12/20/20

A player scored 30+ points
CU: *Trey Alexander (31) at St. John's, 2/25/24*
Opp: *Jermaine Couisnard (32) vs. Oregon (2OT), 3/23/24*

A player grabbed 20 rebounds
CU: Bob Harstad (20) at Southern Illinois, 1/23/89
Opp: *N'Faly Dante (20), Oregon (2OT), 3/23/24*

A player grabbed 15 rebounds
CU: *Baylor Scheierman (16) vs. Marquette, 3/2/24*
Opp: *N'Faly Dante (20), Oregon (2OT), 3/23/24*

A player had a double-double
CU: *Ryan Kalkbrenner (19 pts., 14 reb.) vs. Oregon (2OT), 3/23/24*
Opp: *N'Faly Dante (28 pts., 20 reb.), Oregon (2OT), 3/23/24*

A player had a triple-double
CU: *Baylor Scheierman (15 pts., 11 reb., 11 ast.) vs. Georgetown, 2/13/24*
Opp: *Kadary Richmond (21 pts., 11 reb., 11 ast.), Seton Hall (3OT), 1/20/24*

A player made 10+ three-pointers
CU: Mitch Ballock (11) vs. DePaul, 3/9/19
Opp: Markus Howard (10), Marquette, 1/9/19

A player made 15 free throws
CU: Nate Funk (15) vs. Dayton, 11/26/05
Opp: Khadeen Carrington (18), Seton Hall, 2/15/17

A player had 20 free throw attempts
CU: Bob Harstad (20) vs. Morgan State, 12/22/89
Opp: Khadeen Carrington (22), Seton Hall, 2/25/17

A player had 10 assists
CU: *Trey Alexander (11) vs. Marquette, 3/2/24*
Opp: *Kadary Richmond (11), Seton Hall (3OT), 1/20/24*

A player had six steals
CU: Damien Jefferson (6) at Providence, 1/2/21
Opp: Quincy McKnight (6), Seton Hall, 2/17/19

A player had five blocked shots
CU: *Ryan Kalkbrenner (5) vs. Oregon (2OT), 3/23/24*
Opp: *Jaden Bediako (5), Seton Hall (3OT), 1/20/24*

A player played a complete game
CU: *Trey Alexander (50) & Baylor Scheierman (50) vs. Oregon (2OT), 3/23/24*
Opp: *Zakai Zeigler (40), Tennessee, 3/29/24*

Team Achievements

A team scored 100 points
CU: *109 vs. Central Michigan, 12/9/23*
Opp: 106 by Marquette, 1/9/19

A team made 35 field goals
CU: *35 at Seton Hall (3OT), 1/20/24*
Opp: *38 by Butler, 2/2/24*

A team had 75 field goal attempts
CU: *75 vs. Oregon (2OT), 3/23/24*
Opp: *77 vs. Oregon (2OT), 3/23/24*

A team shot 65 percent from the field
CU: *.651 vs. Central Michigan (41-of-63), 12/9/23*
Opp: .680 by Villanova (34-of-50), 1/2/16

A team made 15 three-point field goals
CU: *15 vs. Oregon (2OT), 3/23/24*
Opp: 20 by Colorado State, 11/21/21

A team made 0 three-point field goals
CU: 0-for-5 at Illinois State, 2/20/93
Opp: 0-for-8 by Illinois State, 12/12/99

A team had 35 three-point FG attempts
CU: *39 vs. Oregon (2OT), 3/23/24*
Opp: 35 by Arkansas-Pine Bluff (10-of-35), 11/9/21

A team shot 65 percent from three-point range
CU: .650 vs. Xavier (13-of-20), 3/10/17
Opp: .684 by Illinois State (13-of-19), 3/7/09

A team made 30 free throws
CU: 36 vs Davidson (36-of-43), 3/21/11
Opp: 31 by George Mason (31-of-44), 12/12/09

A team had 25 assists
CU: *25 vs. Georgetown (34 FGM), 2/13/24*
Opp: 25 by Wichita State (34 FGM), 2/6/99

A team had 15 steals
CU: 19 at Georgetown (24 GU TO), 2/9/21
Opp: 21 by Southern Illinois (31 CU TO), 2/9/95

A team blocked 10 shots
CU: *10 at Seton Hall (3OT), 1/20/24*
Opp: 11 by Oklahoma, 12/19/15

Bold italics indicates 2023-24 performance

Single Game Records

Points Scored

Pts.	Name, Opponent	Date
51	Bob Portman vs. UW-Milwaukee	12/16/67
47	Eddie Cole at Morningside	11/29/54
46	Bob Portman vs. Weber State	12/23/68
45	Tim Powers at Idaho State	01/29/66
	Benoit Benjamin vs. Indiana State	01/19/85
	Doug McDermott vs. Providence	03/08/14
44	Doug McDermott at Bradley	01/07/12
43	Bob Portman at Kansas State	02/12/68
	Benoit Benjamin vs. Southern Illinois	01/17/85
42	Bob Portman vs. LaSalle	01/30/68
	Cavel Witter vs. Bradley	03/01/08
41	Doug McDermott vs. Wichita State	03/02/13
40	Chad Gallagher vs. Wichita State	02/17/90
	Rodney Buford vs. Bradley	12/30/98
39	Bob Portman at Oklahoma City	02/08/68
	Doug McDermott at Missouri State	01/11/13
	Doug McDermott vs. St. John's	01/28/14
	Doug McDermott vs. Villanova	02/16/14
	Mitch Ballock vs. DePaul	03/09/19

Field Goals Made

FG	Name, Opponent	Date
19	Bob Portman vs. Weber State	12/23/68
	Bob Portman vs. LaSalle	01/30/68
18	Eddie Cole at Morningside	11/29/54
	Benoit Benjamin vs. Southern Illinois	01/17/85
	Benoit Benjamin vs. Indiana State	01/19/85
	Doug McDermott at Bradley	01/07/12
17	Paul Silas vs. Notre Dame	01/11/64
	Tim Powers at Idaho State	01/29/66
	Bob Portman vs. Houston	02/13/67
	Doug McDermott vs. Providence	03/08/14

Field Goal Attempts

FGA	Name, Opponent	Date
41	Bob Portman vs. LaSalle	01/30/68
37	Bob Portman at Kansas State	02/12/68
	Bob Portman at Miami (Fla.)	02/24/68
36	Bob Portman vs. Arizona State	12/07/67
	Bob Portman at Oklahoma City	02/08/68
35	Bob Portman vs. UW-Milwaukee	12/16/67
34	Bob Portman vs. Oklahoma City	01/13/68
33	Bob Portman vs. Wichita State	11/30/68
	Bob Portman vs. Portland	02/08/69
	Bob Portman vs. St. Bonaventure	03/05/69

Field Goal Percentage

(Minimum Nine Attempts)

Pct.	Name (FG-FGA), Opponent	Date
1.000	Bob Harstad (13-13) vs. UTSA	11/30/90
	Anthony Tolliver (11-11) vs. Illinois St.	01/01/07
	Ryan Kalkbrenner (10-10) vs. Holy Cross	11/14/22
	Ryan Kalkbrenner (10-10) vs. Seton Hall	02/28/24
	Vernon Moore (9-9) vs. Neb.-Kearney	11/24/84
.932	Benoit Benjamin (12-13) at Tulsa	03/10/84
.916	Jim Honz (11-12) at S. Illinois	01/25/79
	Greg Brandon (11-12) vs. W. Texas A&M	01/21/84
.909	Bob Harstad (10-11) vs. Siena	01/30/90
.900	Vernon Moore (9-10) vs. Bradley	01/02/85
	Khyri Thomas (9-10) at Loyola (Ill.)	12/05/15
	Geoffrey Groselle (9-10) at St. John's	12/31/15
	Ryan Kalkbrenner (9-10) at Texas	12/01/22

Bold italics indicates player active in 2023-24

3-Point Field Goals

3FG	Name, Opponent	Date
11	Mitch Ballock vs. DePaul	03/09/19
9	Kyle Korver vs. Evansville	01/15/03
	Ethan Wragge at Villanova	01/20/14
8	Tad Ackerman at Drake	01/23/95
	Kyle Korver at Xavier	12/31/02
	Terrell Taylor vs. Florida	03/15/02
	Isaiah Zierden at DePaul	01/17/16
	Mitch Ballock vs. Marquette	12/14/20
	Ryan Hawkins at Georgetown	02/12/22
7	Gary Swain vs. Nebraska-Omaha	12/11/86
	Ryan Sears vs. Wyoming	12/06/97
	Kyle Korver vs. Notre Dame	11/26/02
	Kyle Korver vs. Fresno State	02/22/03
	Nate Funk at Nebraska	11/18/06
	Booker Woodfox at Saint Joseph's	12/06/08
	Ethan Wragge at Saint Joseph's	11/16/13
	Doug McDermott vs. DePaul	03/13/14
	Cole Huff vs. Seton Hall	03/10/16
	Ty-Shon Alexander vs. Clemson	11/21/18
	Mitch Ballock at Nebraska	12/08/18
	Marcus Zegarowski vs. Butler	02/23/20
	Mitch Ballock at Seton Hall	01/27/21
	Trey Alexander vs. DePaul	12/25/22
	Trey Alexander vs. Georgetown	03/01/23
	Baylor Scheierman at Marquette	12/30/23

3-Point FG Attempts

3FGA	Name, Opponent	Date
19	Baylor Scheierman at Nebraska	12/03/23
18	Ryan Hawkins at Georgetown	02/12/22
15	Terrell Taylor vs. Florida	03/15/02
	Kyle Korver vs. Fresno State	02/22/03
	Ty-Shon Alexander vs. Villanova	01/13/19
	Steven Ashworth vs. Oregon	03/23/24
14	Kyle Korver vs. BYU	12/07/02
	Kyle Korver at Nebraska	12/21/02
	Kyle Korver vs. Evansville	01/15/03
	Ethan Wragge at Villanova	01/20/14
	Mitch Ballock vs. Marquette	12/14/20

3-Point Percentage

Pct.	Name, Opponent (min. 5 3 FGA)	Date
1.000	Marcus Zegarowski (7-7) vs. Butler	02/23/20
	Kyle Korver (6-6) vs. Texas-Arlington	11/17/02
	Porter Moser (5-5) vs. Bradley	01/21/89
	Ben Walker (5-5) vs. Evansville	02/28/00
	Michael Lindeman (5-5) vs. Bradley	02/08/03
	Marcus Zegarowski (5-5) vs. Seton Hall	03/07/20
.917	Mitch Ballock (11-12) vs. DePaul	03/09/19
.857	Kyle Korver (6-7) vs. Missouri State	01/19/00
	Ryan Sears (6-7) at Indiana State	02/04/01
	Booker Woodfox (6-7) vs. Indiana St.	01/19/08
	Doug McDermott (6-7) vs. Indiana St.	03/09/13
	Rick Kreklow (6-7) vs. Marquette	02/14/15
	Steven Ashworth (6-7) at Providence	02/07/24



Mitch Ballock scored 39 points vs. DePaul on March 9, 2019, tying a BIG EAST record with 11 three-pointers in the win.

Free Throw Percentage

(Minimum 11 Attempts)

Pct.	Name (FTM-FTA), Opponent	Date
1.000	Doug Brookins (16-16) vs. S. Illinois	12/16/74
	Mike Caruso (14-14) vs. LaSalle	01/21/70
	Bob Portman (13-13) vs. Okla. City	01/13/68
	Doug McDermott (13-13) vs. UAPB	12/17/13
	Ben Walker (12-12) at Illinois State	02/05/00
	Kyle Korver (12-12) vs. Grambling State	11/29/01
	Kenny Evans (12-12) at Marquette	12/14/85
	Doug McDermott (12-12) vs. Duke	03/24/13
	Seven tied with 11-11, last by	
	Ty-Shon Alexander vs. Clemson	11/21/18

Free Throws Made

FT	Name, Opponent	Date
19	Bob Portman vs. UW-Milwaukee	12/16/67
17	Bob Harstad vs. Morgan State	12/22/89
15	Elton Tuttle at Canisius	01/30/54
	Bob Harstad vs. Cleveland State	12/06/89
	Bob Harstad at Southern Illinois	02/10/90
	Nate Funk vs. Dayton	11/26/05
14	Paul Silas vs. St. Mary's (CA)	12/20/62
	Vernon Moore vs. Regis	12/14/84
	Bob Harstad vs. Nebraska	12/14/89
	Bob Harstad vs. Southern Illinois	02/23/91
	Jerry Vanderheydt vs. Florida A&M	12/22/93

Free Throw Attempts

FTA	Name, Opponent	Date
23	Bob Portman vs. UW-Milwaukee	12/16/67
22	Paul Silas vs. St. Mary's (CA)	12/20/62
20	Elton Tuttle at Canisius	01/30/54
	Bob Harstad vs. Morgan State	12/22/89
19	Bob Harstad vs. Cleveland State	12/06/89
18	Vernon Moore vs. Regis	12/14/84
	Kenny Evans vs. Southern Illinois	02/21/87
	Jerry Vanderheydt vs. Florida A&M	12/22/93
	Nate Funk vs. Dayton	11/26/05
16	Paul Silas vs. UCLA	12/20/61
	Paul Silas vs. Marquette	03/06/63
	Benoit Benjamin at Iowa State	12/01/84
	Bob Harstad at Southern Illinois	02/10/90
	Bob Harstad vs. Southern Illinois	02/23/91
	Doug McDermott vs. Seton Hall	02/23/14

Assists

Ast.	Name, Opponent	Date
18	Ralph Bobik vs. Houston	02/17/73
17	Ralph Bobik at St. Francis (Pa.)	02/23/73
	Ralph Bobik vs. Bradley	01/22/74
16	Ralph Bobik vs. BYU	12/17/73
14	Maurice Watson Jr. at Seton Hall	01/09/16
	Maurice Watson Jr. at Providence	01/07/17
13	Latrell Wrightsell vs. Nebraska	12/07/91
	Jason Bey vs. Southern Illinois	02/27/95
	Maurice Watson Jr. vs. Akron	12/03/16
	Maurice Watson Jr. vs. Washington St.	11/18/16

20-Rebound Games

Reb.	Name, Opponent	Date
38	Paul Silas vs. Centenary	02/19/62
37	Paul Silas vs. Tennessee State	02/12/63
	Paul Silas vs. Colorado College	02/14/63
36	Paul Silas vs. Marquette	01/23/64
35	Paul Silas vs. Wabash	01/06/62
33	Paul Silas at UCLA	12/21/63
31	Paul Silas at Arizona State	12/13/63
	Paul Silas vs. Nevada	12/23/63
30	Paul Silas at La Salle	12/01/62
29	Paul Silas vs. Colorado College	12/01/61
	Paul Silas vs. North Dakota	03/03/62
	Paul Silas vs. Clemson	12/15/62

NOTE: Silas also had four games with 28 rebounds, two games with 27 rebounds, three games with 26 rebounds, one game with 25 rebounds, seven games with 24 rebounds and six games with 23 rebounds. Others besides Silas listed below:

24	Ted Wuebben vs. Cleveland State	02/20/73
22	Benoit Benjamin vs. Briar Cliff	12/04/84
21	Cyril Baptiste vs. Idaho State	12/09/69
	Cyril Baptiste vs. Cal State Fullerton	12/11/69
	Ted Wuebben vs. Southern Illinois	03/07/72
20	Bob Gibson vs. Nebraska-Omaha	02/26/57
	Bob Portman vs. UW-Milwaukee	12/16/67
	Bob Harstad at Southern Illinois	01/23/89

Blocked Shots

Blk.	Name, Opponent	Date
12	Benoit Benjamin at Bradley	02/02/85
11	Benoit Benjamin vs. Tulsa	02/16/84
10	Benoit Benjamin vs. Nebraska Omaha	12/22/83
	Benoit Benjamin at Illinois State	03/08/84
	Benoit Benjamin vs. Southern Illinois	01/17/85
9	Benoit Benjamin vs. West Texas A&M	01/21/84
8	Benoit Benjamin vs. Iowa State	12/10/83
	Benoit Benjamin at Chaminade	12/19/84
	Benoit Benjamin at Tulsa	01/12/85
	Doug Swenson at UMKC	11/18/98
	Ryan Kalkbrenner at St. John's	02/25/24

Steals

Stl.	Name, Opponent	Date
8	Latrell Wrightsell vs. Drake	03/02/91
	Latrell Wrightsell vs. Drake	02/21/91
7	Charles Butler vs. Wake Forest	12/30/74
	Mark Jones vs. St. Ambrose	12/21/82
	Vernon Moore vs. Southern	01/07/85
	James Farr at Iowa State	12/12/87
	Rodney Buford vs. UMKC	11/25/96
	Rodney Buford vs. Missouri State	01/21/98
	Anthony Tolliver at Evansville	02/07/06
	Johnny Mathies vs. Indiana State	02/22/06
	P'Allen Stinnett vs. Southern	12/15/08

Bluejay Triple-Double Performances

Date	Player	Opponent	Pts.	Reb.	Ast.	Blk.	Stl.
02-16-1984	Benoit Benjamin	vs. Tulsa (ot)	24	17	1	11	0
01-17-1985	Benoit Benjamin	vs. Southern Illinois	43	16	3	10	1
02-02-1985	Benoit Benjamin	at Bradley (ot)	29	12	0	12	3
02-13-2024	Baylor Scheierman	vs. Georgetown	15	11	11	1	0

Season Records

500-point Seasons

Pts.	Name (Class)	Year
934	Doug McDermott (Sr.)	2013-14
834	Doug McDermott (Jr.)	2012-13
801	Doug McDermott (So.)	2011-12
738	Bob Portman (Jr.)	1967-68
734	Bob Harstad (Jr.)	1989-90
688	Benoit Benjamin (Jr.)	1984-85
681	Bob Portman (Sr.)	1968-69
671	Vernon Moore (Sr.)	1984-85
654	Marcus Foster (Sr.)	2017-18
651	Rod Mason (Sr.)	1987-88
647	Baylor Scheierman (Sr.)	2023-24
638	Marcus Foster (Jr.)	2016-17
620	Chad Gallagher (Sr.)	1990-91
616	Ray Yost (Sr.)	1953-54
615	Trey Alexander (Jr.)	2023-24
608	Eddie Cole (Jr.)	1953-54
604	Kyle Korver (Sr.)	2002-03
604	Ryan Kalkbrenner (Sr.)	2023-24
589	Rodney Buford (So.)	1996-97
586	Nate Funk (Jr.)	2004-05
585	Nate Funk (Sr.)	2006-07
584	Chad Gallagher (Jr.)	1989-90
581	Doug McDermott (Fr.)	2010-11
576	Rodney Buford (Sr.)	1998-99
573	Elton Tuttle (Sr.)	1953-54
573	Paul Silas (Jr.)	1962-63
570	Bob Harstad (Sr.)	1990-91
559	Tim Powers (Jr.)	1965-66
558	Wally Anderzunas (Sr.)	1968-69
555	Rick Apke (Jr.)	1976-77
551	Paul Silas (So.)	1961-62
545	Gene Harmon (Sr.)	1973-74
541	Ryan Kalkbrenner (Jr.)	2022-23
538	Duan Cole (Sr.)	1991-92
537	Paul Silas (Sr.)	1963-64
536	Booker Woodfox (Sr.)	2008-09
534	Ty-Shon Alexander (So.)	2018-19
530	Rodney Buford (Jr.)	1997-98
524	Ty-Shon Alexander (Jr.)	2019-20
517	Bob Harstad (So.)	1988-89
513	Rick Apke (Sr.)	1977-78
511	Antoine Young (Jr.)	2010-11
506	Bob Gibson (Jr.)	1955-56
502	Trey Alexander (So.)	2022-23
500	Marcus Zegarowski (So.)	2019-20

Scoring Average

Avg.	Name (Class, Year)	Pts.	GP
29.52	Bob Portman (Jr., 1967-68)	738	25
26.69	Doug McDermott (Sr., 2013-14)	934	35
26.19	Bob Portman (Sr., 1968-69)	681	26
23.58	Eddie Cole (Sr., 1954-55)	448	19
23.17	Doug McDermott (Jr., 2012-13)	834	36
22.89	Doug McDermott (So., 2011-12)	801	35
22.24	Bob Harstad (Jr., 1989-90)	734	33
22.04	Paul Silas (So., 1961-62)	551	25
22.00	Bob Gibson (Jr., 1955-56)	506	23
21.50	Tim Powers (Jr., 1965-66)	559	26
21.50	Benoit Benjamin (Jr., 1984-85)	688	32

Field Goals Made

FG	Name (Class)	Year
330	Doug McDermott (Sr.)	2013-14
307	Doug McDermott (So.)	2011-12
303	Bob Portman (Jr.)	1967-68
284	Doug McDermott (Jr.)	2012-13
265	Vernon Moore (Sr.)	1984-85
259	Eddie Cole (Jr.)	1953-54
258	Benoit Benjamin (Jr.)	1984-85
258	Bob Harstad (Jr.)	1989-90
256	Bob Portman (Sr.)	1968-69
249	Wally Anderzunas (Sr.)	1968-69

Field Goal Attempts

FGA	Name (Class)	Year
699	Bob Portman (Jr.)	1967-68
627	Doug McDermott (Sr.)	2013-14
584	Wally Anderzunas (Sr.)	1968-69
583	Bob Portman (Sr.)	1968-69
532	Marcus Foster (Jr.)	2016-17
531	Paul Silas (Jr.)	1962-63
529	Paul Silas (Sr.)	1963-64
524	Paul Silas (So.)	1961-62
520	Trey Alexander (Jr.)	2023-24
518	Doug McDermott (Jr.)	2012-13

Field Goal Percentage

(Minimum 200 Attempts)

Pct.	Name (Class, Year)	FGM-FGA
.702	Geoffrey Groselle (Sr., 2015-16)	146-208
.695	Ryan Kalkbrenner (Jr., 2022-23)	219-315
.681	Christian Bishop (Jr., 2020-21)	141-207
.676	Justin Patton (Fr., 2016-17)	200-296
.674	Vernon Moore (Sr., 1984-85)	265-393
.657	Gregory Echenique (Sr., 2012-13)	138-210
.6461	Ryan Kalkbrenner (Sr., 2023-24)	241-373
.6455	Ryan Kalkbrenner (So., 2021-22)	173-268
.607	Gregory Echenique (Jr., 2011-12)	130-214
.601	Doug McDermott (So., 2011-12)	307-511

3-pt Field Goals

3FG	Name (Class)	Year
129	Kyle Korver (Sr.)	2002-03
110	Ethan Wragge (Sr.)	2013-14
110	Baylor Scheierman (Sr.)	2023-24
100	Kyle Korver (So.)	2000-01
97	Ty-Shon Alexander (So.)	2018-19
96	Doug McDermott (Sr.)	2013-14
95	Marcus Foster (Sr.)	2017-18
95	Mitch Ballock (So.)	2018-19
93	Mitch Ballock (Jr.)	2019-20
91	Booker Woodfox (Sr.)	2008-09

3-pt FG Percentage

(Minimum 50 Attempts)

Pct.	Name (Class, Year)	FGM-FGA
.490	Doug McDermott (Jr., 2012-13)	77-157
.486	Jimmy Motz (Jr., 2004-05)	54-111
.486	Doug McDermott (So., 2011-12)	54-111
.480	Kyle Korver (Sr., 2002-03)	129-269
.476	Booker Woodfox (Sr., 2008-09)	91-191
.47015	Duan Cole (Jr., 1990-91)	63-134
.47009	Ethan Wragge (Sr., 2013-14)	110-234
.4685	Nate Funk (Jr., 2004-05)	67-143
.4683	Jahenns Manigat (So., 2011-12)	59-126
.4675	Ben Walker (Jr., 1999-00)	36-77

Consecutive Games With a 3FG

Streak Name	Dates of Streak
48	Baylor Scheierman Nov. 7, 2022 - Dec. 16, 2023
33	Ty-Shon Alexander Feb. 27, 2018 - March 6, 2019
31	Booker Woodfox Nov. 25, 2008 - March 23, 2009
28	Kyle Korver Feb. 4, 2001 - Feb. 6, 2002
27	Kyle Korver Feb. 13, 2002 - Jan. 20, 2003
25	Rodney Buford Jan. 25, 1997 - Jan. 10, 1998
23	Ethan Wragge Nov. 8, 2013 - Feb. 9, 2014
23	Mitch Ballock Nov. 12, 2019 - Feb. 8, 2020
23	Marcus Zegarowski Dec. 17, 2020 - March 28, 2021
23	Baylor Scheierman Dec. 30, 2023 - March 29, 2024

Rebounds

Reb.	Name (Class)	Year
631	Paul Silas (Sr.)	1963-64
563	Paul Silas (So.)	1961-62
557	Paul Silas (Jr.)	1962-63
451	Benoit Benjamin (Jr.)	1984-85
385	Bob Portman (Jr.)	1967-68
362	Dick Hartman (Jr.)	1959-60
332	Gregory Brandon (Sr.)	1983-84
330	George Morrow (Sr.)	1980-81
317	Elton McGriff (Sr.)	1964-65
315	Baylor Scheierman (Sr.)	2023-24

Free Throws Made

FT	Name (Class)	Year
218	Bob Harstad (Jr.)	1989-90
215	Elton Tuttle (Sr.)	1953-54
189	Doug McDermott (Jr.)	2012-13
187	Elton Tuttle (Jr.)	1952-53
178	Ray Yost (Sr.)	1953-54
178	Doug McDermott (Sr.)	2013-14
172	Benoit Benjamin (Jr.)	1984-85
169	Bob Portman (Sr.)	1968-69
162	Bob Gibson (Jr.)	1955-56
153	Dick Harvey (Sr.)	1959-60

Free Throw Attempts

FTA	Name (Class)	Year
313	Elton Tuttle (Sr.)	1953-54
273	Bob Harstad (Jr.)	1989-90
243	Ray Yost (Sr.)	1953-54
233	Benoit Benjamin (Jr.)	1984-85
228	Paul Silas (Jr.)	1962-63
225	Bob Harstad (So.)	1988-89
219	Bob Gibson (Jr.)	1955-56
216	Doug McDermott (Jr.)	2012-13
215	Paul Silas (So.)	1961-62
210	Bob Portman (Sr.)	1968-69

Free Throw Percentage

(Minimum 70 Attempts)

Pct.	Name (Class, Year)	FTM-FTA
.908	Kyle Korver (Sr., 2002-03)	109-120
.907	Steven Ashworth (Sr., 2023-24)	68-75
.890	Kyle Korver (Jr., 2001-02)	97-109
.882	Doug Brookins (Sr., 1974-75)	98-111
.880	Mike Caruso (Sr., 1970-71)	95-108
.876	Baylor Scheierman (Sr., 2023-24)	99-113
.875	Doug McDermott (Jr., 2012-13)	189-216
.871	Ryan Nembhard (So., 2022-23)	74-85
.868	Booker Woodfox (Sr., 2008-09)	99-114
.867	Kyle Korver (So., 2000-01)	72-83



The top three rebound totals in Creighton single-season history belong to Paul Silas.

Steals

Stl.	Name (Class)	Year
80	Ryan Sears (Jr.)	1999-00
73	Ryan Sears (Sr.)	2000-01
72	Latrell Wrightsell (Sr.)	1991-92
70	Duan Cole (Sr.)	1991-92
70	Josh Dotzler (Sr.)	2008-09
68	Ryan Sears (So.)	1998-99
63	James Farr (Jr.)	1987-88
62	Ryan Sears (Fr.)	1997-98
59	Rodney Buford (Sr.)	1998-99
59	Johnny Mathies (Jr.)	2004-05

Assists

Ast.	Name (Class)	Year
252	Ralph Bobik (Sr.)	1973-74
229	Maurice Watson Jr. (Jr.)	2015-16
210	Grant Gibbs (Jr.)	2012-13
205	Randy Eccker (Jr.)	1976-77
195	Antoine Young (Jr.)	2010-11
184	Tyler McKinney (Sr.)	2004-05
176	Grant Gibbs (So.)	2011-12
176	Ryan Nembhard (So.)	2022-23
175	Ryan Sears (Jr.)	1999-00
165	Trey Alexander (Jr.)	2023-24

Blocked Shots

Blk.	Name (Class)	Year
162	Benoit Benjamin (Jr.)	1984-85
157	Benoit Benjamin (So.)	1983-84
107	Ryan Kalkbrenner (Sr.)	2023-24
92	Benoit Benjamin (Fr.)	1982-83
89	Ryan Kalkbrenner (So.)	2021-22
72	Ryan Kalkbrenner (Jr.)	2022-23
70	Chad Gallagher (Sr.)	1990-91
62	Chad Gallagher (Jr.)	1989-90
62	Gregory Echenique (Sr.)	2012-13
57	Doug Swenson (Jr.)	1997-98
57	Anthony Tolliver (Sr.)	2006-07
57	Gregory Echenique (Jr.)	2011-12

Consecutive Free Throws

Since 1980

FT	Name	Dates of Streak
45	Doug McDermott	Dec. 1, 2013 - Jan. 4, 2014
36	Booker Woodfox	Dec. 6, 2008 - Jan. 6, 2009
35	Bob Portman	1967-68
32	Michael Lindeman	Jan. 23 - Nov. 29, 2003
31	Baylor Scheierman	Feb. 17 - March 29, 2024
28	Kyle Korver	Jan. 27 - March 15, 2001
28	Doug McDermott	March 10 - Nov. 8, 2013
27	Matt West	Nov. 27, 1999 - Jan. 15, 2000
27	Kyle Korver	Jan. 29 - Nov. 20, 2000
27	Nate Funk	Dec. 30, 2006 - Jan. 12, 2007



Baylor Scheierman made a 3-pointer in a school-record 48 straight games.

Bold italics indicates player active in 2023-24

Career Records

Points Scored

Pts.	Name	Years
3,150	Doug McDermott	2010-14
2,116	Rodney Buford	1995-99
2,110	Bob Harstad	1987-91
1,983	Chad Gallagher	1987-91
1,876	Bob Portman	1966-69
1,801	Kyle Korver	1999-03
1,771	Ryan Kalkbrenner	2020-Pres.
1,754	Nate Funk	2002-07
1,682	Rick Apke	1974-78
1,661	Paul Silas	1961-64
1,654	Vernon Moore	1981-85
1,575	Benoit Benjamin	1982-85
1,526	John C. Johnson	1975-79
1,500	Kevin McKenna	1977-81
1,437	Eddie Cole	1951-55
1,376	Trey Alexander	2021-24
1,369	Gene Harmon	1971-74
1,361	Duan Cole	1987-92
1,342	Antoine Young	2008-12
1,313	Kenny Lawson Jr.	2006-11
1,309	Ryan Sears	1997-01
1,304	Mitch Ballock	2017-21
1,303	Elton Tuttle	1951-54
1,293	Marcus Zegarowski	2018-21
1,292	Marcus Foster	2016-18
1,272	Bob Gibson	1954-57
1,267	Wally Anderzunas	1965-67, 1968-69
1,254	Gary Swain	1983-87
1,241	Ty-Shon Alexander	2017-20
1,238	Ben Walker	1997-01
1,196	Ray Yost	1951-54
1,172	Dick Harvey	1956-59
1,155	Ethan Wragge	2009-14
1,152	Dane Watts	2004-08
1,140	Khyri Thomas	2015-18
1,119	Baylor Scheierman	2022-24
1,116	Kenny Evans	1982-87
1,115	Doug Brookins	1972-75
1,115	Daryl Stovall	1978-82
1,093	Tim Powers	1964-67
1,050	Reggie Morris	1982-86
1,031	Johnny Mathies	2003-06
1,024	P'Allen Stinnett	2007-10
1,023	Rod Mason	1986-88
1,013	Austin Chatman	2011-15
1,006	Gregory Echenique	2010-13
1,004	Anthony Tolliver	2003-07

Scoring Average

Avg.	Name, Years	Pts.	GP
24.68	Bob Portman, 1966-69	1,876	76
21.72	Doug McDermott, 2010-14	3,150	145
20.51	Paul Silas, 1961-64	1,661	81
20.19	Bob Gibson, 1954-57	1,272	63
19.00	Marcus Foster, 2016-18	1,292	68
18.10	Benoit Benjamin, 1982-85	1,575	87
17.93	Rodney Buford, 1995-99	2,116	118
17.36	Wally Anderzunas, 1965-69	1,267	73
17.35	Tim Powers, 1964-67	1,093	63
17.05	Rod Mason, 1986-88	1,023	60



Doug McDermott is one of 12 men in NCAA history to score 3,000 career points.

Field Goals Made

FG	Name	Years
1,141	Doug McDermott	2010-14
811	Chad Gallagher	1987-91
778	Rodney Buford	1995-99
759	Bob Harstad	1987-91
747	Bob Portman	1966-69
713	Ryan Kalkbrenner	2020-Pres.
673	Rick Apke	1975-78
649	Vernon Moore	1981-85
643	Paul Silas	1961-64
621	Nate Funk	2002-07

Field Goal Attempts

FGA	Name	Years
2,075	Doug McDermott	2010-14
1,739	Rodney Buford	1995-99
1,705	Bob Portman	1966-69
1,584	Paul Silas	1961-64
1,558	Bob Harstad	1987-91
1,472	Chad Gallagher	1987-91
1,345	Wally Anderzunas	1965-69
1,307	Nate Funk	2002-07
1,258	Rick Apke	1974-78
1,255	Kevin McKenna	1977-81

Field Goal Percentage

(Minimum 300 Attempts)		
Pct.	Name, Years	FGM-FGA
.684	Geoffrey Groselle, 2012-16	232-339
.660	Ryan Kalkbrenner, 2020-Pres.	713-1,080
.645	Christian Bishop, 2018-21	296-459
.628	Zach Hanson, 2013-17	218-347
.625	Gregory Echenique, 2010-13	374-598
.615	Will Artino, 2011-15	256-416
.611	Mike Grimes, 2000-04	292-478
.602	Martin Krampelj, 2015-19	311-517
.585	Vernon Moore, 1981-85	649-1,109
.562	Benoit Benjamin, 1982-85	610-1,085

3-pt Field Goals

3FG	Name	Years
371	Kyle Korver	1999-03
334	Ethan Wragge	2009-14
308	Mitch Ballock	2017-21
274	Doug McDermott	2010-14
245	Ryan Sears	1997-01
215	Marcus Zegarowski	2018-21
212	Rodney Buford	1995-99
210	Ty-Shon Alexander	2017-20
206	Jahenns Manigat	2010-14
200	Nate Funk	2002-07

3-pt FG Attempts

FGA	Name	Years
819	Kyle Korver	1999-03
773	Mitch Ballock	2017-21
761	Ethan Wragge	2009-14
689	Ryan Sears	1997-01
598	Doug McDermott	2010-14
565	Ty-Shon Alexander	2017-20
558	Rodney Buford	1995-99
528	Baylor Scheierman	2022-24
508	Jahenns Manigat	2010-14
508	Marcus Zegarowski	2018-21

3-pt FG Percentage

(Minimum 100 Attempts)		
Pct.	Name, Years	3FGM-FGA
.458	Doug McDermott, 2010-14	274-598
.455	Booker Woodfox, 2007-09	147-323
.453	Kyle Korver, 1999-03	371-819
.441	Rod Mason, 1986-88	132-299
.440	Nerijus Karlikanovas, 1998-00	48-109
.439	Ethan Wragge, 2009-14	334-761
.431	Michael Lindeman, 2000-04	62-144
.429	Duan Cole, 1987-92	176-410
.426	Mason Miller, 2022-Pres.	69-162
.423	Marcus Zegarowski, 2018-21	215-508

Free Throws Made

FT	Name	Years
594	Doug McDermott	2010-14
588	Bob Harstad	1987-91
525	Elton Tuttle	1951-54
418	Bob Gibson	1954-57
382	Bob Portman	1966-69
375	Paul Silas	1961-64
362	Antoine Young	2008-12
356	Vernon Moore	1981-85
355	Benoit Benjamin	1982-85
350	Dick Harvey	1956-60

Free Throw Attempts

FTA	Name	Years
800	Bob Harstad	1987-91
759	Elton Tuttle	1951-54
715	Doug McDermott	2010-14
637	Paul Silas	1961-64
575	Bob Gibson	1954-57
509	Antoine Young	2008-12
505	Dick Harvey	1956-60
503	Vernon Moore	1981-85
493	Benoit Benjamin	1982-85
487	Bob Portman	1966-69

Free Throw Percentage

(Minimum 200 Attempts)		
Pct.	Name, Years	FTM-FTA
.891	Kyle Korver, 1999-03	312-350
.844	Mike Caruso, 1968-71	276-327
.831	Doug McDermott, 2010-14	594-715
.826	Cavel Witter, 2007-10	246-298
.822	Trey Alexander, 2021-24	250-304
.817	Nate Funk, 2002-07	312-382
.813	Ty-Shon Alexander, 2017-20	231-284
.807	Ryan Sears, 1997-01	330-409
.800	Rick Apke, 1975-78	336-420
.796	James Farr, 1987-89	212-266

Rebounds

Reb.	Name	Years
1,751	Paul Silas	1961-64
1,126	Bob Harstad	1987-91
1,088	Doug McDermott	2010-14
1,005	Benoit Benjamin	1982-85
979	Bob Portman	1966-69
891	Chad Gallagher	1987-91
843	Ryan Kalkbrenner	2020-Pres.
762	Kenny Lawson Jr.	2006-11
716	Rodney Buford	1995-99
709	Rick Apke	1974-78

Bold italics indicates player active in 2023-24

Blocked Shots

Since 1979-80		
Blk.	Name	Years
411	Benoit Benjamin	1982-85
306	Ryan Kalkbrenner	2020-Pres.
183	Chad Gallagher	1987-91
174	Gregory Echenique	2010-13
153	Kenny Lawson Jr.	2006-11
138	Brody Deren	2001-04
136	Anthony Tolliver	2003-07
109	Doug Swenson	1997-99
104	Joe Dabbert	2000-04
82	Christian Bishop	2018-21

Assists

Since 1970-71		
Ast.	Name	Years
570	Ryan Sears	1997-01
549	Ralph Bobik	1971-74
505	Antoine Young	2008-12
498	Grant Gibbs	2011-14
493	Austin Chatman	2011-15
458	Randy Eckler	1974-78
430	Tyler McKinney	2001-05
418	Vernon Moore	1981-85
391	Maurice Watson Jr.	2015-17
389	Marcus Zegarowski	2018-21



Ryan Sears remains Creighton's all-time leader in both career assists (570) and career steals (283).

Steals

Since 1979-80		
Stl.	Name	Years
283	Ryan Sears	1997-01
196	Josh Dotzler	2005-09
195	Rodney Buford	1995-99
186	Duan Cole	1987-92
172	Kyle Korver	1999-03
157	Johnny Mathies	2003-06
154	Latrell Wrightsell	1988-92
150	Vernon Moore	1981-85
148	Ben Walker	1997-01
141	Khyri Thomas	2015-18

1,000 Point Scorers



Doug McDermott
2010-14
3,150 points



Rodney Buford
1995-99
2,116 points



Bob Harstad
1987-91
2,110 points



Chad Gallagher
1987-91
1,983 points



Bob Portman
1966-69
1,876 points



Kyle Korver
1999-2003
1,801 points

Year	G-GS	FG-A	Pct.	3FG-A	Pct.	FT-A	Pct.	Pts.	Avg.	Reb.	Avg.	PF-D	Ast.	TO	Blk.	Stl.
------	------	------	------	-------	------	------	------	------	------	------	------	------	------	----	------	------

1. Doug McDermott (3,150 points)

2010-11	39-39	220-419	.525	47-116	.405	94-126	.746	581	14.9	280	7.2	81-0	45	87	4	11
2011-12	35-35	307-511	.601	54-111	.486	133-167	.796	801	22.9	288	8.2	61-0	37	79	3	7
2012-13	36-36	284-518	.548	77-157	.490	189-216	.875	834	23.2	276	7.7	56-1	57	93	2	8
2013-14	35-35	330-627	.526	96-214	.449	178-206	.864	934	26.7	244	7.0	67-0	55	62	5	8
Totals	145-145	1,141-2,075	.550	274-598	.458	594-715	.831	3,150	21.7	1,088	7.5	265-1	194	321	14	34

2. Rodney Buford (2,116 points)

1995-96	29-11	158-342	.462	46-118	.390	59-81	.728	421	14.5	122	4.2	48-0	41	49	24	49
1996-97	30-30	225-512	.439	58-153	.379	81-110	.736	589	19.6	168	5.6	60-0	48	63	18	44
1997-98	28-28	189-446	.424	53-162	.327	99-138	.717	530	18.9	204	7.3	55-0	58	77	9	43
1998-99	31-31	206-439	.469	55-125	.440	109-133	.820	576	18.6	222	7.2	56-1	68	72	8	59
Totals	118-100	778-1,739	.447	212-558	.380	348-462	.753	2,116	17.9	716	6.1	219-1	215	261	59	195

3. Bob Harstad (2,110 points)

1987-88	32-32	110-236	.466	1-5	.200	68-112	.607	289	9.0	272	8.5	127-16	40	52	13	29
1988-89	31-31	182-398	.457	1-5	.200	152-225	.676	517	16.7	290	9.4	102-4	40	66	10	30
1989-90	33-33	258-505	.511	0-3	.000	218-273	.799	734	22.2	290	8.8	96-2	31	71	5	38
1990-91	32-32	209-419	.499	2-7	.286	150-190	.790	570	17.8	274	8.6	79-1	41	84	8	31
Totals	128-128	759-1,558	.487	4-20	.200	588-800	.735	2,110	16.5	1,126	8.8	404-23	152	273	36	128

4. Chad Gallagher (1,983 points)

1987-88	32-30	163-313	.521	0-0	.000	39-65	.600	365	11.4	168	5.3	106-9	19	63	27	10
1988-89	27-12	171-303	.564	2-3	.667	70-105	.667	414	15.3	177	6.6	80-5	23	44	24	16
1989-90	33-33	240-437	.549	5-8	.625	99-140	.707	584	17.7	266	8.1	108-5	46	62	62	23
1990-91	32-32	237-419	.566	5-11	.455	141-175	.806	620	19.4	280	8.8	98-8	41	70	70	22
Totals	124-107	811-1,472	.551	12-22	.546	349-485	.720	1,983	16.0	891	7.2	392-27	129	239	183	71

5. Bob Portman (1,876 points)

1966-67	25-25	188-423	.444	—	—	81-110	.736	457	18.3	286	11.4	—	—	—	—	—
1967-68	25-25	303-699	.438	—	—	132-167	.790	738	29.5	385	15.4	—	—	—	—	—
1968-69	26-26	256-583	.439	—	—	169-210	.805	681	26.2	308	11.8	—	—	—	—	—
Totals	76-76	747-1,705	.438	—	—	382-487	.784	1,876	24.6	979	12.9	—	—	—	—	—

6. Kyle Korver (1,801 points)

1999-00	33-1	97-204	.475	63-145	.434	34-38	.895	291	8.8	101	3.1	57-1	32	43	5	21
2000-01	32-32	148-315	.470	100-221	.452	72-83	.867	468	14.6	186	5.8	82-2	63	57	14	56
2001-02	29-28	131-274	.478	79-184	.429	97-109	.890	438	15.1	160	5.5	69-2	95	63	16	45
2002-03	34-34	183-391	.468	129-269	.480	109-120	.908	604	17.8	217	6.4	89-2	104	68	23	50
Totals	128-95	559-1,184	.472	371-819	.453	312-350	.891	1,801	14.1	664	5.2	297-7	294	231	58	172





Dozens of former players and coaches came back in 2018 when Dana Altman and Kyle Korver were inducted into the Creighton Athletics Hall of Fame.



Rodney Buford, Doug McDermott and Kyle Korver combined for more than 7,000 career points at Creighton and scored more than 19,000 points in the NBA.

1,000 Point Scorers



Ryan Kalkbrenner
2020-Pres.
1,771 points

Nate Funk
2002-07
1,754 points

Rick Apke
1974-78
1,682 points

Paul Silas
1961-64
1,661 points

Vernon Moore
1981-85
1,654 points

Benoit Benjamin
1982-85
1,575 points

John C. Johnson
1975-79
1,526 points

Kevin McKenna
1977-81
1,500 points

Year	G-GS	FG-A	Pct.	3FG-A	Pct.	FT-A	Pct.	Pts.	Avg.	Reb.	Avg.	PF-D	Ast.	TO	Blk.	Stl.
------	------	------	------	-------	------	------	------	------	------	------	------	------	------	----	------	------

7. Ryan Kalkbrenner (1,771 points)

2020-21	31-0	80-124	.645	0-2	.000	22-45	.489	182	5.9	108	3.5	48-0	10	16	38	6
2021-22	34-34	173-268	.646	3-12	.250	95-129	.736	444	13.1	261	7.7	48-0	31	47	89	15
2022-23	34-34	219-315	.695	6-19	.316	97-122	.795	541	15.9	208	6.1	63-0	41	50	72	21
2023-24	35-35	241-373	.646	16-54	.296	106-149	.711	604	17.3	266	7.6	66-0	44	52	107	13
Totals	134-103	713-1,080	.660	25-87	.287	320-445	.719	1,771	13.2	843	6.3	225-0	126	165	306	55

8. Nate Funk (1,754 points)

2002-03	34-0	62-126	.492	20-56	.357	15-24	.625	159	4.7	38	1.1	31-0	62	46	4	27
2003-04	29-29	113-272	.415	48-112	.429	48-62	.774	322	11.1	98	3.4	42-0	78	61	7	27
2004-05	33-33	210-406	.517	67-143	.469	99-120	.825	586	17.8	167	5.1	50-0	76	60	10	23
2005-06	6-4	34-80	.425	10-30	.333	24-30	.800	102	17.0	28	4.7	10-0	8	11	1	7
2006-07	33-33	202-423	.478	55-151	.364	126-146	.863	585	17.7	115	3.5	48-0	99	71	3	41
Totals	135-99	621-1,307	.475	200-492	.407	312-382	.817	1,754	13.0	446	3.3	181-0	323	249	25	125

9. Rick Apke (1,682 points)

1974-75	27-27	68-133	.511	—	—	39-52	.750	175	6.4	114	4.2	40-1	33	35	—	—
1975-76	26-26	173-318	.544	—	—	93-117	.794	439	16.8	202	7.7	72-4	89	62	—	—
1976-77	28-28	220-380	.578	—	—	115-139	.827	555	19.8	175	6.2	85-4	80	60	—	—
1977-78	28-28	212-427	.496	—	—	89-112	.795	513	18.3	218	7.8	48-5	117	63	—	—
Totals	109-109	673-1,258	.506	—	—	336-420	.800	1,682	15.4	709	6.5	245-14	319	220	—	—

10. Paul Silas (1,661 points)

1961-62	25-25	213-524	.406	—	—	125-215	.581	551	22.0	563	22.5	83-3	—	—	—	—
1962-63	27-27	220-531	.414	—	—	133-228	.583	573	21.2	557	20.6	74-2	—	—	—	—
1963-64	29-29	210-529	.397	—	—	117-194	.603	537	18.5	631	21.8	81-3	—	—	—	—
Totals	81-81	643-1,584	.406	—	—	375-637	.589	1,661	20.5	1,751	21.6	238-8	—	—	—	—

11. Vernon Moore (1,654 points)

1981-82	27-19	77-187	.412	—	—	58-87	.667	212	7.9	63	2.3	46-0	40	66	1	37
1982-83	25-18	119-213	.559	0-3	.000	68-96	.708	306	12.2	62	2.5	55-1	92	87	5	25
1983-84	31-31	188-316	.595	—	—	89-129	.690	465	15.0	94	3.0	68-0	127	112	5	52
1984-85	32-32	265-393	.674	—	—	141-191	.738	671	21.0	86	2.7	58-0	159	104	6	36
Totals	115-100	649-1,109	.585	0-3	.000	356-503	.708	1,654	14.4	305	2.6	227-1	418	369	17	150

12. Benoit Benjamin (1,575 points)

1982-83	27-25	162-292	.555	—	—	76-116	.655	400	14.9	259	9.6	71-2	28	79	92	12
1983-84	30-30	190-350	.540	—	—	107-144	.743	487	16.2	295	9.8	93-2	55	72	157	21
1984-85	32-32	258-443	.582	—	—	172-233	.738	688	21.5	451	14.1	100-2	68	88	162	27
Totals	89-87	610-1,085	.562	—	—	355-493	.720	1,575	17.7	1,005	11.3	264-6	151	239	411	60

13. John C. Johnson (1,526 points)

1975-76	26-15	100-199	.502	—	—	50-75	.667	250	9.6	91	3.5	55-1	32	68	—	—
1976-77	28-22	161-289	.557	—	—	85-104	.807	406	14.5	163	5.8	76-4	67	62	—	—
1977-78	24-24	162-294	.551	—	—	62-90	.689	386	16.1	91	3.8	61-3	56	56	—	—
1978-79	27-27	196-371	.528	—	—	92-134	.687	484	17.9	156	5.8	73-4	75	84	—	—
Totals	105-88	619-1,153	.537	—	—	288-403	.715	1,526	14.5	501	5.8	265-12	230	270	—	—

14. Kevin McKenna (1,500 points)

1977-78	28-28	104-223	.466	—	—	36-51	.706	244	8.7	80	2.9	99-9	67	57	—	—
1978-79	27-27	120-282	.461	—	—	59-82	.720	319	11.8	102	3.8	107-13	83	70	—	—
1979-80	28-28	182-362	.503	—	—	99-124	.798	463	16.5	123	4.4	98-5	104	84	—	—
1980-81	30-30	181-388	.466	—	—	112-135	.830	474	15.8	121	4.0	102-7	78	87	—	—
Totals	113-113	597-1,255	.476	—	—	306-392	.781	1,500	13.3	426	3.8	406-34	332	298	—	—


1,000 Point Scorers



Eddie Cole
1951-55
1,437 points



Trey Alexander
2021-24
1,376 points



Gene Harmon
1971-74
1,369 points



Duan Cole
1987-92
1,361 points



Antoine Young
2008-12
1,342 points



Kenny Lawson Jr.
2006-11
1,313 points



Ryan Sears
1997-2001
1,309 points



Mitch Ballock
2017-21
1,304 points

Year	G-GS	FG-A	Pct.	3FG-A	Pct.	FT-A	Pct.	Pts.	Avg.	Reb.	Avg.	PF-D	Ast.	TO	Blk.	Stl.
------	------	------	------	-------	------	------	------	------	------	------	------	------	------	----	------	------

15. Eddie Cole (1,437 points)

1951-52	24	48-176	.273	—	—	26-40	.650	122	5.1	—	—	—	—	—	—	—
1952-53	25	100	—	—	—	59	—	259	10.4	—	—	—	—	—	—	—
1953-54	31	259	—	—	—	90-116	.776	608	19.6	—	—	—	—	—	—	—
1954-55	19	167	—	—	—	114-140	.814	448	23.6	—	—	—	—	—	—	—
Totals	99	574	—	—	—	289	—	1,437	14.5	—	—	—	—	—	—	—

16. Trey Alexander (1,376 points)

2021-22	35-13	89-211	.422	18-64	.281	63-77	.818	259	7.4	131	3.7	68-1	86	64	10	25
2022-23	37-37	169-378	.447	66-161	.410	98-119	.824	502	13.6	156	4.2	64-0	96	55	17	40
2023-24	35-25	232-520	.446	62-183	.339	89-108	.824	615	17.6	201	5.7	61-0	165	86	15	38
Totals	107-85	490-1,109	.442	146-408	.358	250-304	.822	1,376	12.9	488	4.6	193-1	347	205	42	103

17. Gene Harmon (1,369 points)

1971-72	26-26	164-320	.513	—	—	83-105	.790	411	15.8	185	7.1	60-3	35	58	—	—
1972-73	26-26	187-367	.509	—	—	39-56	.696	413	15.8	146	5.6	65-3	42	59	—	—
1973-74	30-30	242-435	.556	—	—	61-72	.847	545	18.3	167	5.6	51-1	70	57	—	—
Totals	82-82	593-1,122	.529	—	—	183-233	.785	1,369	16.7	498	6.1	176-7	147	174	—	—

18. Duan Cole (1,361 points)

1987-88	30-3	39-103	.379	10-32	.313	24-40	.600	112	3.7	51	1.7	36-1	57	40	1	26
1988-89	3-0	3-10	.300	1-2	.500	0-0	.000	7	2.3	4	1.3	4-0	5	5	1	4
1989-90	31-19	83-184	.451	34-84	.405	64-84	.762	264	8.5	65	2.1	75-4	128	72	4	42
1990-91	32-31	145-308	.471	63-134	.470	87-108	.806	440	13.8	75	2.3	93-5	129	75	10	44
1991-92	28-28	196-393	.499	69-160	.431	77-87	.794	538	19.2	98	3.5	77-1	63	66	7	70
Totals	124-81	466-998	.467	177-412	.430	252-329	.766	1,361	11.0	293	2.4	285-11	382	258	23	186

19. Antoine Young (1,342 points)

2008-09	34-0	54-141	.383	11-39	.282	49-70	.700	168	4.9	27	0.8	36-0	49	40	1	13
2009-10	34-33	88-219	.402	12-51	.235	52-87	.598	240	7.1	59	1.7	43-1	105	42	0	23
2010-11	39-39	172-434	.396	39-123	.317	128-171	.749	511	13.1	101	2.6	51-0	195	82	2	37
2011-12	35-35	140-326	.429	10-32	.313	133-181	.735	423	12.1	70	2.0	45-0	156	65	1	28
Totals	142-107	454-1,120	.405	72-245	.294	362-509	.711	1,342	9.5	257	1.8	175-1	505	229	4	101

20. Kenny Lawson Jr. (1,313 points)

2006-07	2-0	4-11	.364	0-0	---	3-5	.600	11	5.5	9	4.5	5-0	2	3	0	1
2007-08	33-19	83-152	.546	0-0	---	30-51	.588	196	5.9	139	4.2	40-0	8	28	28	13
2008-09	35-35	124-235	.528	0-0	---	51-67	.761	299	8.5	169	4.8	58-0	16	34	56	10
2009-10	34-34	163-303	.538	8-13	.615	113-138	.819	447	13.1	230	6.8	65-0	22	46	50	14
2010-11	39-19	133-282	.472	31-90	.344	63-84	.750	360	9.2	215	5.5	68-0	25	48	19	5
Totals	143-107	507-983	.516	39-103	.379	260-345	.754	1,313	9.2	762	5.3	236-0	73	159	153	43


21. Ryan Sears (1,309 points)

1997-98	28-28	82-203	.409	63-161	.391	66-82	.805	293	10.5	85	3.0	50-1	134	59	3	62
1998-99	31-31	72-205	.351	54-159	.340	71-83	.855	269	8.7	90	2.9	69-0	124	59	1	68
1999-00	33-33	112-264	.424	67-194	.345	103-129	.798	394	11.9	123	3.7	64-0	175	71	1	80
2000-01	32-32	101-273	.370	61-175	.349	90-115	.788	353	11.0	95	3.0	64-0	137	63	1	73
Totals	124-124	367-945	.388	245-689	.356	330-409	.807	1,309	10.6	393	3.2	247-1	570	252	6	283

22. Mitch Ballock (1,304 points)

2017-18	33-5	88-209	.421	44-135	.326	21-26	.808	241	7.3	95	2.9	51-0	63	38	7	24
2018-19	35-35	130-286	.455	95-227	.419	32-42	.762	387	11.1	154	4.4	72-1	111	45	8	28
2019-20	31-31	123-280	.439	93-214	.435	29-39	.744	368	11.9	165	5.3	42-0	95	28	10	24
2020-21	31-31	110-253	.435	76-197	.386	12-21	.571	308	9.9	99	3.2	36-0	81	34	7	28
Totals	130-102	451-1028	.439	308-773	.398	94-128	.734	1,304	10.0	513	3.9	201-1	350	145	32	104

1,000 Point Scorers



Elton Tuttle 1951-54 1,303 points	Marcus Zegarowski 2018-21 1,293 points	Marcus Foster 2016-18 1,292 points	Bob Gibson 1954-57 1,272 points	Wally Anderzunas 1965-67, 1968-69 1,267 points	Gary Swain 1983-87 1,254 points	Ty-Shon Alexander 2017-20 1,241 points	Ben Walker 1997-2001 1,238 points	Ray Yost 1951-54 1,196 points
--	---	---	--	---	--	---	--	--

Year	G-GS	FG-A	Pct.	3FG-A	Pct.	FT-A	Pct.	Pts.	Avg.	Reb.	Avg.	PF-D	Ast.	TO	Blk.	Stl.
------	------	------	------	-------	------	------	------	------	------	------	------	------	------	----	------	------

23. Elton Tuttle (1,303 points)

1951-52	24	69-265	.263	—	—	123-178	.691	261	10.9	—	—	—	—	—	—	—
1952-53	25	141	—	—	—	187-268	.698	469	18.8	—	—	—	—	—	—	—
1953-54	31	179	—	—	—	215-313	.686	573	18.5	—	—	—	—	—	—	—
Totals	80	389	—	—	—	525-759	.692	1,303	16.3	—	—	—	—	—	—	—

24. Marcus Zegarowski (1,293 points)

2018-19	32-16	112-247	.453	60-141	.426	50-65	.769	334	10.4	101	3.2	61-0	108	58	1	30
2019-20	31-30	182-373	.488	75-177	.424	61-80	.763	500	16.1	117	3.8	61-0	156	80	3	34
2020-21	29-29	162-349	.464	80-190	.421	55-70	.786	459	15.8	105	3.6	55-1	125	62	2	37
Totals	92-75	456-969	.471	215-508	.423	166-215	.772	1,293	14.1	323	3.5	177-1	389	200	6	101

25. Marcus Foster (1,292 points)

2016-17	35-35	245-532	.461	73-214	.341	75-107	.701	638	18.2	101	2.9	69-0	84	78	2	21
2017-18	33-33	246-509	.483	95-230	.413	67-90	.744	654	19.8	129	3.9	56-0	89	71	4	34
Totals	68-68	491-1,041	.472	168-444	.378	142-197	.721	1,292	19.0	230	3.4	125-0	173	149	6	55

26. Bob Gibson (1,272 points)

1954-55	19	130	—	—	—	135-185	.729	395	20.5	—	—	—	—	—	—	—
1955-56	23	172-468	.368	—	—	162-219	.739	506	22.0	—	—	—	—	—	—	—
1956-57	21	125-372	.336	—	—	121-171	.708	371	17.7	—	—	—	—	—	—	—
Totals	63	427	—	—	—	418-575	.727	1,272	20.2	—	—	—	—	—	—	—

27. Wally Anderzunas (1,267 points)

1965-66	26	154-383	.402	—	—	75-100	.750	383	14.7	—	—	—	—	—	—	—
1966-67	21	147-378	.389	—	—	32-48	.667	326	15.5	—	—	—	—	—	—	—
1968-69	26	249-584	.426	—	—	60-86	.698	558	21.5	—	—	—	—	—	—	—
Totals	73	550-1,345	.409	—	—	167-234	.714	1,267	17.2	—	—	—	—	—	—	—

28. Gary Swain (1,254 points)

1983-84	31-6	74-155	.477	—	—	27-37	.730	175	5.6	62	2.0	45-0	55	64	0	42
1984-85	32-32	114-229	.498	—	—	35-44	.795	263	8.2	65	2.0	56-1	102	85	2	37
1985-86	27-27	139-328	.424	—	—	54-72	.750	332	12.3	82	3.0	45-0	66	72	6	40
1986-87	28-28	187-415	.451	68-174	.391	42-56	.750	484	17.3	119	4.3	57-0	69	50	1	42
Totals	118-93	517-1,127	.459	68-174	.391	158-209	.756	1,254	10.6	328	2.8	203-1	292	271	8	161

29. Ty-Shon Alexander (1,241 points)

2017-18	33-1	61-146	.418	32-96	.333	29-41	.707	183	5.5	69	2.1	31-1	58	41	4	9
2018-19	34-34	176-433	.406	97-266	.365	85-107	.794	534	15.7	135	4.0	70-0	92	69	10	41
2019-20	31-31	163-378	.431	81-203	.399	117-136	.860	524	16.9	156	5.0	53-0	72	42	8	41
Totals	98-66	400-957	.418	210-565	.372	231-284	.813	1,241	12.7	360	3.7	154-1	222	152	22	91

30. Ben Walker (1,238 points)

1997-98	28-24	57-143	.399	11-27	.407	32-63	.508	157	5.6	118	4.2	62-2	45	51	3	35
1998-99	31-30	100-210	.476	29-64	.453	63-99	.636	292	9.4	151	4.9	69-1	76	73	3	43
1999-00	33-33	138-300	.460	36-77	.468	85-120	.708	397	12.0	207	6.3	68-1	93	74	0	34
2000-01	32-32	135-332	.407	24-94	.255	98-131	.748	392	12.3	201	6.3	64-1	74	54	2	36
Totals	124-119	430-985	.437	100-262	.382	278-413	.673	1,238	10.0	677	5.5	263-5	288	252	8	148

31. Ray Yost (1,196 points)

1951-52	24	94-274	.343	—	—	63-110	.573	251	10.5	—	—	—	—	—	—	—
1952-53	25	112	—	—	—	105	—	329	13.2	—	—	—	—	—	—	—
1953-54	31	219	—	—	—	178-243	.733	616	19.9	—	—	—	—	—	—	—
Totals	80	425	—	—	—	346	—	1,196	14.9	—	—	—	—	—	—	—

1,000 Point Scorers



Dick Harvey 1956-60 1,172 points	Ethan Wragge 2009-14 1,155 points	Dane Watts 2004-08 1,152 points	Khyri Thomas 2015-18 1,140 points	Baylor Scheierman 2022-24 1,119 points	Kenny Evans 1982-87 1,116 points	Doug Brookins 1972-75 1,115 points	Daryl Stovall 1978-82 1,115 points
---	--	--	--	---	---	---	---

Year	G-GS	FG-A	Pct.	3FG-A	Pct.	FT-A	Pct.	Pts.	Avg.	Reb.	Avg.	PF-D	Ast.	TO	Blk.	Stl.
------	------	------	------	-------	------	------	------	------	------	------	------	------	------	----	------	------

32. Dick Harvey (1,172 points)

1956-57	21	56-158	.354	—	—	51-80	.638	163	7.8	—	—	—	—	—	—	—
1957-58	22	82-214	.383	—	—	64-96	.667	228	10.4	—	—	—	—	—	—	—
1958-59	21	107-233	.459	—	—	82-125	.656	296	14.1	—	—	—	—	—	—	—
1959-60	24	166-404	.411	—	—	153-204	.750	485	20.2	—	—	—	—	—	—	—
Totals	88	411-1,009	.407	—	—	350-505	.693	1,172	13.3	—	—	—	—	—	—	—

33. Ethan Wragge (1,155 points)

2009-10	34-7	75-170	.441	68-157	.433	18-21	.857	236	6.9	81	2.4	78-0	15	21	6	8
2010-11	9-0	15-40	.375	12-34	.353	6-6	1.000	48	5.3	24	2.7	8-0	3	3	0	2
2011-12	35-0	74-177	.418	66-161	.410	16-19	.842	230	6.6	95	2.7	57-0	13	13	6	11
2012-13	36-0	84-187	.449	78-175	.446	30-32	.938	276	7.7	94	2.6	62-0	14	12	6	11
2013-14	35-28	112-242	.463	110-234	.470	31-38	.816	365	10.4	138	3.9	92-2	27	20	4	15
Totals	149-35	360-816	.441	334-761	.439	101-116	.871	1,155	7.8	432	2.9	297-2	72	69	22	47

34. Dane Watts (1,152 points)

2004-05	34-23	80-177	.452	28-80	.350	46-57	.807	234	6.9	101	3.0	77-1	8	22	8	15
2005-06	30-30	83-179	.464	29-80	.363	25-55	.455	220	7.3	161	5.4	66-0	25	43	7	17
2006-07	33-33	107-251	.426	53-138	.384	59-83	.711	326	9.9	212	6.4	91-1	30	42	9	22
2007-08	33-33	127-238	.534	34-80	.425	84-117	.718	372	11.3	212	6.4	92-4	34	57	30	18
Totals	130-119	397-845	.470	144-378	.381	214-312	.686	1,152	8.9	686	5.3	326-6	97	164	54	72

35. Khyri Thomas (1,140 points)

2015-16	34-28	82-174	.471	23-55	.418	25-48	.521	212	6.2	125	3.7	63-1	46	37	3	33
2016-17	35-35	163-323	.505	46-117	.393	59-77	.766	431	12.3	202	5.8	55-0	117	70	15	52
2017-18	33-33	184-342	.538	62-151	.411	67-85	.788	497	15.1	144	4.4	62-0	92	59	8	56
Totals	102-96	429-839	.511	131-323	.406	151-210	.719	1,140	11.2	471	4.6	180-1	255	166	26	141

36. Baylor Scheierman (1,119 points)

2022-23	37-37	161-380	.424	87-239	.364	63-75	.840	472	12.8	306	8.3	78-1	122	80	9	38
2023-24	35-35	219-489	.448	110-289	.381	99-113	.876	647	18.5	315	9.0	58-0	138	78	5	32
Totals	72-72	380-869	.437	197-528	.373	162-188	.862	1,119	15.5	621	8.6	136-1	260	158	14	70

37. Kenny Evans (1,116 points)

1982-83	24-0	16-57	.281	1-6	.167	23-31	.742	56	2.3	34	1.4	24-1	23	23	3	9
1983-84	29-21	61-177	.345	—	—	91-115	.791	213	7.3	88	3.0	70-2	63	71	2	26
1984-85	4-0	13-24	.542	—	—	9-13	.692	35	8.8	8	2.0	9-1	11	7	0	7
1985-86	25-25	144-302	.477	—	—	104-132	.788	392	15.7	212	8.5	84-6	62	78	5	30
1986-87	26-25	156-347	.450	15-43	.349	93-145	.641	420	16.2	191	7.3	88-8	42	73	5	30
Totals	108-71	390-907	.430	16-49	.327	320-436	.734	1,116	10.3	533	4.9	275-18	201	252	15	92

Tie-38. Doug Brookins (1,115 points)

1972-73	26	115-250	.460	—	—	37-59	.627	267	10.3	124	4.8	68-2	23	47	—	—
1973-74	29	175-347	.504	—	—	56-77	.727	406	14.0	200	6.9	55-0	50	53	—	—
1974-75	27	172-389	.442	—	—	98-111	.882	442	16.3	193	7.1	64-2	52	49	—	—
Totals	82	462-986	.469	—	—	191-247	.773	1,115	13.6	517	6.3	187-4	125	149	—	—

Tie-38. Daryl Stovall (1,115 points)

1978-79	18-0	13-38	.342	—	—	6-8	.750	32	1.8	22	1.2	16-1	7	4	—	—
1979-80	28-28	134-260	.515	—	—	48-67	.716	316	11.3	83	3.0	65-1	58	42	13	39
1980-81	30-30	143-293	.488	—	—	61-87	.701	347	11.6	101	3.4	57-0	59	67	9	40
1981-82	27-27	170-330	.515	—	—	80-113	.708	420	15.6	154	5.7	72-1	49	67	14	37
Totals	103-85	460-921	.499	—	—	195-275	.709	1,115	10.8	360	3.5	210-3	173	180	36	116

1,000 Point Scorers



Tim Powers
1964-67
1,093 points




Reggie Morris
1982-86
1,050 points



Johnny Mathies
2003-06
1,031 points



P'Allen Stinnett
2007-10
1,024 points



Rod Mason
1986-88
1,023 points



Austin Chatman
2011-15
1,013 points



Gregory Echenique
2010-13
1,006 points



Anthony Tolliver
2003-07
1,004 points

Year	G-GS	FG-A	Pct.	3FG-A	Pct.	FT-A	Pct.	Pts.	Avg.	Reb.	Avg.	PF-D	Ast.	TO	Blk.	Stl.
------	------	------	------	-------	------	------	------	------	------	------	------	------	------	----	------	------

40. Tim Powers (1,093 points)

1964-65	23	127-347	.367	—	—	35-58	.603	289	12.6	243	10.6	61-3	—	—	—	—
1965-66	26	232-457	.508	—	—	95-122	.779	559	21.5	290	11.2	72-3	—	—	—	—
1966-67	14	97-235	.413	—	—	51-71	.718	245	17.5	141	10.1	33-1	—	—	—	—
Totals	63	456-1,039	.439	—	—	181-251	.721	1,093	17.3	674	10.7	166-7	—	—	—	—

41. Reggie Morris (1,050 points)

1982-83	24-6	60-141	.426	11-24	.458	26-36	.722	157	6.5	30	1.2	50-1	16	34	1	22
1983-84	31-25	93-207	.449	—	—	23-33	.697	209	6.7	41	1.3	67-4	46	35	3	30
1984-85	32-15	137-284	.482	—	—	19-24	.792	293	9.2	56	1.8	62-2	40	43	2	40
1985-86	28-28	182-394	.462	—	—	27-39	.692	391	14.0	87	3.1	72-1	67	36	2	37
Totals	115-74	472-1,026	.460	11-24	.458	95-132	.720	1,050	9.1	214	1.8	251-8	169	148	8	129

42. Johnny Mathies (1,031 points)

2003-04	29-21	67-169	.396	24-66	.364	68-93	.731	226	7.8	45	1.6	79-2	53	44	1	41
2004-05	34-23	126-267	.472	43-100	.430	105-134	.784	400	11.8	9	2.8	90-3	73	64	6	59
2005-06	30-30	121-316	.383	56-160	.350	107-140	.764	405	13.5	104	3.5	80-3	81	84	3	57
Totals	93-74	314-752	.418	123-326	.377	280-367	.763	1,031	11.1	243	2.6	249-8	207	192	10	157

43. P'Allen Stinnett (1,024 points)

2007-08	33-18	145-320	.453	38-120	.317	88-112	.786	416	12.6	111	3.4	85-3	60	82	9	53
2008-09	34-31	139-313	.444	43-135	.319	104-140	.743	425	12.5	98	2.9	71-0	62	67	3	48
2009-10	20-15	66-163	.405	21-74	.284	30-43	.698	183	9.2	71	3.6	46-1	49	49	4	19
Totals	87-64	350-796	.440	102-329	.310	222-295	.753	1,024	11.8	280	3.2	202-4	171	198	16	120

44. Rod Mason (1,023 points)

1986-87	28-27	125-269	.465	56-124	.452	66-86	.767	372	13.3	103	3.7	84-3	83	63	1	20
1987-88	32-32	229-469	.488	76-175	.434	117-153	.765	651	20.3	141	4.4	77-3	109	84	7	51
Totals	60-59	354-738	.480	132-299	.441	183-239	.766	1,023	17.1	244	4.1	161-6	192	147	8	71

45. Austin Chatman (1,013 points)

2011-12	35-0	26-71	.366	6-16	.375	25-33	.758	83	2.4	39	1.1	50-1	67	41	1	12
2012-13	36-36	90-233	.386	35-83	.422	52-65	.800	267	7.4	93	2.6	62-1	150	76	0	30
2013-14	35-35	90-212	.425	35-90	.389	67-89	.753	282	8.1	120	3.4	78-2	155	60	1	18
2014-15	33-33	117-316	.370	45-145	.310	102-126	.810	381	11.5	114	3.5	59-0	121	67	2	16
Totals	139-104	323-832	.388	121-334	.362	246-313	.786	1,013	7.3	366	2.6	249-4	493	244	4	76

46. Gregory Echenique (1,006 points)

2010-11	30-24	106-174	.609	0-0	---	104-148	.703	316	10.5	175	5.8	71-2	25	60	55	11
2011-12	35-35	130-214	.607	0-0	---	81-121	.669	341	9.7	255	7.3	77-1	22	54	57	13
2012-13	36-36	138-210	.657	0-0	---	73-113	.646	349	9.7	239	6.6	93-2	15	48	62	20
Totals	101-95	374-598	.625	0-0	---	258-382	.675	1,006	10.0	669	6.6	241-5	62	162	174	44

47. Anthony Tolliver (1,004 points)

2003-04	27-0	10-25	.400	0-6	.000	2-9	.222	22	0.8	34	1.3	18-0	7	9	8	5
2004-05	34-30	52-124	.419	1-1	1.000	37-64	.578	142	4.2	149	4.4	88-4	21	34	24	18
2005-06	30-30	134-260	.515	16-37	.432	113-150	.753	397	13.2	200	6.7	79-2	43	58	47	30
2006-07	33-33	158-312	.506	4-19	.211	123-187	.658	443	13.4	220	6.7	102-4	64	67	57	24
Totals	124-93	354-721	.491	21-63	.333	275-410	.671	1,004	8.1	603	4.9	287-10	135	168	136	77

All-Time Roster

Name	Years	GP	Pts.	Reb.
Ackerman, Tad	1994-96	55	538	168
Adley, S. Patrick	1956-60	38	82	—
Albert, Malik	2015-16	27	70	28
Alexander, Trey	2021-24	107	1,376	488
Alexander, Ty-Shon	2017-20	98	1,241	360
Amos, Mike	1991-93	54	529	309
Anderson, Tom	1972-75	69	268	85
Anderzunas, Wally	1965-67, 1968-69	73	1,267	696
Andronikashvili, Rati	2020-22	33	58	34
Angner, Brett	1999-01	32	51	13
Apke, Rick	1974-78	109	1,682	709
Apke, Tom	1962-65	78	605	352
Artino, Will	2011-15	135	620	422
Ashford, Darryl	2009-11	72	418	225
Ashworth, Steven	2023-Pres.	35	390	116
Aspen, Mike	1968-69	8	6	2



Will Artino (2011-15)

Babcock, Jerry	1965-68	37	149	183
Bahe, Nick	2006-08	66	292	153
Bain, Derek	1990-92	28	38	21
Bakos, Jim	1961-64	58	342	296
Balen, Brendon	1967-69	10	4	3
Ball, Tony	1988-90	61	159	93
Ballock, Mitch	2017-21	130	1,304	513
Baptiste, Cyril	1969-71	48	939	551
Baptiste, Leroy	1970-71	10	4	10
Barnes, Don R.	1937-38	—	—	—
Barry, Don	1958-59	7	3	—
Bates, Cliff	1997-99	43	96	43
Bates, Richard	1979-83	69	478	276
Bauer, Bill	1945-46, 1950-52	23	175	—
Baugh, Landreth	1982-83, 1984-85	58	201	215
Bazelides, Phil	1968-71	51	167	81
Bedford, Clinton Jr.	1960-62	10	50	60
Beem, Sam M.	1936-37	—	—	—
Beha, Joseph	1925-28	20	38	—
Beisser, Ed	1940-43	67	654	—
Belford, Tom	1945-46, 1947-49	21	125	—
Bell, Troy	1988-90	61	252	201
Benjamin, Benoit	1982-85	89	1,575	1005
Bergman, Joe	1968-71	64	565	376
Bergman, Steve	1969-70	4	3	3
Berigan, John	1979-82	19	7	9
Berry, Jim	1955-59	88	921	40
Berry, Thomas	1917-18, 1919-22	—	—	—
Bey, Jason	1991-95	99	151	200
Bien, Alex	1994-95	1	2	1
Binder, Chester R.	1930-33	—	—	—
Bishop, Christian	2018-21	90	724	420
Bishop, Dominic	2005-06	29	75	35
Blackwell, Tim	2003-04	3	9	2
Bland, Russell D.	1974-75	—	—	—
Bobik, Ralph	1971-74	82	863	390
Bock, Andrew	2009-10	21	44	16
Boedeker, William F.	1949-51	—	—	—
Bokmueller, Matt	1935-36	3	0	—
Borak, Fred	1935-36	6	2	—
Bova, John	1967-68	14	18	9
Bowden, DeAnthony	2001-03	66	381	147
Boyce, Willie	1965-67	50	469	193
Brandon, Corie	1997-99	59	425	157
Brandon, Gregory	1982-84	57	794	508
Brandt, Aaron	2007-08	9	12	7
Bresnahan, Dennis Jr.	1969-71	47	525	324
Bresnahan, Dan	2001-03	22	9	19
Bresnahan, Joe	1979-83	70	179	152
Bresnahan, Pat	1969-71	27	93	64
Brick, Edmond	1933-36	11	17	—
Brookings, Doug	1972-75	82	1,115	517
Brooks, Devin	2013-15	67	478	288
Brown, Albert	1924-27	20	128	—
Brown, Charlie	1963-65	52	560	131
Brummer, Don	1955-58	63	304	80
Budde, Jevin	2000-01	5	9	3
Buford, Rodney	1995-99	118	2,116	716
Burdick, Barney	1941-43	17	25	—
Busch, George	1934-37	19	107	—
Butler, Charles	1972-75	71	623	247
Butrym, Bill	1975-76, 1977-79	22	34	26

Name	Years	GP	Pts.	Reb.
Callaghan, John	1960-63	42	100	70
Canfield, Jett	2019-21	36	18	7
Cannon, Tom	1945-46	5	2	—
Caro, Ismael	2000-02	63	197	88
Carter, Justin	2008-10	66	584	392
Caruso, Mike	1968-71	76	834	173
Case, Delbert V.	1938-39	—	—	—
Cashaw, Connor	2018-19	33	69	62
Caveny, Jerry	1945-47	21	261	—
Chamberlain, Brian	1992-93	23	55	40
Chapman, Jack	1957-60	56	347	—
Chatman, Austin	2011-15	139	1,013	366
Chestnut, Chris	1995-98	60	326	97
Christofilis, John	2021-23	13	7	4
Claus, Zac	1993-94	7	1	1
Clausen, Dan	1977-79	15	17	24
Clayman, Albert	1947-48	—	—	—
Clement, Tyler	2014-18	108	155	82
Cole, Duan	1987-92	124	1,361	293
Cole, Eddie	1951-55	99	1,437	—
Collin, Conrad	1931-34	—	—	—
Collin, Jim	1961-62	4	0	2
Comcowich, William J.	1951-52	—	—	—
Condon, James R.	1918-21	—	—	—
Connealy, Gabriel	2014-15	10	4	6
Connolly, Jack	1926-27	—	—	—
Conway, James	1924-26	15	13	—
Corcoran, Bart	1927-30	19	95	—
Corenman, Sidney	1923-25, 1926-27	—	—	—
Crutcher, Randall	1993-97	105	893	548
Cummings, Richard M.	1955-56	—	—	—
Curtis, Francis	1981-82	4	6	1
Custer, Frank	1918-19	—	—	—

Dabbert, Joe	2000-04	127	685	372
Dahl, Kenneth	1957-58	2	0	—
Dantzler, Eric	1991-92	28	175	107
Darcy, Brian	1986-87	22	41	37
Davenport, Donald	1993-95	49	186	171
Davis, Devin	2020-23	24	5	2
Davis, Fred	1929-32	10	14	—
Day, Jeffrey	2004-06	64	293	226
de la Vega, Dick	1942-43	12	6	—
Deren, Brody	2001-04	95	883	529
Devine, John J.	1926-27	—	—	—
Dexter, Bill	1952-53	—	—	—
Diesing, Gordon	1925-28	19	108	—
Dileo, Frank Jr.	1966-68	31	88	31
Dineen, Thomas	1941-42	—	—	—
Dingman, Avery	2011-15	134	462	267
Dinkins, Paul	1974-78	30	49	16
Donahue, James E.	1947-49	—	—	—
Domberger, Raymond G.	1932-33	—	—	—
Dorwart, Matthew	2009-12	28	11	8
Dorwart, Tom	1920-21	—	—	—
Dotzler, Josh	2005-09	117	422	182
Dotzler, Josiah	2023-24	19	25	7
Dowling, Tom	1959-62	67	340	221
Duffy, Robert P.	1947-49	—	—	—
Dugan, Gerald C.	1930-31	—	—	—

Name	Years	GP	Pts.	Reb.
Eckker, Randy	1974-78	89	421	189
Echenique, Gregory	2010-13	101	1,006	669
Edwards, Renard	1983-87	79	327	132
Eickholt, Bob	1960-63	23	40	30
Eisner, Todd	1986-91	98	502	218
Ellefson, Gene	1970-73	76	519	224
Engelbretson, Emil	1933-36	—	—	—
Engelbretson, Norman	1939-41, 1946-47	14	15	—
Engelbretson, Roy	1936-39	19	181	—
Epperson, Jacob	2017-21	37	135	77
Evans, Gilbert	1946-47	—	—	—
Evans, Kenny	1982-87	108	1,116	533
Everett, Greg	1990-91	10	0	4

Farabello, Francisco	2022-24	69	236	116
Farmer, Jule E.	1957-58	—	—	—
Farr, James	1987-89	61	754	191
Feazell, KeyShawn	2021-22	35	107	81
Ferrarini, Ross	2010-12	24	17	6
Ferrarini, Steven	2013-14	7	7	1
Fesko, Paul	1969-71	23	27	33
Finklea, David	2002-04	17	10	7
Fitzgerald, Neal	1991-92	6	5	2
Fitzgerald, Robert	1939-41	17	24	—
Flanery, Jim	1986-87	8	0	5
Flecky, Ernie	1945-46, 1947-48	18	25	—
Fleming, Don	1938-41	22	154	—
Fletcher, Francis	1982-83	11	8	15
Fogarty, Hugh	1925-28	15	15	—
Fogarty, Bill	1952-53	—	—	—
Forberg, Charles	1954-56	24	67	0
Forehand, Harry	1961-64	60	204	81
Foster, Marcus	2016-18	68	1,292	230
Froling, Samson	2018-19	30	107	58
Frost, Jim	1960-61	9	17	19
Funk, Nate	2002-07	135	1,754	446

Gakou, Manny	2005-07	45	43	35
Gallagher, Chad	1987-91	124	1,983	891
Galles, Joseph F.	1955-56	—	—	—
Geller, Dylan	1992-93	3	0	0
Geyer, Todd	1989-91	14	6	4
Gibbs, Grant	2011-14	100	759	402
Gibson, Bob	1954-57	63	1,272	174
Gibson, Ward	1942-43, 1946-47	21	538	—
Gilchrist, Frank	1946-50	—	129	—
Giller	1920-21	—	—	—
Gillespie, Todd	1992-93	1	0	0
Gilmore III, Leon	2014-15	8	9	9
Goldberg, Rich	1984-85	16	11	9
Gollon, Frank	1952-55	47	71	—
Gradoville, Paul	1950-52	27	156	—
Gradoville, Robert L.	1946-47, 1948-50	—	—	—
Grady, John	1949-50	—	—	—
Green, Jasen	2022-Pres.	25	39	43
Green, John	1955-59	70	277	59
Grimes, Mike	2000-04	122	791	429
Grinnon, Adrian	1994-95	18	28	22
Gripado, Karlas	1983-85	60	119	94
Groselle, Geoffrey	2012-16	98	593	317
Groves, Wayne	1972-75	44	139	81

Haldeman, Gene	1939-42	46	308	—
Haley, J. Edward	1916-20	—	—	—
Haley, Richard	1922-24, 1925-26	18	34	—
Halligan, Denny	1990-94	74	305	130
Hanley, John J.	1935-36	18	32	—
Hanner, Ronald	1954-55	10	10	—
Hanrahan, Thomas L.	1950-51	—	—	—
Hanson, Zach	2013-17	109	525	254
Harmon, Gene	1971-74	82	1,369	498
Harrell Jr., Ronnie	2015-18	85	369	313
Harriman, Casey	2007-11	104	336	242
Hartmann, Dick	1958-60	46	673	—
Harstad, Bob	1987-91	128	2,110	1126
Harvey, Dick	1956-60	88	1,172	—
Harvey, Bill	1945-47	21	89	—
Haushalter, Bill	1959-60	14	24	—
Hawkins, Ryan	2021-22	35	482	272
Haynes, Justin	1996-01	124	441	199
Heaton, Jim	1952-53	—	—	—

All-Time Roster

Name	Years	GP	Pts.	Reb.
Hebenstreit, Frank Jr.	1941-43	19	10	—
Hebenstreit, Joseph O.	1946-47, 1948-49	—	—	—
Heck, Mike	1972-74	35	283	143
Heeke, Daryl	1973-76	55	297	190
Hegner, Toby	2014-18	131	824	446
Heinrich, Wayne	1971-72	18	38	28
Henderson, Quincy	2003-05	26	32	38
Hess, Harry	1941-42	10	6	—
Hext, Tom	1962-63	20	61	31
Heyden, Bill	1949-53	51	532	—
Hibma, Pierce	2004-08	120	304	179
Hickey, Dave	1966-69	64	693	171
Hillyard, Jason	1993-94	4	0	0
Hoden, LeRoy	1956-57	—	—	—
Hogan, Frank	1968-69	10	17	2
Hogan, Maurice R.	1947-48	—	—	—
Honz, Jim	1977-81	92	864	507
Houlihan, John	1965-67	13	52	16
House, Larry	2001-03	66	596	197
Howard, Dennis	2004-05	25	22	24
Hubbard, Ed	1957-60, 1961-62	72	328	125
Huff, Cole	2015-17	70	715	315
Huss, Alan	1997-01	94	297	175

Ilcisin, Jack	1966-69	63	405	176
---------------	---------	----	-----	-----

Jaco, Michael	1981-82	23	36	26
James, Loren	1962-64	49	409	255
Jansa, Clifford L.	1937-38	—	—	—
Jansa, Steve	1966-69	75	427	322
Jaquay, Arthur	1939-41	22	197	—
Jefferson, Damien	2018-21	87	814	438
Jensen, Werner P.	1927-30	19	117	—
Jimenez, Santos	1960-63	67	260	107
Johansen, Ed	1984-86	51	221	186
Johnson, Donnie	1997-00	51	307	149
Johnson, Dwight	1983-85	33	28	30
Johnson, John C.	1975-79	105	1,526	501
Johnson, Kevin	1988-89	15	10	4
Johnson, Mark	1983-84	6	5	2
Johnson, Michael A.	1979-82	79	410	156
Johnson, Mike	1987-88	31	123	87
Johnson, Neil	1964-66	33	556	397
Johnson, Nevin	2012-13	24	52	24
Johnson, Orlando "Chuckie"	1995-97	59	471	359
Jones, Antwann	2019-21	30	102	67
Jones, Clarence	1982-84	—	—	—
Jones, Josh	2009-13	108	538	151
Jones, Kelvin	2019-20	28	84	102
Jones, Mark	1979-83	79	226	74
Jones, Robert	1981-82	5	6	0
Joseph, Kaleb	2017-19	50	216	78

Kalkbrenner, Ryan	2020-Pres.	134	1,771	843
Kaluma, Arthur	2021-23	68	758	388
Kampf, Fred W.	1926-29	—	—	—
Kancleris, Modestas	2020-22	14	3	7
Karabatsos, Jim	1946-49	—	—	—
Karlikanovas, Nerijus	1998-00	56	458	168
Kearney, Charles V.	1917-21	—	—	—
Kelley, Asa S.	1937-40	—	—	—
Kelly, Daniel D.	1938-39	—	—	—
Kelly, Robert E.	1956-57	—	—	—
Kelling, Joe	2012-13	10	4	1
Kerschen, Jerry Jr.	1964-67	42	93	48



Creighton's 1917-18 team

Name	Years	GP	Pts.	Reb.
Ketterer, Jack	1967-70	72	273	114
Kiely, Arthur P.	1930-33	—	—	—
King, Fredrick	2022-Pres.	67	203	157
King, Nate	1993-95	51	665	406
Kirchner, Tom	1993-94	3	1	2
Kittleston, Marshall H.	1937-40	—	—	—
Klanderud, Douglas	1954-56	37	137	118
Klein, John	1997-01	74	61	73
Klem, Charles	1935-38	17	24	—
Klepser, Kenneth	1916-17	—	—	—
Klimisch, Bill	1955-56	22	78	69
Knowles, Don	1942-43, 1946-48	21	378	—
Knowles, James W.	1949-51	—	—	—
Knox, Sterling	2023-Pres.	—	—	—
Kobert, Robert W.	1937-38	—	—	—
Kockrow, Lester	1931-34	—	—	—
Kolder, Dan	1996-00	68	43	25
Komasinski, Bob	1951-54	74	335	—
Korver, Kaleb	2007-11	135	419	279
Korver, Kyle	1999-03	128	1,801	664
Koudele, John	1923-26	12	8	—
Krampelj, Martin	2015-19	90	800	483
Kreklow, Rick	2014-15	32	240	100
Kretz, Bob	1957-58	6	17	—
Krick, Leo	1932-33	—	—	—
Kucera, Bruce	1975-77	19	40	28
Kuehl, Kevin	1974-78	65	222	68

Lalich, Daniel	1934-35	—	—	—
Lalley, Gene	1942-43, 1946-48	21	238	—
Lane, Lew	1922-23	—	—	—
Langer, Ralph	1940-43	66	553	—
Larcher, Ed	1946-48	—	—	—
Lawson, Johnathan	2023-24	17	11	12
Lawson Jr., Kenny	2006-11	143	1313	762
LeBlance, Jerry	1971-72	20	84	77
Lewis, Al	1970-73	73	771	264
Lindeman, Michael	2000-04	123	682	352
Lindquist, Bill	1942-43	7	4	—
Lingle, John	1957-58	7	22	—
Liss, Lonnie	1954-55	1	0	—
Littlejohn, Ernest	1957-58	3	1	—
Lockett, Marcus	1994-96	46	212	61
Logan, Arthur	1919-20	—	—	—
Logan, Jim	1929-30	8	11	—
Loisel, Don	1952-53	—	—	—
Loisel, Joe	1940-43	44	311	—
Lomax, John	1933-36	18	130	—
Long, Brian	1973-76	23	24	15
Losch, Fred	1963-65	9	0	1
Loudermilk, Cartheze	1995-96	36	208	181
Lovely, Leonard F. "Jimmy"	1920-24	—	—	—
Lubsey, Colin	1992-93	4	0	0
Lucas, Jerry	1951-53	17	10	—
Luschen, Arnold A.	1916-17	—	—	—
Lustman, Samuel J.	1936-37	—	—	—
Lutes, Carl	1916-17	—	—	—
Lynch, Cy	1921-22	—	—	—
Lynch, Mike J.	1961-63	14	9	9
Lyons, Mike D.	1962-64	9	2	2

Madsen, Edward J.	1955-56	—	—	—
Maher, Jim	1955-58	54	143	40
Mahone, Jai	1978-80	55	165	85
Mahoney, Denzel	2018-21	51	626	190
Mahoney, Frank	1921-24	—	—	—
Manhart, Hugh	1953-55	16	38	—
Manigat, Jahenns	2010-14	145	900	328
Manning, Bill	1970-71	10	10	3
Martens, Bill	1957-58	12	11	—
Mason, Rod	1986-88	60	1,023	244
Massie, Jerry	1972-74	24	20	27
Mathiasen, Emmett	1941-42	18	11	—
Mathies, Johnny	2003-06	93	1,031	243
McAuliffe, Raymond J.	1946-47, 1949-50	—	—	—
McCabe, Eugene L.	1928-29	—	—	—
McClelland, Earl A.	1948-51	—	—	—
McConnell, Tim	1974-78	86	472	247

Name	Years	GP	Pts.	Reb.
McCracken, Gary	1985-86	12	3	3
McCracken, Glen	1985-86	5	0	0
McDermott, Doug	2010-14	145	3,150	1,088
McDermott, Leo	1930-31	—	—	—
McDonnel, Hugh	1926-27	—	—	—
McFarland, P.	1916-17	—	—	—
McGaughey, Reggie	1986-87	1	0	0
McGowan, John	1959-60	2	2	—
McGriff, Elton	1963-65	49	552	502
McIver, Donald	1934-37	19	75	—
McKenna, Kevin	1977-81	113	1,500	426
McKinney, Tyler	2001-05	110	570	222
McMahon, Dick	1956-60	80	621	—
McManamon, Pete	1960-63	72	568	369
Melchioris, Fred	1928-31	19	51	—
Merfeld, Andrew	2020-21	5	2	1
Mesmer, Jack	1955-57	27	38	37
Meyer, Bob	1951-54	54	426	—
Michael, Paul	1965-68	75	445	464
Miles, Bob	1963-66	71	559	137
Miles, Isacc	2006-07	33	200	69
Miliner, Kellen	2002-05	96	704	199
Millard, Chad	2007-10	82	186	149
Millard, Herb	1960-62	46	494	236
Miller, Francis (Ick)	1948-51	—	914	—
Miller, Mason	2021-Pres.	69	265	164
Miller, Robert W.	1931-34	—	—	—
Milliken, James	2014-16	66	637	155
Mintz, Davion	2016-20	97	637	241
Mirsky, Marc	1971-72	26	144	37
Mitchell, Shereef	2019-23	99	257	112
Mohr, Dave	1988-89	5	0	0
Moir, Vincent	1921-22	—	—	—
Molitor, Ed	1988-90	20	2	3
Monteen, Gerald	1935-39	17	86	—
Montgomery, Rodney E.	1947-48	—	—	—
Montgomery, William J.	1947-49	—	—	—
Moonan	1918-20	—	—	—
Moore, Art Jr.	1967-68	11	6	6
Moore, Marcus	1991-92	20	28	12
Moore, Vernon	1981-85	115	1,654	305
Morris, Reggie	1982-86	115	1,050	214
Morrison, Ty	2006-07	10	20	18
Morrow, George	1979-81	58	790	609
Moser, Porter	1986-90	107	469	133
Moss, Steven	1970-71	5	1	0
Motz, Jimmy	2001-06	108	471	187
Mower, Roger A.	1965-67	—	—	—
Moylan, John	1965-66	6	11	2
Muenster, Wayne	1955-58	31	84	40
Mulholland, Eddie	1917-20	—	—	—
Mulholland, J.	1920-21	—	—	—
Mullaney, John	1939-40	—	—	—
Mullin, Ed	1951-54	65	122	—
Mulvaney, Brian	1976-77	6	8	0
Munden, Elmer	1940-43	20	11	—
Mungin, Kevin	1995-98	86	272	171
Myers, Herman E., Jr.	1946-47	—	—	—

Nelson, Floyd	1935-36	6	7	—
Nembhard, Ryan	2021-23	64	753	232
Nengsu, Brice	2005-07	45	71	62
Newell, Jerry	1974-77	32	42	19
Nolan, Dick	1940-43	49	305	—
Noyes, Duane	1940-42	15	4	—
Nygaard, Bill	1986-88	47	130	127

O'Brien, Zibby	1925-26	5	4	—
O'Connell, Alex	2020-22	59	494	239
O'Connor, Jerry	1953-54	—	14	—
O'Dell, Robert Lyle	1954-56	35	430	126
O'Dowd, Bill	1987-91	75	70	96
Officer, Chuck	1960-62, 1963-64	80	994	392
Oginni, Mogboluwaga	2012-15	30	15	14
O'Leary, Michael	1932-35	—	—	—
Olk, Meryln	1952-53	—	—	—
Olsen, Alex	2012-14	30	18	8
Osmani, Sami	2020-Pres.	28	15	15
Ourada, Jason	1996-99	18	3	6

All-Time Roster

Name	Years	GP	Pts.	Reb.
Paben, Lawrence J.	1930-32	—	—	—
Pace, Gene	1968-69	14	20	15
Paras, Kobe	2016-17	15	20	15
Parish, George	1916-17	—	—	—
Pattée, James J.	1942-43	4	0	—
Patton, Justin	2016-17	35	453	218
Paynter, Floyd L.	1921-23	—	—	—
Peckaitis, John J.	1921-22	—	—	—
Pederson, Dave	1950-52, 1953-54	52	151	—
Pederson, Donald L.	1951-52	—	—	—
Pederson, Jack	1934-35	—	—	—
Peterson, Chris	1978-80	49	202	51
Peterson, Jack	1952-54	12	44	—
Petty, Matt	1989-93	85	851	241
Pexa, Edward	1934-35	—	—	—
Pfalmer, Bill	1963-65	16	12	8
Pieper, Leo H.	1930-31	—	—	—
Pietro, James "Bimbo"	1971-74	57	108	45
Platz, Roy R.	1916-18	—	—	—
Plautz, Darin	1989-91	64	467	258
Pohl, Louis	1925-26	14	35	—
Pointer, Fritz	1963-66	78	965	500
Pomeroy, Mike	1986-88	37	95	95
Porter, Nick	2005-07	63	642	333
Portman, Bob	1966-69	76	1,876	979
Potter, Tom	1963-64	15	32	11
Powell	1921-22	—	—	—
Powers, Tim	1964-67	63	1,093	674
Pratt, Maurice F.	1934-35	—	—	—
Preston, Jack	1934-35	—	—	—
Prien, Ron	1968-69	2	0	0
Pruitt, Tony	1980-82	45	321	63
Pugh, Tim	1964-67	12	28	22
Putnam, John P.	1955-56	—	—	—
Pyfrom, Livan	1999-01	64	302	167
Rademacher, Dick	1953-54	—	2	—
Radtke, Don	1942-43	5	4	—
Rasmussen, Dennis	1977-80	68	347	141
Ray	1918-19	—	—	—
Reid, Adam	1994-97	77	250	217
Remmer, Jermond	1994-95	13	13	12
Reynolds, Lee	1934-36	7	0	—
Rich, Harry	1932-33	—	—	—
Ritter, Varro	1940-41	5	2	—
Roach, F. Vinson	1937-40	—	—	—
Robbins, Jack W.	1950-51	—	—	—
Robino, Concetto J.	1937-39	—	—	—
Rodgers, Chris	1987-92	76	194	107
Roggenburk, Matt	1986-90	116	876	301
Roh, Roman	1936-39	—	290	—
Rosenquist, Roger	1956-57	13	54	—
Ross, Kevin	1978-82	104	440	261
Runnels, Wayne	2009-11	73	262	211
Ryan, Frank	1923-26	18	100	—
Ryan, Jack	1925-27	5	0	—
St. Fleur, Edward	1995-97	59	582	171
Salen, Bob	1942-43, 1946-47	20	164	—
Salerno, Sebastian (Subby)	1945-49	21	114	—
Scheidegger, Steve	1989-90	6	7	4
Scheierman, Baylor	2022-24	72	1,119	621
Schmidt, Willard T.	1931-34	—	—	—
Scrutchens, Robert	1974-77	80	908	179
Scurry, Jordan	2016-20	58	58	23
Seaberg, Marshall	1937-38	—	—	—
Sears, Ryan	1997-01	124	1,309	393
Sebastian, Derek	2009-12	25	12	7
Seib, Leo J.	1938-40	—	—	—
Serr, E.	1918-19	—	—	—
Sexton, Jimmy	1994-95	22	63	32
Shaw, Richard	1936-39	—	280	—
Sheam, Don	1939-42	40	40	—
Sheridan, Jim	1929-31	8	5	—
Shockey, Richard	1950-51	—	—	—
Shtolzberg, Ben	2022-23	17	25	15
Silas, Paul	1961-64	81	1,661	1,751
Silvestrini, Carl	1959-62	62	404	290
Simon, Dan	1954-57	60	427	133

Name	Years	GP	Pts.	Reb.
Sims, Brandon	2002-03	13	36	8
Singleton, Jason	1992-94	48	388	146
Sitzmann, Dustin	2005-09	40	16	8
Skoda, Ronald T.	1931-34	—	—	—
Smet, Merrill	1962-65	44	104	82
Smith, Cornell	1973-77	96	931	579
Smith, Keith	1982-86	66	155	168
Smith, Richie	1971-74	80	237	79
Smith, Steve	2004-06	7	5	6
Speicher, Joseph H.	1922-25	—	—	—
Spethman, Edward C.	1949-50	—	—	—
Spethman, Gerald	1954-55	15	33	—
Spittler, Victor E.	1916-18, 1919-20	—	—	—
Stanek, Fritz	1953-54	—	1	—
Statz, Joseph F.	1951-52	—	—	—
Steele, Rick	1993-94	27	156	46
Stefaniak, Ted	1984-87	36	36	35
Stephens, Nate	1969-70	20	144	164
Stessman, Clarence	1957-58	10	26	—
Stewart, Marlon	2015-16	13	7	3
Stinnett, P'Allen	2007-10	87	1,024	280
Stivins, Alex	1980-82	55	408	309
Stormberg, Taylor	2010-13	53	18	10
Stovall, Daryl R.	1978-82	103	915	360
Suarez, Manny	2017-18	24	73	62
Sullivan, Glen	1954-56	17	52	0
Swain, Gary	1983-87	118	1,254	328
Swassing, Jim	1960-62	14	12	15
Swenson, Doug	1997-99	59	683	282
Talbot, Joseph L.	1937-38	—	—	—
Tapella, Lou	1964-65	8	2	1
Taylor, Charles F.	1947-48	—	—	—
Taylor, John	1969-71	50	477	95
Taylor, Terrell	1999-02	97	979	258
Temaat, Sylvester	1955-56	1	2	0
Templeman, Joel	1994-98	108	285	309
Terek, Dave	1972-73	15	34	22
Tevlin, Harry R.	1916-17	—	—	—
Thomas, Claude	1959-61	14	25	1
Thomas, Khyri	2015-18	102	1,140	471
Thomas, Shane	2023-Pres.	—	—	—
Thornton, Dan	1968-70	40	85	93
Thornton, Pat	1951-54	18	10	—
Thynne, James	1940-41	10	14	—
Timm, Bob	1941-42	4	2	—
Timmermier, Clarence R.	1939-40	—	—	—
Tobin, John	1949-52	9	3	—
Tolen, John	1930-31	—	—	—
Tolliver, Anthony	2003-07	124	1,004	603
Townley-Thomas, Josh	2023-Pres.	—	—	—
Traudt, Isaac	2023-Pres.	31	89	38
Trautman, Harry G.	1926-27, 1928-29	—	—	—
Trautman, John A.	1921-25	—	—	—
Trautman, Louis	1926-27, 1928-30	19	69	—
Trieschman, Paul	1977-81	84	298	130
Trish, Douglas	1934-37	19	96	—
Tucker, Andre	1991-94	78	454	288
Turek, Richard J.	1949-51	—	—	—
Tuttle, Elton M.	1951-54	80	1,303	—
Van Ackeren, Maurice E.	1929-32	19	156	—
Van Berkum, Jacob	1938-40	—	—	—
Vanderheydt, Jerry	1990-94	89	739	376
Vandiver, Howard A.	1916-21	—	—	—
Van Zeeland, Bob	1956-59, 1960-61	87	633	61
Vice, Brock	2023-24	—	—	—
Wagner, John (Larry)	1960-63	74	633	215
Walker, Ben	1997-01	124	1,238	677
Walker, Eric	1991-92	1	2	2
Walker, Kenton	2007-09	64	239	194
Walker, Robert S.	1967-68	—	—	—
Walker, Steve	1962-63	4	0	2
Walter, Bob	1967-68	4	0	0
Warhaftig, Jay	1964-65	7	68	13
Warin, Emmet	1929-31	8	4	—
Warin, Leo	1929-31	4	0	—
Watts, Dane	2004-08	130	1,152	686

Name	Years	GP	Pts.	Reb.
Watts, John	1968-69	14	41	68
Watson Jr., Maurice	2015-17	54	737	168
Wauer, Ron	1959-60	15	65	—
Weiner, Louis I.	1930-32	—	—	—
Weinerth, Robert M.	1955-56	—	—	—
Wesely, David	1975-79	106	967	666
West, Matt	1996-00	106	502	218
Wharton, Troy	1993-97	107	495	176
Whetstone, Jamie	1985-86	19	47	28
Whyte, Thomas C.	1948-49	—	—	—
Wiedenfeld, John F.	1946-47	—	—	—
Wiedenfeld, Dick	1946-48	—	102	—
Wiegert, Erich	1968-70	6	4	5
Wiesner, Anthony A.	1931-33	—	—	—
Wiesner, Fred L.	1931-33	—	—	—
Wilberding, Larry	1960-61	5	21	11
Wilcox, Francis	1934-37	9	6	—
Williams, Johnnie	1990-91	11	10	2
Wilson, Eddie Thomas	1918-19	—	—	—
Wilson, Edward J.	1933-34	—	—	—
Winder, Al	1966-67	12	92	29
Windham, Jalen	2019-20	16	42	13
Wirskye, Bill	1984-85	20	33	29
Wise, Harold C.	1918-22	—	—	—
Witter, Cavel	2007-10	101	809	154
Wood, Wyville	1982-86	65	99	73
Woodfox, Booker	2007-09	67	853	158
Woods, Jerry E.	1956-57	—	—	—
Worley, Mike	1993-94	21	75	21
Worthing, William	1929-32	19	91	—
Wragge, Dave	1959-60	8	13	—
Wragge, Ethan	2009-14	149	1,155	432
Wrightsell, Latrell	1988-92	114	551	188
Wuebben, Ted	1971-74	82	889	677
Yates, Andre	2012-13	28	30	13
Yates, Zander	2021-23	11	17	6
Yost, Ray	1951-54	80	1,196	—
Young, Antoine	2008-12	142	1,342	257
Young, Evan	2022-23	9	5	0
Zegarowski, Marcus	2018-21	92	1,293	323
Zeil, Nic	1919-21	26	16	19
Zeman, Tony	1945-46	21	45	—
Zierden, Isaiah	2013-17	114	769	236
Ziesel, Eugene L.	1938-40	—	—	—
Ziesel, William A.	1936-38	—	—	—
Zuercher, Robert A.	1934-35	—	—	—

The records prior to the 1960-61 season are not complete for each year and the numbers reflect only those available.



Daryl Stovall (1978-82)

Annual Leaders

Points				Rebounds				Assists			
Year	Player	Pts.	Avg.	Year	Player	Reb.	Avg.	Year	Player	Ast.	Avg.
'23-24	Baylor Scheierman	647	18.5	'80-81	Kevin McKenna	474	15.8	'71-72	Ted Wuebben	255	9.8
'22-23	Ryan Kalkbrenner	541	15.9	'79-80	Kevin McKenna	463	16.5	'70-71	Cyril Baptiste	270	11.2
'21-22	Ryan Hawkins	482	13.8	'78-79	John C. Johnson	484	17.9	'69-70	Cyril Baptiste	281	11.7
'20-21	Marcus Zegarowski	459	15.8	'77-78	Rick Apke	513	18.3	'68-69	Bob Portman	308	11.8
'19-20	Ty-Shon Alexander	524	16.9	'76-77	Rick Apke	555	19.8	'67-68	Bob Portman	385	15.4
'18-19	Ty-Shon Alexander	534	15.7	'75-76	Rick Apke	439	16.8	'66-67	Bob Portman	286	11.4
'17-18	Marcus Foster	654	19.8	'74-75	Doug Brookins	442	16.3	'65-66	Neil Johnson	302	12.1
'16-17	Marcus Foster	638	18.2	'73-74	Gene Harmon	545	18.3	'64-65	Elton McGriff	317	13.8
'15-16	Maurice Watson Jr.	492	14.1	'72-73	Gene Harmon	413	15.8	'63-64	Paul Silas	631	21.8
'14-15	Austin Chatman	381	11.5	'71-72	Gene Harmon	411	15.8	'62-63	Paul Silas	557	20.6
'13-14	Doug McDermott	934	26.7	'70-71	Cyril Baptiste	486	20.2	'61-62	Paul Silas	563	22.5
'12-13	Doug McDermott	834	23.2	'69-70	Cyril Baptiste	453	18.9	'60-61	Carl Silvestrini	236	9.4
'11-12	Doug McDermott	801	22.9	'68-69	Bob Portman	681	26.2	'59-60	Dick Hartmann	363	15.1
'10-11	Doug McDermott	581	14.9	'67-68	Bob Portman	738	29.5	'58-59	Dick Hartmann	333	15.1
'09-10	Kenny Lawson Jr.	447	13.1	'66-67	Bob Portman	457	18.3	'57-58	Dick Harvey	206	9.4
'08-09	Booker Woodfox	536	15.8	'65-66	Tim Powers	559	21.5	'56-57	Bob Gibson	202	9.6
'07-08	P'Allen Stinnett	416	12.6	'64-65	Elton McGriff	345	15.0	'55-56	Bob Gibson	174	7.6
'06-07	Nate Funk	585	17.7	'63-64	Paul Silas	537	18.5				
'05-06	Johnny Mathies	405	13.5	'62-63	Paul Silas	573	21.2				
'04-05	Nate Funk	586	17.8	'61-62	Paul Silas	551	22.0				
'03-04	Nate Funk	322	11.1	'60-61	Chuck Officer	403	16.1				
'02-03	Kyle Korver	604	17.8	'59-60	Dick Harvey	485	20.2				
'01-02	Kyle Korver	438	15.1	'58-59	Dick Harvey	296	14.1				
'00-01	Kyle Korver	468	14.6	'57-58	Jim Berry	248	11.3				
'99-00	Ben Walker	397	12.0	'56-57	Bob Gibson	371	17.7				
'98-99	Rodney Buford	576	18.6	'55-56	Bob Gibson	506	22.0				
'97-98	Rodney Buford	530	18.9	'54-55	Eddie Cole	448	23.6				
'96-97	Rodney Buford	589	19.6	'53-54	Ray Yost	616	19.9				
'95-96	Rodney Buford	421	14.5	'52-53	Elton Tuttle	469	18.8				
'94-95	Tad Ackerman	338	13.0	'51-52	Bill Heyden	309	12.9				
'93-94	Nate King	424	15.7	'50-51	Francis Miller	408	15.1				
'92-93	Matt Petty	446	17.2	'49-50	Francis Miller	405	15.6				
'91-92	Duan Cole	538	19.2	'48-49	Jim Karabatsos	177	7.7				
'90-91	Chad Gallagher	620	19.4	'47-48	Pinky Knowles	244	10.6				
'89-90	Bob Harstad	734	22.2	'46-47	Ward Gibson	385	14.3				
'88-89	Bob Harstad	517	16.7	'45-46	Jerry Caveny	261	12.4				
'87-88	Rod Mason	651	20.3	'43-45	Did not compete due to WWII						
'86-87	Gary Swain	484	17.3	'42-43	Ralph Langer	236	11.2				
'85-86	Reggie Morris	391	14.0	'41-42	Ralph Langer	252	10.5				
'84-85	Benoit Benjamin	688	21.5	'40-41	Brownie Jaquay	197	9.0				
'83-84	Benoit Benjamin	487	16.2	'39-40	Asa Kelley	144	7.1				
'82-83	Benoit Benjamin	400	14.9	'38-39	Carl Roh	160	7.0				
'81-82	Daryl Stovall	420	15.6	'37-38	Richard Shaw	147	5.9				
				'36-37	Richard Shaw	133	6.7				
				'35-36	Emil Engelbretson	181	9.5				
				'34-35	Emil Engelbretson	197	9.9				
				'33-34	Emil Engelbretson	171	10.1				
				'32-33	Cornie Collin	162	9.5				
				'31-32	Maurice Van Ackeren	172	8.2				
				'30-31	Maurice Van Ackeren	135	7.5				
				'29-30	Maurice Van Ackeren	156	8.2				
				'28-29	Brud Jensen	158	9.3				
				'27-28	Gordon Diesing	132	8.8				
				'26-27	Louie Trautman	132	6.9				
				'25-26	Al Brown	128	6.4				
				'24-25	Not available	—	—				
				'23-24	Johnny Trautman	152	10.1				
				'22-23	Johnny Trautman	155	9.1				
				'21-22	Not available	—	—				
				'20-21	Chuck Kearney	351	16.7				
				'19-20	Not available	—	—				
				'18-19	Not available	—	—				
				'17-18	Chuck Kearney	225	16.1				
				'16-17	Not available	—	—				
				'23-24	Baylor Scheierman	315	9.0				
				'22-23	Baylor Scheierman	306	8.3				
				'21-22	Ryan Hawkins	272	7.8				
				'20-21	Christian Bishop	197	6.4				
				'19-20	Damien Jefferson	165	5.5				
				'18-19	Martin Krampelj	241	6.9				
				'17-18	Ronnie Harrell Jr.	188	6.3				
				'16-17	Justin Patton	218	6.2				
				'15-16	Geoffrey Groselle	215	6.1				
				'14-15	Devin Brooks	164	5.0				
				'13-14	Doug McDermott	244	7.0				
				'12-13	Doug McDermott	276	7.7				
				'11-12	Doug McDermott	288	8.2				
				'10-11	Doug McDermott	280	7.2				
				'09-10	Kenny Lawson Jr.	230	6.8				
				'08-09	Justin Carter	192	5.5				
				'07-08	Dane Watts	212	6.4				
				'06-07	Anthony Tolliver	220	6.7				
				'05-06	Anthony Tolliver	200	6.7				
				'04-05	Nate Funk	167	5.1				
				'03-04	Brody Deren	191	6.6				
				'02-03	Kyle Korver	217	6.4				
				'01-02	Brody Deren	164	5.1				
				'00-01	Ben Walker	201	6.3				
				'99-00	Ben Walker	207	6.3				
				'98-99	Rodney Buford	222	7.2				
				'97-98	Rodney Buford	204	7.3				
				'96-97	Randall Crutcher	203	6.8				
				'95-96	Chuckie Johnson	192	6.6				
				'94-95	Randall Crutcher	171	6.6				
				'93-94	Nate King	242	9.0				
				'92-93	Mike Amos	194	7.5				
				'91-92	Mike Amos	115	4.1				
				'90-91	Chad Gallagher	280	8.8				
				'89-90	Bob Harstad	290	8.8				
				'88-89	Bob Harstad	290	9.4				
				'87-88	Bob Harstad	272	8.5				
				'86-87	Kenny Evans	191	7.3				
				'85-86	Kenny Evans	212	8.5				
				'84-85	Benoit Benjamin	451	14.1				
				'83-84	Gregory Brandon	332	10.7				
				'82-83	Benoit Benjamin	259	9.6				
				'81-82	Alex Stivrins	187	7.5				
				'80-81	George Morrow	330	11.0				
				'79-80	George Morrow	279	10.0				
				'78-79	David Wesely	261	9.7				
				'77-78	Rick Apke	218	7.8				
				'76-77	Cornell Smith	191	7.0				
				'75-76	Rick Apke	202	7.7				
				'74-75	Doug Brookins	193	7.1				
				'73-74	Ted Wuebben	203	6.8				
				'72-73	Ted Wuebben	219	8.4				



Gregory Brandon led Creighton in 1983-84 with 10.7 rebounds per game.



Tyler McKinney led Creighton in assists per game in 2002-03 and 2004-05.

Annual Leaders

Year	Player	Ast.	Avg.
'90-91	Duan Cole	129	4.0
'89-90	Duan Cole	128	3.9
'88-89	James Farr	155	5.0
'87-88	James Farr	120	4.0
'86-87	Rod Mason	83	3.0
'85-86	Bernard Edwards	76	2.7
'84-85	Vernon Moore	159	5.0
'83-84	Vernon Moore	127	4.1
'82-83	Vernon Moore	92	3.7
'81-82	Alex Stivrins	75	3.0
'80-81	George Morrow	94	3.1
'79-80	Kevin McKenna	104	3.7
'78-79	David Wesely	108	4.0
'77-78	Randy Eccker	151	5.4
'76-77	Randy Eccker	205	7.3
'75-76	Randy Eccker	92	4.0
'74-75	Charles Butler	92	3.4
'73-74	Ralph Bobik	252	8.4
'72-73	Ralph Bobik	162	6.2
'71-72	Ralph Bobik	135	5.2
'70-71	Michael Caruso	108	4.3

Steals

Year	Player	Stl.	Avg.
'23-24	Trey Alexander	38	1.1
'22-23	Trey Alexander	40	1.1
'21-22	Ryan Nembhard	34	1.3
'20-21	Denzel Mahoney	39	1.3
'19-20	Ty-Shon Alexander	41	1.3
'18-19	Ty-Shon Alexander	41	1.2
'17-18	Khyri Thomas	56	1.7
'16-17	Khyri Thomas	52	1.5
'15-16	Isaiah Zierden	44	1.4
'14-15	Devin Brooks	32	1.0
'13-14	Jahenns Manigat	36	1.0
'12-13	Grant Gibbs	33	0.9
'11-12	Grant Gibbs	37	1.1
'10-11	Antoine Young	37	0.9
'09-10	Antoine Young	23	0.7
'08-09	Josh Dotzler	70	2.0
'07-08	P'Allen Stinnett	53	1.6
'06-07	Nate Funk	41	1.2
'05-06	Johnny Mathies	57	1.9
'04-05	Johnny Mathies	59	1.7
'03-04	Johnny Mathies	41	1.4
'02-03	Kyle Korver	50	1.5
'01-02	Kyle Korver	45	1.6
'00-01	Ryan Sears	73	2.3
'99-00	Ryan Sears	80	2.4
'98-99	Ryan Sears	68	2.2
'97-98	Ryan Sears	62	2.2
'96-97	Edward St. Fleur	46	1.5
'95-96	Edward St. Fleur	51	1.8
'94-95	Marcus Lockett	28	1.1
'93-94	Jason Singleton	41	1.4
'92-93	Jason Singleton	38	1.5
'91-92	Latrell Wrightsell	72	2.6
'90-91	Latrell Wrightsell	55	1.7
'89-90	Duan Cole	42	1.3
'88-89	James Farr	38	1.2
'87-88	James Farr	63	2.1
'86-87	Gary Swain	42	1.5
'85-86	Gary Swain	40	1.5
'84-85	Reggie Morris	40	1.3
'83-84	Vernon Moore	52	1.7
'82-83	Mark Jones	37	1.4
'81-82	Daryl Stovall/Vernon Moore	37	1.4
'80-81	Kevin McKenna	47	1.6


Blocked Shots			
Year	Player	Blk.	Avg.
'23-24	Ryan Kalkbrenner	107	3.1
'22-23	Ryan Kalkbrenner	72	2.1
'21-22	Ryan Kalkbrenner	89	2.6
'20-21	Ryan Kalkbrenner	38	1.2
'19-20	Christian Bishop	35	1.1
'18-19	Martin Krampelj	29	0.8
'17-18	Toby Hegner	15	0.5
'16-17	Justin Patton	50	1.4
'15-16	Geoffrey Groselle	44	1.3
'14-15	Geoffrey Groselle	18	0.6
'13-14	Will Artino	12	0.3
'12-13	Gregory Echenique	62	1.7
'11-12	Gregory Echenique	57	1.6
'10-11	Gregory Echenique	55	1.8
'09-10	Kenny Lawson Jr.	50	1.5
'08-09	Kenny Lawson Jr.	56	1.6
'07-08	Dane Watts	30	0.9
'06-07	Anthony Tolliver	57	1.7
'05-06	Anthony Tolliver	47	1.6
'04-05	Jeffrey Day	51	1.5
'03-04	Brody Deren/Joe Dabbert	32	1.1
'02-03	Brody Deren	56	1.6
'01-02	Brody Deren	50	1.6
'00-01	Livan Pyfrom	52	1.6
'99-00	Livan Pyfrom	24	0.8
'98-99	Doug Swenson	58	1.9
'97-98	Doug Swenson	57	2.0
'96-97	Adam Reid	41	1.4
'95-96	Rodney Buford	24	0.8
'94-95	Randall Crutcher	22	0.9
'93-94	Nate King	27	0.9
'92-93	Mike Amos	19	0.7
'91-92	Jerry Vanderheydt	18	0.6
'90-91	Chad Gallagher	70	2.2
'89-90	Chad Gallagher	62	1.9
'88-89	Troy Bell	26	0.8
'87-88	Chad Gallagher	27	0.8
'86-87	Mike Pomeroy	20	0.8
'85-86	Ed Johansen	37	1.3
'84-85	Benoit Benjamin	162	5.1
'83-84	Benoit Benjamin	157	5.2
'82-83	Benoit Benjamin	92	3.4
'81-82	Alex Stivrins	16	0.6
'80-81	Jim Honz	15	0.6



Latrell Wrightsell led Creighton in steals in 1990-91 and 1991-92.

Field Goal Percentage Minimum 4 FGM/Game

Year	Player	FG-FGA	Pct.
'23-24	Ryan Kalkbrenner	241-373	.646
'22-23	Ryan Kalkbrenner	219-315	.695
'21-22	Ryan Kalkbrenner	173-268	.646
'20-21	Christian Bishop	141-207	.681
'19-20	Damien Jefferson	120-225	.533
'18-19	Martin Krampelj	177-299	.592
'17-18	Martin Krampelj	94-140	.671
'16-17	Justin Patton	200-296	.676
'15-16	Geoffrey Groselle	146-208	.702
'14-15	No 4 FGM/game qualifier		
'13-14	Doug McDermott	330-627	.526
'12-13	Doug McDermott	284-518	.548
'11-12	Doug McDermott	307-511	.601
'10-11	Doug McDermott	220-419	.525
'09-10	Kenny Lawson Jr.	163-303	.538
'08-09	Booker Woodfox	173-363	.477
'07-08	P'Allen Stinnett	145-320	.453
'06-07	Anthony Tolliver	158-312	.506
'05-06	Anthony Tolliver	134-260	.515
'04-05	Nate Funk	210-406	.517
'03-04	Brody Deren	121-240	.504
'02-03	Larry House	157-308	.510
'01-02	Kyle Korver	131-274	.478
'00-01	Kyle Korver	148-315	.470
'99-00	Ben Walker	138-300	.460
'98-99	Doug Swenson	136-250	.544
'97-98	Doug Swenson	115-217	.530
'96-97	Randall Crutcher	157-269	.563
'95-96	Rodney Buford	158-342	.462
'94-95	Tad Ackerman	116-299	.388
'93-94	Nate King	180-365	.493
'92-93	Matt Petty	148-308	.481
'91-92	Duan Cole	196-393	.499
'90-91	Chad Gallagher	237-419	.566
'89-90	Chad Gallagher	240-437	.549
'88-89	Chad Gallagher	171-303	.564
'87-88	Chad Gallagher	163-313	.521
'86-87	Rod Mason	125-269	.465
'85-86	Kenny Evans	144-302	.477
'84-85	Vernon Moore	265-393	.674
'83-84	Vernon Moore	188-316	.595
'82-83	Benoit Benjamin	162-292	.655
'81-82	Daryl Stovall	170-330	.515
'80-81	George Morrow	153-301	.508
'79-80	Jim Honz	149-251	.594
'78-79	Jim Honz	114-213	.535
'77-78	John C. Johnson	162-294	.551
'76-77	Rick Apke	220-380	.578
'75-76	Rick Apke	173-318	.544
'74-75	Charles Butler	139-263	.528
'73-74	Gene Harmon	242-435	.556
'72-73	Gene Harmon	187-367	.509
'71-72	Al Lewis	147-286	.514
'70-71	Cyril Baptiste	186-351	.529
'69-70	Cyril Baptiste	178-346	.521
'68-69	Bob Portman	256-583	.439
'67-68	Bob Portman	303-699	.438
'66-67	Bob Portman	188-423	.444
'65-66	Tim Powers	232-457	.508
'64-65	Elton McGriff	136-303	.449
'63-64	Chuck Officer	168-383	.439
'62-63	Tom Apke	115-266	.433
'61-62	Paul Silas	213-524	.406
'60-61	Herb Millard	107-261	.410
'59-60	Dick Hartmann	178-404	.441
'58-59	Dick Harvey	107-233	.459
'57-58	Bob Van Zeeland	92-217	.424
'56-57	Jim Berry	103-242	.426
'55-56	Lyle O'Dell	81-182	.445
'54-55	Not available	—	—
'53-54	Not available	—	—
'52-53	Not available	—	—
'51-52	Bill Heyden	110-300	.367



Anthony Tolliver paced Creighton's MVC Tournament champion 2007 team in blocked shots per game.

Annual Leaders

Three-Point Field Goals


Year	Player	3FG	Avg.
'23-24	Baylor Scheierman	110	3.1
'22-23	Baylor Scheierman	87	2.4
'21-22	Ryan Hawkins	78	2.2
'20-21	Marcus Zegarowski	80	2.8
'19-20	Mitch Ballock	93	3.0
'18-19	Ty-Shon Alexander	97	2.9
'17-18	Marcus Foster	95	2.9
'16-17	Marcus Foster	73	2.1
'15-16	Isaiah Zierden	70	2.3
'14-15	A. Chatman, J. Milliken, T. Hegner	45	1.4
'13-14	Ethan Wragge	110	3.1
'12-13	Ethan Wragge	78	2.2
'11-12	Ethan Wragge	66	1.9
'10-11	Doug McDermott/Kaleb Korver	47	1.2
'09-10	Ethan Wragge	68	2.0
'08-09	Booker Woodfox	91	2.7
'07-08	Booker Woodfox	56	1.7
'06-07	Nate Funk	55	1.7
'05-06	Johnny Mathies	56	1.9
'04-05	Nate Funk	67	2.0
'03-04	Kellen Miliner	50	1.7
'02-03	Kyle Korver	129	3.8
'01-02	Kyle Korver	79	2.7
'00-01	Kyle Korver	100	3.1
'99-00	Ryan Sears	67	2.0
'98-99	Rodney Buford	55	1.8
'97-98	Ryan Sears	63	2.3
'96-97	Rodney Buford	58	1.9
'95-96	Tad Ackerman	49	1.7
'94-95	Tad Ackerman	82	3.2
'93-94	Troy Wharton	39	1.3
'92-93	Matt Petty	44	2.1
'91-92	Duan Cole	69	2.5
'90-91	Duan Cole	63	2.0
'89-90	Matt Roggenburk	57	1.7
'88-89	Matt Roggenburk	58	1.9

Year	Player	3FG	Avg.
'87-88	Rod Mason	76	2.4
'86-87	Gary Swain	68	2.4
'82-83	Mark Jones	12	0.4

Free Throw Percentage Minimum 2 FTM/g

Year	Player	FT-FTA	Pct.
'23-24	Baylor Scheierman	99-113	.876
'22-23	Ryan Nembhard	74-85	.871
'21-22	Ryan Kalkbrenner	95-129	.736
'20-21	No 2 FTM/game qualifier		
'19-20	Ty-Shon Alexander	117-136	.860
'18-19	Ty-Shon Alexander	85-107	.794
'17-18	Khyri Thomas	67-85	.788
'16-17	Marcus Foster	75-107	.701
'15-16	Maurice Watson Jr.	115-161	.714
'14-15	Austin Chatman	102-126	.810
'13-14	Doug McDermott	178-206	.864
'12-13	Doug McDermott	189-216	.875
'11-12	Doug McDermott	133-167	.796
'10-11	Antoine Young	128-171	.749
'09-10	Cavel Witter	75-91	.824
'08-09	Booker Woodfox	99-114	.868
'07-08	P'Allen Stinnett	88-112	.786
'06-07	Nate Funk	126-146	.863
'05-06	Johnny Mathies	107-140	.764
'04-05	Nate Funk	99-120	.825
'03-04	Kellen Miliner	58-72	.806
'02-03	Kyle Korver	109-120	.908
'01-02	Kyle Korver	97-109	.890
'00-01	Kyle Korver	72-83	.867
'99-00	Ryan Sears	103-129	.798
'98-99	Ryan Sears	71-83	.855
'97-98	Ryan Sears	66-82	.805
'96-97	Rodney Buford	81-110	.736
'95-96	Edward St. Fleur	66-88	.750

Year	Player	FT-FTA	Pct.
'94-95	Randall Crutcher	59-120	.492
'93-94	Jerry Vanderheydt	119-152	.778
'92-93	Matt Petty	95-112	.848
'91-92	Latrell Wrightsell	80-96	.833
'90-91	Chad Gallagher	141-175	.806
'89-90	Bob Harstad	218-273	.799
'88-89	James Farr	130-165	.788
'87-88	James Farr	82-101	.812
'86-87	Rod Mason	66-86	.767
'85-86	Kenny Evans	104-132	.788
'84-85	Vernon Moore	141-191	.738
'83-84	Kenny Evans	91-115	.791
'82-83	Gregory Brandon	75-104	.721
'81-82	Daryl Stovall	80-113	.708
'80-81	Kevin McKenna	112-135	.830
'79-80	Kevin McKenna	99-124	.798
'78-79	David Wesely	92-115	.800
'77-78	David Wesely	57-69	.826
'76-77	Rick Apke	115-139	.827
'75-76	Rick Apke	93-117	.794
'74-75	Doug Brookins	98-111	.882
'73-74	Gene Harmon	61-72	.847
'72-73	Ralph Bobik	55-67	.820
'71-72	Gene Harmon	83-105	.790
'70-71	Mike Caruso	95-108	.880
'69-70	Mike Caruso	116-141	.823
'68-69	Bob Portman	169-210	.805
'67-68	Bob Portman	132-167	.790
'66-67	Dave Hickey	63-80	.788
'65-66	Tim Powers	95-122	.779
'64-65	Bob Miles	62-78	.795
'63-64	Fritz Pointer	67-97	.691
'62-63	Pete McManamon	61-80	.763
'61-62	Larry Wagner	53-76	.697
'60-61	Pete McManamon	51-65	.785



Major League Baseball Hall of Fame pitcher Bob Gibson led Creighton in scoring twice, rebounding once and free throw percentage once.

Year	Player	FT-FTA	Pct.
'59-60	Dick Harvey	153-204	.750
'58-59	Jim Berry	53-68	.779
'57-58	Jim Berry	60-79	.759
'56-57	Jim Berry	57-70	.814
'55-56	Bob Gibson	162-219	.740
'54-55	Eddie Cole	114-140	.814
'53-54	Eddie Cole	90-116	.776
'52-53	Not available	—	—
'51-52	Bill Heyden	89-121	.736

Creighton's BIG EAST Single-Season Statistical Leaders

All Games Scoring Average				Defensive Rebounds Per Game				Blocked Shots Per Game			
Year	Player	Pts.	Avg.	Year	Player	DReb	Avg.	Year	Player	Blk.	Avg.
'13-14	Doug McDermott	934	26.7	'23-24	<i>Baylor Scheierman</i>	289	8.3	'22-23	Ryan Kalkbrenner	48	2.5
								'23-24	<i>Ryan Kalkbrenner</i>	67	3.4
3-Point Field Goal Percentage				Offensive Rebounds Per Game				Assist Average			
Year	Player	3FG-3FGA	Pct.	Year	Player	OREb	Avg.	Year	Player	Ast.	Avg.
'13-14	Ethan Wragge	110-234	.470	'21-22	Ryan Kalkbrenner	134	3.9	'15-16	Maurice Watson Jr.	121	6.7
'18-19	Marcus Zegarowski	60-141	.426								
'23-24	<i>Mason Miller</i>	49-108	.454								
Three-Point Field Goals/Game				Minutes Per Game				Free Throw Percentage			
Year	Player	3FG	Avg.	Year	Player	Min.	Avg.	Year	Player	FG-FGA	Pct.
'13-14	Ethan Wragge	110	3.1	'19-20	Mitch Ballock	1115	36.0	'19-20	Denzel Mahoney	53-59	.898
'20-21	Marcus Zegarowski	80	2.8	'23-24	<i>Trey Alexander</i>	1305	37.3				
'23-24	<i>Baylor Scheierman</i>	110	3.1								
Field Goal Percentage				League Play Only Scoring Average				Assist/Turnover Ratio			
Year	Player	FG-FGA	Pct.	Year	Player	Pts.	Avg.	Year	Player	A-T	Ratio
'15-16	Geoffrey Groselle	146-208	.702	'13-14	Doug McDermott	498	27.7	'13-14	Jahenns Manigat	61-12	5.08
'16-17	Justin Patton	200-296	.676					'17-18	Davion Mintz	59-22	2.68
'20-21	Christian Bishop	141-207	.681					'19-20	Mitch Ballock	60-17	3.53
'21-22	Ryan Kalkbrenner	173-268	.646								
'22-23	Ryan Kalkbrenner	219-315	.695								
'23-24	<i>Ryan Kalkbrenner</i>	241-373	.646								
Blocked Shots Per Game				3-Point Field Goal Percentage				Rebounds Per Game			
Year	Player	Blk.	Avg.	Year	Player	3FG-3FGA	Pct.	Year	Player	OREb	Avg.
'22-23	Ryan Kalkbrenner	72	2.1	'13-14	Doug McDermott	50-108	.463	'23-24	<i>Baylor Scheierman</i>	195	9.8
'23-24	<i>Ryan Kalkbrenner</i>	107	3.1	'22-23	Trey Alexander	42-96	.438				
Assist Average				Three-Point Field Goals/Game				Defensive Rebounds Per Game			
Year	Player	Ast.	Avg.	Year	Player	3FG	Avg.	Year	Player	DReb	Avg.
'15-16	Maurice Watson Jr.	229	6.5	'13-14	Ethan Wragge	50	2.78	'23-24	<i>Baylor Scheierman</i>	178	8.9
				'13-14	Doug McDermott	50	2.78				
				'20-21	Mitch Ballock	59	2.95				
Assist/Turnover Ratio				Field Goal Percentage				Offensive Rebounds Per Game			
Year	Player	A-T	Ratio	Year	Player	FG-FGA	Pct.	Year	Player	OREb	Avg.
'17-18	Davion Mintz	102-36	2.83	'13-14	Doug McDermott	180-333	.541	'21-22	Ryan Kalkbrenner	75	3.9
'19-20	Mitch Ballock	95-28	3.39	'15-16	Geoffrey Groselle	61-93	.656				
				'16-17	Justin Patton	108-163	.663				
				'20-21	Christian Bishop	85-130	.654				
				'22-23	Ryan Kalkbrenner	110-163	.675				
				'23-24	<i>Ryan Kalkbrenner</i>	139-215	.647				

2023-24 leaders in bold italics

Doug McDermott's Historical Career



Doug McDermott arrived at Creighton in 2010 as a baby-faced 18-year-old freshman. By the time his career was done, he had spent two summers with USA Basketball, won a pair of MVC Tournament titles and won three NCAA Tournament games.



He scored a career-high 45 points and surpassed 3,000 career points during a Senior Day for the ages in 2014.

Doug McDermott's National Player of the Year Honors

Doug McDermott
 CollegenInsider.com Lute Olson National POY - 2011-12
 Adolph F. Rupp Trophy - 2013-14
 Associated Press National Player of the Year - 2013-14
 Basketball Times National Player of the Year - 2013-14
 BleacherReport.com National Player of the Year - 2013-14
 CollegenInsider.com Lute Olson National POY - 2013-14
 CBSSports.com National Player of the Year - 2013-14
 Dick Vitale National Player of the Year - 2013-14
 John R. Wooden National Player of the Year - 2013-14
 Naismith Trophy National Player of the Year - 2013-14
 NBCSports.com National Player of the Year - 2013-14
 Senior CLASS Award - 2013-14
 Sporting News National Player of the Year - 2013-14
 USBWA Oscar Robertson Trophy National POY - 2013-14
 USA Today National Player of the Year - 2013-14



Doug McDermott had his jersey retired prior to Creighton's Dec. 20, 2023 game vs. Villanova.



McDermott picked up the Oscar Robertson Trophy as USBWA National Player of the Year (far left), appeared on the cover of Sports Illustrated (center) and was the 11th selection in the 2014 NBA Draft (far right).

Yearly Statistics

Year	Record	H	A	N	Conf.	FGM	FG%	3FGM	3FG%	FTM	FT%	Ast.	TO	Blk.	Stl.	Conference Finish/Postseason Tournaments
2023-24	25-10	14-2	8-5	3-3	14-6	1016	.484	375	.368	408	.788	588	372	143	134	BIG EAST T-2nd; 0-1 BE Tour., 2-1 NCAA
2022-23	24-13	13-2	5-6	6-5	14-6	1014	.469	319	.354	481	.783	581	429	152	185	BIG EAST 3rd; 1-1 BE Tour., 3-1 NCAA
2021-22	23-12	11-4	6-5	6-3	12-7	896	.448	235	.308	395	.738	466	492	149	192	BIG EAST 4th; 2-1 BE Tour., 1-1 NCAA
2020-21	22-9	11-3	7-4	4-2	14-6	878	.472	293	.361	306	.640	485	342	103	216	BIG EAST 2nd; 2-1 BE Tour., 2-1 NCAA
2019-20	24-7	17-1	6-5	1-1	13-5	866	.471	302	.386	394	.739	489	337	79	203	BIG EAST T-1st
2018-19	20-15	13-6	4-8	3-1	9-9	980	.479	372	.387	395	.679	561	465	92	237	BIG EAST T-3rd; 0-1 BE Tour., 2-1 NIT
2017-18	21-12	16-2	4-7	1-3	10-8	1008	.492	343	.372	397	.748	588	371	88	187	BIG EAST T-3rd; 0-1 BE Tour., 0-1 NCAA
2016-17	25-10	13-4	7-4	5-2	10-8	1078	.505	304	.396	404	.682	598	435	102	212	BIG EAST T-3rd; 2-1 BE Tour., 0-1 NCAA
2015-16	20-15	14-5	4-9	2-1	9-9	979	.470	283	.352	546	.700	537	406	108	211	BIG EAST 6th; 0-1 BE Tour., 2-1 NIT
2014-15	14-19	9-8	3-9	2-2	4-14	746	.420	262	.345	467	.725	449	391	77	147	BIG EAST T-9th; 1-1 BE Tour.
2013-14	27-8	16-0	7-4	4-4	14-4	957	.497	356	.414	486	.743	614	342	49	139	BIG EAST 2nd; 2-1 BE Tour., 1-1 NCAA Tour.
2012-13	28-8	15-2	7-5	6-1	13-5	942	.501	307	.414	489	.759	609	443	92	174	MVC 1st; 3-0 MVC Tour., 1-1 NCAA Tour.
2011-12	29-6	14-2	10-3	5-1	14-4	975	.504	287	.424	535	.726	616	421	82	169	MVC 2nd; 3-0 MVC Tour., 1-1 NCAA Tour.
2010-11	23-16	19-3	3-11	1-2	10-8	935	.460	280	.369	534	.730	568	470	122	167	MVC T-4th, 1-1 MVC Tour., 4-2 CBI
2009-10	18-16	15-2	3-10	0-4	10-8	812	.434	251	.336	499	.720	465	414	111	174	MVC 4th, 0-1 MVC Tour., 2-1 CIT
2008-09	27-8	16-3	8-4	3-1	14-4	857	.444	276	.380	575	.749	493	428	138	287	MVC T-1st, 1-1 MVC Tour., 1-1 NIT
2007-08	22-11	16-2	5-8	1-1	10-8	822	.447	274	.366	442	.719	473	469	116	245	MVC 4th, 1-1 MVC Tour., 1-1 NIT
2006-07	22-11	12-2	5-8	5-1	13-5	740	.445	205	.338	535	.754	441	417	83	210	MVC 2nd, 3-0 MVC Tour., 0-1 NCAA Tour.
2005-06	20-10	15-2	5-7	0-1	12-6	659	.419	214	.357	450	.689	398	400	94	236	MVC T-2nd, 0-1 MVC Tour., 1-1 NIT
2004-05	23-11	11-5	7-5	5-1	11-7	823	.452	293	.414	482	.730	483	412	111	234	MVC T-3rd, 3-0 MVC Tour., 0-1 NCAA Tour.
2003-04	20-9	14-2	6-6	0-1	12-6	692	.453	175	.385	425	.698	395	392	113	195	MVC T-2nd, 0-1 MVC Tour., 0-1 NIT
2002-03	29-5	17-0	7-4	5-1	15-3	974	.498	270	.390	470	.693	575	462	153	283	MVC 2nd, 3-0 MVC Tour., 0-1 NCAA Tour.
2001-02	23-9	12-3	7-5	4-1	14-4	849	.464	230	.372	493	.730	488	458	125	261	MVC T-1st, 3-0 MVC Tour., 1-1 NCAA Tour.
2000-01	24-8	14-0	7-5	3-3	14-4	788	.442	249	.359	500	.702	490	426	114	293	MVC 1st, 1-1 MVC Tour., 0-1 NCAA Tour.
1999-00	23-10	10-3	8-6	5-1	11-7	819	.477	289	.416	483	.720	510	484	77	262	MVC 4th, 3-0 MVC Tour., 0-1 NCAA Tour.
1998-99	22-9	12-2	6-6	4-1	11-7	800	.455	236	.382	521	.714	451	476	91	286	MVC T-2nd, 3-0 MVC Tour., 1-1 NCAA Tour.
1997-98	18-10	12-2	6-7	0-1	12-6	723	.455	203	.363	451	.688	430	460	127	261	MVC 2nd, 0-1 MVC Tourney, 0-1 NIT
1996-97	15-15	11-3	3-9	1-3	10-8	746	.435	172	.361	360	.630	385	373	88	197	MVC T-6th, 0-1 MVC Tournament
1995-96	14-15	8-6	6-7	0-2	9-9	707	.399	172	.314	345	.633	382	389	101	206	MVC T-5th, 0-1 MVC Tournament
1994-95	7-19	4-9	3-10	0-0	4-14	567	.379	175	.342	279	.559	343	465	73	136	MVC T-9th
1993-94	7-22	6-8	0-13	1-1	3-15	663	.397	140	.308	432	.658	435	522	72	206	MVC T-9th
1992-93	8-18	8-5	0-13	0-0	6-12	570	.446	118	.365	409	.753	384	469	47	176	MVC 10th
1991-92	9-19	6-7	3-9	0-3	7-11	649	.445	126	.364	382	.706	417	432	75	237	MVC 6th, 0-1 MVC Tournament
1990-91	24-8	10-2	9-5	5-1	12-4	876	.483	193	.406	517	.752	579	469	115	228	MVC 1st, 3-0 MVC Tour., 1-1 NCAA Tour.
1989-90	21-12	11-2	6-9	4-1	9-5	908	.469	224	.378	556	.709	655	488	98	241	MVC T-2nd, 1-1 MVC Tournament, 0-1 NIT
1988-89	20-11	11-3	6-7	3-1	11-3	805	.452	171	.398	533	.701	496	416	72	171	MVC 1st, 3-0 MVC Tour., 0-1 NCAA Tour.
1987-88	16-16	8-6	6-8	2-2	6-8	864	.450	167	.392	430	.692	485	479	110	242	MVC T-4th, 1-1 MVC Tournament
1986-87	9-19	8-4	1-13	0-2	4-10	694	.452	174	.401	304	.679	364	386	43	142	MVC T-7th, 0-1 MVC Tournament
1985-86	12-16	9-6	3-9	0-1	7-9	683	.461	—	—	302	.667	369	360	63	159	MVC T-8th, 0-1 MVC Tournament
1984-85	20-12	13-3	7-9	0-0	9-7	961	.535	—	—	457	.679	508	538	193	198	MVC T-4th, 0-1 MVC Tournament
1983-84	17-14	13-5	4-9	0-0	8-8	833	.496	—	—	460	.717	429	502	182	220	MVC 4th, 2-1 MVC Tournament, 0-1 NIT
1982-83	8-19	8-9	0-10	0-0	4-14	715	.469	27	.360	367	.665	356	467	157	185	MVC 10th
1981-82	7-20	5-8	2-12	0-0	4-12	700	.445	—	—	317	.613	320	468	67	199	MVC 8th, 0-1 MVC Tournament
1980-81	21-9	14-2	7-6	0-1	11-5	838	.479	—	—	511	.692	457	517	74	223	MVC T-2nd, 3-0 MVC Tour., 0-1 NCAA Tour.
1979-80	16-12	12-4	4-8	0-0	9-7	861	.496	—	—	469	.720	502	492	—	—	MVC T-2nd, 1-1 MVC Tournament
1978-79	14-13	11-3	3-10	0-0	8-8	792	.484	—	—	421	.687	481	433	—	—	MVC T-3rd, 0-1 MVC Tournament
1977-78	19-9	12-2	7-6	0-1	12-4	858	.496	—	—	383	.734	565	394	—	—	MVC 1st, 1-0 MVC Tour., 0-1 NCAA Tour.
1976-77	21-7	12-2	8-5	1-0	—	908	.519	—	—	447	.742	604	461	—	—	0-1 NIT
1975-76	19-7	11-2	7-4	1-1	—	768	.483	—	—	406	.703	463	443	—	—	—
1974-75	20-7	12-2	6-2	2-3	—	738	.455	—	—	382	.722	405	405	—	—	0-1 NCAA Tournament
1973-74	23-7	13-3	8-3	2-1	—	940	.480	—	—	306	.678	613	440	—	—	2-1 NCAA Tournament
1972-73	15-11	12-2	3-9	0-0	—	784	.429	—	—	327	.686	429	489	—	—	—
1971-72	15-11	11-1	3-9	1-1	—	821	.463	—	—	350	.701	364	475	—	—	—
1970-71	14-11	10-4	3-5	1-2	—	807	.472	—	—	483	.691	428	457	—	—	—
1969-70	15-10	10-4	4-6	1-0	—	712	.462	—	—	443	.669	—	—	—	—	—
1968-69	13-13	7-4	4-7	2-2	—	844	.429	—	—	441	.697	—	—	—	—	—
1967-68	8-17	8-4	0-13	0-0	—	776	.391	—	—	392	.668	—	—	—	—	—
1966-67	12-13	7-5	4-8	1-0	—	806	.400	—	—	370	.664	—	—	—	—	—
1965-66	14-12	9-3	4-8	1-1	—	906	.430	—	—	481	.702	—	—	—	—	—
1964-65	13-10	6-3	5-6	2-1	—	763	.394	—	—	373	.637	—	—	—	—	—
1963-64	22-7	12-1	8-4	2-2	—	1024	.407	—	—	393	.576	—	—	—	—	1-2 NCAA Tournament
1962-63	14-13	8-2	4-7	2-4	—	819	.389	—	—	407	.629	—	—	—	—	1-1 National Catholic Tournament
1961-62	21-5	12-0	7-4	2-1	—	778	.371	—	—	384	.600	—	—	—	—	2-1 NCAA Tournament
1960-61	8-17	6-4	2-13	0-0	—	696	.364	—	—	457	.689	—	—	—	—	—
1959-60	13-11	11-0	2-11	0-0	—	672	.397	—	—	408	.647	—	—	—	—	—
1958-59	13-9	10-2	3-7	0-0	—	537	.369	—	—	334	.667	—	—	—	—	—
1957-58	10-12	6-4	4-8	0-0	—	501	.360	—	—	322	.674	—	—	—	—	—
1956-57	15-6	11-0	4-6	0-0	—	510	.357	—	—	429	.691	—	—	—	—	—
1955-56	11-12	10-3	1-9	0-0	—	534	.343	—	—	508	.687	—	—	—	—	—
1954-55	5-14	4-5	1-9	0-0	—	477	—	—	—	445	.674	—	—	—	—	—
1953-54	14-17	8-4	5-13	1-0	—	860	—	—	—	653	.684	—	—	—	—	—
1952-53	11-14	8-4	3-10	0-0	—	542	—	—	—	576	.646	—	—	—	—	—
1951-52	6-15	5-6	1-9	0-0	—	351	.427	—	—	315	.659	—	—	—	—	—
1950-51	9-18	9-4	0-14	0-0	—	535	—	—	—	369	—	—	—	—	—	—
1949-50	13-13	9-1	4-11	0-1	—	—	—	—	—	—	—	—	—	—	—	—
1948-49	9-14	7-4	2-10	0-0	—	—	—	—	—	—	—	—	—	—	—	—
1947-48	10-13	7-2	3-9	0-2	4-6	—	—	—	—	—	—	—	—	—	—	MVC 4th
1946-47	17-8	10-1	6-5	1-2	7-5	—	—	—	—	—	—	—	—	—	—	MVC 4th
1945-46	9-10	6-3	3-7	0-0	3-7	287	—	—	—	229	—	—	—	—	—	MVC 6th

Yearly Statistics / All-Time Coaches

Year	Record	H	A	N	Conf.	FGM	FG%	3FGM	3FG%	FTM	FT%	Ast.	TO	Blk.	Stl.	Conference Finish/Postseason Tournaments
Creighton did not compete in intercollegiate athletics during the 1943-44 and 1944-45 seasons due to World War II																
1942-43	16-1	8-0	8-0	0-1	10-0	441	—	—	—	177	—	—	—	—	—	MVC champion, 0-1 NIT
1941-42	18-5	8-1	8-3	2-1	9-1	—	—	—	—	—	—	—	—	—	—	MVC co-champion, 2-1 NIT
1940-41	18-7	9-1	7-5	2-1	9-3	400	—	—	—	129	.721	—	—	—	—	MVC champion, 2-1 in NCAA Tournament
1939-40	11-9	8-5	3-4	0-0	8-4	—	—	—	—	—	—	—	—	—	—	MVC 2nd
1938-39	11-12	6-4	5-8	0-0	7-7	—	—	—	—	—	—	—	—	—	—	MVC 5th
1937-38	11-14	7-4	4-10	0-0	7-7	—	—	—	—	—	—	—	—	—	—	MVC T-4th
1936-37	11-9	9-2	2-7	0-0	8-4	—	—	—	—	—	—	—	—	—	—	MVC 2nd
1935-36	13-6	8-2	5-4	0-0	8-4	304	—	—	—	155	—	—	—	—	—	MVC tri-champion
1934-35	12-8	6-3	6-5	0-0	8-4	—	—	—	—	—	—	—	—	—	—	MVC co-champion
1933-34	14-3	9-1	5-2	0-0	7-3	—	—	—	—	—	—	—	—	—	—	MVC 2nd
1932-33	12-5	8-2	4-3	0-0	8-2	—	—	—	—	—	—	—	—	—	—	MVC 2nd
1931-32	17-4	9-2	8-2	0-0	8-0	—	—	—	—	—	—	—	—	—	—	MVC champion
1930-31	8-10	4-4	4-6	0-0	5-3	—	—	—	—	—	—	—	—	—	—	MVC tri-champion
1929-30	12-7	8-3	4-4	0-0	6-2	289	—	—	—	135	—	—	—	—	—	MVC co-champion
1928-29	13-4	8-1	5-3	0-0	4-1	—	—	—	—	—	—	—	—	—	—	MVC 2nd
1927-28	13-2	9-0	3-2	1-0	—	—	—	—	—	—	—	—	—	—	—	—
1926-27	14-5	10-3	4-2	0-0	6-2	—	—	—	—	—	—	—	—	—	—	North Central Conference champion
1925-26	11-9	8-5	3-4	0-0	5-2	207	—	—	—	69	—	—	—	—	—	—
1924-25	14-2	8-2	6-0	0-0	7-0	—	—	—	—	—	—	—	—	—	—	North Central Conference champion
1923-24	13-2	12-1	1-1	0-0	9-1	—	—	—	—	—	—	—	—	—	—	North Central Conference champion
1922-23	12-5	9-3	3-2	0-0	11-3	—	—	—	—	—	—	—	—	—	—	North Central Conference champion
1921-22	23-5	16-2	7-2	0-1	—	—	—	—	—	—	—	—	—	—	—	—
1920-21	15-6	9-2	5-4	1-0	—	—	—	—	—	—	—	—	—	—	—	—
1919-20	15-3	9-1	6-2	0-0	—	—	—	—	—	—	—	—	—	—	—	—
1918-19	10-0	6-0	4-0	0-0	—	—	—	—	—	—	—	—	—	—	—	—
1917-18	11-0	5-0	6-0	0-0	—	—	—	—	—	—	—	—	—	—	—	—
1916-17	17-3	9-0*	4-3*	0-0*	—	—	—	—	—	—	—	—	—	—	—	Nebraska Collegiate Conference champion Western Catholic Conference champion

*home/road/neutral split according to available records
bold indicates school-record high for a season

Bluejay Basketball Historical Highlights

All-time overall record: 1,697-1,095 (.608), 106 seasons
All-time BIG EAST record: 123-82 (.600), 11 seasons
BIG EAST regular season championships: 1 (1 shared, last 2019-20)
All-time MVC record: 475-328 (.592), 54 seasons
MVC regular season championships: 15 (8 outright, 7 shared, last 2012-13)
MVC Tournament championships: 12 (last 2013)
Most wins in a season: 29 (29-5 in 2002-03 and 29-6 in 2011-12)
Most losses in a season: 22 (7-22 in 1993-94)
Longest winning streak: 38 (from Feb. 22, 1917 - Feb. 11, 1920)
Longest home winning streak: 28 (from Jan. 12, 1917 - Feb. 11, 1920 and from Nov. 17, 2002 - Feb. 4, 2004)
Longest home losing streak: 6 (1994-95)
Highest AP poll weekly ranking: No. 7 on Jan. 16, 2017, March 9, 2020, March 16, 2020, Jan. 4, 2021 and Nov. 28, 2022
AP Poll Year-End Rankings: 15th in 2002-03, 19th in 2011-12, 22nd in 2012-13; 16th in 2013-14; 7th in 2019-20; 19th in 2020-21; 13th in 2023-24
Highest Coaches poll weekly ranking: No. 5 on Jan. 4, 2021
Coaches Poll Year-End Rankings: 17th in 1973-74, 16th in 1974-75, 23rd in 2002-03, 21st in 2011-12, 21st in 2012-13; 20th in 2013-14; 9th in 2019-20; 14th in 2020-21; 12th in 2022-23; 10th in 2023-24
NCAA Tournament appearances: 25 (20-26)
NIT appearances: 12 (9-12)
College Basketball Invitational appearances: 1 (4-2)
Colleg Insider.com Postseason Tournament appearances: 1 (2-1)



The families of ex-Creighton coaches Dana Altman, Tony Barone, Tom Apke, Eddie Sutton and John J. "Red" McManus were honored during Creighton's BIG EAST game on Dec. 31, 2013.

Creighton's All-Time Coaching Ledger

Coach	Years at CU	Overall Record	League Record
Greg McDermott	2010-present	325-160 .670	123-82 BIG EAST .600 37-17 MVC .685
Dana Altman	1994-2010	327-176 .650	182-106 MVC .632
Rick Johnson	1991-94	24-59 .289	16-38 MVC .296
Tony Barone	1985-91	102-82 .554	49-39 MVC .557
Willis Reed	1981-85	52-65 .444	25-41 MVC .379
Tom Apke	1974-81	130-64 .670	40-24 MVC .625
Eddie Sutton	1969-74	82-50 .621	— —
John J. "Red" McManus	1959-69	138-118 .539	— —
Theron "Tommy" Thomsen	1955-59	49-39 .557	— —
Sebastian "Subby" Salerno	1952-55	30-45 .400	— —
J.V. "Duce" Belford	1945-46, '47-52	56-83 .403	7-13 MVC .350
E.S. "Eddie" Hickey	1935-43, '46-47	126-71 .640	73-35 MVC .676
Arthur A. Schabinger	1922-35	165-66 .714	46-15 MVC .754 37-9 NCC .804
Charles Kearney	1921-22	33-10 .767	— —
Eddie Mulholland%	1920-21	5-1 .833	— —
Thomas E. Mills	1916-20	53-6 .898	— —

%Charles Kearney replaced Eddie Mulholland after Mulholland resigned on Feb. 5, 1921
League record includes regular-season conference games only

All-Americans



Jimmy Lovely



Ed Beisser



Tyler Clement

Creighton's All-Americans

Ty-Shon Alexander (2017-20)

USA Today Third Team, 2020

Rick Apke (1974-78)

AP Honorable Mention, 1976; AP Honorable Mention and *Sporting News* Special Mention, 1977; AP Honorable Mention, 1978

Ed Beisser (1940-43)

PIC Magazine First Team, *Sporting News* Third Team, *SIR Magazine* Honorable-Mention, 1943

Benoit Benjamin (1982-85)

Catholic Digest, 1983; AP Honorable Mention, 1984; ESPN Second Team, NABC Third Team, AP Honorable Mention, UPI Honorable Mention, 1985

Jim Berry (1955-59)

Catholic Digest college division, 1958, 1959

Rodney Buford (1995-99)

AP Honorable Mention, 1999

Jack Chapman (1957-60)

Catholic Digest college division Honorable Mention, 1960

Conrad Collin (1931-34)

Second Team *College Humor*, 1933

James Farr (1987-89)

UPI Small Second Team, 1989

Marcus Foster (2016-18)

AP Honorable Mention, 2018; *Collegeinsider.com*, 2017, 2018

Nate Funk (2003-07)

Collegeinsider.com Mid-Major, 2007

Dick Hartmann (1958-60)

Catholic Digest college division Honorable Mention, 1960

Dick Harvey (1956-60)

Catholic Digest college division, 1958-59; *Catholic Digest* Honorable Mention college division, 1960

Werner Jensen (1927-30)

Second Team Helms Foundation, 1929

Ryan Kalkbrenner (2020-Present)

247Sports Honorable Mention, *Associated Press* Honorable Mention, 2024

Arthur Kiely (1930-33)

New York Sun, 1933

Kyle Korver (1999-03)

AP Honorable Mention, *Basketball America* Honorable Mention, *Collegeinsider.com* Mid-Major, 2002; AP Second Team, ESPN.com Second Team, Senior CLASS Second Team, *The Sporting News* Second Team, USBWA Second Team, *Basketball Times* Third Team, Dick Vitale Third Team, NABC Third Team, FoxSports.com Fourth Team, *Collegeinsider.com* Mid-Major, *Collegeinsider.com*, 2003

Ralph Langer (1940-43)

NEA First Team, *SIR Magazine* First Team, *Sporting News* Honorable Mention, 1943

Leonard F. "Jimmy" Lovely (1920-24)

Helms Foundation, 1923 and 1924

Doug McDermott (2010-14)

AP First Team, *Basketball Times* First Team, *Collegeinsider.com* Mid-Major First Team, NABC First Team, USBWA First Team, ESPN.com Second Team, CBSsports.com Second Team, *Sporting News* Second Team, John R. Wooden Second Team, 2012; AP First Team, *Basketball Times* First Team, CBSsports.com First Team, *Collegeinsider.com* All-America Team, Dick Vitale First Team, ESPN.com First Team, John R. Wooden First Team, NABC First Team, USBWA First Team, *Sporting News* Second Team, 2013; AP First Team, *Basketball Times* First Team, BleacherReport.com First Team, CBSsports.com First Team, *Collegeinsider.com* All-America Team, John R. Wooden All-America Team, NABC First Team, NBCSports.com First Team, Senior CLASS Award First Team, *Sporting News* First Team, *Sports Illustrated* First Team, USBWA First Team, *USA Today* First Team, 2014

Herb Millard (1960-62)

Catholic Digest college division Honorable Mention, 1961

Vernon Moore (1981-85)

AP Honorable Mention, 1985

Chuck Officer (1960-62, 1963-64)

Catholic Digest college division Honorable Mention, 1961

Bob Portman (1966-69)

Basketball Weekly First Team, Helms Foundation First Team, AP Honorable Mention, *Sporting News* Honorable Mention and UPI Honorable Mention, 1968

Baylor Scheierman (2022-24)

247Sports Second Team, *Field of 68* Second Team, *Associated Press* Third Team, CBSsports.com Third Team, *College Hoops Today* Third Team, ESPN.com Third Team, NABC Third Team, *The Sporting News* Third Team, USBWA Third Team, 2024

Paul Silas (1961-64)

Brooklyn Tablet First Team, *Cage Scope* First Team, Helms Foundation Third Team, AP Honorable Mention and UPI Honorable Mention, 1962; *Cage Scope* First Team, Converse Second Team, AP and UPI Honorable Mention, 1963; *Brooklyn Tablet* First Team, Helms Foundation First Team, Converse Second Team, NABC Second Team, US Basketball Coaches Second Team, AP Third Team, UPI Third Team and *Sporting News* Honorable Mention, 1964

Anthony Tolliver (2004-07)

Collegeinsider.com Mid-Major, Senior CLASS Second Team, 2007



Paul Silas

Maurice Van Ackeren (1929-32)

Honorable Mention *College Humor*, 1931

Booker Woodfox (2007-09)

AP Honorable Mention, 2009

Marcus Zegarowski (2018-21)

AP Honorable Mention, NBCSports.com Second Team, Stadium Third Team, 2020; AP Honorable Mention, 2021

College Sports Communicators Academic All-Americans

Rick Apke (1974-78)

CSC Academic Second Team, 1977; CSC Academic First Team, 1978

Dennis Bresnahan (1969-71)

CSC Academic, 1970

Tyler Clement (2014-18)

CSC Academic First Team, 2018

Brody Deren (2001-04)

CSC Academic Third Team, 2004

Michael Lindeman (2000-04)

CSC Academic Second Team, 2003; CSC Academic Third Team, 2004

Paul Silas (1961-64)

CSC Academic First Team, 1964

Anthony Tolliver (2004-07)

CSC Academic Second Team, 2007

Retired Jerseys



**Doug McDermott
(2010-14)**

- Consensus 2013-14 National Player of the Year.
- Three-time First Team All-American.
- Finished his career ranked fifth in NCAA history with 3,150 points.
- Owns top three single-season scoring totals in program history.
- Started all 145 games in his career and established an NCAA career record with 135 games of 10+ points.
- Three-time Conference Player of the Year (BIG EAST 2014; MVC 2012 & 2013).



**Kyle Korver
(1999-2003)**

- Three-time First Team All-MVC pick who was named MVC Player of the Year and MVC Tournament MVP as both a junior and senior.
- First Creighton player to appear in four NCAA Tournaments.
- Owns Creighton and MVC-record 371 career three-pointers.
- Is seventh in NBA history in 3-pointers made and 10th in 3-point percentage.
- Inducted into MVC Hall of Fame on March 5, 2010.



**Bob Harstad
(1987-91)**

- Three-time First Team All-MVC pick, including 1990 MVC Player of the Year and 1991 MVC Tournament MVP.
- Helped Creighton to regular-season and postseason titles in 1989 and 1991.
- One of four players in MVC history with 2,000 points (2,110) and 1,000 rebounds (1,126), joining Larry Bird, Oscar Robertson and Xavier McDaniel.
- Inducted into MVC Hall of Fame on March 7, 2008.



**Bob Portman
(1966-69)**

- Averaged a Creighton-record 24.6 points per game for his career.
- Averaged single-season school-record 29.5 points per game in 1967-68.
- Set a single-game Creighton record (that still stands) with 51 points vs. Wisconsin-Milwaukee on Dec. 16, 1967.
- Fifth-leading scorer in school history (1,876).
- Inducted into the MVC Hall of Fame on March 8, 2013.



**Paul Silas
(1961-64)**

- His 21.6 rebounds per game are third in NCAA history.
- His 1,751 rebounds are sixth in NCAA history and the most ever by a three-year player.
- Scored 11,782 points and grabbed 12,357 rebounds in a 16-year NBA career.
- Coached 12 seasons in the NBA for the Clippers, Hornets, Bobcats and Cavaliers.
- Inducted into MVC Hall of Fame on March 2, 2012.



**Bob Gibson
(1954-57)**

- Led Creighton in scoring in both 1955-56 and 1956-57.
- Played for the Harlem Globetrotters in 1957-58.
- Entered MVC Hall of Fame in 2005 as an "Institutional Great".
- An inductee into the Major League Baseball Hall of Fame and member of the All-Century Team.
- Had 251 wins and won two Cy Young Awards as a pitcher on the St. Louis Cardinals.

Creighton Basketball Glossary

All-Americans

Creighton has produced 34 All-Americans in 105 seasons, beginning with Leonard F. "Jimmy" Lovely in 1923 and 1924. Doug McDermott was a three-time consensus First Team All-American (2011-12, 2012-13 and 2013-14) while picking up 14 different National Player of the Year honors as a senior. Most recently, Baylor Scheierman and Ryan Kalkbrenner were named All-Americans in 2023-24.

Altman, Dana

Creighton's all-time winningest coach with 327 wins, Dana Altman is the only coach in MVC history to lead his school to seven straight years of improved records. Altman won three MVC regular-season titles, six MVC Tournament crowns and led his teams to 13 postseason bids in a row before going to Oregon after the 2009-10 season. He was inducted into the Creighton Athletics Hall of Fame in 2018.



Apke Brothers, Tom and Rick

Former Bluejay coach Tom Apke is the only coach in school history to have led Creighton to the NCAA Tournament in his first season with the team (1974-75). A team captain on Creighton's 1964-65 team, Apke went on to coach the Bluejays to a 130-64 record from 1974-81.

While Tom was coaching the Bluejays to the postseason, his brother, Rick, was beginning to blossom as a player. After Rick averaged 6.4 points per game during his freshman season, he burst onto the scene as a sophomore with a scoring norm of 16.8 points per game. Rick went on to score 1,682 career points from 1974-78, now the ninth-highest total in school history.

Belford, "Duce", J.V.

J.V. "Duce" Belford was referred to as "Mr. Creighton Athletics" in the 1959-60 Creighton basketball media guide. Belford served the athletic department in a variety of roles for 39 years, beginning in 1922 as a student manager. In 1934, he was appointed part-time athletic director and was promoted to full-time A.D. in 1952. During his 39 years at Creighton, he served as the freshman basketball and football coach, varsity basketball coach, director of intramurals, track and field coach, baseball coach and golf coach. Belford passed away during the summer of 1961 following a long illness.



Benjamin, Benoit

A two-time AP All-America center for the Bluejays in the early 1980s, Benoit Benjamin began a 15-year NBA career in 1985 as the third overall draft pick in the first round by the Los Angeles Clippers. Benjamin is the all-time leader for blocked shots in Missouri Valley Conference history with 411 rejections. As a junior during the 1984-85 season, he led all of NCAA Division I in blocked shots and was the nation's second-leading rebounder.

Conference Title History

Regular-Season Conference Titles (22)		Conference Tournament Titles (12)	
Year	Conference	Year	Conference
1916-17	Nebraska Collegiate	1978	Missouri Valley
1916-17	Western Catholic	1981	Missouri Valley
1922-23	North Central	1989	Missouri Valley
1923-24	North Central	1991	Missouri Valley
1924-25	North Central	1999	Missouri Valley
1926-27	North Central	2000	Missouri Valley
1929-30*	Missouri Valley	2002	Missouri Valley
1930-31*	Missouri Valley	2003	Missouri Valley
1931-32	Missouri Valley	2005	Missouri Valley
1934-35*	Missouri Valley	2007	Missouri Valley
1935-36*	Missouri Valley	2012	Missouri Valley
1940-41	Missouri Valley	2013	Missouri Valley
1941-42*	Missouri Valley		
1942-43	Missouri Valley		
1977-78	Missouri Valley		
1988-89	Missouri Valley		
1990-91	Missouri Valley		
2000-01	Missouri Valley		
2001-02*	Missouri Valley		
2008-09*	Missouri Valley		
2012-13	Missouri Valley		
2019-20*	BIG EAST		

*shared title

Bevilacqua, Dr. Lee C. "Doc"

Inducted into the Creighton University Athletics Hall of Fame in 1988, Dr. Lee C. Bevilacqua became the first person associated with Creighton to be inducted into the Missouri Valley Conference Hall of Fame when he was presented with the MVC Award of Merit on Sept. 1, 1998, in St. Louis, Mo.

Bevilacqua died in the fall of 1998 while on a road trip with the men's soccer team. He had spent more than 30 years (1962-82, 1986-98) as the Creighton Athletic Department's team physician without receiving any form of monetary compensation.

CHI Health Center Omaha

The home to Creighton men's basketball since 2003-04, CHI Health Center Omaha ranks as one of college basketball's best venues. The arena was known as Qwest Center Omaha until the fall of 2011, then was CenturyLink Center Omaha from 2011-18.

The facility has hosted NCAA Basketball Tournament games in 2008, 2012, 2015, 2018 and 2024.

Creighton is 292-62 (.825) all-time at CHI Health Center Omaha, including 91 wire-to-wire wins.

Collin, Conrad "Cornie"

Twice an All-MVC forward and the league's leading scorer, Conrad "Cornie" Collin suffered a knee injury during a football scrimmage against the freshmen prior to the 1933 season. Despite withdrawing from both the football and basketball teams due to the injury, Collin became the first athlete in school history to captain both squads.

Conference Affiliation

Creighton enters its 12th year as a member of the BIG EAST Conference, having joined the league on July 1, 2013. The move came after a 54-year affiliation with the Missouri Valley Conference

(1928-48, 1977-2013).

The Bluejays began play in 1916-17 with membership in both the Nebraska Collegiate Conference and Western Catholic Conference. After playing the next five seasons as an independent, Creighton was a member of the North Central Conference from 1922-27 before beginning its first stint in the MVC.

Prior to the 1948-49 season, the Bluejays withdrew from the MVC and remained independent until rejoining The Valley in 1977.

Conference Titles

Creighton shared its first BIG EAST Conference title in 2019-20, beating No. 8 Seton Hall on the final day of the regular-season before a sellout crowd.

Creighton also has won 15 regular-season titles (8 outright, 7 shared), 12 MVC Tournament championships, four North Central Conference titles, one Nebraska Collegiate Conference crown and one Western Catholic Conference championship in its 106-year history of hoops.



Creighton Basketball Glossary

“Dynamic Duo”

Known as the “Dynamic Duo”, Chad Gallagher and Bob Harstad both rank in Creighton’s top-five all-time in both scoring and rebounding. As teammates from 1987-91, the pair helped Creighton win two MVC regular-season titles, two MVC Tournament crowns and make a pair of NCAA appearances.



Fight Song

The Creighton University fight song is “The White and the Blue,” with words and music by Gordon Richmond.

*“The White and the Blue!
Colors two, it is you we defend.
Fearless for you,
our might to the fight we will lend.
So: wave, colors, wave
We will fight on for your glory.
White and Blue!
We will fight till the fight is won.”*

Hall of Famers

The Creighton Athletics Hall of Fame has inducted 35 ex-Bluejay men’s basketball players and coaches since it was initiated in 1968. Major League Baseball great and former Creighton basketball star Bob Gibson was the first inductee. Most recently, former forwards Doug McDermott (2010-14) and Anthony Tolliver (2003-07) were inducted in August of 2019.



Kearney, Charles

Charles Kearney is believed to be the only player/coach in Creighton history and owns the third-best winning percentage among Creighton’s 16 head coaches. A two-time All-American and Creighton’s top scorer on the team, Kearney coached the Bluejays to a 33-10 (.767) record in parts of two seasons from 1921-22.

Creighton Athletics Hall of Fame Inductees

1991 Creighton Baseball Team	2016	Dr. Ralph Mailliard	1972
Dana Altman	2018	Chad McConnell	2015
Rick Apke	1989	Doug McDermott	2019
Tom Apke	1995	Kevin McKenna	1998
Tony Barone	2015	John J. “Red” McManus	1979
Edward Beisser	1977	Vernon Moore	2017
Alan Benes	2011	Brian Mullan	2008
Lee C. Bevilacqua, M.D.	1988	Richard Mulrooney	2008
Megan Bober	2022	Christy Neneman	2013
Ralph Bobik	1988	Tammy Nielsen Winkler	2015
Kelly Brookhart Prokupek	2003	Tara Oltman Higgins	2017
Kelli Browning	2021	Gil Passarella	1984
Conrad “Cornie” Collin	1991	Ross Paule	2012
Keith DeFini	2005	Ira Philson	2003
Randy Eccker	1999	Bob Portman	1982
Mike Finley	2007	Anthony F. Porto Sr., D.D.S.	1990
Oneri Fleita	2000	Jessica Powers Davis	2007
Donald Fleming	1976	Dennis Rasmussen	1993
Becky Flynn-Jensen	2005	Roman Roh, D.D.S.	1981
Rick Freehling	2009	Sebastian “Subby” Salerno	1986
Nate Funk	2013	Dave Schrage	2023
Heidi Geier Woodard	2006	Jody Schwartz Longballa	2012
Bob Gibson	1968	Randy Schwartz	1994
Pam Gradoville Simon	1999	Ryan Sears	2010
Kathy Halligan	2002	Scott Servais	2003
Gene Harmon	1985	Paul Silas	1974
Bob Harstad	2002	Bret Simon	2017
Rev. Robert P. Hart, S.J.	2001	Renae Sinkler-O’Gorman	2022
Dick Harvey	1983	Dan Smith	2013
Mike Heathcott	2006	Laura Spanheimer Dechant	2014
Jim Hendry	2001	Scott Stahoviak	2005
Fabian Herbers	2023	Shannon Struby	2006
E.S. “Eddie” Hickey	1973	Eddie Sutton	1997
Mary Higgins	1987	Jean Tierney Holt	1990
Lance Hill	2007	Anthony Tolliver	2019
Marissa Janning Murphy	2023	Johnny Torres	2004
Werner Jensen, M.D.	1975	Mike Tranchilla	2021
John C. Johnson	1991	John Trautman, M.D.	1980
Brian Kamler	2002	Rev. Maurice Van Ackeren, S.J.	1971
Carol Ketcham	2022	Pat Venditte	2021
John Knolla	1978	Ben Walker	2010
Donald Knowles	1969	Melissa Walsh Albers	2009
Rusty Komori	2014	Bob Warming	2011
Kyle Korver	2018	Tanya Warren	1996
Kris Kugel Huss	2011	Carrie Welle Anderson	2009
Ralph “Swede” Langer	2000	William Worthing	1970
Don Leahy	2008	David Wright	2015
Korie Lebeda	2014	Connie Yori	1992
Leonard “Jimmy” Lovely, D.D.S.	1969	Mary Yori	1992
Christina Lunceford	2023		

Coach Eddie Mulholland was hired prior to the 1920-21 season. However they had a dance the night before a Feb. 4, 1921 game vs. Des Moines, and the floor was very slick for the game. After Des Moines handed CU its first loss of the year, there was an argument about whether there would be dances before games, and subsequently, Mulholland quit as coach. Kearney, who was serving as team captain, took over coaching, too.


Korver, Kyle

Two-time Missouri Valley Conference Player of the Year Kyle Korver ranks as one of the top players in Valley history. He finished tied for sixth in NCAA history with 371 career three-pointers while placing 14th in accuracy at 45.3 percent from long-range. Chosen by ESPN’s Dick Vitale as the 2002-03 Midseason National Player of the Year, Korver helped lead Creighton’s return to the top-25 and garnered unprecedented attention for his all-around play. An NBA All-Star in 2015, he retired in 2021 and now works in the Atlanta Hawks front office.



Major Leaguers

Bob Gibson and Dennis Rasmussen went on to enjoy stellar Major League Baseball careers following their Creighton basketball days. Gibson was an All-American on the court for the Jays and played for the Harlem Globetrotters in 1957-58 before opting for baseball full-time. Among Gibson’s career achievements on the diamond were 251 career wins, nine straight Gold Gloves, two Cy Young Awards, two World Series championships, a 1971 no-hitter against Pittsburgh, a first ballot Hall of Famer in 1981 and a spot on Major League Baseball’s All-Century Team.



Rasmussen was a solid contributor for the Bluejay basketball team during 1977-80, and went on to win 91 games in the Majors with the Pirates, Yankees, Royals, Reds and Cubs.

Creighton Basketball Glossary

McDermott, Doug

Doug McDermott led Creighton to three NCAA Tournaments while starting all 145 games of his career from 2010-14. He was a four-time first-team all-conference pick, and three-time conference Player of the Year. Also a three-time First Team All-American, McDermott closed his career by sweeping all 14 National Player of the Year honors in 2013-14 and finishing his career fifth in NCAA history with 3,150 points. He has played in the NBA the past 10 seasons.



McManus, John J. (Red)

Creighton's fourth-winningest coach is John J. (Red) McManus, who led the Bluejays to a 138-118 mark from 1959-69 with NCAA bids in 1962 and 1964. A 1979 CU Athletics Hall of Fame inductee, McManus remained loyal to the program after leaving the coaching profession until his death in July, 2013.



National Championship (Unofficial)

The 1918-19 Creighton men's basketball team capped its second straight undefeated season by winning a two-game series against the U.S. Army's Camp Grant. By winning the series, the March 20, 1919, *Creighton Chronicle* reported, "the Creighton team is recognized as the champions of the west, not only among the college teams, but professionals."

Dr. Floyd Paynter took the success one step further when he wrote in the March 1934 *Creighton Alumnus*, "After this great season we claimed the basketball championship of the nation for Creighton University."

Olympians

Creighton owns two basketball alums that have played in the Olympics, Willard Schmidt (1936) and Gregory Echenique (2016). Schmidt was part of the US team that won a gold medal in Berlin, while Echenique represented his home country of Venezuela in Rio de Janeiro.

Schmidt and Echenique are two of seven former Creighton student-athletes to appear in the Olympics, joining Carl Vincequerra (1936 boxing), Scott Servais (1988 baseball), Chad McConnell (1992 baseball), Duncan McGuire (2024 soccer) and Taryn Kloth (2024 beach volleyball).



One-Sided Scores

The most lopsided victory in Creighton history was a 57-point triumph, 63-6, against Midland during the 1925-26 season. Conversely, Creighton's most lopsided defeat was a 66-point thumping, 96-30, by Illinois during 1948-49.

Overtime Games

In 106 seasons, Creighton has played 116 overtime games with a 63-53 record. Creighton's first overtime contest resulted in a 20-19 road triumph against St. Viator's on Feb. 12, 1917. The Bluejays have played two triple-overtime games, including a 97-94 win at Seton Hall on Jan. 20, 2024.

The Bluejays are 14-2 in games to go double-OT (or longer) since the start of the 1987-88 season.

Creighton's four overtime games in 2023-24 tied a single-season program record, and its seven overtime sessions last season tied a program mark first done in 1987-88.

Portman, Bob

Bob Portman (below) scored 1,876 career points from 1966-69, making him the fifth-leading scorer in Creighton history. He averaged a school-record 24.6 points per game for his career, including 29.5 points per game during 1967-68. He scored 30 or more points 15 times in his career, including a school-record 51-point effort against Wisconsin-Milwaukee on Dec. 16, 1967. Portman was inducted into the MVC Hall of Fame on March 8, 2013.



Schabinger, Arthur A.

Creighton's winningest men's basketball coach for 75 years, Arthur A. Schabinger directed Creighton to a 165-66 record as coach of the Bluejays from 1922-35. Eleven of his 13 teams finished first or second in the league, including eight teams that won or tied for the title.

Most Lopsided Wins			
Opponent	Margin	Score	Date
Midland	57	63-6	12/12/1925
UT Arlington	56	106-50	11/17/2002
Regis	55	93-38	11/30/1973
Longwood	55	113-58	12/09/2016
Morningside	54	105-51	02/17/1961
USC Upstate	54	116-62	12/20/2017
Drake	53	79-26	02/14/1933
Northern Colorado	51	105-54	12/02/1959
South Dakota State	51	67-16	01/11/1927
Maryland-Eastern Shore	51	87-36	12/15/2017
Florida A&M	51	105-54	11/07/2023

Sears, Ryan & Walker, Ben

Keying the rejuvenation of Creighton basketball in the late 1990's were a pair of guards who spent four years in the starting line-up together, Ryan Sears and Ben Walker. Sears ended his career with school-record totals of 570 assists, 283 steals and 245 three-pointers while starting all 124 games of his career.

Walker scored 1,238 points and hauled down 677 rebounds in a stellar four-year career that saw him start 119 of 124 career contests.

Silas, Paul

One of the top rebounders in the history of college basketball, Paul Silas averaged 21.6 rebounds per game during his three-year career (1961-64). Silas' 1,751 career caroms are the fourth-best total among NCAA Division I players to have played three seasons and his career per game rebounding norm is the third-best total for any NCAA Division I player. Silas is also 10th on CU's all-time scoring list with 1,661 points.

Silas was inducted into the College Basketball Hall of Fame in November of 2017 as part of a class that included John Stockton and Tim Duncan.

Sutton, Eddie

One of the legendary figures in college basketball history, Eddie Sutton got his first Division I head coaching job at Creighton, where he led the Bluejays to an 82-50 mark in five seasons between 1969-74. Sutton's final coaching stint came in 2007-08 as interim coach at San Francisco. His 806-326 mark in 37 years of coaching ranks 13th on the all-time Division I wins list.

He became the first coach to lead four schools to the NCAA Tournament, taking Creighton, Arkansas, Kentucky and Oklahoma State.

He was voted into the Naismith Memorial Basketball Hall of Fame in April of 2020.



Most Lopsided Losses			
Opponent	Margin	Score	Date
at Illinois	66	30-96	01/15/1949
at Drake	49	54-103	02/26/1985
at Marquette	46	48-94	02/05/1958
at Providence	45	70-115	02/02/1961
at Iowa State	44	63-107	12/01/1993
at St. Francis (Pa.)	43	53-96	01/02/1951
vs. Kentucky	42	23-65	01/02/1948
at Iowa State	42	73-115	12/12/1987
at Iowa	39	38-77	12/11/1948
at Iowa State	38	49-87	01/24/1953

Creighton Basketball Glossary

Top 25

Creighton was ranked during the final 15 weeks of the 2002-03 *Associated Press* poll, returning to the rankings after a 28-season absence. The Bluejays have been ranked by the AP 141 different weeks in school history, with 113 of those weeks coming with Greg McDermott as head coach.

Creighton's best all-time ranking is No. 7, done four times, most recently Nov. 28, 2022.

Triple-Doubles

Baylor Scheierman had Creighton's first traditional points/rebounds/assists triple-double on Feb. 13, 2024, when he had 15 points, 11 rebounds and 11 assists vs. Georgetown. Before Scheierman, Benoit Benjamin attained three different points/rebounds/blocks triple-doubles, all in 1984 or 1985.



Undefeated Conference Seasons

Two of Creighton's eight outright MVC titles came by posting undefeated records in league play. Before ceasing athletics because of World War II, Creighton won the 1943 MVC title by posting a 10-0 conference mark. The Bluejays also won the 1931-32 Valley championship with an 8-0 league record.

All-Time Record Breakdown

1,697-1,095 Overall (.608)

Home	1,071-312	.774
Ak-Sar-Ben Coliseum	2-1	.667
Boys Town Fieldhouse	5-2	.714
Old Gymnasium	338-92	.786
Civic Auditorium	434-155	.737
CHI Health Center Omaha	292-62	.825
Away	493-687	.418
Neutral	129-96	.573
Unknown Site	4-0	1.000

Vinardi Center

The Bluejays went 338-92 in 42 seasons in the 3,000-seat Vinardi Center (then known as University Gym) from the time Creighton began sponsoring men's basketball in 1916-17 through the 1959-60 season.

Creighton split its home games between University Gym and the Omaha Civic Auditorium from 1955-60 before moving into the Civic full-time for the 1960-61 year.

Creighton moved to its current home, CHI Health Center Omaha, in 2003.

Yost, Ray

Ray Yost (below) and Elton Tuttle became the first Creighton basketball players to surpass the 1,000-point barrier, accomplishing the feat in the 1953-54 campaign.

Tuttle finished his career as the all-time scoring leader with 1,303 points (he is currently 23rd), but it was Yost who graduated with the single-season mark of 616 during his senior season, which remains 14th in Bluejay history.

Yost scored 1,196 points in his career, which now ranks him 31st on the all-time chart.



Recent Overall Records

BIG EAST Teams

Most Wins - Last Five Years (2019-20 - Present)

Team	W	L	Pct.
UConn	125	41	.753
Creighton	118	51	.698
Villanova	107	55	.660
Marquette	106	56	.654
Providence	101	57	.639
Xavier	98	62	.613
Seton Hall	98	61	.616
St. John's	88	69	.561
Butler	78	76	.506
Georgetown	50	103	.327
DePaul	49	98	.333

Most Wins - Last 10 Years (2014-15 - Present)

Team	W	L	Pct.
Villanova	269	81	.769
Xavier	221	118	.652
Creighton	218	122	.641
UConn	216	119	.645
Providence	206	123	.626
Marquette	203	125	.619
Seton Hall	202	123	.622
Butler	185	138	.573
St. John's	168	154	.522
Georgetown	135	179	.430
DePaul	109	200	.353

Most Wins - Last 20 Years (2004-05 - Present)

Team	W	L	Pct.
Villanova	503	184	.732
UConn	463	216	.682
Creighton	457	227	.668
Xavier	452	222	.671
Marquette	430	237	.645
Butler	427	239	.641
Providence	368	278	.570
Seton Hall	364	276	.569
Georgetown	362	283	.561
St. John's	320	315	.504
DePaul	231	391	.371



Former Creighton Basketball assistant coach Bill Fitch was inducted into the Naismith Memorial Basketball Hall of Fame in the fall of 2019. Though Fitch missed the ceremony due to health issues, he was represented by his son-in-law Ron, his daughter Marcyann, and presenter Larry Bird.

Draft Pick History

Creighton's All-Time NBA Draft Pick History

Name	Year Drafted	Pick (Round)	Team
Benoit Benjamin	1985	3 (1st)	Los Angeles Clippers
Bob Portman	1969	7 (1st)	San Francisco Warriors
Doug McDermott	2014	11 (1st)	Denver Nuggets
Paul Silas	1964	12 (2nd)	St. Louis Hawks
Neil Johnson	1966	15 (2nd)	Baltimore Bullets
Justin Patton	2017	16 (1st)	Chicago Bulls
Wally Anderzunas	1969	25 (2nd)	Atlanta Hawks
Ed Cole	1955	29 (4th)	New York Knicks
Baylor Scheierman	2024	30 (1st)	Boston Celtics
Joe Bergman	1971	31 (2nd)	Cincinnati Royals
Chad Gallagher	1991	32 (2nd)	Phoenix Suns
Khyri Thomas	2018	38 (2nd)	Philadelphia 76ers
Marcus Zegarowski	2021	49 (2nd)	Brooklyn Nets
Kyle Korver	2003	51 (2nd)	New Jersey Nets
Rodney Buford	1999	53 (2nd)	Miami Heat
Rick Apke	1978	58 (3rd)	Washington Bullets
Vernon Moore	1985	58 (3rd)	Washington Bullets
Tim Powers	1967	65 (6th)	Philadelphia 76ers
Wally Anderzunas	1968	70 (6th)	Detroit Pistons
Dick Harvey	1960	71 (10th)	Minneapolis Lakers
Alex Stivrins#	1985	75 (4th)	Seattle SuperSonics
Ralph Bobik	1974	76 (5th)	Phoenix Suns
Kevin McKenna	1981	88 (4th)	Los Angeles Lakers
Elton McGriff	1965	93 (12th)	St. Louis Hawks
Joe Bergman	1970	104 (7th)	San Francisco Warriors
Gene Harmon	1974	107 (6th)	Boston Celtics
John Johnson	1979	144 (7th)	Denver Nuggets
Doug Brookins	1975	160 (9th)	Washington Bullets
George Morrow	1981	182 (8th)	Boston Celtics
Daryl Stovall	1982	207 (10th)	San Diego Clippers
Greg Brandon	1984	219 (10th)	Seattle SuperSonics

*Cyril Baptiste was also picked third overall in the NBA's 1971 Hardship Draft, which was separate from the 10-round 1971 NBA Draft.
#Stivrins followed Creighton coach Tom Apke and transferred to Colorado for his final two seasons of eligibility.

Creighton's All-Time ABA Draft Pick History

Tim Powers	1967	Rounds 1-5	Minnesota Muskies (ABA)
Wally Anderzunas	1968	Rounds 6-10	Dallas Chaparrals (ABA)
Bob Portman	1969	2nd Round	Denver Rockets (ABA)
Joe Bergman	1970	Rounds 6-10	Kentucky Colonels



Creighton graduates Doug McDermott (left) and Kyle Korver (right) thrilled fans in 2016 during an NBA exhibition game in Omaha.

McDermott finished his 10th year in the NBA last spring as a member of the Indiana Pacers.

Korver led the NBA with 226 three-pointers in 2004-05, in free-throw percentage in 2006-07 (91.4%) and in three-point percentage in 2009-10 (an NBA-record .536), 2013-14 (.472), 2014-15 (.492) and 2016-17 (.451). In 2009-10, he set an NBA single-season record for three-point accuracy at 53.6 percent. His 42.9 percent career accuracy from '3' ranks 10th in NBA history, and his 2,450 career treys are seventh-most all-time. He retired in 2021 and now works in the front office for the Atlanta Hawks.

"I'm more proud of my academic success at Creighton than of all my athletic accomplishments.

"What Creighton University does for an athlete or any student is that they teach you how to think, how to deal with everyday living.



"What I learned at Creighton has helped me close the gap between professional sports and the business world."

Paul Silas

Former Creighton All-American

*Creighton's first Academic All-American
12 Year NBA head coach*



After a standout 16-year playing career, Creighton grad Paul Silas coached 12 seasons in the NBA. Silas led the Clippers, Hornets, Cavaliers and Bobcats on the sideline.

(photo courtesy Charlotte Bobcats/NBAE)

"I'm really proud of where Creighton is, and how Creighton has managed to stay true to who they are, but still do it on a larger scale. Being in the BIG EAST now, playing in this kind of arena, and Doug (McDermott) with all the accomplishments he had really took Creighton to another level. I've always been proud to say I played at Creighton, and I think it's because of the people mostly. The people at Creighton, the people in Omaha."

Kyle Korver

Former Creighton All-American

Bluejays in the NBA

Creighton Players in the NBA Career Stats (as of end of 2023-24 season)

Ty-Shon Alexander		GP	Min.	Pts.	PPG	FG-ATT	FG%	FTM-ATT	FT%	3FG-ATT	3FG%	REB	RPG	AST	STL	BLK	TO
Years	2020-21	15	47	9	0.6	3-12	.250	1-2	.500	2-9	.222	10	0.7	6	0	1	3

Wally Anderzunas		GP	Min.	Pts.	PPG	FG-ATT	FG%	FTM-ATT	FT%	3FG-ATT	3FG%	REB	RPG	AST	STL	BLK	TO
Years	1969-70	44	370	159	3.6	65-166	.392	29-46	.630	0-0	---	82	1.9	9	-	-	-

Benoit Benjamin		GP	Min.	Pts.	PPG	FG-ATT	FG%	FTM-ATT	FT%	3FG-ATT	3FG%	REB	RPG	AST	STL	BLK	TO
Years	1985-00	807	21911	9223	11.4	3588-7224	.497	2046-2837	.721	1-21	.048	6063	7.5	1070	522	1581	1847

Rodney Buford		GP	Min.	Pts.	PPG	FG-ATT	FG%	FTM-ATT	FT%	3FG-ATT	3FG%	REB	RPG	AST	STL	BLK	TO
Years	1999-2005	230	4183	1472	6.4	630-1530	.412	138-182	.758	74-247	.300	598	2.6	179	115	31	140

Chad Gallagher		GP	Min.	Pts.	PPG	FG-ATT	FG%	FTM-ATT	FT%	3FG-ATT	3FG%	REB	RPG	AST	STL	BLK	TO
Years	1993-94	2	3	6	3.0	3-3	1.000	0-0	---	0-0	---	0	0.0	0	0	0	0

Ward "Hoot" Gibson		GP	Min.	Pts.	PPG	FG-ATT	FG%	FTM-ATT	FT%	3FG-ATT	3FG%	REB	RPG	AST	STL	BLK	TO
Years	1949-50	32	--	176	5.5	67-195	.344	42-64	.656	0-0	---	-	-	37	-	-	--

Neil Johnson		GP	Min.	Pts.	PPG	FG-ATT	FG%	FTM-ATT	FT%	3FG-ATT	3FG%	REB	RPG	AST	STL	BLK	TO
Years	1966-70	202	2263	798	4.0	300-705	.426	198-323	.613	0-0	---	685	3.4	217	-	-	-

Kyle Korver		GP	Min.	Pts.	PPG	FG-ATT	FG%	FTM-ATT	FT%	3FG-ATT	3FG%	REB	RPG	AST	STL	BLK	TO
Years	2003-20	1232	31183	11953	9.7	4103-9277	.442	1297-1479	.877	2450-5715	.429	3643	3.0	2114	804	403	1290

Doug McDermott		GP	Min.	Pts.	PPG	FG-ATT	FG%	FTM-ATT	FT%	3FG-ATT	3FG%	REB	RPG	AST	STL	BLK	TO
Years	2014-Present	655	13230	5851	8.9	2198-4662	.471	515-639	.806	940-2293	.410	1434	2.2	657	142	61	430

Kevin McKenna		GP	Min.	Pts.	PPG	FG-ATT	FG%	FTM-ATT	FT%	3FG-ATT	3FG%	REB	RPG	AST	STL	BLK	TO
Years	1981-88	243	3460	1320	5.4	498-1204	.414	221-270	.819	103-283	.364	317	1.3	342	184	25	204

Justin Patton		GP	Min.	Pts.	PPG	FG-ATT	FG%	FTM-ATT	FT%	3FG-ATT	3FG%	REB	RPG	AST	STL	BLK	TO
Years	2017-21	22	296	86	3.9	36-89	.404	4-6	.667	10-40	.250	60	2.7	19	15	14	6


Bob Portman		GP	Min.	Pts.	PPG	FG-ATT	FG%	FTM-ATT	FT%	3FG-ATT	3FG%	REB	RPG	AST	STL	BLK	TO
Years	1969-73	221	2937	1254	5.7	519-1172	.443	216-277	.780	0-0	---	729	3.3	128	-	-	-

Paul Silas		GP	Min.	Pts.	PPG	FG-ATT	FG%	FTM-ATT	FT%	3FG-ATT	3FG%	REB	RPG	AST	STL	BLK	TO
Years	1964-80	1254	34989	11782	9.4	4293-9949	.432	3196-4748	.673	0-0	---	12357	9.9	2572	358	138	333

Alex Stivrins		GP	Min.	Pts.	PPG	FG-ATT	FG%	FTM-ATT	FT%	3FG-ATT	3FG%	REB	RPG	AST	STL	BLK	TO
Years	1985-86, 92-93	22	90	44	2.0	20-43	.465	4-8	.500	0-2	.000	22	1.0	4	2	2	10

Khyri Thomas		GP	Min.	Pts.	PPG	FG-ATT	FG%	FTM-ATT	FT%	3FG-ATT	3FG%	REB	RPG	AST	STL	BLK	TO
Years	2018-21	39	409	160	4.1	59-152	.388	18-24	.750	24-76	.316	39	1.0	36	19	11	13

Anthony Tolliver		GP	Min.	Pts.	PPG	FG-ATT	FG%	FTM-ATT	FT%	3FG-ATT	3FG%	REB	RPG	AST	STL	BLK	TO
Years	2008-21	730	14197	4451	6.1	1466-3538	.414	654-848	.771	865-2320	.373	2416	3.3	650	272	215	462



Benoit Benjamin
1st Round NBA
Draft Choice in 1985



Bob Portman
1st Round NBA
Draft Choice in 1969



Neil Johnson
2nd Round NBA
Draft Choice in 1966



Wally Anderzunas
2nd Round NBA
Draft Choice in 1969



Kyle Korver
2nd Round NBA
Draft Choice in 2003



Khyri Thomas
2nd Round NBA
Draft Choice in 2018

Creighton Classics

Creighton Classics

A list of some memorable Bluejay basketball games through the years

March 23, 2024 - Creighton scores the first 15 points of the second overtime in an 86-73 NCAA Tournament win vs. Oregon and former CU coach Dana Altman to return to the Sweet 16.

Feb. 20, 2024 - Creighton beats No. 1 UConn 85-66, its first win ever over a top-ranked team and the Huskies largest (and final) loss of the season.

March 24, 2023 - Creighton defeats Princeton 86-75 to clinch a spot in the Elite Eight.

March 17, 2022 - CU defeats San Diego State 72-69 in overtime after overcoming a nine-point deficit in the final 2:30 of regulation of its NCAA Tourney opener.

March 12, 2022 - Creighton earns a second straight trip to the BIG EAST Tournament final after a 85-58 blowout victory over regular-season champ and No. 11-ranked Providence.

January 1, 2022 - Alex O'Connell forces double-OT with a trey at the buzzer in a 75-69 win at Marquette.

March 20, 2021 - A defensive stop in the closing seconds helps CU defeat UCSB 63-62 in the First Round of the NCAA Tournament. Two days later CU beat Ohio 72-58 for its first Sweet 16 trip since 1974.

Jan. 2, 2021 - Christian Bishop's transition dunk with 0.8 seconds left gives CU a 67-65 win at Providence.

Dec. 20, 2020 - A basket by Damien Jefferson with 0.2 left in regulation ties it and Creighton goes on to win its first game vs. UConn, 76-74 in overtime.

March 7, 2020 - Creighton makes 12 of its final 13 shots from the field to beat No. 8 Seton Hall, 77-60, and clinch a share of the program's first BIG EAST title.

March 9, 2019 - Mitch Ballock scores 39 points on 14 shots thanks to 11-for-12 three-point shooting in a win over DePaul.

Feb. 24, 2018 - Marcus Foster and Khyri Thomas combine for 52 points as Creighton upends eventual national champion Villanova, 89-83, in overtime. The No. 3 Wildcats are the highest-ranked team CU has ever beaten, and is VU's final loss of its title campaign.

March 10, 2017 - Marcus Foster sends Creighton to the BIG EAST Tournament title game with a game-winning three-pointer with 6.6 left as the Bluejays top Xavier, 75-72.

Feb. 9, 2016 - Creighton never trails in a 70-56 win over No. 5 Xavier, holding the Musketeers to 1-of-21 shooting from three-point range in CU's first top-five win at home since 1970.

March 8, 2014 - Doug McDermott's final home game is one for the ages, as he scores a career-high 45 points while also passing 3,000 career points in CU's 88-73 win over Providence.

Jan. 28, 2014 - Doug McDermott scores 39 points, including a game-winning three-pointer with 2.8 seconds left, as CU tops St. John's, 63-60.

Jan. 20, 2014 - Creighton makes a three-pointer on each of its first nine possessions en route to a 96-68 win at No. 4 Villanova. The Bluejays make a BIG EAST record 21 three-pointers in the game, paced by nine treys from Ethan Wragge, who tied a school record.



Dec. 31, 2013 - Creighton never trails in a 67-49 win over preseason league favorite Marquette in the program's first BIG EAST game, which started at 9 pm on New Year's Eve in front of a raucous crowd.

March 10, 2013 - Creighton leaves the MVC on a high note, defeating rival Wichita State 68-65 for its second straight Valley Tournament title.

March 2, 2013 - Creighton clinches its first outright MVC title since 2002 by defeating future Final Four qualifier Wichita State in a winner-take-all battle for the league crown. Creighton shot 70.2 percent in the game and got 41 points from Doug McDermott, who made 15-of-18 attempts in the 91-79 victory.

March 16, 2012 - Creighton beats Alabama, 58-57, for its first NCAA Tournament win since 2002. The Bluejays overcame an 11-point second-half deficit.

Feb. 21, 2012 - Creighton trails 71-57 with 7:55 left and 83-76 with 1:45 to play on Senior Day vs. Evansville, but forces overtime when Gregory Echenique deflects an Antoine Young miss in at the regulation buzzer. UE's Colt Ryan, who scored 43 points, misses a shot in the waning seconds as CU wins, 93-92.

Feb. 18, 2012 - Antoine Young's jumper with 0.3 seconds left lifts Creighton to an 81-79 win over Long Beach State. Young's shot capped a game-ending 6-0 run and causes Creighton fans to storm the CHI Center Omaha floor for the first time.

March 6, 2009 - Wichita State overcomes Creighton's 59-43 lead in the final four minutes before MVC Player of the Year Booker Woodfox rescues the Bluejay win with a jumper at the buzzer, 63-62.



March 18, 2008 - Creighton rallies from a 12-point deficit in the final 3:10 to beat Rhode Island, 74-73, in the first round of the National Invitation Tournament. Cavel Witter's three-pointer with 3.2 seconds left wins it.

March 1, 2008 - Creighton and Bradley play the highest-scoring game in school history, a 111-110 double-overtime Bluejay win. The win clinches CU's 10th straight 20-win season and features 42 points by reserve Cavel Witter, including 11 in double-OT.

Nov. 9, 2007 - Creighton trails 23-6 in the opening minutes of the season to DePaul before freshman P'Allen Stinnett breaks loose in his debut. Stinnett scores 23 points, all in the second half, as Creighton wins 74-62.

March 4, 2007 - Creighton beats longtime nemesis and 11th-ranked Southern Illinois before 22,612 fans to win its 10th MVC Tournament title, 67-61. Nate Funk is named Tournament MVP.

Jan. 28, 2006 - Anthony Tolliver drains a shot from the right baseline as time expires, lifting Creighton to a 57-55 win over future Sweet 16 qualifier Wichita State. Creighton trailed 25-6 after 10 minutes.

Dec. 11, 2005 - Injuries to three of its top seven players forces Creighton to dress just nine players, but it's more than enough in a 70-44 win over Nebraska. Creighton holds the Huskers to 11 first-half points while forcing NU into a school-record 31 turnovers.

Nov. 26, 2005 - Nate Funk scores 15 of his career-high 38 points after regulation, including the game-winner with 5.7 seconds left, as Creighton outlasts Dayton, 91-90 in the first double-OT game at CHI Health Center Omaha.

Feb. 16, 2005 - Trailing by seven at the break, Creighton scores the first 13 points in the second half en route to an 82-68 win at league-leading Wichita State. CU shoots 16-of-19 (a then-MVC-record 84.2 percent) in the second half, grabbing the offensive rebound on all three misses. Nate Funk had 35 points in the game, which started an eight-game winning streak that included an MVC Tournament title.

Jan. 15, 2005 - Nate Funk picks up a loose ball and tosses in a 19-footer at the buzzer to give Creighton a 67-66 road win at Northern Iowa.

Dec. 11, 2004 - Senior Kellen Miliner hits a 15-foot shot with 0.7 seconds left to lead Creighton to a 50-48 win at Nebraska.

Nov. 24, 2004 - Tyler McKinney's basket with 4.2 seconds left in OT leads Creighton past Ohio State, 65-63, in the championship game of the Guardians Classic. In his next game, McKinney would score on CU's final possession as the Jays won at Xavier, 73-72.

March 10, 2003 - Creighton destroys top seed Southern Illinois, 80-56, to earn a fifth straight NCAA bid. Kyle Korver repeats as MVC Tourney MVP.

March 15, 2002 - Terrell Taylor's three-point shot with 0.2 seconds left in double overtime beats #15 Florida 83-82 in the first round of the NCAA Tournament. Taylor scored all 28 of his points after half.

Nov. 27, 2001 - Creighton overcomes a 37-19 deficit to rally and beat #17 Western Kentucky, 94-91 in double-overtime. Brody Deren has 21 points and 11 rebounds off the bench in his second game at Creighton while guarding Hilltopper All-American Chris Marcus in the post.

Dec. 4, 1999 - After trailing at Baylor 61-47 with three minutes to play, Creighton guard Ben Walker hits a runner at the buzzer to knot the score at 67. In overtime, Creighton takes its first lead of the game and goes on to a 77-76 win.

Dec. 20, 1998 - Creighton ruins the return of ex-coach Eddie Sutton, beating Sutton and No. 18 Oklahoma State 66-60 before 8,418 fans. Creighton ends the game on a 12-2 run in the win.

Dec. 10, 1997 - Tom Osborne retires as Nebraska's football coach earlier in the day, then his school loses to Creighton 84-73 that night.

Nov. 26, 1994 - Dana Altman's debut on the Bluejay sideline results in a 68-61 win at Oral Roberts, snapping CU's 30-game road losing streak.

March 7, 1989 - James Farr's 13-footer with three seconds left gave Creighton a 79-77 victory over Southern Illinois in the MVC Tournament title game.

Feb. 16, 1989 - A three-pointer by Todd Eisner with two seconds left capped Creighton's rally from a six-point deficit in the final 45 seconds of regulation. The Bluejays then beat Southern Illinois 102-100 on a drive by James Farr with three seconds left in OT.

March 5, 1978 - Rick Apke's last-second 18-footer beat Indiana State and Larry Bird 54-52 in the MVC tournament championship game.

Feb. 16, 1978 - Larry Bird is held to 11 points, 20 below his average, as CU whips Indiana State, 89-57.

Feb. 17, 1973 - Gene Harmon's 30-footer at the buzzer beats #7 Houston 78-77. CU forced 38 turnovers.



Jan. 29, 1970 - In Eddie Sutton's first year, the Bluejays upset Sam Lacey and #5 New Mexico State 72-68, before a Civic crowd of 11,214 that remains a record.

Dec. 14, 1963 - Chuck Officer's 16-foot hook shot at the buzzer forced the first overtime in a 96-91 double overtime win over Utah State. The Bluejays trailed by two with seven seconds left when Tom Apke rebounded a missed free throw and fired up court to Officer, who fell to one knee at the foul line, his back to the basket. Without getting up he threw up a shot that swished.

Dec. 20, 1961 - Creighton downs John Wooden's UCLA team that includes Walt Hazzard, 74-72.

Dec. 9, 1961 - Chuck Officer's 35-foot shot with five seconds left beats Notre Dame 73-71. Paul Silas scores 22 points and grabs 26 rebounds in his second career game at CU.

Jan. 10, 1930 - William Worthing's 65-foot shot in the final minute beats Kentucky, 28-27. To commemorate the shot as the longest field goal at Kentucky, UK officials placed a brass plate in the gymnasium, which was later moved to the exact location on a new floor when they moved arenas.

--Special thanks to Rich Kaipust and the Omaha World-Herald for help compiling this initial list.

CHI Health Center Omaha Season Records

Games Played		
Rk.	Name, Year	Games
1.	Doug McDermott, 2010-11	22
	Antoine Young, 2010-11	22
	Kenny Lawson Jr., 2010-11	22
	Jahenns Manigat, 2010-11	22
	Darryl AZhford, 2010-11	22
	Josh Jones, 2010-11	22
	Kaleb Korver, 2010-11	22
	Wayne Runnels, 2010-11	22

Games Started		
Rk.	Name, Year	Starts (Games)
1.	Doug McDermott, 2010-11	22 (22)
	Antoine Young, 2010-11	22 (22)
	Kaleb Korver, 2010-11	22 (22)
4.	Booker Woodfox, 2008-09	19 (19)
	Justin Carter, 2008-09	19 (19)
	Kenny Lawson Jr., 2008-09	19 (19)
	Josh Dotzler, 2008-09	19 (19)
	Maurice Watson Jr., 2015-16	19 (19)
	Geoffrey Groselle, 2015-16	19 (19)
	Ty-Shon Alexander, 2018-19	19 (19)
	Martin Krampelj, 2018-19	19 (19)
	Mitch Ballock, 2018-19	19 (19)
	Davion Mintz, 2018-19	19 (19)

Minutes		
Rk.	Name, Year	Minutes (Games)
1.	Antoine Young, 2010-11	757 (22)
2.	Doug McDermott, 2010-11	628 (22)
3.	Mitch Ballock, 2019-20	624 (18)
4.	Ty-Shon Alexander, 2018-19	618 (19)
5.	Mitch Ballock, 2018-19	607 (19)

Minutes Per Game (min. 10 games played)		
Rk.	Name, Year	Minutes Per Game
1.	Trey Alexander, 2023-24	35.5
2.	Ryan Nembhard, 2021-22	34.8
3.	Mitch Ballock, 2019-20	34.7
4.	Nate Funk, 2006-07	34.6
5.	Antoine Young, 2010-11	34.4

Points		
Rk.	Name, Year	Points (Games)
1.	Doug McDermott, 2013-14	472 (16)
2.	Doug McDermott, 2012-13	387 (17)
3.	Marcus Foster, 2017-18	386 (18)
4.	Doug McDermott, 2010-11	360 (22)
5.	Doug McDermott, 2011-12	354 (16)
6.	Marcus Foster, 2016-17	337 (17)
7.	Ty-Shon Alexander, 2019-20	328 (18)
8.	Marcus Zegarowski, 2019-20	325 (18)
9.	Trey Alexander, 2023-24	313 (16)
10.	Ty-Shon Alexander, 2018-19	304 (19)

Points Per Game (min. 10 games played)		
Rk.	Name, Year	Points Per Game
1.	Doug McDermott, 2013-14	29.5
2.	Doug McDermott, 2012-13	22.8
3.	Doug McDermott, 2011-12	22.1
4.	Marcus Foster, 2017-18	21.4
5.	Marcus Foster, 2016-17	19.8

Field Goals Made		
Rk.	Name, Year	FG Made (Games)
1.	Doug McDermott, 2013-14	161 (16)
2.	Marcus Foster, 2017-18	143 (18)
3.	Doug McDermott, 2011-12	138 (16)
4.	Doug McDermott, 2010-11	134 (22)
5.	Doug McDermott, 2012-13	130 (17)

Field Goals Attempted		
Rk.	Name, Year	FG Attempted (Games)
1.	Doug McDermott, 2013-14	299 (16)
2.	Marcus Foster, 2017-18	263 (18)
3.	Marcus Foster, 2016-17	261 (17)
4.	Ty-Shon Alexander, 2018-19	245 (19)
5.	Doug McDermott, 2010-11	242 (22)

Field Goal Percentage (min. 3 FG Made/Game)		
Rk.	Name, Year	FG% (FG-FGA)
1.	Ryan Kalkbrenner, 2022-23	.742 (92-124)
2.	Geoffrey Groselle, 2015-16	.736 (81-110)
3.	Ryan Kalkbrenner, 2020-21	.729 (43-59)
4.	Ryan Kalkbrenner, 2023-24	.722 (109-151)
5.	Christian Bishop, 2020-21	.711 (64-90)

3-Point Field Goals Made		
Rk.	Name, Year	3FG Made (Games)
1.	Marcus Foster, 2017-18	61 (18)
2.	Mitch Ballock, 2019-20	58 (18)
3.	Marcus Zegarowski, 2019-20	55 (18)
4.	Mitch Ballock, 2018-19	54 (19)
5.	Ty-Shon Alexander, 2018-19	53 (19)

3-Point Field Goals Attempted		
Rk.	Name, Year	3FG Attempted (Games)
1.	Ty-Shon Alexander, 2018-19	144 (19)
2.	Marcus Foster, 2017-18	126 (18)
3.	Mitch Ballock, 2019-20	123 (18)
4.	Mitch Ballock, 2018-19	117 (19)
5.	Baylor Scheierman, 2023-24	116 (16)

3-Point Field Goal Percentage (min. 1 3FG Made/Game)		
Rk.	Name, Year	3FG% (3FG-3FGA)
1.	Austin Chatman, 2012-13	.559 (19-34)
2.	Marcus Zegarowski, 2019-20	.534 (55-103)
3.	Isaac Traudt (19-37), 2023-24	.514 (19-37)
4.	Jimmy Motz, 2004-05	.509 (29-57)
5.	Ethan Wragge, 2013-14	.506 (45-89)

Free Throws Made		
Rk.	Name, Year	FT Made (Games)
1.	Doug McDermott, 2013-14	102 (16)
2.	Doug McDermott, 2012-13	88 (17)
3.	Anthony Tolliver, 2005-06	80 (17)
4.	Ty-Shon Alexander, 2019-20	77 (18)
5.	P'Allen Stinnett, 2008-09	76 (19)

Free Throws Attempted		
Rk.	Name, Year	FT Attempted (Games)
1.	Doug McDermott, 2013-14	118 (16)
2.	P'Allen Stinnett, 2008-09	105 (19)
3.	Anthony Tolliver, 2005-06	102 (17)
4.	Doug McDermott, 2012-13	98 (17)
5.	Johnny Mathies, 2005-06	93 (17)

Free Throw Percentage (min. 2.5 FT Made/Game)		
Rk.	Name, Year	FT% (FT-FTA)
1.	Nate Funk, 2006-07	.919 (57-62)
2.	Doug McDermott, 2012-13	.898 (88-98)
3.	Cavel Witter, 2009-10	.896 (43-48)
4.	Ty-Shon Alexander, 2019-20	.865 (77-89)
5.	Doug McDermott, 2013-14	.864 (102-118)

Rebounds		
Rk.	Name, Year	Rebounds (Games)
1.	Doug McDermott, 2010-11	158 (22)
2.	Baylor Scheierman, 2023-24	140 (16)
3.	Kenny Lawson Jr., 2010-11	131 (22)
4.	Doug McDermott, 2011-12	130 (16)
5.	Baylor Scheierman, 2022-23	127 (15)
6.	Martin Krampelj, 2018-19	126 (19)
7.	Geoffrey Groselle, 2015-16	125 (19)
8.	Dane Watts, 2007-08	124 (18)
	Doug McDermott, 2012-13	124 (17)
10.	Doug McDermott, 2013-14	122 (16)

Rebounds Per Game (min. 10 games played)		
Rk.	Name, Year	Rebounds Per Game
1.	Martin Krampelj, 2017-18	8.9
2.	Baylor Scheierman, 2023-24	8.8
3.	Baylor Scheierman, 2022-23	8.5
4.	Doug McDermott, 2011-12	8.1
5.	Doug McDermott, 2013-14	7.6

Offensive Rebounds		
Rk.	Name, Year	Off. Reb. (Games)
1.	Ryan Kalkbrenner, 2021-22	58 (15)
2.	Doug McDermott, 2010-11	52 (22)
3.	Geoffrey Groselle, 2015-16	50 (19)
4.	Doug McDermott, 2011-12	46 (16)
5.	Dane Watts, 2007-08	45 (18)

Defensive Rebounds		
Rk.	Name, Year	Def. Reb. (Games)
1.	Baylor Scheierman, 2023-24	127 (16)
2.	Baylor Scheierman, 2022-23	110 (15)
3.	Doug McDermott, 2010-11	106 (22)
4.	Doug McDermott, 2012-13	96 (17)
5.	Kenny Lawson Jr., 2010-11	94 (22)

Fouls		
Rk.	Name, Year	Fouls (Games)
1.	Zach Hanson, 2015-16	55 (19)
2.	Christian Bishop, 2019-20	54 (18)
3.	Geoffrey Groselle, 2015-16	51 (19)
	Martin Krampelj, 2018-19	51 (19)
5.	P'Allen Stinnett, 2007-08	47 (18)

Foul Out Disqualifications		
Rk.	Name, Year	Foul Out DQ's
1.	Anthony Tolliver, 2006-07	3
	Zach Hanson, 2015-16	3
3.	Anthony Tolliver, 2004-05	2
	Johnny Mathies, 2004-05	2
	Tyler McKinney, 2004-05	2
	P'Allen Stinnett, 2007-08	2
	Dane Watts, 2007-08	2
	Josh Dotzler, 2008-09	2
	Martin Krampelj, 2018-19	2
	Christian Bishop, 2019-20	2
	Christian Bishop, 2020-21	2

Assists		
Rk.	Name, Year	Assists (Games)
1.	Maurice Watson Jr., 2015-16	115 (19)
2.	Antoine Young, 2010-11	113 (22)
3.	Maurice Watson Jr., 2016-17	98 (11)
4.	Austin Chatman, 2012-13	96 (17)
5.	Trey Alexander, 2023-24	94 (16)

Turnovers		
Rk.	Name, Year	Turnovers (Games)
1.	Maurice Watson Jr., 2015-16	52 (19)
2.	Maurice Watson Jr., 2016-17	45 (11)
	Marcus Zegarowski, 2019-20	45 (18)
4.	Doug McDermott, 2010-11	44 (22)
5.	Ryan Nembhard, 2021-22	42 (13)

Blocked Shots		
Rk.	Name, Year	Blocks (Games)
1.	Ryan Kalkbrenner, 2021-22	38 (15)
2.	Ryan Kalkbrenner, 2023-24	36 (15)
3.	Ryan Kalkbrenner, 2022-23	35 (15)
4.	Anthony Tolliver, 2005-06	31 (17)
5.	Kenny Lawson Jr., 2008-09	30 (19)
	Gregory Echenique, 2011-12	30 (16)

Steals		
Rk.	Name, Year	Steals (Games)
1.	Josh Dotzler, 2008-09	43 (19)
2.	Johnny Mathies, 2005-06	39 (17)
3.	Josh Dotzler, 2007-08	37 (18)
4.	Johnny Mathies, 2004-05	34 (16)
5.	P'Allen Stinnett, 2007-08	31 (18)
	Khyri Thomas, 2016-17	31 (17)
	Khyri Thomas, 2017-18	31 (18)

Bold italics indicates an active player in 2023-24

CHI Health Center Omaha Career Records

Games Played		
Rk.	Name, Years	Games
1.	Kenny Lawson Jr., 2006-11	76
2.	Antoine Young, 2008-12	71
	Doug McDermott, 2010-14	71
	Jahenns Manigat, 2010-14	71
5.	Kaleb Korver, 2007-11	70
	Ethan Wragge, 2009-14	70

Games Started		
Rk.	Name, Years	Starts (Games)
1.	Doug McDermott, 2010-14	71
2.	Dane Watts, 2004-08	59
3.	Jahenns Manigat, 2010-14	58
4.	Kenny Lawson Jr., 2006-11	53
	Antoine Young, 2008-12	53
	Mitch Ballock, 2017-21	53

Minutes		
Rk.	Name, Years	Minutes (Games)
1.	Doug McDermott, 2010-14	2,145 (71)
2.	Mitch Ballock, 2017-21	2,052 (69)
3.	Antoine Young, 2008-12	1,878 (71)
4.	Jahenns Manigat, 2010-14	1,721 (71)
5.	Austin Chatman, 2011-15	1,720 (66)

Minutes Per Game (min. 20 games played)		
Rk.	Name, Years	Minutes Per Game
1.	Ryan Nembhard, 2021-23	32.9
2.	Baylor Scheierman, 2022-24	32.2
3.	Marcus Zegarowski, 2018-21	31.3
4.	Marcus Foster, 2016-18	30.34
5.	Nate Funk, 2003-07	30.26

Points		
Rk.	Name, Years	Points (Games)
1.	Doug McDermott, 2010-14	1,573 (71)
2.	Ryan Kalkbrenner, 2020-Pres.	783 (60)
3.	Nate Funk, 2003-07	735 (47)
4.	Marcus Zegarowski, 2018-21	728 (50)
5.	Ty-Shon Alexander, 2017-20	727 (55)
6.	Marcus Foster, 2016-18	723 (35)
7.	Mitch Ballock, 2017-21	721 (69)
8.	Kenny Lawson Jr., 2006-11	707 (76)
9.	Trey Alexander, 2021-24	655 (43)
10.	Antoine Young, 2008-12	634 (71)

Points Per Game (min. 20 games played)		
Rk.	Name, Years	Points Per Game
1.	Doug McDermott, 2010-14	22.2
2.	Marcus Foster, 2016-18	20.7
3.	Nate Funk, 2003-07	15.6
4.	Baylor Scheierman, 2022-24	15.0
5.	Marcus Zegarowski, 2018-21	14.6

Field Goals Made		
Rk.	Name, Years	FG Made (Games)
1.	Doug McDermott, 2010-14	563 (71)
2.	Ryan Kalkbrenner, 2020-Pres.	315 (60)
3.	Marcus Foster, 2016-18	272 (35)
4.	Kenny Lawson Jr., 2006-11	266 (76)
5.	Nate Funk, 2003-07	253 (47)
	Marcus Zegarowski, 2018-21	253 (50)

Field Goals Attempted		
Rk.	Name, Years	FG Attempted (Games)
1.	Doug McDermott, 2010-14	999 (71)
2.	Ty-Shon Alexander, 2017-20	531 (55)
3.	Mitch Ballock, 2017-21	527 (69)
4.	Marcus Foster, 2016-18	524 (35)
5.	Nate Funk, 2003-07	517 (47)

Field Goal Percentage (min. 50 FG Made)		
Rk.	Name, Years	FG% (FG-FGA)
1.	Ryan Kalkbrenner, 2020-Pres.	.722 (315-436)
2.	Geoffrey Groselle, 2012-16	.706 (127-180)
3.	Justin Patton, 2016-17	.691 (94-136)
4.	Christian Bishop, 2018-21	.664 (150-226)
5.	Gregory Echenique, 2010-13	.648 (175-270)

3-Point Field Goals Made		
Rk.	Name, Years	3FG Made (Games)
1.	Mitch Ballock, 2017-21	172 (69)
2.	Ethan Wragge, 2009-14	156 (70)
3.	Doug McDermott, 2010-14	134 (71)
4.	Marcus Zegarowski, 2018-21	122 (50)
5.	Ty-Shon Alexander, 2017-20	121 (55)

3-Point Field Goals Attempted		
Rk.	Name, Years	3FG Attempted (Games)
1.	Mitch Ballock, 2017-21	401 (69)
2.	Ethan Wragge, 2009-14	341 (70)
3.	Ty-Shon Alexander, 2017-20	315 (55)
4.	Doug McDermott, 2010-14	299 (71)
5.	Marcus Zegarowski, 2018-21	272 (50)

3-Point Field Goal Percentage (min. 25 3FG Made)		
Rk.	Name, Years	3FG% (3FG-3FGA)
1.	Booker Woodfox, 2007-09	.483 (83-172)
2.	Ethan Wragge, 2009-14	.457 (156-341)
3.	Marcus Zegarowski, 2018-21	.449 (122-272)
4.	Doug McDermott, 2010-14	.4482 (134-299)
5.	Nate Funk, 2003-07	.4479 (86-192)

Free Throws Made		
Rk.	Name, Years	FT Made (Games)
1.	Doug McDermott, 2010-14	313 (71)
2.	Antoine Young, 2008-12	180 (71)
3.	Cavel Witter, 2007-10	166 (51)
4.	Johnny Mathies, 2003-06	164 (49)
5.	Anthony Tolliver, 2003-07	156 (61)
	Kenny Lawson Jr., 2006-11	156 (76)

Free Throws Attempted		
Rk.	Name, Years	FT Attempted (Games)
1.	Doug McDermott, 2010-14	376 (71)
2.	Antoine Young, 2008-12	245 (71)
3.	Johnny Mathies, 2003-06	221 (49)
	Anthony Tolliver, 2003-07	221 (61)
5.	Ryan Kalkbrenner, 2020-Pres.	205 (60)

Free Throw Percentage (min. 2.5 FT Made/Game)		
Rk.	Name, Years	FT% (FT-FTA)
1.	Cavel Witter, 2007-10	.860 (166-193)
2.	Doug McDermott, 2010-14	.832 (313-376)
3.	Nate Funk, 2003-07	.817 (143-175)
4.	Booker Woodfox, 2007-09	.807 (71-88)
5.	Ty-Shon Alexander, 2017-20	.798 (130-163)

Rebounds		
Rk.	Name, Years	Rebounds (Games)
1.	Doug McDermott, 2010-14	534 (71)
2.	Kenny Lawson Jr., 2006-11	406 (76)
3.	Ryan Kalkbrenner, 2020-Pres.	370 (60)
4.	Dane Watts, 2004-08	351 (65)
5.	Martin Krampelj, 2015-19	296 (47)
6.	Gregory Echenique, 2010-13	295 (49)
7.	Anthony Tolliver, 2003-07	284 (61)
8.	Mitch Ballock, 2017-21	280 (69)
9.	Baylor Scheierman, 2022-24	267 (31)
10.	Khyri Thomas, 2015-18	260 (53)

Rebounds Per Game (min. 20 games played)		
Rk.	Name, Years	Rebounds Per Game
1.	Baylor Scheierman, 2022-24	8.6
2.	Doug McDermott, 2010-14	7.5
3.	Martin Krampelj, 2015-19	6.3
4.	Ryan Kalkbrenner, 2020-Pres.	6.2
5.	Gregory Echenique, 2010-13	6.0

Offensive Rebounds		
Rk.	Name, Years	Off. Reb. (Games)
1.	Ryan Kalkbrenner, 2020-Pres.	157 (60)
2.	Doug McDermott, 2010-14	155 (71)
3.	Kenny Lawson Jr., 2006-11	122 (76)
4.	Dane Watts, 2004-08	118 (65)
5.	Gregory Echenique, 2010-13	102 (49)

Defensive Rebounds		
Rk.	Name, Years	Def. Reb. (Games)
1.	Doug McDermott, 2010-14	379 (71)
2.	Kenny Lawson Jr., 2006-11	284 (76)
3.	Mitch Ballock, 2017-21	253 (69)
4.	Baylor Scheierman, 2022-24	237 (31)
5.	Dane Watts, 2004-08	233 (65)

Fouls		
Rk.	Name, Years	Fouls (Games)
1.	Dane Watts, 2004-08	146 (65)
2.	Jahenns Manigat, 2010-14	145 (71)
3.	Kenny Lawson Jr., 2006-11	130 (76)
	Ethan Wragge, 2009-14	130 (70)
	Toby Hegner, 2014-18	130 (69)

Foul Out Disqualifications		
Rk.	Name, Years	Foul Out DQ's
1.	Anthony Tolliver, 2003-07	6
2.	Johnny Mathies, 2003-06	4
	Christian Bishop, 2018-21	4
4.	Dane Watts, 2004-08	3
	Josh Dotzler, 2005-09	3
	Zach Hanson, 2013-17	3

Assists		
Rk.	Name, Years	Assists (Games)
1.	Austin Chatman, 2011-15	275 (66)
2.	Antoine Young, 2008-12	268 (71)
3.	Grant Gibbs, 2011-14	228 (45)
4.	Marcus Zegarowski, 2018-21	216 (50)
5.	Josh Dotzler, 2005-09	213 (60)
	Maurice Watson Jr., 2015-17	213 (30)

Turnovers		
Rk.	Name, Years	Turnovers (Games)
1.	Doug McDermott, 2010-14	141 (71)
2.	Austin Chatman, 2011-15	120 (66)
3.	Antoine Young, 2008-12	106 (71)
4.	Johnny Mathies, 2003-06	100 (49)
	Marcus Zegarowski, 2018-21	100 (50)

Blocked Shots		
Rk.	Name, Years	Blocks (Games)
1.	Ryan Kalkbrenner, 2020-Pres.	133 (60)
2.	Kenny Lawson Jr., 2006-11	80 (76)
	Gregory Echenique, 2010-13	80 (49)
4.	Anthony Tolliver, 2003-07	71 (61)
5.	Christian Bishop, 2018-21	47 (46)

Steals		
Rk.	Name, Years	Steals (Games)
1.	Josh Dotzler, 2005-09	120 (60)
2.	Johnny Mathies, 2003-06	100 (49)
3.	Khyri Thomas, 2015-18	84 (53)
4.	P'Allen Stinnett, 2007-10	73 (47)
5.	Jahenns Manigat, 2010-14	68 (71)

Bold italics indicates an active player in 2023-24

CHI Health Center Omaha Game Records

CHI Health Center Omaha Firsts

First Game: San Diego at Creighton on Nov. 22, 2003
First CU Win: Creighton 79, San Diego 44 on Nov. 22, 2003
First CU Loss: Southern Illinois 61, Creighton 60 on Feb. 7, 2004
First Overtime Game: Illinois State 82, Creighton 77 on Jan. 22, 2005
First AP Ranked Team: #24 Creighton 72, Evansville 53 on Jan. 17, 2004
First AP Ranked Opponent: Creighton 63, #25 Northern Iowa 55 on Jan. 31, 2006
First Sellout Crowd: 15,561 for Nebraska at Creighton on Dec. 10, 2003
First Local TV Broadcast: Nebraska at Creighton on Dec. 10, 2003 (KMTV)
First Regional TV Broadcast: Wichita State at Creighton on March 1, 2004 (Fox Sports Net)
First National TV Broadcast: Southern Illinois at Creighton on Feb. 7, 2004 (ESPN2)
First Technical Foul: Bradley Bench on Feb. 11, 2004

CHI Health Center Omaha Firsts From First Regular-Season Game (Nov. 22, 2003)

First Shot Attempt: Tyler McKinney (CU), 19:47 first half
First Rebound: Brody Deren (CU), 19:47 first half
First Made Shot: Layup by Mike Grimes (CU), 18:44 first half
First Assist: Michael Lindeman (CU), 18:44 first half
First Turnover: Mike McGrain (San Diego), 18:40 first half
First Steal: Tyler McKinney (CU), 18:39 first half
First Made 3-Pointer: Johnny Mathies (CU), 5:30 first half
First Blocked Shot: Brody Deren (CU), 18:18 second half
First Dunk: Kellen Miliner (CU), 12:58 second half

Creighton All-Time CHI Health Center Omaha Records

All-Time Home Record: 292-62 (.825)
Record vs. AP Ranked Teams: 23-16 (.590)
Overtime Record: 8-5 (.615)

Creighton Single-Season CHI Health Center Omaha Team Records

Home Victories in a Season: 19 in 2010-11
Home Winning Percentage in a Season: 1.000 (16-0) in 2013-14
Home Games in a Season: 22 in 2010-11

Creighton Single-Game CHI Health Center Omaha Records

Margin of Victory: 55, Creighton (113) vs. Longwood (58) on Dec. 9, 2016
Margin of Defeat: 27, Georgetown (67) vs. Creighton (40) on Jan. 31, 2015
Most Points in a Game: 116 vs. USC Upstate on Dec. 20, 2017
Fewest Points in a Game: 40 vs. Georgetown on Jan. 31, 2015
Most Points in a Half: 62 vs. Longwood on Dec. 9, 2016 (1st half)
Fewest Points in a Half: 17 vs. Georgetown on Jan. 31, 2015 (1st half)
Most Combined Points, Two Teams: 221, Creighton (111) vs. Bradley (110) on March 1, 2008
Fewest Combined Points, Two Teams: 95, Creighton (51) vs. Kennesaw State on Nov. 11, 2021
Most Field Goals Made: 42 vs. USC Upstate on Dec. 20, 2017 and vs. Coe on Dec. 20, 2018
Fewest Field Goals Made: 15 vs. Southern Illinois on Jan. 20, 2007 and vs. Wichita State on Jan. 16, 2010
Field Goals Attempted: 79 vs. Truman State on Jan. 14, 2017
Best Field Goal Percentage, Game: .704 vs. Campbell on Nov. 25, 2011 (38-54)
Worst Field Goal Percentage, Game: .208 vs. Georgetown on Jan. 31, 2015 (11-53)
Best Field Goal Percentage, Half: .800 vs. Illinois State on Jan. 24, 2004 (16-20, 2nd half)
Worst Field Goal Percentage, Half: .179 vs. Georgetown on Jan. 31, 2015 (5-28 1st half)
Most Free Throws Made: 36 vs. Davidson on March 21, 2011
Fewest Free Throws Made: 3 vs. Oral Roberts on Dec. 17, 2016 and vs. Kennesaw State on Nov. 5, 2019 and vs. Nebraska on Dec. 4, 2022
Most Free Throw Attempts: 44 vs. Bradley on Jan. 18, 2006
Fewest Free Throw Attempts: 4 vs. Marquette on Dec. 31, 2013
Most Free Throws Without A Miss: 13 vs. Xavier on Feb. 3 2019
Rebounds: 56 vs. Houston Baptist on Dec. 17, 2011
Rebound Margin: +32 vs. Coe on Dec. 20, 2018 (46-14) and vs. Florida A&M on Nov. 7, 2023 (53-21)
Assists: 32 vs. USC Upstate on Dec. 20, 2017 (42 field goals)
Most Turnovers: 22 vs. Drake on Jan. 11, 2004
Fewest Turnovers: 2 vs. Midland on Dec. 28, 2019
Blocked Shots: 9 vs. Evansville on Jan. 9, 2008 and vs. Bemidji State on Feb. 13, 2018 and vs. SIU Edwardsville on Nov. 27, 2021 and vs. Seton Hall on Jan. 3, 2023
Steals: 18 vs. Savannah State on Nov. 29, 2007 and vs. Arkansas-Pine Bluff on Nov. 20, 2008 and vs. DePaul on Feb. 15, 2020
3-Pt. Field Goals Made: 22 vs. Coe on Dec. 20, 2018
3-Pt. Field Goals Attempted: 40 vs. Nebraska on Dec. 4, 2022 and vs. Texas Southern on Nov. 18, 2023
3-Pt. Field Goal Percentage: .667 vs. Chattanooga on Feb. 19, 2005 (20-30) and vs. Campbell on Nov. 25, 2011 (14-21)
Most Fouls: 26 vs. Wyoming on Dec. 18, 2004 and vs. Bradley on March 1, 2008 and vs. Xavier on March 7, 2015
Fewest Fouls: 4 vs. North Dakota State on Nov. 11, 2023



Brody Deren had the first blocked shot and first rebound in arena history on Nov. 22, 2003.



Billy Bluejay celebrated after Creighton defeated Seton Hall on March 7, 2020, to share the BIG EAST regular-season title.



Fans like Warren Buffett have helped Creighton Basketball rank in the top-10 nationally in home attendance each of the last 12 non-COVID seasons.

CHI Health Center Omaha Game Records

Opponent Single-Game Records (includes 32 games that did not involve Creighton)

Most Points in a Game: 110 by Bradley on March 1, 2008
Fewest Points in a Game: 36 by Maryland Eastern Shore on Dec. 15, 2017
Most Points in a Half: 62 by Gonzaga on Dec. 1, 2018 (2nd half)
Fewest Points in a Half: 10 by Kent State vs. UNLV on March 20, 2008 (1st half)
Most Field Goals Made: 38 by Butler on Feb. 2, 2024
Fewest Field Goals Made: 12 by UNLV vs. Kansas on March 22, 2008
Field Goals Attempted: 78 by Bradley on March 1, 2008
Best Field Goal Percentage, Game: .680 by Villanova on Jan. 2, 2016 (34-50)
Worst Field Goal Percentage, Game: .236 by Maryland Eastern Shore on Dec. 15, 2017 (13-55)
Best Field Goal Percentage, Half: .696 by Florida vs. Virginia on March 16, 2012 (16-23, 2nd half)
Worst Field Goal Percentage, Half: .121 by Bemidji State on Feb. 13, 2018 (4-33, 2nd half)
Most Free Throws Made: 29 by Wichita State vs. Indiana on March 20, 2015
Fewest Free Throws Made: 0 by Alabama State on Nov. 12, 2010 and by North Carolina Central on Nov. 23, 2014
Most Free Throw Attempts: 37 by Wyoming on Dec. 18, 2004
Fewest Free Throw Attempts: 2 by Illinois State on Jan. 5, 2006
Most Free Throws Without A Miss: 17 by Wichita State on Feb. 11, 2012
Rebounds: 50 (3x), last by Wisconsin vs. Cal State Fullerton on March 20, 2008
Rebound Margin: +23 by Wisconsin vs. Cal State Fullerton on March 20, 2008 (50-27)
Assists: 25 by Evansville on Feb. 21, 2012 (33 field goals)
Most Turnovers: 31 by Nebraska on Dec. 11, 2005
Fewest Turnovers: 3 by Butler on Jan. 14, 2014
Blocked Shots: 11 by Nebraska on Dec. 11, 2005
Steals: 14 by Drake on Jan. 3, 2012
3-Pt. Field Goals Made: 16 by Coe on Dec. 20, 2018 and by Marquette on Jan. 9, 2019
3-Pt. Field Goals Attempted: 39 by Wisconsin on Nov. 15, 2016 and by Villanova on Feb. 24, 2018
3-Pt. Field Goal Percentage: .692 by Kansas vs. Coastal Carolina on March 20, 2015 (9-13)
Most Fouls: 33 by Dayton on Nov. 26, 2005
Fewest Fouls: 6 by Bemidji State on Feb. 13, 2018



Doug McDermott had a career-high 45 points vs. Providence on March 8, 2014.

Creighton Individual Game Records

Points: 45 by Doug McDermott vs. Providence on March 8, 2014
Field Goals Made: 17 by Doug McDermott vs. St. John's on Jan. 28, 2014 and by Doug McDermott vs. Providence on March 8, 2014
Field Goals Attempted: 26 by Doug McDermott vs. St. John's on Jan. 28, 2014
Field Goals Without a Miss: 11 by Anthony Tolliver vs. Illinois State, Jan. 1, 2007
3-Pt. Field Goals Made: 11 by Mitch Ballock vs. DePaul on March 9, 2019
3-Pt. Field Goals Attempted: 15 by Ty-Shon Alexander vs. Villanova on Jan. 13, 2019
3-Pt. Field Goals Without a Miss: 7 by Marcus Zegarowski vs. Butler on Feb. 23, 2020
Free Throws Made: 15 by Nate Funk vs. Dayton on Nov. 26, 2005
Free Throws Attempted: 18 by Nate Funk vs. Dayton on Nov. 26, 2005
Free Throws Without a Miss: 13 by Doug McDermott vs. Arkansas-Pine Bluff on Dec. 17, 2013
Rebounds: 18 by Kenny Lawson Jr. vs. Saint Joseph's on Dec. 11, 2010
Assists: 13 by Maurice Watson Jr. vs. Akron on Dec. 3, 2016
Blocked Shots: 6 by Jeffrey Day vs. Wichita State on Feb. 1, 2005 and by Ryan Kalkbrenner vs. DePaul on Jan. 22, 2022 and by Ryan Kalkbrenner vs. Seton Hall on Jan. 3, 2023
Steals: 7 by Johnny Mathies vs. Indiana State on Feb. 22, 2006 and by P'Allen Stinnett vs. Southern on Dec. 15, 2008
Minutes Played: 47 by Austin Chatman vs. South Dakota on Dec. 9, 2014
Turnovers: 8 by Maurice Watson Jr. vs. Butler on Jan. 11, 2017

Creighton's Go-Ahead Scores in Wins at CHI Health Center Omaha, Last 10 Seconds				
Date	Opponent	Score	Player/Score	Time
11/26/05	Dayton	W 91-90*	Funk FG	:5.7
01/28/06	Wichita St.	W 57-55	Tolliver FG	:0.0
11/25/06	George Mason	W 58-56	Watts FT	:7.5
03/18/08	Rhode Island	W 74-73	Witter 3FG	:3.2
01/13/10	Southern Illinois	W 71-69	Young FG	:1.3
02/18/12	Long Beach St.	W 81-79	Young FG	:0.3
01/28/14	St. John's	W 63-60	McDermott 3FG	:2.8
01/18/20	Providence	W 78-74	Zegarowski 3FG	:3.2

**double-overtime*

Opponent Go-Ahead Scores in CU Losses at CHI Health Center Omaha, Last 10 Seconds				
Date	Opponent	Score	Player/Score	Time
03/20/06	Miami (Fla.)	L 53-52	G. Diaz FT	:2.6
01/20/07	Southern Illinois	L 58-57	B. Mullins FG	:4.1
01/10/15	#19 Seton Hall	L 68-67	S. Gibbs 3FG	:2.2
02/16/15	#19 Butler	L 58-56	R. Jones FG	:1.9
03/07/15	Xavier	L 74-73	D. Davis FT's	:6.3
01/12/16	#12 Providence	L 50-48	K. Dunn FG	:0.0
02/22/17	Providence	L 68-66	K. Cartwright 3FG	:2.4
02/10/18	#5 Xavier	L 72-71	Q. Goodin FT's	:0.3



Creighton ranked sixth nationally in average home attendance in 2023-24, bringing in 17,269 fans per home game.

CHI Health Center Omaha Game Records

Opponent Individual Game Records (includes 32 games that did not involve Creighton)

Points: 53 by Markus Howard, Marquette, on Jan. 9, 2019
Field Goals Made: 17 by Colt Ryan, Evansville, on Feb. 21, 2012
Field Goals Attempted: 26 by Markus Howard, Marquette, on Jan. 9, 2019
Field Goals Without a Miss: 9 by Dain Dainja, Illinois vs. Morehead State, March 21, 2024
3-Pt. Field Goals Made: 10 by Markus Howard, Marquette, on Jan. 9, 2019
3-Pt. Field Goals Attempted: 17 by Zach Norvell, Gonzaga, on Dec. 1, 2018
3-Pt. Field Goals Without a Miss: 5 by Blake Ahearn, Missouri State, on Feb. 5, 2005 and by Malik Hairston, Oregon vs. Nebraska on Dec. 15, 2007 and by Marc Sonnen, Northern Iowa, on Jan. 10, 2012
Free Throws Made: 15 by Wink Adams, UNLV vs. Kansas on March 22, 2008
Free Throws Attempted: 17 by Wink Adams, UNLV vs. Kansas on March 22, 2008
Free Throws Without a Miss: 11 by Aminiu Mohammed, Georgetown, on Feb. 14, 2022
Rebounds: 16 by Muhammed Mubarak, Louisiana Tech, on Nov. 16, 2019 and by Adama Sanogo, UConn, on March 2, 2022 and by Spencer Johnson, BYU vs. Duquesne on March 21, 2024
Assists: 13 by Josh Perkins, Gonzaga, on Dec. 1, 2018
Blocked Shots: 7, Justin Williams, Wyoming, on Dec. 18, 2004 and by Brandon Gilbeck, Western Illinois, on Nov. 6, 2018
Steals: 8 by Bryan Mullins, Southern Illinois, on Feb. 11, 2006
Minutes Played: 48 by Daniel Ruffin, Bradley, on March 1, 2008
Turnovers: 9 by Steffon Wiley, Southern, on Dec. 15, 2008 and by Jeremy Robinson, Chicago State, on Nov. 13, 2011 and by Markus Howard, Marquette, on Jan. 9, 2019



Marquette's Markus Howard scored an arena record 53 points vs. Creighton on Jan. 9, 2019.

Largest Home Crowds, Creighton History				
Rank	Att.	Opponent	Result	Date
1.	18,868	Providence	W 88-73	03/08/14
2.	18,859	Georgetown	W 76-63	01/25/14
3.	18,831	Villanova	L 70-80	12/31/16
4.	18,797	Villanova	W 101-80	02/16/14
5.	18,759	Gonzaga	L 92-103	12/01/18
6.	18,742	Seton Hall	W 72-71	02/23/14
7.	18,735	Wichita State	L 68-89	02/11/12
8.	18,613	Wichita State	W 91-79	03/02/13
9.	18,571	DePaul	W 85-62	01/27/24
10.	18,525	Marquette	W 67-49	12/31/13
11.	18,519	Seton Hall	W 77-60	03/07/20
12.	18,518	Georgetown	W 85-77	01/27/18
13.	18,509	Villanova	W 66-61	02/04/23
14.	18,495	Marquette	L 86-90	02/17/18
15.	18,494	Illinois State	L 72-75	02/09/13



CHI Health Center Omaha has hosted 27 NCAA Basketball Tournament games (six each in 2008, 2012, 2015 and 2024; three in 2018).

CHI Health Center Omaha History					
Scoring By Periods					
Score by Periods	1st	2nd	OT	2OT	Total
Creighton	13,516	14,091	154	41	27,802
Opponents	10,797	12,242	155	36	23,230

Creighton's CHI Health Center Omaha Record in ...	
Games Decided By 5 Points or Less	46-31
Games Decided By 15 Points or More	154-3

By Day of the Week	W-L	Pct.
Sunday	39-4	.907
Monday	16-4	.800
Tuesday	57-11	.838
Wednesday	51-13	.797
Thursday	13-1	.929
Friday	22-1	.957
Saturday	94-28	.770
Totals	292-62	.825



Boxing champion Terence "Bud" Crawford has been known to attend Creighton games.

Season	W-L	Pct.	Overall Att.	Avg.	NCAA Rank				Losses	
					W-L	Pct.	Att.	Avg.		
2003-04	14-2	.875	192,258	12,016	29th	8-1 MVC	.889	111,986	12,443	Southern Illinois, Nebraska (NIT)
2004-05	11-5	.688	179,335	11,208	29th	6-3 MVC	.667	109,860	12,207	Kent St., Wyoming, Southern Illinois, Illinois St., Missouri St.
2005-06	15-2	.882	236,313	13,901	20th	8-1 MVC	.889	129,083	14,343	Southern Illinois, Miami, Fla. (NIT)
2006-07	12-2	.857	222,728	15,909	13th	8-1 MVC	.889	145,375	16,153	Southern Illinois, Drexel
2007-08	16-2	.889	276,000	15,333	15th	7-2 MVC	.778	145,101	16,122	Illinois State, Drake
2008-09	16-3	.842	302,676	15,930	12th	7-2 MVC	.778	147,799	16,422	Northern Iowa, Drake, Kentucky (NIT)
2009-10	13-2	.867	238,247	15,883	15th*	7-2 MVC	.778	142,278	15,809	Northern Iowa, Illinois State
2010-11	19-3	.864	297,161	13,507	22nd	7-2 MVC	.778	135,780	15,087	BYU, Missouri State, Wichita State
2011-12	14-2	.875	266,632	16,664	6th	7-2 MVC	.778	153,560	17,062	Missouri State, Wichita State
2012-13	15-2	.882	291,643	17,155	6th	8-1 MVC	.889	160,956	17,884	Boise State, Illinois State
2013-14	16-0	1.000	286,329	17,896	5th	9-0 BIG EAST	1.000	164,820	18,313	--
2014-15	9-8	.529	289,808	17,048	6th	2-7 BIG EAST	.222	153,513	17,057	Saint Mary's, DePaul, Seton Hall, Providence, Georgetown, Butler, Villanova, Xavier
2015-16	14-5	.737	302,887	15,941	10th	5-4 BIG EAST	.556	155,387	17,265	Arizona State, Villanova, Providence, Seton Hall, Marquette
2016-17	13-4	.824	296,013	17,413	5th	5-4 BIG EAST	.556	160,603	17,845	Villanova, Marquette, Xavier, Providence
2017-18	16-2	.889	306,000	17,000	5th	7-2 BIG EAST	.778	160,651	17,850	Xavier, Marquette
2018-19	13-6	.684	303,629	15,980	8th	5-4 BIG EAST	.556	154,443	17,160	Ohio State, Gonzaga, Marquette, Villanova, St. John's, Seton Hall
2019-20	17-1	.944	311,651	17,314	5th	8-1 BIG EAST	.889	160,165	17,796	Villanova
2020-21	11-3	.786	18,666	1,333	34th#	7-3 BIG EAST	.700	17,708	1,771	Marquette, Providence, Georgetown
2021-22	11-4	.733	249,158	16,611	6th	7-2 BIG EAST	.778	152,844	16,983	Iowa State, Arizona State, Xavier, Seton Hall
2022-23	13-2	.867	257,449	17,163	6th	9-1 BIG EAST	.900	174,009	17,401	Nebraska, Marquette
2023-24	14-2	.875	276,300	17,269	6th	8-2 BIG EAST	.800	175,262	17,526	Villanova, Butler
Totals	292-62	.825	5,400,883	15,257		145-47	.755	3,011,183	15,683	

NOTES: *CU's average home attendance in 2009-10 (14,495) includes two games played at Omaha Civic Auditorium; #limited crowds due to COVID-19