

# 2022-23 Creighton Men's Basketball

**Game #32: #24 Creighton Bluejays vs. Villanova Wildcats or Georgetown Hoyas**  
**Thursday, March 9, 2023 • 8:30 p.m. CST • New York, N.Y. • Madison Square Garden**

SID Contact: Rob Anderson • Office Phone: (402) 280-5544 • Cell Phone: (402) 660-5854 • E-mail: randerson@creighton.edu

## October

30 DRURY (Exh.) (FLOSPORTS) W 109-57

## November

7 ST. THOMAS (FS1) W 72-60

10 NORTH DAKOTA (FS1) W 96-61

14 HOLY CROSS (CBSSN) W 94-65

17 UC RIVERSIDE (FS1) W 80-51

## Maui Jim Maui Invitational (Maui, Hawaii)

21 vs. #21 Texas Tech (ESPN2) W 76-65

22 vs. #9 Arkansas (ESPN) W 90-87

23 vs. #14 Arizona (ESPN) L 79-81

## December

1 at #2 Texas# (ESPN) L 67-72

4 NEBRASKA (FS1) L 53-63

## Jack Jones Hoopfest (Las Vegas, Nev.)

10 vs. BYU (FS1) L 80-83

12 vs. Arizona State (FS1) L 71-73

16 at Marquette\* (FS1) L 58-69

22 BUTLER\* (FS1) W 78-56

25 DEPAUL\* (FOX) W 80-65

## January

3 SETON HALL\* (FS1) W 83-61

7 at #4 Connecticut\* (FOX) L 60-69

11 at #12 Xavier\* (FS1) L 87-90

14 #19 PROVIDENCE\* (FS1) W 73-67

17 at Butler\* (FS1) W 73-52

25 ST. JOHN'S\* (CBSSN) W 104-76

28 #13 XAVIER\* (CBS) W 84-67

## February

1 at Georgetown\* (CBSSN) W 63-53

4 VILLANOVA (FOX) W 66-61

8 at Seton Hall\* (FS1) W 75-62

11 #21 CONNECTICUT\* (FOX) W 56-53

14 at #24 Providence\* (FS1) L 84-96 (2 OT)

18 at St. John's\* (FS1) W 77-67

21 #10 MARQUETTE\* (FS1) L 71-73

25 at Villanova\* (FOX) L 67-79

## March

1 GEORGETOWN\* (FS1) W 99-59

4 at DePaul\* (FS1) W 84-70

## BIG EAST Tournament (New York, N.Y.)

9 vs. Villanova or Georgetown (FS1) 8:30 pm

10 Semifinals (FS1) 8:00 pm

11 Championship (FOX) 5:30 pm

\* BIG EAST Conference regular season games  
 # Big 12 - BIG EAST Battle  
 All times listed are Central and subject to change  
 Home games in **BOLD CAPS** at CHI Health Center Omaha

## Next Game

Third-seeded and 24th-ranked Creighton (20-11, 14-6 BIG EAST) opens the BIG EAST Tournament, presented by JEEP, on Thursday, March 9 when it plays at 8:30 p.m. Central in the final quarterfinal of the day.

The Bluejays will square off against the winner of Thursday's 7 p.m. Central game between sixth-seeded Villanova (15-15, 10-10 BIG EAST) and 11th-seeded Georgetown (7-24, 2-18 BIG EAST).

All the action will take place in New York City, N.Y., at the "World's Most Famous Arena", Madison Square Garden (19,812).

## Radio Broadcast Information

KOZN (1620 AM) and KOOO (101.9 FM) will carry all Creighton men's basketball games during the 2022-23 season. John Bishop and Taylor Stormberg will call the action.

The audio is webcast at [1620thezone.com](http://1620thezone.com) and can be heard on SiriusXM and the SXM app, though the exact channels haven't yet been determined.

## Telecast Information

Thursday's game will be called by Gus Johnson, Bill Raftery and Kristina Pink and be televised on FS1. The game will also be video webcast at <https://www.foxsports.com/live>.

## Live Stats Information

Live stat links for CU's games this week can be found at <http://creighton.statbroadcast.com>.

## Scouting #24 Creighton

No. 24 Creighton started 6-0, including wins at the Maui Jim Maui Invitational over No. 21 Texas Tech and No. 9 Arkansas, then dropped its next six games. Since losing its BIG EAST opener at Marquette in mid-December, the Jays went 14-5 in league play with 11 double-digit wins.

All-BIG EAST center **Ryan Kalkbrenner** (15.1 ppg., 6.3 rpg., 2.2 bpg.), a two-time BIG EAST Defensive Player of the Year, is second in the nation in field goal percentage (.704) this season. CU is 20-8 with him in the line-up this year, but 0-3 without him.

CU had three men named to the BIG EAST's All-Freshman Team last winter who are now sophomores. That trio includes **Ryan Nembhard** (12.0 ppg., 4.9 apg.) as well as **Arthur Kaluma** (11.9 ppg., 6.2 rpg.) and **Trey Alexander** (13.7 ppg., 4.1 rpg.).

Creighton's highest-impact newcomer has been South Dakota State transfer **Baylor Scheierman** (12.7 ppg., 8.3 rpg.), who also owns the team lead with 12 double-doubles and 74 three-pointers made.

Creighton was picked to win the BIG EAST Conference and earned its best preseason AP poll ranking ever (No. 9), thanks to the return of 10 lettermen and three starters from last year's team that finished 23-12.

CU averages 76.8 points while allowing just 67.9 points per contest. CU shoots 46.9 percent from the floor, 35.8 percent from deep and 76.0 percent at the line.

## Creighton -- Last Game Starters

2	<b>Ryan Nembhard • G</b>				<ul style="list-style-type: none"><li>• 158 assists, 63 turnovers in last 32 games dating to late last season.</li><li>• Owns 4 point/rebound double-doubles since Jan. 17th.</li><li>• Named BIG EAST Freshman of the Year in 2021-22.</li><li>• One of 20 men on Watch list for Bob Cousy Award (Top PG).</li><li>• Brother Andrew is a rookie with the Indiana Pacers.</li></ul>
	6-0 • 170 • So. • Aurora, Ontario				
	PPG	APG	FG%	FT%	
	12.0	4.9	.435	.853	

11	<b>Ryan Kalkbrenner • C</b>				<ul style="list-style-type: none"><li>• Second nationally in field goal percentage; 18th in blocks/game.</li><li>• First Team All-BIG EAST this year was All-BIG EAST Tourney pick in 2022.</li><li>• Two-time BIG EAST Defensive Player of the Year.</li><li>• Ranked 4th nationally in offensive rebounds &amp; FG% last season.</li><li>• Owns 147 career dunks, including 69 last season.</li></ul>
	7-1 • 260 • Jr. • Florissant, Mo.				
	PPG	RPG	FG%	FT%	
	15.1	6.3	.704	.768	

23

Trey Alexander • G

6-4 • 190 • So. • Oklahoma City, Okla.

PPG

13.7

RPG

4.1

3FG%

.432

FT%

.802

- Career-high 32 points & 7 3FG's in Christmas Day win vs. DePaul.
- Honorable Mention All-BIG EAST this winter.
- Took over point guard duties last February after Ryan Nembhard missed the final eight games.
- Averaged 16 ppg & 7 apg in two 2022 NCAA Tournament games.

24	<b>Arthur Kaluma • F</b>				<ul style="list-style-type: none"><li>• Career-high 27 points in 26 minutes vs. BYU (Dec. 10).</li><li>• Career-high 16 reb. at #4 UConn (Jan. 7), CU's most since 2012.</li><li>• Preseason Second Team All-BIG EAST and one of 20 men on Preseason watch list for Karl Malone Award (top Power Forward).</li><li>• Had 24 points &amp; 12 rebounds in NCAA Tourney loss to #3 Kansas.</li></ul>
	6-7 • 225 • So. • Glendale, Ariz.				
	PPG	RPG	FG%	FT%	
	11.9	6.2	.413	.719	

55	<b>Baylor Scheierman • G</b>				<ul style="list-style-type: none"><li>• Has made a 3-pointer in each of last 41 games played.</li><li>• 1 of 10 candidates on watch list for Julius Erving Award (Small Forward of Year) and 1 of 50 in Preseason for Wooden Award.</li><li>• Named 2021-22 Summit League Player of the Year at South Dakota State, when he led the league in assists and rebounds.</li></ul>
	6-7 • 205 • Sr. • Aurora, Neb.				
	<b>PPG</b>	<b>RPG</b>	<b>3FG%</b>	<b>FT%</b>	
	12.7	8.3	.366	.807	

# Creighton vs. Villanova

## GAME 23 Villanova (10-13, 4-8) 61 Creighton (15-8, 9-3) 66

Feb. 4, 2023 CHI Health Center Omaha Omaha, Neb.

**Defining Moment:** Creighton ended the game on a 6-0 run in the final 26.2 seconds after Villanova had taken a 61-60 lead on an Eric Dixon three-pointer with 34.3 seconds left.

**Key Stat:** Creighton won for just the second time since 1986 when it was held without any bench points. The previous occasion came three days earlier.

VILLANOVA	fg-a	3fg-a	ft-a	reb	pf	pts	ast	to	blk	stl	min
Cam Whitmore.....	2-5	1-4	4-6	8	4	9	0	3	1	2	33
Brandon Slater.....	2-3	1-2	2-2	2	4	7	2	0	0	0	28
Eric Dixon.....	7-18	1-6	5-6	9	1	20	1	1	3	1	36
Justin Moore.....	4-11	3-7	2-3	2	3	13	2	3	0	0	34
Caleb Daniels.....	4-8	1-3	3-3	7	4	12	0	3	0	1	35
Brendan Hausen.....	0-1	0-1	0-0	0	3	0	1	0	0	0	7
Mark Armstrong.....	0-2	0-1	0-0	2	2	0	1	0	0	0	15
Trey Patterson.....	0-1	0-1	0-0	0	0	0	0	0	0	0	3
Chris Arcidiacono.....	0-0	0-0	0-0	1	0	0	1	0	0	0	9
Team Rebounds.....				1		2					
<b>Totals.....</b>	<b>19-49</b>	<b>7-25</b>	<b>16-20</b>	<b>32</b>	<b>21</b>	<b>61</b>	<b>8</b>	<b>12</b>	<b>4</b>	<b>4</b>	<b>200</b>
	<b>.388</b>	<b>.280</b>	<b>.800</b>								

CREIGHTON	fg-a	3fg-a	ft-a	reb	pf	pts	ast	to	blk	stl	min
Arthur Kaluma.....	1-8	1-5	5-7	8	4	8	2	4	0	2	33
Ryan Kalkbrenner.....	7-11	0-0	2-3	5	4	16	1	1	3	0	38
Ryan Nembhard.....	3-9	0-2	4-4	2	2	10	5	0	1	1	38
Trey Alexander.....	8-15	5-9	6-7	3	1	27	2	2	0	1	37
Baylor Scheierman.....	1-6	1-5	2-2	4	2	5	3	1	0	3	38
Shereef Mitchell.....	0-1	0-0	0-0	1	0	0	0	0	0	0	2
Francisco Farabello.....	0-2	0-2	0-0	0	0	0	1	0	0	0	6
Mason Miller.....	0-0	0-0	0-0	1	0	0	0	0	0	0	6
Fredrick King.....	0-1	0-0	0-0	2	2	0	0	0	0	0	2
Team Rebounds.....				9		2					
<b>Totals.....</b>	<b>20-53</b>	<b>7-24</b>	<b>19-23</b>	<b>35</b>	<b>15</b>	<b>66</b>	<b>14</b>	<b>10</b>	<b>4</b>	<b>7</b>	<b>200</b>
	<b>.377</b>	<b>.292</b>	<b>.826</b>								

**Officials:** Jeffrey Anderson, Mike Roberts, Tony Chiazza

**Technical Fouls:** None. **Attendance:** 18,509 (sold out)

Team	1st	2nd	Total	1stFG%	2ndFG%	Total%	Deadball
Villanova	27	34	61	.391	.385	.388	3
Creighton	35	31	66	.414	.333	.377	1

## Series vs. Villanova

Bluejays trail series, 18-7

Home: 5-5		Away: 2-11		Neutral: 0-2	
Date	Site	W-L	Score		
02/02/50	at Villanova	L	63-84		
01/03/51	at Villanova	L	43-61		
01/09/52	at Villanova	L	61-79		
01/20/14	at Villanova*	W	96-68		
02/16/14	at Creighton*	W	101-80		
01/25/15	at Villanova*	L	50-71		
03/03/15	at Creighton*	L	72-76		
01/02/16	at Creighton*	L	71-85		
02/03/16	at Villanova*	L	58-83		
12/31/16	at Creighton*	L	70-80		
02/25/17	at Villanova*	L	63-79		
03/11/17	at New York City-%	L	60-74		
02/01/18	at Villanova*	L	78-98		
02/24/18	at Creighton* (ot)	W	89-83		
01/13/19	at Creighton*	L	78-90		
02/06/19	at Villanova* (ot)	L	59-66		
01/07/20	at Creighton*	L	59-64		
02/01/20	at Villanova*	W	76-61		
02/13/21	at Creighton*	W	86-70		
03/03/21	at Villanova*	L	60-72		
12/17/21	at Creighton*	W	79-59		
01/05/22	at Villanova*	L	41-75		
03/12/22	at New York City-%	L	48-54		
02/04/23	at Creighton*	W	66-61		
02/25/23	at Villanova*	L	67-79		

\* BIG EAST Conference game

% BIG EAST Conf. Tournament (New York City)

## McDermott vs. Villanova

McDermott is 7-15 vs. Villanova

At CU: 7-15 (5-5 Home; 2-8 Away; 0-2 Neutral)

Date	Site	W-L	Score
01/20/14	& at Villanova*	W	96-68
02/16/14	& at Creighton*	W	101-80
01/25/15	& at Villanova*	L	50-71
03/03/15	& at Creighton*	L	72-76
01/02/16	& at Creighton*	L	71-85
02/03/16	& at Villanova*	L	58-83
12/31/16	& at Creighton*	L	70-80
02/25/17	& at Villanova*	L	63-79
03/11/17	& at New York City%	L	60-74
02/01/18	& at Villanova*	L	78-98
02/24/18	& at Creighton* (ot)	W	89-83
01/13/19	& at Creighton*	L	78-90
02/06/19	& at Villanova* (ot)	L	59-66
01/07/20	& at Creighton*	L	59-64
02/01/20	& at Villanova*	W	76-61
02/13/21	& at Creighton*	W	86-70
03/03/21	& at Villanova*	L	60-72
12/17/21	& at Creighton*	W	79-59
01/05/22	& at Villanova*	L	41-75
03/12/22	& at New York City%	L	48-54
02/04/23	& at Creighton*	W	66-61
02/25/23	& at Villanova*	L	67-79

\* BIG EAST Conference game

% BIG EAST Conference Tournament game

▲ McDermott as Wayne State head coach

@ McDermott as North Dakota State head coach

> McDermott as Northern Iowa head coach

< McDermott as Iowa State head coach

& McDermott as Creighton head coach

## GAME 29 #19 Creighton (18-12, 12-6) 67 Villanova (15-14, 9-9) 79

Feb. 25, 2023 Wells Fargo Center Philadelphia, Pa.

**Defining Moment:** Villanova went on a 29-10 run to go up 37-20 and never looked back.

**Key Stat:** Eric Dixon scored a career-high 31 points while making a career-high 6-of-8 three-point baskets.

#19 CREIGHTON	fg-a	3fg-a	ft-a	reb	pf	pts	ast	to	blk	stl	min
Arthur Kaluma.....	5-11	3-7	6-7	6	2	19	3	0	1	0	29
Ryan Kalkbrenner.....	7-9	0-0	4-4	5	3	18	0	1	2	0	33
Ryan Nembhard.....	1-6	0-3	0-0	1	1	2	4	2	0	0	32
Trey Alexander.....	3-11	1-5	1-2	4	1	8	2	0	0	1	30
Baylor Scheierman.....	3-7	1-4	3-4	3	2	10	3	2	0	0	30
Ben Shtolzburg.....	0-0	0-0	0-0	0	0	0	0	0	0	0	3
Shereef Mitchell.....	1-3	0-2	0-0	1	0	2	1	0	0	0	8
Francisco Farabello.....	0-4	0-0	0-0	0	0	0	0	0	0	0	17
Ben Shtolzburg.....	0-0	0-0	0-0	0	0	0	0	0	0	0	0
Mason Miller.....	1-4	0-1	0-0	5	1	2	0	1	0	0	11
Fredrick King.....	2-4	0-0	2-3	3	0	6	0	0	0	0	7
Team Rebounds.....				3							
<b>Totals.....</b>	<b>23-59</b>	<b>5-26</b>	<b>16-20</b>	<b>32</b>	<b>10</b>	<b>67</b>	<b>13</b>	<b>6</b>	<b>3</b>	<b>1</b>	<b>200</b>
	<b>.390</b>	<b>.192</b>	<b>.800</b>								

VILLANOVA	fg-a	3fg-a	ft-a	reb	pf	pts	ast	to	blk	stl	min
Cam Whitmore.....	5-8	1-2	6-8	5	2	17	0	0	0	1	24
Brandon Slater.....	2-7	0-3	2-2	4	0	6	3	0	1	0	29
Eric Dixon.....	11-15	6-8	3-3	2	2	31	0	0	0	1	31
Justin Moore.....	3-6	1-2	1-2	2	3	8	8	0	0	0	28
Caleb Daniels.....	0-7	0-4	2-3	7	3	2	2	1	0	0	32
Brendan Hausen.....	0-0	0-0	0-0	0	0	0	0	0	0	0	2
Mark Armstrong.....	5-7	1-1	0-0	5	3	11	0	1	0	2	20
Trey Patterson.....	0-1	0-1	0-0	1	0	0	0	0	0	0	2
Chris Arcidiacono.....	0-1	0-1	0-0	4	1	0	0	0	1	0	17
Collin O'Toole.....	0-0	0-0	0-0	0	0	0	0	0	0	0	1
Jordan Longino.....	1-2	0-0	2-2	1	3	4	1	1	0	1	14
Team Rebounds.....				1							
<b>Totals.....</b>	<b>27-54</b>	<b>9-22</b>	<b>16-20</b>	<b>32</b>	<b>17</b>	<b>79</b>	<b>14</b>	<b>3</b>	<b>2</b>	<b>5</b>	<b>200</b>
	<b>.500</b>	<b>.409</b>	<b>.800</b>								

**Officials:** James Breeding, Tim Clougherty, Brent Hampton

**Technical Fouls:** None. **Attendance:** 17,114

Team	1st	2nd	Total	1stFG%	2ndFG%	Total%	Deadball
#19 Creighton	24	43	67	.357	.419	.390	2,1
Villanova	38	41	79	.462	.536	.500	4

## Career Stats vs. Villanova

Name	G-S	FG	Pct	3FG	Pct	FT	Pct	Reb	Avg	A	T	B	S	Pts	Avg	Hl
Alexander	5-3	19-49	.388	7-26	.269	13-16	.813	17	3.4	9	4	0	5	58	11.6	27
Kalkbrenner	7-5	32-47	.681	0-0	---	10-15	.667	36	5.1	4	8	15	1	74	10.6	19
Kaluma	5-5	15-39	.385	5-20	.250	13-16	.813	31	6.2	9	12	1	2	47	9.4	19
Nembhard	4-4	11-32	.344	2-15	.133	8-10	.800	7	1.8	14	10	1	2	32	8.0	14
Scheierman	2-2	4-13	.308	2-9	.222	5-6	.833	7	3.5	6	3	0	3	15	7.5	10
King	2-0	2-5	.400	0-0	---	2-3	.667	5	2.5	0	0	0	0	6	3.0	6
Mitchell	5-0	5-15	.333	2-9	.222	2-2	1.000	5	1.0	6	1	0	0	14	2.8	8
Miller	2-0	1-4	.250	0-1	.000	0-0	---	5	5.0	0	1	0	0	2	2.0	2
Christofilis	2-0	0-3	.000	0-3	.000	0-0	---	1	0.5	0	0	0	0	0	0.0	--
Farabello	2-0	0-6	.000	0-6	.000	0-0	---	1	0.5	1	0	0	0	0	0.0	--
Davis	2-0	0-0	---	0-0	---	0-0	---	0	0.0	0	0	0	0	0	0.0	--
Miller	1-0	0-0	---	0-0	---	0-0	---	1	1.0	0	0	0	0	0	0.0	--
Shtolzburg	1-0	0-0	---	0-0	---	0-0	---	0	0.0	0	0	0	0	0	0.0	--

## Did You Know?

- Both previous BIG EAST Tournament meetings<sup>1</sup> between Villanova and Creighton took place in the final (2017 and 2022) and were won by the Wildcats.
- Creighton is 1-14 all-time when making eight three-pointers or less against Villanova (including three meetings in the 1950's long before the 3-point line existed), but 6-4 when making nine or more treys.
- With a win on Wednesday vs. GU, Villanova's .804 win percentage in the last 10 seasons would rank second-best nationally behind only Gonzaga. Creighton and Marquette are the only teams to beat Villanova seven times in the last decade.
- Since the start of the 2013-14 season, Villanova has suffered only 68 losses, with only 13 of those coming by 15 points or more. Creighton's responsible for five of those 13 setbacks.

# 2022-23 Creighton vs. Villanova - Head-to-Head

## CU vs. Villanova

RECORD:	OVERALL	HOME	AWAY	NEUTRAL
ALL GAMES	1-1	1-0	0-1	0-0
CONFERENCE	1-1	1-0	0-1	0-0
NON-CONFERENCE	0-0	0-0	0-0	0-0

#	Player	gp-gs	min	avg	Total		3-Point		F-Throw		Rebounds				pf	dq	a	to	blk	stl	pts	avg
					fg-fga	fg%	3fg-fga	3fg%	ft-fa	ft%	off	def	tot	avg								
23	Trey Alexander	2-2	67	33.5	11-26	.423	6-14	.429	7-9	.778	0	7	7	3.5	2	0	4	2	0	2	35	17.5
11	Ryan Kalkbrenner	2-2	71	35.5	14-20	.700	0-0	.000	6-7	.857	6	4	10	5.0	7	0	1	2	5	0	34	17.0
24	Arthur Kaluma	2-2	62	31.0	6-19	.316	4-12	.333	11-14	.786	4	10	14	7.0	6	0	5	4	1	2	27	13.5
55	Baylor Scheierman	2-2	68	34.0	4-13	.308	2-9	.222	5-6	.833	0	7	7	3.5	4	0	6	3	0	3	15	7.5
02	Ryan Nembhard	2-2	70	35.0	4-15	.267	0-5	.000	4-4	1.000	0	3	3	1.5	3	0	9	2	1	1	12	6.0
33	Fredrick King	2-0	9	4.5	2-5	.400	0-0	.000	2-3	.667	4	1	5	2.5	2	0	0	0	0	0	6	3.0
04	Shereef Mitchell	2-0	10	5.0	1-4	.250	0-3	.000	0-0	.000	0	2	2	1.0	0	0	1	0	0	0	2	1.0
13	Mason Miller	2-0	17	8.5	1-4	.250	0-1	.000	0-0	.000	3	3	6	3.0	1	0	0	1	0	0	2	1.0
01	Ben Shtolzberg	1-0	3	3.0	0-0	.000	0-0	.000	0-0	.000	0	0	0	0.0	0	0	0	0	0	0	0	0.0
05	Francisco Farabello	2-0	23	11.5	0-6	.000	0-6	.000	0-0	.000	0	1	1	0.5	0	0	1	0	0	0	0	0.0
Team											5	7	12					2				
Total.....		2	400		43-112	.384	12-50	.240	35-43	.814	22	45	67	33.5	25	0	27	16	7	8	133	66.5
Opponents.....		2	400		46-103	.447	16-47	.340	32-40	.800	12	52	64	32.0	38	0	22	15	6	9	140	70.0

Date	Opponent		Score	Att.
* 02/04/23	VILLANOVA	w	66-61	18509
* 02/25/23	at Villanova	L	67-79	17114

\* = BIG EAST Conference game

## Villanova Combined Team Statistics (as of Feb 25, 2023) All games

RECORD:	OVERALL	HOME	AWAY	NEUTRAL
ALL GAMES	1-1	1-0	0-1	0-0
CONFERENCE	1-1	1-0	0-1	0-0
NON-CONFERENCE	0-0	0-0	0-0	0-0

#	Player	gp-gs	min	avg	Total		3-Point		F-Throw		Rebounds				pf	dq	a	to	blk	stl	pts	avg
					fg-fga	fg%	3fg-fga	3fg%	ft-fa	ft%	off	def	tot	avg								
43	Eric Dixon	2-2	67	33.5	18-33	.545	7-14	.500	8-9	.889	2	9	11	5.5	3	0	1	1	3	2	51	25.5
22	Cam Whitmore	2-2	57	28.5	7-13	.538	2-6	.333	10-14	.714	3	10	13	6.5	6	0	0	3	1	3	26	13.0
05	Justin Moore	2-2	62	31.0	7-17	.412	4-9	.444	3-5	.600	1	3	4	2.0	6	0	10	3	0	0	21	10.5
14	Caleb Daniels	2-2	67	33.5	4-15	.267	1-7	.143	5-6	.833	4	10	14	7.0	7	0	2	4	0	1	14	7.0
34	Brandon Slater	2-2	57	28.5	4-10	.400	1-5	.200	4-4	1.000	0	6	6	3.0	4	0	5	0	1	0	13	6.5
02	Mark Armstrong	2-0	35	17.5	5-9	.556	1-2	.500	0-0	.000	2	5	7	3.5	5	0	1	1	0	2	11	5.5
15	Jordan Longino	1-0	14	14.0	1-2	.500	0-0	.000	2-2	1.000	0	1	1	1.0	3	0	1	1	0	1	4	4.0
04	Chris Arcidiacono	2-0	26	13.0	0-1	.000	0-1	.000	0-0	.000	0	5	5	2.5	1	0	1	0	1	0	0	0.0
03	Trey Patterson	2-0	5	2.5	0-2	.000	0-2	.000	0-0	.000	0	1	1	0.5	0	0	0	0	0	0	0	0.0
01	Brendan Hausen	2-0	9	4.5	0-1	.000	0-1	.000	0-0	.000	0	0	0	0.0	3	0	1	0	0	0	0	0.0
12	Collin O'Toole	1-0	1	1.0	0-0	.000	0-0	.000	0-0	.000	0	0	0	0.0	0	0	0	0	0	0	0	0.0
Team											0	2	2					2				
Total.....		2	400		46-103	.447	16-47	.340	32-40	.800	12	52	64	32.0	38	0	22	15	6	9	140	70.0
Opponents.....		2	400		43-112	.384	12-50	.240	35-43	.814	22	45	67	33.5	25	0	27	16	7	8	133	66.5

Date	Opponent		Score	Att.
* 02/04/23	at #19 Creighton	L	61-66	18509
* 02/25/23	#19 CREIGHTON	w	79-67	17114

\* = BIG EAST Conference game

# Creighton vs. Georgetown

## GAME 22 Creighton (14-8, 8-3) 63 Georgetown (6-17, 1-11) 53

Feb. 1, 2023 Capital One Arena Washington, D.C.

**Defining Moment:** Creighton closed the first half on an 18-3 run to take a 35-24 lead into intermission.

**Key Stat:** Georgetown's leading scorers, Primo Spears and Brandon Murray shot a combined 0-for-14 in the first half and finished the night with a combined 21 points on 9-for-32 shooting overall.

CREIGHTON	fg-a	3fg-a	ft-a	reb	pf	pts	ast	to	blk	stl	min
Arthur Kaluma .....	4-12	1-5	3-4	8	0	12	1	2	1	0	35
Ryan Kalkbrenner .....	7-11	0-1	2-2	8	2	16	3	5	2	0	32
Ryan Nembhard .....	4-9	3-6	3-4	5	1	14	2	1	0	0	38
Trey Alexander .....	5-15	1-7	0-1	5	0	11	5	0	0	2	37
Baylor Scheierman .....	3-10	3-8	1-2	11	3	10	1	1	0	2	34
Shereef Mitchell .....	0-0	0-0	0-0	0	0	0	0	0	0	0	1
Francisco Farabello .....	0-2	0-0	0-0	2	0	0	0	0	0	0	11
Mason Miller .....	0-0	0-0	0-0	1	0	0	0	0	0	0	5
Fredrick King .....	0-1	0-0	0-0	2	0	0	0	1	1	0	7
Team Rebounds .....				6							
<b>Totals .....</b>	<b>23-60</b>	<b>8-29</b>	<b>9-13</b>	<b>48</b>	<b>6</b>	<b>63</b>	<b>12</b>	<b>10</b>	<b>4</b>	<b>4</b>	<b>200</b>
	<b>.383</b>	<b>.276</b>	<b>.692</b>								

GEORGETOWN	fg-a	3fg-a	ft-a	reb	pf	pts	ast	to	blk	stl	min
Akok Akok .....	1-3	0-1	0-0	5	2	2	0	0	0	2	27
Qudus Wahab .....	6-9	0-0	2-3	7	3	14	0	2	0	3	26
Brandon Murray .....	4-14	1-3	2-3	8	2	11	3	0	0	1	37
Primo Spears .....	5-18	0-2	0-0	1	0	10	4	2	0	0	35
Jordan Riley .....	1-6	0-0	0-0	4	1	2	1	1	1	1	17
Jay Heath .....	3-6	1-2	0-0	1	4	7	1	0	0	0	19
Bryson Mozzone .....	2-6	1-3	0-0	4	1	5	0	0	0	0	18
Ryan Mutombo .....	0-0	0-0	0-0	0	1	0	0	0	0	0	2
Bradley Ezewiro .....	0-2	0-0	0-0	2	1	0	0	0	0	0	7
Wayne Bristol, Jr. ....	1-1	0-0	0-0	1	0	2	0	0	0	0	12
Team Rebounds .....				1							
<b>Totals .....</b>	<b>23-65</b>	<b>3-11</b>	<b>4-6</b>	<b>34</b>	<b>15</b>	<b>53</b>	<b>9</b>	<b>6</b>	<b>1</b>	<b>7</b>	<b>200</b>
	<b>.354</b>	<b>.273</b>	<b>.667</b>								

**Officials:** John Gaffney, Tim Clougherty, Nathan Farrell

**Technical Fouls:** None. **Attendance:** 4,042

Team	1st	2nd	Total	1stFG%	2ndFG%	Total%	Deadball
Creighton	35	28	63	.424	.333	.383	2
Georgetown	21	32	53	.265	.452	.354	1

## Series vs. Georgetown

Bluejays lead series, 14-9

Home: 8-2		Away: 5-5		Neutral: 1-2	
Date	Site	W-L	Score		
12/30/70	West Palm Beach-§	W	80-79		
01/25/14	at Creighton*	W	76-63		
03/04/14	at Georgetown*	L	63-75		
01/03/15	at Georgetown*	L	61-76		
01/31/15	at Creighton*	L	40-67		
03/12/15	at New York City-!	L	55-60		
01/05/16	at Creighton*	W	79-66		
01/26/16	at Georgetown*	L	73-74		
01/25/17	at Georgetown*	L	51-71		
02/19/17	at Creighton*	W	87-70		
01/06/18	at Georgetown*	W	90-66		
01/27/18	at Creighton*	W	85-77		
01/21/19	at Georgetown*	W	91-87		
02/23/19	at Creighton*	W	82-69		
01/15/20	at Georgetown*	L	80-83		
03/04/20	at Creighton*	W	91-76		
02/03/21	at Creighton*	L	79-86		
02/09/21	at Georgetown*	W	63-48		
03/13/21	at New York City-!	L	48-73		
02/12/22	at Georgetown*	W	80-66		
02/14/22	at Creighton*	W	88-77		
02/01/23	at Georgetown*	W	63-53		
03/01/23	at Creighton*	W	99-59		

§ Gold Coast Classic, West Palm Beach, Fla.

\* BIG EAST Conference game

! BIG EAST Conf. Tournament (New York City)

## McDermott vs. Georgetown

McDermott is 13-10 vs. Georgetown

Before CU: 0-1 (0-1 at UNI)

At CU: 13-9 (8-2 Home; 5-5 Away; 0-2 Neutral)

Date	Site	W-L	Score
03/17/06	> at Dayton#	L	49-54
01/25/14	& at Creighton*	W	76-63
03/04/14	& at Georgetown*	L	63-75
01/03/15	& at Georgetown*	L	61-76
01/31/15	& at Creighton*	L	40-67
03/12/15	& at New York City%	L	55-60
01/05/16	& at Creighton*	W	79-66
01/26/16	& at Georgetown*	L	73-74
01/25/17	& at Georgetown*	L	51-71
02/19/17	& at Creighton*	W	87-70
01/06/18	& at Georgetown*	W	90-66
01/27/18	& at Creighton*	W	85-77
01/21/19	& at Georgetown*	W	91-87
02/23/19	& at Creighton*	W	82-69
01/15/20	& at Georgetown*	L	80-83
03/04/20	& at Creighton*	W	91-76
02/03/21	& at Creighton*	L	79-86
02/09/21	& at Georgetown*	W	63-48
03/13/21	& at New York City%	L	48-73
02/12/22	& at Georgetown*	W	80-66
02/14/22	& at Creighton*	W	88-77
02/01/23	& at Georgetown*	W	63-53
03/01/23	& at Creighton*	W	99-59

# NCAA Tournament

\* BIG EAST Conference game

% BIG EAST Conference Tournament game

^ McDermott as Wayne State head coach

@ McDermott as North Dakota State head coach

> McDermott as Northern Iowa head coach

< McDermott as Iowa State head coach

& McDermott as Creighton head coach

## GAME 30 Georgetown (7-24, 2-18) 59 Creighton (19-11, 13-6) 99

March 1, 2023 CHI Health Center Omaha Omaha, Neb.

**Defining Moment:** Creighton opened the game with a 19-0 run and were never challenged.

**Key Stat:** Trey Alexander made six three-pointers in the first half and finished with seven of CU's season-high 19 trifectas.

GEORGETOWN	fg-a	3fg-a	ft-a	reb	pf	pts	ast	to	blk	stl	min
Akok Akok .....	0-5	0-2	0-0	2	2	0	0	1	1	0	14
Bradley Ezewiro .....	0-2	0-0	2-2	2	3	2	0	0	0	1	8
Brandon Murray .....	3-11	1-4	2-4	1	0	9	2	1	0	2	29
Primo Spears .....	9-17	2-5	1-1	3	3	21	4	1	0	1	36
Jay Heath .....	0-6	0-4	2-2	2	1	2	0	2	0	1	26
Jordan Riley .....	0-2	0-1	0-0	1	1	0	0	0	0	1	13
Bryson Mozzone .....	5-9	2-5	1-2	3	1	13	1	1	1	0	24
D'Ante Bass .....	0-2	0-0	0-0	2	0	0	0	1	0	0	3
Wayne Bristol Jr. ....	1-4	0-2	2-2	2	2	4	0	0	0	2	23
Malcolm Wilson .....	0-0	0-0	0-0	2	0	0	0	0	0	0	4
Qudus Wahab .....	0-8	0-0	2-2	8	1	8	2	0	0	0	20
Team Rebounds .....				4							
<b>Totals .....</b>	<b>21-66</b>	<b>5-25</b>	<b>12-15</b>	<b>32</b>	<b>14</b>	<b>59</b>	<b>9</b>	<b>7</b>	<b>2</b>	<b>8</b>	<b>200</b>
	<b>.318</b>	<b>.200</b>	<b>.800</b>								

CREIGHTON	fg-a	3fg-a	ft-a	reb	pf	pts	ast	to	blk	stl	min
Arthur Kaluma .....	5-10	2-3	1-4	7	1	13	1	0	0	0	21
Ryan Kalkbrenner .....	5-8	0-1	6-6	1	2	16	0	1	2	0	15
Ryan Nembhard .....	4-7	2-4	0-0	2	2	10	6	1	0	2	24
Trey Alexander .....	8-11	7-10	2-2	3	1	25	4	3	1	1	23
Baylor Scheierman .....	4-6	3-5	2-3	13	0	13	5	0	0	0	22
Ben Shtolzburg .....	1-1	1-1	1-2	1	2	4	1	1	0	0	9
Shereef Mitchell .....	3-6	2-3	0-0	3	4	8	1	2	0	0	18
Francisco Farabello .....	0-3	0-2	0-0	1	0	0	6	1	0	0	23
Zander Yates .....	0-2	0-1	0-0	0	0	0	1	0	0	0	4
Mason Miller .....	0-2	0-0	0-0	3	0	0	0	0	0	1	19
Sami Osmani .....	1-1	1-1	0-0	1	0	3	1	0	0	0	4
Evan Young .....	1-1	1-1	0-0	0	0	3	0	0	0	0	3
Fredrick King .....	1-3	0-0	2-2	5	4	4	1	1	0	0	15
Team Rebounds .....				4							
<b>Totals .....</b>	<b>33-61</b>	<b>19-34</b>	<b>14-19</b>	<b>44</b>	<b>16</b>	<b>99</b>	<b>27</b>	<b>10</b>	<b>3</b>	<b>4</b>	<b>200</b>
	<b>.541</b>	<b>.559</b>	<b>.737</b>								

**Officials:** Brian O'Connell, Ron Groover, Paul Szelc

**Technical Fouls:** Primo Spears (1). **Attendance:** 17,039

Team	1st	2nd	Total	1stFG%	2ndFG%	Total%	Deadball
Georgetown	24	35	59	.250	.382	.318	2
Creighton	51	48	99	.531	.552	.541	3

## Career Stats vs. Georgetown

Name	G-S	FG	Pct	3FG	Pct	FT	Pct	Reb	Avg	A	T	B	S	Pts	Avg	HI
Kaluma	2-2	9-22	.409	3-8	.375	4-8	.500	15	7.5	2	2	1	0	25	12.5	13
Alexander	4-4	18-38	.474	9-21	.429	4-5	.800	16	4.0	17	8	1	4	49	12.3	25
Scheriman	2-2	7-16	.438	6-13	.462	3-5	.600	24	12.0	6	1	0	2	23	11.5	13
Nembhard	4-4	14-28	.500	9-19	.474	4-6	.667	15	3.8	21	6	0	5	41	10.3	14
Kalkbrenner	7-4	29-46	.630	0-2	.000	13-19	.684	30	4.3	4	13	8	0	71	10.1	22
Shtolzburg	1-0	1-1	1.000	1-1	1.000	1-2	.500	1	1.0	1	1	0	0	4	4.0	4
Farabello*	3-0	2-12	.167	2-10	.200	0-0	---	3	1.0	8	2	0	0	6	3.0	6
Osmani	1-0	1-1	1.000	1-1	1.000	-0	---	1	1.0	1	0	0	0	3	3.0	3
Young	1-0	1-1	1.000	1-1	1.000	0-0	---	0	0.0	0	0	0	0	3	3.0	3
Mitchell	6-0	6-13	.462	2-6	.333	1-3	.333	4	0.7	10	7	1	5	15	2.5	8
King	2-0	1-4	.250	0-0	---	2-2	1.000	7	3.5	4	2	2	0	4	2.0	4
Miller	2-0	0-2	.000	0-2	.000	0-0	---	4	2.0	0	0	0	1	0	0.0	--
Yates	1-0	0-2	.000	0-1	.000	0-0	---	0	0.0	1	0	0	0	0	0.0	--

\*includes Farabello's stats while playing for TCU

## Did You Know?

- Creighton is 0-2 all-time against Georgetown in the BIG EAST Tournament, falling in the 2015 quarter-finals and in the 2021 title tilt.
- Creighton's 99-59 win over Georgetown last Wednesday was the Hoyas largest losing margin in a game since 1971.
- Creighton's 19-0 run to open that game was the Bluejays longest uninterrupted game-starting run in Greg McDermott's 13 years on the Bluejay sideline.
- Each of the last six meetings have been decided by double-figures, with CU winning five of those.
- The last three men to be three-time First Team All-Americans are Creighton's Doug McDermott (2012-14), Georgetown's Patrick Ewing (1983-85) and Oklahoma's Wayman Tisdale (1983-85).

## 2022-23 Creighton vs. Georgetown - Head-to-Head

### Creighton Combined Team Statistics (as of Mar 05, 2023) CU vs. Georgetown

RECORD:	OVERALL	HOME	AWAY	NEUTRAL
ALL GAMES	2-0	1-0	1-0	0-0
CONFERENCE	2-0	1-0	1-0	0-0
NON-CONFERENCE	0-0	0-0	0-0	0-0

#	Player	gp-gs	min	avg	Total		3-Point		F-Throw		Rebounds				pf	dq	a	to	blk	stl	pts	avg
					fg-fga	fg%	3fg-fga	3fg%	ft-fa	ft%	off	def	tot	avg								
23	Trey Alexander	2-2	60	30.0	13-26	.500	8-17	.471	2-3	.667	1	7	8	4.0	1	0	9	3	1	3	36	18.0
11	Ryan Kalkbrenner	2-2	47	23.5	12-19	.632	0-2	.000	8-8	1.000	2	7	9	4.5	4	0	3	6	4	0	32	16.0
24	Arthur Kaluma	2-2	56	28.0	9-22	.409	3-8	.375	4-8	.500	5	10	15	7.5	1	0	2	2	1	0	25	12.5
02	Ryan Nembhard	2-2	62	31.0	8-16	.500	5-10	.500	3-4	.750	0	7	7	3.5	3	0	8	2	0	2	24	12.0
55	Baylor Scheierman	2-2	56	28.0	7-16	.438	6-13	.462	3-5	.600	2	22	24	12.0	3	0	6	1	0	2	23	11.5
01	Ben Shtolzberg	1-0	9	9.0	1-1	1.000	1-1	1.000	1-2	.500	0	1	1	1.0	2	0	1	1	0	0	4	4.0
04	Shereef Mitchell	2-0	19	9.5	3-6	.500	2-3	.667	0-0	.000	1	2	3	1.5	4	0	1	2	0	0	8	4.0
14	Sami Osmani	1-0	4	4.0	1-1	1.000	1-1	1.000	0-0	.000	1	0	1	1.0	0	0	1	0	0	0	3	3.0
21	Evan Young	1-0	3	3.0	1-1	1.000	1-1	1.000	0-0	.000	0	0	0	0.0	0	0	0	0	0	0	3	3.0
33	Fredrick King	2-0	22	11.0	1-4	.250	0-0	.000	2-2	1.000	3	4	7	3.5	4	0	1	2	1	0	4	2.0
13	Mason Miller	2-0	24	12.0	0-2	.000	0-2	.000	0-0	.000	0	4	4	2.0	0	0	0	0	0	1	0	0.0
05	Francisco Farabello	2-0	34	17.0	0-5	.000	0-4	.000	0-0	.000	0	3	3	1.5	0	0	6	1	0	0	0	0.0
10	Zander Yates	1-0	4	4.0	0-2	.000	0-1	.000	0-0	.000	0	0	0	0.0	0	0	1	0	0	0	0	0.0
Team											4	6	10									
Total.....		2	400		56-121	.463	27-63	.429	23-32	.719	19	73	92	46.0	22	0	39	20	7	8	162	81.0
Opponents.....		2	400		44-131	.336	8-36	.222	16-21	.762	16	50	66	33.0	29	0	18	13	3	15	112	56.0

Date	Opponent		Score	Att.
* 02/01/23	at Georgetown	w	63-53	4042
* 03/01/23	GEORGETOWN	w	99-59	17039

### Georgetown Combined Team Statistics (as of Mar 05, 2023) CU vs. Georgetown

RECORD:	OVERALL	HOME	AWAY	NEUTRAL
ALL GAMES	0-2	0-1	0-1	0-0
CONFERENCE	0-2	0-1	0-1	0-0
NON-CONFERENCE	0-0	0-0	0-0	0-0

#	Player	gp-gs	min	avg	Total		3-Point		F-Throw		Rebounds				pf	dq	a	to	blk	stl	pts	avg
					fg-fga	fg%	3fg-fga	3fg%	ft-fa	ft%	off	def	tot	avg								
01	Primo Spears	2-2	71	35.5	14-35	.400	2-7	.286	1-1	1.000	2	2	4	2.0	3	0	8	3	0	1	31	15.5
34	Qudus Wahab	2-1	46	23.0	9-17	.529	0-0	.000	4-5	.800	5	10	15	7.5	4	0	2	2	0	3	22	11.0
00	Brandon Murray	2-2	66	33.0	7-25	.280	2-7	.286	4-7	.571	1	8	9	4.5	2	0	5	1	0	3	20	10.0
15	Bryson Mozone	2-0	42	21.0	7-15	.467	3-8	.375	1-2	.500	0	7	7	3.5	2	0	1	1	1	0	18	9.0
05	Jay Heath	2-1	45	22.5	3-12	.250	1-6	.167	2-2	1.000	1	2	3	1.5	5	0	1	2	0	1	9	4.5
31	Wayne Bristol, Jr.	2-0	35	17.5	2-5	.400	0-2	.000	2-2	1.000	1	2	3	1.5	2	0	0	0	0	2	6	3.0
22	Bradley Ezewiro	2-1	15	7.5	0-4	.000	0-0	.000	2-2	1.000	2	2	4	2.0	4	0	0	0	0	1	2	1.0
11	Akok Akok	2-2	41	20.5	1-8	.125	0-3	.000	0-0	.000	1	6	7	3.5	4	0	0	1	1	2	2	1.0
12	Jordan Riley	2-1	30	15.0	1-8	.125	0-1	.000	0-0	.000	1	4	5	2.5	2	0	1	1	1	2	2	1.0
23	D'Ante Bass	1-0	3	3.0	0-2	.000	0-2	.000	0-0	.000	1	1	2	2.0	0	0	0	1	0	0	0	0.0
32	Malcolm Wilson	1-0	4	4.0	0-0	.000	0-0	.000	0-0	.000	0	2	2	2.0	0	0	0	0	0	0	0	0.0
21	Ryan Mutombo	1-0	2	2.0	0-0	.000	0-0	.000	0-0	.000	0	0	0	0.0	1	0	0	0	0	0	0	0.0
Team											1	4	5					1				
Total.....		2	400		44-131	.336	8-36	.222	16-21	.762	16	50	66	33.0	29	0	18	13	3	15	112	56.0
Opponents.....		2	400		56-121	.463	27-63	.429	23-32	.719	19	73	92	46.0	22	0	39	20	7	8	162	81.0

Date	Opponent		Score	Att.
* 02/01/23	CREIGHTON	L	53-63	4042
* 03/01/23	at Creighton	L	59-99	17039



2022-23 BIG EAST Standings (after 3/7)				
Team	BIG EAST only		All Games	
	W	L	W	L
#6 Marquette	17	3	25	6
#15 Xavier	15	5	23	8
<b>#24 Creighton</b>	<b>14</b>	<b>6</b>	<b>20</b>	<b>11</b>
#11 Connecticut	13	7	24	7
Providence	13	7	21	10
Seton Hall	10	10	17	14
Villanova	10	10	15	15
St. John's	7	13	17	14
Butler	6	14	14	17
DePaul	3	17	9	22
Georgetown	2	18	7	24

## 2022-23 Honors & Awards

### Trey Alexander

Honorable Mention All-BIG EAST

### Ryan Kalkbrenner

BIG EAST Defensive Player of the Year

First Team All-BIG EAST

Kareem Abdul-Jabbar Center of the Year Award Candidate (10)

Kareem Abdul-Jabbar Center of the Year Award Watch List (20)

Naismith Defensive Player of the Year Watch List (15)

Naismith Defensive Player of the Year Semifinalist (10)

Naismith Men's Player of the Year Midseason Team (30)

Preseason First Team All-BIG EAST

Preseason Jersey Mike's Naismith Award Watch List (50)

USBWA Oscar Robertson Midseason Watch List (50)

Wooden Award Preseason Watch List (50)

### Arthur Kaluma

Karl Malone Power Forward of the Year Award Watch List (20)

Preseason Second Team All-BIG EAST

### Fredrick King

BIG EAST Freshman of the Week, 12/19

### Ryan Nembhard

Bob Cousy Point Guard of the Year Award Watch List (20)

Maui Jim Maui Invitational All-Tournament Team

Preseason Second Team All-BIG EAST

### Baylor Scheierman

Honorable Mention All-BIG EAST

Julius Erving Small Forward of the Year Award Candidate (10)

Julius Erving Small Forward of the Year Award Watch List (20)

Preseason Honorable Mention All-BIG EAST

Wooden Award Preseason Watch List (50)

## The Creighton Coaches

**Greg McDermott** (Northern Iowa, 1988) owns a 296-148 record in his 13th season with the Bluejays. He owns a career mark of 576-343 in his 29th season, and is 445-279 in his 22nd Division I campaign.

McDermott led Creighton to its first BIG EAST regular-season title in 2019-20, taking a Bluejay team that was picked seventh in the league's pre-season poll and ending the year ranked seventh nationally. The Cascade, Iowa native then coached Creighton to its first Sweet 16 since 1974 in 2020-21 and to a share of its first regular-season BIG EAST title in 2019-20.

McDermott has previously been a head coach at Iowa State (2006-10), Northern Iowa (2001-06), North Dakota State (2000-01) and Wayne State (1994-2000).

He is assisted by **Alan Huss**, **Ryan Miller** and **Jalen Courtney-Williams**.

## With A Win...

- Creighton would improve to 16-2 this season against unranked teams when **Ryan Kalkbrenner** plays, including a 12-1 mark against BIG EAST teams.

- Creighton would advance to Friday's 8 p.m. Central semifinal against either Xavier, Seton Hall or DePaul in a game that will air on FS1 and KOZN (1620 AM).

- Creighton would improve to 10-8 all-time at the BIG EAST Tournament, including a 5-4 mark in the quarterfinals.

- Improve to 1-0 all-time at the BIG EAST Tournament as a No. 3 seed, and 5-1 all-time in conference tournament action as a No. 3 seed (including the MVC Tournament).

- Improve to 1-0 all-time at the BIG EAST Tournament against No. 6 seeds or 1-0 against No. 11 seeds.

- Creighton would improve to 1-2 in the BIG EAST Tournament against Villanova or 1-2 against Georgetown in the BIG EAST Tournament.

## On This Date

Creighton is 9-0 all-time on March 9th, including a 3-0 record under **Greg McDermott**.

CU's last March 9 game saw **Mitch Ballock** make a league-record 11 three-pointers in a 91-78 Senior Day win over DePaul in 2019.

Creighton's lone BIG EAST Tournament game on March 9th came in 2017, when CU beat Providence in the quarterfinals.

In 1974, Creighton defeated Texas in the NCAA Tournament, 77-61, to reach the Sweet 16.

## Conference Tournament History

Creighton is 9-8 all-time as it enters its ninth appearance at the BIG EAST Tournament, which includes trips to the finals in 2014, 2017, 2021 and 2022. That doesn't include the 2020 trip that was halted at halftime of the quarterfinal round game vs. St. John's at the onset of the COVID-19 pandemic.

Since joining the BIG EAST, Creighton is 1-0 in the opening round, 4-4 in the quarterfinals, 4-0 in

the semifinals and 0-4 in championship games.

Creighton lost in the title game to Providence in 2014 (65-58), Villanova in 2017 (74-60), Georgetown (73-48) in 2021 and Villanova (54-48) in 2022.

Creighton has won at least one conference tournament game in eight of the last 11 seasons (which includes three trips to the MVC Tournament). That's tied with Villanova for the most of any current league school in those 11 seasons.

**Greg McDermott** owns 16 wins in conference tournaments at CU (9 in the BIG EAST Tournament, 7 in the MVC Tournament).

With a 9-8 record, McDermott's .529 win percentage at the BIG EAST Tournament leads all current BIG EAST coaches and his nine wins are tied for the most among current BIG EAST coaches with **Ed Cooley**, who is 9-9.

Creighton also enjoyed a highly-successful run at the MVC Tournament in the previous three decades. The Bluejays owned a 43-20 all-time record in MVC Tournament play. Creighton's 12 MVC Tournament titles were seven more than any other school, while its 43 wins and .683 winning percentage in league tourney action also remain tops in event history.

Creighton was 19-12 in the quarterfinals, 12-7 in the semifinals and 12-1 in the championship games as a Valley member. Creighton won the MVC Tournament nine of the last 13 times it won its first game in the event.

Creighton won its MVC Tournament titles in 1978, 1981, 1989, 1991, 1999, 2000, 2002, 2003, 2005, 2007, 2012 and 2013.

## Out For Revenge

With Creighton playing the winner of Wednesday's Villanova/Georgetown nightcap, the Bluejays are assured to have a chance to avenge a recent loss in the finals.

Georgetown defeated Creighton in the 2021 BIG EAST Tournament final, while Villanova topped the Jays in the 2022 BIG EAST Tournament final.

## Eight Tourney Titles Since 1999

Creighton owns eight league tournament titles since 1999. On a national basis, the only schools that can claim this (entering this March) are Gonzaga (19), Duke (12), Winthrop (12), New Mexico State (11), Kentucky (10), Kansas (10), Iona (9), Murray State (9), Belmont (8), Creighton (8), Montana (8), Utah State (8) and Vermont (8).

Creighton has appeared in four title games since the reconfiguration of the BIG EAST in the summer of 2013. That trails only Villanova (6), and are twice as many as Providence (2) and Seton Hall (2). Xavier and Georgetown have advanced to one final apiece.

## Random League Tournament Facts

-Creighton has won 13 of its last 15 conference tournament games decided by four points or less.

-Creighton is 12-7 in its last 19 conference tournament games when playing an opponent with a better seed than the Bluejays.

-The top two seeds haven't met in a BIG EAST final since 2004.

Double-Figure Scoring Games			
Name	2022-23	Career	High
Baylor Scheierman#	25	82	28
Ryan Kalkbrenner	25	57	24
Trey Alexander	22	33	32
Ryan Nembhard	21	38	25
Arthur Kaluma	21	35	27
Fredrick King	2	2	16
Francisco Farabello\$	1	6	16
Ben Shtolzberg	1	1	13
Shereef Mitchell	0	4	11

20-Point (or More) Games			
Name	2022-23	Career	High
Ryan Kalkbrenner	6	10	24
Trey Alexander	5	5	32
Ryan Nembhard	4	6	25
Baylor Scheierman#	2	16	28
Arthur Kaluma	2	4	27

30-Point (or More) Games			
Name	2022-23	Career	High
Trey Alexander	1	1	32

Double-Figure Rebounding Games			
Name	2022-23	Career	High
Baylor Scheierman#	14	39	18
Ryan Nembhard	4	4	11
Ryan Kalkbrenner	2	10	15
Arthur Kaluma	2	4	16
Fredrick King	2	2	11

Double-Figure Assist Games			
Name	2022-23	Career	High
Ryan Nembhard	1	2	12

Career Double-Double Games			
Name	2022-23	Career	
Baylor Scheierman#	12	37	
Ryan Nembhard	4	5	
Ryan Kalkbrenner	2	8	
Arthur Kaluma	2	3	
Fredrick King	2	2	

#career total includes games at South Dakota State

\$ career total includes games at TCU

### 2022-23 Double-Doubles Baylor Scheierman (12)

11 pts., 10 reb. vs. St. Thomas, 11/7  
11 pts., 12 reb. vs. #21 Texas Tech, 11/21  
11 pts., 11 reb. vs. #14 Arizona, 11/23  
13 pts., 11 reb. at #2 Texas, 12/1  
10 pts., 11 reb. vs. Nebraska, 12/4  
13 pts., 11 reb. vs. BYU, 12/10  
14 pts., 11 reb. at Marquette, 12/16  
14 pts., 10 reb. vs. DePaul, 12/25  
17 pts., 10 reb. vs. St. John's, 1/25-  
10 pts., 11 reb. at Georgetown, 2/1  
18 pts., 13 reb. vs. #10 Marquette, 2/21  
13 pts., 13 reb. vs. Georgetown, 3/1

### Ryan Nembhard (4)

12 pts., 11 reb. at Butler, 1/17  
11 pts., 10 reb. vs. #13 Xavier, 1/28  
21 pts., 10 reb. at #24 Providence, 2/14  
20 pts., 11 reb. at DePaul, 3/4

### Ryan Kalkbrenner (2)

20 pts., 13 reb. at #2 Texas, 12/1  
10 pts., 10 reb. vs. Nebraska, 12/4

### Fredrick King (2)

16 pts., 11 reb. vs. Arizona State, 12/12  
16 pts., 10 reb. at Marquette, 12/16

### Arthur Kaluma (2)

14 pts., 11 reb. vs. Seton Hall, 1/3  
14 pts., 16 reb. at #4 Connecticut, 1/7

-The last No. 3 seed to win the BIG EAST Tournament was Seton Hall (against Villanova in the final) in 2016.

-Creighton is 4-1 all-time in two previous conference tournament appearances as a No. 3 seed, including one title. The Jays have never been a No. 3 seed at the BIG EAST Tournament. CU won the 2005 MVC Tournament as a No. 3 seed.

Creighton As the #3 Seed (4-1)		
Year	League	Record
1990	MVC	1-1
2005	MVC	3-0
<b>2023</b>	<b>BIG EAST</b>	<b>0-0 so far</b>

### Ring Bearers

Creighton's current full-time coaching staff and players have combined for seven postseason Division I conference tournament titles as student-athletes or assistant/head coaches, but none have won a BIG EAST Tournament.

Assistant coach **Alan Huss** played on Creighton's 1999 and 2000 MVC Tourney champs, while **Greg McDermott** owns three MVC Tourney titles under his belt (one as Northern Iowa coach, two as Creighton coach). CU assistant coach **Ryan Miller** was an assistant coach on the 2012 New Mexico team that won the Mountain West Conference Tournament.

In addition, **Baylor Scheierman** won the 2022 Summit League Tournament title while at South Dakota State.

Here's a breakdown of how many conference tournament titles each person has been a part of:

Name	Titles Won	Years With A Title
Greg McDermott	3	2004@, 2012*, 2013*
Alan Huss	2	1999^, 2000^
Ryan Miller	1	2012!
Baylor Scheierman	1	2022\$

@ won a MVC title as a head coach at Northern Iowa

\* won two MVC titles as a head coach at Creighton

^ won two MVC titles as a player at Creighton

\$ won an Summit League title as a player at South Dakota State

! won a MWC title as an assistant at New Mexico

### Previous All-Tourney Picks

This week marks Creighton's ninth trip to the BIG EAST Tournament, not counting the 2020 abbreviated trek that was halted at halftime of its first game.

In the previous eight trips played to completion, the only men to earn All-Tournament Team honors has been **Doug McDermott** and **Austin Chatman**, who helped take CU to the finals in 2014, **Marcus Foster**, who led the Jays to the 2017 title tilt, **Marcus Zegarowski** when CU reached the final in 2021, and both **Arthur Kaluma** and **Ryan Kalkbrenner** in CU's 2022 trip to the final. No Bluejay has ever earned the honor twice.

McDermott scored 94 points in his three games, making 34-of-63 shots from the field, 14-of-28 three-point shots and 12-of-14 attempts from the line. He set a BIG EAST Tournament record for points in a half (since broken) when he scored 27 in the first half vs. DePaul.

Chatman averaged 8.7 points, 6.7 assists and 2.7 rebounds per game in 2014 while directing the Bluejay offense. He made 9-of-16 shots from the floor.

In 2017 Foster averaged 16.3 points, 3.3 assists

and 2.7 rebounds per game at The Garden. His three-pointer in the closing seconds of the semi-final lifted Creighton to a 75-72 win and advanced the Bluejays to their second title game in four seasons.

In 2021, Zegarowski averaged 16.0 points, 4.0 rebounds and 4.0 assists per game while shooting 61.5 percent from three-point range as the Bluejays reached the finals.

Last year Kalkbrenner averaged 16.0 points, 8.7 rebounds and 3.0 blocks per game, while Kaluma averaged 13.3 points and 6.3 rebounds en route to the finals.

Creighton has never had a BIG EAST Tournament MVP. It's last conference tournament MVP was **Doug McDermott** in both 2012 and 2013 when CU belonged to the Missouri Valley Conference.

### 23 of 25 Seasons With 20 Wins

Creighton has won 20 or more games in 23 of the last 25 seasons (including 2022-23), a feat that puts the Jays among an exclusive group, nationally.

Just two schools have had 20 or more wins each of the last 25 years: Gonzaga and Kansas. Duke has done it 24 times, Creighton and Kentucky 23 times.

### Most 20-Win Seasons, Last 25 Seasons (includes 2023)

Team	20-Win Seasons	2021-22 W-L	2022-23 W-L
Gonzaga	24	28-4	26-5
Kansas	24	34-6	25-6
Duke	23	32-7	23-8
<b>Creighton</b>	<b>22</b>	<b>23-12</b>	<b>20-11</b>
Kentucky	22	26-8	21-10

### 20 Wins, Again

Creighton has 20 wins in 2022-23, securing an eighth straight 20-win season.

Creighton is one of five schools with 20 or more wins in each of the last eight seasons, joining Belmont, Gonzaga, Houston and Kansas.

Oregon entered this season with 12 straight 20-win seasons, but enters this week's Pac-12 Tournament with 18 victories.

### Best BIG EAST Years

Creighton's 14 league wins tied the program record for most conference wins in any of its 10 seasons in the BIG EAST.

Three of CU's four previous teams to win 12 or more BIG EAST games reached the BIG EAST Tournament final, with the prematurely cancelled 2019-20 campaign being the other.

Creighton's Most BIG EAST Wins, Season		
W-L	Year	BIG EAST Tourney
14-4	2013-14	Lost in Final
14-6	2020-21	Lost in Final
<b>14-6</b>	<b>2022-23</b>	<b>TBD</b>
13-5	2019-20	Tourney Cancelled
12-7	2021-22	Lost in Final

### Famous Moment, Famous Coach, Famous Arena

Madison Square Garden is often referred to as the "World's Most Famous Arena", and a former Creighton coach is involved in what a 2013 *Bleacher Report* poll named the greatest moment in Madison Square Garden history.

After missing Game 6 with a severe thigh injury, NBA MVP **Willis Reed** limped out of the tunnel prior to Game 7 of the 1970 NBA Finals to raucous applause. He would start and make the New York

2022-23 Dunks (96)		
Name	2022-23	Career (CU only)
Ryan Kalkbrenner	49	147
Fredrick King	24	24
Arthur Kaluma	18	39
Baylor Scheierman	2	2
Trey Alexander	2	2
Ryan Nembhard	1	2

2022-23 BIG EAST Preseason Poll		
Rk.	School (1st place votes)	Total
1.	<b>Creighton (8)</b>	<b>98</b>
2.	Xavier (2)	86
3.	Villanova (1)	85
4.	Connecticut	77
5.	Providence	62
6.	St. John's	52
7.	Seton Hall	44
8.	Butler	36
9.	Marquette	32
10.	Georgetown	21
11.	DePaul	12

Preseason All-BIG EAST Team	
<b>First Team</b>	
Adama Sanogo, UConn (Preseason POY)	
<b>Ryan Kalkbrenner, Creighton</b>	
Jared Bynum, Providence	
Posh Alexander, St. John's	
Colby Jones, Xavier	
Jack Nunge, Xavier	
<b>Second Team</b>	
<b>Arthur Kaluma, Creighton</b>	
<b>Ryan Nembhard, Creighton</b>	
Kadary Richmond, Seton Hall	
Caleb Daniels, Villanova	
Eric Dixon, Villanova	
Justin Moore, Villanova	
<b>Honorable Mention</b>	
Chuck Harris, Butler	
<b>Baylor Scheierman, Creighton</b>	
Cam Whitmore, Villanova (Preseason FOY)	

More Miscellaneous 2022-23 Statistics	
<b>CU's Biggest Halftime Lead</b>	
31 vs. North Dakota (53-22), 11/10	
<b>CU's Biggest Halftime Lead In A Loss</b>	
8 vs. #10 Marquette (40-32), 2/21	
<b>CU's Biggest Halftime Deficit</b>	
14 at Villanova (38-24), 2/25	
<b>CU's Biggest Halftime Deficit In A Win</b>	
<b>CU's Biggest Overall Lead</b>	
43 vs. Georgetown (84-41), 3/1	
<b>CU's Biggest Overall Deficit</b>	
18 at Marquette (69-51), 12/16	
<b>CU's Biggest Margin of Victory</b>	
40 vs. Georgetown (99-59), 3/1	
<b>CU's Biggest Margin of Defeat</b>	
12 at Villanova (79-67), 2/25	
<b>CU's Biggest Lead In A Loss</b>	
12 vs. #10 Marquette (32-20), 2/21	
<b>CU's Biggest Deficit Overcome In A Win</b>	
9 vs. Butler (16-7), 12/22	

Pronunciation Guide	
<b>John Christofilis</b>	..... Criss-TOFF-a-liss
<b>Francisco Farabello</b>	.. Fair-uh-BELL-oh
<b>Ryan Kalkbrenner</b>	... CAULK-bren-ner
<b>Arthur Kaluma</b>	..... Kah-LOO-muh
<b>Shereef Mitchell</b>	..... SHUR-reef
<b>Ryan Nembhard</b>	..... NEM-hard
<b>Sami Osmani</b>	..... Sammy • Oh's-MONN-ee
<b>Baylor Scheierman</b>	... SHY-er-man
<b>Ben Shtolzberg</b>	..... SHTOLTZ-berg

Knicks’ first two baskets. Though he wouldn’t score again, the tone was set and he was named Finals MVP.

Reed would later serve as head coach at Creighton from 1981-85, winning 52 games.

### All-BIG EAST Trio

For the first time since joining the BIG EAST 10 years ago, Creighton had three men named All-Conference.

Junior center **Ryan Kalkbrenner** was named All-BIG EAST First Team while senior guard **Baylor Scheierman** and sophomore guard **Trey Alexander** earned Honorable Mention accolades.

Kalkbrenner is just the fifth Bluejay in program history to earn First Team All-BIG EAST accolades, joining **Doug McDermott** (2013-14), **Marcus Foster** (2016-17 and 2017-18), **Ty-Shon Alexander** (2019-20) and **Marcus Zegarowski** (2020-21).

### Kalkbrenner Repeats As Top Defender

Creighton center **Ryan Kalkbrenner** was named 2023 BIG EAST Defensive Player of the Year for the second straight season.

Kalkbrenner is just the 11th player in league history to win the recognition more than once, joining the likes of **Patrick Ewing**, **Alonzo Mourning**, **Dikembe Mutombo**, **Kris Dunn** and **Allen Iverson** among those to win the award multiple times, and is the first repeat winner since former Bluejay guard **Khyri Thomas** in 2017 and 2018.

Between Kalkbrenner and Thomas, Creighton has now had a BIG EAST Defensive Player of the Year in four of the past seven seasons.

## 2022-23 Creighton Basketball Numerical Roster

No.	Name	Yr.	Pos.	Ht.	Wt.	Hometown (High School / Last School)
0	Jasen Green	Fr.	F	6-8	225	Omaha, Neb. (Millard North HS)
1	Ben Shtolzberg	Fr.	G	6-4	200	Northridge, Calif. (Notre Dame HS)
2	Ryan Nembhard	So.	G	6-0	170	Aurora, Ontario, Canada (Montverde Academy [Fla.])
4	Shereef Mitchell	Jr.	G	6-1	170	Omaha, Neb. (Sunrise Christian Academy [Kan.])
5	Francisco Farabello	Sr.	G	6-3	185	Cañada de Gómez, Argentina (NBA Global Academy Australia / TCU)
10	Zander Yates	Fr.	F	6-7	225	Germantown, Tenn. (Houston HS)
11	Ryan Kalkbrenner	Jr.	C	7-1	260	Florissant, Mo. (Trinity Catholic HS)
13	Mason Miller	Fr.	F	6-9	190	Germantown, Tenn. (Houston HS)
14	Sami Osmani	Jr.	G	6-4	205	Oak Lawn, Ill. (Oak Lawn Community HS)
15	John Christofilis	So.	G	6-3	195	Seattle, Wash. (O’Dea HS)
21	Evan Young	Fr.	G	5-11	160	Alpine, Utah (American Fork HS)
22	Devin Davis	Jr.	G	6-0	180	Chicago, Ill. (Westinghouse College Prep)
23	Trey Alexander	So.	G	6-4	190	Oklahoma City, Okla. (Heritage Hall HS)
24	Arthur Kaluma	So.	F	6-7	225	Glendale, Ariz. (Dream City Christian HS)
33	Fredrick King	Fr.	C	6-10	235	Mangrove Cay, Andros, Bahamas (NBA Academy Latin America)
55	Baylor Scheierman	Sr.	G	6-7	205	Aurora, Neb. (Aurora HS / South Dakota State Univ.)

**Head Coach:** Greg McDermott (Northern Iowa, 1988)

**13th season at Creighton:** 296-148 (.667)

**29th season as a head coach:** 576-343 (.627)

**Assistant Coaches:** Alan Huss, Ryan Miller, Jalen Courtney-Williams

**Assistant to the Head Coach:** Steve Merfeld

**Director of Basketball Operations:** Jeff Vanderloo

**Video Coordinator:** Casey Matthews

**Administrative Specialist:** John McKew

**Diversity and Inclusion Officer:** Len Gordy

**Graduate Assistants:** Lucas Vargas, Trey Zeigler

### Most BIG EAST Defensive Player of the Year Honors

Honors	Name, School	Years (*ties)
4	Patrick Ewing, Georgetown	1982, 83, 84, 85
3	Alonzo Mourning, Georgetown	1989, 90*, 92
2	Dikembe Mutombo, Georgetown	1990, 91
2	Allen Iverson, Georgetown	1995, 96
2	Etan Thomas, Syracuse	1999, 00
2	John Linehan, Providence	2001, 02
2	Emeka Okafor, Connecticut	2003, 04
2	Hasheem Thabeet, Connecticut	2008, 09
2	Kris Dunn, Providence	2015*, 16
<b>2</b>	<b>Khyri Thomas, Creighton</b>	<b>2017*, 18</b>
<b>2</b>	<b>Ryan Kalkbrenner, Creighton</b>	<b>2022, 23</b>

### 20-20-20 Vision

**Trey Alexander** (21), **Ryan Nembhard** (20) and **Ryan Kalkbrenner** (20) each had 20 or more points in last Saturday’s win at DePaul.

It’s the first time the Jays have had three men with 20 or more points since defeating No. 9 Arkansas on Nov. 22 at the Maui Jim Maui Invitational.

Prior to November’s occurrence, it hadn’t happened since March of 2011 when the Bluejays did it vs. Davidson.

### League (Arena) Bound

Creighton will play its 49th game in a full-time NBA arena since **Greg McDermott** was hired in 2010 when it takes the floor on Thursday inside Madison Square Garden, which is also the home to the New York Knicks.

In that time, Creighton is 23-25 in such games, including a 2-4 mark in the NCAA Tournament and a 9-8 record in the BIG EAST Tournament.

Creighton has played in eight different NBA arenas in that time, including Madison Square Garden



Weekly Rankings				
Date	AP	Coaches Poll	RPI	NET
Preseason	9th	9th	34th	--
Nov. 14	10th	9th	8th	--
Nov. 21	10th	8th	64th	--
Nov. 28	7th	7th	7th	--
Dec. 5	21st	21st	31st	33rd
Dec. 12	RV (40th)	RV (32nd)	72nd	46th
Dec. 19	--	--	70th	47th
Dec. 26	--	--	53rd	34th
Jan. 2	RV (39th)	--	52nd	34th
Jan. 9	RV (T-37th)	--	50th	24th
Jan. 15	RV (35th)	--	52nd	24th
Jan. 22	RV (T-33rd)	RV (39th)	48th	20th
Jan. 29	RV (29th)	RV (30th)	42nd	18th
Feb. 6	23rd	RV (26th)	40th	16th
Feb. 13	18th	19th	26th	13th
Feb. 20	19th	19th	27th	13th
Feb. 27	RV (26th)	23rd	37th	16th
March 6	24th	22nd	43rd	14th

#### Associated Press Top 25 March 6, 2023

Rk	School	W-L	PTS
1	Houston (58)	29-2	1522
2	UCLA (3)	27-4	1452
3	Kansas	25-6	1368
4	Alabama	26-5	1343
5	Purdue	26-5	1274
6	Marquette	25-6	1218
7	Texas	23-8	1100
8	Arizona	25-6	1042
9	Gonzaga	26-5	1031
10	Baylor	22-9	961
11	Connecticut	24-7	847
12	Kansas State	23-8	838
13	Virginia	23-6	791
14	Miami (Fla.)	24-6	761
15	Xavier	23-8	641
16	Saint Mary's	25-6	587
17	Tennessee	22-9	573
18	Texas A&M	23-8	507
19	Indiana	21-10	481
20	San Diego State	24-6	370
21	Duke	23-8	293
22	TCU	20-11	193
23	Kentucky	21-10	138
24	Creighton	20-11	133
25	Missouri	23-8	66

**Others Receiving Votes:** Oral Roberts 54, Florida Atlantic 53, Utah State 32, **Providence 26**, Iowa State 23, Northwestern 16, West Virginia 15, Toledo 10, Pittsburgh 10, Charleston 9, Michigan State 9, VCU 8, Boise State 7, Iowa 5, USC 5, Vanderbilt 3, Maryland 3, Memphis 3, **Arkansas 2**, North Texas 1, Drake 1.

#### USA Today Top 25 Coaches Poll March 6, 2023

Rk	School	W-L	PTS
1	Houston (29)	29-2	771
2	UCLA	27-4	740
3	Purdue	26-5	673
4	Kansas (2)	25-6	666
5	Alabama	26-5	657
6	Marquette	25-6	636
7	Texas	23-8	571
8	Gonzaga	26-5	515
9	Arizona	25-6	494
10	Baylor	22-9	440
11	Virginia	23-6	419
12	Kansas State	23-8	409
13	Miami (Fla.)	24-6	381
14	Connecticut	24-7	367
15	Xavier	23-8	338
16	Saint Mary's	25-6	336
17	Indiana	21-10	280
18	Texas A&M	23-8	251
19	Tennessee	22-9	249
20	San Diego State	24-6	205
21	Duke	23-8	119
22	Creighton	20-11	118
23	TCU	20-11	111
24	Kentucky	21-10	97
25	Northwestern	21-10	31

**Others Receiving Votes:** **Providence 30**; Maryland 26; Florida Atlantic 25; Iowa State 24; Missouri 18; Oral Roberts 14; Michigan State 14; Toledo 11; Pittsburgh 10; NC State 9; West Virginia 6; Utah State 5; Virginia Tech 3; Iowa 3; Vanderbilt 2; Boise State 1.

(9-10), Fiserv Forum (4-1), Verizon Center/Capital One Arena (4-5), Wells Fargo Center (3-3), Bradley Center (2-3), AT&T Center (1-1), Golden 1 Center (0-1) and Spectrum Center (0-1).

#### Creighton in NBA Arenas Since 2010

Date	Score	NBA Arena
03/22/13	CU 67, Cincinnati 63	Wells Fargo Center#
03/24/13	Duke 66, CU 50	Wells Fargo Center#
01/20/14	CU 96, Villanova 68	Wells Fargo Center
02/09/14	St. John's 70, CU 65	Madison Square Garden
02/19/14	CU 85, Marquette 70	Bradley Center
03/04/14	Georgetown 75, CU 63	Verizon Center
03/13/14	CU 84, DePaul 62	Madison Square Garden\$
03/14/14	CU 86, Xavier 78	Madison Square Garden\$
03/15/14	Providence 65, CU 58	Madison Square Garden\$
03/21/14	CU 76, Louisiana 66	AT&T Center#
03/23/14	Baylor 85, CU 55	AT&T Center#
01/03/15	Georgetown 76, CU 61	Verizon Center
01/14/15	Marquette 53, CU 52	Bradley Center
02/07/15	St. John's 84, CU 66	Madison Square Garden
03/11/15	CU 78, DePaul 63	Madison Square Garden\$
03/12/15	Georgetown 60, CU 55	Madison Square Garden\$
01/26/16	Georgetown 74, CU 73	Verizon Center
02/13/16	CU 65, Marquette 62	Bradley Center
03/10/16	Seton Hall 81, CU 73	Madison Square Garden\$
01/25/17	Georgetown 71, CU 51	Verizon Center
03/04/17	Marquette 91, CU 83	Bradley Center
03/09/17	CU 70, Providence 58	Madison Square Garden\$
03/10/17	CU 75, Xavier 72	Madison Square Garden\$
03/11/17	Villanova 74, CU 60	Madison Square Garden\$
03/17/17	Rhode Island 84, CU 72	Golden 1 Center#
01/06/18	CU 90, Georgetown 66	Capital One Arena
02/01/18	Villanova 98, CU 78	Wells Fargo Center
03/03/18	Marquette 85, CU 81	Bradley Center
03/08/18	Providence 72, CU 68	Madison Square Garden\$
03/16/18	Kansas State 69, CU 59	Spectrum Center#
01/21/19	CU 91, Georgetown 87	Capital One Arena
03/03/19	CU 66, Marquette 60	Fiserv Forum
03/14/19	Xavier 63, CU 61	Madison Square Garden\$
01/15/20	Georgetown 83, CU 80	Capital One Arena
02/01/20	CU 76, Villanova 61	Wells Fargo Center
02/18/20	CU 73, Marquette 65	Fiserv Forum
02/06/21	CU 71, Marquette 68	Fiserv Forum
03/11/21	CU 87, Butler 56	Madison Square Garden\$
03/12/21	CU 59, UConn 56	Madison Square Garden\$
03/13/21	Georgetown 73, CU 48	Madison Square Garden\$
01/01/22	CU 75, Marquette 69 (2OT)	Fiserv Forum
02/12/22	CU 80, Georgetown 66	Capital One Arena
03/10/22	CU 74, Marquette 63	Madison Square Garden\$
03/11/22	CU 85, Providence 58	Madison Square Garden\$
03/12/22	Villanova 54, CU 48	Madison Square Garden\$
12/16/22	Marquette 69, CU 58	Fiserv Forum
02/01/23	CU 63, Georgetown 53	Capital One Arena
02/25/23	Villanova 72, CU 60	Wells Fargo Center
# NCAA Tournament		\$ BIG EAST Tournament

#### Living Up To His Name

**Trey Alexander** had a career-high seven three-pointers in Creighton's Christmas Day win over DePaul, then made 7-of-10 from behind the arc on March 1 in a win over Georgetown.

Alexander is the fourth player in Creighton history with multiple games of seven or more three-pointers made in a career, joining **Mitch Ballock** (4x), **Kyle Korver** (4x) and **Ethan Wragge** (2x).

#### All The Three's

Creighton made 19 three-pointers on March 1 vs. Georgetown, tied for fourth-most in a game in program history and its second-best effort ever in a conference game.

Here's a list of Creighton's all-time games with 17 or more treys.

#### Most 3FG in a Game, Creighton History

Rank	3FG	Opponent	Date	Score
1.	22	Coe	12/20/2018	W 110-60
2.	21	at #4 Villanova	01/20/2014	W 96-68
3.	20	Chattanooga	02/19/2005	W 100-69
4.	19	USC Upstate	12/20/2017	W 116-62
<b>19 Georgetown 03/01/2023 W 99-59</b>				
6.	17	#21 Marquette	01/09/2019	L 104-106 (OT)
	17	Georgetown	03/04/2020	W 91-76
	17	at Seton Hall	01/27/2021	W 85-81

#### What A Run!

Since UConn rejoined the BIG EAST three seasons ago, Creighton leads all BIG EAST teams in league wins and in overall wins.

#### BIG EAST Standings (2020-21 to 3/7/23)

Team	BIG EAST only		All Games	
	W	L	W	L
<b>Creighton</b>	<b>40</b>	<b>19</b>	<b>65</b>	<b>32</b>
Villanova	37	18	64	30
Connecticut	37	19	62	25
Providence	36	20	61	29
Marquette	36	22	57	33
Seton Hall	31	27	52	38
Xavier	29	23	59	29
St. John's	25	33	50	40
Butler	20	40	38	51
DePaul	11	44	29	52
Georgetown	9	46	26	62

#### Ready, Set, Go!

When Creighton faced Georgetown last Wednesday, the Bluejays scored the first 19 points of the game, led 51-24 at the break, and won 99-59.

Since **Greg McDermott** was hired in 2010, it's the 11th time that Creighton has opened a game by scoring the first 10 points (or more).

On the other hand, CU has allowed the first 10 points of the game just three times under McDermott.

#### Best Game Starting Runs Under Greg McDermott

Run	School	Final Score	Date
<b>19-0</b>	<b>Georgetown</b>	<b>CU 99-59</b>	<b>3/1/23</b>
13-0	Maryland-Eastern Shore	CU 87-36	12/15/17
11-0	North Carolina A&T	CU 97-65	11/11/11
11-0	Drake	CU 76-69	01/03/12
11-0	at DePaul	CU 91-80	01/17/16
11-0	St. John's	CU 82-68	02/28/17
10-0	Houston Christian	CU 97-62	12/17/11
10-0	UCF	CU 82-64	03/23/11
10-0	Chicago State	CU 84-66	11/16/14
10-0	at Providence	CU 78-64	01/07/17
10-0	Nebraska	CU 95-76	12/07/19

## Career Conference Tournament Stats

Name	G-S	FG	Pct	3FG	Pct	FT	Pct	Reb	Avg	A	T	B	S	Pts	Avg	HL
Scheierman#6-6	32-68	.471	16-31	.516	19-22	.864	37	6.2	27	11	1	6	99	16.5	28	
Kaluma	3-3	15-33	.455	3-13	.231	7-8	.875	19	6.3	5	7	0	3	40	13.3	17
Alexander	3-3	11-29	.379	2-9	.222	10-12	.833	14	4.7	12	7	2	5	34	11.3	15
Kalkbrenner#6-3	25-34	.735	0-0	---	10-18	.556	32	5.3	5	7	12	1	60	10.0	19	
Mitchell	2-0	4-5	.800	3-3	1.000	0-0	---	2	1.0	1	2	0	2	11	5.5	8
Farabello*	3-0	2-3	.667	2-3	.667	2-2	1.000	3	1.0	3	1	0	3	8	2.7	6
Davis	3-0	2-2	1.000	1-1	1.000	0-0	---	0	0.0	0	0	0	0	5	1.7	3
Osmani	2-0	1-3	.333	0-2	.000	0-0	---	1	0.5	0	0	0	0	2	1.0	2

#includes Scheierman's stats while playing for South Dakota State

\*includes Farabello's stats while playing for TCU

Worst Game Starting Runs Under Greg McDermott			
Run	School	Final Score	Date
15-0	at Villanova	VU 71-50	01/25/15
12-0	Xavier	CU 95-89	01/12/14
11-0	at Seton Hall	SHU 74-55	02/04/22

### Big Time Performance

Creighton's 99-59 win over Georgetown on March 1st was its second-largest ever in BIG EAST play, one shy of a near-identical 100-59 triumph vs. St. John's that was also on a Senior Day.

As for Georgetown, it was the Hoyas largest loss since falling 88-44 on Dec. 27, 1971 at Marquette.

CU's Largest Margin of Victory in BIG EAST Play			
Margin	Opponent	Final Score	Date
41	St. John's	100-59	02/28/16
<b>40</b>	<b>Georgetown</b>	<b>99-59</b>	<b>03/01/23</b>
36	Seton Hall	89-53	01/06/21
35	at DePaul	93-58	02/11/17
29	DePaul	93-64	02/15/20

### Well-Rounded Scheierman

**Baylor Scheierman** has 257 rebounds, 96 assists and 74 three-pointers made this season.

Per [Basketball-Reference.com](https://www.basketball-reference.com), he's one of seven players in the last 30 seasons to do that, and the only man to do it twice (Scheierman also did it in 2021-22 at South Dakota State).

257 Reb., 96 Ast., 74 3FG In A Season, Since 1992-93					
NAME, SCHOOLS	YEAR	REB	AST	3FG	
Lester Hudson, UT-Martin	2007-08	259	148	124	
Kyle Singler, Duke	2009-10	280	96	85	
Baylor Scheierman, SDSU	2021-22	274	158	83	
Brandin Podziemski, Santa Clara	2022-23	274	110	79	
Reggie Williams, VMI	2006-07	263	146	76	
Mike Smith, La.-Monroe	2006-07	264	96	75	
Jake Stephens, VMI	2021-22	271	98	74	
<b>Baylor Scheierman, Creighton</b>	<b>2022-23</b>	<b>257</b>	<b>96</b>	<b>74</b>	

### Scheierman Surpasses 1,500 Points

**Baylor Scheierman** surpassed 1,500 career points on March 1st when the senior guard had 13 points to give him 1,503 in four years as a collegian. He now owns 1,508 points. The first 1,114 of those points came at South Dakota State, while he has scored 394 points as a Bluejay.

Scheierman averages 12.7 points per game this season. His season-high is 25 points, while his career-high is 28 points.

Scheierman also owns 416 career assists, including 96 this season. He's dished at least one helper in all but two games this season, and each of the last 23 contests in a row.

### Kalkbrenner Surpasses 1,000 Points

**Ryan Kalkbrenner** owns 1,048 career points, as he became the 45th men's player in Creighton history to surpass 1,000 on Feb. 25 at Villanova. He was the first Bluejay to score 1,000 since **Marcus Zegarowski** did it on Jan. 20, 2021 vs. Providence.

He currently ranks 39th in program history, but is poised to pass **Reggie Morris** (1,050) on Thursday.

Here's a list of Creighton's top scorers ever, as well as how long it took CU's last 21 men to reach 1,000 points.

Most Career Points, Creighton History			
Rank	Pts.	Name	Years
1.	3,150	Doug McDermott	2010-14
2.	2,116	Rodney Buford	1995-99

## Miscellaneous Statistics, Trends and Tidbits

### 2022-23 Creighton Trends

Current Streak.....	Won 2	When Leading at Halftime.....	19-3
Overall Record.....	20-11	Home.....	13-1
BIG EAST Record.....	14-6	Away.....	5-2
Last 5 Games.....	3-2	Neutral.....	1-0
Last 10 Games.....	7-3	When Trailing at Halftime.....	0-8
Overtime Games.....	0-1	Home.....	0-1
Longest Winning Streak.....	Won 8	Away.....	0-4
Home Streak.....	Won 1	Neutral.....	0-3

### Creighton's Record When...

Jays shot 40% or better from field.....	15-6	<b>Field Goal Shooting</b>	<b>FGM-FGA</b>	<b>Pct.</b>
Opponent shot 40% or better from field.....	11-10	Home.....	433-884	.490
Jays shot less than 40% from field.....	5-5	Away.....	295-664	.444
Opponent shot less than 40% from field.....	9-1	Neutral.....	131-283	.463
Jays shot 40% or better from 3-pt range.....	8-3	<b>Free Throw Shooting</b>	<b>FTM-FTA</b>	<b>Pct.</b>
Opponent shot 40% or better from 3-pt range.....	8-4	Home.....	175-237	.738
Jays outrebounded opponent.....	17-4	Away.....	127-159	.799
Opponent outrebounded Jays.....	3-6	Neutral.....	87-116	.750
Jays scored 70 or more points.....	17-6	<b>Jays' Record by Day of the Week</b>		
Opponent scored 70 or more points.....	3-8	Sunday.....	1-1	
Jays allowed fewer than 70 points.....	17-3	Monday.....	3-1	
Opponent allowed fewer than 70 points.....	3-5	Tuesday.....	3-2	
A Bluejay player scored 20 or more points.....	9-5	Wednesday.....	4-2	
An opposing player scored 20 or more points.....	6-7	Thursday.....	3-1	
A Bluejay player had 10 or more rebounds.....	11-8	Friday.....	0-1	
An opposing player had 10 or more rebounds.....	3-4	Saturday.....	6-3	

### Bluejay Statistical Leaders (Includes all ties)

<b>Points:</b> Scheierman 7, Kalkbrenner 6, Kaluma 6, Nembhard 5, Alexander 5, Farabello 1, King 1
<b>Rebounds:</b> Scheierman 17, Kaluma 5, Kalkbrenner 4, Nembhard 4, Alexander 1, King 1
<b>Assists:</b> Nembhard 20, Scheierman 9, Alexander 6, Kaluma 2, Farabello 1
<b>Steals:</b> Scheierman 11, Alexander 9, Kaluma 7, Nembhard 6, Farabello 6, Mitchell 5, Kalkbrenner 4, Shtolzberg 2, Miller 1, Yates 1, King 1
<b>Blocks:</b> Kalkbrenner 22, King 7, Alexander 3, Kaluma 3, Scheierman 1, Nembhard 1

### Margin of Victory and Defeat

	1	2	3	4	5	6	8	9	10	11	12	13	14	15	17	21	22	28	29	35	40
CU Wins	—	—	2	—	1	1	—	2	1	1	1	1	1	1	1	1	2	1	2	1	1
CU Losses	—	3	2	—	1	—	1	1	1	1	1	—	—	—	—	—	—	—	—	—	—

### Jays on Television (20-11)

FS1 (11-7); CBS Sports Network (3-0); FOX (3-2); CBS (1-0); ESPN2 (1-0); ESPN (1-2)

### Games To 1,000 Points, Last 21 Bluejays

Name	CU Games to 1,000 pts.	Date
<b>Ryan Kalkbrenner</b>	<b>91</b>	<b>02/25/23</b>
Marcus Zegarowski	75	01/20/21
Mitch Ballock	100	11/29/20
Ty-Shon Alexander	85	01/15/20
Khyri Thomas	94	02/10/18
Marcus Foster	54	01/17/18
Austin Chatman	138	03/11/15
Ethan Wragge	132	01/18/14
Gregory Echenique	101	03/24/13
Doug McDermott	57	01/15/12
Antoine Young	115	12/10/11
Kenny Lawson Jr.	108	11/21/10
P'Allen Stinnett	86	01/16/10
Dane Watts	115	01/22/08
Anthony Tolliver	124	03/16/07
Johnny Mathies	91	03/03/06
Nate Funk	92	02/28/05
Kyle Korver	81	01/30/02
Ben Walker	105	01/06/01
Ryan Sears	97	12/01/00
Rodney Buford	59	03/01/97

### Kalkbrenner Invites You To His Block Party

**Ryan Kalkbrenner** tied his career-high with six blocked shots on Jan. 3 vs. Seton Hall, giving him exactly 150 swats as a Bluejay.

In 38 regular-season conference games played since the start of last season, Kalkbrenner owns 99 blocked shots compared to just 69 fouls.

Kalkbrenner ranks second in program history in blocked shots with 189, passing **Chad Gallagher**

3.	2,110	Bob Harstad	1987-91
4.	1,983	Chad Gallagher	1987-91
5.	1,876	Bob Portman	1966-69
6.	1,801	Kyle Korver	1999-03
7.	1,754	Nate Funk	2002-07
8.	1,682	Rick Apke	1974-78
9.	1,661	Paul Silas	1961-64
10.	1,654	Vernon Moore	1981-85
11.	1,575	Benoit Benjamin	1982-85
12.	1,526	John C. Johnson	1975-79
13.	1,500	Kevin McKenna	1977-81
14.	1,437	Eddie Cole	1951-55
15.	1,369	Gene Harmon	1971-74
16.	1,361	Duan Cole	1987-92
17.	1,342	Antoine Young	2008-12
18.	1,313	Kenny Lawson Jr.	2006-11
19.	1,309	Ryan Sears	1997-01
20.	1,304	Mitch Ballock	2017-21
21.	1,303	Elton Tuttle	1951-54
22.	1,293	Marcus Zegarowski	2018-21
23.	1,292	Marcus Foster	2016-18
24.	1,272	Bob Gibson	1954-57
25.	1,267	Wally Anderzunas	1965-67, 1968-69
26.	1,254	Gary Swain	1983-87
27.	1,241	Ty-Shon Alexander	2017-20
28.	1,238	Ben Walker	1997-01
29.	1,196	Ray Yost	1951-54
30.	1,172	Dick Harvey	1956-59
31.	1,155	Ethan Wragge	2009-14
32.	1,152	Dane Watts	2004-08
33.	1,140	Khyri Thomas	2015-18
34.	1,116	Kenny Evans	1982-87
35.	1,115	Doug Brookins	1972-75
	1,115	Daryl Stovall	1978-82
37.	1,093	Tim Powers	1964-67
38.	1,050	Reggie Morris	1982-86
<b>39.</b>	<b>1,048</b>	<b>Ryan Kalkbrenner</b>	<b>2020-Pres.</b>
40.	1,031	Johnny Mathies	2003-06

for sole possession of second place on Feb. 21 vs. No. 10 Marquette.

#### Most Creighton Blocked Shots, Since 1979-80

Blk.	Name	Years
411	Benoit Benjamin	1982-85
<b>189</b>	<b>Ryan Kalkbrenner</b>	<b>2020-Pres.</b>
183	Chad Gallagher	1987-91
174	Gregory Echenique	2010-13
153	Kenny Lawson Jr.	2006-11

#### Consistent Kalkbrenner

**Ryan Kalkbrenner** has been extremely consistent throughout his career, regardless of whether he's playing at home or on the road.

He owns near exact numbers in terms of points scored, blocks, steals, fouls, field goals made and free throws made.

Stat	Home	Road/Neutral
Games	44	49
Minutes	1,065	1,238
Points	512	536
Rebounds	260	286
Blocks	92	97
Steals	18	21
Assists	34	42
Fouls	71	76
FG Shooting	206-285 (.723)	218-350 (.623)
3FG Shooting	5-15 (.333)	2-15 (.133)
FT Shooting	95-132 (.720)	98-141 (.695)

#### Rejected!

**Ryan Kalkbrenner's** streak of 25 straight games with a block was snapped in the regular-season finale at DePaul.

Last season Kalkbrenner had a block in 26 straight games from Nov. 16 - Feb. 26th, making him the first Bluejay with a swat in 20 straight games or longer since **Benoit Benjamin** began a streak of 28 consecutive contests with a rejection on Dec. 14, 1984, a streak that only ended when Big Ben left early for the NBA Draft.

#### Deep Dive Into The Rankings

The Creighton men's basketball team was ranked ninth in the *Associated Press* Preseason Top 25 poll, its highest preseason AP ranking ever.

The Oct. 17th announcement marked just the fifth time in program history the writers have voted CU to the top-25 in the preseason, joining 2006-07 (No. 19), 2012-13 (No. 16) and 2016-17 (No. 22) and 2020-21 (No. 11). All four of those Bluejay teams would end up in the NCAA Tournament.

Creighton was 10th in the AP poll released on Nov. 14th and Nov. 21 and was seventh last Nov. 28th. The team fell to No. 21 on Dec. 5th. After a two-month absence, Creighton returned to the Top 25 on Feb. 6th when it was tabbed 23rd and has since been 18th (Feb. 13) and 19th (Feb. 20). This week, the Jays are ranked 24th.

The Nov. 28 week was the 21st time in program history that Creighton has been in the top-10 at any point, with all but one of those weeks happening under head coach **Greg McDermott**. Creighton's best ranking in program history is seventh, done five times (Jan. 16, 2017, March 10, 2020, March 18, 2020, Jan. 7, 2021 and Nov. 28, 2022).

Creighton has been ranked 122 times in program history, with 94 of those weeks under the direction of McDermott. Creighton is 151-62 all-time as a ranked team, including a 117-50 mark under McDermott. Creighton has been ranked at least one week in nine of McDermott's 13 seasons on The Hilltop after doing it just five different seasons in program history before his 2010 arrival.

Creighton was also ninth in the preseason *USA Today* Coaches poll, its best preseason mark ever in the Coaches poll. The Jays remained ninth in the Nov. 14 Coaches poll and climbed to eighth in the Nov. 21 Coaches poll and were seventh on Nov. 28. CU was 21st on Dec. 5th. This week, the Jays are 22nd in the *USA Today* poll.

The program's best slotting ever in the Coaches poll is fifth, done on Jan. 4, 2021.

#### Another Top 25 Foe Bites The Dust

Through March 5th, Creighton's 11 games played against top-25 teams were tied for seventh-most nationally:

##### Most Top-25 Games Played This Season

Games	School
14	Oklahoma
13	Kansas
13	Texas
13	Texas Tech
12	Iowa State
12	Oklahoma State
<b>11</b>	<b>Creighton</b>
11	West Virginia
11	TCU
11	Kansas State

## 2022-23 Creighton's Top Performances

#### Points

32, Trey Alexander vs. DePaul, 12/25  
27, Arthur Kaluma vs. BYU, 12/10  
27, Trey Alexander vs. Villanova, 2/4  
25, Ryan Nembhard vs. #9 Arkansas, 11/22  
25, Baylor Scheierman at #12 Xavier, 1/11  
25, Trey Alexander vs. Georgetown, 3/1  
24, Ryan Kalkbrenner vs. North Dakota, 11/10  
22, Ryan Kalkbrenner vs. Holy Cross, 11/14  
21, Ryan Kalkbrenner vs. #9 Arkansas, 11/22  
21, Ryan Kalkbrenner vs. #19 Providence, 1/14  
21, Ryan Nembhard at #24 Providence, 2/14  
21, Trey Alexander at DePaul, 3/4  
20, Baylor Scheierman vs. #9 Arkansas, 11/22  
20, Ryan Nembhard vs. #14 Arizona, 11/23  
20, Ryan Kalkbrenner at #2 Texas, 12/1  
20, Trey Alexander vs. #19 Providence, 1/14  
20, Arthur Kaluma vs. #13 Xavier, 1/28  
20, Ryan Kalkbrenner at DePaul, 3/4  
20, Ryan Nembhard at DePaul, 3/4

#### Rebounds

16, Arthur Kaluma at #4 Connecticut, 1/7  
13, Ryan Kalkbrenner at #2 Texas, 12/1  
13, Baylor Scheierman vs. #10 Marquette, 2/21  
13, Baylor Scheierman vs. Georgetown, 3/1  
12, Baylor Scheierman vs. #21 Texas Tech, 11/21  
11, Baylor Scheierman vs. #14 Arizona, 11/23  
11, Baylor Scheierman at #2 Texas, 12/1  
11, Baylor Scheierman vs. Nebraska, 12/4  
11, Baylor Scheierman vs. BYU, 12/10  
11, Fredrick King vs. Arizona State, 12/12  
11, Baylor Scheierman at Marquette, 12/16

11, Arthur Kaluma vs. Seton Hall, 1/3  
11, Ryan Nembhard at Butler, 1/17  
11, Baylor Scheierman at Georgetown, 2/1  
11, Ryan Nembhard at DePaul, 3/4  
10, Baylor Scheierman vs. St. Thomas, 11/7  
10, Baylor Scheierman vs. North Dakota, 11/10  
10, Ryan Kalkbrenner vs. Nebraska, 12/4  
10, Fredrick King at Marquette, 12/16  
10, Baylor Scheierman vs. DePaul, 12/25  
10, Baylor Scheierman vs. St. John's, 1/25  
10, Ryan Nembhard vs. #13 Xavier, 1/28  
10, Ryan Nembhard at #24 Providence, 2/14  
10, Baylor Scheierman at DePaul, 3/4

#### Assists

12, Ryan Nembhard vs. Holy Cross, 11/14  
9, Ryan Nembhard vs. Arizona State, 12/12  
8, Ryan Nembhard vs. #13 Xavier, 1/28  
8, Trey Alexander at Seton Hall, 2/8  
7, Ryan Nembhard vs. BYU, 12/10  
7, Ryan Nembhard vs. DePaul, 12/25  
7, Ryan Nembhard at #12 Xavier, 1/11

#### Steals

4, Baylor Scheierman vs. Nebraska, 12/4  
3, Shereef Mitchell vs. North Dakota, 11/10  
3, Shereef Mitchell vs. Holy Cross, 11/14  
3, Baylor Scheierman vs. #14 Arizona, 11/23  
3, Baylor Scheierman vs. Butler, 12/22  
3, Ryan Kalkbrenner at #12 Xavier, 1/11  
3, Baylor Scheierman vs. Villanova, 2/4  
3, Ryan Kalkbrenner vs. #21 Connecticut, 2/11  
3, Ryan Nembhard at St. John's, 2/16

3, Baylor Scheierman at DePaul, 3/4

#### Blocked Shots

6, Ryan Kalkbrenner vs. Seton Hall, 1/3  
5, Fredrick King vs. Arizona State, 12/12  
5, Ryan Kalkbrenner vs. #13 Xavier, 1/28  
4, Ryan Kalkbrenner at #4 Connecticut, 1/7  
4, Ryan Kalkbrenner vs. #19 Providence, 1/14  
4, Ryan Kalkbrenner at St. John's, 2/18

#### Field Goals

11, Trey Alexander vs. DePaul, 12/25  
10, Ryan Kalkbrenner vs. North Dakota, 11/10  
10, Ryan Kalkbrenner vs. Holy Cross, 11/14  
10, Baylor Scheierman at #12 Xavier, 1/11  
9, Ryan Kalkbrenner vs. #9 Arkansas, 11/22  
9, Ryan Kalkbrenner at #2 Texas, 12/1

#### 3-Point Field Goals

7, Trey Alexander vs. DePaul, 12/25  
7, Trey Alexander vs. Georgetown, 3/1  
5, Francisco Farabello vs. Nebraska, 12/4  
5, Trey Alexander vs. Villanova, 2/4  
5, Baylor Scheierman at Seton Hall, 2/8

#### Free Throws

10, Ryan Nembhard vs. #9 Arkansas, 11/22  
10, Trey Alexander vs. BYU, 12/10  
10, Trey Alexander vs. #19 Providence, 1/14  
7, Arthur Kaluma vs. BYU, 12/10  
7, Ryan Kalkbrenner vs. #19 Providence, 1/14



Creighton's five top-25 victories this year are tied for fifth-most nationally.

Most Top-25 Wins This Season	
Wins	School
8	Iowa State
7	Kansas
7	Texas
7	Kansas State
5	Creighton
5	TCU
5	Baylor
5	TCU
5	Xavier
5	Illinois
5	Alabama
5	Maryland
5	Missouri
5	Tennessee
5	Marquette
5	Indiana
5	Arizona

And when it comes to ranked teams, keep in mind that Creighton also played both Arizona State and Marquette before both teams moved into the top-25 later in the season after facing the Bluejays.

Creighton's Most Top-25 Wins, Season		
Wins	Season	Top-25 Victims
6	2019-20	#8 Villanova, #10 Seton Hall, #12 Texas Tech, #19 Marquette, #21 Butler, #8 Seton Hall
5	2021-22	#9 Villanova, #11 Providence, #17 UConn, #18 UConn, #24 BYU
5	2022-23	#9 Arkansas, #13 Xavier, #19 Providence, #21 Texas Tech, #21 Connecticut
4	2016-17	#9 Wisconsin, #12 Butler, #16 Butler, #22 Xavier
4	2017-18	#3 Villanova, #19 Seton Hall, #20 Northwestern, #23 UCLA
3	2020-21	#5 Villanova, #22 Xavier, #23 UConn
2	1973-74	#6 Marquette, #16 Louisville
2	2001-02	#15 Florida, #17 Western Kentucky
2	2006-07	#11 Southern Illinois, #24 Xavier
2	2013-14	#4 Villanova, #6 Villanova
2	2015-16	#5 Xavier, #18 Butler
2	2018-19	#10 Marquette, #16 Clemson

Most Games vs. Top 25 Teams, Season		
Games	Season	Coach
12 (5-7)	2021-22	Greg McDermott
11 (5-6)	2022-23	Greg McDermott
10 (4-6)	2017-18	Greg McDermott
8 (1-7)	2014-15	Greg McDermott
8 (2-6)	2015-16	Greg McDermott
8 (6-2)	2019-20	Greg McDermott

Most Top 25 Wins Since Start of 2021-22 Season	
Record	Team
15-10	Kansas
13-11	Iowa State
12-7	Tennessee
11-8	Marquette
11-12	Villanova
10-4	Arizona
10-8	Alabama
10-8	Baylor
10-13	Creighton
10-13	TCU
10-15	Texas
10-15	Texas Tech
9-5	Purdue
9-9	Illinois
9-12	Kansas State
9-19	Oklahoma

Among The Best...EVER!

Ryan Kalkbrenner has made 424 of 635 career shots, putting him at 66.77 percent overall. That places the junior center sixth in field goal percentage in NCAA history among players to make 400 or more field goals and at least four field goals per game.

Best Career FG%, NCAA History (min. 400 FG, 4FG/game)		
Pct. (FG-FGA)	Name, School	Years
.746 (469-629)	Udoka Azubuike, Kansas	2016-20
.740 (497-672)	Tacko Fall, UCF	2015-19
.678 (828-1222)	Steve Johnson, Oregon State	1976-81
.677 (441-651)	Michael Bradley, Kentucky/Villanova	1998-01
.6682 (566-847)	Murray Brown, Florida State	1976-80
.6677 (424-635)	Ryan Kalkbrenner, Creighton	2020-Pres.
.667 (740-1109)	Evan Bradds, Belmont	2013-17
.665 (411-618)	Lee Campbell, MTSU, Missouri State	1987-90
.664 (496-747)	Warren Kidd, Middle Tennessee State	1990-93
.664 (702-1058)	Todd MacCulloch, Washington	1995-99
.662 (476-719)	Joe Senser, West Chester	1975-79

Ryan BucketGetter

Ryan Kalkbrenner ranks second in the country in field goal percentage (.704) this season. That figure also ranks third-best in NCAA history among juniors, and 12th-best ever in a single-season by any player regardless of year of eligibility.

Best Season FG%, NCAA History (min. 5 FG/game)		
Pct. (FG-FGA)	Name, School	Years
.800 (184-230)	Devontae Cacock, UNCW	2016-17
.770 (211-274)	Udoka Azubuike, Kansas	2017-18
.748 (181-242)	Udoka Azubuike, Kansas	2019-20
.746 (235-315)	Steve Johnson, Oregon State	1980-81
.722 (179-248)	Dwayne Davis, Florida	1988-89
.714 (210-294)	Evan Bradds, Belmont	2015-16*
.713 (154-216)	Keith Walker, Utica	1984-85
.710 (211-297)	Steve Johnson, Oregon State	1979-80*
.7075 (150-212)	Adam Mark, Belmont	2001-02
.7074 (133-188)	Asbjorn Midtgaard, Grand Canyon	2020-21
.7071 (140-198)	Josh Roberts, Manhattan	2022-23
.7037 (171-243)	Ryan Kalkbrenner, Creighton	2022-23*
.7036 (254-361)	Oliver Miller, Arkansas	1990-91*
.703 (163-232)	Alan Williams, Princeton	1986-87
.702 (231-329)	Mark McNamara, California	1981-82
.700 (173-247)	Warren Kidd, Middle Tennessee	1990-91

\*Junior

The Kalkbrenner Difference

Here's a look at the difference with and without Ryan Kalkbrenner this season.

Stat	Kalkbrenner Plays	Kalkbrenner Out
Team W-L	20-8	0-3
Team FG%	.476	.403
Team 3FG%	.360	.338
Team FG/Game	28.1	27.0
Rebound Margin	+5.7	-8.6
Off. Rebounds/Game	9.0	5.7
CU Points/Game	77.6	69.7
Opp. Points/Game	67.1	75.0
Scoring Margin	+10.5	-5.3
Turnovers/Game	11.6	13.0
Opp. FG%	.418	.440

Five Weapons

All five Creighton starters are averaging at least 11.9 points per game. Per research from FOX Sports, only six teams since 2009-10 have finished

a season with five players averaging 12.0 or more. Last season marked the first time since 1964-65 that Creighton had five men average in double-figures for an entire season. Creighton has won 30 of its last 32 games when five or more players score in double-figures, losing only at No. 12 Xavier on Jan. 11, 2023 and at No. 24 Providence on Feb. 14, 2023.

Five Players Averaging 12.0+ PPG Since 2009-10 (minimum 75 pct of team games)		
Season	Team/Players	Final Record
2020-21	Richmond	14-9, 0-1 NIT
Francis (16.1), Golden (12.7), Gilyard (12.3), Cayo (12.2), Burton (12.0)		
2017-18	Kansas	31-8, 4-1 NCAA
Graham (17.3), Mykhailiuk (14.6), Newman (14.2), Azubuike (13.0), Vick (12.1)		
2017-18	William & Mary	19-12, Missed Postseason
Knight (18.5), Pierce (14.7), Cohn (14.2), Milon (13.0), Burchfield (12.6)		
2016-17	UCLA	31-5, 2-1 NCAA
Leaf (16.3), Alford (15.5), Ball (14.6), Hamilton (14.1), Holiday (12.3)		
2015-16	North Florida	22-12, 0-1 NIT
Moore (19.8), Beech (15.4), Daniels (12.3), Davenport (12.3), Mackey (12.0)		
2012-13	North Carolina State	24-11, 0-1 NCAA
Leslie (15.1), Howell (12.7), Wood (12.6), Brown (12.4), Warren (12.1)		

Spin Zone

Before you bemoan the fact that Creighton's reserve corps ranks 338th in the country with 11.84 bench points per game, keep in mind that the Bluejays rank 10th in the nation with 64.96 points per game by its starters.

Creighton owns 367 bench points in 31 games this season, which exceeds last year's total of 331 in 35 contests.

A Dozen Will Do

Creighton finished 14-6 in the BIG EAST this season and is the only school in the BIG EAST with 12 or more league wins each of the last four seasons.

Among the other BIG EAST or "Power 5" Conference schools, Kansas, UCLA and Virginia also joined Creighton in doing it a fourth straight season.

Creighton has now owned a .500 mark or better in league play 27 times in the last 28 seasons.

The only BIG EAST teams to finish .500 or better in league play the last six seasons are Creighton, Villanova and Seton Hall.

Winning With Defense

Long revered for its offensive prowess, Creighton has turned into one of the nation's best defensive teams in recent seasons.

This year's team ranks 10th in KenPom's defensive efficiency ratings after being 19th a year ago.

Creighton Basketball Streaks of Note		
Streak	What	Last Time Not True
979	consecutive games with at least one three-pointer made	2/20/93 at Illinois State (0-5)
41	consecutive games Baylor Scheierman has made a 3-pointer	2/5/22 at South Dakota
33	consecutive home wins on Friday's	12/12/75 vs. North Texas (L 75-71)
28	consecutive wins in home openers	12/3/94 vs. SMU (L 77-70)
26	consecutive wins when making 25 or more free throws	1/20/07 vs. Southern Illinois (26-30)
18	consecutive wins vs. DePaul	1/7/15 (L 70-60)
16	consecutive wins when making 50% or better from 3-point range	1/9/19 vs. Marquette
8	consecutive 20-win seasons	2014-15



In the final five minutes BIG EAST play this season, Bluejay opponents shot 35.9 percent from the floor (56-156), 20.0 percent from downtown (11-55) and have made just 56 free throws.

In league games only, Creighton led the BIG EAST in points per game allowed (67.2) and field goal percentage defense (.409).

### McDermott Among The Best

A Nov. 10th article on **CBSsports.com** ranked the nation's best Top 25 And 1 coaches, with Creighton's **Greg McDermott** making that list.

McDermott and Providence's **Ed Cooley** were the lone BIG EAST coaches named to the list.

McDermott and Cooley both rank in the top-13 in league history for BIG EAST victories and are the only two active coaches with 100 regular-season BIG EAST wins. The list contains six different coaches who have won at least one national title.

McDermott has been at his current job (13 seasons) longer than any active BIG EAST coach, but since his first three years were as a member of the Missouri Valley Conference, Cooley's 12 years in the BIG EAST lead all active league coaches.

McDermott needed to coach in 173 BIG EAST regular-season games to earn his 100th conference win, 10th-fastest in league history.

#### Most League Wins, BIG EAST MBB Coaches

Rk.	Wins	Name, School
1.	366	Jim Boeheim, Syracuse
2.	274	Jim Calhoun, UConn
3.	244	Jay Wright, Villanova
4.	198	John Thompson Sr., Georgetown
5.	136	Mike Brey, Notre Dame
6.	131	John Thompson III, Georgetown
7.	127	Lou Carnesecca, St. John's
8.	119	<b>Ed Cooley, Providence</b>
9.	115	Jamie Dixon, Pittsburgh
10.	111	Rick Pitino, Providence/Louisville
11.	110	Rollie Massimino, Villanova
12.	109	<b>Greg McDermott, Creighton</b>
13.	105	Kevin Willard, Seton Hall

#### Fewest BIG EAST Games To 100 MBB League Wins

Rk.	Wins	Name, School
1.	136	John Thompson Sr., Georgetown
2.	145	Jamie Dixon, Pittsburgh
3.	152	Lou Carnesecca, St. John's
4.	154	Jim Boeheim, Syracuse
5.	156	Rick Pitino, Providence/Louisville
6.	157	John Thompson III, Georgetown
7.	168	Jim Calhoun, UConn
8.	169	Mike Brey, Notre Dame
9.	172	Jay Wright, Villanova
10.	173	<b>Greg McDermott, Creighton</b>
11.	174	Rollie Massimino, Villanova
12.	190	Ed Cooley, Providence
13.	211	Kevin Willard, Seton Hall

### It's Been A While

Creighton was ranked ninth in the preseason *Associated Press* poll and vaulted to seventh after a 6-0 start and trip to the Maui Jim Maui Invitational title game.

However, six straight losses from Nov. 23-Dec. 16 saw the Bluejays tumble not just out of the top 25, but to the point where it went back-to-back weeks (Dec. 19 & Dec. 26) where it didn't receive a single vote for the Top 25.

But a 12-3 stretch over 15 games from Dec. 22 - Feb. 19 saw CU return to the rankings for three weeks before dropping out on Feb. 27th. The Jays returned again on March 6th, coming in at No. 24.

Per research from FOX Sports, the Bluejays are the first team in the last 14 seasons (since 2009-10) to be ranked at any time in a season after suffering through a six-game losing streak.

### Alexander Inspired By Jim Jackson

Currently an analyst for FOX Sports, **Jim Jackson** was named UPI Player of the Year as a standout at Ohio State during the 1991-92 campaign.

The Feb. 11th win over UConn marked the third Creighton game this season with Jackson calling the game, and on each occasions the Jays have gotten a standout performance from sophomore guard **Trey Alexander**.

Jackson did five Creighton games last year -- CU's final five contests as it turns out -- when Alexander averaged 13.2 points, 5.2 assists and 4.2 rebounds per game.

#### Trey Alexander's Stats

Jackson Status	PPG	APG	RPG	3FG%	FT%
With Jim Jackson	17.8	3.5	3.8	.474	.800
8 game totals	142	28	30	18-38	32-40
Without Jim Jackson	9.3	2.4	3.9	.361	.812
58 game totals	541	139	227	57-158	112-138

### Sold Out in Omaha

February 21st marked Creighton's fourth straight home sellout, the first time it has met or exceeded CHI Health Center Omaha's 17,352 capacity that many times in a row since the final six home games in 2019-20 when the Jays captured their first BIG EAST regular-season title.

It's also the first time Creighton's had four straight home crowds over 18,000 since a stretch of five straight games when it did it during the final four home games of 2013-14 and the home opener in 2014-15.

Creighton sold out six home games this season (Nebraska, Providence, Xavier, Villanova, UConn, Marquette) and played in front of 13 sellouts overall (also vs. Texas Tech, Arkansas and Arizona in Maui, as well as road games at UConn, Xavier, Providence and St. John's).

Creighton ranks sixth nationally this season with 17,163 fans per home game.

#### 2022-23 NCAA Home Attendance Per Game Leaders Through 3/5/23

Rank	School	Average
1.	North Carolina	19,890
2.	Kentucky	19,873
3.	Arkansas	19,051
4.	Syracuse	19,102
5.	Tennessee	18,781
6.	<b>Creighton</b>	<b>17,163</b>
7.	Kansas	16,300
8.	Indiana	16,101
9.	Illinois	15,091
10.	Wisconsin	15,081

### Some Loyal Fans

Creighton's average home crowd of 17,163 this year ranked fourth-most in program history.

Creighton had never attracted more than 141,000 home fans in any season prior to the opening of CHI Health Center Omaha, and now has done it each of the last 19 non-COVID seasons.

Creighton has led its conference in average home attendance every year (except the 2020-21 COVID season) since moving into CHI Health Center Omaha, which is in its 20th season.

#### Highest Average Attendance, Creighton History

Avg. Att.	School	Year
17,896	Creighton	2013-14
17,413	Creighton	2016-17
17,314	Creighton	2019-20
<b>17,163</b>	<b>Creighton</b>	<b>2022-23</b>
17,155	Creighton	2012-13
17,048	Creighton	2014-15
17,000	Creighton	2017-18

### Watch This

The Naismith Basketball Hall of Fame announced that Creighton senior **Baylor Scheierman** is a Top 10 candidate for the 2023 Julius Erving Award. Named after Class of 1993 Hall of Famer and 16-year professional basketball player **Julius Erving**, the annual honor in its ninth year recognizes the top small forward in Division I men's college basketball.

A senior from Aurora, Neb., Scheierman is averaging 12.7 points per game and leads Creighton with 8.3 rebounds per game and 74 made three-pointers. He ranks 12th nationally with 7.35 defensive rebounds per game and 28th with 12 double-doubles.

In March, five finalists will be presented to Erving and the Hall of Fame's selection committee. The Selection Committee for the Julius Erving Award is composed of top men's college basketball personnel including media members, head coaches, sports information directors and Hall of Famers.

Previous winners of the Julius Erving Award are **Wendell Moore Jr.**, Duke (2022), **Corey Kispert**, Gonzaga (2021), **Saddiq Bey**, Villanova (2020), **Rui Hachimura**, Gonzaga (2019), **Mikal Bridges**, Villanova (2018), **Josh Hart**, Villanova (2017), **Denzel Valentine**, Michigan State (2016) and **Stanley Johnson**, Arizona (2015).

### Home Grown Bluejays

The BIG EAST owns 57 transfers spread out amongst its 11 teams, but Creighton owns just two of them (**Francisco Farabello** and **Baylor Scheierman**). Only Villanova (1) has fewer, while Seton Hall owns a league-high 10 transfers.

#### Transfers On Roster, Current BIG EAST

10	Seton Hall
9	DePaul
8	Georgetown
7	Providence
5	St. John's
4	Connecticut
4	Xavier
4	Butler
3	Marquette
<b>2</b>	<b>Creighton</b>
1	Villanova

## Among The Best

Since the league's 2013 realignment, Villanova has 140 league wins to lead the BIG EAST by a wide margin, but Creighton's 109 league victories are second-most.

### Most Men's Basketball BIG EAST Wins (2013-14 to 2022-23)

Team	W	L	Pct.
Villanova	140	41	.773
<b>Creighton</b>	<b>109</b>	<b>76</b>	<b>.589</b>
Providence	106	76	.582
Xavier	103	75	.579
Seton Hall	97	87	.527
Marquette	96	88	.522
Butler	84	102	.452
St. John's	70	114	.380
Georgetown	60	121	.331
DePaul	39	142	.215
Connecticut	37	19	.661

## Pure Charity

Creighton has made 181-of-225 free throw attempts (80.4 percent) during the past 14 games.

For the season, Creighton is shooting 76.0 percent as a team from the charity stripe. That would be the team's best mark in school history.

In all games this season, Creighton is shooting 79.1 percent (110-for-139) in the final five minutes at the line this season, a number that improves to 33-of-36 (91.7 percent) in the past six contests.

Creighton made all 16 free throw attempts at St. John's on Feb. 18th, which is believed to be the most attempts without a miss in program history. The Bluejays were a perfect 8-for-8 at the line in the final 80 seconds, and shot a cool 79.9 percent at the line in true road games this season.

## Double-Digit BIG EAST Wins

Creighton ranked first in BIG EAST play with a +9.0 scoring margin, so it shouldn't be a shock that it also owned the league lead with 11 double-digit conference wins this winter.

Creighton's seven league victories by 15 points or more also topped the conference, and were the most by any league school since Creighton had seven league wins by 15 or more in both 2020-21 and 2019-20. No BIG EAST team has had more than seven league wins by 15 or more points since Villanova had nine in 2017-18, a year in which it won the national title.

10 Pt. BE Wins	15 Pt. BE Wins	Team
<b>11</b>	<b>7</b>	<b>Creighton</b>
8	5	Connecticut
8	4	Providence
8	4	Marquette
7	2	Xavier
6	5	Seton Hall
5	3	Villanova
3	2	St. John's
1	1	Butler
1	0	DePaul
0	0	Georgetown

## Foul Play

Creighton has committed just six personal fouls in two of its last 11 games, which no doubt contributes to its 13.1 fouls per game that is second-best nationally. That's notable since Creighton is 19-5 when its opponents shoot 19 free throws or less, compared to a 1-6 mark when foes shoot at least 20 times from the charity stripe.

Creighton is one of five teams this year with multiple games of six fouls or fewer (joining Nebraska, Notre Dame, Richmond and South Diego State), and is the first club with back-to-back games of six fouls or less since Hofstra on Nov. 22 & 24, 2021 vs. Richmond and Molloy.

Creighton's defense is keyed by 2022 BIG EAST Defensive Player of the Year **Ryan Kalkbrenner**, who leads the league in blocks per game. In the past two seasons, Kalkbrenner has swatted 151 shots in 62 games played while collecting as many as four personal fouls just six times.

In Creighton's last 11 games, Bluejay opponents have made a total of 27 free throws in the final 10 minutes of the second half (not including over-times).

## Bizarro World

In the preseason, most human "experts" had Creighton as a top-10 team, while the computers had the Jays closer to the 20-30 range.

Now that the season is past the midway point and into February, the tables have turned.

Creighton is currently ranked 24th in the *Associated Press* poll and 22nd in the *USA Today* Coaches poll.

However, the Bluejays are 12th in KenPom, 12th in Bart Torvik, 11th in the Sagarin ratings and 14th in the NET through games of March 5. Since **Ryan Kalkbrenner** returned on Dec. 22nd, Bart Torvik's site ranks Creighton ninth.

## Just Call Him Trey-lor Scheierman

**Baylor Scheierman** has made a three-point basket in all 31 games he's played this season, stretching his streak dating to last year to 41 in a row if you include the end of his time at South Dakota State.

**Ty-Shon Alexander** owns the longest streak in Creighton history of 33, done from Feb. 27, 2018 - March 6, 2019.

It's worth noting that **Kyle Korver's** third-place streak of 28 games with a trey was snapped when he did not attempt a field goal in 24 minutes of play during an 83-56 win over UNI (and head coach **Greg McDermott**) on Feb. 9, 2002. Korver then drained a triple in 27 more games in a row, a stretch from Feb. 13, 2002 to Jan. 20, 2003 before it was snapped against Evansville (and head coach **Steve Merfeld**).

Also listed is the nation's longest active streaks of games with a three-pointer, per the FOX Sports research team.

Consecutive Games With A 3-Pointer, Creighton History		
Streak	Name	Dates of Streak
33	Ty-Shon Alexander	Feb. 27, 2018-March 6, 2019
31	Booker Woodfox	Nov. 25, 2008-March 23, 2009
<b>31</b>	<b>Baylor Scheierman</b>	<b>Nov. 7, 2022 - Present</b>
28	Kyle Korver	Feb. 4, 2001-Feb. 6, 2002
27	Kyle Korver	Feb. 13, 2002-Jan. 20, 2003
25	Rodney Buford	Jan. 25, 1997-Jan. 10, 1998
23	Ethan Wragge	Nov. 8, 2013-Feb. 9, 2014
23	Mitch Ballock	Nov. 12, 2019-Feb. 8, 2020
23	Marcus Zegarowski	Dec. 17, 2020 - March 28, 2021
22	Khyri Thomas	Jan. 28-Dec. 5, 2017
21	Ethan Wragge	Jan. 3-March 24, 2010
20	Johnny Mathies	Dec. 22, 2004-Feb. 28, 2005
20	Marcus Foster	Dec. 31, 2017-March 16, 2018

Consecutive Games With A 3-Pointer Nation's Longest Active Streaks (through 3/7/23)		
Streak	Name, School	Next Game
65	Kamdyn Curfman, Marshall	Postseason TBA
60	Jordan "Jelly" Walker, UAB	3/9
45	Tajion Jones, UNC Asheville	NCAA Tourney
43	Santiago Vescovi, Tennessee	3/9
<b>41</b>	<b>Baylor Scheierman, Creighton</b>	<b>3/8</b>

## Nembhard Nears Triple-Double

**Benoit Benjamin** owns all three triple-doubles in Creighton history, but each were of the point/rebound/block variety and done in the 1980's.

The Bluejays have never had a traditional point/rebound/assist triple-double, though **Ryan Nembhard** flirted with one on Jan. 28th when he had 11 points, 10 rebounds and eight assists vs. Xavier.

Nembhard is the third Bluejay with at least eight points, eight rebounds and eight assists in a game under **Greg McDermott**, joining **Damien Jefferson** (10 points, 10 rebounds, 8 assists at St. John's on 12/17/20) and **Khyri Thomas** (16 points, 8 rebounds, 8 assists vs. DePaul on 2/27/18).

## Giving It 100

Creighton won a 104-76 game vs. St. John's on Jan. 25, bringing up a bevy of numbers related to the century mark.

Creighton improved to 64-3 all-time when scoring 100 or more points, while **Greg McDermott** rose to 22-1 as a Division I head coach when his teams score 100 or more points.

Creighton's 104 points were its second-most ever in regulation in a conference game, trailing only its 115 in a 35-point win vs. Indiana State on Jan. 19, 1985. No BIG EAST team had scored 104 points or more in regulation since 2017.

It was Creighton's first game with 100+ points in regulation since Dec. 20, 2018 vs. Coe and the first time with 100+ points in regulation against a Division I team since Dec. 20, 2017 vs. USC Upstate.

It was Creighton's first game scoring 50 points or more in both halves since Dec. 20, 2018 vs. Coe and first time exceeding 50 points in both halves since posting 58 in each half of a 116-62 rout of USC Upstate on Dec. 20, 2017.

Creighton has not scored 100 points in a true road game since a 106-86 victory at UMKC on Dec. 18, 1989, though it has surpassed the century mark three times on neutral floors since then (most recently 100 on Nov. 20, 2017 vs. No. 22 UCLA).

After never coaching a team to 100 or more points in nine combined seasons at Northern Iowa and Iowa State, Creighton has now scored 100 or more points 23 times under **Greg McDermott**, tied for the 10th-most nationally as seen below:

Most Games With 100+ Points Since 2010-11		
Rk.	100+ Pt. Games	School
1.	47	Gonzaga
2.	36	VMI
3.	35	The Citadel
4.	34	North Carolina
5.	27	Charleston Southern
6.	26	Central Michigan
	26	Fort Wayne
8.	25	Houston Christian
9.	24	Portland State
<b>10.</b>	<b>23</b>	<b>Creighton</b>
	23	Indiana
	23	Winthrop

## Kalkbrenner Recognized For Defense

Creighton center **Ryan Kalkbrenner** is one of 15 men on the Watch List for this year's Naismith Trophy Men's Defensive Player of the Year award, the Atlanta Tipoff Club announced on Jan. 26.

Kalkbrenner leads the BIG EAST with 2.2 blocked shots per game, which also ranks 18th nationally. Kalkbrenner also paced the conference with 2.5 blocked shots per league game.

The Florissant, Mo., native has been named BIG EAST Defensive Player of the Year in both 2021-22 and 2022-23.

Kalkbrenner has also been named to the **Kareem Abdul-Jabbar** Center of the Year Watch List, the USBWA **Oscar Robertson** Midseason Watch List, the Wooden Award Preseason Watch List and Preseason Jersey Mike's Naismith Award Watch List during his junior campaign.

Last year the 10 semifinalists for the award were named on March 1st, with the list being trimmed to four finalists on March 16. Auburn's **Walker Kessler** was announced as the winner on April 3rd at the Final Four. Other past winners include Baylor's **Davion Mitchell** (2020-21), Kansas' **Marcus Garrett** (2019-20), Washington's **Matisse Thybulle** (2018-19) and West Virginia's **Jevon Carter** (2017-18).

## Give Me 10

Currently 13-2 inside CHI Health Center Omaha, Creighton now owns at least 10 home wins for the 26th time in the last 27 seasons.

The only exception in that time came in 2014-15, when the Jays won nine times at home.

Creighton also has surpassed 200,000 total home fans for the season for the 17th time in the last 18 years. The only exception was the 2020-21 season that was impacted by COVID-19, which restricted crowds nationwide.

## The Double-Digit Kid

**Ryan Nembhard** had his first points/rebounds double-double at Butler when he finished with 12 points and a career-high 11 rebounds.

It was the second double-double of his career, as he had 15 points and 10 assists in his Bluejay debut in November of 2021.

It took the sophomore all of 10 days to do it again, as he had 11 points and 10 rebounds (as well as eight assists) on Jan. 28 vs. No. 13 Xavier.

Though Creighton's never had a traditional points/rebounds/assists triple-double, Nembhard is the first Creighton player with (different) games of 10+ points, 10+ rebounds and 10+ assists in his CU career since **Austin Chatman** in his career from 2011-15.

The last Bluejay with (different) games of 10+ points, 10+ rebounds and 10+ assists in the same season was **Grant Gibbs** in 2011-12.

No Creighton player has had double-doubles in points/assists and points/rebounds in the same season since at least 1981-82.

## Kalkbrenner On Watch List For An Oscar

Creighton center **Ryan Kalkbrenner** is one of 50 players nationally to be named to the **Oscar Robertson** Trophy Midseason Watch List, the United States Basketball Writers Association announced.

Kalkbrenner is one of five BIG EAST players on the list, joining **Souley Boum** (Xavier), **Bryce Hopkins** (Providence), **Adama Sonogo** (Connecticut) and **Joel Soriano** (St. John's).

He is just the second different Creighton player in head coach **Greg McDermott's** 13 seasons to make the Midseason Watch list for the Oscar Robertson Trophy, joining **Doug McDermott** in 2011-12, 2012-13 and 2013-14. McDermott became the lone Creighton recipient ever to win the Oscar Robertson Trophy when he was recognized following the 2013-14 campaign.

Kalkbrenner leads Creighton with 15.1 points per game and leads the BIG EAST with 2.2 blocked shots per contest. He ranks second nationally in field goal percentage (.704) and is second on the Bluejays with 6.3 rebounds per game.

## Butler's Two-Point Conversions Failed

Creighton held Butler to just 27.3 percent shooting from two-point range on Jan. 18th, the seventh-best defensive mark in **Greg McDermott's** 13 years on the Bluejay sideline.

Creighton's Best Defensive 2FG%, Since 2010-11				
2FG%	2FG-2FGA	Opponent (*BIG EAST)	Date	
.222	8-36	Maryland-Eastern Shore	12-15-17	
.259	7-27	at Georgetown*	02-09-21	
.263	5-19	Coe	12-20-18	
<b>.273</b>	<b>12-44</b>	<b>at Butler*</b>	<b>01-17-23</b>	
.282	11-39	Wagner	03-19-16	
.289	11-38	Bemidji State	02-13-18	
.292	14-48	Butler*	01-23-16	

## What's Luck Got To Do With It?

In the **KenPom.com** rankings through March 1st, Creighton ranks 348th of 363 teams in the site's "Luck" category.

The **KenPom.com** site defines "Luck" as the deviation in winning percentage between a team's actual record and their expected record using the correlated gaussian method. The luck factor has nothing to do with the rating calculation, but a team that is very lucky (positive numbers) will tend to be rated lower by his system than their record would suggest.

## Jays Surpass 26K at CHI

Creighton has scored 26,418 points all-time at CHI Health Center Omaha, surpassing 26,000 in the facility on Jan. 25 vs. St. John's.

Creighton has outscored the opposition 26,418-22,127 at the 20-year old facility in 337 all-time games in the building that count.

Creighton is 25-1 all-time in games where it moves over any 1,000 point milestone at CHI Health Center Omaha, as seen below:

Date	Pts-Opp (CLCO Game #)	Who/How vs. Opp.
02/18/04	1,000-787 (14)	Lindeman FG vs. Indiana State
02/05/05	2,000-1,696 (28)	Funk FG vs. Missouri St.
01/18/06	3,000-2,504 (41)	Watts FT vs. Bradley
01/09/07	4,000-3,359 (56)	Tolliver FG vs. Drake

12/17/07	5,000-4,174 (69)	Kaleb Korver 3FG vs. Hou. Baptist
11/16/08	6,000-5,048 (82)	Dotzler FG vs. New Mexico
02/11/09	7,000-5,870 (95)	Witter 3FG vs. Bradley
01/16/10	8,000-6,750 (109)	Young FG vs. Wichita State
12/20/10	9,000-7,645 (123)	Wragge FG vs. W. Illinois
03/23/11	10,000-8,500 (136)	Lawson FG vs. UCF
01/21/12	11,000-9,310 (148)	McDermott FG vs. Ind. St.
12/19/12	12,000-10,136 (161)	Echenique FG vs. Tulsa
11/23/13	13,000-10,922 (173)	Artino FG vs. Tulsa
02/23/14	14,000-11,711 (185)	Gibbs FG vs. Seton Hall
01/28/15	15,000-12,612 (198)	Hanson FT vs. St. John's
12/28/15	16,000-13,498 (211)	Huff FG vs. Coppin State
11/15/16	17,000-14,349 (224)	Patton FG vs. #9 Wisconsin
01/28/17	18,000-15,166 (235)	Hanson FG vs. DePaul
12/18/17	19,000-15,927 (246)	Foster 3FG vs. UT Arlington
11/06/18	20,000-16,741 (258)	Ballock 3FG vs. W. Illinois
02/03/19	21,000-17,619 (270)	Zegarowski FG vs. Xavier
12/07/19	22,000-18,463 (282)	Ballock 3FG vs. Nebraska
03/07/20	23,000-19,280 (294)	Mahoney 3FG vs. #8 Seton Hall
02/13/21	24,000-20,103 (306)	Zegarowski FG vs. #5 Villanova
02/14/22	25,000-20,950 (320)	Hawkins 3FG vs. Georgetown
<b>01/25/23</b>	<b>26,000-21,786 (333)</b>	<b>Nembhard 3FG vs. St. John's</b>

## The Schedule...It Is Strong

Creighton ranks 76th nationally in winning percentage, but owns a NET of 14 (through March 5) thanks in part to a challenging schedule that ranks 19th-toughest nationally among average opponent NET rankings.

Creighton has already played 21 games against teams with a top-100 NET ranking:

NET	Opponent	CU Result
6	at UConn	L 60-69
6	UConn	W 56-53
10	at Texas	L 67-72
11	vs. Arizona	L 79-81
13	at Marquette	L 58-69
13	Marquette	L 71-73
18	vs. Arkansas	W 90-87
22	at Xavier	L 87-90
22	Xavier	W 84-67
51	Providence	W 73-67
51	at Providence	L 84-96 (20T)
55	vs. Texas Tech	W 76-65
65	vs. Arizona State	L 71-73
75	Seton Hall	W 83-61
75	at Seton Hall	W 75-62
80	Villanova	W 66-61
80	at Villanova	L 67-79
85	vs. BYU	L 80-83
92	Nebraska	L 53-63
97	St. John's	W 104-76
97	at St. John's	W 77-67
131	Butler	W 78-56
131	at Butler	W 73-52
141	UC Riverside	W 80-51
172	DePaul	W 80-65
172	at DePaul	W 84-70
200	St. Thomas	W 72-60
235	at Georgetown	W 63-53
235	Georgetown	W 99-59
274	North Dakota	W 96-61
335	Holy Cross	W 94-65

## Scheierman Drains 200th Trey

**Baylor Scheierman** enters Thursday's tilt having made 233 three-pointers in his college career, doing so at a 39.8 percent clip.

Scheierman also owns 1,508 points, 892 rebounds, 416 assists and 120 career steals.

Per **Basketball-Reference.com**, Scheierman is the nation's only player in the last 30 years with career totals of at least 200 three-pointers, 400 assists and 750 defensive rebounds.



## Kaluma Pounds The Glass

**Arthur Kaluma** grabbed a career-high 16 rebounds on Jan. 7 at No. 4 UConn, four more than his previous best done twice previously.

Kaluma's 16 rebounds were the most by a Bluejay since joining the BIG EAST 10 years ago, and last matched on Nov. 12, 2012 when **Gregory Echenique** also had 16 boards vs. UAB.

After just one double-double in his first 45 career games, Kaluma posted back-to-back double-doubles vs. Seton Hall and UConn. He finished the Jan. 11 game at Xavier with 11 points and nine rebounds, coming up just one board short of joining **Baylor Scheierman**, **Ryan Hawkins**, **Martin Krampelj** and **Doug McDermott** (twice) as the only Bluejays to record three straight double-doubles since 1994-95.

### Most Rebounds, Game, Since 1994-95

Reb.	Player vs. Opponent	Date
18	Kenny Lawson Jr. vs. St. Joseph's	12-11-2010
17	Doug McDermott at Bradley	02-11-2011
16	Donald Davenport at Missouri St.	01-21-1995
16	Kenny Lawson Jr. vs. Drake	01-01-2011
16	Doug McDermott at Akron	02-19-2011
16	Gregory Echenique vs. UAB	11-12-2012
<b>16</b>	<b>Arthur Kaluma at UConn</b>	<b>01-07-2023</b>
15	Ben Walker at Baylor	12-04-1999
15	Justin Carter vs. Kentucky	03-23-2009
15	Doug McDermott vs. Tulsa	11-23-2012
15	Ronnie Harrell Jr. vs. #23 UCLA	11-20-2017
15	Christian Bishop vs. Ohio	03-22-2021
15	Ryan Kalkbrenner at Georgetown	02-12-2022

## SWAT Team

Creighton owned nine blocked shots in its Jan. 3rd victory over Seton Hall. The nine blocked shots were tied for the most in a game under 13th-year head coach **Greg McDermott** (also done 2/13/18 vs. Bemidji State and 11/27/21 vs. SIU Edwardsville).

The nine rejections also tied Creighton's CHI Health Center Omaha record for team blocked shots in a game (also done 1/9/08 vs. Evansville, 2/13/18 vs. Bemidji State and 11/27/21 vs. SIU Edwardsville).

Combined with its 11 three-pointers made, Creighton fell just one block away from its first game with 10 blocks and 10 three-pointers for the first time since Feb. 17, 2002 vs. Wichita State when it had 10 of each.

## Fool Me Once...But Nine Times?

Until this year, Creighton had met or exceeded its preseason BIG EAST prognostication every year since joining the league, as seen below.

This year marked the seventh straight year that Creighton has finished in fourth place or better.

### Creighton's BIG EAST Preseason Poll History

Year	Preseason	Actual	Preseason All-BIG EAST
2013-14	3rd	2nd	Doug McDermott (1st)
2014-15	9th	T-9th	-
2015-16	9th	6th	-
2016-17	3rd	T-3rd	Maurice Watson Jr. (1st); Marcus Foster (HM)
2017-18	5th	T-3rd	Marcus Foster (1st); Khyri Thomas (HM)
2018-19	9th	T-3rd	Martin Krampelj (HM)
2019-20	<b>7th</b>	T-1st	Ty-Shon Alexander (1st)
2020-21	2nd	2nd	Marcus Zegarowski (1st); Mitch Ballcock (2nd)
2021-22	8th	4th	None
<b>2022-23</b>	<b>1st</b>	<b>3rd</b>	<b>Ryan Kalkbrenner (1st); Arthur Kaluma (2nd)</b> <b>Ryan Nembhard (2nd); Baylor Scheierman (HM)</b>

## Nationally Relevant

Through games of March 5th, Creighton ranked second-best in the country in fewest fouls per game (13.1). The Jays are also fifth in defensive rebounds per game (28.87) and 37th in assist/turnover ratio (1.35).

Individually, **Baylor Scheierman** ranks 28th nationally with 12 double-doubles and 12th with 7.35 defensive rebounds per game.

Teammate **Ryan Kalkbrenner** is second in field goal percentage (70.4%) among players to make five field goals per game and 18th with 2.21 blocks per game.

**Ryan Nembhard** ranks 44th in assist/turnover ratio (2.40), 55th in assists per game (4.9) and 50th in total assists (151).

## On The Rebound

**Baylor Scheierman** gets lots of attention for his shooting and passing skills, but he did lead the Summit League in rebounding last year as well.

Scheierman has grabbed 10 or more rebounds in 14 games this season, and has 12 double-doubles to date. The 12 double-doubles rank 28th nationally, while his 7.35 defensive rebounds per game are 12th-most in the country.

The Aurora, Neb., product's current 8.233 rebounds per game average is the best mark by a Bluejay since **Benoit Benjamin** averaged 14.1 rebounds per game in 1984-85, just ahead of **Doug McDermott's** 8.229 in 2011-12.

Scheierman remains on pace to become the first man in school history to average at least 8.0 rebounds and 2.0 three-pointers per game.

Earlier this year Scheierman became the first Bluejay with four straight double-doubles since **Doug McDermott** from Nov. 25-Dec. 10, 2011.

Since the 1994-95 season, Scheierman, **Ryan Hawkins**, **Martin Krampelj** and McDermott (twice) are the only four Bluejays to record three straight double-doubles.

Scheierman's 12 double-doubles are the most in a season since **Bob Harstad** had 12 in 1989-90.

### Most Double-Doubles, Season, Since 1987-88

D-D	Creighton Player	Year
13	Bob Harstad	1988-89
12	Bob Harstad	1989-90
<b>12</b>	<b>Baylor Scheierman</b>	<b>2022-23</b>
11	Bob Harstad	1990-91
11	Doug McDermott	2011-12
11	Ryan Hawkins	2021-22
10	Doug McDermott	2012-13
10	Chad Gallagher	1990-91

### Most Double-Doubles Since 1987-88, Career

D-D	Creighton Player	Year
42	Bob Harstad	1987-91
37	Doug McDermott	2010-14
24	Chad Gallagher	1987-91
13	Martin Krampelj	2015-19
<b>12</b>	<b>Baylor Scheierman</b>	<b>2022-Pres.</b>
11	Rodney Buford	1995-99
11	Anthony Tolliver	2003-07
11	Kenny Lawson Jr.	2006-11
11	Ryan Hawkins	2021-22

## Fantastic Five

Much has been written about Creighton's starting five this season, and the success CU has had when **Ryan Nembhard**, **Ryan Kalkbrenner**, **Trey Alexander**, **Arthur Kaluma** and **Baylor Scheierman** are on the floor together.

The quintet has played 529:56 (of a possible 1,410 minutes) together this season, outscoring the opposition 1,049-865 in those minutes.

In 11 games against ranked foes, the group has been paired together for 240:43 (of a possible 450 minutes), and outscored opponents 471-429.

### With All 5 Regular Starters On The Floor

Opponent	CU Pts.	Opp Pts.	Diff.	Time
St. Thomas	36	34	+2	20:10
North Dakota	41	31	+10	18:42
Holy Cross	24	11	+13	9:28
UC Riverside	37	14	+23	17:31
#21 Texas Tech	58	49	+9	22:36
#9 Arkansas	33	25	+8	19:36
#14 Arizona	50	51	(-1)	21:17
#2 Texas	44	40	+4	24:49
Nebraska	17	22	(-5)	15:22
Butler	20	19	+1	13:09
DePaul	40	24	+16	14:57
Seton Hall	28	15	+13	14:51
#4 Connecticut	41	40	+1	24:51
#12 Xavier	58	55	+3	23:19
#19 Providence	40	21	+19	19:19
Butler	27	23	+4	14:00
St. John's	35	32	+3	11:28
#13 Xavier	48	39	+9	22:40
Georgetown	36	23	+13	23:34
Villanova	46	45	+1	27:50
Seton Hall	40	25	+15	20:15
#21 Connecticut	17	22	(-5)	14:13
#24 Providence	67	70	(-3)	38:20
St. John's	36	31	+5	18:08
#10 Marquette	15	17	(-2)	9:43
Villanova	43	44	(-1)	20:23
Georgetown	31	5	+26	8:46
DePaul	41	38	+3	20:39
<b>TOTAL</b>	<b>1,049</b>	<b>865</b>	<b>+184</b>	<b>529:56</b>

## Arc's-manship

Creighton shot 36.6 percent from three-point range in BIG EAST play, and it was a telling stat.

In 14 league wins, Creighton shot 136-for-338 from deep (40.2 percent).

In six league losses, Creighton shot 38-for-137 from deep (27.7 percent).

Creighton is 73-4 under **Greg McDermott** when making at least half of its three-point attempts, including a 41-1 mark in the past 10 seasons. The lone loss as a BIG EAST member was a 106-104 overtime setback to No. 21 Marquette on Jan. 9, 2019.

According to **Basketball-Reference.com**, since McDermott was hired in 2010, Creighton's 77 games shooting 50 percent or better from downtown trail only Weber State (80).

## Big Fred's Big Night

Making his second career start, freshman center **Fredrick King** had career-highs with 16 points, 11 rebounds and five blocked shots in the Dec. 12 game vs. Arizona State.

King was just the second Bluejay of any age in **Greg McDermott's** 13 years on the CU sideline to



post a game with at least 16/11/5, joining **Gregory Echenique** (18 points, 14 rebounds, 5 blocks) vs. Houston Christian on Dec. 17, 2011.

Per **Basketball-Reference.com**, King is the seventh different freshmen with 16 points, 11 rebounds, five blocks and no turnovers in the same game since 2010-11, a list that includes **Chet Holmgren, Armando Bacot, Mo Bamba, Anthony Davis** (twice), **Thik Bol** and **Chris Horton**.

**Freshmen With 16 Pts., 11 Reb., 5 Blk, 0 Turnovers (Since 2010-11)**

Name, School	Date	PTS	REB	BLK
Anthony Davis, Kentucky	01/17/12	27	14	7
Anthony Davis, Kentucky	03/25/12	18	11	6
Chris Horton, Austin Peay	12/05/12	21	11	5
Thik Bol, Southern Illinois	02/19/17	19	11	6
Mo Bamba, Texas	12/29/17	22	15	8
Armando Bacot, N. Carolina	11/29/19	23	12	6
Chet Holmgren, Gonzaga	03/17/22	19	17	7
<b>Fredrick King, Creighton</b>	<b>12/12/22</b>	<b>16</b>	<b>11</b>	<b>5</b>

## King Him!

After 38 total points and 25 total rebounds in the first 10 games of his college career, **Fredrick King** put together back-to-back double-doubles after being pressed into a starting role when **Ryan Kalkbrenner** was sidelined by a non-COVID illness in mid-December. King had 16 points and 11 rebounds vs. Arizona State on Dec. 12th, then added 16 points and 10 rebounds at Marquette four days later.

King is CU's freshman with multiple double-doubles in a season since **Justin Patton** had three in 2016-17.

King is CU's first true freshman with multiple double-doubles in a season since **Doug McDermott** had nine in 2010-11. McDermott had also been the last Bluejay freshman with back-to-back double-doubles, having done it on Feb. 1 and Feb. 5, 2011.

For his efforts, King was named BIG EAST Freshman of the Week on Dec. 19.

After shooting 8-for-8 vs. Marquette, King was 3-for-3 from the field against Butler to move him to 11-for-11 in league play with eight dunks. He finished 29-for-46 from the field with 14 dunks in conference contests.

## Simply Perfect

Below is a list of Creighton players to shoot 100 percent from the field on eight or more attempts in a game since the start of the 1991-92 campaign:

**Most FGA, 100% Shooting, Since 1991-92**

FGA	Name, Opponent	Date
11	Anthony Tolliver vs. Illinois State	01/01/07
10	Ryan Kalkbrenner vs. Holy Cross	11/14/22
8	Geoffrey Groselle vs. Coppin State	12/28/15
8	Justin Patton vs. Loyola (Md.)	12/07/16
<b>8</b>	<b>Fredrick King at Marquette</b>	<b>12/16/22</b>

## Paul Silas Passes Away at 79

**Paul Silas**, Creighton's first Academic All-American and one of the top players in Bluejay men's basketball history, passed away at the age of 79 on Dec. 11th.

Silas was recruited to Creighton by **John J. "Red" McManus** out of McClymonds High School in Oakland, Calif., the same high school that pro-

duced Bill Russell. Silas arrived on campus in 1960 when freshmen were ineligible to play for the varsity but quickly made a difference a year later when he led CU to the 1961-62 NCAA Tournament and the team closed with a 21-5 record. His 1963-64 team returned to the Big Dance and finished 22-7.

Silas is the only player in NCAA history with three or more seasons of 557 rebounds and owns the top three single-season rebound totals in Bluejay annals, including 631 as a senior in 1963-64. That figure remains fifth-most in NCAA history and is the most by any player since 1960. He's first in CU history with 1,751 rebounds, ninth in career points (1,661), third in career scoring average (20.51) and also in the top-10 in field goals made (8th) and free throws made (6th).

Silas' 21.6 career rebounds per game are third-most in NCAA history and his 1,751 rebounds are sixth in NCAA history as well as the most ever by a three-year player. Silas, along with **Bill Russell, Julius Erving, Artis Gilmore** and **Kermit Washington** is one of five players to average at least 20 points and 20 rebounds for an NCAA career. Silas owns the top 29 single-game rebound performances in Creighton history, including a 38 rebound effort vs. Centenary on Feb. 19, 1962 that ranks tied for ninth-most in NCAA history.

He was the first Creighton student-athlete to be named a CoSIDA Academic All-American in 1963-64, was a member of Alpha Sigma Nu, the Jesuit Honor Society, and received the College of Business Administration's Alumni Merit Award in 1993.

# Game-by-Game Plus/Minus Chart

The plus/minus figure is a comparison of the Bluejays' points scored (plus) vs. their points allowed (minus) while a specific player is on the floor. For example, if Shereef Mitchell enters the game in the first half with Creighton trailing by three and he departs two minutes later with the Jays ahead by four, he earns a +7 for that stint. These results are tabulated for every player at the conclusion of each game, and also expressed cumulatively. Underlined totals indicate that player led team that night.

Game	Final Score	Green	Shtolzberg	Nembhard	Mitchell	Farabello	Yates	Kalkbrenner	Miller	Osmani	Christofilis	Young	Davis	Alexander	Kaluma	King	Scheierman
ST. THOMAS	W 72-60	INJ	DNP	+15	(-3)	+5	DNP	+12	+4	DNP	DNP	DNP	DNP	+17	(-3)	+2	+11
NORTH DAKOTA	W 96-61	INJ	+2	+21	+15	+19	(-1)	+19	+15	+1	DNP	(-1)	DNP	+22	+20	+17	<u>+26</u>
HOLY CROSS	W 94-65	INJ	+7	+22	+4	+11	+3	<u>+26</u>	+3	+3	DNP	+3	DNP	+11	<u>+26</u>	0	<u>+26</u>
UC RIVERSIDE	W 80-51	DNP	+3	<u>+31</u>	(-2)	0	0	+28	+2	0	DNP	0	DNP	+30	+27	+1	+25
#21 Texas Tech	W 76-65	DNP	(-2)	+17	(-7)	+1	DNP	+12	+4	DNP	DNP	DNP	DNP	+3	+8	(-1)	<u>+20</u>
#9 Arkansas	W 90-87	DNP	DNP	+6	(-3)	(-3)	DNP	+6	(-7)	DNP	DNP	DNP	DNP	+3	<u>+12</u>	(-4)	+5
#14 Arizona	L 79-81	DNP	DNP	<u>+4</u>	0	(-1)	DNP	(-2)	(-3)	DNP	DNP	DNP	DNP	(-5)	+1	0	(-4)
#2 Texas	L 67-72	DNP	DNP	(-1)	(-1)	(-6)	DNP	<u>+2</u>	(-2)	DNP	DNP	DNP	DNP	(-5)	(-3)	(-6)	(-3)
NEBRASKA	L 53-63	DNP	DNP	(-8)	(-2)	(-12)	DNP	(-17)	(-7)	DNP	DNP	DNP	DNP	0	+2	<u>+5</u>	(-11)
BYU	L 80-83	DNP	+4	+1	+3	(-9)	+4	SICK	(-8)	DNP	DNP	DNP	DNP	0	+1	(-16)	<u>+5</u>
Arizona State	L 71-73	DNP	(-1)	(-1)	(-9)	(-9)	DNP	SICK	+2	DNP	DNP	DNP	DNP	+1	(-1)	<u>+10</u>	(-2)
Marquette	L 58-69	DNP	0	(-15)	+1	+5	<u>+11</u>	SICK	(-8)	+5	DNP	DNP	DNP	(-22)	(-4)	(-14)	(-14)
BUTLER	W 78-56	DNP	+2	+12	INJ	+20	+2	+14	+7	+2	DNP	+1	DNP	+8	+15	+6	<u>+21</u>
DEPAUL	W 80-65	DNP	DNP	<u>+21</u>	(-6)	(-5)	DNP	+15	+3	DNP	DNP	DNP	DNP	+14	+14	0	+19
SETON HALL	W 83-61	DNP	(-7)	<u>+26</u>	(-4)	+13	SICK	<u>+31</u>	0	(-8)	DNP	SICK	DNP	+20	+22	(-9)	<u>+26</u>
#4 Connecticut	L 60-69	DNP	DNP	(-8)	(-4)	(-7)	SICK	(-3)	<u>0</u>	DNP	DNP	DNP	DNP	(-4)	(-9)	(-6)	(-4)
#12 Xavier	L 87-90	DNP	DNP	(-6)	+3	(-5)	DNP	+1	+3	DNP	DNP	DNP	DNP	<u>+4</u>	0	(-9)	(-6)
#19 PROVIDENCE	W 73-67	DNP	DNP	(-3)	(-2)	(-11)	DNP	+12	+1	DNP	DNP	DNP	DNP	+9	+6	(-6)	<u>+24</u>
Butler	W 73-52	DNP	(-1)	<u>+23</u>	(-1)	+15	(-1)	+17	+4	(-1)	DNP	+2	DNP	+10	+18	+4	+16
ST. JOHN'S	W 104-76	DNP	+1	+18	+8	+13	+1	+16	+11	+1	DNP	+2	DNP	+19	+15	+12	<u>+23</u>
#13 XAVIER	W 84-67	DNP	(-2)	+19	(-2)	(-1)	INJ	+15	+4	DNP	DNP	DNP	DNP	<u>+21</u>	+13	+2	+16
Georgetown	W 63-53	DNP	DNP	+12	(-3)	(-6)	DNP	+9	(-10)	DNP	DNP	DNP	DNP	+18	<u>+20</u>	+2	+8
VILLANOVA	W 66-61	DNP	DNP	+3	+2	(-6)	DNP	<u>+13</u>	+11	DNP	DNP	DNP	DNP	+5	(-3)	(-8)	+8
Seton Hall	W 75-62	DNP	(-2)	+13	(-1)	SICK	DNP	+16	+1	DNP	DNP	DNP	DNP	<u>+17</u>	+9	(-3)	+15
#21 CONNECTICUT	W 56-53	DNP	DNP	+3	+4	SICK	DNP	0	+1	DNP	DNP	DNP	DNP	+1	+2	+3	+1
#24 Providence	L 86-94 (2OT)	DNP	DNP	(-4)	(-5)	DNP	DNP	(-7)	(-5)	DNP	DNP	DNP	DNP	(-11)	(-3)	(-1)	(-4)
St. John's	W 77-67	DNP	DNP	<u>+10</u>	0	+5	DNP	+3	+2	DNP	DNP	DNP	DNP	+9	+8	+6	+2
#10 MARQUETTE	L 71-73	DNP	DNP	(-6)	+2	<u>+6</u>	DNP	+4	(-2)	DNP	DNP	DNP	DNP	0	(-6)	(-6)	(-2)
Villanova	L 67-79	DNP	<u>+5</u>	(-7)	(-5)	(-4)	DNP	(-14)	(-1)	DNP	DNP	DNP	DNP	(-11)	(-11)	+2	(-1 4)
GEORGETOWN	W 99-59	DNP	(-1)	+30	+4	+6	+7	+26	+12	+7	DNP	+6	DNP	<u>+36</u>	+26	+10	+31
DePaul	W 84-70	DNP	DNP	+16	+1	+4	DNP	+1	(-5)	DNP	DNP	DNP	DNP	+10	<u>+19</u>	+13	+11
<b>TOTAL</b>		--	<b>+8</b>	<b>+264</b>	<b>(-13)</b>	<b>+38</b>	<b>+26</b>	<b>+255</b>	<b>+32</b>	<b>+10</b>	--	<b>+13</b>	--	<b>+230</b>	<b>+241</b>	<b>+6</b>	<b>+275</b>

In an old article, Silas boasted about his education, saying "I'm more proud of my academic success at Creighton than of all my athletic accomplishments. What Creighton University does for an athlete or any student is that they teach you how to think, how to deal with everyday living. What I learned at Creighton has helped me close the gap between professional sports and the business world."

A two-time All-Star and five-time NBA All-Defensive team member, he scored 11,782 points and grabbed 12,357 rebounds while winning three titles (Boston 1974 & 1976, Seattle 1979) during a 16-year NBA career from 1964-80. He later coached 12 seasons in the NBA for the Clippers, Hornets, Bobcats and Cavalier organizations. He was **LeBron James'** first NBA head coach. His son, **Stephen Silas**, is the current head coach of the NBA's Houston Rockets.

Silas was inducted into the Creighton Athletics Hall of Fame in 1974, the Missouri Valley Conference Hall of Fame in 2012 and the College Basketball Hall of Fame in 2017.

### Sophomores Standing Tall

Legendary Marquette coach **Al McGuire** once said that the best thing about freshmen is that they become sophomores. The Bluejay trio of **Arthur Kaluma**, **Trey Alexander** and **Ryan Nembhard** were all part of the BIG EAST All-Freshman Team last season, and all three are off to fantastic starts as sophomores.

This year the trio have combined to average 37.5 points per contest.

Collectively, they shoot 43.4 percent from the field (402-922), 37.1 percent from downtown (138-369) and 78.3 percent at the line (221-283) while also contributing 440 rebounds and 282 assists against just 172 turnovers.

Creighton is 23-5 in the last two seasons when all three men play and they combine for 13 or more rebounds.

### An Area for Improvement

One area that Creighton will look to improve in 2022-23 is its marksmanship from behind the arc, as last year's 30.8 percent shooting from deep was its worst as a team since 1993-94.

The Creighton staff is confident those numbers can improve as its talented freshman class is now sophomores. Thus far, Creighton is second in the BIG EAST with 8.9 three-pointers made per game and third with 35.8 percent marksmanship from deep.

Last year's freshmen combined to shoot 27.2 percent from deep (85-313), but they're not the first Bluejay freshmen to struggle early on from downtown, as seen in the chart below of some other prominent marksmen.

Even that chart is a little misleading, as **Doug McDermott** shot 15-of-53 (.283) from deep in his first 20 games of his freshman year before finishing 32-of-63 (.508) in his last 19 games. Likewise, **Kyle Korver** was shooting 11-for-41 (.268) from downtown after his first 14 contests before blistering the nets to the tune of 52-of-104 (.500).

Name	As a Freshman		Other College Years	
	3FG-3FGA	3FG%	3FG-3FGA	3FG%
Ky. Korver	63-145	.434	308-674	.457
McDermott	47-116	.405	237-482	.492
Ty. Alexander	32-96	.333	178-469	.380
Ballock	44-135	.326	264-638	.414
<b>Tr. Alexander</b>	<b>18-64</b>	<b>.281</b>	<b>57-132</b>	<b>.432</b>
<b>Nembhard</b>	<b>33-106</b>	<b>.311</b>	<b>45-125</b>	<b>.360</b>
<b>Kaluma</b>	<b>27-102</b>	<b>.265</b>	<b>36-112</b>	<b>.321</b>

### Big Fred's World

**Fredrick King** had four points (on two dunks) and three blocked shots in his first career start on Saturday vs. BYU.

King was the first Bluejay true freshman to start a game at center since **Kenton Walker** on Feb. 5, 2008, when the Jays topped UNI, 74-50.

One of the other Creighton starters that night was **Nick Bahe**, who was on the call for FS1 for each of King's first two starts.

King is the first true freshman center to make multiple starts for Creighton since **Joel Templeman** in 1994-95.

### Holiday Hoops Proves Popular

Creighton's Christmas Day victory over DePaul scored 2.99 million viewers on FOX - the network's most-watched college hoops game ever.

Per FOX Sports PR, it was the most-watched college basketball game on any network this season, far ahead of the Kentucky/Michigan State game on ESPN (2.03 million).

In the last three years, the only regular-season game higher was North Carolina/Duke in **Mike Krzyzewski's** final home game last March (3.98 million) on ESPN.

### Wooden Award Watch List

The Creighton duo of **Baylor Scheierman** and **Ryan Kalkbrenner** have been named to the Preseason Top 50 Watch List for the **John R. Wooden Award**® presented by Wendy's®.

The players on the list are considered strong candidates for the 2023 John R. Wooden Award Men's Player of the Year presented by Wendy's. Players not chosen to the preseason list are still eligible for the Wooden Award™ midseason list, late season list, and the National Ballot. The National Ballot consists of 15 top players who have proven to their universities that they meet or exceed the qualifications of the Wooden Award. Nearly 1,000 voters will rank in order 10 of those 15 players when voting opens prior to the NCAA Tournament and will allow voters to take into consideration performance during early round games. The Wooden Award All American Team™ will be announced the week of the "Elite Eight" round of the NCAA Tournament. The winner of the 2023 John R. Wooden Award will be presented in Los Angeles in April.

Scheierman and Kalkbrenner give Creighton nine Preseason John R. Wooden Award Watch List recognitions in 13 seasons under **Greg McDermott**. **Marcus Zegarowski** made the list in 2020-21, one year after **Ty-Shon Alexander** was listed prior to the 2019-20 campaign. Others to make the list include **Marcus Foster** (2017-18), **Maurice Watson Jr.** (2016-17), **Doug McDermott** (2013-14, 2012-

13 and 2011-12). Creighton's lone recipient of the John R. Wooden Award® is **Doug McDermott**, who was recognized following the completion of the 2013-14 campaign.

### Speaking Of Assists

**Ryan Nembhard's** 12 assists vs. Holy Cross were the second double-figure assist game of his Bluejay career, joining the 10 helpers he dished in his collegiate debut last November vs. Arkansas-Pine Bluff.

Nembhard is the seventh different Bluejay with 10 or more assists in a game under **Greg McDermott**, joining **Maurice Watson Jr.** (12 times), **Grant Gibbs** (4), **Marcus Zegarowski** (4), **Austin Chatman** (3), **Antoine Young** (2) and **Malik Albert** (1).

Also worth noting regarding Nembhard's big night? He played just 19 minutes in the win, making him the nation's only player with 12 assists against a Division I opponent this year while playing less than 30 minutes.

### Turnover Free At The Point

**Ryan Nembhard's** 12 assists without a turnover vs. Holy Cross on Nov. 14 made him just the fourth player in Bluejay history to accomplish that feat. He's the first to do it inside CHI Health Center Omaha and the first Bluejay to do it at any site since 2002.

Here's the single-game assist leaders at Creighton, along with their turnover statistics on that night:

Ast.	Name, Opponent	Date	TO
17	Ralph Bobik vs. Bradley	01/22/74	0
	Ralph Bobik at St. Francis (Pa.)	02/23/73	??
16	Ralph Bobik vs. BYU	12/17/73	4
14	Maurice Watson Jr. at Providence	01/07/17	2
	Maurice Watson Jr. at Seton Hall	01/09/16	4
13	Maurice Watson Jr. vs. Washington St.	11/18/16	4
	Maurice Watson Jr. vs. Akron	12/03/16	5
	Jason Bey vs. Southern Illinois	02/27/95	1
	Latrell Wrightsell vs. Nebraska	12/07/91	1
12	<b>Ryan Nembhard vs. Holy Cross</b>	<b>11/14/22</b>	<b>0</b>
	Grant Gibbs vs. Northwestern	12/22/11	4
	Tyler McKinney at Nebraska	12/21/02	0
	Ed St. Fleur at CS-Sacramento	01/13/96	0
	Latrell Wrightsell vs. N. Iowa	02/01/92	4
	Duan Cole at Iowa State	01/16/90	5
	Vernon Moore at Southern Illinois	01/17/85	2
	Randy Eckker at Gonzaga	01/14/77	2
	Randy Eckker at Bradley	01/12/77	4

### Top 10 Under McDermott

Prior to **Greg McDermott's** 2010 arrival, Creighton had spent one week ranked in the top 10 of the *Associated Press* poll in program history (10th on Jan. 20, 2003, when **Dana Altman's** team led by **Kyle Korver** lost at **Steve Merfeld's** Evansville team).

Under McDermott, Creighton has spent 21 weeks in the top 10, including at least one week in five different seasons (1 week in 2012-13; 8 weeks in 2016-17, 3 weeks in 2019-20, 5 weeks in 2020-21 and 4 weeks so far this year).

Creighton's best AP ranking ever is seventh, done five times (Jan. 16, 2017; March 10, 2020; March 18, 2020; Jan. 7, 2021 and Nov. 28, 2022).

## CHI Health Center Omaha Success

Creighton has played 338 regular and postseason contests at CHI Health Center Omaha all-time in the 20-year-old facility.

The Bluejays own a 278-60 (.822) record all-time at the facility, and have never lost there on a Friday (22-0).

Creighton's Nov. 25, 2017 win over SIU Edwardsville was the program's 200th at the facility, coming in its 242nd home game. CU's 100th win came on Nov. 17, 2010, a 63-58 win over Louisiana.

Creighton has outscored its opponents 26,418-22,127 in games at CHI Health Center Omaha, an average margin of 12.70 points per game. Creighton has not trailed 89 different times, including three times this year (Holy Cross, DePaul, Georgetown).

Incredibly, Creighton hasn't trailed in its home opener in 10 of the past 23 seasons (2000-01, 2002-03, 2003-04, 2004-05, 2005-06, 2009-10, 2011-12, 2014-15, 2016-17 and 2019-20).

Creighton is also 32-36 all-time in the 68 games at the arena in which it's fallen behind by double-figures at any point, 8-11 when down by 10+ points at halftime in the facility, and 40-29 when trailing at halftime at CHI Health Center Omaha.

Creighton is 181-42 (.812) at CHI Health Center Omaha under **Greg McDermott** and hasn't trailed in 64 of those games. In that same span, CU owns a 95-9 home record vs. non-conference teams.

Factor in a 17-0 home mark at the Omaha Civic Auditorium in 2002-03 and two wins at the Civic in the 2010 CIT, and the Bluejays are 297-60 (.832) at home since the start of the 2002-03 campaign.

## Home Run

Under **Greg McDermott** Creighton is averaging 80.38 points per home game (17,924 points in 223 home games), a figure that climbs to 83.84 points in non-conference home games (8,719 points in 104 home games).

Creighton is 135-6 all-time at CHI Health Center Omaha when scoring 80 or points.

## Who's Back?

With Creighton returning eight of the 13 men who appeared in a game last season, it's no surprise that a similar ratio of the production from 2021-22 is also gone. Below is a breakdown of what is back:

Stat	Returners	Departures
Blocks	118 (79.2%)	31 (20.8%)
Assists	284 (60.9%)	182 (39.1%)
Starts	104 (59.4%)	71 (40.6%)
Points	1,360 (56.2%)	1,062 (43.8%)
Minutes	3,881 (54.9%)	3,194 (45.1%)
Charges Taken	7 (53.8%)	6 (46.2%)
Rebounds	663 (53.3%)	580 (46.7%)
Steals	98 (51.0%)	94 (49.0%)
3FG Made	83 (35.3%)	152 (64.7%)

## Youth Is Served

In case you've forgotten, Creighton had at least one freshman on the floor for every second of every game last season, and actually had a late stretch of 1:28 vs. Colorado State when all five of its players on the floor were freshmen.

All told, 3171:36 of Creighton's 7,075 total minutes (44.83 percent) were played by freshmen last season.

By comparison, in 2020-21 Creighton had a freshman on the floor just 32.4 percent of the time and had multiple freshmen on the floor just 17 minutes (of 1,250) all season (1.4 percent). Only 7.5 percent (465:52 of 6250) of CU's overall minutes were played by freshmen in 2020-21.

Through 31 games this season, Creighton's freshmen have played 718:39 of 6,250 possible minutes (11.50 percent).

2021-22 Minute Breakdown			
Freshmen	Time	Score	Margin
0 freshmen:	Never	--	--
1 freshman:	34:23	59-49	+10
2 freshmen:	962:14	1,692-1,578	+114
3 freshmen:	347:15	611-407	+4
4 freshmen:	45:54	54-85	(-31)
5 freshmen:	1:28	5-2	+3

## Watch This

Creighton has four men that made a preseason watch list for their respective position.

**Ryan Nembhard** is one of 20 candidates on the watch list for the 2023 **Bob Cousy** Award, given to the nation's best point guard. Nembhard is the fourth different Bluejay in the last 12 years named to the Bob Cousy Award watch list, joining Antoine Young (2011-12), **Maurice Watson Jr.** (2016-17) and **Marcus Zegarowski** (2020-21).

**Baylor Scheierman** is one of 20 candidates on the watch list for the 2023 **Julius Erving** Award, given to the nation's best small forward. Scheierman is Creighton's first player in the nine seasons of the Julius Erving Award to be named to the watch list at any point.

**Arthur Kaluma** is one of 20 candidates on the watch list for the 2023 **Karl Malone** Award, given to the nation's best power forward. Kaluma is Creighton's first player in the nine seasons of the Karl Malone Award to be named to the watch list at any point.

**Ryan Kalkbrenner** is one of 20 candidates on the watch list for the 2023 **Kareem Abdul-Jabbar** Award, given to the nation's best center. Kalkbrenner joins **Justin Patton** (2016-17) as Creighton's second player in the nine seasons of the Kareem Abdul-Jabbar Award to be named to the watch list at any point.

Creighton (4) is one of six schools with four or more MBB players on a watch list, joining Duke (5), Kentucky (5), Arizona (4), Gonzaga (4) and UCLA (4).

CU's four watch list student-athletes match the totals of the rest of the BIG EAST combined (Xavier 2, Villanova 1, UConn 1).

## More Than Just Being Tall

**Ryan Kalkbrenner** owns 147 dunks in his career, including 69 last year. He has more career dunks than any other Bluejay player since **Greg McDermott's** arrival in 2010.

Here's a look at the Creighton student-athletes with 20 or more dunks in a season, and 25 or more dunks in a career, under McDermott:

## Most Creighton Dunks, Season, Since 2010-11

Dunks	Name	Year
74	Martin Krampelj	2018-19
72	Justin Patton	2016-17
69	Ryan Kalkbrenner	2021-22
50	Christian Bishop	2020-21
<b>49</b>	<b>Ryan Kalkbrenner</b>	<b>2022-23</b>
38	Christian Bishop	2019-20
36	Gregory Echenique	2012-13
33	Martin Krampelj	2017-18
30	Gregory Echenique	2011-12
29	Marcus Foster	2017-18
29	Ryan Kalkbrenner	2020-21
24	Gregory Echenique	2010-11
<b>24</b>	<b>Fredrick King</b>	<b>2022-23</b>
23	Marcus Foster	2016-17
22	Kenny Lawson Jr.	2010-11
21	Alex O'Connell	2021-22
21	Arthur Kaluma	2021-22
20	Khyri Thomas	2017-18

## Most Creighton Dunks, Career, Since 2010-11

Dunks	Name	Years
<b>147</b>	<b>Ryan Kalkbrenner</b>	<b>2020-Pres.</b>
121	Martin Krampelj	2015-19
103	Christian Bishop	2018-21
90	Gregory Echenique	2010-13
72	Justin Patton	2016-17
52	Marcus Foster	2016-18
51	Khyri Thomas	2015-18
<b>39</b>	<b>Arthur Kaluma</b>	<b>2021-Pres.</b>
38	Will Artino	2011-15
33	Zach Hanson	2013-17
25	Geoffrey Groselle	2012-16
25	Damien Jefferson	2018-21

## Most Creighton Dunks, Team, Season, Since 2010-11

Dunks	Year	Team W-L
144	2016-17	25-10 (NCAA)
132	2021-22	23-12 (NCAA)
107	2017-18	21-12 (NCAA)
106	2018-19	20-15 (NIT)
<b>96</b>	<b>2022-23 20-11 so far (Postseason TBD)</b>	
90	2020-21	22-9 (NCAA)
60	2019-20	24-7 (Postseason Canceled)
58	2015-16	20-15 (NIT)
56	2010-11	23-16 (CBI)
54	2012-13	28-8 (NCAA)
42	2011-12	29-6 (NCAA)

## Among The Nation's Best

Below is where Creighton ranks nationally since the start of the 2010-11 season among teams to have played 100 or more Division I games, per **Basketball-Reference.com**.

### 2010-11 to March 4, 2023

Category	CU Stat	CU Rank
3FG Made	3,899	3rd
FG Percentage	.476	4th
Assists	7,071	6th
3FG Percentage	.376	7th
FG Made	12,099	8th
Points	33,834	10th
Wins	296	28th
Winning Percentage	.667	33rd

## Big Deficits, No Big Deal

Creighton owns 27 victories since the start of the 2010-11 season after trailing by double-figures at some point, including four such rallies last season. In its NCAA Tournament win vs. San Diego State, Creighton trailed 35-21 late in the first half.

Thirteen of those 27 comebacks have come



away from home.

If you're curious, CU's largest comeback win since 2000 came on Jan. 28, 2006, when the Jays trailed 25-6 early before rallying to beat Wichita State on a buzzer-beater by **Anthony Tolliver**.

CU's Double-Digit Comebacks Under McDermott		
Deficit	Opponent	Date
18	#18 Oklahoma	11/19/14
17	at San Diego State	11/30/11
16	at Evansville	02/16/13
16	at Seton Hall	01/27/21
16	SIU Edwardsville	11/27/21
15	Arkansas-Pine Bluff	11/09/21
14	Evansville	02/21/12
14	vs. San Diego State	03/17/22
13	at Saint Joseph's	11/16/13
13	Xavier	01/12/14
13	#22 Xavier	12/23/20
12	Saint Joseph's	12/11/10
12	at DePaul	01/17/16
12	East Tennessee State	11/11/18
11	at Wichita State	12/31/11
11	Northern Iowa	01/10/12
11	vs. Alabama	03/16/12
11	vs. Ole Miss	11/21/16
11	vs. Connecticut	03/12/21
11	DePaul	01/22/22
10	UAB	11/14/12
10	vs. Drake	03/02/12
10	at Nebraska	12/07/14
10	South Dakota	12/09/14
10	St. John's	01/03/18
10	at DePaul	02/07/18
10	Bemidji State	02/13/18

## McDermott Ranks Second On CU Wins List

**Greg McDermott** has 296 victories at Creighton, good for second place on CU's all-time wins list.

McDermott's .667 winning percentage is Creighton's best since **Arthur A. Schabinger's** .714 win rate more than 85 years ago.

Below is a list of the most victorious Creighton coaches in program history.

Most Coaching Wins, Creighton History			
Rk.	W-L	Name	Years
1.	327-176	Dana Altman	1994-2010
2.	296-148	<b>Greg McDermott</b>	2010-Pres.
3.	165-66	Arthur A. Schabinger	1922-1935
4.	138-118	John J. "Red" McManus	1959-1969
5.	130-64	Tom Apke	1974-1981

## Super Seven

**Greg McDermott** joined some select company when he directed his troops to a seventh NCAA Tournament last season. That put him in the company of some of the greatest coaches in CU Athletics history.

McDermott is one of five head coaches in Creighton history to lead seven different NCAA Tournament teams.

Name	Sport	NCAA's @CU
Kirsten Bernthal Booth	Volleyball	12
Bob Warming	Men's Soccer	11
Dana Altman	Men's Basketball	7
Brent Vigness	Softball	7
<b>Greg McDermott</b>	<b>Men's Basketball</b>	<b>7</b>

## McDermott's Coaching Tree

A bunch of former **Greg McDermott** protégés are thriving at the Division I level.

**Eric Henderson** led South Dakota State to the first 18-0 season in Summit League history last year. The Jackrabbits went 30-5 after winning the Summit League Tournament and clinching an NCAA bid.

North Dakota State's **Dave Richman** went 23-10 overall last year and finished as the runner-up in the Summit League standings and Summit League Tournament to Henderson's SDSU team.

Last year **Ben Jacobson** won the MVC regular-season title while coaching Northern Iowa. The Panthers went 20-12 and reached the NIT.

Drake's **Darian DeVries** led Drake to its second Missouri Valley Conference Tournament title ever in 2022-23 and the automatic bid to the NCAA Tournament.

**Steve Lutz** led his Texas A&M-Corpus Christi team to a 24-12 record and a Southland Conference Tournament title in his first year as a head coach in 2021-22, with the Islanders reaching the NCAA Tournament First Four. He inherited a 5-19 team that hadn't won 20 games or had a winning record since 2016-17. This year's team won the regular-season title, with Lutz being named Southland Coach of the Year.

**TJ Otzelberger** turned around Iowa State in his first year in Ames in 2021-22. He inherited a 2-22 team (0-18 Big 12) and turned it into a team that reached the Sweet 16 and finished 22-13.

**Patrick Sellers** led Central Connecticut State to an 8-24 record in his first season with the Blue Devils, including a victory in the Northeast Conference Tournament, in 2021-22.

**Paul Sather** is the head coach at North Dakota after successful tenures at Black Hills State and Northern State.

## #ProJays

Former Creighton All-American **Doug McDermott** is back for a second season with the San Antonio Spurs, giving Creighton at least one NBA player in 39 of the last 40 seasons. McDermott is in his ninth season in the NBA.

Other famous Bluejays to play in the NBA in the past include **Paul Silas**, **Kyle Korver**, **Benoit Benjamin** and **Anthony Tolliver**.

## Firing On All Cylinders

Creighton finished last season ranked 50th overall by **KenPom.com**. That included the nation's No. 112 offense, and No. 19 defense. Creighton's No. 19 defense was its best mark in the 20 seasons of the KenPom era.

Creighton has had a top-25 offense per KenPom in six of the previous 11 seasons.

Since 2002 every national champion has been a KenPom top 40 offense and a KenPom top 22 defense.

Here's where Creighton ranked after games of March 5th.

Year	Off. Rating	Def. Rating	Overall Rank
2010-11	66	174	98
2011-12	5	166	28
2012-13	5	66	15
2013-14	2	124	17
2014-15	59	138	79
2015-16	43	76	40
2016-17	32	46	28
2017-18	25	58	30
2018-19	47	83	55
2019-20	3	78	12
2020-21	25	32	22
2021-22	112	19	50
<b>2022-23</b>	<b>27</b>	<b>10</b>	<b>12</b>

## CHI Health Center Omaha Dramatics

Creighton is 8-8 in contests with a game-winning go-ahead score in the final 10 seconds at CHI Health Center Omaha, which opened in 2003.

The last time such a game happened was in 2020 when Creighton's **Marcus Zegarowski** hit a shot with 3.2 seconds left to beat Providence.

Creighton's Go-Ahead Scores in Wins at CHI Health Center Omaha, Last 10 Seconds				
Date	Opponent	Score	Player/Score	Time
11/26/05	Dayton	W 91-90*	Funk FG	:5.7
01/28/06	Wichita St.	W 57-55	Tolliver FG	:0.0
11/25/06	George Mason	W 58-56	Watts FT	:7.5
03/18/08	Rhode Island	W 74-73	Witter 3FG	:3.2
01/13/10	Southern Illinois	W 71-69	Young FG	:1.3
02/18/12	Long Beach St.	W 81-79	Young FG	:0.3
01/28/14	St. John's	W 63-60	McDermott 3FG	:2.8
01/18/20	Providence	W 78-74	Zegarowski 3FG	:3.2

\*double-overtime

Opponent Go-Ahead Scores in CU Losses at CHI Health Center Omaha, Last 10 Seconds				
Date	Opponent	Score	Player/Score	Time
03/20/06	Miami (Fla.)	L 53-52	G. Diaz FT	:2.6
01/20/07	Southern Illinois	L 58-57	B. Mullins FG	:4.1
01/10/15	#19 Seton Hall	L 68-67	S. Gibbs 3FG	:2.2
02/16/15	#19 Butler	L 58-56	R. Jones FG	:1.9
03/07/15	Xavier	L 74-73	D. Davis FT's	:6.3
01/12/16	#12 Providence	L 50-48	K. Dunn FG	:0.0
02/22/17	Providence	L 68-66	K. Cartwright 3FG	:2.4
02/10/18	#5 Xavier	L 71-72	Q. Goodin FT's	:0.3

## Top-20 Crowds

Here's a look at Creighton's top-20 home crowds all-time.

Rank	Att.	Opponent	Date
1.	18,868	Providence	03/08/14
2.	18,859	Georgetown	01/25/14
3.	18,831	#1 Villanova	12/31/16
4.	18,797	#6 Villanova	02/16/14
5.	18,759	#1 Gonzaga	12/01/18
6.	18,742	Seton Hall	02/23/14
7.	18,735	Wichita State	02/11/12
8.	18,613	Wichita State	03/02/13
9.	18,525	Marquette	12/31/13
10.	18,519	#8 Seton Hall	03/07/20
11.	18,518	Georgetown	01/27/18
12.	18,509	<b>Villanova</b>	<b>02/04/23</b>
13.	18,495	Marquette	02/17/18
14.	18,494	Illinois State	02/09/13
15.	18,458	Evansville	12/29/12
16.	18,436	Bradley	01/28/12
17.	18,323	DePaul	02/07/14
18.	18,321	#3 Villanova	02/24/18
19.	18,294	#19 Iowa State	12/04/21
20.	18,286	<b>#21 Connecticut</b>	<b>02/12/23</b>



## Preseason BIG EAST Poll

The Creighton men's basketball team was picked to win the BIG EAST Conference in the annual survey of league coaches, which was unveiled as part of BIG EAST Media Day on Oct. 18th at Madison Square Garden.

It's the first time since 2012-13 that Creighton has been chosen as a preseason favorite in its league, though that recognition came in CU's final season in the Missouri Valley Conference.

This is the 10th time Creighton has been tabbed as the preseason favorite (also 1989-90, 1990-91, 1998-99, 2000-01, 2002-03, 2006-07, 2008-09, 2011-12 and 2012-13), though the first nine occurrences all happened in the Missouri Valley Conference. Four of those MVC teams finished first (1990-91, 2000-01, 2008-09, 2012-13), while the other five took second place. Six of those nine Bluejay squads went on to win the MVC Tournament (1990-91, 1998-99, 2002-03, 2006-07, 2011-12, 2012-13) and seven of the nine squads played in the NCAA Tournament (1990-91, 1998-99, 2000-01, 2002-03, 2006-07, 2011-12, 2012-13).

The Bluejays collected eight first-place votes and earned 98 points in the poll. Xavier was picked second in the poll with 86 points, including two first-place votes. Villanova, the defending BIG EAST Tournament champion, was one point behind Xavier with 85 points and received one first-place vote from the men's basketball head coaches, who did not vote for their own teams. Connecticut was picked fourth with 77 points and Providence was fifth with 62 points. St. John's and Seton Hall finished sixth and seventh with 62 and 52 points, respectively. Butler was eighth with 36 points, four points ahead of ninth-place Marquette with 32 points. Georgetown was 10th with 21 points and DePaul 11th with 12 points.

Creighton is the only school in the league that has met or exceeded its preseason BIG EAST prognostication every year since joining the league, as seen below:

### Creighton's BIG EAST Preseason Poll History

Year	Preseason	Actual	Preseason All-BIG EAST
2013-14	3rd	2nd	Doug McDermott (1st)
2014-15	9th	T-9th	-
2015-16	9th	6th	-
2016-17	3rd	T-3rd	Maurice Watson Jr. (1st); Marcus Foster (HM)
2017-18	5th	T-3rd	Marcus Foster (1st); Khyri Thomas (HM)
2018-19	9th	T-3rd	Martin Krampelj (HM)
2019-20	7th	T-1st	Ty-Shon Alexander (1st)
2020-21	2nd	2nd	Marcus Zegarowski (1st); Mitch <b>Ballock</b> (2nd)
2021-22	8th	4th	None
2022-23	1st	3rd	Ryan Kalkbrenner (1st); Arthur Kaluma (2nd) Ryan Nembhard (2nd); Baylor Scheierman (HM)

## Release, Rotation, Splash, Repeat

Creighton has made at least one three-pointer in 979 straight games. The streak is the nation's 13th-longest active streak.

Creighton's last game without a three-pointer came at Illinois State on Feb. 20, 1993, when the Jays were 0-for-5. Creighton's last win without making a three-point basket came on March 3, 1991 when the Jays went 0-for-2 from three-point range in a 71-66 win over Southern Illinois in the championship game of the MVC Tournament.

Below is a list of the nation's longest active three-point streaks.

### Longest Active 3-Point Streaks (through 3/5)

Rk.	Streak	School	Next Game
1.	1,190	UNLV	3/8
2.	1,184	Duke	3/9
3.	1,125	Western Kentucky	3/8
4.	1,115	East Tennessee State	Next Season
5.	1,094	Oakland	Next Season
6.	1,092	Pacific	Next Season
7.	1,088	Texas	3/9
8.	1,035	Marshall	Postseason ?
9.	1,027	Baylor	3/8
10.	1,014	Princeton	3/11
11.	1,013	Gonzaga	3/6
12.	985	Long Island	Next Season
13.	979	<b>Creighton</b>	3/9
14.	972	Mount St. Mary's	3/7
15.	963	Tennessee State	Postseason ?

## Triple Trouble

During Creighton's current streak of 979 straight games with a three-pointer, the Jays have drained 7,730 trifectas, an average of 7.90 treys per game.

That's not surprising since during the streak, Creighton has made exactly seven three-pointers 146 times, more than any figure.

Only five times in the streak has Creighton made just one three-pointer, but on 280 occasions the Bluejays have made 10 or more trifectas, including three games of 20 or more.

Since the start of the 2019-20 season, the Bluejays are 60-15 when making eight or more three-pointers, compared to a 27-23 mark when making seven treys or fewer.

### Team 3FG Made During Creighton's 3-Point Streak

1: 5 times	2: 18 times	3: 35 times
4: 75 times	5: 103 times	6: 101 times
7: 146 times	8: 124 times	9: 92 times
10: 81 times	11: 56 times	12: 55 times
13: 45 times	14: 19 times	15: 7 times
16: 8 times	17: 3 times	19: 2 times
20: 1 time	21: 1 time	22: 1 time

## The Last Time It Happened...

### CREIGHTON INDIVIDUALS

#### SCORING

**Scored 25+ points** - Trey Alexander (25) vs. Georgetown, 3/1/23  
**Scored 30+ points** - Trey Alexander (32) vs. DePaul, 12/25/22  
**Scored 35+ points** - Mitch Ballock (39) vs. DePaul, 3/9/19  
**Scored 40+ points** - Doug McDermott (45) vs. Providence, 3/8/14  
**Scored 45+ points** - Doug McDermott (45) vs. Providence, 3/8/14  
**Scored 50+ points** - Bob Portman (51) vs. Wisconsin-Milwaukee, 12/16/67  
**Two players had 20+ points** - Trey Alexander (21), Ryan Nembhard (20), Ryan Kalkbrenner (20) at DePaul, 3/4/23  
**Three players had 20+ points** - Trey Alexander (21), Ryan Nembhard (20), Ryan Kalkbrenner (20) at DePaul, 3/4/23  
**Two players had 25+ points** - P'Allen Stinnett (30) & Booker Woodfox (29) vs. New Mexico, 11/16/08  
**Two players had 30+ points** - Benoit Benjamin (45) & Vernon Moore (30), Indiana State, 1/19/85  
**Scored 20+ points in three straight games** - Marcus Zegarowski (3), Dec. 7-17, 2019  
**Scored 20+ points in four straight games** - Marcus Foster (7), Jan. 16 - Feb. 10, 2018  
**Scored 20+ points in five straight games** - Marcus Foster (7), Jan. 16 - Feb. 10, 2018  
**Scored 20+ points in six straight games** - Marcus Foster (7), Jan. 16 - Feb. 10, 2018  
**Scored 20+ points in seven straight games** - Marcus Foster (7), Jan. 16 - Feb. 10, 2018  
**Scored 20+ points in eight straight games** - Doug McDermott (14), Jan. 25 - March 21, 2014  
**Scored 20+ points in 10 straight games** - Doug McDermott (14), Jan. 25 - March 21, 2014  
**Scored 25+ points in five straight games** - Doug McDermott (5), March 8 - 21, 2014  
**Scored 30+ points in two straight games** - Doug McDermott (3), March 8 - 14, 2014  
**Scored 30+ points in three straight games** - Doug McDermott (3), March 8 - 14, 2014  
**Scored 40+ points in two straight games** - Benoit Benjamin (2), Jan. 17-19, 1985  
**20+ points, half** - Ryan Kalkbrenner (20) vs. #18 UConn, 3/2/22 (2nd half)  
**30+ points, half** - Doug McDermott (31) at Bradley, 1/7/12 (2nd half)  
**Two players had 20+ points, same half** - P'Allen Stinnett (21) & Booker Woodfox (23) vs. New Mexico, 11/16/08 (2nd half)  
**Scored in double figures in 15+ straight games** - Ryan Kalkbrenner (15), Jan. 11, 2023-Present  
**Scored in double figures in 20+ straight games** - Marcus Foster (33), Jan. 14, 2017 - Jan. 3, 2018  
**Scored in double figures in 25+ straight games** - Marcus Foster (33), Jan. 14, 2017 - Jan. 3, 2018  
**Scored in double figures in 30+ straight games** - Marcus Foster (33), Jan. 14, 2017 - Jan. 3, 2018  
**Scored in double figures in 35+ straight games** - Doug McDermott (37), April 1, 2011 - Nov. 9, 2012  
**All five starters scored in double figures** - Ryan Nembhard (10), Arthur Kaluma (13), Trey Alexander (25), Ryan Kalkbrenner (16), Baylor Scheierman (13) vs. Georgetown, 3/1/23  
**5+ players scored in double figures** - Ryan Nembhard (10), Arthur Kaluma (13), Trey Alexander (25), Ryan Kalkbrenner (16), Baylor Scheierman (13) vs. Georgetown, 3/1/23  
**6+ players scored in double figures** - Denzel Mahoney (24), Alex O'Connell (16), Mitch Ballock (14), Damien Jefferson (11), Shereef Mitchell (10), Christian Bishop (10) vs. St. John's, 1/9/21  
**7+ players scored in double figures** - Cole Huff (20), Khyri Thomas (16), Marcus Foster (15), Maurice Watson Jr. (13), Isaiah Zierden (12), Zach Hanson (11), Justin Patton (10) vs. North Carolina State, 11/20/16  
**Five players with 15+ or more points** - Doug McDermott (18), Jahenns Manigat (17), Gregory Echenique (15), Antoine Young (15), Ethan Wragge (15) at Southern Illinois, 2/14/12

#### DOUBLE-DOUBLES

**Double-double** - Ryan Nembhard (20 pts., 11 reb.) at DePaul, 3/4/23  
**Triple-double** - Benoit Benjamin (29 pts., 12 reb., 12 blk.) at Bradley, 2/2/85  
**Double-double by a freshman** - Fredrick King (16 pts., 10 reb.) at Marquette, 12/16/22  
**20-point, 10-assist game** - Maurice Watson Jr. (21 pts., 10 ast.) vs. Seton Hall, 12/28/16  
**20-point, 10-rebound game** - Ryan Nembhard (20 pts., 11 reb.) at DePaul, 3/4/23  
**30-point, 10-rebound game** - Ryan Hawkins (30 pts., 12 reb.) at Georgetown, 2/12/22  
**20+ points, 20+ rebound game** - Bob Harstad (24 pts., 20 reb.) at Southern Illinois, 1/23/89  
**Back-to-back 20-point, 10-rebound games** - Doug McDermott, March 1 - 4, 2014  
**Double-double in points and assists** - Ryan Nembhard (15 pts., 10 ast) vs. Arkansas-Pine Bluff, 11/9/21  
**Double-double in points and blocks** - Benoit Benjamin (29 pts., 12 blk.) at Bradley, 2/2/85  
**Double-double in points and steals** - Never  
**Double-double in 2+ consecutive games** - Arthur Kaluma (2), Jan. 3-7, 2023  
**Double-double in 3+ consecutive games** - Baylor Scheierman (4), Nov. 23 - Dec. 10, 2022  
**Double-double in 5+ consecutive games** - Benoit Benjamin (28), March 15, 1984 - Feb. 16, 1985  
**Two players record double-doubles** - Fredrick King (16 pts., 10 reb.) & Baylor Scheierman (14 pts., 11 reb.) at Marquette, 12/16/22

#### FIELD GOALS

**Made 15+ FG in a game** - Doug McDermott (17) vs. Providence, 3/8/14  
**Made 18+ FG in a game** - Doug McDermott (18) at Bradley, 1/7/12  
**Attempted 20+ FG in a game** - Ryan Hawkins (21) at Georgetown, 2/12/22  
**Attempted 25+ FG in a game** - Marcus Foster (25) vs. #5 Xavier, 2/10/18

#### THREE-POINTERS

**Made 6+ 3-pointers in a game** - Trey Alexander (7) vs. Georgetown, 3/1/23  
**Made 7+ 3-pointers in a game** - Trey Alexander (7) vs. Georgetown, 3/1/23  
**Made 8+ 3-pointers in a game** - Ryan Hawkins (8) at Georgetown, 2/12/22  
**Made 9+ 3-pointers in a game** - Mitch Ballock (11) vs. DePaul, 3/9/19  
**Made 10+ 3-pointers in a game** - Mitch Ballock (11) vs. DePaul, 3/9/19  
**Attempted 10+ 3-pointers in a game** - Trey Alexander (10) vs. Georgetown, 3/1/23  
**Attempted 15+ 3-pointers in a game** - Ryan Hawkins (18) at Georgetown, 2/12/22  
**Made a 3-pointer in 15+ straight games** - Baylor Scheierman (31), Nov. 7, 2022-Present; (Baylor Scheierman has done it in 41 straight games if you go back to his time at South Dakota State)  
**Made a 3-pointer in 20+ straight games** - Baylor Scheierman (31), Nov. 7, 2022-Present; (Baylor Scheierman has done it in 41 straight games if you go back to his time at South Dakota State)  
**Made a 3-pointer in 25+ straight games** - Baylor Scheierman (31), Nov. 7, 2022-Present; (Baylor Scheierman has done it in 41 straight games if you go back to his time at South Dakota State)  
**Made a 3-pointer in 30+ straight games** - Baylor Scheierman (30), Nov. 7, 2022-Present; (Baylor Scheierman has done it in 40 straight games if you go back to his time at South Dakota State)  
**Made two 3-pointers in 10+ straight games** - Baylor Scheierman (15), Nov. 7, 2022 - Jan. 3, 2023 (Scheierman did it in 22 straight games if you go back to his time at South Dakota State from Feb. 10, 2022 - Jan. 3, 2023)  
**Made 5+ 3-pointers in 3+ straight games** - Kyle Korver (4), Nov. 17-26, 2002  
**Made 5+ 3-pointers in 4+ straight games** - Kyle Korver (4), Nov. 17-26, 2002

#### FREE THROWS

**Made 10+ FT in a game** - Trey Alexander (10) vs. #19 Providence, 1/14/23  
**Made 15+ FT in a game** - Nate Funk (15) vs. Dayton, 11/26/05  
**Attempted 15+ FT in a game** - Austin Chatman (16) vs. South Dakota, 12/9/14  
**Attempted 20+ FT in a game** - Bob Harstad (20) vs. Morgan State, 11/22/89

#### REBOUNDS

**10+ rebounds** - Baylor Scheierman (10) and Ryan Nembhard (11) at DePaul, 3/4/23  
**15+ rebounds** - Arthur Kaluma (16) at #4 Connecticut, 1/7/23  
**20+ rebounds** - Bob Harstad (20) at Southern Illinois, 1/23/89  
**25+ rebounds** - Paul Silas (27) vs. Oklahoma City, 3/9/64  
**30+ rebounds** - Paul Silas (36) vs. Marquette, 1/23/64  
**35+ rebounds** - Paul Silas (36) vs. Marquette, 1/23/64  
**10+ rebounds in three consecutive games** - Baylor Scheierman (4), Nov. 23 - Dec. 10, 2022  
**10+ rebounds in four consecutive games** - Baylor Scheierman (4), Nov. 23 - Dec. 10, 2022  
**Two players had 10+ rebounds** - Ryan Nembhard (11) and Baylor Scheierman (10) at DePaul, 3/4/23

#### ASSISTS

**10+ assists** - Ryan Nembhard (12) vs. Holy Cross, 11/14/22  
**12+ assists** - Ryan Nembhard (12) vs. Holy Cross, 11/14/22  
**15+ assists** - Ralph Bobik (17) vs. Bradley, 1/22/74  
**8+ assists in three consecutive games** - Maurice Watson Jr. (5), Nov. 29 - Dec. 17, 2016  
**10+ assists in two consecutive games** - Maurice Watson Jr. (2), Dec. 9-17, 2016

#### BLOCKS

**5+ blocks** - Ryan Kalkbrenner (5) vs. #13 Xavier, 1/28/23  
**6+ blocks** - Ryan Kalkbrenner (6) vs. Seton Hall, 1/3/23  
**7+ blocks** - Gregory Echenique (7) at Missouri State, 1/22/11  
**8+ blocks** - Doug Swenson (8) at UMKC, 11/18/98  
**9+ blocks** - Benoit Benjamin (12) at Bradley, 2/2/85  
**10+ blocks** - Benoit Benjamin (12) at Bradley, 2/2/85

#### STEALS

**6+ steals** - Damien Jefferson (6) at Providence, 1/2/21  
**7+ steals** - P'Allen Stinnett (7) vs. Southern, 12/15/028  
**8+ steals** - Latrell Wrightsell (8) vs. Drake, 3/2/91

#### MINUTES

**Played the entire game** - Ryan Nembhard (40) vs. #21 Connecticut, 2/11/23  
**Played over 40 minutes** - Trey Alexander (49), Baylor Scheierman (47), Arthur Kaluma (47), Ryan Nembhard (47) and Ryan Kalkbrenner (45) at #24 Providence, 2/14/23

#### FOULS

**Coach/Bench technical foul** - Bench (Greg McDermott) vs. Butler, 2/8/22  
**Player technical foul** - Baylor Scheierman vs. St. John's, 1/25/23

## CREIGHTON TEAM

**Scored 15 or less points in a half** - at #4 Villanova (14), 1/25/15 (1st)  
**Scored 50+ points in a half** - vs. vs. Georgetown (51), 3/1/23 (1st)  
**Scored 55+ points in a half** - vs. St. John's (56), 1/9/21 (1st)  
**Scored 60+ points in a half** - vs. Coe (60), 12/20/18 (1st)  
**Scored 100+ points** - vs. St. John's (104), 1/25/23  
**Scored 100+ points (League)** - vs. St. John's (104), 1/25/23  
**Scored 110+ points** - vs. Coe (110), 12/20/18  
**Scored 110+ points (League)** - vs. Bradley (111), 3/1/08  
**Scored 120+ points** - at Miami (Fla.) (124), 2/10/64  
**Scored less than 50 points** - vs. #8 Villanova (48), 3/12/22  
**Scored 100 points in two consecutive games** - 103 vs. Washington State on 11/18/16 and 112 vs. North Carolina State on 11/20/16  
**Scored 100 points in consecutive league games** - Never  
**Scored 100 points in 3+ consecutive games** - Never  
**Won game by 50 points or more** - vs. Coe (110-60), 12/20/18  
**Made 40 FG** - vs Coe (42), 12/20/18  
**Attempted 75 FGA's** - vs. Truman State (79), 1/14/17  
**Shot 65%+ from the field** - .702 vs. Wichita State (33-47), 3/2/13  
**Game decided by one point** - vs. Marquette (W 83-82), 2/20/22  
**Two consecutive games decided by one point** - at DePaul (W 76-75) on 2/7/18 and vs. #5 Xavier (L 72-71) on 2/10/18  
**Three consecutive games decided by one point** - vs. Boston College (W, 62-61) on 12/28/74, vs. Wake Forest (L, 70-69) on 12/30/74 and at Drake (W, 71-70) on 1/2/75  
**Shot 90% or better from FT line** - 1.000 at St. John's (16-16), 2/18/23  
**Shot 100% from FT line** - 1.000 at St. John's (16-16), 2/18/23  
**Shot 50% or less from FT line** - .471 vs. Holy Cross (8-17), 11/14/22  
**Made 0 FT** - at Michigan (0), 11/12/19  
**Attempted 5 or less FT** - at Marquette (5), 12/16/22  
**Made 30 FT** - vs. Davidson (36), 3/21/11  
**Attempted 40 FT** - vs. North Texas (40), 12/21/15  
**Won an overtime game** - vs. San Diego State (72-69, OT), 3/17/22  
**Lost an overtime game** - at #24 Providence (94-86, 2OT), 2/14/23  
**Played two overtimes** - at #24 Providence (Lost 94-86), 2/14/23  
**Played three overtimes** - vs. #13 DePaul (L, 85-82), 2/1/78  
**Played consecutive games that went to OT** - vs. South Dakota (W 91-88, 2 OT), 12/9/14 & vs. Saint Mary's (L 67-71, OT), 12/13/14  
**Scored 75+ bench points** - vs. Bradley (77), 3/1/08 (2OT)  
**Made GW shot with no time left** - Ryan Nembhard vs. Southern Illinois, 11/22/21  
**Won rebounds by 20+ -** at Butler (47-24), 1/17/23  
**Lost rebounds by 20+ -** vs. BYU (50-29), 12/10/22  
**Did not make a three-pointer** - at Illinois State (0-for-5), 2/20/93  
**Team made 15+ three-pointers** - vs. Georgetown (19), 3/1/23  
**Team made 20+ three-pointers** - vs. Coe (22), 12/20/18  
**Blocked 10+ shots** - vs. Wichita State (10), 2/17/02  
**10+ blocks and 10+ three-pointers in same game** - vs. Wichita State (10 blocks, 10 3FG's), 2/17/02  
**Shot 75%+ in a half** - vs. Arkansas-Pine Bluff (.759; 22-29), 11/9/21 (2nd)  
**25+ assists** - vs. Georgetown (27 assists on 33 FG), 3/1/23  
**15+ steals** - at Georgetown (19), 2/9/21  
**Overcame 10 point halftime deficit to win** - Trained 42-30 at half, won 70-65 vs. SIU Edwardsville, 11/27/21  
**Overcame 15 point deficit to win** - Trained 56-40, won 70-65 vs. SIU Edwardsville, 11/27/21  
**Wasted 15 point lead in loss** - Led 36-19 vs. #21 Xavier and lost 74-64, 1/29/22  
**Beat a top-5 team** - vs. #5 Villanova (W 86-70), 2/13/21  
**Beat a top-10 team** - vs. #9 Arkansas (W 90-87), 11/22/22  
**Beat a top-25 team** - vs. #13 Xavier (W 84-67), 1/28/23  
**Beat a top-25 team on road** - at #17 Connecticut (59-55), 2/1/22  
**Won the Conference Tournament** - 2012-13 (MVC)  
**Was led by an interim head coach** - Alan Huss vs. DePaul, 1/22/22  
**Won an in-season tournament** - Cayman Islands Classic, 2018

## OPPONENT INDIVIDUAL

**Scored 50+ points** - Markus Howard (53), #21 Marquette, 1/9/19 (OT)  
**Scored 40+ points** - James Bouknight (40), Connecticut, 12/20/20 (OT)  
**Scored 35+ points** - David Roddy (36), Colorado State, 11/21/21  
**Scored 30+ points** - Eric Dixon (31), Villanova, 2/25/23  
**Had 20+ points in a half** - David Roddy (21), Colorado State, 11/21/21 (1st)  
**Three players had 20+ points** - Devin Carter (25), Bryce Hopkins (20), Noah Locke (20) at #24 Providence, 2/14/23  
**Grabbed 20+ rebounds** - Mac Koshwal (22), DePaul, 12/23/08  
**Grabbed 15+ rebounds** - Adama Sanogo (16), #18 UConn, 3/2/22  
**Had a triple-double** - Troy Taylor (10 pts., 10 reb., 10 ast.), Evansville, 12/29/12  
**Had 20+ points and 10+ rebounds** - Bryce Hopkins (20 pts., 10 reb.), Providence, 1/14/23  
**Had 30+ points and 10+ rebounds** - Oumar Ballo (30 pts., 13 reb.), #14 Arizona, 11/23/22  
**Had 20+ points and 20+ rebounds** - Not since at least 1980-81  
**Made 6+ 3-pointers** - Eric Dixon (6), Villanova, 2/25/23  
**Made 7+ 3-pointers** - A.J. Reeves (7), #11 Providence, 2/26/22  
**Made 8+ 3-pointers** - Markus Howard (10), #21 Marquette, 1/9/19 (OT)  
**Made 9+ 3-pointers** - Markus Howard (10), #21 Marquette, 1/9/19 (OT)  
**Made 10+ 3-pointers** - Markus Howard (10), #21 Marquette, 1/9/19 (OT)  
**Attempted 10+ three-point field goals** - A.J. Reeves (10), #11 Providence, 2/26/22  
**Attempted 15+ three-point field goals** - Zach Norvell Jr. (17), #1 Gonzaga, 12/1/18  
**Made 12+ free throws** - Markus Howard (13), #21 Marquette, 1/9/19 (OT)  
**Made 15+ free throws** - Khadeen Carrington (18), Seton Hall, 2/15/17  
**Had 15+ free throw attempts** - Markus Howard (15), #21 Marquette, 1/9/19 (OT)  
**Had 20+ free throw attempts** - Khadeen Carrington (22), Seton Hall, 2/15/17  
**Had 20+ points and 10+ assists** - Manny Harris (20 pts., 11 ast.), #15 Michigan, 11/26/09  
**Had 10+ assists** - Rasheem Dunn (10), St. John's, 3/1/20  
**Had 15+ assists** - Anthony Manuel (15), Bradley, 3/9/88  
**Had 6+ steals** - Quincy McKnight (6), Seton Hall, 2/17/19  
**Had 7+ steals** - Bryan Mullins (8), Southern Illinois, 2/11/06  
**Had 8+ steals** - Bryan Mullins (8), Southern Illinois, 2/11/06  
**Had 5+ blocks** - Adama Sanogo (6), #18 UConn, 3/2/22  
**Had 6+ blocks** - Adama Sanogo (6), #18 UConn, 3/2/22  
**Had 7+ blocks** - Brandon Gilbeck (7), Western Illinois, 11/6/18  
**Played an entire game** - Bryce Hopkins (50), #24 Providence, 2/14/23  
**Had 9+ turnovers** - Jeremy Robinson (9), Chicago State, 11/13/11  
**Had 10+ turnovers** - Marque Carrington (10), North Carolina A&T, 11/18/01  
**Made 12+ field goals** - Oumar Ballo (14), #14 Arizona, 11/23/22  
**Made 15+ field goals** - Markus Howard (15), #21 Marquette, 1/9/19 (OT)  
**Attempted 20+ field goals** - Bryce Hopkins (21) #21 Providence, 2/14/23  
**Attempted 25+ field goals** - Markus Howard (26), #21 Marquette, 1/9/19 (OT)  
**Coach/Bench technical foul** - #13 Xavier, 1/28/23  
**Coach/Bench multiple technical fouls** - Coach (Ewing), Georgetown, 2/14/22  
**Coach ejection** - -- Chris Mullin, St. John's, 2/28/16  
**Player technical foul** - Primo Spears, Georgetown, 3/1/23  
**Player ejection** - Nick Billingsley (Flagrant 2 foul), UTSA, 11/17/15

## OPPONENT TEAM

**Scored 10 or less points in a half** - Bradley (10), 3/6/84 (2nd half)  
**Scored 15 or less points in a half** - DePaul (15), 1/22/22 (2nd)  
**Scored 50+ points in a half** - #9 Arkansas (53), 11/22/22 (2nd)  
**Scored 55+ points in a half** - #21 Xavier (55), 1/29/22 (2nd)  
**Scored 60+ points in a half** - -- #1 Gonzaga (62), 12/1/18 (2nd)  
**Scored less than 40 points** - Maryland Eastern Shore (36), 12/15/17  
**Scored less than 50 points** - DePaul (47), 1/22/22  
**Scored less than 50 points (League)** - DePaul (47), 1/22/22  
**Scored 100+ points** - #21 Marquette (106), 1/9/19 (OT)  
**Scored 100+ points (League)** - #21 Marquette (106), 1/9/19 (OT)  
**Won game by 50 points or more** - Illinois (66, 96-30), 1/15/49  
**Won game by 40 points or more** - Iowa State (44, 107-63), 12/1/93  
**Won by 30+ points** - #19 Villanova (75-41), 1/5/22  
**Shot 75%+ in a half** - at #25 Georgetown (.750, 15-20), 1/3/15 (2nd)  
**Shot 65%+ from the field** - #16 Villanova (.680, 34-50), 1/2/16  
**Shot 25% or less from the field** - Maryland Eastern Shore (.233, 13-55), 12/15/17  
**Made 35 FG** - #14 Arizona (36), 11/23/22  
**Attempted 75 FGA's** - #24 Providence (76), 2/14/23  
**Made 30 FT** - at George Mason (31), 12/12/09  
**Attempted 40 FT** - vs. Massachusetts (40), 11/25/15  
**Attempted five or less FT** - #21 Connecticut (4-4), 2/11/23  
**Shot 95%+ from FT line** - 1.000, #21 Connecticut (4-4), 2/11/23  
**Shot 100% from FT line** - 1.000, #21 Connecticut (4-4), 2/11/23  
**Did not make a free-throw** - North Carolina Central (0-for-3) on 11/23/14  
**Did not make a three-pointer** - Illinois State (0-for-8) on 12/12/99  
**Team made 15+ three-pointers** - 20, Colorado State (20-for-34), 11/21/21  
**Team made 20+ three-pointers** - 20, Colorado State (20-for-34), 11/21/21  
**Had 0 Offensive Rebounds**: Coe, 12/20/18  
**30+ turnovers** - Arkansas-Pine Bluff (30), 11/20/08  
**Blocked 10+ shots** - #3 Oklahoma (11), 12/19/15  
**10+ blocks and 10+ three-pointers in same game** - Fresno State (10 blocks, 13 3FG's), 12/16/06  
**25+ assists** - Wichita State (25), 2/6/99  
**15+ steals** - Baylor (18), 12/4/99  
**Made GW shot with no time left** - Kris Dunn, #12 Providence, 1/12/16 (PC wins 50-48)  
**Had 3 or more players foul out** - Memphis, 3/22/19



**\*AP Poll only**

Date	Opponent	Result	03/04/74	#14 South Carolina	L 69-78	12/31/02	at #19 Xavier	L 73-75	01/04/20	at #11 Butler	L 57-71
01/03/51	at #8 Villanova	L 43-61	03/14/74	vs. #14 Kansas	L 54-55	02/24/04	at #16 Southern Illinois	L 60-68	01/07/20	#16 Villanova	L 59-64
01/10/52	at #9 Seton Hall	L 44-60	03/16/74	vs. #16 Louisville	W 80-71	01/31/06	#25 Northern Iowa	W 63-55	02/01/20	at #8 Villanova	W 76-61
02/25/53	at #11 Oklahoma City	L 58-79	12/20/74	at #2 Indiana	L 53-71	12/09/06	#24 Xavier	W 73-67	02/12/20	at #10 Seton Hall	W 87-82
03/06/53	at #15 Seattle	L 85-103	12/26/74	vs. #19 Oregon	L 64-75	02/10/07	at #21 Southern Illinois	L 68-72	02/18/20	at #19 Marquette	W 73-65
03/07/53	at #15 Seattle	L 73-96	03/08/75	#5 Marquette	L 60-64	03/04/07	vs. #11 Southern Illinois	W 67-61	02/23/20	#21 Butler	W 81-59
12/11/53	#14 Wyoming	L 65-71	03/15/75	vs. #4 Maryland	L 79-83	03/16/07	vs. #15 Nevada	L 71-77 (OT)	03/07/20	#8 Seton Hall	W 77-60
02/01/54	#16 Wichita State	L 68-72	12/27/75	vs. #20 Minnesota	L 74-80	12/05/07	at #21 Xavier	L 66-79	12/08/20	at #5 Kansas	L 72-73
02/04/54	at #16 Oklahoma City	L 54-69	01/21/76	at #3 Marquette	L 62-76	01/22/08	#22 Drake	L 60-68 (OT)	12/23/20	#22 Xavier	W 66-61
02/07/55	#9 Marquette	L 77-88	12/28/76	vs. #20 Auburn	W 81-76	01/30/08	at #16 Drake	L 65-75	01/23/21	#23 Connecticut	W 74-66
02/01/56	at #14 Holy Cross	L 60-97	12/29/76	at #14 Louisville	L 66-69 (2OT)	03/08/08	vs. #20 Drake	L 67-75	02/13/21	#5 Villanova	W 86-70
02/03/56	at #13 St. Francis (N.Y.)	L 75-99	03/05/77	#19 Marquette	L 60-72	11/14/09	at #21 Dayton	L 80-90	03/03/21	at #10 Villanova	L 60-72
03/01/57	at #18 Oklahoma City	L 70-97	01/28/78	at #13 Indiana State	W 72-64	11/26/09	vs. #15 Michigan	L 76-83 (OT)	03/28/21	vs. #1 Gonzaga	L 65-83
12/09/58	#17 Marquette	L 49-53	02/01/78	#13 DePaul	L 82-85 (3OT)	12/19/09	at #19 New Mexico	L 61-66	12/04/21	#19 Iowa State	L 58-64
12/26/59	at #7 Saint Louis	L 66-84	02/07/78	at #3 Marquette	L 57-82	12/01/10	#21 BYU	L 65-77	12/11/21	vs. #24 BYU	W 83-71
01/04/60	at #11 Detroit	L 78-94	03/12/78	vs. #4 DePaul	L 78-80	03/18/12	vs. #4 North Carolina	L 73-87	12/17/21	#9 Villanova	W 79-59
12/19/60	#5 North Carolina	L 64-72	01/20/79	#5 Indiana State	L 80-90	03/24/13	vs. #6 Duke	L 50-66	01/05/22	at #19 Villanova	L 41-75
01/30/61	at #7 St. John's (N.Y.)	L 75-84	01/27/79	at #3 Indiana State	L 69-77	01/20/14	at #4 Villanova	W 96-68	01/15/22	at #17 Xavier	L 73-80
03/16/62	vs. #2 Cincinnati	L 46-66	01/30/79	#10 Marquette	L 77-79	02/16/14	#6 Villanova	W 101-80	01/29/22	#21 Xavier	L 64-74
12/18/62	at #6 Colorado	L 55-76	01/28/80	#1 DePaul	L 73-84	03/23/14	vs. #23 Baylor	L 55-85	02/01/22	at #17 Connecticut	W 59-55
02/25/63	at #4 Arizona State	L 70-73	02/09/81	at #3 DePaul	L 57-83	11/19/14	#18 Oklahoma	W 65-63	02/26/22	at #11 Providence	L 51-72
12/13/63	#4 Arizona State	W 84-83	02/21/81	at #14 Wichita State	L 70-83	01/03/15	at #25 Georgetown	L 61-76	03/02/22	#18 Connecticut	W 64-62
12/21/63	vs. #6 UCLA	L 79-95	01/04/82	at #13 Tulsa	L 55-80	01/10/15	#19 Seton Hall	L 67-68	03/11/22	vs. #11 Providence	W 85-58
03/13/64	at #5 Wichita State	L 68-84	01/11/82	#5 DePaul	L 67-76	01/25/15	at #4 Villanova	L 50-71	03/12/22	vs. #8 Villanova	L 48-54
12/02/64	at #8 Kansas State	L 82-96	01/14/82	at #16 Wichita State	L 56-69	01/31/15	#21 Georgetown	L 40-67	03/19/22	vs. #3 Kansas	L 72-79
01/11/65	at #7 St. John's (N.Y.)	L 66-72	02/13/82	#7 Tulsa	L 63-70	02/16/15	#19 Butler	L 56-58	11/21/22	vs. #21 Texas Tech	W 76-65
12/01/65	#10 Kansas State	W 83-75	03/02/82	at #10 Tulsa	L 81-106	03/03/15	#4 Villanova	L 72-76	11/22/22	vs. #9 Arkansas	W 90-87
02/09/65	#9 Bradley	L 79-88	02/10/83	#17 Illinois State	W 53-41	03/12/15	vs. #23 Georgetown	L 55-60	11/23/22	vs. #14 Arizona	L 79-81
12/18/65	at #6 Minnesota	L 77-89	02/24/83	at #12 Wichita State	L 71-81	11/19/15	at #14 Indiana	L 65-86	12/01/22	at #2 Texas	L 67-72
02/19/66	at #8 St. Joseph's (Pa.)	L 90-96	12/31/83	#4 DePaul	L 57-59 (OT)	12/19/15	at #3 Oklahoma	L 74-87	01/07/23	at #4 Connecticut	L 60-69
12/21/66	#6 New Mexico	L 68-79	01/26/84	at #12 Tulsa	L 64-75	01/02/16	#16 Villanova	L 71-85	01/11/23	at #12 Xavier	L 87-90
02/13/67	#5 Houston	L 80-87	02/16/84	#12 Tulsa	L 80-82 (OT)	01/12/16	#12 Providence	L 48-50	01/14/23	#19 Providence	W 73-67
02/25/67	at #7 Houston	L 73-87	03/10/84	at #12 Tulsa	L 68-70 (OT)	01/23/16	#18 Butler	W 72-64	01/28/23	#13 Xavier	W 84-67
02/19/68	at #4 St. Bonaventure	L 84-97	12/27/84	at #9 DePaul	L 58-87	02/03/16	at #3 Villanova	L 58-83	02/11/23	#21 Connecticut	W 56-53
02/29/68	at #8 Marquette	L 57-75	02/16/85	#15 Tulsa	L 63-78	02/09/16	#5 Xavier	W 70-56	02/14/23	at #24 Providence	L 86-94 (2OT)
12/13/68	vs. #11 Kansas	L 65-78	12/30/85	at #18 Notre Dame	L 54-80	03/05/16	at #5 Xavier	L 93-98	02/21/23	#10 Marquette	L 71-73
12/27/68	vs. #12 Illinois	L 77-90	01/25/86	#17 Bradley	L 50-64	11/15/16	#9 Wisconsin	W 79-67			
01/07/69	at #11 LaSalle	L 84-103	02/08/86	at #13 Bradley	L 59-79	12/31/16	#1 Villanova	L 70-80			
01/10/69	at #15 Duquesne	L 59-66	12/17/86	at #19 DePaul	L 64-74	01/11/17	#12 Butler	W 75-64			
03/01/69	#18 Marquette	L 76-79	12/26/86	vs. #6 Oklahoma	L 89-106	01/16/17	at #22 Xavier	W 72-67			
12/27/69	at #7 New Mexico State	L 78-93	12/23/87	at #15 UNLV	L 59-90	01/31/17	at #16 Butler	W 76-67			
01/29/70	#5 New Mexico State	W 72-68	02/13/88	at #15 Bradley	L 68-98	02/25/17	at #2 Villanova	L 63-79			
02/07/70	at #16 Houston	L 77-78 (OT)	02/18/88	#17 Bradley	L 67-83	03/11/17	vs. #2 Villanova	L 60-74			
02/28/70	at #8 Marquette	L 66-76	03/06/88	at #14 Bradley	L 77-101	11/15/17	at #20 Northwestern	W 92-88			
03/04/70	#13 Houston	L 58-62	03/17/89	vs. #6 Missouri	L 69-85	11/20/17	vs. #23 UCLA	W 100-89			
12/29/70	vs. #9 Jacksonville	L 85-94	12/04/89	at #5 Missouri	L 79-86	11/21/17	vs. #22 Baylor	L 59-65			
01/30/71	#17 Duquesne	L 69-72	03/14/91	vs. #15 New Mexico St.	W 64-56	12/01/17	at #15 Gonzaga	L 74-91			
02/19/71	at #11 LaSalle	L 61-64	03/16/91	vs. #13 Seton Hall	L 69-81	12/28/17	at #23 Seton Hall	L 84-90			
03/01/71	#2 Marquette	L 61-66	12/10/92	at #25 Nebraska	L 83-100	01/13/18	at #10 Xavier	L 70-92			
12/11/71	at #15 BYU	L 68-96	01/18/95	#14 Iowa State	L 52-70	01/17/18	#19 Seton Hall	W 80-63			
12/22/71	vs. #10 St. John's (N.Y.)	L 73-94	11/30/96	vs. #24 Minnesota	L 63-64	02/01/18	at #1 Villanova	L 78-98			
01/03/72	at #6 Ohio State	L 76-94	12/20/98	#18 Oklahoma State	W 66-60	02/10/18	#5 Xavier	L 71-72			
02/06/72	#17 Jacksonville	W 71-66	03/13/99	vs. #5 Maryland	L 63-75	02/24/18	#3 Villanova	W 89-83 (OT)			
02/19/72	at #2 Marquette	L 61-70	11/27/99	#23 Iowa	W 85-76	11/21/18	vs. #16 Clemson	W 87-82			
03/01/72	at #8 South Carolina	L 64-81	01/12/00	#19 Tulsa	L 67-75	12/01/18	#1 Gonzaga	L 92-103			
01/20/73	at #5 Long Beach State	L 51-68	03/16/00	vs. #24 Auburn	L 69-72	12/08/18	at #24 Nebraska	L 75-94			
02/05/73	at #15 Jacksonville	L 62-78	03/15/01	vs. #24 Iowa	L 56-69	01/09/19	#21 Marquette	L 104-106 (OT)			
02/17/73	#7 Houston	W 78-77	11/27/01	#17 Western Kentucky	W 94-91 (2OT)	02/06/19	at #14 Villanova	L 59-66 (OT)			
03/05/73	#5 Marquette	L 49-61	03/15/02	vs. #15 Florida	W 83-82 (2OT)	03/03/19	at #10 Marquette	W 66-60			
02/09/74	at #6 Marquette	W 75-69	03/17/02	vs. #13 Illinois	L 60-72	11/29/19	vs. #12 Texas Tech	W 83-76 (OT)			

### Notes About The AP Poll

- The AP poll started on Jan. 20, 1949.
- Third-ranked Villanova (on 2/24/18) is the highest-ranked team Creighton has ever beaten.
- Creighton snapped a 22-game losing streak against Top 10 teams on January 20, 2014, with a 28-point win at #4 Villanova.
- Creighton snapped a 25-game losing streak in true road games vs. ranked teams with a 28-point win at #4 Villanova on Jan. 20, 2014.
- Creighton lost its first 20 games vs. ranked teams.
- Creighton lost its first 34 away games vs. ranked teams.
- Creighton is 16-19 vs. ranked teams while ranked itself.
- Underscores in this chart indicate a different Creighton coach.

## CU Coaches vs. Ranked Teams

Event	Date	Opponent	Result	Event	Date	Opponent	Result
NCAA	3/16/62	vs. #12 Cincinnati	L 46-66	NCAA	3/16/00	vs. #24 Auburn	L 69-72
NCAA	3/13/64	at #5 Wichita State	L 68-84	NCAA	3/15/01	vs. #24 Iowa	L 56-69
NCAA	3/14/74	vs. #14 Kansas	L 54-55	NCAA	3/15/02	vs. #15 Florida	W 83-82 (2OT)
NCAA	3/16/74	vs. #16 Louisville	W 80-71	NCAA	3/17/02	vs. #13 Illinois	L 60-72
NCAA	3/15/75	vs. #4 Maryland	L 79-83	NCAA	3/16/07	vs. #15 Nevada	L 71-77 (OT)
NCAA	3/12/78	vs. #4 DePaul	L 78-80	NCAA	3/18/12	vs. #4 North Carolina	L 73-87
NCAA	3/17/89	vs. #6 Missouri	L 69-85	NCAA	3/24/13	vs. #6 Duke	L 50-66
NCAA	3/14/91	vs. #15 New Mexico St.	W 64-56	NCAA	3/23/14	vs. #23 Baylor	L 55-85
NCAA	3/16/91	vs. #13 Seton Hall	L 69-81	NCAA	3/28/21	vs. #1 Gonzaga	L 65-83
NCAA	3/13/99	vs. #5 Maryland	L 63-75	NCAA	3/19/22	vs. #3 Kansas	L 72-79

Coach	All	Home	Away	Neut.	Coach	vs. Top 10	vs. Top 11-25
Belford	0-2	0-0	0-2	0-0	Belford	0-2	0-0
Salerno	0-7	0-3	0-4	0-0	Salerno	0-1	0-6
Thomsen	0-4	0-1	0-3	0-0	Thomsen	0-0	0-4
McManus	2-24	2-5	0-15	0-4	McManus	2-18	0-6
Sutton	5-18	3-5	1-10	1-3	Sutton	3-10	2-8
Apke	2-17	0-6	1-7	1-4	Apke	0-11	2-6
Reed	1-12	1-5	0-7	0-0	Reed	0-5	1-7
Barone	1-12	0-2	0-7	1-3	Barone	0-3	1-9
Johnson	0-1	0-0	0-1	0-0	Johnson	0-0	0-1
Altman	7-18	5-3	0-7	2-8	Altman	0-1	7-17
McDermott	4-48	18-15	9-28	7-10	McDermott	12-22	22-26
<b>Total</b>	<b>52-163</b>	<b>29-45</b>	<b>11-86</b>	<b>12-32</b>	<b>Total</b>	<b>17-73</b>	<b>35-90</b>



# Creighton's History in the Associated Press Poll (151-62)

Rank	Date	Opponent	Result	Rank	Date	Opponent	Result	Rank	Date	Opponent	Result
(Ranked 17th, but no games played)				15	11/18/12	Presbyterian	W 87-78	25	12/01/17	Week of November 27, 2017 at #15 Gonzaga	L 74-91
15	2/19/74	Week of February 12th, 1974		14	11/20/12	Week of November 19, 2012	W 105-57	25	12/18/17	Week of December 18, 2017	W 90-81
15	2/22/74	at UC Irvine	W 83-52	14	11/23/12	Longwood	W 84-74	25	12/20/17	UT Arlington	W 116-62
15	2/23/74	at Hawaii	W 63-59	14	11/24/12	vs. Arizona State	W 87-73	25	12/28/17	USC Upstate	
16	3/4/74	at Hawaii	L 60-61	11	11/28/12	Week of November 26, 2012		25	12/31/17	Week of December 25, 2017 at #23 Seton Hall	L 84-90
16	3/4/74	Week of February 26th, 1974 #14 South Carolina	L 69-78	11	12/1/12	Boise State	L 70-83	25	01/09/18	Providence	W 83-64
19	3/9/74	Week of March 5th, 1974 vs. Texas	W 77-61	16	12/6/12	Saint Joseph's	W 80-51	25	01/13/18	Week of January 8, 2018 Butler	W 85-74
19	3/14/74	Week of March 12th, 1974 vs. #14 Kansas (NCAA)	L 54-55	16	12/9/12	Week of December 3, 2012 at Nebraska	W 64-42	25		at #10 Xavier	L 70-92
19	3/16/74	vs. #16 Louisville (NCAA)	W 80-71	16	12/15/12	Week of December 10, 2012 at California	W 74-64				
				17	12/19/12	Week of December 17, 2012 Tulsa	W 71-54	25	01/15/20	Week of January 13, 2020 at Georgetown	L 80-83
18	2/9/75	Week of February 4th, 1975 UC Santa Barbara	W 72-61	16	12/29/12	Week of December 24, 2012 Evansville	W 87-70	25	01/18/20	Providence	W 78-74
20	2/11/75	Week of February 11th, 1975 Nebraska-Omaha	W 62-53	16	1/2/13	Week of December 31, 2012 at Illinois State	W 79-72	21	02/05/20	Week of February 3, 2020 at Providence	L 56-73
20	2/15/75	at Oklahoma City	W 68-56	16	1/5/13	Indiana State	W 79-66	21	02/08/20	St. John's	W 94-82
20	2/17/75	St. Thomas (Minn.)	W 90-54	13	1/8/13	Week of January 7, 2013 Drake	W 91-61	23	02/12/20	Week of February 10, 2020 at #10 Seton Hall	W 87-82
14	2/22/75	Week of February 18th, 1975 Air Force	W 76-53	13	1/11/13	at Missouri State	W 74-52	23	02/15/20	DePaul	W 93-64
(Ranked 13th, but no games played)				12	1/15/13	Week of January 14, 2013 Northern Iowa	W 79-68	15	02/18/20	Week of February 17, 2020 at #19 Marquette	W 73-65
13	3/3/75	Week of March 4th, 1975 at Southern Illinois	L 47-53	12	1/19/13	at Wichita State	L 64-67	15	02/23/20	#21 Butler	W 81-59
13	3/8/75	#5 Marquette	L 60-64	17	1/23/13	Week of January 21, 2013 at Drake	L 69-74	10	03/01/20	Week of February 24, 2020 at St. John's	L 71-91
				17	1/27/13	at Southern Illinois	W 81-51	11	03/04/20	Week of March 2, 2020 Georgetown	W 91-76
23	12/14/02	Week of December 9th, 2002 Tennessee Tech	W 101-72	21	1/30/13	Week of January 28, 2013 Missouri State	W 91-77	11	03/07/20	#8 Seton Hall	W 77-60
20	12/16/02	Week of December 16th, 2002 Delaware State	W 68-48	21	2/2/13	Bradley	W 75-58	(Ranked 7th, but no games played)		Week of March 9, 2020	
20	12/21/02	at Nebraska	W 81-73	16	2/6/13	Week of February 4, 2013 at Indiana State	L 57-76	(Ranked 7th, but no games played)		Week of March 16, 2020	
18	12/29/02	Week of December 23rd, 2002 Southeast Missouri State	W 93-70	16	2/9/13	Illinois State	L 72-75				
15	12/31/02	Week of December 30th, 2002 at #19 Xavier	L 73-75	(Ranked 23rd, but no games played)		Week of March 11, 2013					
15	1/5/03	Drake	W 84-63	22	3/22/13	Week of March 18, 2013 vs. Cincinnati (NCAA)	W 67-63	11	11/29/20	Preseason Poll, 2020-21 (November 9, 2020) North Dakota State	W 69-58
16	1/8/03	Week of January 6th, 2003 at Bradley	W 65-58	22	3/24/13	vs. #6 Duke (NCAA)	L 50-66	9	12/01/20	Week of November 30, 2020 Nebraska-Omaha	W 94-67
16	1/11/03	Week of January 13th, 2003 at Illinois State	W 76-57	23	11/23/13	Week of November 18, 2013 Tulsa	W 82-72	8	12/04/20	Kennesaw State	W 93-58
13	1/15/03	Evansville	W 93-56	20	11/28/13	Week of November 25, 2013 vs. Arizona State	W 88-60	8	12/08/20	Week of December 7, 2020 at #5 Kansas	L 72-73
13	1/18/03	Southern Illinois	W 85-76	20	11/29/13	vs. San Diego State	L 80-86	8	12/11/20	Nebraska	W 98-74
10	1/20/03	Week of January 20th, 2003 Illinois State	W 95-82	20	12/1/13	vs. George Washington	L 53-60	9	12/14/20	Week of December 14, 2020 Marquette	L 84-89
10	1/23/03	at Evansville	L 66-74	20	12/1/13	Week of January 13, 2014 Butler	W 88-60	9	12/17/20	at St. John's	W 94-76
10	1/26/03	TCU	W 89-79	20	1/14/14	at Providence	L 68-81	9	12/20/20	at Connecticut	W 76-74 (OT)
16	1/27/03	Week of January 27th, 2003 at Indiana State	W 74-46	20	1/18/14	Week of January 27, 2014 St. John's	W 63-60	12	12/23/20	Week of December 21, 2020 #22 Xavier	W 66-61
16	2/1/03	Drake	W 88-68	20	1/28/14	Week of January 27, 2014 Week of February 3, 2014	W 63-60	11	01/02/21	Week of December 28, 2020 at Providence	W 67-65
13	2/4/03	Week of February 3rd, 2003 Northern Iowa	W 84-75	12	2/7/14	DePaul	W 78-66	7	01/06/21	Week of January 4, 2021 Seton Hall	W 89-53
13	2/8/03	Bradley	W 88-65	12	2/9/14	at St. John's	L 65-70	7	01/09/21	St. John's	W 97-79
12	2/12/03	Week of February 10th, 2003 Missouri State	W 70-67 (OT)	18	2/13/14	Week of February 10, 2014 at Butler	W 68-63	8	01/16/21	Week of January 11, 2021 at Butler	L 66-70 (OT)
12	2/15/03	at Wichita State	L 74-80	18	2/16/14	#6 Villanova	W 101-80	11	01/20/21	Week of January 18, 2021 Providence	L 70-74
17	2/19/03	Week of February 17th, 2003 Indiana State	W 77-54	11	2/19/14	Week of February 17, 2014 at Marquette	W 85-70	11	01/23/21	#23 Connecticut	W 74-66
17	2/22/03	Fresno State	W 67-66	9	03/01/14	Seton Hall	W 72-71	17	01/27/21	Week of January 25, 2021 at Seton Hall	W 85-81
17	2/26/03	Week of February 24th, 2003 at Missouri State	W 63-58	9	03/01/14	Week of February 24, 2014 at Xavier	L 69-75	17	01/30/21	at DePaul	W 69-62
17	3/1/03	at Southern Illinois	L 62-70	13	03/04/14	Week of March 3, 2014 at Georgetown	L 63-75	15	02/03/21	Georgetown	L 79-86
19	3/3/03	Week of March 3, 2003 at Wichita State	W 86-60	13	03/08/14	Week of March 10, 2014 at Providence	W 88-73	15	02/06/21	at Marquette	W 71-68
19	3/8/03	vs. Indiana State	W 57-56	14	03/13/14	Week of March 10, 2014 vs. DePaul	W 84-62	19	02/09/21	Week of February 8, 2021 at Georgetown	W 63-48
19	3/9/03	vs. Wichita State	W 70-69	14	03/14/14	vs. Xavier	W 86-78	19	02/13/21	#5 Villanova	W 86-70
19	3/10/03	Week of March 10, 2003 vs. Southern Illinois	W 80-56	14	03/15/14	vs. Providence	L 58-65	(Ranked 14th, but no games played)		Week of February 15, 2021	
15	3/20/03	Week of March 17, 2003 vs. Central Michigan (NCAA)	L 73-79	16	03/21/14	Week of March 17, 2014 vs. Louisiana (NCAA)	W 76-66	13	02/24/21	Week of February 22, 2021 DePaul	W 77-53
				16	03/23/14	vs. #23 Baylor (NCAA)	L 55-85	13	02/27/21	at Xavier	L 69-77
				23	11/25/14	Week of November 24, 2014 Eastern Illinois	W 75-53	14	03/03/21	Week of March 1, 2021 at #10 Villanova	L 60-72
24	1/14/04	Week of January 12, 2004 at Northern Iowa	L 73-82	23	11/28/14	vs. Ole Miss	L 68-75	14	03/06/21	Butler	W 93-73
24	1/17/04	Evansville	W 72-53	23	11/29/14	vs. Middle Tennessee	W 57-47	17	03/11/21	Week of March 8, 2021 vs. Butler	W 91-60
Preseason Poll, 2006-07 (Nov. 6, 2006)				23	11/29/14	vs. Middle Tennessee	W 57-47	17	03/12/21	vs. Connecticut	W 59-56
(Ranked 19th, but no games played)				23	11/29/14	vs. Middle Tennessee	W 57-47	17	03/13/21	vs. Georgetown	L 48-73
20	11/13/06	Week of November 13, 2006 Mississippi Valley State	W 78-42	22	11/11/16	Preseason Poll, 2016-17 (October 31, 2016) UMKC	W 89-82	19	03/20/21	Week of March 15, 2021 vs. UC Santa Barbara	W 63-62
20	11/18/06	at Nebraska	L 61-73	22	11/15/16	Week of November 14, 2016 #9 Wisconsin	W 77-69	19	03/22/21	vs. Ohio	W 72-58
19	12/10/11	Week of December 5, 2011 at Saint Joseph's	L 71-80	22	11/18/16	vs. Washington State	W 103-77	19	03/28/21	vs. #1 Gonzaga	L 65-83
25	12/17/11	Week of December 12, 2011 Houston Christian	W 97-62	22	11/20/16	vs. North Carolina State	W 112-94				
23	12/19/11	Week of December 19, 2011 at Tulsa	W 83-64	12	11/21/16	Week of November 21, 2016 vs. Ole Miss	W 86-77	9	11/07/22	St. Thomas	W 72-60
23	12/22/11	Northwestern	W 87-79	12	11/26/16	Loyola (Md.)	W 82-52	9	11/10/22	North Dakota	W 96-61
21	12/28/11	Week of December 26, 2011 Missouri State	L 65-77	10	11/29/16	Week of November 28, 2016 Buffalo	W 93-72	10	11/14/22	Week of Nov. 14, 2022 Holy Cross	W 94-65
21	12/31/11	Week of January 9, 2012 at Wichita State	W 68-61	10	12/03/16	Akron	W 82-70	10	11/17/22	UC Riverside	W 80-51
23	1/10/12	Northern Iowa	W 63-60	10	12/07/16	Week of December 5, 2016 at Nebraska	W 77-62	10	11/21/22	Week of Nov. 21, 2022 vs. #21 Texas Tech	W 76-65
23	1/13/12	at Illinois State	W 87-78	10	12/09/16	Longwood	W 113-58	10	11/22/22	vs. #9 Arkansas	W 90-87
23	1/15/12	Southern Illinois	W 90-71	10	12/17/16	Week of December 12, 2016 Oral Roberts	W 66-65	10	11/23/22	vs. #14 Arizona	L 79-81
19	1/18/12	Week of January 16, 2012 at Missouri State	W 66-65	9	12/20/16	Week of December 19, 2016 at Arizona State	W 96-85	7	12/01/22	Week of Nov. 28, 2022 at #2 Texas	L 67-72
19	1/21/12	Indiana State	W 75-49	10	12/28/16	Week of December 26, 2016 Seton Hall	W 89-75	7	12/04/22	Nebraska	L 53-63
15	1/25/12	Week of January 23, 2012 at Drake	W 77-69	10	12/31/16	Week of December 26, 2016 #1 Villanova	L 70-80	21	12/10/22	Week of Dec. 5, 2022 vs. BYU	L 80-83
15	1/28/12	Bradley	W 73-59	10	01/04/17	Week of January 2, 2017 #1 Villanova	W 85-72	23	02/08/23	Week of Feb. 6, 2023 at Seton Hall	W 75-62
13	2/1/12	Week of January 30, 2012 Illinois State	W 102-74	10	01/07/17	at St. John's	W 78-64	23	02/11/23	#21 Connecticut	W 56-53
13	2/4/12	at Northern Iowa	L 62-65	8	01/11/17	Week of January 9, 2017 #12 Butler	W 75-64	18	02/14/23	Week of Feb. 13, 2023 at #24 Providence	L 86-94 (OT)
17	2/7/12	Week of February 6, 2012 at Evansville	L 57-65	8	01/14/17	Truman State	W 101-69	18	02/18/23	Week of Feb. 20, 2023 at St. John's	W 77-67
17	2/11/12	Wichita State	L 68-89	7	01/16/17	Week of January 16, 2017 at #22 Xavier	W 72-67	19	02/21/23	Week of Feb. 20, 2023 #10 Marquette	L 71-73
25	3/2/12	Week of February 27, 2012 vs. Drake	W 68-61								

Miscellaneous Statistics																			
Opponent	Bench Points				Paint Points			Points Off Turnovers			Second Chance Points			Biggest	Biggest	Lead	Times	Time	Time
	W-L	CU	Opp.	Diff.	CU	Opp.	Diff.	CU	Opp.	Diff.	CU	Opp.	Diff.	CU Lead	CU Deficit	Changes	Tied	CU Led	CU Trailed
St. Thomas	W	15	2	+13	34	26	+8	16	5	+11	15	5	+10	15	1	6	8	34:32	0:59
North Dakota	W	29	24	+5	50	22	+28	23	10	+13	24	0	+24	41	4	1	1	34:16	4:02
Holy Cross	W	41	17	+24	46	26	+20	20	6	+14	10	9	+1	34	-	-	-	39:39	-
UC Riverside	W	22	20	+2	42	34	+8	9	7	+2	9	4	+5	31	1	4	1	38:23	1:01
#21 Texas Tech	W	4	4	-	30	38	(-8)	13	13	-	14	5	+9	14	7	3	2	29:16	6:42
#9 Arkansas	W	3	21	(-18)	42	42	--	3	21	(-18)	5	15	(-10)	12	2	10	10	33:45	2:08
#14 Arizona	L	11	11	-	24	48	(-24)	19	4	+15	2	6	(-4)	1	14	4	4	2:16	36:51
#2 Texas	L	0	13	(-13)	36	36	--	5	11	(-6)	5	11	(-6)	2	11	11	6	4:41	32:34
Nebraska	L	16	5	+11	16	46	(-30)	5	10	(-5)	7	7	--	4	12	5	5	4:58	28:31
BYU	L	8	36	(-28)	24	42	(-18)	11	18	(-7)	5	21	(-16)	8	11	13	12	12:52	23:10
Arizona State	L	7	23	(-16)	22	16	+6	10	9	+1	11	10	+1	10	11	3	5	13:36	22:40
Marquette	L	7	21	(-14)	38	42	(-4)	8	18	(-10)	4	5	(-1)	6	18	8	2	4:58	33:32
Butler	W	14	17	(-3)	38	32	+6	11	5	+6	9	5	+4	22	9	1	2	10:36	27:28
DePaul	W	6	17	(-11)	14	22	(-8)	7	8	(-1)	9	10	(-1)	17	-	-	-	39:34	-
Seton Hall	W	17	27	(-10)	30	24	+6	24	6	+18	8	13	(-5)	32	3	4	2	35:50	1:48
#4 Connecticut	L	3	4	(-1)	26	20	+6	0	7	(-7)	14	9	+5	4	12	10	2	6:02	33:26
#12 Xavier	L	3	17	(-14)	38	32	+6	13	12	+1	7	15	(-8)	7	7	5	13	19:50	14:12
#19 Providence	W	4	4	-	46	32	+14	17	10	+7	8	20	(-12)	16	4	2	6	33:53	2:06
Butler	W	18	11	+7	44	20	+24	10	8	+2	14	6	+8	22	3	4	1	36:23	2:29
St. John's	W	29	9	+20	46	42	+4	17	6	+11	14	11	+3	31	4	3	3	32:52	2:42
#13 Xavier	W	9	12	(-3)	48	42	+6	10	14	(-4)	9	4	+5	19	5	3	2	34:16	4:07
Georgetown	W	0	14	(-14)	28	26	+2	4	11	(-7)	16	6	+10	14	1	4	1	35:17	2:29
Villanova	W	0	0	--	22	22	--	13	13	--	7	4	+3	10	3	11	9	28:08	4:44
Seton Hall	W	9	12	(-3)	28	24	+4	11	18	(-7)	4	1	+3	13	6	10	8	27:48	7:02
#21 Connecticut	W	7	12	(-5)	24	18	+6	13	8	+5	7	13	(-6)	9	2	4	3	34:49	0:39
#24 Providence	L	4	7	(-3)	38	36	+2	4	18	(-14)	8	10	(-2)	6	8	20	17	15:34	24:12
St. John's	W	20	21	(-1)	20	34	(-14)	18	11	+7	13	6	+7	12	2	3	3	36:30	0:48
#10 Marquette	L	15	2	+13	30	46	(-16)	14	13	+1	7	8	(-1)	12	10	5	7	24:33	11:13
Villanova	L	10	15	(-5)	28	34	(-6)	4	9	(-5)	14	9	+5	2	17	2	3	0:22	37:05
Georgetown	W	25	22	+3	28	14	+14	14	10	+4	14	9	+5	43	-	-	-	39:23	-
DePaul	W	14	22	(-8)	34	36	(-2)	4	22	(-18)	21	12	+9	18	3	1	1	35:42	2:14
2022-23 TOTAL	20-11	370	442	(-72)	1,014	974	+40	350	341	+9	314	269	+45	43	18	160	139	780:34	370:54
2021-22 TOTAL	23-12	331	672	(-341)	1,150	1,028	+122	398	528	(-130)	333	324	+9	32	35	160	122	770:52	542:56
2020-21 TOTAL	22-9	476	466	+10	1,012	876	+136	432	360	+72	296	301	(-5)	42	31	127	98	758:40	421:55
2019-20 TOTAL	24-7	465	496	(-31)	956	894	+82	443	336	+107	268	382	(-114)						
2018-19 TOTAL	20-15	661	565	+96	1,092	1,108	(-16)	493	500	(-7)	297	329	(-32)						
2017-18 TOTAL	21-12	806	577	+229	1,162	1,022	+140	490	421	+69	283	333	(-50)						
2016-17 TOTAL	25-10	706	620	+86	1,292	1,046	+246	585	446	+139	342	362	(-20)						
2015-16 TOTAL	20-15	925	682	+243	1,182	1,014	+168	486	411	+75	351	343	+8						
2014-15 TOTAL	14-19	898	563	+335	828	746	+82	373	435	(-62)	333	342	(-9)						
2013-14 TOTAL	27-8	744	506	+238	1,066	940	+126	421	371	+50	365	334	+61						
2012-13 TOTAL	28-8	712	578	+134	1,102	928	+174	460	434	+26	325	329	(-4)						
2011-12 TOTAL	29-6	730	635	+95	1,190	984	+206	452	457	(-5)	396	304	+92						
2010-11 TOTAL	23-16	726	680	+46	1,070	1,064	+6	415	509	(-94)	378	369	+9						
2009-10 TOTAL	18-16	871	694	+177	880	898	(-18)	432	455	(-23)	354	316	+38						
2008-09 TOTAL	27-8	923	559	+364	836	902	(-66)	653	410	+243	340	377	(-37)						
2007-08 TOTAL	22-11	1,218	651	+567	854	824	+30	585	429	+156	349	361	(-12)						
2006-07 TOTAL	22-11	356	473	(-117)	808	724	+84	502	385	+117	304	305	(-1)						
2005-06 TOTAL	20-10	445	423	+22	750	680	+70	446	398	+48	307	294	+13						
2004-05 TOTAL	23-11	800	595	+205	792	968	(-176)	542	440	+102	340	374	(-34)						
2003-04 TOTAL	20-9	725	597	+128	766	802	(-36)	448	379	+69	285	265	+20						

By Starting Line-up					
Guard	Guard	Guard	Forward	Center	W-L
Nembhard	Alexander	Scheierman	Kaluma	Kalkbrenner	20-8
Nembhard	Alexander	Scheierman	Kaluma	King	0-3

Creighton's First Points	
Name	Creighton's First Points
Ryan Kalkbrenner	9 (5-4)
Trey Alexander	7 (6-1)
Arthur Kaluma	6 (3-3)
Ryan Nembhard	5 (5-0)
Baylor Scheierman	2 (1-1)
Fredrick King	2 (0-2)

Charges Taken	
Name	Charges Taken
Baylor Scheierman	5
Francisco Farabello	4
Ryan Nembhard	4
Arthur Kaluma	3
Shereef Mitchell	3
Trey Alexander	2
Ryan Kalkbrenner	2
Mason Miller	2

Four-Point Plays	
Name	4-pt. Plays
Baylor Schierman	1
Francisco Farabello	1

Technical Fouls	
Name	Technical Fouls
Shereef Mitchell	1
Baylor Scheierman	1

First Substitutions	
Name	First Sub
Francisco Farabello	16 (10-6)
Fredrick King	12 (9-3)
Mason Miller	9 (5-4)
Shereef Mitchell	5 (4-1)

Opening Tip Jump Ball Summary		
Name	Jumps Won	Jumps Lost
Ryan Kalkbrenner	15 (11-4)	13 (9-4)
Fredrick King	0 (0-0)	3 (0-3)

Greg McDermott's Situational Records As A Division I Head Coach					
Category	Overall	2022-23 Only	Creighton	Iowa State	Northern Iowa
<b>Record</b>	445-279	20-11	296-148	59-68	90-63
<b>Home</b>	284-82	13-2	181-42	48-24	55-16
<b>Away</b>	106-155	5-6	73-80	9-36	24-39
<b>Neutral</b>	55-42	2-3	42-26	2-8	11-8
<b>vs. BIG EAST Teams</b> (at time of game)	119-85	14-6	119-84	0-0	0-1
<b>Home</b>	64-28	9-1	64-28	0-0	0-0
<b>Away</b>	45-48	5-5	45-48	0-0	0-0
<b>Neutral</b>	10-9	0-0	10-8	0-0	0-1
<b>BIG EAST Tournament</b>	9-8	0-0	9-8	0-0	0-0
<b>Non-Conference games</b>	232-99	6-5	150-55	41-22	41-22
<b>Home</b>	152-18	4-1	95-9	34-6	23-3
<b>Away</b>	25-39	0-1	13-20	5-8	7-11
<b>Neutral</b>	55-42	2-3	42-26	2-8	11-8
<b>Versus AP ranked opponents</b>	41-70	5-6	34-48	1-19	6-3
<b>Home</b>	24-24	3-1	18-15	0-9	6-0
<b>Away</b>	10-33	0-4	9-23	1-9	0-1
<b>Neutral</b>	7-13	2-1	7-10	0-1	0-2
<b>Single-Overtime games</b>	18-12	0-0	9-6	3-3	6-3
<b>Double-Overtime games</b>	4-3	0-1	2-1	1-1	1-1
<b>Leading at halftime</b>	363-73	19-3	247-43	43-18	73-12
<b>Tied at halftime</b>	11-14	1-0	7-4	2-5	2-5
<b>Trailing at halftime</b>	71-191	0-8	42-101	14-45	15-46
<b>Final margin 3 points or less</b>	53-56	2-5	31-33	10-8	12-15
<b>Final margin 10 points or less</b>	181-165	6-9	105-91	30-33	46-41
<b>Games in November</b>	99-24	6-1	69-12	19-6	11-6
<b>Games in December</b>	102-49	2-5	62-27	16-11	24-11
<b>Games in January</b>	106-79	5-2	67-40	14-18	25-21
<b>Games in February</b>	88-78	5-3	57-38	8-23	23-17
<b>Games in March</b>	50-48	2-0	41-30	2-10	7-8
<b>Games in April</b>	0-1	0-0	0-1	0-0	0-0
<b>CBI Games</b>	4-2	0-0	4-2	0-0	0-0
<b>NIT Games</b>	4-2	0-0	4-2	0-0	0-0
<b>NCAA Games</b>	6-10	0-0	6-7	0-0	0-3
<b>Team scores 49 points or less</b>	1-18	0-0	0-5	0-8	1-5
<b>Team scores 50-59 points</b>	22-78	1-2	9-38	8-21	5-19
<b>Team scores 60-69 points</b>	85-110	2-3	40-53	17-31	28-26
<b>Team scores 70-79 points</b>	138-51	7-3	90-33	20-6	28-12
<b>Team scores 80-89 points</b>	121-18	5-3	85-15	10-2	26-1
<b>Team scores 90-99 points</b>	56-3	4-0	50-3	4-0	2-0
<b>Team scores 100+ points</b>	22-1	1-0	22-1	0-0	0-0
<b>Team allows 49 points or less</b>	34-1	0-0	14-0	8-0	12-1
<b>Team allows 50-59 points</b>	107-15	6-0	63-6	24-2	20-7
<b>Team allows 60-69 points</b>	174-82	11-3	122-40	18-23	34-19
<b>Team allows 70-79 points</b>	99-98	2-4	71-51	7-25	21-22
<b>Team allows 80-89 points</b>	27-64	1-2	22-34	2-17	3-13
<b>Team allows 90-99 points</b>	3-17	0-2	3-15	0-1	0-1
<b>Team allows 100+ points</b>	0-3	0-0	0-3	0-0	0-0
<b>Team outrebounds opponent</b>	274-74	17-4	199-40	37-17	48-17
<b>Team shoots 50% or better</b>	227-20	13-1	173-13	15-1	39-6
<b>Team shoots less than 50%</b>	218-258	7-9	123-134	44-67	51-57
<b>Team holds opponent to less than 50%</b>	418-187	20-8	276-96	57-52	85-39
<b>Team holds opponent to less than 40%</b>	212-39	9-1	134-21	40-10	37-8
<b>Team holds opponent to less than 30%</b>	16-2	0-0	8-1	5-0	3-1



# Game-by-Game Comparisons

Date	Opponent	1st	2nd	Score	Mar	Tot FG	FG Pct	FG (1st)	FG (2nd)	3-Pointers	3FG Pct
11/07	ST. THOMAS	40/35	32/25	72/60	+12	26-66/24-58	.394/.414	15-36/14-31	11-30/10-27	8-34/9-22	.235/.409
11/10	NORTH DAKOTA	53/22	43/39	96/61	+35	38-74/25-54	.514/.463	21-36/10-29	17-38/15-25	12-27/8-15	.444/.533
11/14	HOLY CROSS	52/27	42/38	94/65	+29	37-64/25-62	.578/.403	21-33/11-32	16-31/14-30	12-32/8-17	.375/.471
11/17	UC RIVERSIDE	41/28	39/23	80/51	+29	32-61/22-62	.525/.355	16-30/11-28	16-31/11-34	8-21/3-19	.381/.158
11/21	#21 Texas Tech	31/31	45/34	76/65	+11	27-49/27-62	.551/.435	11-20/14-33	16-29/13-29	9-20/6-16	.450/.375
11/22	#9 Arkansas	40/34	50/53	90/87	+3	31-53/33-70	.585/.471	17-31/15-34	14-22/18-36	7-14/8-20	.500/.400
11/23	#14 Arizona	30/39	49/42	79/81	(-2)	27-59/36-68	.458/.529	10-26/16-36	17-33/20-32	10-25/5-16	.400/.313
12/01	#2 Texas	27/32	40/40	67/72	(-5)	27-66/31-74	.409/.419	11-28/15-36	16-38/16-38	4-27/4-19	.148/.211
12/04	NEBRASKA	23/25	30/38	53/63	(-10)	20-65/28-59	.308/.475	8-31/11-26	12-34/17-33	10-40/3-12	.250/.250
12/10	BYU	45/49	35/34	80/83	(-3)	23-60/30-67	.383/.448	13-28/18-37	10-32/12-30	10-27/7-24	.370/.292
12/12	Arizona State	29/35	42/38	71/73	(-2)	23-62/27-64	.371/.422	8-31/15-36	15-31/12-28	11-27/11-24	.407/.458
12/16	Marquette	31/40	27/29	58/69	(-11)	25-54/27-60	.463/.450	13-27/16-34	12-27/11-26	4-20/6-21	.200/.286
12/22	BUTLER	40/34	38/22	78/56	+22	28-50/24-57	.560/.421	15-27/15-30	13-23/9-27	8-16/2-12	.500/.167
12/25	DEPAUL	39/28	41/37	80/65	+15	27-50/25-73	.540/.342	13-25/11-34	14-25/14-39	16-29/8-27	.552/.296
01/03	SETON HALL	43/22	40/39	83/61	+22	29-57/22-60	.509/.367	15-32/9-27	14-25/13-33	11-27/5-19	.407/.263
01/07	#4 Connecticut	29/37	31/32	60/69	(-9)	20-61/21-60	.328/.350	12-28/13-31	8-33/8-29	2-16/8-24	.125/.333
01/11	#12 Xavier	46/45	41/45	87/90	(-3)	32-64/34-68	.500/.500	17-31/17-35	15-33/17-33	10-23/8-19	.435/.421
01/14	#19 PROVIDENCE	41/29	32/38	73/67	+6	26-54/25-65	.481/.385	16-31/11-32	10-23/14-33	3-16/4-19	.188/.211
01/17	Butler	36/28	37/24	73/52	+21	30-64/20-58	.469/.345	15-35/11-33	15-29/9-25	7-22/8-14	.318/.571
01/25	ST. JOHN'S	52/39	552/37	104/76	+28	38-67/31-67	.567/.463	20-36/17-41	18-31/14-26	11-30/6-13	.367/.462
01/28	#13 XAVIER	42/28	42/39	84/67	+17	34-60/30-62	.567/.484	17-32/12-31	17-28/18-31	8-21/4-14	.381/.286
02/01	Georgetown	35/21	28/32	63/53	+10	23-60/23-65	.383/.354	14-33/9-34	9-27/14-31	8-29/3-11	.276/.273
02/04	VILLANOVA	35/27	31/34	66/61	+5	20-53/19-49	.377/.388	12-29/9-23	8-24/10-26	7-24/7-25	.292/.280
02/08	Seton Hall	40/39	35/23	75/62	+13	27-44/24-56	.614/.429	14-24/14-28	13-20/10-28	12-20/6/11	.600/.545
02/11	#21 CONNECTICUT	31/29	25/24	56/53	+3	19-48/21-65	.396/.323	12-27/11-31	7-21/10-34	5-16/7-27	.313/.259
02/14	#24 Providence	37/36	36/37	86/94 (2OT)	(-8)	33-69/34-76	.478/.447	15-29/13-31	15-28/15-32	7-24/8-19	.292/.421
02/18	St. John's	42/32	35/35	77/67	+10	24-62/25-56	.387/.446	14-32/13-28	10-30/12-28	13-33/4-10	.394/.400
02/21	#10 MARQUETTE	40/32	31/41	71/73	(-2)	26-54/28-58	.481/.483	16-30/14-31	10-24/14-27	10-28/5-18	.357/.278
02/25	Villanova	24/38	43/41	67/79	(-12)	23-59/27-54	.390/.500	10-28/12-26	13-31/15-28	5-26/9-22	.192/.409
03/01	GEORGETOWN	51/24	48/35	99/59	+40	33-61/21-66	.541/.318	17-32/8-32	16-29/13-34	19-34/5-25	.559/.200
03/04	DePaul	39/24	45/46	84/70	+14	31-61/27-67	.508/.403	15-33/9-34	16-28/18-33	8-21/6-17	.381/.353

Statistics listed as Creighton/Opponent; Home games in **BOLD CAPS**

Date	Opponent	Free Throws	FT %	Off Reb	Def Reb	Reb	Mar	Assists	TOvers	Blocks	Steals	Fouls
11/07	ST. THOMAS	12-14/3-4	.857/.750	12/6	27/29	39/35	+4	11/10	5/14	6/2	5/4	10/15
11/10	NORTH DAKOTA	8-11/3-6	.727/.500	21/2	28/18	49/20	+29	21/14	11/14	2/2	9/7	8/12
11/14	HOLY CROSS	8-17/7-10	.471/.700	9/5	33/22	42/27	+15	28/8	9/12	3/0	6/4	14/18
11/17	UC RIVERSIDE	8-13/4-6	.615/.667	9/8	42/23	42/31	+11	13/10	7/9	4/1	7/1	10/11
11/21	#21 Texas Tech	13-17/5-7	.765/.714	7/11	26/17	33/28	+5	12/15	13/9	3/6	6/1	11/17
11/22	#9 Arkansas	21-29/13-17	.724/.765	5/10	30/21	35/31	+4	17/15	17/9	3/5	5/8	16/21
11/23	#14 Arizona	15-19/4-7	.789/.571	4/8	25/30	29/38	(-9)	15/21	9/13	3/4	8/7	11/18
12/01	#2 Texas	9-14/6-8	.643/.750	8/9	36/33	44/42	+2	12/15	8/3	5/3	3/3	11/12
12/04	NEBRASKA	3-5/4-7	.600/.571	10/5	27/37	37/42	(-5)	15/12	15/13	2/1	9/8	10/9
12/10	BYU	24-32/16-23	.750/.696	4/16	25/34	29/50	(-21)	18/21	13/20	5/6	6/8	21/28
12/12	Arizona State	14-19/8-15	.737/.533	10/12	25/30	35/42	(-7)	16/13	8/10	6/3	4/3	17/21
12/16	Marquette	4-5/9-14	.800/.643	3/5	31/27	34/32	+5	15/13	18/10	6/3	6/10	14/9
12/22	BUTLER	14-20/6-7	.700/.857	8/4	29/15	37/19	+18	19/8	15/10	8/2	6/6	10/17
12/25	DEPAUL	10-16/7-9	.625/.778	4/13	35/23	39/36	+3	17/10	18/10	2/1	3/9	10/17
01/03	SETON HALL	14-17/12-14	.824/.857	9/13	27/21	36/34	+2	22/8	11/14	9/2	5/3	16/16
01/07	#4 Connecticut	18-23/19-23	.783/.826	20/9	29/5	49/34	+15	5/8	13/5	6/8	1/6	17/19
01/11	#12 Xavier	13-16/14-21	.813/.667	6/15	24/26	30/41	(-11)	20/22	11/13	5/4	7/5	18/15
01/14	#19 PROVIDENCE	18-23/13-15	.783/.867	4/15	25/29	29/44	(-15)	13/9	7/12	5/4	6/4	15/19
01/17	Butler	6-7/4-5	.857/.800	13/3	34/21	47/24	+23	12/14	9/7	4/4	4/2	12/11
01/25	ST. JOHN'S	17-21/8-14	.810/.571	8/11	28/22	36/33	+3	22/13	7/12	3/1	7/2	15/15
01/28	#13 XAVIER	8-9/3-4	.889/.750	7/6	26/20	33/26	+7	18/16	12/9	8/1	4/10	6/12
02/01	Georgetown	9-13/4-6	.692/.667	10/5	38/29	48/34	+14	12/9	10/6	4/1	4/7	6/15
02/04	VILLANOVA	19-23/16-20	.826/.800	11/7	24/25	35/32	+3	14/8	10/12	4/4	7/4	15/21
02/08	Seton Hall	9-13/8-14	.692/.571	6/5	29/11	35/16	+19	17/7	19/5	2/6	3/12	15/15
02/11	#21 CONNECTICUT	13-17/4-4	.765/1.000	8/18	26/22	34/40	(-6)	8/10	11/13	1/2	9/5	10/14
02/14	#24 Providence	13-15/18-21	.867/.857	3/7	34/32	37/39	(-2)	12/14	14/7	5/4	1/7	19/16
02/18	St. John's	16-16/13-16	1.000/.813	11/6	26/27	37/33	+4	20/13	15/15	4/5	9/9	12/16
02/21	#10 MARQUETTE	9-12/12-20	.750/.600	6/7	28/25	34/32	+2	16/13	15/8	2/0	4/10	16/18
02/25	Villanova	16-20/16-20	.800/.800	11/5	21/27	32/32	-	13/14	6/3	3/2	1/5	10/17
03/01	GEORGETOWN	14-19/12-15	.737/.800	9/11	35/21	44/32	+12	27/9	10/7	3/2	4/8	16/14
03/04	DePaul	14-17/10-15	.824/.667	12/10	31/19	43/29	+14	11/15	17/9	2/7	8/9	16/17

## 2022-23 Individual Season Bests

	Creighton	Opponent
<b>Points</b>	32 Trey Alexander vs. DePaul, 12/25	31 Eric Dixon, Villanova, 2/25
<b>Field Goals</b>	11 Trey Alexander vs. DePaul, 12/25	14 Oumar Ballo, #14 Arizona, 11/23
<b>Field Goal Attempts</b>	18 Baylor Scheierman at #12 Xavier, 1/11	21 Bryce Hopkins, #24 Providence (2OT), 2/14
<b>Field Goal Pct. (min. 5 att)</b>	1.000 Ryan Kalkbrenner (10-10) vs. Holy Cross, 11/14 1.000 Fredrick King (8-8) at Marquette, 12/16	1.000 Juwan Gary (5-5), Nebraska, 12/4
<b>3-pt Field Goals</b>	7 Trey Alexander vs. DePaul, 12/25 7 Trey Alexander vs. Georgetown, 3/1	6 Eric Dixon, Villanova, 2/25
<b>3-pt Field Goal Attempts</b>	13 Baylor Scheierman at #2 Texas, 12/1	9 Kam Jones, #10 Marquette, 2/21
<b>3-pt Field Goal Pct. (min. 5 att)</b>	.700 Trey Alexander (7-10) vs. Georgetown, 3/1	.833 Bo Montgomery (5-6), Holy Cross, 11/14
<b>Free Throws</b>	10 Ryan Nembhard vs. #9 Arkansas, 11/22 10 Trey Alexander vs. BYU, 12/10 10 Trey Alexander vs. #19 Providence, 1/14	9 Rudi Williams, BYU, 12/10
<b>Free Throw Attempts</b>	12 Ryan Nembhard vs. #9 Arkansas, 11/22 12 Trey Alexander vs. BYU, 12/10	11 Rudi Williams, BYU, 12/10
<b>Free Throw Pct. (min. 5 att)</b>	1.000 Ryan Nembhard (6-6) vs. St. Thomas, 11/7 1.000 Arthur Kaluma (6-6) vs. St. John's, 1/25 1.000 Ryan Nembhard (6-6) at St. John's, 2/18 1.000 Ryan Kalkbrenner (6-6) vs. Georgetown, 3/1	1.000 Jordan Hawkins (6-6), #4 Connecticut, 1/7 1.000 Jared Bynum, #24 Providence (2OT), 2/14 1.000 Posh Alexander (5-5), St. John's, 2/18
<b>Rebounds</b>	16 Arthur Kaluma at #4 Connecticut, 1/7	13 Oumar Ballo, #14 Arizona, 11/23
<b>Assists</b>	12 Ryan Nembhard vs. Holy Cross, 11/14	9 Kerr Kriisa, #14 Arizona, 11/23
<b>Blocked Shots</b>	6 Ryan Kalkbrenner vs. Seton Hall, 1/3	3 Trevon Brazile, #9 Arkansas, 11/22 3 Atiki Ally Atiki, BYU, 12/10 3 Ben Gold, Marquette, 12/16 3 Devin Carter, #19 Providence, 1/14 3 Jalen Thomas, Butler, 1/17 3 Eric Dixon, Villanova, 2/4 3 KC Ndefo, Seton Hall, 2/8 3 Nick Ongenda, DePaul, 3/4
<b>Steals</b>	4 Baylor Scheierman vs. Nebraska, 12/4	5 Kadary Richmond, Seton Hall, 2/8 5 Dylan Addae-Wusu, St. John's, 2/18 5 Stevie Mitchell, #10 Marquette, 2/21/23
<b>Minutes</b>	49 Trey Alexander at #24 Providence (2OT), 2/14	50 Bryce Hopkins, #24 Providence (2OT), 2/14

## Team Highs and Lows

	Creighton	Opponent
<b>Points</b>	104 St. John's, 1/25	94 #24 Providence (2OT), 2/14
<b>Low</b>	53 Nebraska, 12/4	51 UC Riverside, 11/17
<b>Points, Half</b>	53 North Dakota, 11/10 (1st)	53 #9 Arkansas, 11/22 (2nd)
<b>Low</b>	23 Nebraska, 12/4 (1st)	21 Georgetown, 2/1 (1st)
<b>Field Goals</b>	38 North Dakota, 11/10	36 #14 Arizona, 11/23
<b>Low</b>	38 St. John's, 1/25 19 #21 UConn, 2/11	20 Butler, 1/17
<b>Field Goal Attempts</b>	74 North Dakota, 11/10	76 #24 Providence (2OT), 2/14
<b>Low</b>	44 at Seton Hall, 2/8	49 Villanova, 2/4
<b>Field Goal Percentage</b>	.614 at Seton Hall, 2/8 (27-44)	.529 #14 Arizona, 11/23 (36-68)
<b>Low</b>	.308 Nebraska, 12/4 (20-65)	.318 Georgetown (21-66), 3/1
<b>Field Goal Percentage, Half</b>	.650 at Seton Hall, 2/8 (13-20) (2nd)	.600 North Dakota, 11/10 (15-25) (2nd)
<b>Low</b>	.242 at #4 Connecticut, 1/7 (8-33) (2nd)	.250 Georgetown, 3/1 (8-32) (1st)
<b>3-pt Field Goals</b>	19 vs. Georgetown, 3/1	11 Arizona State, 12/12
<b>Low</b>	2 at #4 Connecticut, 1/7	2 Butler, 12/22
<b>3-pt Field Goal Attempts</b>	40 Nebraska, 12/4	27 #21 UConn, 2/11
<b>Low</b>	14 #9 Arkansas, 11/22	10 St. John's, 2/18
<b>3-pt Field Goal Percentage</b>	.600 at Seton Hall, 2/8 (12-20)	.571 Butler, 1/17 (8-14)
<b>Low</b>	.125 at #4 Connecticut, 1/7 (2-16)	.158 UC Riverside, 11/17 (3-19)
<b>Free Throws Made</b>	24 vs. BYU, 12/10	19 #4 Connecticut, 1/7
<b>Low</b>	3 Nebraska, 12/4	3 St. Thomas, 11/7 3 North Dakota, 11/10 3 #13 Xavier, 1/28
<b>Free Throw Attempts</b>	32 vs. BYU, 12/10	23 BYU, 12/10
<b>Low</b>	5 Nebraska, 12/4 5 at Marquette, 12/16	23 #4 Connecticut, 1/7 4 St. Thomas, 11/7 4 #13 Xavier, 1/28 4 #21 UConn, 2/11
<b>Free Throw Percentage</b>	1.000 at St. John's, 2/18 (16-16)	1.000 #21 UConn, 2/11 (4-4)
<b>Low</b>	.471 Holy Cross, 11/14 (8-17)	.500 North Dakota, 11/10 (3-6)
<b>Rebounds</b>	49 North Dakota, 11/10	50 BYU, 12/10
<b>Low</b>	49 at #4 Connecticut, 1/7 29 #14 Arizona, 11/23 29 vs. BYU, 12/10 29 vs. #19 Providence, 1/14	16 Seton Hall, 2/8
<b>Assists</b>	28 Holy Cross, 11/14	22 #12 Xavier, 1/11
<b>Low</b>	5 at #4 Connecticut, 1/7	7 Seton Hall, 2/8
<b>Blocked Shots</b>	9 Seton Hall, 1/3	8 #4 Connecticut, 1/7
<b>Low</b>	1 #21 UConn, 2/11	0 Holy Cross, 11/14 0 #10 Marquette, 2/21
<b>Steals</b>	9 North Dakota, 11/10 9 Nebraska, 12/4 9 #21 UConn, 2/11 9 at St. John's, 2/18 1 at #4 Connecticut, 1/7 1 at #24 Providence (2OT), 2/14 1 at Villanova, 2/25	12 Seton Hall, 2/8
<b>Low</b>		1 UC Riverside, 11/17
<b>Turnovers</b>	19 at Seton Hall, 2/8	20 BYU, 12/10
<b>Low</b>	5 St. Thomas, 11/7	3 #2 Texas, 12/1 3 Villanova, 2/25

## Individual Single-Game Bests Under Greg McDermott (2010-Present)

	Creighton	Opponent
<b>Points</b>	45 Doug McDermott vs. Providence, 3/8/14	53 Markus Howard, #21 Marquette, 1/9/19 (OT)
<b>Field Goals</b>	18 Doug McDermott at Bradley, 1/7/12	17 Colt Ryan, Evansville, 2/21/12 (OT)
<b>Field Goal Attempts</b>	26 Doug McDermott vs. St. John's, 1/28	26 Allen Crabbe, California, 12/15/12
		26 Markus Howard, #21 Marquette, 1/9/19 (OT)
<b>Field Goal Pct. (most FG, no misses)</b>	<b>1.000 Ryan Kalkbrenner (10-10) vs. Holy Cross, 11/14/22</b>	1.000 Queron Davis (5-5), Chicago State, 11/16/14
		1.000 Kur Kuath (5-5), Marquette, 2/20/22
<b>3-pt Field Goals</b>	11 Mitch Ballock vs. DePaul, 3/9/19	10 Markus Howard, #21 Marquette, 1/9/19 (OT)
<b>3-pt Field Goal Attempts</b>	18 Ryan Hawkins at Georgetown, 2/12/22	17 Zach Norvell Jr., #1 Gonzaga, 12/1/18
<b>3-pt Field Goal Pct. (most 3FG, no misses)</b>	1.000 Marcus Zegarowski (7-7) vs. #21 Butler, 2/23/20	1.000 Marc Sonnen (5-5), Northern Iowa, 1/10/12
<b>Free Throws</b>	14 Austin Chatman vs. South Dakota (2OT), 12/9/14	18 Khadeen Carrington, Seton Hall, 2/15/17
<b>Free Throw Attempts</b>	16 Doug McDermott vs. Seton Hall, 2/23/14	22 Khadeen Carrington, Seton Hall, 2/15/17
<b>Free Throw Pct. (most FT, no misses)</b>	1.000 Doug McDermott (13-13) vs UAPB, 12/17/13	1.000 Aminu Mohammed (11-11), Georgetown, 2/14/22
<b>Rebounds</b>	18 Kenny Lawson Jr. vs. Saint Joseph's, 12/11/10	17 RaShid Gaston, #22 Xavier, 1/16/17
		17 Angel Delgado, Seton Hall, 2/15/17
<b>Assists</b>	14 Maurice Watson Jr. at Seton Hall, 1/9/16	13 Josh Perkins, #1 Gonzaga, 12/1/18
	14 Maurice Watson Jr. at Providence, 1/7/17	
<b>Blocked Shots</b>	7 Gregory Echenique at Missouri State, 1/22/11	8 Sir'Dominic Pointer, St. John's 2/7/15
<b>Steals</b>	6 Davion Mintz at #10 Marquette, 3/3/19	6 Shamorie Ponds, St. John's, 2/28/17
	6 Ty-Shon Alexander vs. Marquette, 1/1/20	6 Shamorie Ponds, St. John's, 1/30/19
	6 Damien Jefferson at Providence, 1/2/21	6 Quincy McKnight, Seton Hall, 2/17/19
<b>Minutes</b>	<b>49 Trey Alexander at #24 Providence (2OT), 2/14/23</b>	<b>50 Bryce Hopkins, #24 Providence (2OT), 2/14/23</b>

## Team Single-Game Highs and Lows Under Greg McDermott (2010-Present)

	Creighton	Opponent
<b>Points</b>	116 USC Upstate, 12/20/17	106 #21 Marquette, 1/9/19 (OT)
<b>Low</b>	40 #21 Georgetown, 1/31/15	36 Maryland Eastern Shore, 12/15/17
<b>Points, Half</b>	62 Longwood, 12/9/16 (1st)	62 #1 Gonzaga, 12/1/18 (2nd)
<b>Low</b>	14 at #4 Villanova, 1/25/15 (1st)	12 Bemidji State, 2/13/18 (2nd)
<b>Field Goals</b>	42 USC Upstate, 12/20/17	37 #1 Villanova, 2/1/18
	42 Coe, 12/20/18	37 Butler, 2/20/18
<b>Low</b>	11 #21 Georgetown, 1/31/15	13 Indiana State, 1/4/14
		13 Maryland Eastern Shore, 12/15/17
<b>Field Goal Attempts</b>	79 Truman State, 1/14/17	80 St. John's, 2/23/22
<b>Low</b>	37 vs. Middle Tennessee, 11/29/14	42 Seton Hall, 1/4/14
<b>Field Goal Percentage</b>	.775 at Southern Illinois, 2/14/12 (31-40)	.680 #16 Villanova, 1/2/16 (34-50)
<b>Low</b>	.208 #21 Georgetown, 1/31/15	.236 Maryland Eastern Shore, 12/15/17 (13-55)
<b>Field Goal Percentage, Half</b>	.800 at Southern Illinois, 2/14/12 (16-20) (2nd)	.750 Georgetown, 1/3/15 (15-20) (2nd)
<b>Low</b>	.179 #21 Georgetown, 1/31/15 (5-28) (1st)	.121 Bemidji State, 2/13/18 ((4-33) (2nd)
<b>3-pt Field Goals</b>	22 Coe, 12/20/18	20 Colorado State, 11/21/21
<b>Low</b>	1 at Georgetown, 1/25/17	1 vs. Drake, 3/2/12
	1 Kennesaw State, 11/11/21	1 vs. Indiana State, 3/9/13
		1 St. John's, 1/28/14
		1 #5 Xavier, 2/9/16
		1 SIU Edwardsville, 11/27/21
<b>3-pt Field Goal Attempts</b>	<b>40 Nebraska, 12/4/22</b>	39 Seton Hall, 2/15/17
		39 #1 Villanova, 2/1/18
		39 #3 Villanova, 2/24/18
<b>Low</b>	6 at Tulsa, 12/19/11	7 #19 Butler, 2/16/15
<b>3-pt Field Goal Percentage</b>	.857 at Southern Illinois, 2/14/12 (12-14)	.636 St. John's, 3/1/20 (14-22)
<b>Low</b>	.053 Kennesaw State, 11/11/21 (1-19)	.048 #5 Xavier, 2/9/16 (1-21)
<b>Free Throws Made</b>	36 Davidson, 3/21/11	28 Seton Hall, 2/15/17
		28 Rhode Island, 3/17/17
<b>Low</b>	0 at Michigan, 11/12/19	0 Alabama State, 11/12/10
		0 North Carolina Central, 11/23/14
<b>Free Throw Attempts</b>	43 Davidson, 3/21/11	40 Massachusetts, 11/25/15
<b>Low</b>	2 at Michigan, 11/12/19	3 (5x) last DePaul, 2/24/21
<b>Free Throw Percentage (most FT, 0 Miss)</b>	<b>1.000 at St. John's, 2/18/23 (16-16)</b>	1.000 Wichita State, 2/11/12 (17-17)
<b>Low (most FTA, 0 makes)</b>	.000 at Michigan, 11/12/19 (0-2)	.000 Alabama State, 11/12/10 (0-4)
<b>Rebounds</b>	56 Houston Baptist, 12/17/11	53 at California, 12/15/12
<b>Low</b>	19 Boise State, 11/28/12	14 Coe, 12/20/18
<b>Assists</b>	32 USC Upstate, 12/20/17	25 Evansville, 2/21/12 (OT)
<b>Low</b>	4 at #11 Providence, 2/26/22	4 Massachusetts, 11/25/15
		4 #9 Villanova, 12/17/21
<b>Blocked Shots</b>	9 Bemidji State, 2/13/18	11 #3 Oklahoma, 12/19/15
	9 SIU Edwardsville, 11/27/21	
	<b>9 Seton Hall, 1/3/23</b>	
<b>Low</b>	0 (44x) last vs. San Diego State, 3/17/22	<b>0 (25x) #10 Marquette, 2/21/23</b>
<b>Steals</b>	19 at Georgetown, 2/9/21	14 Drake, 1/3/12
<b>Low</b>	0 (3x) last Providence, 1/17/15	0 Wichita State, 2/11/12
<b>Turnovers</b>	21 Iowa State, 12/4/22	25 Tulsa, 12/19/12
	21 at #17 Xavier, 1/15/22	25 Nebraska, 12/11/20
<b>Low</b>	2 Midland, 12/28/19	2 Northern Iowa, 2/4/12





# #1 • Ben Shtolzberg

6-4 • 200 • G • Fr. • Northridge, Calif.

- True freshman combo guard with great size, he owns a 7/2 assist/turn-over ratio in BIG EAST play.
- Made his regular-season debut with four points, two assists and one rebound vs. North Dakota (Nov. 10).
- Scored 13 points in 14 minutes of win vs. Holy Cross (Nov. 14).
- Had one steal in eight minutes vs.

BYU (Dec. 10).

- Had an assist and rebound in BIG EAST debut at Marquette (Dec. 16).
- Owned two steals vs. Seton Hall (Jan. 3).
- Dished a career-high four assists in six minutes vs. St. John's (Jan. 25).
- Finished with four points, a rebound and an assist vs. Georgetown (March 1).
- Finished with 13 points on 4-of-6 shooting in exhibition win vs. Drury (Oct. 30).
- Averaged 17.4 points, 5.8 rebounds and 4.0 assists per game as a high school senior at Notre Dame HS.

## #1 Ben Shtolzberg's Game-by-Game Stats

Opponent	Min	FG	Pct	3FG	Pct	FT	Pct	O-D-R	A	T	B	S	Pts.
ST. THOMAS	Did			Not		Play							
NORTH DAKOTA	12	2-4	.500	0-2	.000	0-0	---	1-0-1	2	1	0	0	4
HOLY CROSS	14	5-7	.714	2-3	.667	1-1	1.000	1-1-2	1	0	0	0	13
UC RIVERSIDE	5	1-3	.333	0-1	.000a	0-0	---	1-1-2	0	1	0	1	2
#21 Texas Tech	1	0-0	---	0-0	---	0-0	---	0-0-0	1	0	0	0	0
#9 Arkansas	Did			Not		Play							
#14 Arizona	Did			Not		Play							
#2 Texas	Did			Not		Play							
NEBRASKA	Did			Not		Play							
BYU	8	0-2	.000	0-1	.000	0-0	---	1-0-1	0	0	0	1	0
Arizona State	4	0-1	.000	0-1	.000	0-0	---	0-2-2	0	0	0	0	0
Marquette	12	0-2	.000	0-1	.000	0-0	---	0-1-1	1	0	0	0	0
BUTLER	2	0-0	---	0-0	---	0-0	---	0-0-0	0	0	0	0	0
DEPAUL	Did			Not		Play							
SETON HALL	8	0-2	.000	0-1	.000	0-0	---	0-2-2	0	0	0	2	0
#4 Connecticut	Did			Not		Play							
#12 Xavier	Did			Not		Play							
#19 PROVIDENCE	Did			Not		Play							
Butler	2	0-0	---	0-0	---	0-0	---	0-0-0	0	1	0	0	0
ST. JOHN'S	6	0-2	.000	0-2	.000	2-2	1.000	0-0-0	4	0	0	0	2
#13 XAVIER	2	0-0	---	0-0	---	0-0	---	0-0-0	1	0	0	0	0
Georgetown	Did			Not		Play							
VILLANOVA	Did			Not		Play							
Seton Hall	3	0-0	---	0-0	---	0-0	---	0-0-0	0	0	0	0	0
#21 CONNECTICUT	Did			Not		Play							
#24 Providence	Did			Not		Play							
St. John's	Did			Not		Play							
#10 MARQUETTE	Did			Not		Play							
Villanova	3	0-0	---	0-0	---	0-0	---	0-0-0	0	0	0	0	0
GEORGETOWN	9	1-1	1.000	1-1	1.000	1-2	.500	0-1-1	1	1	0	0	4
DePaul	Did			Not		Play							

#1 Ben Shtolzberg	SEASON	CAREER
Points	13 Holy Cross, 11/14	Same
Rebounds	2 (4x) last Seton Hall, 1/3	2 (4x) last Seton Hall, 1/3/23
FG	5 Holy Cross, 11/14	Same
FGA	7 Holy Cross, 11/14	Same
3FG	2 Holy Cross, 11/14	Same
3FGA	3 Holy Cross, 11/14	Same
FT	2 St. John's, 1/25	Same
FTA	2 (2x) last Georgetown, 3/1	2 (2x) last Georgetown, 3/1/23
Assists	4 St. John's, 1/25	Same
Steals	2 Seton Hall, 1/3	Same
Blocks		
Minutes	14 Holy Cross, 11/14	Same

## Ben Shtolzberg's Career Statistics

Year	GP-GS	Min.-Avg.	FGM-A	Pct.	3FGM-A	Pct.	FTM-A	Pct.	Off-Def	Total	Avg.	PF-D	Ast.	TO	Blk.	Stl.	Pts. Avg.
2022-23	15-0	91-6.1	9-24	.375	3-13	.231	4-5	.800	4-8	12	0.8	7-0	11	4	0	4	25 1.7



## #2 • Ryan Nembhard

6-0 • 170 • G • So. • Aurora, Ontario, Canada

- Preseason Second Team All-BIG EAST selection and one of 20 men on the preseason Bob Cousy Award (Point Guard of the Year) Watch list.
- Named to Maui Invitational All-Tournament Team after averaging 20.3 points and 4.3 assists (Nov. 23).
- Third in the BIG EAST and 44th nationally with a 2.40 assist/turnover

ratio.

- Ranks 50th in the nation with 151 assists this winter; also 55th with 4.9 apg.
- Averaging 14.7 points, 5.0 rebounds and 4.4 assists per game in 11 games against ranked teams this winter.
- Fourth player in CU history (and first since 2002) with 12 assists and no turnovers in a game (Nov. 14. vs. Holy Cross).
- Scored career-high 25 points, tied career-best with six rebounds and dished five assists in win vs. No. 9 Arkansas (Nov. 22).
- Had 20 points and six assists in Maui Invitational title game vs. No. 14 Arizona (Nov. 23).
- Had 16 points, seven assists and six rebounds in Christmas Day win vs. DePaul and 17 points, 7 assists and 5 rebounds at No. 12 Xavier (Jan. 11).
- Had 12 points and career-high 11 rebounds at Butler (Jan. 17).
- Flirted with a triple-double (11 points, 10 rebounds and eight assists) while holding Souley Boum to two points in 84-67 win vs. No. 13 Xavier (Jan. 28).
- Scored 15 points on 6-of-7 shooting in road win at Seton Hall (Feb. 8).
- Procured third double-double with 21 points and 10 rebounds at No. 24 Providence (Feb. 14).
- Led CU with 16 points, five assists and three steals in road win at St. John's (Feb. 18).
- Had 20 points and tied career-high with 11 rebounds at DePaul (March 4).
- Named BIG EAST Freshman of the Year and was a six-time BIG EAST Freshman of the Week in 2021-22 despite missing the final eight games following wrist surgery.
- Helped Montverde Academy (Fla.) to a 24-1 record and the GEICO High School National Championship as a senior as part of a team that featured five players who have already been selected in the NBA Draft, (Cade Cunningham, Scottie Barnes, Moses Moody, Day'Ron Sharpe and Caleb Houston).
- Brother Andrew plays for the Indiana Pacers.
- Creighton's second Canadian player ever (Jahenns Manigat).

### #2 Ryan Nembhard's Game-by-Game Stats

Opponent	Min	FG	Pct	3FG	Pct	FT	Pct	O-D-R	A	T	B	S	Pts.
ST. THOMAS-	31	1-5	.200	1-4	.250	6-6	1.000	0-1-1	5	0	0	0	9
NORTH DAKOTA-	24	4-7	.571	1-4	.250	0-0	---	0-1-1	6	2	0	2	9
HOLY CROSS-	19	2-5	.400	1-3	.333	0-0	---	1-0-1	12	0	0	0	5
UC RIVERSIDE-	26	2-7	.286	1-4	.250	0-0	---	0-2-2	4	0	0	0	5
#21 Texas Tech-	32	6-10	.600	2-3	.667	2-3	.667	0-0-0	2	2	0	0	16
#9 Arkansas-	36	6-12	.500	3-4	.750	10-12	.833	0-6-6	5	2	0	0	25
#14 Arizona-	34	6-13	.462	2-4	.500	6-8	.750	1-0-1	6	3	0	1	20
#2 Texas-	36	8-16	.500	0-4	.000	1-1	1.000	1-3-4	6	0	0	1	17
NEBRASKA-	37	3-13	.231	0-6	.000	0-0	---	0-2-2	4	4	1	1	6
BYU-	37	5-11	.455	1-4	.250	0-0	---	1-4-5	7	3	0	1	11
Arizona State-	37	1-9	.111	1-5	.200	0-0	---	0-3-3	9	3	0	0	3
Marquette-	33	2-10	.200	1-6	.167	0-0	---	0-2-2	4	3	0	1	5
BUTLER-	32	4-8	.500	1-3	.333	2-2	1.000	0-4-4	5	1	0	0	11
DEPAUL-	37	6-12	.500	3-4	.750	1-2	.500	0-6-6	7	3	0	1	16
SETON HALL-	24	5-9	.556	2-4	.500	2-2	1.000	0-2-2	5	1	0	1	14
#4 Connecticut-	32	4-12	.333	0-3	.000	4-5	.800	1-2-3	0	3	0	0	12
#12 Xavier-	36	6-17	.353	3-7	.429	2-2	1.000	0-5-5	7	2	0	0	17
#19 PROVIDENCE-	34	0-7	.000	0-4	.000	0-0	---	1-3-4	3	1	0	1	0
Butler-	35	5-9	.556	2-4	.500	0-0	---	0-11-11	3	2	0	0	12
ST. JOHN'S-	27	7-10	.700	2-3	.667	0-0	---	0-1-1	6	2	0	2	16
#13 XAVIER-	38	5-8	.625	1-3	.333	0-0	---	0-10-10	8	5	0	0	11
Georgetown-	38	4-9	.444	3-6	.500	3-4	.750	0-5-5	2	1	0	0	14
VILLANOVA-	38	3-9	.333	0-2	.000	4-4	1.000	0-2-2	5	0	1	1	10
Seton Hall-	40	6-7	.857	2-3	.667	1-2	.500	0-2-2	4	3	0	0	15
#21 CONNECTICUT-	40	3-11	.273	1-3	.333	0-0	---	3-5-8	3	2	0	2	7
#24 Providence-	47	8-17	.471	2-5	.400	3-3	1.000	0-10-10	3	2	0	0	21
St. John's-	39	4-10	.400	2-4	.500	6-6	1.000	1-3-4	4	1	0	3	16
#10 MARQUETTE-	37	5-8	.625	2-4	.500	4-4	1.000	0-4-4	5	6	0	0	16
Villanova-	32	1-6	.167	0-3	.000	0-0	---	0-1-1	4	2	0	0	2
GEORGETOWN-	24	4-7	.571	2-4	.500	0-0	---	0-2-2	6	1	0	2	10
DePaul-	36	8-14	.571	3-5	.600	1-2	.500	2-9-11	1	3	0	2	20

#2 Ryan Nembhard	SEASON	CAREER
Points	25 vs. #9 Arkansas, 11/22	Same
Rebounds	11 (2x) last at DePaul, 3/4	11 (2x) last at DePaul, 3/4/23
FG	8 (3x) last at DePaul, 3/4	9 #21 Xavier, 1/29/22
FGA	17 (2x) last at #24 Providence (2OT), 2/14	21 at #17 Xavier, 1/15/22
3FG	3 (5x) last at DePaul, 3/4	4 (2x) last Marquette, 2/20/22
3FGA	7 at #12 Xavier, 1/11	7 (2x) last at #12 Xavier, 1/11/23
FT	10 vs. #9 Arkansas, 11/22	Same
FTA	12 vs. #9 Arkansas, 11/22	Same
Assists	12 Holy Cross, 11/14	Same
Steals	3 at St. John's, 2/18	3 (5x) last at St. John's, 2/18/23
Blocks	1 (2x) last Villanova, 2/4	1 (3x) last Villanova, 2/4/23
Minutes	47 at #24 Providence (2OT), 2/14	Same

### Ryan Nembhard's Career Statistics

Year	GP-GS	Min.-Avg.	FGM-A	Pct.	3FGM-A	Pct.	FTM-A	Pct.	Off-Def	Total	Avg.	PF-D	Ast.	TO	Blk.	Stl.	Pts. Avg.
2021-22	27-27	940-34.8	115-285	.404	33-106	.311	41-56	.732	6-79	85	3.1	56-2	119	85	1	34	304 11.3
2022-23	31-31	1048-33.8	134-308	.435	45-125	.360	58-68	.853	12-111	123	4.0	52-0	151	63	2	22	371 12.0
Totals	58-58	1988-34.3	249-593	.420	78-231	.338	99-124	.798	18-190	208	3.6	108-2	270	148	3	56	675 11.6



## #4 • Shereef Mitchell

6-1 • 170 • G • Jr. • Omaha, Neb.

- Started season 11-for-34 from the field but has made 11-of-17 shots in the past eight contests.
- Had four assists and tied career-high with three steals in win vs. North Dakota (Nov. 10).
- Also had four assists and three steals vs. Holy Cross (Nov. 14).
- Scored a season-high seven points

and dished two assists in win vs. UC Riverside (Nov. 17).

- Notched his first points since Nov. 17th when he scored four points vs. Arizona State (Dec. 12), including his first three-pointer of the year.
- Scored four points and owned two steals at Marquette (Dec. 16).
- Tied season-high with seven points vs. Seton Hall (Jan. 3).
- Had two points and an assist while tying season-high with 19 minutes vs. No. 21 Connecticut (Feb. 11).
- Buried career-high three three-pointers to score nine points in 15 minutes of road win at St. John's (Feb. 18).
- Scored eight points and added three rebounds and an assist in win vs. Georgetown (March 1).
- One of the team's top defenders, he made big plays in both 2021 NCAA Tournament wins to help CU reach its first Sweet 16 since 1974.
- Against UCSB, forced a point blank miss and grabbed a defensive rebound in the final seconds of CU's one-point win. Two days later, helped hold Ohio star Jason Preston to 1-of-10 shooting and four points.
- Creighton's lone player remaining from its 2019-20 team that shared the BIG EAST regular-season title.

### #4 Shereef Mitchell's Game-by-Game Stats

Opponent	Min	FG	Pct	3FG	Pct	FT	Pct	O-D-R	A	T	B	S	Pts.
ST. THOMAS	9	0-3	.000	0-3	.000	0-0	---	0-0-0	1	0	0	0	0
NORTH DAKOTA	13	0-3	.000	0-1	.000	0-0	---	1-1-2	4	0	0	3	0
HOLY CROSS	19	0-1	.000	0-1	.000	1-2	.500	0-3-3	4	1	0	3	1
UC RIVERSIDE	13	3-4	.750	0-1	.000	1-2	.500	0-1-1	2	0	0	0	7
#21 Texas Tech	7	0-0	---	0-0	---	0-0	---	0-0-0	1	1	0	0	0
#9 Arkansas	4	0-1	.000	0-1	.000	0-0	---	0-1-1	0	1	0	0	0
#14 Arizona	4	0-1	.000	0-0	---	0-0	---	0-0-0	0	0	0	0	0
#2 Texas	7	0-1	.000	0-0	---	0-0	---	1-1-2	0	1	0	0	0
NEBRASKA	3	0-0	---	0-0	---	0-0	---	0-0-0	1	1	0	1	0
BYU	7	0-2	.000	0-1	.000	0-0	---	0-0-0	0	0	0	1	0
Arizona State	11	1-3	.333	1-2	.500	1-2	.500	0-1-1	0	0	0	1	4
Marquette	10	2-3	.667	0-0	---	0-1	.000	0-1-1	0	1	0	2	4
BUTLER	Did	Not				Play	---	Injured					
DEPAUL	3	0-0	---	0-0	---	0-0	---	0-0-0	0	0	0	0	0
SETON HALL	16	1-2	.500	1-0	.500	4-4	1.000	0-0-1	1	1	0	0	7
#4 Connecticut	5	1-1	1.000	1-1	1.000	0-0	---	0-0-0	0	2	0	0	3
#12 Xavier	4	0-1	.000	0-1	.000	0-0	---	0-0-0	0	0	0	0	0
#19 PROVIDENCE	1	0-0	---	0-0	---	0-0	---	0-0-0	0	0	0	0	0
Butler	3	1-2	.500	0-1	.000	0-0	---	0-0-0	0	1	0	0	2
ST. JOHN'S	11	1-3	.333	0-1	.000	0-0	---	0-1-1	0	0	0	0	2
#13 XAVIER	2	1-2	.500	0-0	---	0-0	---	0-0-0	0	0	0	0	2
Georgetown	1	0-0	---	0-0	---	0-0	---	0-0-0	0	0	0	0	0
VILLANOVA	2	0-1	.000	0-1	.000	0-0	---	0-1-1	0	0	0	0	0
Seton Hall	7	1-1	1.000	1-1	1.000	0-0	---	0-1-1	0	0	0	0	3
#21 CONNECTICUT	19	1-1	1.000	0-0	---	0-0	---	0-0-0	1	0	0	0	2
#24 Providence	7	1-1	1.000	0-0	---	0-0	---	0-0-0	0	0	0	0	2
St. John's	15	3-4	.750	3-4	.750	0-0	---	0-0-0	2	1	0	1	9
#10 MARQUETTE	6	1-1	1.000	0-0	---	0-0	---	0-0-0	0	0	0	0	2
Villanova	8	1-3	.333	0-2	.000	0-0	---	0-1-1	1	0	0	0	2
GEORGETOWN	18	3-6	.500	2-3	.667	0-0	---	1-2-3	1	2	0	0	8
DePaul	6	0-0	---	0-0	---	0-0	---	0-0-0	0	0	0	0	0

#4 Shereef Mitchell	SEASON	CAREER
Points	9 at St. John's, 2/18	11 (2x) last Kennesaw State, 12/4/20
Rebounds	3 (2x) last Georgetown, 3/1	6 Kennesaw State, 11/5/19
FG	3 (3x) last Georgetown, 3/1	4 (4x) last St. John's, 1/9/21
FGA	6 Georgetown, 3/1	8 (3x) last at #10 Villanova, 3/3/21
3FG	3 at St. John's, 2/18	Same
3FGA	4 at St. John's, 2/18	5 at #10 Villanova, 3/3/21
FT	4 Seton Hall, 1/3	4 (3x) last Seton Hall, 1/3/23
FTA	4 Seton Hall, 1/3	4 (4x) last Seton Hall, 1/3/23
Assists	4 (2x) last Holy Cross, 11/14	6 (2x) last Georgetown, 3/4/20
Steals	3 (2x) last Holy Cross, 11/14	3 (4x) last Holy Cross, 11/14/22
Blocks		1 (2x) last Butler, 3/6/21
Minutes	19 (2x) last #21 Connecticut, 2/11	30 at Butler (OT), 1/16/21

### Shereef Mitchell's Career Statistics

Year	GP-GS	Min.-Avg.	FGM-A	Pct.	3FGM-A	Pct.	FTM-A	Pct.	Off-Def	Total	Avg.	PF-D	Ast.	TO	Blk.	Stl.	Pts.	Avg.
2019-20	27-2	372-13.8	29-65	.448	1-12	.083	15-22	.682	6-32	38	1.4	38-0	39	23	1	20	74	2.7
2020-21	30-2	432-14.4	35-82	.427	12-33	.364	17-23	.739	4-39	43	1.4	49-0	46	22	1	22	99	3.3
2021-22	6-0	100-16.7	8-22	.364	0-5	.000	5-6	.833	1-9	10	1.7	9-0	8	8	0	5	21	3.5
2022-23	30-0	241-8.0	22-51	.431	9-27	.333	7-11	.636	3-16	19	0.6	30-0	19	13	0	12	60	2.0
Totals	93-4	1145-12.3	94-220	.427	22-77	.286	44-62	.710	14-96	110	1.2	126-0	112	66	2	59	254	2.7





## #5 • Francisco Farabello

6-3 • 185 • G • Sr. • Cañada de Gómez, Argentina

- Combo guard who spent the previous three seasons at TCU, starting 18-of-73 games played for the Horned Frogs.
- Has been called by Greg McDermott “Mr. Steady” and praised for his communication skills.
- Had eight points and three assists vs. Holy Cross (Nov. 14).

- Scored career-high 16 points vs. Nebraska (Dec. 4), making 5-of-9 three-point shots.
- Took two charges vs. Seton Hall (Jan. 3).
- Snared season-high four rebounds vs. St. John’s (Jan. 25).
- Missed three straight games with an illness before returning to play in road win at St. John’s Feb. 18).
- Was +38 in 18 minutes of exhibition win vs. Drury (Oct. 30), finishing with five points and four assists.
- Had eight points in 20 minutes in road win at Butler (Jan. 17).
- Dished season-high six assists in win vs. Georgetown (March 1).
- Shot 40.2 percent from three-point range at TCU.
- Speaks three languages.
- Father, Daniel, played professionally from 1991-2014 in Argentina and Italy and appeared in seven games for Argentina in the 1996 Summer Olympics.

#5 Francisco Farabello's Game-by-Game Stats																
Opponent	Min	FG	Pct	3FG	Pct	FT	Pct	O-D-R	A	T	B	S	Pts.			
ST. THOMAS	17	1-5	.200	0-4	.000	0-0	---	0-1-1	2	0	0	2	2			
NORTH DAKOTA	15	2-3	.667	1-2	.500	0-0	---	0-1-1	1	1	0	0	5			
HOLY CROSS	23	3-8	.375	2-7	.286	0-0	---	1-0-1	3	0	0	0	8			
UC RIVERSIDE	16	1-3	.333	1-2	.500	0-0	---	0-0-0	0	3	0	1	3			
#21 Texas Tech	15	0-3	.000	0-3	.000	0-0	---	0-0-0	1	0	0	0	0			
#9 Arkansas	13	1-3	.333	1-3	.333	0-0	---	0-0-0	0	1	0	0	3			
#14 Arizona	17	1-3	.333	0-2	.000	0-1	.000	0-1-1	1	0	0	1	2			
#2 Texas	13	0-3	.000	0-2	.000	0-0	---	0-0-0	0	0	0	1	0			
NEBRASKA	22	5-10	.500	5-9	.556	1-1	1.000	0-1-1	0	1	0	1	16			
BYU	22	2-2	1.000	2-2	1.000	0-1	.000	0-2-2	3	1	0	1	6			
Arizona State	13	0-5	.000	0-4	.000	0-0	---	0-1-1	1	0	0	1	0			
Marquette	9	1-1	1.000	1-1	1.000	0-0	---	0-0-0	0	2	0	0	3			
BUTLER	18	0-2	.000	0-1	.000	0-0	---	1-3-4	3	1	0	1	0			
DEPAUL	19	2-3	.667	2-3	.667	0-0	---	0-2-2	0	1	0	0	6			
SETON HALL	16	1-2	.500	0-1	.000	0-0	---	0-0-0	0	0	0	0	2			
#4 Connecticut	9	0-0	---	0-0	---	0-0	---	0-1-1	0	2	0	0	0			
#12 Xavier	12	1-3	.333	1-2	.500	0-0	---	0-0-0	0	0	0	0	3			
#19 PROVIDENCE	19	1-3	.333	0-1	.000	0-0	---	0-2-2	2	0	0	2	2			
Butler	20	3-10	.300	2-8	.250	0-0	---	0-2-1	0	1	0	0	8			
ST. JOHN'S	17	1-3	.333	1-3	.333	2-3	.667	0-4-4	0	1	0	1	5			
#13 XAVIER	14	1-2	.500	1-2	.500	0-0	---	0-1-1	0	1	0	1	3			
Georgetown	11	0-2	.000	0-2	.000	0-0	---	0-2-2	0	0	0	0	0			
VILLANOVA	6	0-2	.000	0-2	.000	0-0	---	0-0-0	1	0	0	0	0			
Seton Hall	Did		Not		Play	--		Sick								
#21 CONNECTICUT	Did		Not		Play	--		Sick								
#24 Providence	Did		Not		Play											
St. John's	6	1-1	1.000	1-1	1.000	0-0	---	0-2-2	0	0	0	0	3			
#10 MARQUETTE	20	2-5	.400	1-3	.333	0-0	---	0-2-2	1	0	0	0	5			
Villanova	17	0-4	.000	0-4	.000	0-0	---	0-1-1	0	0	0	0	0			
GEORGETOWN	23	0-3	.000	0-2	.000	0-0	---	0-1-1	6	1	0	0	0			
DePaul	13	0-2	.000	0-2	.000	0-0	---	0-0-0	1	0	0	0	0			

#5 Francisco Farabello SEASON				CAREER (includes TCU)	
Points	16	Nebraska, 12/4		Same	
Rebounds	4 (2x)	last St. John's, 1/25		7	Southern Miss, 11/15/21
FG	5	Nebraska, 12/4		Same	
FGA	10 (2x)	last at Butler, 1/17		11	Kansas State, 2/5/22
3FG	5	Nebraska, 12/4		Same	
3FGA	9	Nebraska, 12/4		Same	
FT	2	St. John's, 1/25		5	Nicholls State, 11/18/21
FTA	3	St. John's, 1/25		5	Nicholls State, 11/18/21
Assists	6	Georgetown, 3/1	7 (2x)	last Northwestern State, 12/3/20	
Steals	2 (2x)	last #19 Providence, 1/14		4	vs. Wyoming, 11/26/19
Blocks				2	Lamar, 12/14/19
Minutes	23 (2x)	last Georgetown, 3/1		38	Iowa State, 1/4/20

## Francisco Farabello's Career Statistics

Year	GP-GS	Min.-Avg.	FGM-A	Pct.	3FGM-A	Pct.	FTM-A	Pct.	Off-Def	Total	Avg.	PF-D	Ast.	TO	Blk.	Stl.	Pts.	Avg.
2019-20 (TCU)	30-7	618-20.6	38-93	.409	25-61	.410	11-13	.846	5-38	43	1.4	36-0	65	36	4	24	112	3.7
2020-21 (TCU)	9-5	219-24.3	17-39	.436	13-29	.448	1-5	.200	0-15	15	1.7	11-0	21	4	0	10	48	5.3
2021-22 (TCU)	34-6	646-19.0	47-122	.385	38-99	.384	27-30	.900	8-76	84	2.5	25-0	43	28	1	19	159	4.7
TCU Totals	73-18	1483-20.3	102-254	.402	76-189	.402	39-48	.813	13-129	142	1.9	72-0	129	68	5	53	319	4.4
2022-23 (CU)	28-0	435-15.5	30-96	.313	22-78	.282	3-6	.500	3-29	32	1.1	14-0	26	17	0	13	85	3.0
Totals (ALL)	101-18	1918-19.0	132-350	.377	98-267	.367	42-54	.778	16-158	174	1.7	86-0	155	85	5	66	404	4.0



## #10 • Zander Yates

6-7 • 225 • F • Fr. • Germantown, Tenn.

- Made his regular-season debut with three points in three minutes vs. North Dakota (Nov. 10).
- Played eight minutes and had two points, two rebounds and a steal vs. BYU (Dec. 10).
- Collected first career steal vs. UC Riverside (Nov. 17).
- Finished a team-best +11 in just five

minutes of BIG EAST debut at Marquette, contributing two rebounds, two assists and blocked shot (Dec. 16).

- Converted a three-point play vs. Butler (Dec. 22).
- Had season-high nine points in just four minutes of work vs. St. John's (Jan. 25), sinking 3-of-4 three-pointers and adding a steal.
- Redshirted last season at Creighton.
- Contributed four points, two rebounds and a steal in exhibition win vs. Drury (Oct. 30).
- Named Tennessee's Class AAA Mr. Basketball in 2020-21 after helping Houston HS to its first state title.
- High school teammate of current Bluejay teammate Mason Miller.

### #10 Zander Yates' Game-by-Game Stats

Opponent	Min	FG	Pct	3FG	Pct	FT	Pct	O-D-R	A	T	B	S	Pts.
ST. THOMAS	Did			Not		Play							
NORTH DAKOTA	3	1-3	.333	1-2	.500	0-0	---	0-0-0	0	0	0	0	3
HOLY CROSS	3	0-0	---	0-0	---	0-0	---	0-1-1	1	0	0	0	0
UC RIVERSIDE	3	0-1	.000	0-1	.000	0-0	---	0-0-0	0	0	0	1	0
#21 Texas Tech	Did			Not		Play							
#9 Arkansas	Did			Not		Play							
#14 Arizona	Did			Not		Play							
#2 Texas	Did			Not		Play							
NEBRASKA	Did			Not		Play							
BYU	8	0-3	.000	0-3	.000	2-2	1.000	0-2-2	0	0	0	1	2
Arizona State	Did			Not		Play							
Marquette	5	0-1	.000	0-0	---	0-0	---	0-2-2	2	1	1	0	0
BUTLER	1	1-1	1.000	0-0	---	1-1	1.000	0-0-0	0	0	0	0	3
DEPAUL	Did			Not		Play							
SETON HALL	Did			Not		Play	--		Sick				
#4 Connecticut	Did			Not		Play	--		Sick				
#12 Xavier	Did			Not		Play							
#19 PROVIDENCE	Did			Not		Play							
Butler	2	0-0	---	0-0	---	0-0	---	0-1-1	0	0	0	0	0
ST. JOHN'S	4	3-4	.750	3-4	.750	0-0	---	0-0-0	0	0	0	1	9
#13 XAVIER	Did			Not		Play	--		Injured				
Georgetown	Did			Not		Play							
VILLANOVA	Did			Not		Play							
Seton Hall	Did			Not		Play							
#21 CONNECTICUT	Did			Not		Play							
#24 Providence	Did			Not		Play							
St. John's	Did			Not		Play							
#10 MARQUETTE	Did			Not		Play							
Villanova	Did			Not		Play							
GEORGETOWN	4	0-2	.000	0-1	.000	0-0	---	0-0-0	1	0	0	0	0
DePaul	Did			Not		Play							

#10 Zander Yates	SEASON	CAREER
Points	9 St. John's, 1/25	Same
Rebounds	2 (2x) last at Marquette, 12/16	Same
FG	3 St. John's, 1/25	Same
FGA	4 St. John's, 1/25	Same
3FG	3 St. John's, 1/25	Same
3FGA	4 St. John's, 1/25	Same
FT	2 BYU, 12/10	Same
FTA	2 BYU, 12/10	Same
Assists	2 at Marquette, 12/16	Same
Steals	1 (3x) last St. John's, 1/25	1 (3x) last St. John's, 1/25/23
Blocks	1 at Marquette, 12/16	Same
Minutes	8 vs. BYU, 12/10	Same

### Zander Yates' Career Statistics

Year	GP-GS	Min.-Avg.	FGM-A	Pct.	3FGM-A	Pct.	FTM-A	Pct.	Off-Def	Total	Avg.	PF-D	Ast.	TO	Blk.	Stl.	Pts. Avg.
2021-22		Redshirted															
2022-23	9-0	33-3.7	5-15	.333	4-11	.364	3-3	1.000	0-6	6	0.7	2-0	4	1	1	3	17 1.9



## #11 • Ryan Kalkbrenner

7-1 • 260 • C • Jr. • Florissant, Mo.

- First Team All-BIG EAST performer.
- One of 11 men to be a two-time BIG EAST Defensive Player of the Year (2022 & 2023), a list that includes Allen Iverson, Patrick Ewing and Dikembe Mutombo.
- Ranks second nationally in field goal percentage this year with the 12th-best single-season mark in NCAA history.
- Also ranks sixth in NCAA history in field goal percentage for his career.
- Leads BIG EAST and 18th in NCAA in

blocks per game.

- One of 10 finalists for Naismith Defensive Player of the Year, and the only BIG EAST player on the list.
- Blocked a shot in 25 straight games from Nov. 14 to March 1.
- Surpassed 1,000 career points on Feb. 25 at Villanova in his 91st career game.
- Owns single-season CHI Health Center Omaha record for field goal percentage and career marks for field goal percentage and blocked shots.
- Preseason First Team All-BIG EAST selection and one of 20 men on the preseason Kareem Abdul-Jabbar Award (Center of the Year) Watch list.
- One of 50 candidates on the Preseason Watch Lists for the Wooden Award and the Naismith Trophy.
- Is shooting 69.9 percent from the field (65-93) in 11 games against top-25 opponents, averaging 15.3 points, 6.8 rebounds and 2.5 blocks per game.
- Made 8-of-9 shots and scored 19 vs. Butler (Dec. 22) after missing 3 games with non-COVID illness.
- Made 10-of-11 shots and scored a career-high 24 points vs. North Dakota, adding seven rebounds (Nov. 10).
- Followed that with 10-for-10 shooting, including five dunks and scored 22 points vs. Holy Cross (Nov. 14)
- Made 22 straight field goal attempts from Nov. 10-21.
- Had 21 points, seven rebounds and two blocks while throwing down go-ahead dunk with 1:02 left in win vs. No. 9 Arkansas (Nov. 22).
- Made 9-of-10 shots and finished with 20 points and 13 rebounds at #2 Texas (Dec. 1).
- Owned 17 points, eight rebounds and tied career-high with six blocks vs. Seton Hall (Jan. 3).
- Had 15 points, eight rebounds, four assists, three steals and two blocks at No. 12 Xavier (Jan. 11).
- Had 21 points, 7 rebounds and 4 blocks in win vs. #19 Providence (Jan. 14).
- Registered 17 points, 8 rebounds and five blocks in win vs. #13 Xavier (Jan. 28).
- Swatted four shots at St. John's (Feb. 18) to move into second in Creighton's career history.
- Team lost all three games without him from Dec. 10-16 (non-COVID illness).
- Owns 147 career dunks, including 69 last season.
- Named BIG EAST Defensive Player of the Year, Honorable Mention All-BIG EAST and to the BIG EAST's All-Tournament Team last season.
- Led the BIG EAST in field goal percentage and offensive rebounds per game last year, ranking fourth nationally in both categories.

### #11 Ryan Kalkbrenner's Game-by-Game Stats

Opponent	Min	FG	Pct	3FG	Pct	FT	Pct	O-D-R	A	T	B	S	Pts.
ST. THOMAS-	29	4-9	.444	0-1	.000	0-0	---	5-4-9	0	0	1	1	8
NORTH DAKOTA-	23	10-11	.909	0-0	---	4-4	1.000	4-3-7	2	2	0	0	24
HOLY CROSS-	20	10-10	1.000	1-1	1.000	1-1	1.000	1-2-3	1	1	3	1	22
UC RIVERSIDE-	12	5-6	.833	1-2	.500	1-2	.500	1-7-8	0	0	1	0	12
#21 Texas Tech-	30	4-6	.667	0-0	---	2-2	1.000	3-3-6	1	0	2	0	10
#9 Arkansas-	38	9-12	.750	0-0	---	3-6	.500	3-4-7	1	2	2	1	21
#14 Arizona-	35	5-8	.625	1-3	.333	5-6	.833	2-3-5	1	1	2	2	16
#2 Texas-	34	9-10	.900	0-0	---	2-4	.500	3-10-13	0	3	2	0	20
NEBRASKA-	32	5-8	.625	0-1	.000	0-1	.000	5-5-10	2	2	1	1	10
BYU	Did		Not		Play	--		Sick					
Arizona State	Did		Not		Play	--		Sick					
Marquette	Did		Not		Play	--		Sick					
BUTLER-	29	8-9	.889	1-1	1.000	2-3	.667	2-2-4	2	0	2	1	19
DEPAUL-	29	1-3	.333	0-1	.000	2-2	1.000	1-3-4	3	2	1	0	4
SETON HALL-	27	7-9	.778	0-0	---	3-4	.750	3-5-8	2	2	6	0	17
#4 Connecticut-	33	3-6	.500	0-0	---	3-3	1.000	1-3-4	0	2	4	0	9
#12 Xavier-	38	5-8	.625	0-1	.000	5-7	.714	4-4-8	4	0	2	3	15
#19 PROVIDENCE-	36	7-9	.778	0-0	---	7-11	.636	2-5-7	0	3	4	0	21
Butler-	31	5-9	.556	0-0	---	1-2	.500	7-2-9	2	0	2	1	11
ST. JOHN'S-	27	7-8	.875	0-1	.000	2-4	.500	2-3-5	1	0	3	0	16
#13 XAVIER-	33	8-9	.889	0-0	---	1-1	1.000	2-6-8	0	1	5	1	17
Georgetown-	32	7-11	.636	0-1	.000	2-2	1.000	2-6-8	3	5	2	0	16
VILLANOVA-	38	7-11	.636	0-0	---	2-3	.667	4-1-5	1	1	3	0	16
Seton Hall-	36	5-9	.556	0-0	---	3-4	.750	1-3-4	2	2	1	0	13
#21 CONNECTICUT-	36	4-9	.444	0-1	.000	4-4	1.000	3-3-6	1	2	1	3	12
#24 Providence-	45	7-11	.636	0-1	.000	1-1	1.000	1-6-7	2	4	2	0	15
St. John's-	36	5-8	.625	0-0	---	2-2	1.000	3-5-8	2	0	4	0	12
#10 MARQUETTE-	35	4-5	.800	0-0	---	4-6	.667	1-3-4	2	2	2	2	12
Villanova-	33	7-9	.778	0-0	---	4-4	1.000	2-3-5	0	1	2	0	18
GEORGETOWN-	15	5-8	.625	0-1	.000	6-6	1.000	0-1-1	0	1	2	0	16
DePaul-	27	8-12	.667	0-0	---	4-4	1.000	3-1-4	0	3	0	1	20


### #11 Ryan Kalkbrenner SEASON

Points	24	North Dakota, 11/10	CAREER	Same
Rebounds	13	at #2 Texas, 12/1	15	at Georgetown, 2/12/22
FG	10 (2x)	last Holy Cross, 11/14	10 (4x)	last Holy Cross, 11/14/22
FGA	12 (2x)	last at DePaul, 3/4	16	at Georgetown, 2/12/22
3FG	1 (3x)	last vs. #14 Arizona, 11/23	2	Seton Hall, 3/5/22
3FGA	3	vs. #14 Arizona, 11/23	4	at Seton Hall, 2/4/22
FT	7	#19 Providence, 1/14	7 (3x)	last #19 Providence, 1/14/23
FTA	11	#19 Providence, 1/14	Same	
Assists	4	at #12 Xavier, 1/11	4 (2x)	last at #12 Xavier, 1/11/23
Steals	3 (2x)	last #21 Connecticut, 2/11	3 (2x)	last #21 Connecticut, 2/11/23
Blocks	6	Seton Hall, 1/3	6 (2x)	last Seton Hall, 1/3/23
Minutes	45	at #24 Providence (2OT), 2/14	Same	

## Ryan Kalkbrenner's Career Statistics

Year	GP-GS	Min.-Avg.	FGM-A	Pct.	3FGM-A	Pct.	FTM-A	Pct.	Off-Def	Total	Avg.	PF-D	Ast.	TO	Blk.	Stl.	Pts. Avg.
2020-21	31-0	422-13.6	80-124	.645	0-2	.000	22-45	.489	47-61	108	3.5	48-0	10	16	38	6	182 5.9
2021-22	34-34	996-29.3	173-268	.646	3-12	.250	95-129	.736	134-127	261	7.7	48-0	31	47	89	15	444 13.1
2022-23	28-28	885-31.6	171-243	.704	4-16	.250	76-99	.768	71-106	177	6.3	51-0	35	42	62	18	422 15.1
Totals	93-62	2303-24.8	424-635	.668	7-30	.233	193-273	.707	252-294	546	5.9	147-0	76	105	189	39	1048 11.3





## #13 • Mason Miller

6-9 • 190 • F • Fr. • Germantown, Tenn.

- Is shooting 38.8 percent (19-49) from three-point range.
- Made both three-point attempts in collegiate debut vs. St. Thomas (Nov. 7).
- Scored seven points and had four rebounds vs. North Dakota (Nov. 10).
- Had eight points and eight rebounds vs. Holy Cross (Nov. 14), making 3-of-4

shots.

- Made 3-of-4 three-point shots and scored season-high nine points in 10 minutes during title game of Maui Invitational vs. No. 14 Arizona (Nov. 23).
- Buried a pair of three-pointers vs. Seton Hall (Jan. 3).
- Made 2-of-3 three-pointers and added four rebounds in 12 minutes of road win at Seton Hall (Feb. 8).
- Scored four points and snagged two rebounds vs. No. 21 Connecticut (Feb. 11).
- Scored BIG EAST-high eight points in 11 minutes off the bench at St. John's, adding three offensive rebounds (Feb. 18).
- Buried two three-pointers vs. No. 10 Marquette (Feb. 21).
- Redshirted last season at Creighton, but did have one steal and one rebound in 13 minutes of team's 2021 exhibition win over Upper Iowa.
- The son of longtime NBA sharpshooter Mike Miller and nephew of Bluejay assistant coach Ryan Miller.
- Named Tennessee's Class AAA Mr. Basketball in 2020-21 after helping Houston HS to its first state title.
- High school teammate of current Bluejay teammate Zander Yates.
- Owns a team-leading 37 inch vertical leap.

### #13 Mason Miller's Game-by-Game Stats

Opponent	Min	FG	Pct	3FG	Pct	FT	Pct	O-D-R	A	T	B	S	Pts.
ST. THOMAS	12	3-4	.750	2-2	1.000	0-0	---	0-3-3	0	0	0	0	8
NORTH DAKOTA	17	2-5	.400	2-3	.667	1-2	.500	2-2-4	0	0	0	0	7
HOLY CROSS	21	3-4	.750	1-1	1.000	1-2	.500	1-7-8	1	1	0	0	8
UC RIVERSIDE	15	0-0	---	0-0	---	0-0	---	1-3-4	0	0	0	0	0
#21 Texas Tech	8	0-1	.000	0-1	.000	0-2	.000	1-1-2	0	0	0	0	0
#9 Arkansas	6	0-0	---	0-0	---	0-0	---	0-0-0	0	0	0	0	0
#14 Arizona	10	3-4	.750	3-4	.750	0-0	---	0-0-0	0	0	0	0	9
#2 Texas	5	0-2	.000	0-1	.000	0-2	.000	1-0-1	0	0	0	0	0
NEBRASKA	7	0-1	.000	0-1	.000	0-0	---	0-0-0	1	1	0	0	0
BYU	6	0-0	.000	0-0	---	0-0	---	0-0-0	0	0	0	0	0
Arizona State	9	1-2	.500	1-1	1.000	0-0	---	0-0-0	0	0	0	0	3
Marquette	9	0-1	.000	0-1	.000	0-0	---	0-0-0	1	0	0	1	0
BUTLER	7	0-1	.000	0-0	---	2-2	1.000	1-0-1	0	0	0	0	2
DEPAUL	9	0-1	.000	0-1	.000	0-0	---	0-1-1	1	1	0	0	0
SETON HALL	14	2-5	.400	2-5	.400	0-0	---	0-0-0	2	0	0	0	6
#4 Connecticut	1	0-0	---	0-0	---	0-0	---	0-0-0	0	0	0	0	0
#12 Xavier	2	0-0	---	0-0	---	0-0	---	0-0-0	0	0	0	0	0
#19 PROVIDENCE	10	1-2	.500	0-1	.000	0-0	---	0-0-0	0	0	0	0	2
Butler	8	0-2	.000	0-2	.000	0-0	---	0-6-6	0	0	0	0	0
ST. JOHN'S	11	1-5	.200	0-4	.000	0-0	---	0-1-1	1	0	0	0	2
#13 XAVIER	5	0-0	---	0-0	---	0-0	---	0-0-0	1	1	0	1	0
Georgetown	5	0-0	---	0-0	---	0-0	---	0-1-1	0	0	0	0	0
VILLANOVA	6	0-0	---	0-0	---	0-0	---	0-1-1	0	0	0	0	0
Seton Hall	12	2-4	.500	2-3	.667	0-0	---	3-1-4	0	1	0	0	6
#21 CONNECTICUT	14	1-3	.333	1-3	.333	1-2	.500	1-1-2	0	1	0	0	4
#24 Providence	3	0-0	---	0-0	---	0-0	---	0-1-1	0	0	0	0	0
St. John's	11	2-6	.333	2-6	.333	2-2	1.000	3-0-3	0	1	0	0	8
#10 MARQUETTE	12	2-3	.667	2-3	.667	0-0	---	0-0-0	0	0	0	0	6
Villanova	11	1-4	.250	0-1	.000	0-0	---	3-2-5	0	1	0	0	2
GEORGETOWN	19	0-2	.000	0-2	.000	0-0	---	0-3-3	0	0	0	1	0
DePaul	8	1-3	.333	1-3	.333	2-2	1.000	0-1-1	0	0	0	0	5

#13 Mason Miller	SEASON	CAREER
Points	9 vs. #14 Arizona, 11/23	Same
Rebounds	8 Holy Cross, 11/14	Same
FG	3 (2x) last vs. #14 Arizona, 11/23	3 (2x) last vs. #14 Arizona, 11/23/22
FGA	5 (3x) last St. John's, 1/25	5 (3x) last St. John's, 1/25/23
3FG	3 vs. #14 Arizona, 11/23	Same
3FGA	6 at St. John's, 2/18	Same
FT	2 (3x) last at DePaul, 3/4	2 (3x) last at DePaul, 3/4/23
FTA	2 (8x) last at DePaul, 3/4	2 (8x) last at DePaul, 3/4/23
Assists	2 Seton Hall, 1/3	Same
Steals	1 (3x) last Georgetown, 3/1	1 (3x) last Georgetown, 3/1/23
Blocks		
Minutes	21 Holy Cross, 11/14	Same

### Mason Miller's Career Statistics

Year	GP-GS	Min.-Avg.	FGM-A	Pct.	3FGM-A	Pct.	FTM-A	Pct.	Off-Def	Total	Avg.	PF-D	Ast.	TO	Blk.	Stl.	Pts. Avg.
2021-22		Redshirted															
2022-23	31-0	293-9.5	25-65	.385	19-49	.388	9-16	.563	17-35	52	1.7	17-0	8	8	0	3	78 2.5



## #14 • Sami Osmani

6-4 • 205 • G • Jr. • Oak Lawn, Ill.

- Walk-on guard in his third year in the program.
- Dished an assist and grabbed a rebound vs. North Dakota (Nov. 10).
- Contributed two points and two rebounds in three minutes vs. Holy Cross (Nov. 14).
- Made a lay-up in final minutes of win vs. UC Riverside (Nov. 17).

- Picked up an assist and rebound in win vs. Butler (Dec. 22).
- Had two points, a rebound and an assist vs. St. John's (Jan. 25).
- Buried first career three-pointer vs. Georgetown (March 1) to establish a career-high with three points while also adding a rebound and an assists.
- Grabbed three rebounds and a steal in exhibition win vs. Drury (Oct. 30).
- In his first two years, has six points, seven rebounds and a steal in 17 games played.

### #14 Sami Osmani's Game-by-Game Stats

Opponent	Min	FG	Pct	3FG	Pct	FT	Pct	O-D-R	A	T	B	S	Pts.
ST. THOMAS	Did	Did	Not	Did	Not	Play							
NORTH DAKOTA	4	0-0	---	0-0	---	0-0	---	0-1-1	1	0	0	0	0
HOLY CROSS	3	1-3	.333	0-1	.000	0-0	---	0-2-2	0	0	0	0	2
UC RIVERSIDE	3	1-1	1.000	0-0	---	0-0	---	0-0-0	0	0	0	0	2
#21 Texas Tech	Did	Did	Not	Did	Not	Play							
#9 Arkansas	Did	Did	Not	Did	Not	Play							
#14 Arizona	Did	Did	Not	Did	Not	Play							
#2 Texas	Did	Did	Not	Did	Not	Play							
NEBRASKA	Did	Did	Not	Did	Not	Play							
BYU	Did	Did	Not	Did	Not	Play							
Arizona State	Did	Did	Not	Did	Not	Play							
Marquette	1	0-0	---	0-0	---	0-0	---	0-0-0	0	0	0	0	0
BUTLER	2	0-0	---	0-0	---	0-0	---	0-1-1	1	0	0	0	2
DEPAUL	Did	Did	Not	Did	Not	Play							
SETON HALL	4	0-1	.000	0-1	.000	0-0	---	1-0-1	0	0	0	0	0
#4 Connecticut	Did	Did	Not	Did	Not	Play							
#12 Xavier	Did	Did	Not	Did	Not	Play							
#19 PROVIDENCE	Did	Did	Not	Did	Not	Play							
Butler	1	0-0	---	0-0	---	0-0	---	0-0-0	0	0	0	0	0
ST. JOHN'S	3	1-1	1.000	0-0	---	0-0	---	1-0-1	1	0	0	0	2
#13 XAVIER	Did	Did	Not	Did	Not	Play							
Georgetown	Did	Did	Not	Did	Not	Play							
VILLANOVA	Did	Did	Not	Did	Not	Play							
Seton Hall	Did	Did	Not	Did	Not	Play							
#21 CONNECTICUT	Did	Did	Not	Did	Not	Play							
#24 Providence	Did	Did	Not	Did	Not	Play							
St. John's	Did	Did	Not	Did	Not	Play							
#10 MARQUETTE	Did	Did	Not	Did	Not	Play							
Villanova	Did	Did	Not	Did	Not	Play							
GEORGETOWN	4	1-1	1.000	1-1	1.000	0-0	---	1-0-1	1	0	0	0	3
DePaul	Did	Did	Not	Did	Not	Play							

#14 Sami Osmani	SEASON	CAREER
Points	3 Georgetown, 3/1	Same
Rebounds	2 Holy Cross, 11/14	2 (2x) last Holy Cross, 11/14/22
FG	1 (4x) last Georgetown, 3/1	1 (7x) last Georgetown, 3/1/23
FGA	3 Holy Cross, 11/14	3 (2x) last Holy Cross, 11/14/22
3FG	1 Georgetown, 3/1	Same
3FGA	1 (3x) last Georgetown, 3/1	1 (10x) last Georgetown, 3/1/23
FT		
FTA		1 at #11 Providence, 2/26/22
Assists	1 (3x) last Georgetown, 3/1	1 (3x) last Georgetown, 3/1/23
Steals		1 Nebraska, 12/11/20
Blocks		
Minutes	4 (3x) last Georgetown, 3/1	5 Seton Hall, 1/6/21

### Sami Osmani's Career Statistics

Year	GP-GS	Min.-Avg.	FGM-A	Pct.	3FGM-A	Pct.	FTM-A	Pct.	Off-Def	Total	Avg.	PF-D	Ast.	TO	Blk.	Stl.	Pts. Avg.
2020-21	9-0	22-2.4	3-9	.333	0-4	.000	0-0	---	1-2	3	0.3	3-0	0	0	0	1	6 0.7
2021-22	8-0	13-1.6	0-5	.000	0-3	.000	0-1	.000	2-2	4	0.5	1-0	0	0	0	0	0 0.0
2022-23	9-0	25-2.8	4-7	..571	1-3	.333	0-0	---	3-4	7	0.8	2-0	4	0	0	0	9 1.0
Totals	26-0	60-2.3	7-21	.333	1-10	.100	0-1	000	6-8	14	0.5	6-0	4	0	0	1	15 0.6



#21 • Evan Young  
5-11 • 160 • G • Fr. • Alpine, Utah

- Had two points and an assist in his collegiate debut vs. North Dakota (Nov. 10).
  - Also dished an assist vs. Holy Cross (Nov. 14).
  - Buried first career three-point attempt vs. Georgetown (March 1).
  - Walk-on guard who won a state title in high school.
- Dished an assist in exhibition win vs. Drury (Oct. 30).
- Named *Provo Daily Herald's* 2022 Utah Valley Boys Basketball Player of the Year.
- First Utah prep product to appear in a Creighton game in more than 50 years.

#21 Evan Young's Game-by-Game Stats														
Opponent	Min	FG	Pct	3FG	Pct	FT	Pct	O-D-R	A	T	B	S	Pts.	
ST. THOMAS	Did			Not		Play								
NORTH DAKOTA	3	1-1	1.000	0-0	---	0-0	---	0-0-0	1	0	0	0	2	
HOLY CROSS	2	0-0	---	0-0	---	0-0	---	0-0-0	1	0	0	0	0	0
UC RIVERSIDE	2	0-0	---	0-0	---	0-0	---	0-0-0	0	0	0	0	0	0
#21 Texas Tech	Did			Not		Play								
#9 Arkansas	Did			Not		Play								
#14 Arizona	Did			Not		Play								
#2 Texas	Did			Not		Play								
NEBRASKA	Did			Not		Play								
BYU	Did			Not		Play								
Arizona State	Did			Not		Play								
Marquette	Did			Not		Play								
BUTLER	1	0-0	---	0-0	---	0-0	---	0-0-0	0	0	0	0	0	0
DEPAUL	Did			Not		Play								
SETON HALL	Did			Not		Play	--	Sick						
#4 Connecticut	Did			Not		Play								
#12 Xavier	Did			Not		Play								
#19 PROVIDENCE	Did			Not		Play								
Butler	1	0-0	---	0-0	---	0-0	---	0-0-0	0	0	0	0	0	0
ST. JOHN'S	2	0-0	---	0-0	---	0-0	---	0-0-0	0	0	0	0	0	0
#13 XAVIER	Did			Not		Play								
Georgetown	Did			Not		Play								
VILLANOVA	Did			Not		Play								
Seton Hall	Did			Not		Play								
#21 CONNECTICUT	Did			Not		Play								
#24 Providence	Did			Not		Play								
St. John's	Did			Not		Play								
#10 MARQUETTE	Did			Not		Play								
Villanova	Did			Not		Play								
GEORGETOWN	3	1-1	1.000	1-1	1.000	0-0	---	0-0-0	0	0	0	0	3	
DePaul	Did			Not		Play								

#21 Evan Young	SEASON				CAREER	
Points	3	Georgetown, 3/1			Same	
Rebounds						
FG	1 (2x)	last Georgetown, 3/1			1 (2x)	last Georgetown, 3/1/23
FGA	1 (2x)	last Georgetown, 3/1			1 (2x)	last Georgetown, 3/1/23
3FG						
3FGA						
FT						
FTA						
Assists	1 (2x)	last Holy Cross, 11/14			1 (2x)	last Holy Cross, 11/14/22
Steals						
Blocks						
Minutes	3 (2x)	last Georgetown, 3/1			3 (2x)	last Georgetown, 3/1/23

Evan Young's Career Statistics

Year	GP-GS	Min.-Avg.	FGM-A	Pct.	3FGM-A	Pct.	FTM-A	Pct.	Off-Def	Total	Avg.	PF-D	Ast.	TO	Blk.	Stl.	Pts.	Avg.
2022-23	7-0	14-2.0	2-2	1.000	1-1	1.000	0-0	---	0-0	0	0.0	1-0	2	0	0	0	5	0.7





## #23 • Trey Alexander

6-4 • 190 • G • So. • Oklahoma City, Okla.

- Honorable Mention All-BIG EAST pick.
- One of four players in CU history with multiple games of seven three-pointers, joining Ethan Wragge, Kyle Korver and Mitch Ballock.
- Only 16 turnovers in last 14 games (461 minutes).
- Scored career-high 32 points with career-high seven three-pointers in Christmas Day win vs. DePaul.

- Poured in 27 points in win vs. Villanova, including 4-4 free throws after CU fell behind with 34 seconds left (Feb. 4).
- Had 25 points in 23 minutes in win vs. Georgetown, making 7-of-10 three-pointers.
- Made 10-of-11 free throws and scored 20 points in win vs. No. 19 Providence (Jan. 14).
- Owned 12 points and career-high three blocked shots in season-opener vs. St. Thomas (Nov. 7).
- Made four three-pointers and scored 14 points in win vs. North Dakota (Nov. 10).
- Had 12 points and career-high nine rebounds in win vs. UC Riverside (Nov. 17), adding three assists and two steals.
- Scored in double-figures of all three games of the Maui Invitational (Nov. 21-23), including a season-high 17 points in win vs. No. 21 Texas Tech.
- Made first five shots and had 15 points and seven rebounds vs. No. 14 Arizona in title game of Maui Invitational.
- Recorded 17 points vs. BYU (Dec. 10), including eight points in late 12-0 run as CU retook the lead vs. the Cougars.
- Delivered a season-high eight assists in win at Seton Hall (Feb. 8).
- Led CU with 17 points in just 23 minutes vs. No. 21 UConn (Feb. 11).
- Scored 21 points and grabbed six rebounds in win at DePaul (March 4).
- Moved from back-up shooting guard to starting point guard last season when Ryan Nembhard was injured, averaging 11.6 points, 4.3 assists and 4.0 rebounds in 34.2 minutes during CU's final eight games.
- Scored career-high 18 points in NCAA Tourney debut vs. San Diego State, including game-tying basket in the final 15 seconds of regulation and the go-ahead bucket with 1:08 left in overtime.

#23 Trey Alexander's Game-by-Game Stats														
Opponent	Min	FG	Pct	3FG	Pct	FT	Pct	O-D-R	A	T	B	S	Pts.	
ST. THOMAS-	32	5-11	.455	1-5	.200	1-2	.500	1-2-3	0	0	3	1	12	
NORTH DAKOTA-	24	5-8	.625	4-6	.667	0-0	---	0-5-5	0	0	1	2	14	
HOLY CROSS-	21	3-6	.500	1-4	.250	0-0	---	1-2-3	1	3	0	1	7	
UC RIVERSIDE-	29	5-10	.500	0-0	---	2-2	1.000	2-7-9	3	1	1	2	12	
#21 Texas Tech-	34	5-6	.833	2-2	1.000	5-6	.833	0-2-2	3	4	1	1	17	
#9 Arkansas-	32	4-6	.667	0-0	---	4-5	.800	0-5-5	6	2	0	2	12	
#14 Arizona-	33	6-11	.545	1-3	.333	2-2	1.000	0-7-7	1	1	0	1	15	
#2 Texas-	33	0-8	.000	0-2	.000	4-4	1.000	1-4-5	4	2	0	0	4	
NEBRASKA-	32	3-12	.250	3-8	.375	0-0	---	0-5-5	0	1	0	1	9	
BYU-	35	3-12	.250	1-3	.333	10-12	.833	0-3-3	4	2	0	1	17	
Arizona State-	29	3-8	.375	2-3	.667	4-4	1.000	0-7-7	1	1	0	1	12	
Marquette-	29	2-6	.333	0-2	.000	0-0	---	0-2-2	1	4	2	0	4	
BUTLER-	29	2-7	.286	2-3	.667	2-4	.500	0-4-4	2	0	1	0	8	
DEPAUL-	35	11-16	.688	7-12	.583	3-5	.600	1-5-6	0	3	0	1	32	
SETON HALL-	28	5-10	.500	2-5	.400	3-3	1.000	0-7-7	6	1	1	1	15	
#4 Connecticut-	38	3-14	.214	0-2	.000	5-6	.833	2-4-6	2	1	0	0	11	
#12 Xavier-	35	5-8	.625	1-2	.500	5-6	.833	0-3-3	4	2	1	1	16	
#19 PROVIDENCE-	38	5-11	.455	0-3	.000	10-11	.909	0-6-6	3	0	0	1	20	
Butler-	26	5-10	.500	1-3	.333	0-0	---	0-3-3	3	0	0	1	12	
ST. JOHN'S-	26	5-10	.500	2-5	.400	0-0	---	0-3-3	3	0	0	1	12	
#13 XAVIER-	31	4-11	.364	2-5	.400	3-4	.750	0-0-0	2	0	0	0	13	
Georgetown-	37	5-15	.333	1-7	.143	0-1	.000	1-4-5	5	0	0	2	11	
VILLANOVA-	37	8-15	.533	5-9	.556	6-7	.857	0-3-3	2	2	0	1	27	
Seton Hall-	27	3-5	.600	1-2	.500	1-2	.500	0-3-3	8	2	0	2	8	
#21 CONNECTICUT-	23	6-8	.750	2-3	.667	3-5	.600	0-0-0	0	1	0	1	17	
#24 Providence-	49	7-11	.636	2-2	1.000	1-2	.500	0-6-6	1	1	1	0	17	
St. John's-	34	3-11	.273	1-5	.200	2-2	1.000	0-5-5	4	2	0	2	9	
#10 MARQUETTE-	35	3-9	.333	2-5	.400	0-0	---	1-6-7	5	3	0	0	8	
Villanova-	30	3-11	.273	1-5	.200	1-2	.500	0-4-4	2	0	0	1	8	
GEORGETOWN-	23	8-11	.727	7-10	.700	2-2	1.000	0-3-3	4	3	1	1	25	
DePaul-	35	8-14	.571	3-6	.500	2-2	1.000	0-6-6	2	2	1	2	21	

#23 Trey Alexander	SEASON	CAREER
Points	32 DePaul, 12/25	Same
Rebounds	9 UC Riverside, 11/17	Same
FG	11 DePaul, 12/25	Same
FGA	16 DePaul, 12/25	Same
3FG	7 (2x) last Georgetown, 3/1	7 (2x) last Georgetown, 3/1/23
3FGA	12 DePaul, 12/25	Same
FT	10 (2x) last #19 Providence, 1/14	10 (2x) last #19 Providence, 1/14/23
FTA	12 vs. BYU, 12/10	Same
Assists	8 at Seton Hall, 2/8	9 #3 Kansas, 3/19/22
Steals	2 (8x) last at DePaul, 3/4	3 DePaul, 1/22/22
Blocks	3 St. Thomas, 11/7	Same
Minutes	49 at #24 Providence (2OT), 2/14	Same

### Trey Alexander's Career Statistics

Year	GP-GS	Min.-Avg.	FGM-A	Pct.	3FGM-A	Pct.	FTM-A	Pct.	Off-Def	Total	Avg.	PF-D	Ast.	TO	Blk.	Stl.	Pts. Avg.
2021-22	35-13	933-26.7	89-211	.422	18-64	.281	63-77	.818	10-121	131	3.7	68-1	86	64	10	25	259 7.4
2022-23	31-31	979-31.6	143-311	.460	57-132	.432	81-101	.802	11-115	126	4.1	55-0	81	43	16	32	424 13.7
Totals	66-44	1912-29.0	232-522	.444	75-196	.383	144-178	.809	21-236	257	3.9	123-1	167	107	26	57	683 10.3



## #24 • Arthur Kaluma

### 6-7 • 225 • F • So. • Glendale, Ariz.

- Led CU with 17 points in season-opener vs. St. Thomas (Nov. 7). also grabbing eight rebounds.
- Had 12 points, seven rebounds, two steals and career-high four assists vs. UC Riverside (Nov. 17).
- Scored 18 points in win vs. No. 21 Texas Tech (Nov. 21).
- Scored career-high 27 points in just 26 minutes vs. BYU (Dec. 10).

- Contributed 15 points and seven rebounds vs. Arizona State (Dec. 12).
- Earned first double-double of the season with 14 points and 11 rebounds vs. Seton Hall (Jan. 3).
- Snagged 16 rebounds, CU's most since 2012, at No. 4 UConn (Jan. 7) while adding 14 points for his second double-double of the year.
- Scored game-high 20 points and added nine rebounds in win vs. No. 13 Xavier (Jan. 28).
- Dished career-high five assists and made three straight three-pointers in crunch time to lead CU to road win at St. John's (Feb. 18).
- Paced CU with 19 points and six rebounds at Villanova (Feb. 25).
- Celebrated 21st birthday with 13 points and seven rebounds in win vs. Georgetown (March 1).
- Named to Preseason All-BIG EAST Second Team in 2022-23 and one of 20 men on the preseason Karl Malone Award (Power Forward of the Year) Watch list.
- Named to BIG EAST's All-Freshman Team last year, when he averaged 10.4 points and 5.4 rebounds per game.
- Also named to BIG EAST's All-Tournament Team last year.
- Averaged 13.1 points and 6.3 rebounds in final nine games after missing four games in mid-February due to injury.
- Had 24 points and 12 rebounds in Second Round of NCAA Tournament against eventual national champion Kansas.
- Averaged 22.5 points and 5.5 rebounds per game for Uganda at the FIBA Basketball World Cup 2023 African Qualifiers.
- Creighton's highest-ranked recruit (No. 48 per 247Sports) of the Greg McDermott era.

#### #24 Arthur Kaluma's Game-by-Game Stats

Opponent	Min	FG	Pct	3FG	Pct	FT	Pct	O-D-R	A	T	B	S	Pts.
ST. THOMAS-	27	7-17	.412	1-7	.143	2-2	1.000	2-6-8	0	2	0	0	17
NORTH DAKOTA-	23	4-11	.364	1-2	.500	3-5	.600	2-4-6	0	0	0	0	12
HOLY CROSS-	19	5-8	.625	2-4	.500	1-3	.333	0-2-2	2	1	0	1	13
UC RIVERSIDE-	25	4-12	.333	2-6	.333	2-4	.500	3-4-7	4	1	0	2	12
#21 Texas Tech-	34	6-11	.545	2-4	.500	4-4	1.000	0-4-4	0	4	2	1	18
#9 Arkansas-	30	4-8	.500	0-1	.000	1-2	.500	2-4-6	2	6	1	2	9
#14 Arizona-	30	2-6	.333	0-2	.000	2-2	1.000	0-2-2	2	2	1	0	6
#2 Texas-	35	6-12	.500	1-5	.200	0-0	---	1-2-3	2	2	1	0	13
NEBRASKA-	29	0-8	.000	0-6	.000	2-2	1.000	2-3-5	2	1	0	0	2
BYU-	26	8-14	.571	4-7	.571	7-11	.636	1-2-3	2	3	1	0	27
Arizona State-	32	3-13	.231	3-6	.500	6-8	.750	2-5-7	0	2	0	1	15
Marquette-	28	4-7	.571	0-3	.000	4-4	1.000	0-5-5	1	1	0	0	12
BUTLER-	33	4-10	.400	2-3	.667	2-4	.500	1-5-6	2	3	0	0	12
DEPAUL-	27	3-6	.500	1-2	.500	1-3	.333	0-7-7	3	4	0	0	8
SETON HALL-	26	5-9	.556	2-3	.667	2-4	.500	3-8-11	1	3	1	0	14
#4 Connecticut-	39	5-16	.308	0-3	.000	4-7	.571	6-10-16	0	2	2	1	14
#12 Xavier-	33	5-9	.556	1-3	.333	0-0	---	2-7-9	0	3	2	1	11
#19 PROVIDENCE-	26	4-8	.500	0-1	.000	1-1	1.000	1-2-3	2	1	0	2	9
Butler-	31	3-7	.429	0-1	.000	3-3	1.000	2-5-7	0	3	1	1	9
ST. JOHN'S-	23	4-6	.667	0-0	---	6-6	1.000	2-3-5	0	1	0	0	14
#13 XAVIER-	35	7-16	.438	2-5	.400	4-4	1.000	4-5-9	3	0	2	0	20
Georgetown-	35	4-12	.333	1-5	.200	3-4	.750	2-6-8	1	2	1	0	12
VILLANOVA-	33	1-8	.125	1-5	.200	5-7	.714	1-7-8	2	4	0	2	8
Seton Hall-	32	4-5	.800	1-1	1.000	2-3	.667	0-7-7	2	3	0	0	11
#21 CONNECTICUT-	26	0-6	.000	0-3	.000	2-2	1.000	0-6-6	2	3	0	2	2
#24 Providence-	47	6-14	.429	1-4	.250	4-5	.800	0-3-3	0	2	0	1	17
St. John's-	25	5-11	.455	3-6	.500	0-0	---	3-3-6	5	4	0	1	13
#10 MARQUETTE-	16	1-6	.167	0-2	.000	0-0	---	2-1-3	1	1	0	0	2
Villanova-	29	5-11	.455	3-7	.429	6-7	.857	3-3-6	3	0	1	0	19
GEORGETOWN-	21	5-10	.500	2-3	.667	1-4	.250	3-4-7	1	0	0	0	13
DePaul-	32	1-6	.167	0-2	.000	2-3	.667	1-4-5	3	2	1	0	4

#24 Arthur Kaluma	SEASON	CAREER
Points	27 vs. BYU, 12/10	Same
Rebounds	16 at #4 UConn, 1/7	Same
FG	8 vs. BYU, 12/10	8 (2x) last vs. BYU, 12/10/22
FGA	17 St. Thomas, 11/7	Same
3FG	4 vs. BYU, 12/10	4 (3x) last vs. BYU, 12/10/22
3FGA	7 (3x) last at Villanova, 2/25	10 vs. #3 Kansas, 3/19/22
FT	7 vs. BYU, 12/10	Same
FTA	11 vs. BYU, 12/10	Same
Assists	5 at St. John's, 2/18	Same
Steals	2 (5x) last #21 Connecticut, 2/11	2 (6x) last #21 Connecticut, 2/11/23
Blocks	2 (3x) last at #12 Xavier, 1/11	4 Arkansas-Pine Bluff, 11/9/21
Minutes	47 at #24 Providence (2OT), 2/14	Same

### Arthur Kaluma's Career Statistics

Year	GP-GS	Min.-Avg.	FGM-A	Pct.	3FGM-A	Pct.	FTM-A	Pct.	Off-Def	Total	Avg.	PF-D	Ast.	TO	Blk.	Stl.	Pts. Avg.
2021-22	31-30	830-26.8	124-279	.444	27-102	.265	47-70	.671	36-130	166	5.4	78-2	40	79	18	19	322 10.4
2022-23	31-31	907-29.3	125-303	.413	36-112	.321	82-114	.719	51-140	191	6.2	67-1	49	66	17	18	368 11.9
Totals	62-61	1737-28.0	249-582	.428	63-214	.294	129-184	.701	87-270	357	5.8	145-3	89	145	35	37	690 11.1



## #33 • Fredrick King

6-10 • 234 • C • Fr. • Mangrove Cay, Andros, Bahamas

- BIG EAST Freshman of the Week on Dec. 19 after averaging 16.0 ppg., 10.5 rpg. and 4.0 bpg. on 84.2 percent shooting from the floor.
- Made 29-46 shots in BIG EAST play (14 dunks), and was 9-for-9 with eight dunks against Marquette.
- Made collegiate debut with five points, two rebounds and a block vs. St. Thomas (Nov. 7).

- Had eight points, eight rebounds and a block vs. North Dakota (Nov. 10).
- Finished with nine points and five rebounds in 17 minutes vs. Holy Cross (Nov. 14).
- Had four points and four rebounds in win vs. No. 21 Texas Tech (Nov. 21).
- Had four points and three blocked shots vs. BYU (Dec. 10), as he became CU's first true freshman to start a game at center since 2008, and has since become first true freshman to make multiple starts at center since 1995.
- In second start, had career-highs with 16 points, 11 rebounds and five blocked shots vs. Arizona State (Dec. 12). He's one of 7 true freshmen with a 16/11/5 line and no turnovers since 2010, joining the likes of Chet Holmgren, Anthony Davis, Armando Bacot and Mo Bamba.
- Shot 8-for-8 with seven dunks while making BIG EAST debut with 16 points, 10 rebounds and three blocks at Marquette (Dec. 16).
- Had eight points and three rebounds in eight minutes at Butler (Jan. 17).
- Recorded seven points and four rebounds on 3-of-3 shooting vs. St. John's (Jan. 25).
- Had six points and three rebounds in seven minutes at Villanova (Feb. 25).
- Had four points, five rebounds and an assist vs. Georgetown (March 1).
- With Ryan Kalkbrenner in foul trouble, had nine points and four rebounds in 13 minutes of road win at DePaul (March 4).
- Became first CU freshman with consecutive double-doubles since Doug McDermott in 2011.
- Creighton's second player ever from the Bahamas, joining Livan Pyfrom (1999-01).
- Made his CU debut with 10 points, six rebounds and a pair of swats in 16 minutes of exhibition win vs. Drury (Oct. 30).
- First Bluejay to wear No. 33 since Bob Portman (1966-69) after Portman granted permission for King to wear his retired jersey number.

### #33 Fredrick King's Game-by-Game Stats

Opponent	Min	FG	Pct	3FG	Pct	FT	Pct	O-D-R	A	T	B	S	Pts.
ST. THOMAS	9	1-3	.333	0-0	---	3-4	.750	1-1-2	0	0	1	0	5
NORTH DAKOTA	14	4-7	.571	0-0	---	0-0	---	4-4-8	0	4	1	0	8
HOLY CROSS	17	3-4	.750	0-0	---	3-8	.375	2-3-5	0	1	0	0	9
UC RIVERSIDE	9	3-4	.750	0-0	---	2-3	.667	0-2-2	0	1	2	0	8
#21 Texas Tech	9	2-2	1.000	0-0	---	0-0	---	1-3-4	0	0	1	0	4
#9 Arkansas	2	0-1	.000	0-0	---	0-0	---	0-1-1	0	0	0	0	0
#14 Arizona	5	0-3	.000	0-0	---	0-0	---	0-1-1	0	0	0	0	0
#2 Texas	4	0-0	---	0-0	---	0-0	---	0-1-1	0	0	1	1	0
NEBRASKA	5	0-1	.000	0-0	---	0-0	---	1-0-1	0	0	0	0	0
BYU-	18	2-3	.667	0-0	---	0-0	---	0-0-0	1	2	3	0	4
Arizona State-	26	8-11	.727	0-0	---	0-0	---	5-6-11	1	0	5	0	16
Marquette	28	8-8	1.000	0-0	---	0-0	---	3-7-10	1	1	3	0	16
BUTLER	10	3-3	1.000	0-0	---	3-4	.750	2-3-5	0	3	2	1	9
DEPAUL	11	0-1	.000	0-0	---	0-0	---	0-2-2	0	0	1	0	0
SETON HALL	13	1-2	.500	0-0	---	0-0	---	2-1-3	0	0	1	0	2
#4 Connecticut	7	0-2	.000	0-0	---	0-0	---	1-0-1	0	0	0	0	0
#12 Xavier	3	0-0	---	0-0	---	0-0	---	0-0-0	0	0	0	0	0
#19 PROVIDENCE	4	0-1	.000	0-0	---	0-0	---	0-0-0	0	0	0	0	0
Butler	8	4-7	.571	0-0	---	0-0	---	5-6-11	1	0	5	0	8
ST. JOHN'S	13	3-3	1.000	0-0	---	1-2	.500	1-3-4	0	0	0	0	7
#13 XAVIER	7	2-2	1.000	0-0	---	0-0	---	1-0-1	1	0	1	0	4
Georgetown	7	0-1	.000	0-0	---	0-0	---	1-1-2	0	1	1	0	0
VILLANOVA	2	0-1	.000	0-0	---	0-0	---	2-0-2	0	0	0	0	0
Seton Hall	4	0-1	.000	0-0	---	0-0	---	1-0-1	0	0	1	0	0
#21 CONNECTICUT	4	0-0	---	0-0	---	1-2	.500	0-1-1	0	0	0	0	1
#24 Providence	5	0-0	---	0-0	---	2-2	1.000	0-0-0	0	1	1	0	2
St. John's	3	0-0	---	0-0	---	0-0	---	0-0-0	0	0	0	0	0
#10 MARQUETTE	5	1-1	1.000	0-0	---	0-0	---	1-0-1	0	1	0	0	2
Villanova	7	2-4	.500	0-0	---	2-3	.667	2-1-3	0	0	0	0	6
GEORGETOWN	15	1-3	.333	0-0	---	2-2	1.000	2-3-5	1	1	0	0	4
DePaul	13	4-6	.667	0-0	---	1-2	.500	2-2-4	0	2	0	0	9

#33 Fredrick King	SEASON	CAREER
Points	16 (2x) last at Marquette, 12/16	16 (2x) last at Marquette, 12/16/22
Rebounds	11 vs. Arizona State, 12/12	Same
FG	8 (2x) last at Marquette, 12/16	8 (2x) last at Marquette, 12/16/22
FGA	11 vs. Arizona State, 12/12	Same
3FG		
3FGA		
FT	3 (2x) last Holy Cross, 11/14	3 (2x) last Holy Cross, 11/14/22
FTA	8 Holy Cross, 11/14	Same
Assists	1 (5x) last Georgetown, 3/1	1 (5x) last Georgetown, 3/1/23
Steals	1 (2x) last Butler, 12/22	1 (2x) last Butler, 12/22/22
Blocks	5 vs. Arizona State, 12/12	Same
Minutes	28 at Marquette, 12/16	Same

### Fredrick King's Career Statistics

Year	GP-GS	Min.-Avg.	FGM-A	Pct.	3FGM-A	Pct.	FTM-A	Pct.	Off-Def	Total	Avg.	PF-D	Ast.	TO	Blk.	Stl.	Pts. Avg.
2022-23	31-3	287-9.3	52-85	.612	0-0	---	20-32	.625	35-49	84	2.7	41-0	5	18	26	2	124 4.0





## #55 • Baylor Scheierman

6-7 • 205 • G • Sr. • Aurora, Neb.

- Honorable Mention All-BIG EAST choice.
- One of 50 players on the Preseason Watch List for the John R. Wooden Award.
- Ranks 12th nationally in defensive rebounds per game and 28th in double-doubles.
- His 228 defensive rebounds are the most by a Bluejay in more than 30 years.

- Has made multiple three-pointers in all but six of his last 41 games and at least one trey in last 41 contests.
- His 31 straight games with a three-pointer is tied for the second-longest streak in CU history.
- His 12 double-doubles are the most by any Bluejay since 1990-91.
- Became just CU's third player since 1980 to debut with a double-double when he had 11 points and 10 rebounds vs. St. Thomas (Nov. 7).
- Had eight points, 10 rebounds and four assists vs. North Dakota (Nov. 10).
- Made 7-10 shots, including 3-of-4 trifectas, while scoring 17 points in win vs. UC Riverside (Nov. 17).
- Had double-doubles at Maui Invitational against both No. 21 Texas Tech (11 points, 12 rebounds on Nov. 21) and No. 14 Arizona (11 points, 11 rebounds on Nov. 23).
- Scored 20 points in win vs. No. 9 Arkansas (Nov. 22).
- Recorded 13 points and 11 rebounds at #2 Texas (Dec. 1).
- First Bluejay with four straight double-doubles (Nov. 23-Dec. 10) since Doug McDermott in 2011.
- Owned 18 points and eight rebounds vs. Arizona State (Dec. 12).
- Had 14 points and 11 rebounds in BIG EAST debut at Marquette (Dec. ca two-time All-Conference pick and named Summit League Player of the Year in 2021-22).
- Led CU with 18 points and season-high 13 rebounds vs. No. 10 Marquette (Feb. 21).
- Hasn't decided on a return yet, but had 13 points, 13 rebounds and five assists in Senior Day win vs. Georgetown (March 1).
- Led the Summit League in rebounding and assists while also averaging 16.2 points per game and shot 46.9 percent from three-point range.
- Owned 25 career games with 10+ rebounds at SDSU.
- Approached a triple-double in his exhibition debut vs. Drury, finishing with 14 points, 10 rebounds and seven assists in just 18 minutes of work (Oct. 30).
- Threw for nearly 4,000 yards and 59 touchdowns (and ran for 8 more) in 2018 to lead Aurora HS to the Nebraska State Class C1 State Football Championship.

#55 Baylor Scheierman's Game-by-Game Stats															
Opponent	Min	FG	Pct	3FG	Pct	FT	Pct	O-D-R	A	T	B	S	Pts.		
ST. THOMAS-	34	4-9	.444	3-8	.375	0-0	---	3-7-10	3	2	1	1	11		
NORTH DAKOTA-	25	3-11	.273	2-5	.400	0-0	---	4-6-10	4	1	0	2	8		
HOLY CROSS-	19	2-8	.250	2-7	.286	0-0	---	0-9-9	1	0	0	0	6		
UC RIVERSIDE-	26	7-10	.700	3-4	.750	0-0	---	1-5-6	0	0	0	0	17		
#21 Texas Tech-	30	4-10	.400	3-7	.429	0-0	---	1-11-12	3	2	0	1	11		
#9 Arkansas-	39	7-10	.700	3-5	.600	3-4	.750	0-7-7	3	2	0	0	20		
#14 Arizona-	32	4-10	.400	3-7	.429	0-0	---	0-11-11	4	2	0	0	3		
#2 Texas-	33	4-14	.286	3-13	.231	2-3	.667	0-11-11	0	0	1	0	13		
NEBRASKA-	33	4-12	.333	2-9	.222	0-1	.000	1-10-11	5	3	0	4	10		
BYU-	33	3-11	.273	2-6	.333	5-6	.833	1-10-11	1	2	1	0	13		
Arizona State-	39	6-10	.600	3-5	.600	3-5	.600	1-7-8	3	1	0	0	18		
Marquette-	36	6-15	.400	2-6	.333	0-0	---	0-11-11	4	3	0	2	14		
BUTLER-	36	6-9	.667	2-5	.400	0-0	---	1-7-8	4	6	3	3	14		
DEPAUL-	30	4-8	.500	3-6	.500	3-4	.750	2-8-10	3	2	0	1	14		
SETON HALL-	24	2-6	.333	2-5	.400	0-0	---	0-4-3	5	1	0	0	6		
#4 Connecticut-	36	4-10	.400	1-7	.143	2-2	1.000	1-8-9	3	1	0	0	11		
#12 Xavier-	37	10-18	.556	4-7	.571	1-1	1.000	0-4-4	5	3	0	2	25		
#19 PROVIDENCE-	32	8-13	.615	3-6	.500	0-0	---	0-7-7	3	2	0	0	19		
Butler-	32	4-8	.500	2-3	.667	2-2	1.000	1-2-3	3	1	0	0	12		
ST. JOHN'S-	30	5-12	.417	3-7	.429	4-4	1.000	2-8-10	6	2	0	2	17		
#13 XAVIER-	33	6-10	.600	2-6	.333	0-0	---	0-4-4	2	4	0	1	14		
Georgetown-	34	3-10	.300	3-8	.375	1-2	.500	1-10-11	1	1	0	2	10		
VILLANOVA-	38	1-6	.167	1-5	.200	2-2	1.000	0-4-3	3	1	0	0	5		
Seton Hall-	39	6-12	.500	5-10	.500	2-2	1.000	0-9-9	1	6	0	1	19		
#21 CONNECTICUT-	38	4-10	.400	1-3	.333	2-2	1.000	1-8-9	1	2	0	1	11		
#24 Providence-	47	4-15	.267	2-12	.167	2-2	1.000	1-4-5	6	4	1	0	12		
St. John's-	31	1-11	.091	1-7	.143	4-4	1.000	1-4-5	3	5	0	2	7		
#10 MARQUETTE-	34	7-16	.438	3-11	.273	1-2	.500	1-12-13	2	2	0	2	18		
Villanova-	30	3-7	.429	1-4	.250	3-4	.750	0-3-3	3	2	0	0	10		
GEORGETOWN-	22	4-6	.667	3-5	.600	2-3	.667	1-12-13	5	0	0	0	13		
DePaul-	30	1-4	.250	1-3	.333	2-2	1.000	4-6-10	4	4	0	3	5		

#55 Baylor Scheierman SEASON				CAREER (includes SDSU)	
Points	25	at #12 Xavier, 1/11		28	vs. Oral Roberts, 3/8/21
Rebounds	13 (2x)	last Georgetown, 3/1		18	at Alabama, 11/12/21
FG	10	at #12 Xavier, 1/11		10 (2x)	last at #12 Xavier, 1/11/23
FGA	18	at #12 Xavier, 1/11		22	at Oral Roberts, 2/24/22
3FG	5	at Seton Hall, 2/8		6	at Omaha, 1/13/22
3FGA	13	at #2 Texas, 12/1		Same	
FT	5	vs. BYU, 12/10		8 (2x)	last North Dakota State, 1/29/22
FTA	6	vs. BYU, 12/10		9 (4x)	last at South Dakota, 2/5/22
Assists	6 (2)	last at #24 Providence (2OT), 2/14		9 (2x)	at Denver, 2/10/22
Steals	4	Nebraska, 12/4		4 (2x)	last Nebraska, 12/4/22
Blocks	3	Butler, 12/22		Same	
Minutes	47	at #24 Providence (2OT), 2/14		Same	

## Baylor Scheierman's Career Statistics

Year	GP-GS	Min.-Avg.	FGM-A	Pct.	3FGM-A	Pct.	FTM-A	Pct.	Off-Def	Total	Avg.	PF-D	Ast.	TO	Blk.	Stl.	Pts.	Avg.
2019-20 (SDSU)	32-3	646-20.2	70-164	.427	19-77	.247	32-48	.667	25-124	149	4.7	71-2	71	64	6	12	191	6.0
2020-21 (SDSU)	23-23	811-35.3	119-239	.498	57-130	.438	60-71	.845	13-199	212	9.2	28-0	91	45	4	24	355	15.4
2021-22 (SDSU)	35-35	1164-33.3	194-382	.508	83-177	.469	97-121	.802	17-257	274	7.8	70-0	158	68	5	47	568	16.2
SDSU Totals	90-61	2621-29.1	383-785	.488	159-384	.414	189-240	.788	55-580	635	7.1	169-2	320	177	15	83	1114	12.4
2022-23	31-31	1012-32.6	137-321	.427	74-202	.366	46-57	.807	29-228	257	8.3	68-1	96	67	7	37	394	12.7
Totals (ALL)	121-92	3633-30.0	520-1106	.470	233-586	.398	235-297	.791	84-808	892	7.4	237-3	416	244	22	120	1508	12.5

## #0 • Jasen Green

6-8 • 225 • F • Fr. • Omaha, Neb.



- True freshman forward who provides frontcourt depth, but is expected to redshirt.
- Owned five rebounds, two points and two assists in 10 minutes of exhibition win vs. Drury (Oct. 30).
- Won a pair of state titles at Millard North High School.
- The latest in a long line of Omaha-area natives to play for Creighton, joining Shereef Mitchell, Khyri Thomas, Justin Patton, Josh Jones, Antoine Young and Josh Dotzler among others.

Thomas, Justin Patton, Josh Jones, Antoine Young and Josh Dotzler among others.

## #22 • Devin Davis

6-0 • 180 • G • Jr. • Chicago, Ill.



- Walk-on guard in his third year at Creighton, but has not suited up yet this season.
- Returned to team in mid-January after not participating in team activities during fall semester.
- Appeared in 24 games as a reserve in his first two years, contributing five points, two rebounds, one assist and one steal.

#22 Devin Davis	SEASON	CAREER
Points	3	vs. #11 Providence, 3/11/22
Rebounds	1 (2x)	last at Butler, 1/26/22
FG	1 (2x)	last vs. #11 Providence, 3/11/22
FGA	2	Nebraska, 12/11/20
3FG	1	vs. #11 Providence, 3/11/22
3FGA	1 (6x)	last vs. #11 Providence, 3/11/22
FT		
FTA		
Assists	1	DePaul, 2/24/21
Steals	1	DePaul, 2/24/21
Blocks		
Minutes	4 (2x)	last vs. #11 Providence, 3/11/22

## #15 • John Christofilis

6-3 • 195 • G • So. • Seattle, Wash.



- Expected to redshirt in 2022-23.
- Reserve shooting guard who played in 13 games last season before suffering a season-ending foot injury.
- Scored eight points on 3-of-5 shooting and snared three rebounds in exhibition win vs. Drury (Oct. 30).
- High school teammate of Paolo Banchemo.

#15 John Christofilis	SEASON	CAREER
Points	3	vs. Southern Illinois, 11/22/21
Rebounds	1 (3x)	last #9 Villanova, 12/17/21
FG	1 (2x)	last North Dakota St., 11/30/21
FGA	3	St. John's, 1/19/22
3FG	1	vs. Southern Illinois, 11/22/21
3FGA	2 (2x)	last at #19 Villanova, 1/5/22
FT		
FTA		
Assists		
Steals		
Blocks		
Minutes	8 (2X)	last North Dakota St., 11/30/21

### Devin Davis' Career Statistics

Year	GP-GS	Min.-Avg.	FGM-A	Pct.	3FGM-A	Pct.	FTM-A	Pct.	Off-Def	Total	Avg.	PF-D	Ast.	TO	Blk.	Stl.	Pts.	Avg.
2020-21	9-0	15-1.7	1-6	.167	0-3	.000	0-0	---	0-0	0	0.0	1-0	1	1	0	1	2	0.2
2021-22	15-0	17-1.1	1-4	.250	1-3	.333	0-0	---	2-0	2	0.1	3-0	0	0	0	0	3	0.2
Totals	24-0	32-1.3	2-10	.200	1-6	.167	0-0	---	2-0	2	0.1	4-0	1	1	0	1	5	0.2

### John Christofilis' Career Statistics

Year	GP-GS	Min.-Avg.	FGM-A	Pct.	3FGM-A	Pct.	FTM-A	Pct.	Off-Def	Total	Avg.	PF-D	Ast.	TO	Blk.	Stl.	Pts.	Avg.
2021-22	13-0	52-4.0	3-15	.200	1-11	.091	0-0	---	1-3	4	0.3	0-0	0	0	0	0	7	0.5





GAME 7													#10 Creighton (6-1) #14 Arizona (6-0)	79 81
Nov. 23, 2022													Lahaina Civic Center	Maui, Hawaii
<b>Defining Moment:</b> After a 12-2 Bluejay run trimmed Arizona's lead to three, the Wildcats fouled CU with 2.0 seconds left rather than allow a potential tying three-pointer. <b>Key Stat:</b> Oumar Ballo was named MVP of the Maui Invitational after 30 points and 13 rebounds on 14-of-17 shooting, helping the Wildcats outscore CU 48-24 in the paint.														
#10 CREIGHTON	fg-a	3fg-a	ft-a	reb	pf	pts	ast	to	blk	stl	min			
Arthur Kaluma .....	2-6	0-2	2-2	2	1	6	2	2	1	0	30			
Ryan Kalkbrenner .....	5-8	1-3	5-6	5	1	16	1	1	2	2	35			
Ryan Nembhard .....	6-13	2-4	6-8	1	3	20	6	3	0	1	34			
Trey Alexander .....	6-11	1-3	2-2	7	1	15	1	1	0	1	33			
Baylor Scheierman .....	4-10	3-7	0-0	11	3	11	4	2	0	3	32			
Shereef Mitchell .....	0-1	0-0	0-0	0	0	0	0	0	0	0	4			
Francisco Farabello .....	1-3	0-2	0-1	1	0	2	1	0	0	1	17			
Mason Miller .....	3-4	0-0	0-0	1	9	0	0	0	0	0	10			
Fredrick King .....	0-3	0-0	0-0	1	1	0	0	0	0	0	5			
Team Rebounds .....				1										
<b>Totals .....</b>	<b>27-59</b>	<b>10-25</b>	<b>15-19</b>	<b>29</b>	<b>11</b>	<b>79</b>	<b>15</b>	<b>9</b>	<b>3</b>	<b>8</b>	<b>200</b>			
	.458	.400	.789											
#14 ARIZONA	fg-a	3fg-a	ft-a	reb	pf	pts	ast	to	blk	stl	min			
Azuolas Tubelis .....	6-10	0-0	0-0	7	4	12	2	1	0	1	24			
Oumar Ballo .....	14-17	0-0	2-5	13	3	30	0	2	1	0	30			
Courtney Ramey .....	4-12	2-6	0-0	4	2	10	5	3	0	2	36			
Pelle Larsson .....	2-4	1-2	0-0	4	4	5	2	4	1	1	21			
Kerr Kriisa .....	6-14	1-4	0-0	3	4	13	9	1	0	1	33			
Adama Bal .....	1-3	0-1	0-0	0	0	2	0	0	0	0	15			
Kylan Boswell .....	0-0	0-0	0-0	0	0	0	0	0	0	1	4			
Henri Veesaar .....	1-3	0-1	0-0	2	1	2	0	0	2	1	10			
Cedric Henderson .....	2-5	1-2	2-2	3	0	7	3	1	0	0	27			
Team Rebounds .....				2						1				
<b>Totals .....</b>	<b>36-68</b>	<b>5-16</b>	<b>4-7</b>	<b>38</b>	<b>18</b>	<b>81</b>	<b>21</b>	<b>13</b>	<b>4</b>	<b>7</b>	<b>200</b>			
	.529	.313	.571											
<b>Officials:</b> Lee Cassell, Brent Hampton, Verne Harris <b>Technical Fouls:</b> None. <b>Attendance:</b> 2,400 (sold out) <b>Team</b> <b>1st</b> <b>2nd</b> <b>Total</b> <b>1stFG%</b> <b>2ndFG%</b> <b>Total%</b> <b>Deadball</b> #10 Creighton    30    49            79            .385            .515            .458            1 #14 Arizona      39    42            81            .444            .625            .529            2,1														

GAME 8													#7 Creighton (6-2) #2 Texas (6-0)	67 72
Dec. 1, 2022													Moody Center	Austin, Texas
<b>Defining Moment:</b> Texas went on a 10-0 run midway through the second half to pull away from Creighton, then held off a late comeback as CU got within three in the final minute. <b>Key Stat:</b> Creighton started the game 1-for-22 from three-point range and finished 4-for-27 from deep.														
#7 CREIGHTON	fg-a	3fg-a	ft-a	reb	pf	pts	ast	to	blk	stl	min			
Arthur Kaluma .....	6-12	1-5	0-0	3	3	13	2	2	1	0	35			
Ryan Kalkbrenner .....	9-10	0-0	2-4	13	0	20	0	3	2	0	34			
Ryan Nembhard .....	8-16	0-4	1-1	4	1	17	6	0	0	1	36			
Trey Alexander .....	0-8	0-2	4-4	5	3	4	2	0	0	0	33			
Baylor Scheierman .....	4-14	3-13	2-3	11	3	13	0	0	1	0	33			
Shereef Mitchell .....	0-1	0-0	0-0	2	1	0	0	1	0	0	7			
Francisco Farabello .....	0-3	0-2	0-0	0	0	0	0	0	0	1	13			
Mason Miller .....	0-2	0-1	0-2	1	0	0	0	0	0	0	5			
Fredrick King .....	0-0	0-0	0-0	1	0	0	0	0	1	1	4			
Team Rebounds .....				4										
<b>Totals .....</b>	<b>27-66</b>	<b>4-27</b>	<b>9-14</b>	<b>44</b>	<b>11</b>	<b>67</b>	<b>12</b>	<b>8</b>	<b>5</b>	<b>3</b>	<b>200</b>			
	.409	.148	.643											
#2 TEXAS	fg-a	3fg-a	ft-a	reb	pf	pts	ast	to	blk	stl	min			
Timmy Allen .....	5-10	0-1	1-3	7	3	11	4	1	0	0	26			
Dylan Disu .....	2-3	0-0	0-0	5	2	4	0	0	0	0	16			
Dillon Mitchell .....	5-8	0-0	0-0	3	1	10	0	0	0	1	20			
Tyrese Hunter .....	7-15	1-4	0-0	3	2	15	2	1	0	1	34			
Marcus Carr .....	7-20	2-5	3-3	5	0	19	5	0	0	0	33			
Arterio Morris .....	0-1	0-1	0-0	2	0	0	1	0	1	1	12			
Sir Jabari Rice .....	2-9	1-6	0-0	4	2	5	1	1	2	0	26			
Brock Cunningham .....	0-2	0-1	2-2	4	1	2	1	0	0	0	17			
Christian Bishop .....	3-6	0-1	0-0	4	1	6	1	0	0	0	16			
Team Rebounds .....				5										
<b>Totals .....</b>	<b>31-74</b>	<b>4-19</b>	<b>6-8</b>	<b>42</b>	<b>12</b>	<b>72</b>	<b>15</b>	<b>3</b>	<b>3</b>	<b>3</b>	<b>200</b>			
	.419	.211	.750											
<b>Officials:</b> James Breeding, Mike Roberts, Kipp Kissinger <b>Technical Fouls:</b> None. <b>Attendance:</b> 10,896 (sold out) <b>Team</b> <b>1st</b> <b>2nd</b> <b>Total</b> <b>1stFG%</b> <b>2ndFG%</b> <b>Total%</b> <b>Deadball</b> #7 Creighton    27    40            67            .393            .421            .409            3 #2 Texas        32    40            72            .417            .421            .419            0														

GAME 9													Nebraska (6-3) #7 Creighton (6-3)	63 53
Dec. 4, 2022													CHI Health Center Omaha	Omaha, Neb.
<b>Defining Moment:</b> Nebraska scored on its final possession of the first half and on its first three trips of the second half to take a 31-23 lead it would never surrender. <b>Key Stat:</b> Creighton's 13-game regular-season home win streak vs. Nebraska was snapped.														
NEBRASKA	fg-a	3fg-a	ft-a	reb	pf	pts	ast	to	blk	stl	min			
Juwan Gary .....	5-5	1-1	1-2	9	0	12	1	1	0	1	35			
Derrick Walker .....	11-16	0-0	0-0	8	3	22	2	3	0	0	23			
C.J. Wilcher .....	1-7	0-5	0-0	4	1	2	1	4	0	1	34			
Sam Griesel .....	7-13	1-1	3-5	12	2	18	7	2	0	2	39			
Emmanuel Boudoumel .....	2-6	0-2	0-0	5	0	4	0	2	0	3	35			
Denim Dawson .....	0-0	0-0	0-0	0	0	0	0	0	0	0	0+			
Blaise Keita .....	0-1	0-0	0-0	1	0	0	0	0	0	0	7			
Keisel Tominaga .....	1-5	0-0	0-0	0	1	2	1	0	0	1	14			
Wilhelm Breidenbach .....	1-6	1-3	0-0	0	2	3	0	1	1	0	13			
Team Rebounds .....				3										
<b>Totals .....</b>	<b>28-59</b>	<b>3-12</b>	<b>4-7</b>	<b>42</b>	<b>9</b>	<b>63</b>	<b>12</b>	<b>13</b>	<b>1</b>	<b>8</b>	<b>200</b>			
	.475	.250	.571											
#7 CREIGHTON	fg-a	3fg-a	ft-a	reb	pf	pts	ast	to	blk	stl	min			
Arthur Kaluma .....	0-8	0-6	2-2	5	3	2	2	1	0	0	29			
Ryan Kalkbrenner .....	5-8	0-1	0-1	10	0	10	2	2	1	1	32			
Ryan Nembhard .....	3-13	0-6	0-0	2	2	6	4	4	1	1	37			
Trey Alexander .....	3-12	3-8	0-0	5	2	9	0	1	0	1	32			
Baylor Scheierman .....	4-12	2-9	0-1	11	2	10	5	3	0	4	33			
Shereef Mitchell .....	0-0	0-0	0-0	0	0	0	1	1	0	1	3			
Francisco Farabello .....	5-10	5-9	1-1	1	0	16	0	1	0	1	22			
Mason Miller .....	0-1	0-1	0-0	0	0	0	1	1	0	0	7			
Fredrick King .....	0-1	0-0	0-0	1	1	0	0	0	0	0	5			
Team Rebounds .....				2						1				
<b>Totals .....</b>	<b>20-65</b>	<b>10-40</b>	<b>3-5</b>	<b>37</b>	<b>10</b>	<b>53</b>	<b>15</b>	<b>15</b>	<b>2</b>	<b>9</b>	<b>200</b>			
	.308	.250	.600											
<b>Officials:</b> Bert Smith, Earl Walton, Roger Ayers <b>Technical Fouls:</b> None. <b>Attendance:</b> 17,352 (sold out) <b>Team</b> <b>1st</b> <b>2nd</b> <b>Total</b> <b>1stFG%</b> <b>2ndFG%</b> <b>Total%</b> <b>Deadball</b> Nebraska        25    38            63            .423            .515            .475            2 #7 Creighton    23    30            53            .258            .353            .308            0														

GAME 10				#21 Creighton (6-4) BYU (6-5)				80 83			
Dec. 10, 2022		Michelob ULTRA Arena				Las Vegas, Nev.					
<b>Defining Moment:</b> After Creighton's 12-0 run to take an 80-79 lead with 26 seconds left, BYU freshman guard Dallin Hall scored the game's final four points, including a go-ahead tip-in of his own miss with 12.6 seconds left.											
<b>Key Stat:</b> Playing without Ryan Kalkbrenner (non-COVID illness), Creighton was outrebounded 50-29 and outscored 21-15 in second chance points.											
#21 CREIGHTON	fg-a	3fg-a	ft-a	reb	pf	pts	ast	to	blk	stl	min
Arthur Kaluma .....	8-14	4-7	7-11	3	5	27	2	3	1	0	26
Fredrick King .....	2-3	0-0	0-0	0	1	4	1	2	3	0	18
Ryan Nembhard .....	5-11	1-4	0-0	5	3	11	7	3	0	1	37
Trey Alexander .....	3-12	1-3	10-12	3	2	17	4	2	0	1	35
Baylor Scheierman .....	3-11	2-6	5-6	11	2	13	1	2	1	0	33
Ben Shtolzberg .....	0-2	0-1	0-0	1	1	0	0	0	0	1	8
Shereef Mitchell .....	0-2	0-1	0-0	0	2	0	0	0	0	1	7
Francisco Farabello .....	2-2	2-2	0-1	2	3	6	3	1	0	1	22
Zander Yates .....	0-3	0-3	2-2	2	1	2	0	0	0	1	8
Mason Miller .....	0-0	0-0	0-0	0	1	0	0	0	0	0	6
Team Rebounds .....				2							
Totals .....	23-60	10-27	24-32	29	21	80	18	13	5	6	200
	.383	.370	.745								
BYU	fg-a	3fg-a	ft-a	reb	pf	pts	ast	to	blk	stl	min
Noah Waterman .....	2-3	1-2	0-2	8	3	5	2	0	0	0	18
Gideon George .....	4-8	1-4	2-2	6	5	11	1	5	0	3	23
Fouseynji Traore .....	5-10	0-0	1-1	12	2	11	2	2	0	0	21
Jaxson Robinson .....	4-8	3-7	0-0	3	1	11	2	1	0	1	35
Dallin Hall .....	2-9	0-2	3-5	3	3	7	5	3	0	0	21
Trey Stewart .....	0-0	0-0	0-0	3	3	0	1	1	2	0	15
Rudi Williams .....	8-18	1-5	9-11	4	3	26	4	6	0	2	31
Atiki Ally Atiki .....	1-3	0-0	0-0	3	3	2	1	0	3	1	13
Richie Saunders .....	4-8	1-4	1-2	6	5	10	3	1	1	1	23
Team Rebounds .....				2					1		
Totals .....	30-67	7-24	16-23	50	28	83	21	20	6	8	200
	.448	.292	.696								
<b>Officials:</b> Kelly Pfeifer, Pat Driscoll, Jeff Anderson											
<b>Technical Fouls:</b> None. <b>Attendance:</b> 2,691											
Team	1st	2nd	Total	1stF%	2ndF%	Total%	Deadball				
#21 Creighton	45	35	80	.383	.370	.750	6				
BYU	49	34	83	.448	.292	.696	3,1				



GAME 19												Creighton (11-8, 5-3) Butler (11-9, 3-6)	73 52
Jan. 17, 2023												Hinkle Fieldhouse	Indianapolis, Ind.
<b>Defining Moment:</b> Trey Alexander scored CU's final seven points of the first half, including a banked three-pointer at the buzzer, to give CU a 36-28 lead at the break.													
<b>Key Stat:</b> Creighton outrebounded Butler 47-24 and held the Bulldogs to 27.2 percent shooting from two-point range to snap a five-game losing streak to Butler inside Hinkle Fieldhouse.													
CREIGHTON													
fg-a	3fg-a	ft-a	reb	pf	pts	ast	to	blk	stl	min			
Arthur Kaluma	3-7	0-1	3-3	8	1	9	1	3	1	1	31		
Ryan Kalkbrenner	5-9	0-0	1-2	9	2	11	2	0	2	1	31		
Ryan Nembhard	5-9	2-4	0-0	11	2	12	3	2	0	0	35		
Trey Alexander	5-10	1-3	0-0	3	4	11	0	0	0	2	26		
Baylor Scheierman	4-8	2-3	2-2	3	2	12	5	0	0	0	32		
Ben Shtolzburg	0-0	0-0	0-0	0	0	0	0	1	0	0	2		
Shereef Mitchell	1-2	0-1	0-0	0	0	2	0	1	0	0	3		
Francisco Farabello	3-10	2-8	0-0	2	0	8	1	0	0	0	20		
Zander Yates	0-0	0-0	0-0	1	0	0	0	0	0	0	2		
Mason Miller	0-2	0-2	0-0	6	1	0	0	0	0	0	8		
Samir Osmani	0-0	0-0	0-0	0	0	0	0	0	0	0	1		
Evan Young	0-0	0-0	0-0	0	0	0	0	0	0	0	1		
Fredrick King	4-7	0-0	0-0	3	0	8	0	0	1	0	8		
Team Rebounds				1				2					
Totals	30-64	7-22	6-7	47	12	73	12	9	4	4	200		
	.469	.318	.857										
BUTLER													
fg-a	3fg-a	ft-a	reb	pf	pts	ast	to	blk	stl	min			
Ali Ali	1-6	0-2	1-2	1	0	3	2	0	0	0	31		
Simas Lukosius	7-12	4-5	0-0	2	1	18	3	0	0	0	40		
Jalen Thomas	5-10	0-0	0-0	7	1	10	1	1	3	0	31		
Eric Hunter Jr.	1-8	1-2	2-2	5	2	5	2	0	0	2	34		
Chuck Harris	2-8	1-2	0-0	1	3	5	3	2	0	0	30		
Myles Tate	0-1	0-0	0-0	0	0	0	0	0	0	0	2		
Jayden Taylor	2-9	0-1	1-1	4	2	5	3	1	0	0	23		
Connor Turnbull	2-4	2-2	0-0	1	2	6	0	2	1	0	9		
Team Rebounds				3									
Totals	20-58	8-14	4-5	24	11	52	14	7	4	2	200		
	.345	.571	.800										
<b>Officials:</b> John Gaffney, Brian O'Connell, Tony Chiazza													
<b>Technical Fouls:</b> None. <b>Attendance:</b> 7,329													
Team	1st	2nd	Total	1stFG%	2ndFG%	Total%	Deadball						
Creighton	36	37	73	.429	.517	.469	0						
Butler	28	24	52	.333	.360	.345	2,1						

GAME 20												St. John's (13-8, 3-7) Creighton (12-8, 6-3)	76 104
Jan. 25, 2023												CHI Health Center Omaha	Omaha, Neb.
<b>Defining Moment:</b> Creighton put up 52 points in each half, racing to a 52-39 halftime lead.													
<b>Key Stat:</b> Creighton's 104 points were its most in a game since 2019 and its second-most ever in regulation in a conference contest.													
ST. JOHN'S													
fg-a	3fg-a	ft-a	reb	pf	pts	ast	to	blk	stl	min			
Joel Soriano	7-11	0-0	4-5	9	3	18	2	2	0	0	28		
David Jones	5-8	1-1	2-2	5	3	13	1	2	0	0	27		
AJ Storr	9-16	3-5	2-3	2	1	23	2	1	0	0	32		
Dylan Addae-Wusu	5-11	0-1	0-4	3	1	10	2	1	0	0	28		
Rafael Pinzon	1-4	1-1	0-0	2	1	3	1	0	0	0	19		
Andre Curbelo	2-8	0-1	0-0	3	4	3	2	0	2	2	26		
O'Mar Stanley	1-2	0-0	0-0	3	2	2	1	2	1	0	16		
Kolby King	0-2	0-0	0-0	3	0	0	1	2	0	0	11		
Jason Simpson	0-0	0-0	0-0	0	0	0	0	0	0	0	1		
Esahia Nyiwe	0-2	0-1	0-0	1	1	0	0	0	0	0	7		
Drissa Traore	1-3	1-3	0-0	0	0	3	0	0	0	0	5		
Team Rebounds				2									
Totals	31-67	6-13	8-14	33	15	76	13	12	1	2	200		
	.463	.462	.571										
CREIGHTON													
fg-a	3fg-a	ft-a	reb	pf	pts	ast	to	blk	stl	min			
Arthur Kaluma	4-6	0-0	6-6	5	4	14	0	1	0	0	23		
Ryan Kalkbrenner	7-8	0-1	2-4	5	0	16	1	0	3	0	27		
Ryan Nembhard	7-10	2-3	0-0	1	1	16	6	2	0	2	27		
Trey Alexander	5-10	2-5	0-0	3	2	12	3	0	0	1	26		
Baylor Scheierman	5-12	3-7	4-4	10	0	17	6	2	2	0	30		
Ben Shtolzburg	0-2	0-2	2-2	0	1	2	4	0	0	0	6		
Shereef Mitchell	1-3	0-1	0-0	1	1	2	0	0	0	0	11		
Francisco Farabello	1-3	1-3	2-3	4	1	5	0	1	0	1	17		
Zander Yates	3-4	3-4	0-0	0	1	9	0	0	0	1	4		
Mason Miller	1-5	0-4	0-0	1	0	2	1	0	0	0	11		
Samir Osmani	1-1	0-0	0-0	1	0	2	1	0	0	0	3		
Evan Young	0-0	0-0	0-0	0	0	0	0	0	0	0	2		
Fredrick King	3-3	0-0	1-2	4	4	7	0	0	0	0	13		
Team Rebounds				1				1					
Totals	38-67	11-30	17-21	36	15	104	22	7	3	7	200		
	.567	.367	.810										
<b>Officials:</b> Jeffery Clark, Brent Hampton, James Breeding													
<b>Technical Fouls:</b> Baylor Scheierman (1). <b>Attendance:</b> 17,004													
Team	1st	2nd	Total	1stFG%	2ndFG%	Total%	Deadball						
St. John's	39	27	76	.415	.538	.463	3						
Creighton	52	52	104	.556	.581	.567	3						

GAME 21												#13 Xavier (17-5, 9-2) Creighton (13-8, 7-3)		67 84
Jan. 28, 2023												CHI Health Center Omaha		Omaha, Neb.
<b>Defining Moment:</b> After Xavier whittled Creighton's 42-28 halftime lead to six, all five Bluejay starters scored in a 15-2 run to put away the league-leading Musketeers.														
<b>Key Stat:</b> After scoring 26 points earlier in the month in a win over Creighton, Souley Boum was held to two points on 1-for-5 shooting.														
#13 XAVIER														
	fg-a	3fg-a	ft-a	reb	pf	pts	ast	to	blk	stl	min			
Jack Nunge	4-9	1-2	0-0	3	3	9	2	0	0	0	21			
Zach Freemantle	8-11	2-3	0-0	5	3	18	0	2	0	1	24			
Souley Boum	1-5	0-2	0-0	2	0	2	4	1	0	2	36			
Colby Jones	6-14	0-3	1-2	4	2	13	4	2	1	3	37			
Adam Kunkel	6-9	1-2	0-0	7	0	13	2	2	0	1	28			
Desmond Claude	1-4	0-1	0-0	1	0	2	3	1	0	1	22			
Jerome Hunter	2-8	0-1	2-2	0	2	6	0	0	0	0	1	18		
Cesare Edwards	2-2	0-0	0-0	1	2	4	0	1	0	0	6			
Kam Craft	0-0	0-0	0-0	0	0	0	0	0	0	0	2			
Kyky Tandy	0-0	0-0	0-0	0	0	0	1	0	0	0	1	6		
Team Rebounds				3										
Totals	30-62	4-14	3-4	26	12	67	16	9	1	10	200			
	.484	.286	.750											
CREIGHTON														
	fg-a	3fg-a	ft-a	reb	pf	pts	ast	to	blk	stl	min			
Arthur Kaluma	7-16	2-5	4-4	9	1	20	3	0	2	0	35			
Ryan Kalkbrenner	8-9	0-0	1-2	8	0	17	0	1	5	1	33			
Ryan Nembhard	5-8	1-3	0-0	10	2	11	8	5	0	0	38			
Trey Alexander	4-11	2-5	3-4	0	2	13	2	0	0	0	31			
Baylor Scheierman	6-10	2-6	0-0	4	1	14	2	4	0	1	33			
Ben Shtolzburg	0-0	0-0	0-0	0	0	0	1	0	0	0	2			
Shereef Mitchell	1-2	0-0	0-0	0	0	2	0	0	0	0	2			
Francisco Farabello	1-2	1-2	0-0	1	0	3	0	1	0	1	14			
Mason Miller	0-0	0-0	0-0	0	0	0	1	1	0	1	5			
Fredrick King	2-2	0-0	0-0	1	0	4	1	0	1	0	7			
Team Rebounds														
Totals	34-60	8-21	8-9	33	6	84	18	12	8	4	200			
	.567	.381	.889											
<b>Officials:</b> Evon Burroughs, Brian O'Connell, Pat Driscoll														
<b>Technical Fouls:</b> Xavier coach Sean Miller (1). <b>Attendance:</b> 18,277 (sold out)														
Team	1st	2nd	Total	1stFG%	2ndFG%	Total%	Deadball							
#13 Xavier	28	39	67	.387	.581	.484	1							
Creighton	42	42	84	.531	.607	.567	0							

GAME 25												#21 Connecticut (19-7, 8-7)	53
												#23 Creighton (17-8, 11-3)	56
Feb. 11, 2023												CHI Health Center Omaha	Omaha, Neb.
<b>Defining Moment:</b> Creighton was held without a field goal from the 12:21 mark to the 4:32 mark in the second half, but used stout defense to extend its lead from 45-40 to 52-46 in the process.													
<b>Key Stat:</b> UConn was held to a season-low 53 points on a season-low 32.3 percent shooting from the field.													
#21 CONNECTICUT													
fg-a	3fg-a	ft-a	reb	pf	pts	ast	to	blk	stl	min			
Alex Karaban .....	2-5	1-3	0-0	5	2	5	1	1	0	34			
Adama Sanogo.....	7-17	3-7	0-0	10	2	17	2	1	0	1			
Tristen Newton.....	1-4	0-1	0-0	0	1	2	4	3	0	26			
Jordan Hawkins.....	4-13	2-7	1-1	4	4	11	1	0	0	1			
Andre Jackson Jr.....	3-11	0-4	0-0	6	2	6	0	3	0	1			
Joey Calcatera.....	0-2	0-1	0-0	1	0	0	0	1	0	0			
Nahiem Alleyne.....	1-6	0-3	3-3	2	1	5	0	1	1	0			
Hassan Diarra.....	1-2	1-1	0-0	3	1	3	2	1	0	24			
Donovan Clingan.....	2-5	0-0	0-0	7	1	4	0	2	1	0			
Team Rebounds.....											2		
Totals.....	21-65	7-27	4-4	40	14	53	10	13	2	5	200		
												.323	.259 1.000
#23 CREIGHTON													
fg-a	3fg-a	ft-a	reb	pf	pts	ast	to	blk	stl	min			
Arthur Kaluma .....	0-6	0-3	2-2	6	3	2	2	3	0	2			
Ryan Kalkbrenner.....	4-9	0-1	4-4	6	0	12	1	2	1	3			
Ryan Nembhard.....	3-11	1-3	0-0	8	0	7	3	2	0	2			
Trey Alexander.....	6-8	2-3	3-5	0	4	17	0	1	0	1			
Baylor Scheierman.....	4-10	1-3	2-2	9	2	11	1	2	0	1			
Shereef Mitchell.....	1-1	0-0	0-0	0	0	2	1	0	0	0			
Mason Miller.....	1-3	1-3	1-2	2	0	4	0	1	0	0			
Fredrick King.....	0-0	0-0	1-2	1	1	1	0	0	0	0			
Team Rebounds.....											2		
Totals.....	19-48	5-16	13-17	34	10	56	8	11	1	19	200		
												.396	.313 .765
<b>Officials:</b> Brian O'Connell, Pat Driscoll, Evon Burroughs													
<b>Technical Fouls:</b> None. <b>Attendance:</b> 18,286 (sold out)													
Team	1st	2nd	Total	1stFG%	2ndFG%	Total%	Deadball						
#21 Connecticut	29	24	53	.355	.294	.323	0						
#23 Creighton	31	25	56	.444	.333	.396	3						

GAME 26												#18 Creighton (17-9, 11-4)	86
												#24 Providence (19-7, 11-4)	94 <sup>20t</sup>
Feb. 14, 2023												Amica Mutual Pavilion	Providence, R.I.
<b>Defining Moment:</b> Creighton had the ball for the final possession of regulation and overtime but did not score.													
<b>Key Stat:</b> Neither team led by more than four for more a span of more than 42 minutes before PC opened double-overtime on an 8-0 run.													
#18 CREIGHTON													
fg-a	3fg-a	ft-a	reb	pf	pts	ast	to	blk	stl	min			
Arthur Kaluma .....	6-14	1-4	4-5	3	3	17	0	2	0	1			
Ryan Kalkbrenner.....	7-11	0-1	1-1	7	2	15	2	4	2	0			
Ryan Nembhard.....	8-17	2-5	3-3	10	4	21	3	2	0	0			
Trey Alexander.....	7-11	2-2	1-2	6	1	17	1	1	1	0			
Baylor Scheierman.....	4-15	2-12	2-2	5	4	12	6	4	1	0			
Shereef Mitchell.....	1-1	0-0	0-0	0	1	2	0	0	0	0			
Mason Miller.....	0-0	0-0	0-0	1	1	0	0	0	0	0			
Fredrick King.....	0-0	0-0	2-2	0	3	2	0	1	1	0			
Team Rebounds.....											5		
Totals.....	33-69	7-24	13-15	37	19	86	12	14	5	1	250		
												.478	.292 .867
#24 PROVIDENCE													
fg-a	3fg-a	ft-a	reb	pf	pts	ast	to	blk	stl	min			
Ed Crosswell.....	5-9	0-0	4-6	6	4	14	2	1	1	2			
Bryce Hopkins.....	8-21	2-4	2-2	9	2	20	3	1	1	1			
Jared Bynum.....	1-9	0-3	6-6	6	2	8	6	1	0	1			
Noah Locke.....	8-14	2-5	2-2	5	3	20	0	1	0	2			
Devin Carter.....	9-17	3-5	4-5	8	2	25	1	0	2	1			
Alyn Breed.....	1-2	0-0	0-0	2	2	2	1	2	0	0			
Jayden Pierre.....	2-3	1-1	0-0	0	0	5	1	0	0	0			
Corey Floyd, Jr.....	0-0	0-0	0-0	0	0	0	0	0	0	0			
Clifton Moore.....	0-1	0-1	0-0	0	1	0	0	0	0	0			
Team Rebounds.....											3		
Totals.....	34-76	8-19	18-21	39	16	94	14	7	4	7	250		
												.447	.421 .857
<b>Officials:</b> Roger Ayers, Tim Clougherty, Tony Chiazza													
<b>Technical Fouls:</b> None. <b>Attendance:</b> 12,400 (sold out)													
Team	1st	2nd	OT	Total	1stFG%	2ndFG%	Total%	Deadball					
#18 Creighton	37	36	11	2	86	.517	.538	.478	2,1				
#24 Providence	36	37	11	10	94	.419	.469	.447	3,1				

GAME 27				#18 Creighton (18-9, 12-4)							77
				St. John's (16-12, 6-11)							67
Feb. 18, 2023				Carnesecca Arena							Queens, N.Y.
<b>Defining Moment:</b> After St. John's drew within one, Arthur Kaluma made three consecutive three-pointers to return the lead at double-figures.											
<b>Key Stats:</b> Creighton shot 16-for-16 from the free throw line. The Jays also got 20 bench points on 6-of-11 three-point shooting from its reserves.											
#18 CREIGHTON											
	fg-a	3fg-a	ft-a	reb	pf	pts	ast	to	blk	stl	min
Arthur Kaluma .....	5-11	3-6	0-0	6	3	13	5	4	0	1	25
Ryan Kalkbrenner.....	5-8	0-0	2-2	8	1	12	2	0	4	0	36
Ryan Nembhard .....	4-10	2-4	6-6	4	2	16	4	1	0	3	39
Trey Alexander.....	3-11	1-5	2-2	5	1	9	4	2	0	2	34
Baylor Scheierman.....	1-11	1-7	4-4	5	3	7	3	5	0	2	31
Shereef Mitchell.....	3-4	3-4	0-0	0	1	9	2	1	0	1	15
Francisco Farabello .....	1-1	1-1	0-0	2	0	3	0	0	0	0	6
Mason Miller.....	2-6	2-6	2-2	3	1	8	0	1	0	0	11
Fredrick King.....	0-0	0-0	0-0	0	0	0	0	0	0	0	3
Team Rebounds.....				4				1			
Totals.....	24-62	13-33	16-16	37	12	77	20	15	4	9	200
	.387		.394 1.000								
ST. JOHN'S											
	fg-a	3fg-a	ft-a	reb	pf	pts	ast	to	blk	stl	min
O'Mar Stanley.....	2-3	2-2	2-2	2	2	8	0	0	2	0	21
Joel Soriano.....	7-13	0-0	1-1	8	1	15	0	2	1	2	34
Posh Alexander .....	1-4	0-0	5-5	5	4	7	6	5	0	1	35
AJ Storr.....	4-10	0-1	1-2	4	0	9	1	3	1	0	30
Dylan Addae-Wusu.....	3-9	1-3	0-0	5	3	7	5	3	0	5	34
Kolby King.....	2-3	0-1	1-2	3	1	5	0	0	0	0	12
Esahia Nyirwe.....	1-2	0-0	0-0	1	1	2	0	0	0	0	6
David Jones.....	5-12	1-3	3-4	3	4	14	1	2	1	1	28
Team Rebounds.....				2							
Totals.....	25-56	4-10	13-16	33	16	67	13	15	5	9	200
	.446		.400 .813								
<b>Officials:</b> Mike Roberts, Matt Potter, Greg Evans											
<b>Technical Fouls:</b> None. <b>Attendance:</b> 5,602 (sold out)											
Team	1st	2nd	Total	1stFG%	2ndFG%	Total%	Deadball				
#18 Creighton	42	35	77	.438	.333	.387	0				
St. John's	32	35	67	.464	.429	.446	2				



<b>GAME 31</b>										Creighton (20-11, 14-6)	84
										DePaul (9-22, 3-17)	70
March 4, 2023										Wintrust Arena	Chicago, Ill.
<b>Defining Moment:</b> After DePaul drew within five (59-54) with 10:51 left, Creighton went on an 8-3 run to open back up a double-figure lead. <b>Key Stat:</b> Creighton clinched its eighth straight 20-win season as it tied a program record with its 14th BIG EAST victory.											
CREIGHTON	fg-a	3fg-a	ft-a	reb	pf	pts	ast	to	blk	stl	min
Arthur Kaluma .....	1-6	0-2	2-3	5	3	4	3	2	1	0	32
Ryan Kalkbrenner .....	8-12	0-0	4-4	4	4	20	0	3	0	1	27
Ryan Nembhard .....	8-1	43-5	1-2	11	2	20	1	3	0	2	36
Trey Alexander .....	8-14	3-6	2-2	6	0	21	2	2	1	2	35
Baylor Scheierman .....	1-4	1-3	2-2	10	3	5	4	4	0	3	30
Shereef Mitchell .....	0-0	0-0	0-0	0	1	0	0	0	0	0	6
Francisco Farabello .....	0-2	0-2	0-0	0	0	0	1	0	0	0	13
Mason Miller .....	1-3	1-3	2-2	1	1	5	0	0	0	0	8
Fredrick King .....	4-6	0-0	1-2	4	2	9	0	2	0	0	13
Team Rebounds .....				2				1			
<b>Totals .....</b>	<b>31-61</b>	<b>8-21</b>	<b>14-17</b>	<b>43</b>	<b>16</b>	<b>84</b>	<b>11</b>	<b>17</b>	<b>2</b>	<b>8</b>	<b>200</b>
	<b>.508</b>	<b>.381</b>	<b>.824</b>								
DEPAUL	fg-a	3fg-a	ft-a	reb	pf	pts	ast	to	blk	stl	min
Javan Johnson .....	7-13	4-5	0-0	3	2	18	5	1	0	1	38
Eral Penn .....	2-4	0-1	4-6	6	1	8	1	0	1	0	24
Nick Ongenda .....	6-14	0-0	1-2	4	4	13	1	2	3	0	32
Umoja Gibson .....	2-14	0-5	0-0	5	2	4	4	1	0	3	36
Jalen Terry .....	2-6	1-4	0-0	3	1	5	1	2	0	0	16
Philmon Gebrewahit .....	0-1	0-1	0-0	0	0	0	0	0	0	0	5
Yor Anel .....	3-3	0-0	0-0	1	3	6	0	0	2	2	8
Brendan Favre .....	0-0	0-0	0-0	0	0	0	0	0	0	0	1
Da'Sean Nelson .....	1-3	1-1	0-0	1	2	3	1	1	1	2	16
Caleb Murphy .....	4-9	0-0	5-7	4	2	13	2	2	0	1	24
Team Rebounds .....				2							
<b>Totals .....</b>	<b>27-67</b>	<b>6-17</b>	<b>10-15</b>	<b>29</b>	<b>17</b>	<b>70</b>	<b>15</b>	<b>9</b>	<b>7</b>	<b>9</b>	<b>200</b>
	<b>.403</b>	<b>.353</b>	<b>.687</b>								
<b>Officials:</b> Jeff Clark, Evon Burroughs, Tony Chiazza											
<b>Technical Fouls:</b> None. <b>Attendance:</b> 4,514											
Team	1st	2nd	Total	1stFG%	2ndFG%	Total%	Deadball				
Creighton	39	45	84	.455	.571	.508	2				
DePaul	24	46	70	.265	.545	.403	4				

# CHI Health Center Omaha Season Records

Games Played		
Rk.	Name, Year	Games
1.	Doug McDermott, 2010-11	22
	Antoine Young, 2010-11	22
	Kenny Lawson Jr., 2010-11	22
	Jahenns Manigat, 2010-11	22
	Darryl AZhford, 2010-11	22
	Josh Jones, 2010-11	22
	Kaleb Korver, 2010-11	22
	Wayne Runnels, 2010-11	22

Games Started		
Rk.	Name, Year	Starts (Games)
1.	Doug McDermott, 2010-11	22 (22)
	Antoine Young, 2010-11	22 (22)
	Kaleb Korver, 2010-11	22 (22)
4.	Booker Woodfox, 2008-09	19 (19)
	Justin Carter, 2008-09	19 (19)
	Kenny Lawson Jr., 2008-09	19 (19)
	Josh Dotzler, 2008-09	19 (19)
	Maurice Watson Jr., 2015-16	19 (19)
	Geoffrey Groselle, 2015-16	19 (19)
	Ty-Shon Alexander, 2018-19	19 (19)
	Martin Krampelj, 2018-19	19 (19)
	Mitch Ballock, 2018-19	19 (19)
	Davion Mintz, 2018-19	19 (19)

Minutes		
Rk.	Name, Year	Minutes (Games)
1.	Antoine Young, 2010-11	757 (22)
2.	Doug McDermott, 2010-11	628 (22)
3.	Mitch Ballock, 2019-20	624 (18)
4.	Ty-Shon Alexander, 2018-19	618 (19)
5.	Mitch Ballock, 2018-19	607 (19)

Minutes Per Game (min. 10 games played)		
Rk.	Name, Year	Minutes Per Game
1.	Ryan Nembhard, 2021-22	34.8
2.	Mitch Ballock, 2019-20	34.7
3.	Nate Funk, 2006-07	34.6
4.	Antoine Young, 2010-11	34.4
5.	Johnny Mathies, 2005-06	34.2

Points		
Rk.	Name, Year	Points (Games)
1.	Doug McDermott, 2013-14	472 (16)
2.	Doug McDermott, 2012-13	387 (17)
3.	Marcus Foster, 2017-18	386 (18)
4.	Doug McDermott, 2010-11	360 (22)
5.	Doug McDermott, 2011-12	354 (16)
6.	Marcus Foster, 2016-17	337 (17)
7.	Ty-Shon Alexander, 2019-20	328 (18)
8.	Marcus Zegarowski, 2019-20	325 (18)
9.	Ty-Shon Alexander, 2018-19	304 (19)
10.	Booker Woodfox, 2008-09	297 (19)

Points Per Game (min. 10 games played)		
Rk.	Name, Year	Points Per Game
1.	Doug McDermott, 2013-14	29.5
2.	Doug McDermott, 2012-13	22.8
3.	Doug McDermott, 2011-12	22.1
4.	Marcus Foster, 2017-18	21.4
5.	Marcus Foster, 2016-17	19.8

Field Goals Made		
Rk.	Name, Year	FG Made (Games)
1.	Doug McDermott, 2013-14	161 (16)
2.	Marcus Foster, 2017-18	143 (18)
3.	Doug McDermott, 2011-12	138 (16)
4.	Doug McDermott, 2010-11	134 (22)
5.	Doug McDermott, 2012-13	130 (17)

Field Goals Attempted		
Rk.	Name, Year	FG Attempted (Games)
1.	Doug McDermott, 2013-14	299 (16)
2.	Marcus Foster, 2017-18	263 (18)
3.	Marcus Foster, 2016-17	261 (17)
4.	Ty-Shon Alexander, 2018-19	245 (19)
5.	Doug McDermott, 2010-11	242 (22)

Field Goal Percentage (min. 3 FG Made/Game)		
Rk.	Name, Year	FG% (FG-FGA)
1.	<b>Ryan Kalkbrenner, 2022-23</b>	<b>.742 (92-124)</b>
2.	Geoffrey Groselle, 2015-16	.736 (81-110)
3.	Ryan Kalkbrenner, 2020-21	.729 (43-59)
4.	Christian Bishop, 2020-21	.711 (64-90)
5.	Ryan Kalkbrenner, 2021-22	.696 (71-102)

3-Point Field Goals Made		
Rk.	Name, Year	3FG Made (Games)
1.	Marcus Foster, 2017-18	61 (18)
2.	Mitch Ballock, 2019-20	58 (18)
3.	Marcus Zegarowski, 2019-20	55 (18)
4.	Mitch Ballock, 2018-19	54 (19)
5.	Ty-Shon Alexander, 2018-19	53 (19)

3-Point Field Goals Attempted		
Rk.	Name, Year	3FG Attempted (Games)
1.	Ty-Shon Alexander, 2018-19	144 (19)
2.	Marcus Foster, 2017-18	126 (18)
3.	Mitch Ballock, 2019-20	123 (18)
4.	Mitch Ballock, 2018-19	117 (19)
5.	Ty-Shon Alexander, 2019-20	115 (18)

3-Point Field Goal Percentage (min. 1 3FG Made/Game)		
Rk.	Name, Year	3FG% (3FG-3FGA)
1.	Austin Chatman, 2012-13	.559 (19-34)
2.	Marcus Zegarowski, 2019-20	.534 (55-103)
3.	Jimmy Motz, 2004-05	.509 (29-57)
4.	Ethan Wragge, 2013-14	.506 (45-89)
5.	Nate Funk, 2004-05	.500 (33-66)
	Josh Jones, 2011-12	.500 (26-52)
	Doug McDermott, 2012-13	.500 (39-78)

Free Throws Made		
Rk.	Name, Year	FT Made (Games)
1.	Doug McDermott, 2013-14	102 (16)
2.	Doug McDermott, 2012-13	88 (17)
3.	Anthony Tolliver, 2005-06	80 (17)
4.	Ty-Shon Alexander, 2019-20	77 (18)
5.	P'Allen Stinnett, 2008-09	76 (19)

Free Throws Attempted		
Rk.	Name, Year	FT Attempted (Games)
1.	Doug McDermott, 2013-14	118 (16)
2.	P'Allen Stinnett, 2008-09	105 (19)
3.	Anthony Tolliver, 2005-06	102 (17)
4.	Doug McDermott, 2012-13	98 (17)
5.	Johnny Mathies, 2005-06	93 (17)

Free Throw Percentage (min. 2.5 FT Made/Game)		
Rk.	Name, Year	FT% (FT-FTA)
1.	Nate Funk, 2006-07	.919 (57-62)
2.	Doug McDermott, 2012-13	.898 (88-98)
3.	Cavel Witter, 2009-10	.896 (43-48)
4.	Ty-Shon Alexander, 2019-20	.865 (77-89)
5.	Doug McDermott, 2013-14	.864 (102-118)

Rebounds		
Rk.	Name, Year	Rebounds (Games)
1.	Doug McDermott, 2010-11	158 (22)
2.	Kenny Lawson Jr., 2010-11	131 (22)
3.	Doug McDermott, 2011-12	130 (16)
4.	<b>Baylor Scheierman, 2022-23</b>	<b>127 (15)</b>
5.	Martin Krampelj, 2018-19	126 (19)
6.	Geoffrey Groselle, 2015-16	125 (19)
7.	Dane Watts, 2007-08	124 (18)
	Doug McDermott, 2012-13	124 (17)
9.	Doug McDermott, 2013-14	122 (16)
10.	Khyri Thomas, 2016-17	113 (17)

Rebounds Per Game (min. 10 games played)		
Rk.	Name, Year	Rebounds Per Game
1.	Martin Krampelj, 2017-18	8.9
2.	<b>Baylor Scheierman, 2022-23</b>	<b>8.5</b>
3.	Doug McDermott, 2011-12	8.1
4.	Doug McDermott, 2013-14	7.6
5.	Ryan Kalkbrenner, 2021-22	7.4

Offensive Rebounds		
Rk.	Name, Year	Off. Reb. (Games)
1.	Ryan Kalkbrenner, 2021-22	58 (15)
2.	Doug McDermott, 2010-11	52 (22)
3.	Geoffrey Groselle, 2015-16	50 (19)
4.	Doug McDermott, 2011-12	46 (16)
5.	Dane Watts, 2007-08	45 (18)

Defensive Rebounds		
Rk.	Name, Year	Def. Reb. (Games)
1.	<b>Baylor Scheierman, 2022-23</b>	<b>110 (15)</b>
2.	Doug McDermott, 2010-11	106 (22)
3.	Doug McDermott, 2012-13	96 (17)
4.	Kenny Lawson Jr., 2010-11	94 (22)
5.	Doug McDermott, 2013-14	93 (16)
	Martin Krampelj, 2018-19	93 (19)

Fouls		
Rk.	Name, Year	Fouls (Games)
1.	Zach Hanson, 2015-16	55 (19)
2.	Christian Bishop, 2019-20	54 (18)
3.	Geoffrey Groselle, 2015-16	51 (19)
	Martin Krampelj, 2018-19	51 (19)
6.	P'Allen Stinnett, 2007-08	47 (18)

Foul Out Disqualifications		
Rk.	Name, Year	Foul Out DQ's
1.	Anthony Tolliver, 2006-07	3
	Zach Hanson, 2015-16	3
3.	Anthony Tolliver, 2004-05	2
	Johnny Mathies, 2004-05	2
	Tyler McKinney, 2004-05	2
	P'Allen Stinnett, 2007-08	2
	Dane Watts, 2007-08	2
	Josh Dotzler, 2008-09	2
	Martin Krampelj, 2018-19	2
	Christian Bishop, 2019-20	2
	Christian Bishop, 2020-21	2

Assists		
Rk.	Name, Year	Assists (Games)
1.	Maurice Watson Jr., 2015-16	115 (19)
2.	Antoine Young, 2010-11	113 (22)
3.	Maurice Watson Jr., 2016-17	98 (11)
4.	Austin Chatman, 2012-13	96 (17)
5.	Grant Gibbs, 2012-13	91 (17)

Turnovers		
Rk.	Name, Year	Turnovers (Games)
1.	Maurice Watson Jr., 2015-16	52 (19)
2.	Maurice Watson Jr., 2016-17	45 (11)
	Marcus Zegarowski, 2019-20	45 (18)
4.	Doug McDermott, 2010-11	44 (22)
5.	Ryan Nembhard, 2021-22	42 (13)

Blocked Shots		
Rk.	Name, Year	Blocks (Games)
1.	Ryan Kalkbrenner, 2021-22	38 (15)
2.	<b>Ryan Kalkbrenner, 2022-23</b>	<b>35 (15)</b>
3.	Anthony Tolliver, 2005-06	31 (17)
4.	Kenny Lawson Jr., 2008-09	30 (19)
	Gregory Echenique, 2011-12	30 (16)

Steals		
Rk.	Name, Year	Steals (Games)
1.	Josh Dotzler, 2008-09	43 (19)
2.	Johnny Mathies, 2005-06	39 (17)
3.	Josh Dotzler, 2007-08	37 (18)
4.	Johnny Mathies, 2004-05	34 (16)
5.	P'Allen Stinnett, 2007-08	31 (18)
	Khyri Thomas, 2016-17	31 (17)
	Khyri Thomas, 2017-18	31 (18)

*Bold italics indicates an active player in 2022-23*

# CHI Health Center Omaha Career Records

Games Played		
Rk.	Name, Years	Games
1.	Kenny Lawson Jr., 2006-11	76
2.	Antoine Young, 2008-12	71
	Doug McDermott, 2010-14	71
	Jahenns Manigat, 2010-14	71
5.	Kaleb Korver, 2007-11	70
	Ethan Wragge, 2009-14	70

Games Started		
Rk.	Name, Years	Starts (Games)
1.	Doug McDermott, 2010-14	71
2.	Dane Watts, 2004-08	59
3.	Jahenns Manigat, 2010-14	58
4.	Kenny Lawson Jr., 2006-11	53
	Antoine Young, 2008-12	53
	Mitch Ballock, 2017-21	53

Minutes		
Rk.	Name, Years	Minutes (Games)
1.	Doug McDermott, 2010-14	2,145 (71)
2.	Mitch Ballock, 2017-21	2,052 (69)
3.	Antoine Young, 2008-12	1,878 (71)
4.	Jahenns Manigat, 2010-14	1,721 (71)
5.	Austin Chatman, 2011-15	1,720 (66)

Minutes Per Game (min. 20 games played)		
Rk.	Name, Years	Minutes Per Game
1.	<b><i>Ryan Nembhard, 2021-Pres.</i></b>	<b>32.9</b>
2.	Marcus Zegarowski, 2018-21	31.3
3.	Marcus Foster, 2016-18	30.34
4.	Nate Funk, 2003-07	30.26
5.	Doug McDermott, 2010-14	30.2

Points		
Rk.	Name, Years	Points (Games)
1.	Doug McDermott, 2010-14	1,573 (71)
2.	Nate Funk, 2003-07	735 (47)
3.	Marcus Zegarowski, 2018-21	728 (50)
4.	Ty-Shon Alexander, 2017-20	727 (55)
5.	Marcus Foster, 2016-18	723 (35)
6.	Mitch Ballock, 2017-21	721 (69)
7.	Kenny Lawson Jr., 2006-11	707 (76)
8.	Antoine Young, 2008-12	634 (71)
9.	Khyri Thomas, 2015-18	611 (53)
10.	Johnny Mathies, 2003-06	586 (49)
	Dane Watts, 2004-08	586 (65)
	P'Allen Stinnett, 2007-10	586 (47)

Points Per Game (min. 20 games played)		
Rk.	Name, Years	Points Per Game
1.	Doug McDermott, 2010-14	22.2
2.	Marcus Foster, 2016-18	20.7
3.	Nate Funk, 2003-07	15.6
4.	Marcus Zegarowski, 2018-21	14.6
5.	Maurice Watson Jr., 2015-17	13.8

Field Goals Made		
Rk.	Name, Years	FG Made (Games)
1.	Doug McDermott, 2010-14	563 (71)
2.	Marcus Foster, 2016-18	272 (35)
3.	Kenny Lawson Jr., 2006-11	266 (76)
4.	Nate Funk, 2003-07	253 (47)
	Marcus Zegarowski, 2018-21	253 (50)

Field Goals Attempted		
Rk.	Name, Years	FG Attempted (Games)
1.	Doug McDermott, 2010-14	999 (71)
2.	Ty-Shon Alexander, 2017-20	531 (55)
3.	Mitch Ballock, 2017-21	527 (69)
4.	Marcus Foster, 2016-18	524 (35)
5.	Nate Funk, 2003-07	517 (47)

Field Goal Percentage (min. 50 FG Made)		
Rk.	Name, Years	FG% (FG-FGA)
1.	<b><i>Ryan Kalkbrenner, 2020-Pres.</i></b>	<b>.723 (206-285)</b>
2.	Geoffrey Groselle, 2012-16	.706 (127-180)
3.	Justin Patton, 2016-17	.691 (94-136)
4.	Christian Bishop, 2018-21	.664 (150-226)
5.	Gregory Echenique, 2010-13	.648 (175-270)

3-Point Field Goals Made		
Rk.	Name, Years	3FG Made (Games)
1.	Mitch Ballock, 2017-21	172 (69)
2.	Ethan Wragge, 2009-14	156 (70)
3.	Doug McDermott, 2010-14	134 (71)
4.	Marcus Zegarowski, 2018-21	122 (50)
5.	Ty-Shon Alexander, 2017-20	121 (55)

3-Point Field Goals Attempted		
Rk.	Name, Years	3FG Attempted (Games)
1.	Mitch Ballock, 2017-21	401 (69)
2.	Ethan Wragge, 2009-14	341 (70)
3.	Ty-Shon Alexander, 2017-20	315 (55)
4.	Doug McDermott, 2010-14	299 (71)
5.	Marcus Zegarowski, 2018-21	272 (50)

3-Point Field Goal Percentage (min. 25 3FG Made)		
Rk.	Name, Years	3FG% (3FG-3FGA)
1.	Booker Woodfox, 2007-09	.483 (83-172)
2.	Ethan Wragge, 2009-14	.457 (156-341)
3.	<b><i>Trey Alexander, 2021-Pres.</i></b>	<b>.453 (48-106)</b>
4.	Marcus Zegarowski, 2018-21	.449 (122-272)
5.	Doug McDermott, 2010-14	.4482 (134-299)
6.	Nate Funk, 2003-07	.4479 (86-192)

Free Throws Made		
Rk.	Name, Years	FT Made (Games)
1.	Doug McDermott, 2010-14	313 (71)
2.	Antoine Young, 2008-12	180 (71)
3.	Cavel Witter, 2007-10	166 (51)
4.	Johnny Mathies, 2003-06	164 (49)
5.	Anthony Tolliver, 2003-07	156 (61)
	Kenny Lawson Jr., 2006-11	156 (76)

Free Throws Attempted		
Rk.	Name, Years	FT Attempted (Games)
1.	Doug McDermott, 2010-14	376 (71)
2.	Antoine Young, 2008-12	245 (71)
3.	Johnny Mathies, 2003-06	221 (49)
	Anthony Tolliver, 2003-07	221 (61)
5.	Kenny Lawson Jr., 2006-11	204 (76)

Free Throw Percentage (min. 2.5 FT Made/Game)		
Rk.	Name, Years	FT% (FT-FTA)
1.	Cavel Witter, 2007-10	.860 (166-193)
2.	Doug McDermott, 2010-14	.832 (313-376)
3.	Nate Funk, 2003-07	.817 (143-175)
4.	Booker Woodfox, 2007-09	.807 (71-88)
5.	Ty-Shon Alexander, 2017-20	.798 (130-163)

Rebounds		
Rk.	Name, Years	Rebounds (Games)
1.	Doug McDermott, 2010-14	534 (71)
2.	Kenny Lawson Jr., 2006-11	406 (76)
3.	Dane Watts, 2004-08	351 (65)
4.	Martin Krampelj, 2015-19	296 (47)
5.	Gregory Echenique, 2010-13	295 (49)
6.	Anthony Tolliver, 2003-07	284 (61)
7.	Mitch Ballock, 2017-21	280 (69)
8.	Khyri Thomas, 2015-18	260 (53)
	<b><i>Ryan Kalkbrenner, 2020-Pres.</i></b>	<b>260 (44)</b>
10.	Toby Hegner, 2014-18	256 (69)

Rebounds Per Game (min. 20 games played)		
Rk.	Name, Years	Rebounds Per Game
1.	Doug McDermott, 2010-14	7.5
2.	Martin Krampelj, 2015-19	6.3
3.	Gregory Echenique, 2010-13	6.0
4.	<b><i>Ryan Kalkbrenner, 2020-Pres.</i></b>	<b>5.91</b>
5.	<b><i>Arthur Kaluma, 2021-Pres.</i></b>	<b>5.86</b>
6.	Justin Carter, 2008-10	5.75

Offensive Rebounds		
Rk.	Name, Years	Off. Reb. (Games)
1.	Doug McDermott, 2010-14	155 (71)
2.	Kenny Lawson Jr., 2006-11	122 (76)
3.	Dane Watts, 2004-08	118 (65)
	<b><i>Ryan Kalkbrenner, 2020-Pres.</i></b>	<b>118 (44)</b>
5.	Gregory Echenique, 2010-13	102 (49)

Defensive Rebounds		
Rk.	Name, Years	Def. Reb. (Games)
1.	Doug McDermott, 2010-14	379 (71)
2.	Kenny Lawson Jr., 2006-11	284 (76)
3.	Mitch Ballock, 2017-21	253 (69)
4.	Dane Watts, 2004-08	233 (65)
5.	Martin Krampelj, 2015-19	203 (47)

Fouls		
Rk.	Name, Years	Fouls (Games)
1.	Dane Watts, 2004-08	146 (65)
2.	Jahenns Manigat, 2010-14	145 (71)
3.	Kenny Lawson Jr., 2006-11	130 (76)
	Ethan Wragge, 2009-14	130 (70)
	Toby Hegner, 2014-18	130 (69)

Foul Out Disqualifications		
Rk.	Name, Years	Foul Out DQ's
1.	Anthony Tolliver, 2003-07	6
2.	Johnny Mathies, 2003-06	4
	Christian Bishop, 2018-21	4
4.	Dane Watts, 2004-08	3
	Josh Dotzler, 2005-09	3
	Zach Hanson, 2013-17	3

Assists		
Rk.	Name, Years	Assists (Games)
1.	Austin Chatman, 2011-15	275 (66)
2.	Antoine Young, 2008-12	268 (71)
3.	Grant Gibbs, 2011-14	228 (45)
4.	Marcus Zegarowski, 2018-21	216 (50)
5.	Josh Dotzler, 2005-09	213 (60)
	Maurice Watson Jr., 2015-17	213 (30)

Turnovers		
Rk.	Name, Years	Turnovers (Games)
1.	Doug McDermott, 2010-14	141 (71)
2.	Austin Chatman, 2011-15	120 (66)
3.	Antoine Young, 2008-12	106 (71)
4.	Johnny Mathies, 2003-06	100 (49)
	Marcus Zegarowski, 2018-21	100 (50)

Blocked Shots		
Rk.	Name, Years	Blocks (Games)
1.	<b><i>Ryan Kalkbrenner, 2020-Pres.</i></b>	<b>92 (44)</b>
2.	Kenny Lawson Jr., 2006-11	80 (76)
	Gregory Echenique, 2010-13	80 (49)
4.	Anthony Tolliver, 2003-07	71 (61)
5.	Christian Bishop, 2018-21	47 (46)

Steals		
Rk.	Name, Years	Steals (Games)
1.	Josh Dotzler, 2005-09	120 (60)
2.	Johnny Mathies, 2003-06	100 (49)
3.	Khyri Thomas, 2015-18	84 (53)
4.	P'Allen Stinnett, 2007-10	73 (47)
5.	Jahenns Manigat, 2010-14	68 (71)

*Bold italics indicates an active player in 2022-23*

# Single-Game Records

## Points Scored

Pts.	Name, Opponent	Date
51	Bob Portman vs. UW-Milwaukee	12/16/67
47	Eddie Cole at Morningside	11/29/54
46	Bob Portman vs. Weber State	12/23/68
45	Tim Powers at Idaho State	01/29/66
	Benoit Benjamin vs. Indiana State	01/19/85
	Doug McDermott vs. Providence	03/08/14
44	Doug McDermott at Bradley	01/07/12
43	Bob Portman at Kansas State	02/12/68
	Benoit Benjamin vs. Southern Illinois	01/17/85
42	Bob Portman vs. LaSalle	01/30/68
	Cavel Witter vs. Bradley	03/01/08
41	Doug McDermott vs. Wichita State	03/02/13
40	Chad Gallagher vs. Wichita State	02/17/90
	Rodney Buford vs. Bradley	12/30/98
39	Bob Portman at Oklahoma City	02/08/68
	Doug McDermott at Missouri State	01/11/13
	Doug McDermott vs. St. John's	01/28/14
	Doug McDermott vs. Villanova	02/16/14
	Mitch Ballock vs. DePaul	03/09/19

## Field Goals Made

FG	Name, Opponent	Date
19	Bob Portman vs. Weber State	12/23/68
	Bob Portman vs. LaSalle	01/30/68
18	Eddie Cole at Morningside	11/29/54
	Benoit Benjamin vs. Southern Illinois	01/17/85
	Benoit Benjamin vs. Indiana State	01/19/85
	Doug McDermott at Bradley	01/07/12
17	Paul Silas vs. Notre Dame	01/11/64
	Tim Powers at Idaho State	01/29/66
	Bob Portman vs. Houston	02/13/67
	Doug McDermott vs. Providence	03/08/14

## Field Goal Attempts

FGA	Name, Opponent	Date
41	Bob Portman vs. LaSalle	01/30/68
37	Bob Portman at Kansas State	02/12/68
	Bob Portman at Miami (Fla.)	02/24/68
36	Bob Portman vs. Arizona State	12/07/67
	Bob Portman at Oklahoma City	02/08/68
35	Bob Portman vs. UW-Milwaukee	12/16/67
34	Bob Portman vs. Oklahoma City	01/13/68
33	Bob Portman vs. Wichita State	11/30/68
	Bob Portman vs. Portland	02/08/69
	Bob Portman vs. St. Bonaventure	03/05/69

## Field Goal Percentage

(Minimum Nine Attempts)			
Pct.	Name (FG-FGA), Opponent	Date	
1.000	Bob Harstad (13-13) vs. UTSA	11/30/90	
	Anthony Tolliver (11-11) vs. Illinois St.	01/01/07	
	Vernon Moore (9-9) vs. Neb.-Kearney	11/24/84	
.932	Benoit Benjamin (12-13) at Tulsa	03/10/84	
.916	Jim Honz (11-12) at S. Illinois	01/25/79	
	Greg Brandon (11-12) vs. W. Texas A&M	01/21/84	
.909	Bob Harstad (10-11) vs. Siena	01/30/90	
.900	Vernon Moore (9-10) vs. Bradley	01/02/85	
	Khyri Thomas (9-10) at Loyola (Ill.)	12/05/15	
	Geoffrey Groselle (9-10) at St. John's	12/31/15	

*Bold italics indicates player active in 2022-23*

## 3-Point Field Goals

3FG	Name, Opponent	Date
11	Mitch Ballock vs. DePaul	03/09/19
9	Kyle Korver vs. Evansville	01/15/03
	Ethan Wragge at Villanova	01/20/14
8	Tad Ackerman at Drake	01/23/95
	Kyle Korver at Xavier	12/31/02
	Terrell Taylor vs. Florida	03/15/02
	Isaiah Zierden at DePaul	01/17/16
	Mitch Ballock vs. Marquette	12/14/20
	Ryan Hawkins at Georgetown	02/12/22
7	Gary Swain vs. Nebraska-Omaha	12/11/86
	Ryan Sears vs. Wyoming	12/06/97
	Kyle Korver vs. Notre Dame	11/26/02
	Kyle Korver vs. Fresno State	02/22/03
	Nate Funk at Nebraska	11/18/06
	Booker Woodfox at Saint Joseph's	12/06/08
	Ethan Wragge at Saint Joseph's	11/16/13
	Doug McDermott vs. DePaul	03/13/14
	Cole Huff vs. Seton Hall	03/10/16
	Ty-Shon Alexander vs. Clemson	11/21/18
	Mitch Ballock at Nebraska	12/08/18
	Marcus Zegarowski vs. Butler	02/23/20
	Mitch Ballock at Seton Hall	01/27/21
	<b>Trey Alexander vs. DePaul</b>	<b>12/25/22</b>
	<b>Trey Alexander vs. Georgetown</b>	<b>03/01/23</b>

## 3-Point FG Attempts

FGA	Name, Opponent	Date
18	Ryan Hawkins at Georgetown	02/12/22
15	Terrell Taylor vs. Florida	03/15/02
	Kyle Korver vs. Fresno State	02/22/03
	Ty-Shon Alexander vs. Villanova	01/13/19
14	Kyle Korver vs. BYU	12/07/02
	Kyle Korver at Nebraska	12/21/02
	Kyle Korver vs. Evansville	01/15/03
	Ethan Wragge at Villanova	01/20/14
	Mitch Ballock vs. Marquette	12/14/20
13	Tad Ackerman at Drake	01/23/95
	Tad Ackerman vs. Southern Illinois	02/27/95
	Edward St. Fleur vs. Missouri State	03/02/96
	Kyle Korver at Nebraska	01/02/01
	Kyle Korver vs. Iowa	03/15/01
	Kyle Korver at Xavier	12/31/02
	Ty-Shon Alexander vs. Gonzaga	12/01/18
	Mitch Ballock vs. Georgetown	03/04/20
	<b>Baylor Scheierman at Texas</b>	<b>12/01/22</b>

## 3-Point Percentage

Pct.	Name, Opponent (min. 5 3 FGA)	Date
1.000	Marcus Zegarowski (7-7) vs. Butler	02/23/20
	Kyle Korver (6-6) vs. Texas-Arlington	11/17/02
	Porter Moser (5-5) vs. Bradley	01/21/89
	Ben Walker (5-5) vs. Evansville	02/28/00
	Michael Lindeman (5-5) vs. Bradley	02/08/03
	Marcus Zegarowski (5-5) vs. Seton Hall	03/07/20
.917	Mitch Ballock (11-12) vs. DePaul	03/09/19
.857	Kyle Korver (6-7) vs. Missouri State	01/19/00
	Ryan Sears (6-7) at Indiana State	02/04/01
	Booker Woodfox (6-7) vs. Indiana St.	01/19/08
	Doug McDermott (6-7) vs. Indiana St.	03/09/13
	Rick Kreklow (6-7) vs. Marquette	02/14/15



**Mitch Ballock scored 39 points vs. DePaul on March 9, 2019, tying a BIG EAST record with 11 three-pointers in the win.**

## Free Throw Percentage

(Minimum 11 Attempts)			
Pct.	Name (FTM-FTA), Opponent	Date	
1.000	Doug Brookins (16-16) vs. S. Illinois	12/16/74	
	Mike Caruso (14-14) vs. LaSalle	01/21/70	
	Bob Portman (13-13) vs. Okla. City	01/13/68	
	Doug McDermott (13-13) vs. UAPB	12/17/13	
	Ben Walker (12-12) at Illinois State	02/05/00	
	Kyle Korver (12-12) vs. Grambling State	11/29/01	
	Kenny Evans (12-12) at Marquette	12/14/85	
	Doug McDermott (12-12) vs. Duke	03/24/13	
	Seven tied with 11-11, last by		
	Ty-Shon Alexander vs. Clemson	11/21/18	

## Free Throws Made

FT	Name, Opponent	Date
19	Bob Portman vs. UW-Milwaukee	12/16/67
17	Bob Harstad vs. Morgan State	12/22/89
15	Elton Tuttle at Canisius	01/30/54
	Bob Harstad vs. Cleveland State	12/06/89
	Bob Harstad at Southern Illinois	02/10/90
	Nate Funk vs. Dayton	11/26/05
14	Paul Silas vs. St. Mary's (CA)	12/20/62
	Vernon Moore vs. Regis	12/14/84
	Bob Harstad vs. Nebraska	12/14/89
	Bob Harstad vs. Southern Illinois	02/23/91
	Jerry Vanderheydt vs. Florida A&M	12/22/93

## Free Throw Attempts

FTA	Name, Opponent	Date
23	Bob Portman vs. UW-Milwaukee	12/16/67
22	Paul Silas vs. St. Mary's (CA)	12/20/62
20	Elton Tuttle at Canisius	01/30/54
	Bob Harstad vs. Morgan State	12/22/89
19	Bob Harstad vs. Cleveland State	12/06/89
18	Vernon Moore vs. Regis	12/14/84
	Kenny Evans vs. Southern Illinois	02/21/87
	Jerry Vanderheydt vs. Florida A&M	12/22/93
	Nate Funk vs. Dayton	11/26/05
16	Paul Silas vs. UCLA	12/20/61
	Paul Silas vs. Marquette	03/06/63
	Benoit Benjamin at Iowa State	12/01/84
	Bob Harstad at Southern Illinois	02/10/90
	Bob Harstad vs. Southern Illinois	02/23/91
	Doug McDermott vs. Seton Hall	02/23/14

## Assists

Ast.	Name, Opponent	Date
18	Ralph Bobik vs. Houston	02/17/73
17	Ralph Bobik at St. Francis (Pa.)	02/23/73
	Ralph Bobik vs. Bradley	01/22/74
16	Ralph Bobik vs. BYU	12/17/73
14	Maurice Watson Jr. at Seton Hall	01/09/16
	Maurice Watson Jr. at Providence	01/07/17
13	Latrell Wrightsell vs. Nebraska	12/07/91
	Jason Bey vs. Southern Illinois	02/27/95
	Maurice Watson Jr. vs. Akron	12/03/16
	Maurice Watson Jr. vs. Washington St.	11/18/16

## 20-Rebound Games

Reb.	Name, Opponent	Date
38	Paul Silas vs. Centenary	02/19/62
37	Paul Silas vs. Tennessee State	02/12/63
	Paul Silas vs. Colorado College	02/14/63
36	Paul Silas vs. Marquette	01/23/64
35	Paul Silas vs. Wabash	01/06/62
33	Paul Silas at UCLA	12/21/63
31	Paul Silas at Arizona State	12/13/63
	Paul Silas vs. Nevada	12/23/63
30	Paul Silas at La Salle	12/01/62
29	Paul Silas vs. Colorado College	12/01/61
	Paul Silas vs. North Dakota	03/03/62
	Paul Silas vs. Clemson	12/15/62

NOTE: Silas also had four games with 28 rebounds, two games with 27 rebounds, three games with 26 rebounds, one game with 25 rebounds, seven games with 24 rebounds and six games with 23 rebounds.

Others besides Silas listed below:

24	Ted Wuebben vs. Cleveland State	02/20/73
22	Benoit Benjamin vs. Briar Cliff	12/04/84
21	Cyril Baptiste vs. Idaho State	12/09/69
	Cyril Baptiste vs. Cal State Fullerton	12/11/69
	Ted Wuebben vs. Southern Illinois	03/07/72
20	Bob Gibson vs. Nebraska-Omaha	02/26/57
	Bob Portman vs. UW-Milwaukee	12/16/67
	Bob Harstad at Southern Illinois	01/23/89

## Blocked Shots

Blk.	Name, Opponent	Date
12	Benoit Benjamin at Bradley	02/02/85
11	Benoit Benjamin vs. Tulsa	02/16/84
10	Benoit Benjamin vs. Nebraska Omaha	12/22/83
	Benoit Benjamin at Illinois State	03/08/84
	Benoit Benjamin vs. Southern Illinois	01/17/85
9	Benoit Benjamin vs. West Texas A&M	01/21/84
8	Benoit Benjamin vs. Iowa State	12/10/83
	Benoit Benjamin at Chaminade	12/19/84
	Benoit Benjamin at Tulsa	01/12/85
	Doug Swenson at UMKC	11/18/98

## Steals

Stl.	Name, Opponent	Date
8	Latrell Wrightsell vs. Drake	03/02/91
	Latrell Wrightsell vs. Drake	02/21/91
7	Charles Butler vs. Wake Forest	12/30/74
	Mark Jones vs. St. Ambrose	12/21/82
	Vernon Moore vs. Southern	01/07/85
	James Farr at Iowa State	12/12/87
	Rodney Buford vs. UMKC	11/25/96
	Rodney Buford vs. Missouri State	01/21/98
	Anthony Tolliver at Evansville	02/07/06
	Johnny Mathies vs. Indiana State	02/22/06
	P'Allen Stinnett vs. Southern	12/15/08

## Bluejay Triple-Double Performances

Date	Player	Opponent	Pts.	Reb.	Ast.	Blk.	Stl.
02-02-85	Benoit Benjamin	at Bradley (ot)	29	12	0	12	3
01-17-85	Benoit Benjamin	vs. Southern Illinois	43	16	3	10	1
02-16-84	Benoit Benjamin	vs. Tulsa (ot)	24	17	1	11	0

No Creighton player has recorded a triple-double in the traditional fashion: double-digit totals for points, rebounds and assists.



## Season Records

### 500-point Seasons

Pts.	Name (Class)	Year
934	Doug McDermott (Sr.)	2013-14
834	Doug McDermott (Jr.)	2012-13
801	Doug McDermott (So.)	2011-12
738	Bob Portman (Jr.)	1967-68
734	Bob Harstad (Jr.)	1989-90
688	Benoit Benjamin (Jr.)	1984-85
681	Bob Portman (Sr.)	1968-69
671	Vernon Moore (Sr.)	1984-85
654	Marcus Foster (Sr.)	2017-18
651	Rod Mason (Sr.)	1987-88
638	Marcus Foster (Jr.)	2016-17
620	Chad Gallagher (Sr.)	1990-91
616	Ray Yost (Sr.)	1953-54
608	Eddie Cole (Jr.)	1953-54
604	Kyle Korver (Sr.)	2002-03
589	Rodney Buford (So.)	1996-97
586	Nate Funk (Jr.)	2004-05
585	Nate Funk (Sr.)	2006-07
584	Chad Gallagher (Jr.)	1989-90
581	Doug McDermott (Fr.)	2010-11
576	Rodney Buford (Sr.)	1998-99
573	Elton Tuttle (Sr.)	1953-54
573	Paul Silas (Jr.)	1962-63
570	Bob Harstad (Sr.)	1990-91
559	Tim Powers (Jr.)	1965-66
558	Wally Anderzunas (Sr.)	1968-69
555	Rick Apke (Jr.)	1976-77
551	Paul Silas (So.)	1961-62
545	Gene Harmon (Sr.)	1973-74
538	Duan Cole (Sr.)	1991-92
537	Paul Silas (Sr.)	1963-64
536	Booker Woodfox (Sr.)	2008-09
534	Ty-Shon Alexander (So.)	2018-19
530	Rodney Buford (Jr.)	1997-98
524	Ty-Shon Alexander (Jr.)	2019-20
517	Bob Harstad (So.)	1988-89
513	Rick Apke (Sr.)	1977-78
511	Antoine Young (Jr.)	2010-11
506	Bob Gibson (Jr.)	1955-56
500	Marcus Zegarowski (So.)	2019-20

### Scoring Average

Avg.	Name (Class, Year)	Pts.	GP
29.52	Bob Portman (Jr., 1967-68)	738	25
26.69	Doug McDermott (Sr., 2013-14)	934	35
26.19	Bob Portman (Sr., 1968-69)	681	26
23.58	Eddie Cole (Sr., 1954-55)	448	19
23.17	Doug McDermott (Jr., 2012-13)	834	36
22.89	Doug McDermott (So., 2011-12)	801	35
22.24	Bob Harstad (Jr., 1989-90)	734	33
22.04	Paul Silas (So., 1961-62)	551	25
22.00	Bob Gibson (Jr., 1955-56)	506	23
21.50	Tim Powers (Jr., 1965-66)	559	26
21.50	Benoit Benjamin (Jr., 1984-85)	688	32

### Field Goals Made

FG	Name (Class)	Year
330	Doug McDermott (Sr.)	2013-14
307	Doug McDermott (So.)	2011-12
303	Bob Portman (Jr.)	1967-68
284	Doug McDermott (Jr.)	2012-13
265	Vernon Moore (Sr.)	1984-85
259	Eddie Cole (Jr.)	1953-54
258	Benoit Benjamin (Jr.)	1984-85
258	Bob Harstad (Jr.)	1989-90
256	Bob Portman (Sr.)	1968-69
249	Wally Anderzunas (Sr.)	1968-69

### Field Goal Attempts

FGA	Name (Class)	Year
699	Bob Portman (Jr.)	1967-68
627	Doug McDermott (Sr.)	2013-14
584	Wally Anderzunas (Sr.)	1968-69
583	Bob Portman (Sr.)	1968-69
532	Marcus Foster (Jr.)	2016-17
531	Paul Silas (Jr.)	1962-63
529	Paul Silas (Sr.)	1963-64
524	Paul Silas (So.)	1961-62
518	Doug McDermott (Jr.)	2012-13
512	Rodney Buford (So.)	1996-97

### Field Goal Percentage

(Minimum 200 Attempts)

Pct.	Name (Class, Year)	FGM-FGA
<b>.704</b>	<b>Ryan Kalkbrenner (Jr., 2022-23)</b>	<b>171-243</b>
.702	Geoffrey Groselle (Sr., 2015-16)	146-208
.681	Christian Bishop (Jr., 2020-21)	141-207
.676	Justin Patton (Fr., 2016-17)	200-296
.674	Vernon Moore (Sr., 1984-85)	265-393
.657	Gregory Echenique (Sr., 2012-13)	138-210
.646	Ryan Kalkbrenner (So., 2021-22)	173-268
.607	Gregory Echenique (Jr., 2011-12)	130-214
.601	Doug McDermott (So., 2011-12)	307-511
.595	Vernon Moore (Jr., 1983-84)	188-316

### 3-pt Field Goals

3FG	Name (Class)	Year
129	Kyle Korver (Sr.)	2002-03
110	Ethan Wragge (Sr.)	2013-14
100	Kyle Korver (So.)	2000-01
97	Ty-Shon Alexander (So.)	2018-19
96	Doug McDermott (Sr.)	2013-14
95	Marcus Foster (Sr.)	2017-18
95	Mitch Ballock (So.)	2018-19
93	Mitch Ballock (Jr.)	2019-20
91	Booker Woodfox (Sr.)	2008-09
82	Tad Ackerman (Jr.)	1994-95

### 3-pt FG Percentage

(Minimum 50 Attempts)

Pct.	Name (Class, Year)	FGM-FGA
.490	Doug McDermott (Jr., 2012-13)	77-157
.486	Jimmy Motz (Jr., 2004-05)	54-111
.486	Doug McDermott (So., 2011-12)	54-111
.480	Kyle Korver (Sr., 2002-03)	129-269
.476	Booker Woodfox (Sr., 2008-09)	91-191
.47015	Duan Cole (Jr., 1990-91)	63-134
.47009	Ethan Wragge (Sr., 2013-14)	110-234
.4685	Nate Funk (Jr., 2004-05)	67-143
.4683	Jahenns Manigat (So., 2011-12)	59-126
.4675	Ben Walker (Jr., 1999-00)	36-77

### Consecutive Games With a 3FG

Streak	Name	Dates of Streak
33	Ty-Shon Alexander	Feb. 27, 2018-March 6, 2019
31	Booker Woodfox	Nov. 25, 2008-March 23, 2009
<b>31</b>	<b>Baylor Scheierman</b>	<b>Nov. 7, 2022 - Present</b>
28	Kyle Korver	Feb. 4, 2001-Feb. 6, 2002
27	Kyle Korver	Feb. 13, 2002-Jan. 20, 2003
25	Rodney Buford	Jan. 25, 1997-Jan. 10, 1998
23	Ethan Wragge	Nov. 8, 2013-Feb. 9, 2014
23	Mitch Ballock	Nov. 12, 2019-Feb. 8, 2020
23	Marcus Zegarowski	Dec. 17, 2020 - March 28, 2021
22	Khyri Thomas	Jan. 28-Dec. 5, 2017
21	Ethan Wragge	Jan. 3-March 24, 2010

### Rebounds

Reb.	Name (Class)	Year
631	Paul Silas (Sr.)	1963-64
563	Paul Silas (So.)	1961-62
557	Paul Silas (Jr.)	1962-63
451	Benoit Benjamin (Jr.)	1984-85
385	Bob Portman (Jr.)	1967-68
362	Dick Hartman (Jr.)	1959-60
332	Gregory Brandon (Sr.)	1983-84
330	George Morrow (Sr.)	1980-81
317	Elton McGriff (Sr.)	1964-65
308	Bob Portman (Sr.)	1968-69

### Free Throws Made

FT	Name (Class)	Year
218	Bob Harstad (Jr.)	1989-90
215	Elton Tuttle (Sr.)	1953-54
189	Doug McDermott (Jr.)	2012-13
187	Elton Tuttle (Jr.)	1952-53
178	Ray Yost (Sr.)	1953-54
178	Doug McDermott (Sr.)	2013-14
172	Benoit Benjamin (Jr.)	1984-85
169	Bob Portman (Sr.)	1968-69
162	Bob Gibson (Jr.)	1955-56
153	Dick Harvey (Sr.)	1959-60

### Free Throw Attempts

FTA	Name (Class)	Year
313	Elton Tuttle (Sr.)	1953-54
273	Bob Harstad (Jr.)	1989-90
243	Ray Yost (Sr.)	1953-54
233	Benoit Benjamin (Jr.)	1984-85
228	Paul Silas (Jr.)	1962-63
225	Bob Harstad (So.)	1988-89
219	Bob Gibson (Jr.)	1955-56
216	Doug McDermott (Jr.)	2012-13
215	Paul Silas (So.)	1961-62
210	Bob Portman (Sr.)	1968-69

### Free Throw Percentage

(Minimum 70 Attempts)

Pct.	Name (Class, Year)	FTM-FTA
.908	Kyle Korver (Sr., 2002-03)	109-120
.890	Kyle Korver (Jr., 2001-02)	97-109
.882	Doug Brookins (Sr., 1974-75)	98-111
.880	Mike Caruso (Sr., 1970-71)	95-108
.875	Doug McDermott (Jr., 2012-13)	189-216
.868	Booker Woodfox (Sr., 2008-09)	99-114
.867	Kyle Korver (So., 2000-01)	72-83
.864	Doug McDermott (Sr., 2013-14)	178-206
.863	Nate Funk (Sr., 2006-07)	126-146
.860	Ty-Shon Alexander (Jr., 2019-20)	117-136
.855	Ryan Sears (So., 1998-99)	71-83



**Ty-Shon Alexander owns the Creighton record for consecutive games with a three-pointer (33).**



**The top three rebound totals in Creighton single-season history belong to Paul Silas.**

### Steals

Stl.	Name (Class)	Year
80	Ryan Sears (Jr.)	1999-00
73	Ryan Sears (Sr.)	2000-01
72	Latrell Wrightsell (Sr.)	1991-92
70	Duan Cole (Sr.)	1991-92
70	Josh Dotzler (Sr.)	2008-09
68	Ryan Sears (So.)	1998-99
63	James Farr (Jr.)	1987-88
62	Ryan Sears (Fr.)	1997-98
59	Rodney Buford (Sr.)	1998-99
59	Johnny Mathies (Jr.)	2004-05

### Assists

Ast.	Name (Class)	Year
252	Ralph Bobik (Sr.)	1973-74
229	Maurice Watson Jr. (Jr.)	2015-16
210	Grant Gibbs (Jr.)	2012-13
205	Randy Eckker (Jr.)	1976-77
195	Antoine Young (Jr.)	2010-11
184	Tyler McKinney (Sr.)	2004-05
176	Grant Gibbs (So.)	2011-12
175	Ryan Sears (Jr.)	1999-00
162	Ralph Bobik (Jr.)	1972-73
162	Maurice Watson Jr. (Sr.)	2016-17

### Blocked Shots

Blk.	Name (Class)	Year
162	Benoit Benjamin (Jr.)	1984-85
157	Benoit Benjamin (So.)	1983-84
92	Benoit Benjamin (Fr.)	1982-83
89	Ryan Kalkbrenner (So.)	2021-22
70	Chad Gallagher (Sr.)	1990-91
62	Chad Gallagher (Jr.)	1989-90
62	Gregory Echenique (Sr.)	2012-13
<b>62</b>	<b>Ryan Kalkbrenner (Jr.)</b>	<b>2022-23</b>
57	Doug Swenson (Jr.)	1997-98
57	Anthony Tolliver (Sr.)	2006-07
57	Gregory Echenique (Jr.)	2011-12

### Consecutive Free Throws

Since 1980

FT	Name	Dates of Streak
45	Doug McDermott	Dec. 1, 2013-Jan. 4, 2014
36	Booker Woodfox	Dec. 6, 2008-Jan. 6, 2009
35	Bob Portman	1967-68
32	Michael Lindeman	Jan. 23-Nov. 29, 2003
28	Kyle Korver	Jan. 27-March 15, 2001
28	Doug McDermott	March 10-Nov. 8, 2013
27	Matt West	Nov. 27, 1999-Jan. 15, 2000
27	Kyle Korver	Jan. 29-Nov. 20, 2000
27	Nate Funk	Dec. 30, 2006-Jan. 12, 2007
26	Isaiah Zierden	Jan. 4-March 9, 2017

*Bold italics indicates player active in 2022-23*


## Career Records

### Points Scored

Pts.	Name	Years
3,150	Doug McDermott	2010-14
2,116	Rodney Buford	1995-99
2,110	Bob Harstad	1987-91
1,983	Chad Gallagher	1987-91
1,876	Bob Portman	1966-69
1,801	Kyle Korver	1999-03
1,754	Nate Funk	2002-07
1,682	Rick Apke	1974-78
1,661	Paul Silas	1961-64
1,654	Vernon Moore	1981-85
1,575	Benoit Benjamin	1982-85
1,526	John C. Johnson	1975-79
1,500	Kevin McKenna	1977-81
1,437	Eddie Cole	1951-55
1,369	Gene Harmon	1971-74
1,361	Duan Cole	1987-92
1,342	Antoine Young	2008-12
1,313	Kenny Lawson Jr.	2006-11
1,309	Ryan Sears	1997-01
1,304	Mitch Ballock	2017-21
1,303	Elton Tuttle	1951-54
1,293	Marcus Zegarowski	2018-21
1,292	Marcus Foster	2016-18
1,272	Bob Gibson	1954-57
1,267	Wally Anderzunas	1965-67, 1968-69
1,254	Gary Swain	1983-87
1,241	Ty-Shon Alexander	2017-20
1,238	Ben Walker	1997-01
1,196	Ray Yost	1951-54
1,172	Dick Harvey	1956-59
1,155	Ethan Wragge	2009-14
1,152	Dane Watts	2004-08
1,140	Khyri Thomas	2015-18
1,116	Kenny Evans	1982-87
1,115	Doug Brookins	1972-75
1,115	Daryl Stovall	1978-82
1,093	Tim Powers	1964-67
1,050	Reggie Morris	1982-86
<b>1,048</b>	<b>Ryan Kalkbrenner</b>	<b>2020-Pres.</b>
1,031	Johnny Mathies	2003-06
1,024	P'Allen Stinnett	2007-10
1,023	Rod Mason	1986-88
1,013	Austin Chatman	2011-15
1,006	Gregory Echenique	2010-13
1,004	Anthony Tolliver	2003-07

### Scoring Average

Avg.	Name, Years	Pts.	GP
24.68	Bob Portman, 1966-69	1,876	76
21.72	Doug McDermott, 2010-14	3,150	145
20.51	Paul Silas, 1961-64	1,661	81
20.19	Bob Gibson, 1954-57	1,272	63
19.00	Marcus Foster, 2016-18	1,292	68
18.10	Benoit Benjamin, 1982-85	1,575	87
17.93	Rodney Buford, 1995-99	2,116	118
17.36	Wally Anderzunas, 1965-69	1,267	73
17.35	Tim Powers, 1964-67	1,093	63
17.05	Rod Mason, 1986-88	1,023	60



**Doug McDermott is one of 11 men in NCAA history to score 3,000 career points.**

### Field Goals Made

FG	Name	Years
1,141	Doug McDermott	2010-14
811	Chad Gallagher	1987-91
778	Rodney Buford	1995-99
759	Bob Harstad	1987-91
747	Bob Portman	1966-69
673	Rick Apke	1975-78
649	Vernon Moore	1981-85
643	Paul Silas	1961-64
621	Nate Funk	2002-07
619	John C. Johnson	1975-79

### Field Goal Attempts

FGA	Name	Years
2,075	Doug McDermott	2010-14
1,739	Rodney Buford	1995-99
1,705	Bob Portman	1966-69
1,584	Paul Silas	1961-64
1,558	Bob Harstad	1987-91
1,472	Chad Gallagher	1987-91
1,345	Wally Anderzunas	1965-69
1,307	Nate Funk	2002-07
1,258	Rick Apke	1974-78
1,255	Kevin McKenna	1977-81

### Field Goal Percentage

(Minimum 300 Attempts)

Pct.	Name, Years	FGM-FGA
.684	Geoffrey Groselle, 2012-16	232-339
<b>.668</b>	<b>Ryan Kalkbrenner, 2020-Pres.</b>	<b>424-635</b>
.645	Christian Bishop, 2018-21	296-459
.628	Zach Hanson, 2013-17	218-347
.625	Gregory Echenique, 2010-13	374-598
.615	Will Artino, 2011-15	256-416
.611	Mike Grimes, 2000-04	292-478
.602	Martin Krampelj, 2015-19	311-517
.585	Vernon Moore, 1981-85	649-1,109
.562	Benoit Benjamin, 1982-85	610-1,085

### 3-pt Field Goals

3FG	Name	Years
371	Kyle Korver	1999-03
334	Ethan Wragge	2009-14
308	Mitch Ballock	2017-21
274	Doug McDermott	2010-14
245	Ryan Sears	1997-01
215	Marcus Zegarowski	2018-21
212	Rodney Buford	1995-99
210	Ty-Shon Alexander	2017-20
206	Jahenns Manigat	2010-14
200	Nate Funk	2002-07

### 3-pt FG Attempts

FGA	Name	Years
819	Kyle Korver	1999-03
773	Mitch Ballock	2017-21
761	Ethan Wragge	2009-14
689	Ryan Sears	1997-01
598	Doug McDermott	2010-14
565	Ty-Shon Alexander	2017-20
558	Rodney Buford	1995-99
508	Jahenns Manigat	2010-14
508	Marcus Zegarowski	2018-21
492	Nate Funk	2002-07
481	Matt Roggenburk	1986-90

### 3-pt FG Percentage

(Minimum 100 Attempts)

Pct.	Name, Years	3FGM-FGA
.458	Doug McDermott, 2010-14	274-598
.455	Booker Woodfox, 2007-09	147-323
.453	Kyle Korver, 1999-03	371-819
.441	Rod Mason, 1986-88	132-299
.440	Nerijus Karlikanovas, 1998-00	48-109
.439	Ethan Wragge, 2009-14	334-761
.431	Michael Lindeman, 2000-04	62-144
.429	Duan Cole, 1987-92	176-410
.423	Marcus Zegarowski, 2018-21	215-508
.407	Cole Huff, 2015-17	124-305

### Free Throws Made

FT	Name	Years
594	Doug McDermott	2010-14
588	Bob Harstad	1987-91
525	Elton Tuttle	1951-54
418	Bob Gibson	1954-57
382	Bob Portman	1966-69
375	Paul Silas	1961-64
362	Antoine Young	2008-12
356	Vernon Moore	1981-85
355	Benoit Benjamin	1982-85
350	Dick Harvey	1956-60

### Free Throw Attempts

FTA	Name	Years
800	Bob Harstad	1987-91
759	Elton Tuttle	1951-54
715	Doug McDermott	2010-14
637	Paul Silas	1961-64
575	Bob Gibson	1954-57
509	Antoine Young	2008-12
505	Dick Harvey	1956-60
503	Vernon Moore	1981-85
493	Benoit Benjamin	1982-85
487	Bob Portman	1966-69

### Free Throw Percentage

(Minimum 200 Attempts)

Pct.	Name, Years	FTM-FTA
.891	Kyle Korver, 1999-03	312-350
.844	Mike Caruso, 1968-71	276-327
.831	Doug McDermott, 2010-14	594-715
.826	Cavel Witter, 2007-10	246-298
.817	Nate Funk, 2002-07	312-382
.813	Ty-Shon Alexander, 2017-20	231-284
.807	Ryan Sears, 1997-01	330-409
.800	Rick Apke, 1975-78	336-420
.796	James Farr, 1987-89	212-266
.786	Austin Chatman, 2011-15	246-313

### Rebounds

Reb.	Name	Years
1,751	Paul Silas	1961-64
1,126	Bob Harstad	1987-91
1,088	Doug McDermott	2010-14
1,005	Benoit Benjamin	1982-85
979	Bob Portman	1966-69
891	Chad Gallagher	1987-91
762	Kenny Lawson Jr.	2006-11
716	Rodney Buford	1995-99
709	Rick Apke	1974-78
696	Wally Anderzunas	1965-67, 1968-69

*Bold italics indicates player active in 2022-23*

### Blocked Shots


Since 1979-80

Blk.	Name	Years
411	Benoit Benjamin	1982-85
<b>189</b>	<b>Ryan Kalkbrenner</b>	<b>2020-Pres.</b>
183	Chad Gallagher	1987-91
174	Gregory Echenique	2010-13
153	Kenny Lawson Jr.	2006-11
138	Brody Deren	2001-04
136	Anthony Tolliver	2003-07
109	Doug Swenson	1997-99
104	Joe Dabbert	2000-04
82	Christian Bishop	2018-21

### Assists

Since 1970-71

Ast.	Name	Years
570	Ryan Sears	1997-01
549	Ralph Bobik	1971-74
505	Antoine Young	2008-12
498	Grant Gibbs	2011-14
493	Austin Chatman	2011-15
458	Randy Eckcer	1974-78
430	Tyler McKinney	2001-05
418	Vernon Moore	1981-85
391	Maurice Watson Jr.	2015-17
389	Marcus Zegarowski	2018-21



**Ryan Sears remains Creighton's all-time leader in both career assists (570) and career steals (283).**

### Steals

Since 1979-80

Stl.	Name	Years
283	Ryan Sears	1997-01
196	Josh Dotzler	2005-09
195	Rodney Buford	1995-99
186	Duan Cole	1987-92
172	Kyle Korver	1999-03
157	Johnny Mathies	2003-06
154	Latrell Wrightsell	1988-92
150	Vernon Moore	1981-85
148	Ben Walker	1997-01
141	Khyri Thomas	2015-18

## Creighton's All-Time BIG EAST Tournament Results

All-Time Record: 9-8 in 9 appearances (not counting 2020, when CU's quarterfinal game was canceled at halftime due to COVID-19)

**Home: 0-0**  
**First Round: 1-0**  
**As A "Better" Seed: 6-3**

**Away: 0-0**  
**Quarterfinals: 4-4**  
**As A "Worse" Seed: 3-5**

**Neutral: 9-8**  
**Semifinals: 4-0**  
**In Overtime Games: 0-1**

**Finals: 0-4**

Date	Site	Round	CU Seed	Opp Seed	Opponent	Result	Attendance	Top Scorer	Top Rebounder
03/13/14	New York, N.Y.	Quarterfinals	2	10	vs. DePaul	W 84-62	13,807	35 Doug McDermott	8 Ethan Wragge
03/14/14	New York, N.Y.	Semifinals	2	3	vs. Xavier	W 86-78	15,580	32 Doug McDermott	5 Grant Gibbs
03/15/14	New York, N.Y.	Finals	2	4	vs. Providence	L 58-65	15,290	27 Doug McDermott	5 Doug McDermott
03/11/15	New York, N.Y.	First Round	10	7	vs. DePaul	W 78-63	12,588	22 James Milliken	8 Will Artino
03/12/15	New York, N.Y.	Quarterfinals	10	2	vs. #23 Georgetown	L 55-60	13,245	17 James Milliken	9 Devin Brooks
03/10/16	New York, N.Y.	Quarterfinals	6	3	vs. Seton Hall	L 73-81	13,813	35 Cole Huff	9 Cole Huff
03/09/17	New York, N.Y.	Quarterfinals	6	3	vs. Providence	W 70-58	16,003	19 Khyri Thomas	8 Justin Patton
03/10/17	New York, N.Y.	Semifinals	6	7	vs. Xavier	W 75-72	19,812	21 Patton/Foster	4 Khyri Thomas
03/11/17	New York, N.Y.	Finals	6	1	vs. #2 Villanova	L 60-74	19,812	13 Huff/Foster	7 Ronnie Harrell Jr.
03/08/18	New York, N.Y.	Quarterfinals	4	5	vs. Providence	L 68-72 (OT)	17,647	19 Marcus Foster	7 Thomas/Hegner
03/14/19	New York, N.Y.	Quarterfinals	5	4	vs. Xavier	L 61-63	19,534	21 Ty-Shon Alexander	9 Martin Krampelj
03/12/20	New York, N.Y.	Quarterfinals	1	9	vs. St. John's	Game (and tournament) cancelled at halftime due to COVID-19 pandemic			
03/11/21	New York, N.Y.	Quarterfinals	2	10	vs. Butler	W 87-56	n/a	18 Marcus Zegarowski	4 Zegarowski/Mahoney/Jones
03/12/21	New York, N.Y.	Semifinals	2	3	vs. Connecticut	W 59-56	824	14 Damien Jefferson	12 Damien Jefferson
03/13/21	New York, N.Y.	Finals	2	8	vs. Georgetown	L 48-73	824	17 Marcus Zegarowski	5 Mitch Ballock
03/10/22	New York, N.Y.	Quarterfinals	4	5	vs. Marquette	W 74-63	19,812	18 Ryan Hawkins	9 Kalkbrenner/Hawkins
03/11/22	New York, N.Y.	Semifinals	4	1	vs. #11 Providence	W 85-58	19,812	18 Alex O'Connell	12 Ryan Hawkins
03/12/22	New York, N.Y.	Finals	4	2	#8 Villanova	L 48-54	19,812	19 Ryan Kalkbrenner	12 Arthur Kaluma

## All-Time BIG EAST Tournament Statistics

### Creighton's All-Time BIG EAST Tournament Statistics (sorted by points scored)

Name	Years	GP-GS	Min	FGM-A	Pct.	3FGM-A	Pct.	FTM-A	Pct.	Reb.	RPG	PF-D	Ast	TO	Blk	Stl	Pts.	Avg.
Doug McDermott	2014	3-3	110	34-61	.557	14-28	.500	12-14	.857	14	4.7	7-0	5	4	0	1	94	31.3
Cole Huff	2016, 17	4-4	118	23-41	.561	14-27	.519	9-10	.900	16	4.0	3-0	2	3	0	1	69	17.3
Marcus Foster	2017, 18	4-4	132	26-61	.426	8-22	.364	8-18	.444	13	3.3	12-0	13	11	0	1	68	17.0
<b>Ryan Kalkbrenner</b>	<b>2021, 22</b>	<b>6-3</b>	<b>135</b>	<b>25-34</b>	<b>.735</b>	<b>0-0</b>	<b>---</b>	<b>10-18</b>	<b>.556</b>	<b>32</b>	<b>5.3</b>	<b>10-0</b>	<b>5</b>	<b>7</b>	<b>12</b>	<b>1</b>	<b>60</b>	<b>10.0</b>
James Milliken	2015, 16	3-3	114	19-37	.514	8-19	.421	11-15	.733	9	3.0	4-0	10	3	0	2	57	19.0
Marcus Zegarowski	2019, 21	4-4	134	23-40	.575	10-18	.556	0-0	---	15	3.8	10-0	15	9	0	5	56	14.0
Alex O'Connell	2021, 22	6-3	145	19-51	.373	10-32	.313	8-8	1.000	28	4.7	12-0	9	6	0	5	56	9.3
Austin Chatman	2014, 15	5-5	176	15-32	.469	4-14	.286	14-19	.737	17	3.4	7-0	27	11	0	2	48	9.6
Khyri Thomas	2016, 17, 18	5-4	154	14-37	.378	4-14	.286	11-12	.923	20	4.0	9-0	12	17	2	9	43	8.6
Mitch Ballock	2018, 19, 21	5-5	163	14-41	.341	9-30	.300	5-6	.833	19	4.8	7-0	10	8	0	1	42	8.4
<b>Arthur Kaluma</b>	<b>2022</b>	<b>3-3</b>	<b>90</b>	<b>15-33</b>	<b>.455</b>	<b>3-13</b>	<b>.231</b>	<b>7-8</b>	<b>.875</b>	<b>19</b>	<b>6.3</b>	<b>11-1</b>	<b>5</b>	<b>7</b>	<b>0</b>	<b>3</b>	<b>40</b>	<b>13.3</b>
Justin Patton	2017	3-3	86	19-27	.704	1-1	1.000	1-6	.167	16	5.3	12-1	0	4	3	1	40	13.3
<b>Trey Alexander</b>	<b>2022</b>	<b>3-3</b>	<b>103</b>	<b>11-29</b>	<b>.379</b>	<b>2-9</b>	<b>.222</b>	<b>10-12</b>	<b>.833</b>	<b>14</b>	<b>4.7</b>	<b>7-0</b>	<b>12</b>	<b>7</b>	<b>2</b>	<b>5</b>	<b>34</b>	<b>11.3</b>
Damien Jefferson	2021	3-3	85	11-30	.367	3-11	.273	8-12	.667	17	5.7	3-0	3	8	3	1	33	11.0
Devin Brooks	2014, 15	5-0	94	7-23	.304	1-4	.250	13-16	.813	20	4.0	4-0	16	11	0	3	28	5.6
Davion Mintz	2017, 18, 19	5-5	114	8-24	.333	1-8	.125	11-17	.647	11	2.2	15-1	14	6	1	6	28	5.6
Ryan Hawkins	2022	3-3	113	12-33	.364	4-17	.235	0-1	.000	26	8.7	5-0	3	5	1	3	28	9.3
Ethan Wragge	2014	3-3	78	8-19	.421	8-19	.421	2-2	1.000	13	4.3	7-0	1	1	1	0	26	8.7
Ty-Shon Alexander	2018, 19	2-1	57	9-20	.450	5-11	.455	2-3	.667	5	2.5	2-0	4	0	1	3	25	12.5
Jahenns Manigat	2014	3-3	90	8-17	.471	7-15	.467	2-2	1.000	9	3.0	9-0	5	3	0	1	25	8.3
Avery Dingman	2014, 15	5-0	87	10-19	.526	2-6	.333	2-2	1.000	11	2.2	11-1	2	2	1	1	24	4.8
Will Artino	2014, 15	5-0	81	10-17	.588	0-0	---	3-6	.500	22	4.4	16-0	1	3	4	4	23	4.6
Christian Bishop	2019, 21	4-3	73	11-21	.524	0-0	---	1-8	.125	16	4.0	12-0	5	7	2	3	23	5.8
Geoffrey Groselle	2014, 15, 16	4-3	66	8-12	.667	0-0	---	6-7	.857	4	1.0	11-2	1	5	4	2	22	5.5
Isaiah Zierden	2016, 17	4-1	80	4-13	.308	3-11	.273	6-7	.857	12	3.0	7-0	4	1	0	2	17	4.3
Zach Hanson	2014, 15, 16, 17	8-0	41	8-12	.667	0-0	---	0-2	.000	10	1.3	5-0	1	3	0	1	16	2.0
Martin Krampelj	2017, 19	4-1	40	7-15	.467	0-2	.000	0-2	.000	10	2.5	7-0	2	2	1	0	14	3.5
Denzel Mahoney	2021	3-3	85	4-27	.148	4-16	.250	2-2	1.000	12	4.0	8-0	4	0	0	4	14	4.7
Rick Kreklow	2015	2-2	54	3-14	.214	2-10	.200	4-4	1.000	6	3.0	6-0	6	2	0	0	12	6.0
Grant Gibbs	2014	3-3	74	4-7	.571	1-3	.333	3-7	.429	10	3.3	8-0	8	4	0	2	12	4.0
Toby Hegner	2015, 16, 17, 18	7-3	90	4-13	.308	1-6	.167	3-4	.750	16	2.3	19-1	3	7	0	1	12	1.7
<b>Shereef Mitchell</b>	<b>2021</b>	<b>2-0</b>	<b>24</b>	<b>4-5</b>	<b>.800</b>	<b>3-3</b>	<b>1.000</b>	<b>0-0</b>	<b>---</b>	<b>2</b>	<b>1.0</b>	<b>4-0</b>	<b>1</b>	<b>2</b>	<b>0</b>	<b>2</b>	<b>11</b>	<b>5.5</b>
Rati Andronikashvili	2022	3-0	59	3-11	.273	2-5	.400	2-4	.500	6	2.0	3-0	3	7	0	3	10	3.3
Ronnie Harrell Jr.	2016, 17, 18	4-0	30	4-10	.400	1-5	.200	0-1	.000	11	2.8	1-0	4	2	0	1	9	2.3
Jacob Epperson	2018, 21	3-0	26	4-6	.667	1-2	.500	0-0	---	3	1.0	2-0	0	1	5	1	9	3.0
Antwann Jones	2021	3-0	33	3-5	.600	2-3	.667	0-0	---	8	2.7	3-0	6	1	1	0	8	2.7
KeyShawn Feazell	2022	3-0	25	3-5	.600	0-1	.000	1-1	1.000	7	2.3	3-0	2	0	1	0	7	2.3
Maurice Watson Jr.	2016	1-1	38	3-12	.250	0-3	.000	0-0	---	1	1.0	5-1	6	5	0	0	6	6.0
Tyler Clement	2015, 16, 17	5-0	37	2-5	.400	1-3	.333	0-0	---	4	0.8	3-0	2	2	1	1	5	1.0
<b>Devin Davis</b>	<b>2021, 22</b>	<b>3-0</b>	<b>6</b>	<b>2-2</b>	<b>1.000</b>	<b>1-1</b>	<b>---</b>	<b>0-0</b>	<b>---</b>	<b>0</b>	<b>0.0</b>	<b>1-0</b>	<b>0</b>	<b>0</b>	<b>0</b>	<b>0</b>	<b>5</b>	<b>1.7</b>
Malik Albert	2016	1-0	20	1-4	.250	0-0	---	0-0	---	2	2.0	1-0	0	1	0	3	2	2.0
Connor Cashaw	2019	1-0	11	1-1	1.000	0-0	---	0-0	---	3	3.0	2-0	0	0	0	0	2	2.0
Kaleb Joseph	2019	1-0	14	1-6	.167	0-3	.000	0-0	---	0	0.0	1-0	1	0	0	0	2	2.0
<b>Sami Osmani</b>	<b>2021, 22</b>	<b>2-0</b>	<b>5</b>	<b>1-3</b>	<b>.333</b>	<b>0-2</b>	<b>.000</b>	<b>0-0</b>	<b>---</b>	<b>1</b>	<b>1.0</b>	<b>1-0</b>	<b>0</b>	<b>0</b>	<b>0</b>	<b>0</b>	<b>2</b>	<b>1.0</b>
Andrew Merfeld	2021	1-0	2	1-1	1.000	0-0	---	0-0	---	0	0.0	0-0	0	0	0	0	2	2.0
Alex Olson	2014	1-0	2	0-0	.000	0-0	.000	0-0	.000	1	1.0	0-0	0	0	0	0	0	0.0
Gabriel Connealy	2015	1-0	1	0-0	---	0-0	---	0-0	---	1	1.0	0-0	0	0	0	0	0	0.0
Mogboluwaga Oginni	2015	1-0	1	0-0	---	0-0	---	0-0	---	0	0.0	0-0	0	0	0	0	0	0.0
Kobe Paras	2017	1-0	1	0-0	---	0-0	---	0-0	---	0	0.0	0-0	0	0	0	0	0	0.0
Jordan Scurry	2017	1-0	1	0-1	.000	0-1	.000	0-0	---	0	0.0	0-0	0	0	0	0	0	0.0
Samson Froling	2019	1-0	6	0-1	.000	0-0	---	0-0	---	0	0.0	0-0	0	0	0	0	0	0.0
Jett Canfield	2021	2-0	12	0-1	.000	0-1	.000	0-0	---	0	0.0	0-0	1	0	0	0	0	0.0
Nic Zeil	2021	2-0	6	0-0	---	0-0	---	0-0	---	5	2.5	0-0	0	2	0	0	0	0.0
Modestas Kancleris	2022	1-0	3	0-0	---	0-0	---	0-0	---	1	1.0	0-0	0	0	0	1	0	0.0



## Creighton's BIG EAST Tournament Records

### Individual, Single Game

[illegible]



Rebounds	.833	Trey Alexander (10-12) (3g)	2022	<b>5.3 Ryan Kalkbrenner (6g)</b>	<b>2021, 22</b>
26 Ryan Kalkbrenner (3g)	2022				
26 Ryan Hawkins (3g)	2022	Assists		Field Goals Made	
19 Arthur Kaluma (3g)	2022	20 Austin Chatman (3g)	2014	34 Doug McDermott (3g)	2014
17 Damien Jefferson (3g)	2021	12 Marcus Zegarowski (3g)	2021	26 Marcus Foster (4g)	2017, 18
16 Justin Patton (3g)	2017	12 Trey Alexander (3g)	2022	<b>25 Ryan Kalkbrenner (6g)</b>	<b>2021, 22</b>
		11 Khyri Thomas (3g)	2017	23 Cole Huff (4g)	2016, 17
		10 Marcus Foster (3g)	2017	23 Marcus Zegarowski (4g)	2019, 21
Rebounds Per Game (min. 2 games)					
8.7 Ryan Kalkbrenner (3g)	2022				
8.7 Ryan Hawkins (3g)	2022	Turnovers		Field Goals Attempted	
7.0 Devin Brooks (2g)	2015	12 Khyri Thomas (3g)	2017	61 Doug McDermott (3g)	2014
7.0 Will Artino (2g)	2015	8 Marcus Foster (3g)	2017	61 Marcus Foster (4g)	2017, 18
6.3 Arthur Kaluma (3g)	2022	8 Damien Jefferson (3g)	2021	51 Alex O'Connell (6g)	2021, 22
		7 Christian Bishop (3g)	2021	41 Cole Huff (3g)	2016, 17
		7 Arthur Kaluma (3g)	2022	41 Mitch Ballock (5g)	2018, 19, 21
Field Goals Made		7 Trey Alexander (3g)	2022		
34 Doug McDermott (3g)	2014	7 Rati Andronikashvili (3g)	2022	Field Goal Percentage (min. 8 FG made)	
20 Marcus Zegarowski (3g)	2021			<b>.735 Ryan Kalkbrenner (25-34) (6g)</b>	<b>2021, 22</b>
19 Justin Patton (3g)	2017	Steals		.704 Justin Patton (19-27) (3g)	2017
19 Ryan Kalkbrenner (3g)	2022	5 Khyri Thomas (3g)	2017	.667 Geoffrey Groselle (8-12) (4g)	2014, 15, 16
18 Marcus Foster (3g)	2017	5 Trey Alexander (3g)	2022	.667 Zach Hanson (8-12) (8g)	2014, 15, 16, 17
		4 Davion Mintz (3g)	2017	.588 Will Artino (10-17) (5g)	2014, 15
Field Goals Attempted		4 Khyri Thomas (1g)	2018		
61 Doug McDermott (3g)	2014	4 Marcus Zegarowski (3g)	2021	3-Point Field Goals Made	
43 Marcus Foster (3g)	2017	4 Denzel Mahoney (3g)	2021	14 Doug McDermott (3g)	2014
34 Alex O'Connell (3g)	2022			14 Cole Huff (4g)	2016, 17
33 Ryan Hawkins (3g)	2022	Blocked Shots		10 Marcus Zegarowski (4g)	2019, 21
33 Arthur Kaluma (3g)	2022	9 Ryan Kalkbrenner (3g)	2022	10 Alex O'Connell (6g)	2021, 22
		5 Jacob Epperson (1g)	2018	9 Mitch Ballock (5g)	2018, 19, 21
Field Goal Percentage (min. 8 FG made)		3 Justin Patton (3g)	2017		
.760 Ryan Kalkbrenner (19-25) (3g)	2022	3 Damien Jefferson (3g)	2021	3-Point Field Goals Attempted	
.704 Justin Patton (19-27) (3g)	2017	3 Ryan Kalkbrenner (3g)	2021	32 Alex O'Connell (6g)	2021, 22
.688 Cole Huff (11-16) (1g)	2016			30 Mitch Ballock (5g)	2018, 19, 21
.667 Avery Dingman (8-12) (3g)	2014	Minutes		28 Doug McDermott (3g)	2014
.625 Marcus Zegarowski (20-32) (3g)	2021	113 Ryan Hawkins (3g)	2022	27 Cole Huff (4g)	2016, 17
		110 Doug McDermott (3g)	2014	22 Marcus Foster (4g)	2017, 18
3-Point Field Goals Made		109 Khyri Thomas (3g)	2017		
14 Doug McDermott (3g)	2014	105 Alex O'Connell (3g)	2022	3-Point Field Goal Percentage (min. 4 3 FG's made)	
8 Ethan Wragge (3g)	2014	103 Austin Chatman (3g)	2014	.556 Marcus Zegarowski (10-18) (4g)	2019, 21
8 Marcus Zegarowski (3g)	2021	103 Trey Alexander (3g)	2022	.519 Cole Huff (14-27) (4g)	2016, 17
7 Jahenns Manigat (3g)	2014			.500 Doug McDermott (14-28) (3g)	2014
7 James Milliken (2g)	2015	All-Tournament Team Honors		.467 Jahenns Manigat (7-15) (3g)	2014
7 Cole Huff (1g)	2016	2014 Doug McDermott		.455 Ty-Shon Alexander (5-11) (2g)	2018, 19
7 Cole Huff (3g)	2017	2014 Austin Chatman			
7 Alex O'Connell (3g)	2022	2017 Marcus Foster		Free Throws Made	
		2021 Marcus Zegarowski		14 Austin Chatman (5g)	2014, 15
3-Point Field Goals Attempted		2022 Arthur Kaluma		13 Devin Brooks (5g)	2014, 15
28 Doug McDermott (3g)	2014	2022 Ryan Kalkbrenner		12 Doug McDermott (3g)	2014
22 Alex O'Connell (3g)	2022			11 James Milliken (3g)	2015, 16
19 Ethan Wragge (3g)	2014			11 Khyri Thomas (5g)	2016, 17, 18
17 Mitch Ballock (3g)	2021			11 Davion Mintz (5g)	2017, 18, 19
17 Ryan Hawkins (3g)	2022				
		<b>Individual, Career</b>			
		Points		Free Throws Attempted	
3-Point Field Goal Percentage (min. 4 3 FG's made)		94 Doug McDermott (3g)	2014	19 Austin Chatman (5g)	2014, 15
.636 Cole Huff (7-11) (1g)	2016	69 Cole Huff (4g)	2016, 17	18 Marcus Foster (3g)	2017, 18
.615 Marcus Zegarowski (8-13) (3g)	2021	68 Marcus Foster (4g)	2017, 18	<b>18 Ryan Kalkbrenner (6g)</b>	<b>2021, 22</b>
.583 James Milliken (7-12) (2g)	2015	<b>60 Ryan Kalkbrenner (6g)</b>	<b>2021, 22</b>	17 Davion Mintz (5g)	2017, 18, 19
.500 Doug McDermott (14-28) (3g)	2014	57 James Milliken (3g)	2015, 16	16 Devin Brooks (5g)	2014, 15
.467 Jahenns Manigat (7-15) (3g)	2014				
		Points Per Game (min. 2 games)		Free Throw Percentage (min. 8 FT made)	
Free Throws Made		31.3 Doug McDermott (3g)	2014	1.000 Alex O'Connell (8-8) (6g)	2021, 22
12 Doug McDermott (3g)	2014	19.0 James Milliken (3g)	2015, 16	.923 Khyri Thomas (11-12) (5g)	2016, 17, 18
10 Ryan Kalkbrenner (3g)	2022	17.3 Cole Huff (4g)	2016, 17	.900 Cole Huff (9-10) (4g)	2016, 17
10 Trey Alexander (3g)	2022	17.0 Marcus Foster (4g)	2017, 18	.857 Doug McDermott (12-14) (3g)	2014
9 Austin Chatman (2g)	2015	14.0 Marcus Zegarowski (4g)	2019, 21	.833 Trey Alexander (10-12) (3g)	2022
9 Khyri Thomas (3g)	2017				
		Rebounds		Assists	
Free Throws Attempted		<b>32 Ryan Kalkbrenner (6g)</b>	<b>2021, 22</b>	27 Austin Chatman (5g)	2014, 15
14 Doug McDermott (3g)	2014	<b>28 Alex O'Connell (6g)</b>	<b>2021, 22</b>	16 Devin Brooks (5g)	2014, 15
14 Ryan Kalkbrenner (3g)	2022	26 Ryan Hawkins (3g)	2022	15 Marcus Zegarowski (4g)	2019, 21
13 Marcus Foster (3g)	2017	22 Will Artino (5g)	2014	14 Davion Mintz (5g)	2017, 18, 19
12 Damien Jefferson (3g)	2021	20 Devin Brooks (5g)	2014, 15	13 Marcus Foster (4g)	2017, 18
12 Trey Alexander (3g)	2022	20 Khyri Thomas (5g)	2016, 17, 18		
		Rebounds Per Game (min. 2 games)		Turnovers	
Free Throw Percentage (min. 7 FT made)		8.7 Ryan Hawkins (3g)	2022	17 Khyri Thomas (5g)	2016, 17, 18
1.000 Devin Brooks (8-8) (3g)	2014	<b>6.3 Arthur Kaluma (6g)</b>	<b>2021, 22</b>	11 Austin Chatman (5g)	2014, 15
.900 Khyri Thomas (9-10) (3g)	2017	5.7 Damien Jefferson (3g)	2021	11 Devin Brooks (5g)	2014, 15
.875 Arthur Kaluma (7-8) (3g)	2022	5.3 Justin Patton (3g)	2017	11 Marcus Foster (4g)	2017, 18
.857 Doug McDermott (12-14) (3g)	2014				

9	Marcus Zegarowski (4g)	2019, 21	3	Avery Dingman	2014, 15	28	vs. Marquette	3/10/22
Steals			3	Devin Brooks	2014, 15			
9	Khyri Thomas (5g)	2016, 17, 18	3	Will Artino	2014, 15	Field Goals Attempted		
6	Davion Mintz (5g)	2017, 18, 19	3	Toby Hegner	2015, 16, 17	62	vs. Connecticut	3/12/21
5	Marcus Zegarowski (4g)	2019, 21	3	Tyler Clement	2015, 16, 17	60	vs. Xavier	3/14/19
5	Alex O'Connell (6g)	2021, 22	3	<b>Devin Davis</b>	<b>2021, 22</b>	59	vs. Providence	3/8/18
5	<b>Trey Alexander (3g)</b>	<b>2022</b>				59	vs. Georgetown	3/13/21
						58	vs. Villanova	3/11/17
						58	vs. Villanova	3/12/22
Blocked Shots			Points Scored					
12	<b>Ryan Kalkbrenner (6g)</b>	<b>2021, 22</b>	87	vs. Butler	3/11/21	Field Goal Percentage, Game		
5	Jacob Epperson (3g)	2018, 21	86	vs. Xavier	3/14/14	.625	vs. Butler (35-56)	3/11/21
4	Will Artino (5g)	2014, 15	85	vs. Providence	3/11/22	.604	vs. DePaul (32-53)	3/13/14
4	Geoffrey Groselle (4g)	2014, 15, 16	84	vs. DePaul	3/13/14	.551	vs. Xavier (27-49)	3/14/14
			78	vs. DePaul	3/11/15	.547	vs. Xavier (29-53)	3/10/17
						.526	vs. Providence (30-57)	3/11/22
Fouls			Fewest Points Scored			Best Field Goal Percentage, Half		
19	Toby Hegner (7g)	2015, 16, 17, 18	48	vs. Georgetown	3/13/21	.720	vs. Xavier (2nd) (18-25)	3/10/17
16	Will Artino (5g)	2014, 15	48	vs. Villanova	3/12/22	.667	vs. Butler (1st)	3/11/21
15	Davion Mintz (5g)	2017, 18, 19	55	vs. Georgetown	3/12/15	.667	vs. Marquette (1st) (18-27)	3/10/22
12	Justin Patton (3g)	2017	58	vs. Providence	3/15/14	.633	vs. DePaul (1st) (19-30)	3/13/14
12	Marcus Foster (4g)	2017, 18	59	vs. Connecticut	3/12/21	.586	vs. Butler (2nd)	3/11/21
12	Christian Bishop (4g)	2019, 21						
12	Alex O'Connell (6g)	2021, 22	Most Points Allowed					
			81	vs. Seton Hall	3/10/16			
Fouled Out			78	vs. DePaul	3/13/14	Lowest Field Goal Percentage, Half		
2	Geoffrey Groselle (4g)	2014, 15, 16	74	vs. Villanova	3/11/17	.267	vs. Georgetown (1st) (8-30)	3/13/21
1	Avery Dingman (5g)	2014, 15	73	vs. Georgetown	3/13/21	.310	vs. Georgetown (2nd) (9-29)	3/13/21
1	Maurice Watson Jr. (1g)	2016	72	vs. Xavier	3/10/17	.320	vs. Villanova (1st) (8-25)	3/12/22
1	Justin Patton (3g)	2017	72	vs. Providence	3/8/18	.333	vs. Seton Hall (1st) (10-30)	3/10/16
1	Toby Hegner (7g)	2015, 16, 17, 18				.333	vs. UConn (2nd) (11-33)	3/12/21
1	Davion Mintz (5g)	2017, 18, 19	Fewest Points Allowed			.333	vs. Marquette (1st) (10-33)	3/10/22
1	<b>Arthur Kaluma (3g)</b>	<b>2022</b>	54	vs. Villanova	3/12/22	.333	vs. Villanova (2nd) (11-33)	3/12/22
			56	vs. Butler	3/11/21			
Minutes			56	vs. Connecticut	3/12/21	3-Point Field Goals Made		
176	Austin Chatman (5g)	2014, 15	58	vs. Providence	3/9/17	14	vs. DePaul	3/13/14
163	Mitch Ballock (5g)	2018, 19, 21	58	vs. Providence	3/11/22	13	vs. Xavier	3/10/17
154	Khyri Thomas (5g)	2016, 17, 18				13	vs. Butler	3/11/21
145	Alex O'Connell (6g)	2021, 22	Points Scored, Half			11	vs. Xavier	3/14/14
135	<b>Ryan Kalkbrenner (6g)</b>	<b>2021, 22</b>	49	vs. DePaul (1st)	3/13/14	10	vs. Xavier	3/14/19
			45	vs. Xavier (1st)	3/14/14			
Games Played			45	vs. Butler (2nd)	3/11/21	3-Pointers Made, Half		
8	Zach Hanson	2014, 15, 16, 17	45	vs. Marquette (2nd)	3/10/22	11	vs. DePaul (1st)	3/13/14
7	Toby Hegner	2015, 16, 17, 18	44	vs. Xavier (2nd)	3/10/17	7	vs. Xavier (1st)	3/14/14
6	Alex O'Connell	2021, 22				7	vs. Providence (2nd)	3/15/14
6	Ryan Kalkbrenner	2021, 22	Fewest Points Scored, Half			7	vs. Xavier (2nd)	3/10/17
5	Austin Chatman	2014, 15	17	vs. Providence (1st)	3/15/14	7	vs. Butler (2nd)	3/11/21
5	Avery Dingman	2014, 15	18	vs. Villanova (1st)	3/12/22	7	vs. Georgetown (2nd)	3/13/21
5	Devin Brooks	2014, 15	18	vs. Georgetown (1st)	3/13/21			
5	Will Artino	2014, 15	22	vs. Villanova (1st)	3/11/17	3-Point Field Goals Attempted		
5	Tyler Clement	2015, 16, 17	25	vs. Georgetown (1st)	3/12/15	34	vs. Georgetown	3/13/21
5	Khyri Thomas	2016, 17, 18				30	vs. Providence	3/15/14
5	Davion Mintz	2017, 18, 19	Most Points Allowed, Half			30	vs. Xavier	3/14/19
5	Mitch Ballock	2018, 19, 21	45	vs. Xavier (2nd)	3/14/14	29	vs. Villanova	3/12/22
			42	vs. Seton Hall (2nd)	3/10/16	25	vs. Xavier	3/14/14
Games Started			39	vs. Providence (2nd)	3/15/14			
5	Austin Chatman	2014, 15	39	vs. Seton Hall (1st)	3/10/16	3-Point Field Goal Percentage		
5	Davion Mintz	2017, 18, 19	38	vs. Villanova (2nd)	3/11/17	.650	vs. Xavier (13-20)	3/10/17
5	Mitch Ballock	2018, 19, 21				.636	vs. DePaul (14-22)	3/13/14
4	Cole Huff	2016, 17	Fewest Points Allowed, Half			.542	vs. Butler (13-24)	3/11/21
4	Marcus Foster	2017, 18	19	vs. Villanova (1st)	3/12/22	.440	vs. Xavier (11-25)	3/14/14
4	Khyri Thomas	2017, 18	26	vs. Providence (1st)	3/15/14	.412	vs. DePaul (7-17)	3/11/15
4	Marcus Zegarowski	2019, 21	26	vs. Providence (1st)	3/8/18	.412	vs. Marquette (7-17)	3/10/22
			26	vs. Butler (1st)	3/11/21			
Different Years Played			26	vs. Connecticut (1st)	3/12/21	Free Throws Made		
4	Zach Hanson	2014, 15, 16, 17	26	vs. Marquette (1st)	3/10/22	21	vs. Xavier	3/14/14
4	Toby Hegner	2015, 16, 17, 18				21	vs. DePaul	3/11/15
3	Geoffrey Groselle	2014, 15, 16	Rebounds			20	vs. Providence	3/9/17
3	Tyler Clement	2015, 16, 17	50	vs. Connecticut	3/12/21	19	vs. Seton Hall	3/10/16
3	Khyri Thomas	2016, 17, 18	42	vs. Providence	3/11/22	16	vs. Providence	3/11/22
3	Ronnie Harrell Jr.	2016, 17, 18	40	vs. Villanova	3/12/22			
3	Davion Mintz	2017, 18, 19	39	vs. Providence	3/8/18	Free Throws Made, Half		
3	Mitch Ballock	2018, 19, 21	39	vs. Marquette	3/10/22	16	vs. Providence (2nd)	3/9/17
						15	vs. DePaul (2nd)	3/11/15
Wins Played In			Field Goals Made			14	vs. Seton Hall (2nd)	3/10/16
5	Zach Hanson	2014, 15, 16, 17	35	vs. Butler	3/11/21	13	vs. Xavier (2nd)	3/14/14
4	Alex O'Connell	2021, 22	32	vs. DePaul	3/13/14			
4	<b>Ryan Kalkbrenner</b>	<b>2021, 22</b>	30	vs. Providence	3/11/22	Free Throws Attempted		
3	Austin Chatman	2014, 15	29	vs. Xavier	3/10/17	33	vs. Providence	3/9/17

30	vs. DePaul	3/11/15	3	vs. Providence (2nd)	3/11/22	38.3	2021 (115/3)	3 games
24	vs. Xavier	3/14/14				33.0	2015 (66/2)	2 games
24	vs. Seton Hall	3/10/16	Ties			31.7	2017 (95/3)	3 games
20	vs. Providence	3/11/22	11	vs. Providence	3/8/18	30.7	2014 (92/3)	3 games
Free Throw Percentage			10	vs. Connecticut	3/12/21			
.875	vs. Xavier (21-24)	3/14/14	8	vs. DePaul	3/11/15	Field Goals Made		
.800	vs. Providence (8-10)	3/15/14	7	vs. Providence	3/11/22	80	2014	3 games
.800	vs. Providence (16-20)	3/11/22	6	vs. Seton Hall	3/10/16	77	2022	3 games
.792	vs. Seton Hall (19-24)	3/10/16	Lead Changes			76	2017	3 games
.786	vs. Marquette (11-14)	3/10/22	10	vs. Providence	3/8/18	75	2021	3 games
Assists			9	vs. Xavier	3/10/17	46	2015	2 games
22	vs. Butler	3/11/21	7	vs. Georgetown	3/12/15	Field Goals Attempted		
20	vs. Xavier	3/10/17	6	vs. DePaul	3/11/15	177	2021	3 games
18	vs. Xavier	3/14/14	6	vs. Providence	3/9/17	172	2022	3 games
16	vs. Georgetown	3/12/15	6	vs. Villanova	3/12/22	165	2017	3 games
16	vs. Providence	3/8/18	Largest Halftime Lead			151	2014	3 games
15	vs. DePaul	3/13/14	20	vs. DePaul (49-29)	3/13/14	99	2015	2 games
Assists, Half			16	vs. Butler (42-26)	3/11/21	Field Goal Percentage		
13	vs. DePaul (1st)	3/13/14	15	vs. Providence (42-27)	3/11/22	.530	2014 (80-151)	3 games
13	vs. Xavier (2nd)	3/10/17	12	vs. Xavier (45-33)	3/14/14	.465	2015 (46-99)	2 games
13	vs. Butler (2nd)	3/11/21	4	vs. Providence (30-26)	3/8/18	.448	2022 (77-172)	3 games
10	vs. Xavier (2nd)	3/14/14	4	vs. Connecticut (30-26)	3/12/21	.461	2017 (76-165)	3 games
10	vs. Providence (1st)	3/8/18	Largest Halftime Lead In A Loss			.424	2018 (25-59)	1 game
Turnovers			4	vs. Providence (30-26, lost 72-68 in OT)	3/8/18	.424	2021 (75-177)	3 games
18	vs. Georgetown	3/12/15	Largest Halftime Deficit			3-Point Field Goals Made		
17	vs. Villanova	3/11/17	18	vs. Georgetown (18-36)	3/13/21	33	2014	3 games
17	vs. Marquette	3/10/22	14	vs. Villanova (36-22)	3/11/17	27	2021	3 games
14	vs. Providence	3/9/17	9	vs. Providence (26-17)	3/15/14	23	2017	3 games
13	vs. Providence	3/8/18	9	vs. Seton Hall (39-30)	3/10/16	19	2022	3 games
13	vs. Connecticut	3/12/21	7	vs. Xavier (36-29)	3/14/19	14	2015	2 games
Fewest Turnovers			Largest Halftime Deficit In A Win			3-Point Field Goals Attempted		
5	vs. DePaul	3/11/15	6	vs. Xavier (37-31, won 75-72)	3/10/17	77	2014	3 games
8	vs. Providence	3/15/14	3	vs. Providence (30-27, won 70-58)	3/9/17	76	2021	3 games
9	vs. Xavier	3/14/19	Largest Deficit in a Win			69	2022	3 games
10	vs. DePaul	3/13/14	11	vs. Connecticut	3/12/21	64	2017	3 games
10	vs. Xavier	3/14/14	9	vs. Xavier	3/10/17	36	2015	2 games
10	vs. Providence	3/11/22	4	vs. Providence	3/9/17	3-Point Field Goal Percentage		
Steals			4	vs. Providence	3/11/22	.429	2014 (33-77)	3 games
10	vs. Providence	3/9/17	4	vs. Providence	3/10/22	.389	2015 (14-36)	2 games
10	vs. Marquette	3/10/22	2	vs. Marquette	3/10/22	.359	2017 (23-64)	3 games
8	vs. Butler	3/11/21	1	vs. DePaul	3/11/15	.355	2021 (27-76)	3 games
6	vs. DePaul	3/11/15	Largest Lead in a Loss			.333	2016 (8-24)	1 game
6	vs. Providence	3/8/18	9	vs. Xavier	3/14/19	.333	2019 (10-30)	1 game
6	vs. Xavier	3/14/19	7	vs. Providence	3/8/18	Free Throws Made		
6	vs. Georgetown	3/13/21	7	vs. Georgetown	3/13/21	35	2014	3 games
6	vs. Providence	3/11/22	6	vs. Georgetown	3/12/15	34	2022	3 games
Steals, Half			4	vs. Villanova	3/12/22	30	2017	3 games
9	vs. Providence (2nd)	3/9/17	<b>Team, Tournament</b>			27	2015	2 games
7	vs. Marquette (1st)	3/10/22				19	2016	1 game
6	vs. DePaul (2nd)	3/11/15	Points			Free Throws Attempted		
5	vs. Butler (1st)	3/11/21	228	2014	3 games	48	2017	3 games
4	vs. Seton Hall (2nd)	3/10/16	207	2022	3 games	44	2014	3 games
4	vs. Providence (1st)	3/8/18	205	2017	3 games	44	2022	3 games
4	vs. Georgetown (2nd)	3/13/21	194	2021	2 games	38	2015	2 games
4	vs. Providence (2nd)	3/11/22	133	2015		32	2021	3 games
Blocked Shots			Points Per Game (min. 2 games)			Free Throw Percentage		
7	vs. Providence	3/8/18	76.0	2014 (228/3)	3 games	.795	2014 (35-44)	3 games
7	vs. Providence	3/11/22	69.0	2022 (207/3)	3 games	.792	2016 (19-24)	1 game
5	vs. Butler	3/11/21	68.3	2017 (205/3)	3 games	.773	2022 (34-44)	3 games
4	vs. Xavier	3/10/17	66.5	2015 (133/2)	2 games	.711	2015 (27-38)	2 games
3	vs. Georgetown	3/12/15	64.7	2021 (194/3)	3 games	.667	2018 (12-18)	1 game
3	vs. Connecticut	3/12/21	Rebounds			Assists		
3	vs. Marquette	3/10/22	121	2022	3 games	47	2014	3 games
3	vs. Villanova	3/12/22	115	2021	3 games	41	2021	3 games
Blocks, Half			95	2017	3 games	38	2017	3 games
4	vs. Butler (1st)	3/11/21	92	2014	3 games	36	2022	3 games
4	vs. Providence (1st)	3/11/22	66	2015	2 games	30	2015	2 games
3	vs. Providence (1st)	3/8/18	Rebounds Per Game (min. 2 games)			Turnovers		
3	vs. Providence (2nd)	3/8/18	40.3	2022 (121/3)	3 games			

43	2017	3 games
38	2022	3 games
36	2021	3 games
28	2014	3 games
23	2015	2 games

#### Steals

19	2022	3 games
17	2021	3 games
16	2017	3 games
10	2015	2 games
7	2014	3 games

#### Blocked Shots

13	2022	3 games
9	2021	3 games
7	2018	1 game
6	2017	3 games
5	2015	2 games



**2022-23 Creighton Men's Basketball**  
**Creighton Combined Team Statistics (as of Mar 04, 2023)**  
**All games**

RECORD:	OVERALL	HOME	AWAY	NEUTRAL
ALL GAMES	20-11	13-2	5-6	2-3
CONFERENCE	14-6	9-1	5-5	0-0
NON-CONFERENCE	6-5	4-1	0-1	2-3

#	Player	gp-gs	min	avg	Total		3-Point		F-Throw		Rebounds				pf	dq	a	to	blk	stl	pts	avg
					fg-fga	fg%	3fg-fga	3fg%	ft-fga	ft%	off	def	tot	avg								
11	Ryan Kalkbrenner	28-28	885	31.6	171-243	.704	4-16	.250	76-99	.768	71	106	177	6.3	51	0	35	42	62	18	422	15.1
23	Trey Alexander	31-31	979	31.6	143-311	.460	57-132	.432	81-101	.802	11	115	126	4.1	55	0	81	43	16	32	424	13.7
55	Baylor Scheierman	31-31	1012	32.6	137-321	.427	74-202	.366	46-57	.807	29	228	257	8.3	68	1	96	67	7	37	394	12.7
02	Ryan Nembhard	31-31	1048	33.8	134-308	.435	45-125	.360	58-68	.853	12	111	123	4.0	52	0	151	63	2	22	371	12.0
24	Arthur Kaluma	31-31	907	29.3	125-303	.413	36-112	.321	82-114	.719	51	140	191	6.2	67	1	49	66	17	18	368	11.9
33	Fredrick King	31-3	287	9.3	52-85	.612	0-0	.000	20-32	.625	35	49	84	2.7	41	0	5	18	26	2	124	4.0
05	Francisco Farabello	28-0	435	15.5	30-96	.313	22-78	.282	3-6	.500	3	29	32	1.1	14	0	26	17	0	13	85	3.0
13	Mason Miller	31-0	293	9.5	25-65	.385	19-49	.388	9-16	.563	17	35	52	1.7	17	0	8	8	0	3	78	2.5
04	Shereef Mitchell	30-0	241	8.0	22-51	.431	9-27	.333	7-11	.636	3	16	19	0.6	30	0	19	13	0	12	60	2.0
10	Zander Yates	9-0	33	3.7	5-15	.333	4-11	.364	3-3	1.000	0	6	6	0.7	2	0	4	1	1	3	17	1.9
01	Ben Shtolzberg	15-0	91	6.1	9-24	.375	3-13	.231	4-5	.800	4	8	12	0.8	7	0	11	4	0	4	25	1.7
14	Sami Osmani	9-0	25	2.8	4-7	.571	1-3	.333	0-0	.000	3	4	7	0.8	2	0	4	0	0	0	9	1.0
21	Evan Young	7-0	14	2.0	2-2	1.000	1-1	1.000	0-0	.000	0	0	0	0.0	1	0	2	0	0	0	5	0.7
	Team										29	48	77					21				
	Total.....	31	6250		859-1831	.469	275-769	.358	389-512	.760	268	895	1163	37.5	407	2	491	363	131	164	2382	76.8
	Opponents.....	31	6250		816-1942	.420	191-571	.335	281-387	.726	267	761	1028	33.2	495	4	387	313	91	192	2104	67.9

TEAM STATISTICS	CU	OPP
SCORING	2382	2104
Points per game	76.8	67.9
Scoring margin	+9.0	-
FIELD GOALS-ATT	859-1831	816-1942
Field goal pct	.469	.420
3 POINT FG-ATT	275-769	191-571
3-point FG pct	.358	.335
3-pt FG made per game	8.9	6.2
FREE THROWS-ATT	389-512	281-387
Free throw pct	.760	.726
F-Throws made per game	12.5	9.1
REBOUNDS	1163	1028
Rebounds per game	37.5	33.2
Rebounding margin	+4.4	-
ASSISTS	491	387
Assists per game	15.8	12.5
TURNOVERS	363	313
Turnovers per game	11.7	10.1
Turnover margin	-1.6	-
Assist/turnover ratio	1.4	1.2
STEALS	164	192
Steals per game	5.3	6.2
BLOCKS	131	91
Blocks per game	4.2	2.9
ATTENDANCE	257449	118928
Home games-Avg/Game	15-17163	11-9687
Neutral site-Avg/Game	-	5-2475

	Date	Opponent		Score	Att.
	11/07/22	ST. THOMAS	W	72-60	17098
	11/10/22	NORTH DAKOTA	W	96-61	16594
	11/14/22	HOLY CROSS	W	94-65	15940
	11/17/22	UC RIVERSIDE	W	80-51	16456
M	11/21/22	vs #21 Texas Tech	W	76-65	2400
M	11/22/22	vs #9 Arkansas	W	90-87	2400
M	11/23/22	vs #14 Arizona	L	79-81	2400
	12/01/22	at #2 Texas	L	67-72	10896
	12/04/22	NEBRASKA	L	53-63	17352
J	12/10/22	vs BYU	L	80-83	2691
J	12/12/22	vs Arizona State	L	71-73	2485
*	12/16/22	at Marquette	L	58-69	15389
*	12/22/22	BUTLER	W	78-56	16319
*	12/25/22	DEPAUL	W	80-65	16534
*	01/03/23	SETON HALL	W	83-61	16592
*	01/07/23	at #4 UConn	L	60-69	10167
*	01/11/23	at #12 Xavier	L	87-90	10224
*	01/14/23	#19 PROVIDENCE	W	73-67	17443
*	01/17/23	at Butler	W	73-52	7329
*	01/25/23	ST. JOHN'S (NY)	W	104-76	17004
*	01/28/23	#13 XAVIER	W	84-67	18277
*	02/01/23	at Georgetown	W	63-53	4042
*	02/04/23	VILLANOVA	W	66-61	18509
*	02/08/23	at Seton Hall	W	75-62	8875
*	02/11/23	#21 CONNECTICUT	W	56-53	18286
*	02/14/23	at #24 Providence	Lo2	86-94	12400
*	02/18/23	at St. John's (NY)	W	77-67	5602
*	02/21/23	#10 MARQUETTE	L	71-73	18006
*	02/25/23	at Villanova	L	67-79	17114
*	03/01/23	GEORGETOWN	W	99-59	17039
*	03/04/23	at DePaul	W	84-70	4514

\* = BIG EAST Conference game  
M = Maui Jim Maui Invitational (Maui, Hawaii)  
J = Jack Jones Hoopfest (Las Vegas, Nev.)

**2022-23 Creighton Men's Basketball**  
**Creighton Combined Team Statistics (as of Mar 04, 2023)**  
**BIG EAST games only**

<b>RECORD:</b>	<b>OVERALL</b>	<b>HOME</b>	<b>AWAY</b>	<b>NEUTRAL</b>
ALL GAMES	14-6	9-1	5-5	0-0
CONFERENCE	14-6	9-1	5-5	0-0
NON-CONFERENCE	0-0	0-0	0-0	0-0

#	Player	gp-gs	min	avg	Total		3-Point		F-Throw		Rebounds												pts	avg
					fg-fga	fg%	3fg-fga	3fg%	ft-fa	ft%	off	def	tot	avg	pf	dq	a	to	blk	stl				
11	Ryan Kalkbrenner	19-19	616	32.4	110-163	.675	1-8	.125	58-73	.795	44	65	109	5.7	40	0	27	31	48	12	279	14.7		
23	Trey Alexander	20-20	645	32.2	101-213	.474	42-96	.438	49-64	.766	5	72	77	3.9	34	0	56	27	9	19	293	14.7		
55	Baylor Scheierman	20-20	669	33.5	89-206	.432	45-126	.357	33-38	.868	17	134	151	7.6	44	1	69	52	4	26	256	12.8		
02	Ryan Nembhard	20-20	699	35.0	90-200	.450	32-80	.400	33-38	.868	8	89	97	4.9	35	0	85	44	1	16	245	12.3		
24	Arthur Kaluma	20-20	597	29.9	76-183	.415	20-62	.323	52-71	.732	36	102	138	6.9	47	0	33	42	11	11	224	11.2		
33	Fredrick King	20-1	169	8.5	29-46	.630	0-0	.000	12-17	.706	21	27	48	2.4	29	0	3	10	12	1	70	3.5		
04	Shereef Mitchell	19-0	144	7.6	18-32	.563	8-17	.471	4-5	.800	1	8	9	0.5	16	0	6	8	0	3	48	2.5		
10	Zander Yates	5-0	16	3.2	4-8	.500	3-5	.600	1-1	1.000	0	3	3	0.6	1	0	3	1	1	1	12	2.4		
05	Francisco Farabello	17-0	249	14.6	14-48	.292	10-38	.263	2-3	.667	1	23	24	1.4	5	0	15	9	0	5	40	2.4		
13	Mason Miller	20-0	177	8.9	13-42	.310	10-35	.286	7-8	.875	11	19	30	1.5	12	0	6	6	0	3	43	2.2		
14	Sami Osmani	6-0	15	2.5	2-3	.667	1-2	.500	0-0	.000	3	1	4	0.7	2	0	3	0	0	0	5	0.8		
21	Evan Young	4-0	7	1.8	1-1	1.000	1-1	1.000	0-0	.000	0	0	0	0.0	0	0	0	0	0	0	3	0.8		
01	Ben Shtolzberg	9-0	47	5.2	1-7	.143	1-5	.200	3-4	.750	0	4	4	0.4	3	0	7	2	0	2	6	0.7		
Team											22	33	55					16						
Total.....		20	4050		548-1152	.476	174-475	.366	254-322	.789	169	580	749	37.5	268	1	313	248	86	99	1524	76.2		
Opponents.....		20	4050		508-1242	.409	119-367	.324	208-277	.751	175	467	642	32.1	313	1	233	187	63	133	1343	67.2		

TEAM STATISTICS	CU	OPP
SCORING	1524	1343
Points per game	76.2	67.2
Scoring margin	+9.1	-
FIELD GOALS-ATT	548-1152	508-1242
Field goal pct	.476	.409
3 POINT FG-ATT	174-475	119-367
3-point FG pct	.366	.324
3-pt FG made per game	8.7	6.0
FREE THROWS-ATT	254-322	208-277
Free throw pct	.789	.751
F-Throws made per game	12.7	10.4
REBOUNDS	749	642
Rebounds per game	37.5	32.1
Rebounding margin	+5.4	-
ASSISTS	313	233
Assists per game	15.7	11.7
TURNOVERS	248	187
Turnovers per game	12.4	9.4
Turnover margin	-3.0	-
Assist/turnover ratio	1.3	1.2
STEALS	99	133
Steals per game	5.0	6.7
BLOCKS	86	63
Blocks per game	4.3	3.2
ATTENDANCE	174009	95656
Home games-Avg/Game	10-17401	10-9566
Neutral site-Avg/Game	-	0-0

Date	Opponent	Score	Att.
* 12/16/22	at Marquette	L 58-69	15389
* 12/22/22	BUTLER	W 78-56	16319
* 12/25/22	DEPAUL	W 80-65	16534
* 01/03/23	SETON HALL	W 83-61	16592
* 01/07/23	at #4 UConn	L 60-69	10167
* 01/11/23	at #12 Xavier	L 87-90	10224
* 01/14/23	#19 PROVIDENCE	W 73-67	17443
* 01/17/23	at Butler	W 73-52	7329
* 01/25/23	ST. JOHN'S (NY)	W 104-76	17004
* 01/28/23	#13 XAVIER	W 84-67	18277
* 02/01/23	at Georgetown	W 63-53	4042
* 02/04/23	VILLANOVA	W 66-61	18509
* 02/08/23	at Seton Hall	W 75-62	8875
* 02/11/23	#21 CONNECTICUT	W 56-53	18286
* 02/14/23	at #24 Providence	Lo2 86-94	12400
* 02/18/23	at St. John's (NY)	W 77-67	5602
* 02/21/23	#10 MARQUETTE	L 71-73	18006
* 02/25/23	at Villanova	L 67-79	17114
* 03/01/23	GEORGETOWN	W 99-59	17039
* 03/04/23	at DePaul	W 84-70	4514

\* = BIG EAST Conference game  
M = Maui Jim Maui Invitational (Maui, Hawaii)  
J = Jack Jones Hoopfest (Las Vegas, Nev.)

Score by Periods	1st	2nd	OT	OT2	Totals
Creighton	773	738	11	2	1524
Opponents	632	690	11	10	1343

**2022-23 Creighton Men's Basketball**  
**Creighton Season/Career Statistics (as of Mar 04, 2023)**  
**All games**

SEASON STATISTICS

CAREER STATISTICS

SUMMARY	gp-gs	min/g	fg%	3fg%	ft%	r/g	a/g	stl	blk	pts/g	gp-gs	min/g	fg%	3fg%	ft%	r/g	a/g	stl	blk	pts/g
Ryan Kalkbrenner	28-28	31.6	.704	.250	.768	6.3	1.3	18	62	15.1	93-62	24.8	.668	.233	.707	5.9	0.8	39	189	11.3
Trey Alexander	31-31	31.6	.460	.432	.802	4.1	2.6	32	16	13.7	66-44	29.0	.444	.383	.809	3.9	2.5	57	26	10.3
Baylor Scheierman	31-31	32.6	.427	.366	.807	8.3	3.1	37	7	12.7	31-31	32.6	.427	.366	.807	8.3	3.1	37	7	12.7
Ryan Nembhard	31-31	33.8	.435	.360	.853	4.0	4.9	22	2	12.0	58-58	34.3	.420	.338	.798	3.6	4.7	56	3	11.6
Arthur Kaluma	31-31	29.3	.413	.321	.719	6.2	1.6	18	17	11.9	62-61	28.0	.428	.294	.701	5.8	1.4	37	35	11.1
Fredrick King	31-3	9.3	.612	.000	.625	2.7	0.2	2	26	4.0	31-3	9.3	.612	.000	.625	2.7	0.2	2	26	4.0
Francisco Farabello	28-0	15.5	.313	.282	.500	1.1	0.9	13	0	3.0	28-0	15.5	.313	.282	.500	1.1	0.9	13	0	3.0
Mason Miller	31-0	9.5	.385	.388	.563	1.7	0.3	3	0	2.5	31-0	9.5	.385	.388	.563	1.7	0.3	3	0	2.5
Shereef Mitchell	30-0	8.0	.431	.333	.636	0.6	0.6	12	0	2.0	93-4	12.3	.427	.286	.710	1.2	1.2	59	2	2.7
Zander Yates	9-0	3.7	.333	.364	1.000	0.7	0.4	3	1	1.9	9-0	3.7	.333	.364	1.000	0.7	0.4	3	1	1.9
Ben Shtolzberg	15-0	6.1	.375	.231	.800	0.8	0.7	4	0	1.7	15-0	6.1	.375	.231	.800	0.8	0.7	4	0	1.7
Sami Osmani	9-0	2.8	.571	.333	.000	0.8	0.4	0	0	1.0	26-0	2.3	.333	.100	.000	0.5	0.2	1	0	0.6
Evan Young	7-0	2.0	1.000	1.000	.000	0.0	0.3	0	0	0.7	7-0	2.0	1.000	1.000	.000	0.0	0.3	0	0	0.7

SCORING	fg-fga	fg%	3fg-fga	3fg%	ft-fa	ft%	pts	pts/g	fg-fga	fg%	3fg-fga	3fg%	ft-fa	ft%	pts	pts/g
Ryan Kalkbrenner	171-243	.704	4-16	.250	76-99	.768	422	15.1	424-635	.668	7-30	.233	193-273	.707	1048	11.3
Trey Alexander	143-311	.460	57-132	.432	81-101	.802	424	13.7	232-522	.444	75-196	.383	144-178	.809	683	10.3
Baylor Scheierman	137-321	.427	74-202	.366	46-57	.807	394	12.7	137-321	.427	74-202	.366	46-57	.807	394	12.7
Ryan Nembhard	134-308	.435	45-125	.360	58-68	.853	371	12.0	249-593	.420	78-231	.338	99-124	.798	675	11.6
Arthur Kaluma	125-303	.413	36-112	.321	82-114	.719	368	11.9	249-582	.428	63-214	.294	129-184	.701	690	11.1
Fredrick King	52-85	.612	0-0	.000	20-32	.625	124	4.0	52-85	.612	0-0	.000	20-32	.625	124	4.0
Francisco Farabello	30-96	.313	22-78	.282	3-6	.500	85	3.0	30-96	.313	22-78	.282	3-6	.500	85	3.0
Mason Miller	25-65	.385	19-49	.388	9-16	.563	78	2.5	25-65	.385	19-49	.388	9-16	.563	78	2.5
Shereef Mitchell	22-51	.431	9-27	.333	7-11	.636	60	2.0	94-220	.427	22-77	.286	44-62	.710	254	2.7
Zander Yates	5-15	.333	4-11	.364	3-3	1.000	17	1.9	5-15	.333	4-11	.364	3-3	1.000	17	1.9
Ben Shtolzberg	9-24	.375	3-13	.231	4-5	.800	25	1.7	9-24	.375	3-13	.231	4-5	.800	25	1.7
Sami Osmani	4-7	.571	1-3	.333	0-0	.000	9	1.0	7-21	.333	1-10	.100	0-1	.000	15	0.6
Evan Young	2-2	1.000	1-1	1.000	0-0	.000	5	0.7	2-2	1.000	1-1	1.000	0-0	.000	5	0.7

TOTALS	o-reb	d-reb	t-reb	pf	fo	ast	to	a/to	o-reb	d-reb	t-reb	pf	fo	ast	to	a/to
Ryan Kalkbrenner	71	106	177	51	0	35	42	0.8	252	294	546	147	0	76	105	0.7
Trey Alexander	11	115	126	55	0	81	43	1.9	21	236	257	123	1	167	107	1.6
Baylor Scheierman	29	228	257	68	1	96	67	1.4	29	228	257	68	1	96	67	1.4
Ryan Nembhard	12	111	123	52	0	151	63	2.4	18	190	208	108	2	270	148	1.8
Arthur Kaluma	51	140	191	67	1	49	66	0.7	87	270	357	145	3	89	145	0.6
Fredrick King	35	49	84	41	0	5	18	0.3	35	49	84	41	0	5	18	0.3
Francisco Farabello	3	29	32	14	0	26	17	1.5	3	29	32	14	0	26	17	1.5
Mason Miller	17	35	52	17	0	8	8	1.0	17	35	52	17	0	8	8	1.0
Shereef Mitchell	3	16	19	30	0	19	13	1.5	14	96	110	126	0	112	66	1.7
Zander Yates	0	6	6	2	0	4	1	4.0	0	6	6	2	0	4	1	4.0
Ben Shtolzberg	4	8	12	7	0	11	4	2.8	4	8	12	7	0	11	4	2.8
Sami Osmani	3	4	7	2	0	4	0	0.0	6	8	14	6	0	4	0	0.0
Evan Young	0	0	0	1	0	2	0	0.0	0	0	0	1	0	2	0	0.0



## BIG EAST MEN'S BASKETBALL TOURNAMENT

March 8-11 • Madison Square Garden • New York City

### FIRST ROUND

Wednesday  
March 8

### QUARTERFINALS

Thursday  
March 9

### SEMIFINALS

Friday  
March 10

### FINAL

Saturday  
March 11

