

2022-23 Creighton Men's Basketball

Game #36: Princeton Tigers (23-8) vs. Creighton Bluejays (23-12)
Friday, March 24, 2023 • Approx. 8:00 p.m. CST • Louisville, Ky. • KFC Yum! Center

SID Contact: Rob Anderson • Office Phone: (402) 280-5544 • Cell Phone: (402) 660-5854 • E-mail: randerson@creighton.edu

October		
30	DRURY (Exh.) (FLOSPORTS)	W 109-57
November		
7	ST. THOMAS (FS1)	W 72-60
10	NORTH DAKOTA (FS1)	W 96-61
14	HOLY CROSS (CBSSN)	W 94-65
17	UC RIVERSIDE (FS1)	W 80-51
Maui Jim Maui Invitational (Maui, Hawaii)		
21	vs. #21 Texas Tech (ESPN2)	W 76-65
22	vs. #9 Arkansas (ESPN)	W 90-87
23	vs. #14 Arizona (ESPN)	L 79-81
December		
1	at #2 Texas# (ESPN)	L 67-72
4	NEBRASKA (FS1)	L 53-63
Jack Jones Hoopfest (Las Vegas, Nev.)		
10	vs. BYU (FS1)	L 80-83
12	vs. Arizona State (FS1)	L 71-73
16	at Marquette* (FS1)	L 58-69
22	BUTLER* (FS1)	W 78-56
25	DEPAUL* (FOX)	W 80-65
January		
3	SETON HALL* (FS1)	W 83-61
7	at #4 Connecticut* (FOX)	L 60-69
11	at #12 Xavier* (FS1)	L 87-90
14	#19 PROVIDENCE* (FS1)	W 73-67
17	at Butler* (FS1)	W 73-52
25	ST. JOHN'S* (CBSSN)	W 104-76
28	#13 XAVIER* (CBS)	W 84-67
February		
1	at Georgetown* (CBSSN)	W 63-53
4	VILLANOVA (FOX)	W 66-61
8	at Seton Hall* (FS1)	W 75-62
11	#21 CONNECTICUT* (FOX)	W 56-53
14	at #24 Providence* (FS1)	L 84-96 (2 OT)
18	at St. John's* (FS1)	W 77-67
21	#10 MARQUETTE* (FS1)	L 71-73
25	at Villanova* (FOX)	L 67-79
March		
1	GEORGETOWN* (FS1)	W 99-59
4	at DePaul* (FS1)	W 84-70
BIG EAST Tournament (New York, N.Y.)		
9	vs. Villanova (FS1)	W 87-74
10	vs. #15 Xavier (FS1)	L 60-82
NCAA Tournament (Denver, Colo.)		
17	vs. NC State (TNT)	W 72-63
19	vs. #11 Baylor (TBS)	W 85-76
NCAA Tournament (Louisville, Ky.)		
24	vs. Princeton (TBS)	Approx. 8 p.m.

* BIG EAST Conference regular season games
 # Big 12 - BIG EAST Battle
 All times listed are Central and subject to change
 Home games in **BOLD CAPS** at CHI Health Center Omaha

Next Up

Back in the Sweet 16 for the second time in the last three years, sixth-seeded Creighton (23-12) squares off against 15th-seeded Princeton (23-8) on Friday, March 24th, about 30 minutes after Alabama faces San Diego State, which figures to be approximately 8 p.m. Central (9 p.m. Eastern).

KFC Yum! Center (22,090) in Louisville, Ky., will host the action.

Radio Broadcast Information

KOZN (1620 AM) will broadcast all Creighton men's basketball games during the 2022-23 season. **John Bishop** and former Bluejay **Nick Bahe** will call the action. While KOZN is prevented from streaming the game on its app and website, fans can listen to Bishop & Bahe on The Varsity Network app, Powered by Learfield, which is available for free in your app store on your mobile device.

Westwood One Sports will also air the game nationwide on more than 500 terrestrial radio stations outside the Omaha market, with **Tom McCarthy** and **Jordan Cornette** on the call. The game can be heard on Sirius channel 133 or 201 as well as SXM channel 964.

The Westwood One feed will be available over the internet and other mobile devices. Games can be heard by selecting and then locating the audio at <https://siriusxm.us/Sports964>.

A list of Westwood One affiliates can be found at <http://westwoodonesports.com/stations>, The

Westwood One feed is also on the Varsity Network app mentioned above.

It's also available via the free Westwood One Sports skill on Alexa ("Alexa, Open Westwood One Sports").

Television Broadcast Information

Friday's game will be called by **Ian Eagle**, **Jim Spanarkel** and **Evan Washburn** and be televised on TBS.

Streaming video of all NCAA Tournament games is online at <http://www.ncaa.com/marchmadnesslive>.

Live Stats Information

Live stat links for CU's NCAA Tournament games can be found via a link on the men's basketball schedule page on <http://GoCreighton.com>.

Scouting Creighton

It's been a roller coaster kind of season for Creighton, which started 6-0, including wins at the Maui Jim Maui Invitational over No. 21 Texas Tech and No. 9 Arkansas, then dropped its next six games. Since losing its BIG EAST opener at Marquette in mid-December without All-BIG EAST center **Ryan Kalkbrenner**, the Jays are 17-6.

Kalkbrenner (15.7 ppg., 6.2 rpg., 2.2 bpg.), a two-time BIG EAST Defensive Player of the Year and Field of 68's National Defensive Player of the Year, is first in the nation in field goal percentage (.706) this season. CU is 23-9 with him in the line-up this

Creighton -- Last Game Starters

2	Ryan Nembhard • G	6-0 • 170 • So. • Aurora, Ontario	<ul style="list-style-type: none"> Career-high 30 points in 2nd Rd. NCAA win vs. #11 Baylor (3/19). Owens 4 point/rebound double-doubles since Jan. 17th. Named BIG EAST Freshman of the Year in 2021-22. One of 20 men on Watch list for Bob Cousy Award (Top PG). Brother Andrew is a rookie with the Indiana Pacers. 	
	PPG	APG	FG%	FT%
	12.4	4.8	.434	.878
11	Ryan Kalkbrenner • C	7-1 • 260 • Jr. • Florissant, Mo.	<ul style="list-style-type: none"> First nationally in field goal percentage; 17th in blocks/game. First Team All-BIG EAST this year was All-BIG EAST Tourney pick in 2022. Two-time BIG EAST Defensive Player of the Year (1 of 11 to repeat). Field of 68 National Defensive Player of the Year in 2022-23. Owens 156 career dunks, including 69 last season. 	
	PPG	RPG	FG%	FT%
	15.7	6.2	.706	.786
23	Trey Alexander • G	6-4 • 190 • So. • Oklahoma City, Okla.	<ul style="list-style-type: none"> Career-high 32 points & 7 3FG's in Christmas Day win vs. DePaul. Honorable Mention All-BIG EAST this winter. Took over point guard duties last February after Ryan Nembhard missed the final eight games. Averaged 16 ppg & 7 apg in two 2022 NCAA Tournament games. 	
	PPG	RPG	3FG%	FT%
	13.6	4.2	.423	.817
24	Arthur Kaluma • F	6-7 • 225 • So. • Glendale, Ariz.	<ul style="list-style-type: none"> Career-high 27 points in 26 minutes vs. BYU (Dec. 10). Career-high 16 reb. at #4 UConn (Jan. 7), CU's most since 2012. Preseason Second Team All-BIG EAST and one of 20 men on Preseason watch list for Karl Malone Award (top Power Forward). Had 24 points & 12 rebounds in NCAA Tourney loss to #3 Kansas. 	
	PPG	RPG	FG%	FT%
	11.8	6.0	.421	.738
55	Baylor Scheierman • G	6-7 • 205 • Sr. • Aurora, Neb.	<ul style="list-style-type: none"> Has made a 3-pointer in each of last 45 games played. 1 of 10 candidates on watch list for Julius Erving Award (Small Forward of Year) and 1 of 50 in Preseason for Wooden Award. Named 2021-22 Summit League Player of the Year at South Dakota State, when he led the league in assists and rebounds. 	
	PPG	RPG	3FG%	FT%
	12.5	8.2	.355	.829

2022-23 BIG EAST Standings (after 3/22)

Team	BIG EAST only		All Games	
	W	L	W	L
#6 Marquette	17	3	29	7
#13 Xavier	15	5	26	9
Creighton	14	6	23	12
#10 Connecticut	13	7	27	8
Providence	13	7	21	12
Villanova	10	10	17	17
Seton Hall	10	10	17	16
St. John's	7	13	17	15
Butler	6	14	14	18
DePaul	3	17	10	23
Georgetown	2	18	7	25

2022-23 Honors & Awards

Trey Alexander

Honorable Mention All-BIG EAST

Ryan Kalkbrenner

Associated Press First Team All-BIG EAST

BIG EAST Defensive Player of the Year

Field of 68 National Defensive Player of the Year

First Team All-BIG EAST

Kareem Abdul-Jabbar Center of the Year Award Candidate (10)

Kareem Abdul-Jabbar Center of the Year Award Finalist (5)

Kareem Abdul-Jabbar Center of the Year Award Watch List (20)

Lefty Driesell Award (Nation's Top Defensive Player) (25)

NABC All-District 5 First Team

Naismith Defensive Player of the Year Finalist (4)

Naismith Defensive Player of the Year Semifinalist (10)

Naismith Defensive Player of the Year Watch List (15)

Naismith Men's Player of the Year Midseason Team (30)

Preseason First Team All-BIG EAST

Preseason Jersey Mike's Naismith Award Watch List (50)

USBWA All-District VI

USBWA Oscar Robertson Midseason Watch List (50)

Wooden Award Preseason Watch List (50)

Arthur Kaluma

Karl Malone Power Forward of the Year Award Watch List (20)

Preseason Second Team All-BIG EAST

Fredrick King

BIG EAST Freshman of the Week, 12/19

Ryan Nembhard

Bob Cousy Point Guard of the Year Award Watch List (20)

Maui Jim Maui Invitational All-Tournament Team

Preseason Second Team All-BIG EAST

Baylor Scheierman

Honorable Mention All-BIG EAST

Julius Erving Small Forward of the Year Award Candidate (10)

Julius Erving Small Forward of the Year Award Watch List (20)

NABC All-District 5 Second Team

Preseason Honorable Mention All-BIG EAST

Wooden Award Preseason Watch List (50)

Princeton's Media Schedule in Louisville (all times ET)

Thursday, March 23

11:55 a.m. - 1:40 p.m. - Practice (first 15 minutes open to media)

1:50 - 2:05 p.m. - Mitch Henderson Media Session

2:05 - 2:20 p.m. - Student-Athlete Media Session

Creighton Media Schedule in Louisville (all times ET)

Thursday, March 23

3:05 - 3:20 p.m. - Student-Athlete Media Session

3:20 - 3:35 p.m. - Greg McDermott Media Session

3:45 - 5:30 p.m. - Practice (first 15 minutes open to media)

year, but 0-3 without him.

South Dakota State transfer **Baylor Scheierman** (12.5 ppg., 8.2 rpg.), owns the team lead with 13 double-doubles and 81 three-pointers made and has set a Creighton record with a three-pointer in 35 straight games.

Three sophomores round out the Bluejay starters. Combo guard **Trey Alexander** (13.6 ppg.) joined Scheierman as an Honorable Mention All-BIG EAST pick. Forward **Arthur Kaluma** (11.8 ppg., 6.0 rpg.) and point guard **Ryan Nembhard** (12.4 ppg., 4.8 apg.) give CU one of the best starting five's in the country.

CU averages 76.7 points while allowing just 68.5 points per contest. CU shoots 46.7 percent from the floor, 35.8 percent from deep and 78.0 percent at the line.

Scouting Princeton

Princeton is 23-8 on the season and won the Ivy League Tournament title with wins over Penn and Yale to secure the automatic bid. Seeded 15th in the South Region, the Tigers have knocked off No. 8 Arizona (59-55) and No. 23 Missouri (78-63) to earn its first Sweet 16 bid in more than 50 years.

Tosan Evbuomwan (14.8 ppg., 4.8 apg., 6.3 rpg.) was named Ivy League Player of the Year and leads the Tigers in scoring and assists.

Also in double-figures are **Ryan Langborg** (12.3 ppg.) and **Matt Allocco** (10.8 ppg.).

The Tigers average 75.5 points per game on 45.5 percent shooting from the floor, 33.9 percent shooting from downtown and 71.4 percent marksmanship at the line. Princeton outrebounds teams by 6.6 caroms per contest and allows 67.9 points per game.

Series History vs. Princeton

Creighton is 1-0 all-time against Princeton, defeating the Tigers 63-54 in Omaha on Dec. 29, 1961.

On that night, in front of the second-largest CU home crowd ever at the time (6,117), **Paul Silas** had 17 points and 18 rebounds but fouled out with 9:37 left, while teammate **Ed Hubbard** added 16 points and nine rebounds. Princeton was paced by 21 points from **Al Kaemmerlen**.

Greg McDermott has never faced Princeton but is 2-0 against teams from the Ivy League, having defeated Yale (2017) and Brown (2021).

The Creighton Coaches

Greg McDermott (Northern Iowa, 1988) owns a 299-149 record in his 13th season with the Bluejays. He owns a career mark of 579-344 in his 29th season, and is 448-280 in his 22nd Division I campaign.

McDermott led Creighton to its first BIG EAST regular-season title in 2019-20, taking a Bluejay team that was picked seventh in the league's pre-season poll and ending the year ranked seventh nationally. The Cascade, Iowa native then coached Creighton to its first Sweet 16 since 1974 in 2020-21

and to a share of its first regular-season BIG EAST title in 2019-20.

McDermott has previously been a head coach at Iowa State (2006-10), Northern Iowa (2001-06), North Dakota State (2000-01) and Wayne State (1994-2000).

He is assisted by **Alan Huss**, **Ryan Miller** and **Jalen Courtney-Williams**.

With A Win...

- Improve Creighton to 18-24 all-time in the NCAA Tournament.

- Creighton would play be among the final eight teams for the first time since the inaugural NCAA Tournament in 1941, when the Bluejays lost their opener in the eight-team field.

- Creighton would improve to 3-2 in its third NCAA Tournament game of an appearance, which includes consolation game contests.

- Advance Creighton to Sunday's Regional Final vs. either Alabama or San Diego State in a game that would also be played in Louisville, Ky.

- **Greg McDermott** would improve to 9-7 in eight appearances as Creighton's head coach in the NCAA Tournament, building on his victory total that already stands as the most NCAA Tournament wins in program history.

- Improve to 3-2 all-time as a No. 6 seed, with all three wins coming this month.

- Tie a single-season program record first set in 2012-13 with its sixth neutral site win of the season.

- Improve to 2-0 all-time against Princeton.

About Creighton

Creighton is a private, Jesuit institution located in Omaha, Neb., with 8,397 students. The University was founded in 1878 by **Mary Lucretia Creighton**, who established it in memory of her husband, telegraph pioneer **Edward Creighton**.

Prominent alumni include **Bob Gibson** (Hall of Fame pitcher for the St. Louis Cardinals), **Paul Silas** (former NBA player and head coach), **Kyle Korver** (former NBA player), **Doug McDermott** (San Antonio Spurs), **Pat Venditte** (former ambidextrous MLB pitcher) and **J. Joseph Ricketts** (Chicago Cubs owner and founder of TD Ameritrade).

Creighton picked up the Bluejays moniker in 1924 after a newspaper coordinated a public contest to select a nickname and mascot.

Creighton officially joined the BIG EAST on July 1, 2013 and has the second-most wins in the league since then behind only Villanova.

NCAA Tournament History

Creighton is making its 24th NCAA Tournament appearance all-time, and 15th in the last 25 years. The Bluejays are 17-24 all-time in NCAA action.

The Bluejays are one of eight teams nationally to have appeared in two of the last three Sweet 16's, having made it in both 2021 and 2023.

Creighton owns a 3-3 record all-time in the

Series History vs. Princeton

Creighton leads series, 1-0			
Home: 1-0		Away: 0-0	
		Neutral: 0-0	
Date	Site	W-L	Score
12/29/61	at Creighton	W	63-54

Double-Figure Scoring Games			
Name	2022-23	Career	High
Ryan Kalkbrenner	29	61	31
Baylor Scheierman#	28	85	28
Trey Alexander	25	36	32
Ryan Nembhard	24	41	30
Arthur Kaluma	24	38	27
Fredrick King	2	2	16
Francisco Farabello\$	1	6	16
Ben Shtolzberg	1	1	13
Shereef Mitchell	0	4	11

20-Point (or More) Games			
Name	2022-23	Career	High
Ryan Kalkbrenner	8	12	31
Ryan Nembhard	5	7	30
Trey Alexander	5	5	32
Baylor Scheierman#	2	16	28
Arthur Kaluma	2	4	27

30-Point (or More) Games			
Name	2022-23	Career	High
Trey Alexander	1	1	32
Ryan Kalkbrenner	1	1	31
Ryan Nembhard	1	1	30

Double-Figure Rebounding Games			
Name	2022-23	Career	High
Baylor Scheierman#	15	40	18
Ryan Nembhard	4	4	11
Ryan Kalkbrenner	2	10	15
Arthur Kaluma	2	4	16
Fredrick King	2	2	11

Double-Figure Assist Games			
Name	2022-23	Career	High
Ryan Nembhard	1	2	12

Career Double-Double Games			
Name	2022-23	Career	High
Baylor Scheierman#	13	38	
Ryan Nembhard	4	5	
Ryan Kalkbrenner	2	8	
Arthur Kaluma	2	3	
Fredrick King	2	2	

#career total includes games at South Dakota State
\$ career total includes games at TCU

2022-23 Double-Doubles

Baylor Scheierman (13)
 11 pts., 10 reb. vs. St. Thomas, 11/7
 11 pts., 12 reb. vs. #21 Texas Tech, 11/21
 11 pts., 11 reb. vs. #14 Arizona, 11/23
 13 pts., 11 reb. at #2 Texas, 12/1
 10 pts., 11 reb. vs. Nebraska, 12/4
 13 pts., 11 reb. vs. BYU, 12/10
 14 pts., 11 reb. at Marquette, 12/16
 14 pts., 10 reb. vs. DePaul, 12/25
 17 pts., 10 reb. vs. St. John's, 1/25-
 10 pts., 11 reb. at Georgetown, 2/1
 18 pts., 13 reb. vs. #10 Marquette, 2/21
 13 pts., 13 reb. vs. Georgetown, 3/1
 12 pts., 12 reb. vs. Villanova, 3/9

Ryan Nembhard (4)

12 pts., 11 reb. at Butler, 1/17
 11 pts., 10 reb. vs. #13 Xavier, 1/28
 21 pts., 10 reb. at #24 Providence, 2/14
 20 pts., 11 reb. at DePaul, 3/4

Ryan Kalkbrenner (2)

20 pts., 13 reb. at #2 Texas, 12/1
 10 pts., 10 reb. vs. Nebraska, 12/4

Fredrick King (2)

16 pts., 11 reb. vs. Arizona State, 12/12
 16 pts., 10 reb. at Marquette, 12/16

Arthur Kaluma (2)

14 pts., 11 reb. vs. Seton Hall, 1/3
 14 pts., 16 reb. at #4 Connecticut, 1/7

South Region. The Jays defeated seventh-seeded Louisville in Orlando in 1999, only to lose two days later to second-seeded Maryland. Since then CU has lost to seventh-seeded Nevada in New Orleans in 2007 and to ninth-seeded Kansas State in Charlotte in 2018. The Jays won both games last weekend to even their record to .500.

In 36 NCAA or NIT appearances, Creighton has won consecutive games in the same event just four times, with that happening in the 2016 and 2019 NIT's, as well as the 2021 and 2023 NCAA Tournaments. The Jays have never own three straight NCAA Tournament games.

Creighton has had at least one sport reach the NCAA Tournament in each of the last 36 academic calendar years, as the Bluejays also have gone dancing in men's soccer, volleyball and women's basketball this academic year.

Including the NCAA's, NIT, CBI and CIT, Creighton is making its 24th postseason appearance in the last 26 seasons this March. The 2019-20 team was one of those exceptions, but was likely headed for a 2 or 3 seed in the NCAA's before COVID-19 canceled the event.

The Sweet 16

This year's Creighton team is one of 16 teams still in the hunt for a national title, and by the time it takes the floor there figures to be only 10 teams still alive in the NCAA Tournament.

The only previous times that Creighton has played among the final 16 teams in the NCAA Tournament came in 1941 (eight teams, lost first game), 1962 (25 teams, won, then lost), 1964 (25 teams, won then lost), 1974 (25 teams, won, then lost) and 2021 (68 teams, won twice, then lost).

Common Opponents

Creighton and Princeton share just one common opponent this season, as both teams played Arizona. Creighton went 0-1 while Princeton was 1-0 in those contests. Both games took place on a neutral floor.

Team	CU Result	Princeton Result
Arizona	Arizona 81-79	Princeton 59-55

March Madness Confidential To Follow The Jays

Turner Sports and CBS Sports' joint coverage of the NCAA Division I Men's Basketball Championship will include the return of NCAA March Madness Confidential, providing exclusive, behind-the-scenes access to six NCAA Tournament teams, including Creighton.

Production crews began embedding with the Bluejays on Selection Sunday and will chronicle their NCAA Tournament journeys.

Throughout the Tournament, features will run across multiple platforms – including studio coverage across TBS, CBS, TNT and truTV – with online distribution via the official @MarchMadnessMBB Twitter and Facebook pages, @MM_MBB_TV, NCAA.com and CBS Sports and Turner Sports social media accounts.

Merfeld's One Shining Moment Turns 22

Currently an assistant to the head coach at Creighton, **Steve Merfeld** coached one of the biggest upsets in NCAA Tournament history when his 15th-seeded Hampton team defeated second-seeded Iowa State, 58-57, in Boise, Idaho, in 2001.

Merfeld's team closed the game on a 14-2 run, capped by a **Travis Williams** basket with 6.9 seconds left. ISU All-American **Jamaal Tinsley's** coast-to-coast lay-up attempt rolled out as time expired.

As the final horn sounded, Merfeld raced across the court from his bench area to the other side, where he was picked up by forward **David Johnson** in an enduring image as Merfeld kicked his feet in jubilation.

That video clip is still shown annually in March Madness intros and highlights worldwide.

Perhaps it's fate, but this year's Creighton team will face a No. 15 seed in Princeton on Friday.

How Sweet It Is

Creighton is one of just eight teams to have reached at least two of the last three Sweet 16s.

Gonzaga, Houston and UCLA have done it each of the last three seasons, while Alabama, Creighton, Michigan and Villanova have done it twice each.

Postseason Wins In 12 of Last 14 Openers

Creighton has won at least one game in 12 of its last 14 postseason appearances. The stretch began in 2007-08.

Creighton's Last 13 Postseason Openers		
Year	Tourney	First Game
2007-08	NIT	Beat Rhode Island, 74-73
2008-09	NIT	Beat Bowling Green, 73-71
2009-10	CIT	Beat South Dakota, 89-78
2010-11	CBI	Beat San Jose State, 85-74
2011-12	NCAA	Beat Alabama, 58-57
2012-13	NCAA	Beat Cincinnati, 67-63
2013-14	NCAA	Beat Louisiana, 76-66
2015-16	NIT	Beat Alabama, 72-54
2016-17	NCAA	Lost to Rhode Island, 84-72
2017-18	NCAA	Lost to Kansas State, 69-59
2018-19	NIT	Beat Loyola (Chicago), 70-61
2020-21	NCAA	Beat UCSB, 63-62
2021-22	NCAA	Beat San Diego St., 72-69 (OT)
2022-23	NCAA	Beat NC State, 72-63

Creighton Basketball Streaks of Note

Streak	What	Last Time Not True
983	consecutive games with at least one three-pointer made	2/20/93 at Illinois State (0-5)
45	consecutive games Baylor Scheierman has made a 3-pointer	2/5/22 at South Dakota
33	consecutive home wins on Friday's	12/12/75 vs. North Texas (L 75-71)
28	consecutive wins in home openers	12/3/94 vs. SMU (L 77-70)
26	consecutive wins when making 25 or more free throws	1/20/07 vs. Southern Illinois (26-30)
18	consecutive wins vs. DePaul	1/7/15 (L 70-60)
16	consecutive wins when making 50% or better from 3-point range	1/9/19 vs. Marquette
8	consecutive 20-win seasons	2014-15

Both Sides Now

Creighton is one of just 11 teams that had both its men's and women's basketball teams earn an at-large bid to the NCAA Tournament. That list consists of Baylor, Creighton, Illinois, Indiana, Maryland, Miami (Fla.), Mississippi State, NC State, Tennessee, UCLA and USC.

Only 26 schools placed men's and women's basketball teams in both NCAA Tournaments this year.

Nothing But NET

Creighton entered the NCAA Tournament with a NET of 18, while its women have a NET of 17.

That made Creighton one of five schools with both its men and women's programs with a top-18 NET, joining Connecticut, Duke, Tennessee and Texas.

Top Six Seeds

Creighton was one of eight teams to own a top-six seed in both the NCAA Men's and Women's Basketball Tournament this year.

School	Men	Women
Creighton	6	6
Duke	5	3
Indiana	4	1
Iowa State	6	5
Tennessee	4	4
Texas	2	4
UCLA	2	4
UConn	4	2

A Unique Combo

Did you know that Creighton is the nation's only Division I school to earn an NCAA Tournament bid both this year and last season in men's soccer, men's basketball, women's basketball and volleyball?

Coaching Experience In The Dance

Creighton's full-time coaching staff boasts a combined 48 Division I NCAA Tournament games under their collective belts as either a player (4-6), assistant coach (12-8) or head coach (8-10), winning 24 of those games.

Greg McDermott is 8-10 in NCAA Tournament action as a Division head coach. He went 0-3 at Northern Iowa (0-1 in 2004, 2005 and 2006) and is 8-7 at Creighton (2-0 thus far in 2023, 2-1 in 2021, 1-1 in 2012, 2013, 2014 and 2022 and 0-1 in 2017 and 2018). In 2021, he led the Bluejays to their first Sweet 16 since 1974, something he did again in 2023.

Alan Huss is 6-6 in NCAA Tournament action, going three times as a player at Creighton (1-1 in 1999 and 0-1 in both 2000 and 2001). He is also 5-3 as an assistant coach thanks to a 2018 Creighton loss, a 2-1 mark in 2021, a 1-1 record last year and this year's 2-0 NCAA Tourney start.

Ryan Miller has been a part of four NCAA Tournaments as an assistant coach, going 1-2 in two appearances (2010, 2012) with New Mexico, 0-1 in 2018 with TCU and 3-1 at Creighton (2-0 in 2023, 1-1 in 2022). He was also part of three tournaments as a player at Division II Northern State, going 2-1 to reach the Elite Eight in 1998, 1-1 in 1996 and 0-1 in 1997.

Miscellaneous Statistics, Trends and Tidbits

2022-23 Creighton Trends

Current Streak	Won 2	When Leading at Halftime	22-3
Overall Record	23-12	Home	13-1
BIG EAST Record	14-6	Away	5-2
Last 5 Games	4-1	Neutral	4-0
Last 10 Games	6-4	When Trailing at Halftime	0-9
Overtime Games	0-1	Home	0-1
Longest Winning Streak	Won 8	Away	0-4
Home Streak	Won 1	Neutral	0-4

Creighton's Record When...

	Field Goal Shooting	FGM-FGA	Pct.
Jays shot 40% or better from field	Home	433-884	.490
Opponent shot 40% or better from field	Away	295-664	.444
Jays shot less than 40% from field	Neutral	232-506	.458
Opponent shot less than 40% from field			
Jays shot 40% or better from 3-pt range	Free Throw Shooting	FTM-FTA	Pct.
Opponent shot 40% or better from 3-pt range	Home	175-237	.738
Jays outrebounded opponent	Away	127-159	.799
Opponent outrebounded Jays	Neutral	156-191	.817
Jays scored 70 or more points	Jays' Record by Day of the Week		
Opponent scored 70 or more points	Sunday		2-1
Jays allowed fewer than 70 points	Monday		3-1
Opponent allowed fewer than 70 points	Tuesday		3-2
A Bluejay player scored 20 or more points	Wednesday		4-2
An opposing player scored 20 or more points	Thursday		4-1
A Bluejay player had 10 or more rebounds	Friday		1-2
An opposing player had 10 or more rebounds	Saturday		6-3

Bluejay Statistical Leaders (Includes all ties)

Points: Kalkbrenner 9, Scheierman 7, Kaluma 6, Nembhard 6, Alexander 5, Farabello 1, King 1
Rebounds: Scheierman 19, Kaluma 6, Kalkbrenner 4, Nembhard 4, Alexander 2, King 1
Assists: Nembhard 21, Scheierman 11, Alexander 7, Kaluma 3, Farabello 1
Steals: Scheierman 11, Alexander 11, Kaluma 8, Nembhard 7, Farabello 6, Mitchell 5, Kalkbrenner 5, Shtolzberg 2, Miller 1, Yates 1, King 1
Blocks: Kalkbrenner 26, King 7, Kaluma 4, Alexander 3, Scheierman 22, Nembhard 2, Mitchell 1

Margin of Victory and Defeat

	1	2	3	4	5	6	8	9	10	11	12	13	14	15	17	21	22	28	29	35	40
CU Wins	—	—	2	—	1	1	—	2	1	1	2	1	1	1	1	1	2	1	2	1	1
CU Losses	—	3	2	—	1	—	1	1	1	1	—	—	—	—	—	—	1	—	—	—	—

Jays on Television (23-12)

FS1 (12-8); CBS Sports Network (3-0); FOX (3-2); CBS (1-0); TBS (1-0); TNT (1-0); ESPN2 (1-0); ESPN (1-2)

Last season **Jalen Courtney-Williams** went 1-1 as an assistant coach at Creighton in his first trip to the Big Dance. He's off to a 2-0 start this year, moving his career mark to 3-1.

Against NCAA Tournament Opponents

Creighton is 6-9 against teams that made the 2023 NCAA Tournament. The Jays are 1-0 vs. Arkansas, NC State and Baylor, 1-1 vs. Providence and UConn, 1-2 vs. Xavier, 0-2 vs. Marquette and 0-1 vs. Texas, Arizona State and Arizona. In those 15 games, Creighton went 3-1 at home, 0-5 on the road and 3-3 on neutral floors.

Ryan Kalkbrenner led CU with 16.7 points and also averaged 6.6 rebounds per game. **Baylor Scheierman** averaged 14.6 points, 7.9 rebounds and 2.3 three-pointers per contest. All five Bluejay starters averaged at least 10.5 points per game.

As a team, Creighton has allowed 73.3 points per game while scoring 74.4 points per contest. CU is -2.1 on the glass and shoots 45.5 percent from the field, 31.5 percent from deep and 80.7 percent at the line.

BIG EAST Success

Creighton was one of five BIG EAST teams to make the NCAA Tournament this season, joining Providence, Connecticut, Marquette and Xavier.

Thus far, the league is 7-2, with only Marquette and Providence losing.

Including 2023, the BIG EAST has had a Sweet 16 squad in 27 of the past 29 tournaments, and multiple Sweet 16 teams in 16 of the last 21 tournaments. This year marks the first time in the reconfigured league (since 2013) that it's sent three or more teams to the Regional Round.

Even when you remove Louisville's vacated 2013 men's title, the BIG EAST Conference has won a combined 14 NCAA men's and women's basketball titles in the previous 22 tournaments.

History As A No. 6 Seed

Since the NCAA began seeding all the teams in 1979, this year marks the fourth time Creighton has been a No. 6 seed.

Creighton has now been a better seed and played in its "home whites" for its initial NCAA Tournament game in seven of its past eight appearances.

Since 1985, No. 6 seeds 15-28 in the Regional Semifinal and 3-11 in the Regional Final. However, there's never been a No. 6 seed to face a No. 15 seed.

The last No. 6 seed to reach the Final Four was Michigan in 1992 and the last No. 6 seed to reach the Elite Eight was USC in 2021.

2022-23 Dunks (109)		
Name	2022-23	Career (CU only)
Ryan Kalkbrenner	58	156
Fredrick King	24	24
Arthur Kaluma	22	43
Baylor Scheierman	2	2
Trey Alexander	2	2
Ryan Nembhard	1	2

2022-23 BIG EAST Preseason Poll		
Rk.	School (1st place votes)	Total
1.	Creighton (8)	98
2.	Xavier (2)	86
3.	Villanova (1)	85
4.	Connecticut	77
5.	Providence	62
6.	St. John's	52
7.	Seton Hall	44
8.	Butler	36
9.	Marquette	32
10.	Georgetown	21
11.	DePaul	12

Preseason All-BIG EAST Team
First Team
 Adama Sanogo, UConn (Preseason POY)
Ryan Kalkbrenner, Creighton
 Jared Bynum, Providence
 Posh Alexander, St. John's
 Colby Jones, Xavier
 Jack Nunge, Xavier

Second Team
Arthur Kaluma, Creighton
Ryan Nembhard, Creighton
 Kadary Richmond, Seton Hall
 Caleb Daniels, Villanova
 Eric Dixon, Villanova
 Justin Moore, Villanova

Honorable Mention
 Chuck Harris, Butler
Baylor Scheierman, Creighton
 Cam Whitmore, Villanova (Preseason FOY)

More Miscellaneous 2022-23 Statistics

CU's Biggest Halftime Lead	31 vs. North Dakota (53-22), 11/10
CU's Biggest Halftime Lead In A Loss	8 vs. #10 Marquette (40-32), 2/21
CU's Biggest Halftime Deficit	14 at Villanova (38-24), 2/25
	14 vs. #15 Xavier (40-26), 3/10
CU's Biggest Halftime Deficit In A Win	
CU's Biggest Overall Lead	43 vs. Georgetown (84-41), 3/1
CU's Biggest Overall Deficit	22 vs. #15 Xavier (82-60), 3/10
CU's Biggest Margin of Victory	40 vs. Georgetown (99-59), 3/1
CU's Biggest Margin of Defeat	12 at Villanova (79-67), 2/25
CU's Biggest Lead In A Loss	12 vs. #10 Marquette (32-20), 2/21
CU's Biggest Deficit Overcome In A Win	9 vs. Butler (16-7), 12/22

Pronunciation Guide
John Christofilis Criss-TOFF-a-liss
Francisco Farabello . . . Fair-uh-BELL-oh
Ryan Kalkbrenner CAULK-bren-ner
Arthur Kaluma Kah-LOO-muh
Shereef Mitchell SHUR-reef
Ryan Nembhard NEM-hard
Sami Osmani Sammy • Oh's-MONN-ee
Baylor Scheierman . . . SHY-er-man
Ben Shtolzburg SHTOLTZ-berg

The only No. 6 seed to ever win the national title was Kansas in 1988.

Creighton's NCAA Tourney Seeds (since seeding began in 1979)		
Year	Seed	Record
1981	8th	0-1
1989	14th	0-1
1991	11th	1-1
1999	10th	1-1
2000	10th	0-1
2001	10th	0-1
2002	12th	1-1
2003	6th	0-1
2005	10th	0-1
2007	10th	0-1
2012	8th	1-1
2013	7th	1-1
2014	3rd	2-1
2017	6th	0-1
2018	8th	0-1
2021	5th	2-1
2022	9th	1-1
2023	6th	2-0 so far

McDermott Among The Greats
 What **Greg McDermott** has done in 13 years at Creighton stacks up with almost all the other coaches in Bluejay history...combined. Take a look:

Category	McDermott	All Other Coaches
NCAA Bids	8	16
NCAA Wins	8	9
Postseason Wins	16	17
Top 25 Wins	35	18
Weeks in Top 25	94	28
Weeks in Top 10	21	1

Most Postseason Bids By CU Coaches
 This year's bid to the NCAA Tournament is the 11th postseason bid for **Greg McDermott** at Creighton. Only **Dana Altman** (13) has taken the Bluejays to

more postseason appearances in men's basketball. McDermott's eight NCAA Tournament wins are a school record, more than double second-place **John J. "Red" McManus** (3).

McDermott's eight NCAA Tournament trips are the most in program history as well, one more than what Altman did.

McDermott's 16 postseason wins at Creighton are the most in school history, more than doubling Altman's seven.

McDermott (16-11) is one of two coaches in program history with a winning record in postseason play, joining **Eddie Sutton** (2-1).

Coach (Bids)	NCAA	NIT	CBI	CIT	NCIT	Total
Hickey (3)	1-1	2-2	0-0	0-0	0-0	3-3
Belford (1)	0-0	0-0	0-0	0-0	0-1	0-1
McManus (3)	3-3	0-0	0-0	0-0	1-1	4-4
Sutton (1)	2-1	0-0	0-0	0-0	0-0	2-1
Apke (4)	0-3	0-1	0-0	0-0	0-0	0-4
Barone (3)	1-2	0-1	0-0	0-0	0-0	1-3
Altman (13)	2-7	3-5	0-0	2-1	0-0	7-13
McDermott (11)	8-7	4-2	4-2	0-0	0-0	16-11

No Passing Fancy
 Each of Creighton's last two opponents have been guard-oriented offenses who have tried to beat the Jays off the dribble.

NC State finished the game with three assists, while Baylor owned just five helpers.

The three assists by NC State were the fewest by any Bluejay opponent in at least 30 years.

Friday's foe, Princeton, ranks 143rd nationally with 13.5 assists per game and dished 16 dimes in Saturday's Second Round win over Missouri.

2022-23 Creighton Basketball Numerical Roster						
No.	Name	Yr.	Pos.	Ht.	Wt.	Hometown (High School / Last School)
0	Jasen Green	Fr.	F	6-8	225	Omaha, Neb. (Millard North HS)
1	Ben Shtolzburg	Fr.	G	6-4	200	Northridge, Calif. (Notre Dame HS)
2	Ryan Nembhard	So.	G	6-0	170	Aurora, Ontario, Canada (Montverde Academy [Fla.])
4	Shereef Mitchell	Jr.	G	6-1	170	Omaha, Neb. (Sunrise Christian Academy [Kan.])
5	Francisco Farabello	Sr.	G	6-3	185	Cañada de Gómez, Argentina (NBA Global Academy Australia / TCU)
10	Zander Yates	Fr.	F	6-7	225	Germantown, Tenn. (Houston HS)
11	Ryan Kalkbrenner	Jr.	C	7-1	260	Florissant, Mo. (Trinity Catholic HS)
13	Mason Miller	Fr.	F	6-9	190	Germantown, Tenn. (Houston HS)
14	Sami Osmani	Jr.	G	6-4	205	Oak Lawn, Ill. (Oak Lawn Community HS)
15	John Christofilis	So.	G	6-3	195	Seattle, Wash. (O'Dea HS)
21	Evan Young	Fr.	G	5-11	160	Alpine, Utah (American Fork HS)
22	Devin Davis	Jr.	G	6-0	180	Chicago, Ill. (Westinghouse College Prep)
23	Trey Alexander	So.	G	6-4	190	Oklahoma City, Okla. (Heritage Hall HS)
24	Arthur Kaluma	So.	F	6-7	225	Glendale, Ariz. (Dream City Christian HS)
33	Fredrick King	Fr.	C	6-10	235	Mangrove Cay, Andros, Bahamas (NBA Academy Latin America)
55	Baylor Scheierman	Sr.	G	6-7	205	Aurora, Neb. (Aurora HS / South Dakota State Univ.)

Head Coach: Greg McDermott (Northern Iowa, 1988)
13th season at Creighton: 299-149 (.667)
29th season as a head coach: 579-344 (.627)
Assistant Coaches: Alan Huss, Ryan Miller, Jalen Courtney-Williams
Assistant to the Head Coach: Steve Merfeld
Director of Basketball Operations: Jeff Vanderloo
Video Coordinator: Casey Matthews
Administrative Specialist: John McKew
Diversity and Inclusion Officer: Len Gordy
Graduate Assistants: Lucas Vargas, Trey Zeigler

Weekly Rankings

Date	AP	Coaches Poll	RPI	NET
Preseason	9th	9th	34th	--
Nov. 14	10th	9th	8th	--
Nov. 21	10th	8th	64th	--
Nov. 28	7th	7th	7th	--
Dec. 5	21st	21st	31st	33rd
Dec. 12	RV (40th)	RV (32nd)	72nd	46th
Dec. 19	--	--	70th	47th
Dec. 26	--	--	53rd	34th
Jan. 2	RV (39th)	--	52nd	34th
Jan. 9	RV (T-37th)	--	50th	24th
Jan. 15	RV (35th)	--	52nd	24th
Jan. 22	RV (T-33rd)	RV (39th)	48th	20th
Jan. 29	RV (29th)	RV (30th)	42nd	18th
Feb. 6	23rd	RV (26th)	40th	16th
Feb. 13	18th	19th	26th	13th
Feb. 20	19th	19th	27th	13th
Feb. 27	RV (26th)	23rd	37th	16th
March 6	24th	22nd	43rd	14th
March 13	RV (26th)	22nd	45th	18th

Associated Press Top 25 March 13, 2023

Rk	School	W-L	PTS
1	Alabama (48)	29-5	1508
2	Houston (9)	31-3	1404
3	Purdue (3)	29-5	1367
4	Kansas	27-7	1303
5	Texas	26-8	1276
6	Marquette	28-6	1244
7	UCLA (1)	29-5	1209
8	Arizona	28-6	1155
9	Gonzaga	28-5	1046
10	Connecticut	25-8	854
11	Baylor	22-10	779
12	Duke	26-8	763
13	Xavier	25-9	738
14	Virginia	25-7	711
15	Kansas State	23-9	709
16	Miami (Fla.)	25-7	581
17	Texas A&M	25-9	562
18	San Diego State	27-6	550
19	Saint Mary's	26-7	426
20	Tennessee	23-10	381
21	Indiana	22-11	332
22	TCU	21-12	254
23	Missouri	24-9	171
24	Memphis	26-8	110
25	Florida Atlantic	31-3	99

Others Receiving Votes: Creighton 94, Oral Roberts 58, Kentucky 39, Iowa State 32, VCU 26, Utah State 15, Penn State 11, Charleston 10, West Virginia 2, Drake 2, Kent State 2, Northwestern 2

USA Today Top 25 Coaches Poll March 12, 2023

Rk	School	W-L	PTS
1	Houston (21)	31-3	777
2	Alabama (8)	29-5	759
3	Purdue (2)	29-5	728
4	Marquette	28-6	654
5	Kansas (1)	27-7	652
6	UCLA	29-5	649
7	Texas	26-8	647
8	Arizona	28-6	608
9	Gonzaga	28-5	546
10	Virginia	25-7	418
11	Baylor	22-10	399
12	Connecticut	25-8	391
13	Kansas State	23-9	370
14	Xavier	25-9	369
15	Miami (Fla.)	25-7	342
16	Duke	26-8	334
17	Texas A&M	25-9	289
18	San Diego State	27-6	266
19	Saint Mary's	26-7	240
	Indiana	22-11	240
21	Tennessee	23-10	153
22	Creighton	21-12	118
23	TCU	21-12	117
24	Missouri	24-9	65
25	Florida Atlantic	31-3	54

Others Receiving Votes: Iowa State 47; Kentucky 29; Penn State 24; Northwestern 23; **Providence 21**; Oral Roberts 20; Utah State 14; VCU 9; Maryland 6; Kent State 6; **NC State 5**; Memphis 4; Pittsburgh 3; Charleston 3; Michigan State 1.

Taking Turns

One facet that makes Creighton so tough to stop is that it seems like a different player steps up in every postseason game.

Last year in the NCAA Tournament, **Trey Alexander** had a then-career-high 18 points in the First Round overtime win against San Diego State.

In the Second Round last year, **Arthur Kaluma** had then-career-highs with 24 points and 12 rebounds against Kansas in the Second Round.

This year in the First Round, **Ryan Kalkbrenner** scored a career-high 31 points in a win over NC State.

In this year's Second Round win over Baylor, **Ryan Nembhard** poured in a career-high 30 points.

30/30 Club

Credit distinguished college basketball researcher **Jared Berson** for these two nuggets.

Creighton (with **Ryan Kalkbrenner** and **Ryan Nembhard**) is the first team to have a different player score 30+ points in each of the first two games of an NCAA Tournament since 1997 Providence (**Austin Croshere, Derrick Brown**).

Additionally, **Ryan Kalkbrenner** and **Ryan Nembhard** are the second pair of same-named teammates each with a 30-point game in a single NCAA Tournament. The first was **Larry Finch** and **Larry Kenon** did it for 1973 Memphis State. That Tigers team reached the national title game.

Last season Nembhard missed the final eight games of the season due to a wrist injury, while Kalkbrenner missed the final contest of the season after suffering a knee injury in CU's First Round win.

R2 Goes For 30

Ryan Nembhard scored a career-high 30 points in a neutral-site win vs. No. 11 Baylor last Sunday. It was five points more than his previous high against No. 9 Arkansas in November at the Maui Jim Maui Invitational, also on a neutral floor.

Nembhard is now averaging 15.2 points and 5.0 assists per game in nine games this season on a neutral floor. He's shot 45.9 percent from deep in those contests and 86.5 percent at the line.

In CU's games played at home or true road sites, Nembhard has averaged 11.4 points, 4.7 assists per game while shooting 34.3 percent from downtown and 88.9 percent from the line.

Making the moment all the sweeter was that fact that as a senior in high school, Ryan attended his

brother **Andrew Nembhard's** game with Gonzaga in an NCAA title game loss to Baylor in 2021. Andrew had nine points in 39 minutes in that game on 2-for-5 shooting.

If you're curious, Creighton's last player to score 30 points in back-to-back games **Doug McDermott** on March 8 and March 14 of 2014.

A Double-Feature Of 30 For 30

In Sunday's 85-76 win over Baylor, **Ryan Nembhard** scored 30 points for Creighton while Baylor's **LJ Cryer** finished with 30 points for the Bears.

It marked the first time that players on both teams in a Creighton game scored 30 points each since...Friday, when Creighton's **Ryan Kalkbrenner** (31) and NC State's **Terquavion Smith** (32) did so.

Prior to it happening in consecutive games last weekend, it hadn't happened a single time in any Creighton game since March 1, 2008 vs. Bradley, when CU's **Cavel Witter** scored 42 and BU's **Daniel Ruffin** scored 30 to do it.

The More Things Change...

There's more than a few eerie similarities between Creighton's 2013-14 team that lost to Baylor and Baylor's 2022-23 team that lost to Creighton.

Consider the following oddities, which were tracked down by **Matt DeMarinis** from *White & Blue Review*...

2013-14 Baylor:

- Lost Maui Invitational title game.
- Ranked as high as No. 7 in AP Poll earlier in the year.
- Lost 8 of 11 games at one point during regular season.
- No. 6 seed in NCAA Tournament.
- Assigned to play in the home arena of the NBA team with the best record in the Western Conference.
- Won first round game vs. a No. 11 seed that wore red uniforms with black trim whose name started with an N.
- Advanced to second Sweet 16 in three years by making 11 three-pointers and scoring 85 points vs. a No. 3 seeded Creighton team that was wearing gray alternates.

2022-23 Creighton

- Lost Maui Invitational title game.
- Ranked as high as No. 7 in AP Poll earlier in the year.
- Lost 8 of 11 games at one point during regular season.
- No. 6 seed in NCAA Tournament.
- Assigned to play in the home arena of the NBA team with the best record in the Western Conference.
- Won first round game vs. a No. 11 seed that wore red uniforms with black trim whose name started with an N.
- Advanced to second Sweet 16 in three years by making 11 three-pointers and scoring 85 points vs. a No. 3 seeded Baylor team that was wearing gray alternates.

Career NCAA Tournament Stats

Name	G-S	FG	Pct	3FG	Pct	FT	Pct	Reb	Avg	A	T	B	S	Pts	Avg	HL
Nembhard	2-2	12-22	.545	4-9	.444	12-12	1.000	5	2.5	5	1	0	3	40	20.0	30
Kaluma	4-4	17-40	.425	6-21	.286	17-20	.850	34	8.5	10	12	3	2	57	14.8	24
Alexander	4-4	19-51	.373	3-13	.231	17-19	.895	17	4.3	21	12	1	6	58	14.5	18
Scheierman# 3-3	13-37	.351	7-23	.304	3-4	.750	22	7.3	10	8	1	0	36	12.0	18	
Kalkbrenner# 6-3	21-38	.553	1-1	1.000	16-19	.842	28	4.7	5	2	5	3	59	9.8	31	
Farabello*	4-0	5-12	.417	4-10	.400	0-0	---	10	2.5	3	4	0	2	14	3.5	9
Mitchell	5-0	4-11	.364	1-2	.500	1-3	.333	4	0.8	1	2	0	0	10	2.0	4
Osmani	2-0	0-1	.000	0-1	.000	0-0	---	0	0.0	0	0	0	0	0	0.0	--
Miller	1-0	0-2	.000	0-1	.000	0-0	---	2	2.0	0	0	0	0	0	0.0	--
King	2-0	0-0	---	0-0	---	0-0	---	2	1.0	0	0	0	0	0	0.0	--
Davis	3-0	0-0	---	0-0	---	0-0	---	0	0.0	0	0	0	0	0	0.0	--

#includes Scheierman's stats while playing for South Dakota State

*includes Farabello's stats while playing for TCU

Looking Ahead

Should Creighton advance, it will play either Alabama or San Diego State on Sunday with a spot in the Final Four on the line. CU has beaten both in recent years in the postseason.

Creighton is 2-0 all-time against Alabama, beating the Crimson Tide in the 2012 NCAA Tournament in Greensboro, N.C., (58-57) and again in the 2016 NIT in Omaha (72-54).

Creighton is 5-3 all-time against San Diego State, including an overtime win over the Aztecs in last year's NCAA Tournament. SDSU guard **Adam Seiko** is the brother of Bluejay forward **Arthur Kaluma**. Not only did both teams play in the Maui Jim Maui Invitational this year, but the squads actually shared a charter flight from San Diego to the island and back.

Bouncing Back

It's been well-documented that Creighton suffered through a six-game losing skid after starting the year with a 6-0 record and moving into the top 10.

Per research by Creighton Assistant SID **Patrick Davis**, Creighton is just the second team since 2007 to reach the Sweet 16 in the same season it suffered a six-game losing streak since Xavier's 2016-17 squad. That Musketeer club lost six straight from Feb. 11-March 1 before bouncing back to reach the Elite Eight.

Earlier this season the Bluejays became the first team since at least 2009-10 to lose six in a row and be ranked in the AP poll later that same season.

The Incredible Kalk

Ryan Kalkbrenner scored a career-high 31 points in last Friday's win vs. NC State, eclipsing his previous best of 24. Kalkbrenner's 31 points are the most by a Bluejay in an NCAA Tournament game, surpassing **Doug McDermott's** 30 vs. Louisiana in 2014.

Kalkbrenner had 20 of his points after halftime, the first time a Bluejay has scored 20 points in any half since Kalkbrenner himself had 20 points on March 2, 2022 in a win over UConn.

Including Sunday's performance vs. Baylor, Kalkbrenner has now scored in double-figures in each of Creighton's last 19 games, and upped his nation-leading field goal percentage to 70.6 percent.

Most Points, Creighton NCAA Tourney Game

31	Ryan Kalkbrenner vs. NC State	3/17/23
30	Doug McDermott vs. Louisiana	3/21/14
30	Ryan Nembhard vs. Baylor	3/19/23
28	Terrell Taylor vs. Florida	3/15/02
27	Paul Silas vs. Memphis State	3/12/62
27	Doug McDermott vs. Cincinnati	3/22/13
25	Elton McGriff vs. Oklahoma City	3/9/64
25	Doug Brookins vs. Maryland	3/15/75

Efficient As Always

Ryan Kalkbrenner scored 31 points on just 14 field goal attempts on Friday vs. NC State. He's just the fifth Bluejay to score that many points on that few field goal attempts in 13 years under **Greg McDermott**, joining **Mitch Ballock** (39 points on 14 shots) vs. DePaul on March 9, 2019, **Marcus**

Zegarowski (32/12) vs. Butler on March 6, 2021, **Isaiah Zierden** (31/12) on Jan. 17, 2016 at DePaul and **Doug McDermott** (31/12) vs. Davidson on March 21, 2011.

Kalkbrenner is just the third player nationwide since 2010 to do it in an NCAA Tournament game, joining Fairleigh Dickinson's **Darnell Edge** in a First Four game vs. Prairie View in 2019, as well as North Carolina's **Tyler Zeller** vs. Long Island University in 2011.

Kalkbrenner Gets Streaky

Ryan Kalkbrenner has scored 10 or more points in each of the last 19 games. No Bluejay has done it in 20 games in a row since **Marcus Foster** compiled a stretch of 33 straight games in double-digits in 2017-18.

Scheierman, Battier, Durant, Daum, Miller...

Baylor Scheierman, he's become a bit of a unicorn with his statistical oddities. Per **Basketball-Reference.com**, he's one of nine players since 1992-93 to have a season with at least 285 rebounds and 80 three-pointers (a group that includes **Shane Battier**, **Kevin Durant**, **Mike Daum** and **Brandon Miller** among others).

None of the men in that group owned more than 84 assists, whereas Scheierman owns 114 helpers.

2022-23 Creighton's Top Performances

Points

32, Trey Alexander vs. DePaul, 12/25
31, Ryan Kalkbrenner vs. NC State, 3/17
30, Ryan Nembhard vs. #11 Baylor, 3/19
27, Arthur Kaluma vs. BYU, 12/10
27, Trey Alexander vs. Villanova, 2/4
25, Ryan Nembhard vs. #9 Arkansas, 11/22
25, Baylor Scheierman at #12 Xavier, 1/11
25, Trey Alexander vs. Georgetown, 3/1
24, Ryan Kalkbrenner vs. North Dakota, 11/10
22, Ryan Kalkbrenner vs. Holy Cross, 11/14
21, Ryan Kalkbrenner vs. #9 Arkansas, 11/22
21, Ryan Kalkbrenner vs. #19 Providence, 1/14
21, Ryan Nembhard at #24 Providence, 2/14
21, Trey Alexander at DePaul, 3/4
21, Ryan Kalkbrenner vs. Villanova, 3/9
20, Baylor Scheierman vs. #9 Arkansas, 11/22
20, Ryan Nembhard vs. #14 Arizona, 11/23
20, Ryan Kalkbrenner at #2 Texas, 12/1
20, Trey Alexander vs. #19 Providence, 1/14
20, Arthur Kaluma vs. #13 Xavier, 1/28
20, Ryan Kalkbrenner at DePaul, 3/4
20, Ryan Nembhard at DePaul, 3/4

Rebounds

16, Arthur Kaluma at #4 Connecticut, 1/7
13, Ryan Kalkbrenner at #2 Texas, 12/1
13, Baylor Scheierman vs. #10 Marquette, 2/21
13, Baylor Scheierman vs. Georgetown, 3/1
12, Baylor Scheierman vs. #21 Texas Tech, 11/21
12, Baylor Scheierman vs. Villanova, 3/9
11, Baylor Scheierman vs. #14 Arizona, 11/23
11, Baylor Scheierman at #2 Texas, 12/1
11, Baylor Scheierman vs. Nebraska, 12/4
11, Baylor Scheierman vs. BYU, 12/10

11, Fredrick King vs. Arizona State, 12/12
11, Baylor Scheierman at Marquette, 12/16
11, Arthur Kaluma vs. Seton Hall, 1/3
11, Ryan Nembhard at Butler, 1/17
11, Baylor Scheierman at Georgetown, 2/1
11, Ryan Nembhard at DePaul, 3/4
10, Baylor Scheierman vs. St. Thomas, 11/7
10, Baylor Scheierman vs. North Dakota, 11/10
10, Ryan Kalkbrenner vs. Nebraska, 12/4
10, Fredrick King at Marquette, 12/16
10, Baylor Scheierman vs. DePaul, 12/25
10, Baylor Scheierman vs. St. John's, 1/25
10, Ryan Nembhard vs. #13 Xavier, 1/28
10, Ryan Nembhard at #24 Providence, 2/14
10, Baylor Scheierman at DePaul, 3/4

Assists

12, Ryan Nembhard vs. Holy Cross, 11/14
9, Ryan Nembhard vs. Arizona State, 12/12
9, Baylor Scheierman vs. Villanova, 3/9
8, Ryan Nembhard vs. #13 Xavier, 1/28
8, Trey Alexander at Seton Hall, 2/8
7, Ryan Nembhard vs. BYU, 12/10
7, Ryan Nembhard vs. DePaul, 12/25
7, Ryan Nembhard at #12 Xavier, 1/11

Steals

4, Baylor Scheierman vs. Nebraska, 12/4
3, Shereef Mitchell vs. North Dakota, 11/10
3, Shereef Mitchell vs. Holy Cross, 11/14
3, Baylor Scheierman vs. #14 Arizona, 11/23
3, Baylor Scheierman at Butler, 12/22
3, Ryan Kalkbrenner at #12 Xavier, 1/11
3, Baylor Scheierman vs. Villanova, 2/4
3, Ryan Kalkbrenner vs. #21 Connecticut, 2/11

3, Ryan Nembhard at St. John's, 2/16
3, Baylor Scheierman at DePaul, 3/4
3, Ryan Kalkbrenner vs. #15 Xavier, 3/11

Blocked Shots

6, Ryan Kalkbrenner vs. Seton Hall, 1/3
5, Fredrick King vs. Arizona State, 12/12
5, Ryan Kalkbrenner vs. #13 Xavier, 1/28
4, Ryan Kalkbrenner at #4 Connecticut, 1/7
4, Ryan Kalkbrenner vs. #19 Providence, 1/14
4, Ryan Kalkbrenner at St. John's, 2/18

Field Goals

11, Trey Alexander vs. DePaul, 12/25
11, Ryan Kalkbrenner vs. NC State, 3/17
10, Ryan Kalkbrenner vs. North Dakota, 11/10
10, Ryan Kalkbrenner vs. Holy Cross, 11/14
10, Baylor Scheierman at #12 Xavier, 1/11

3-Point Field Goals

7, Trey Alexander vs. DePaul, 12/25
7, Trey Alexander vs. Georgetown, 3/1
5, Francisco Farabello vs. Nebraska, 12/4
5, Trey Alexander vs. Villanova, 2/4
5, Baylor Scheierman at Seton Hall, 2/8

Free Throws

10, Ryan Nembhard vs. #9 Arkansas, 11/22
10, Trey Alexander vs. BYU, 12/10
10, Trey Alexander vs. #19 Providence, 1/14
10, Ryan Nembhard vs. #11 Baylor, 3/19
8, Ryan Kalkbrenner vs. NC State, 3/17
7, Arthur Kaluma vs. BYU, 12/10
7, Ryan Kalkbrenner vs. #19 Providence, 1/14

Firing On All Cylinders

Creighton finished last season ranked 50th overall by **KenPom.com**. That included the nation's No. 112 offense, and No. 19 defense. Creighton's No. 19 defense was its best mark in the 20 seasons of the KenPom era.

Creighton has had a top-25 offense per KenPom in six of the previous 11 seasons.

Since 2002 every national champion has been a KenPom top 39 offense and a KenPom top 22 defense. Of this year's teams, only Creighton, Alabama, Houston, Kansas, Texas, UCLA and Connecticut are among that group.

Here's where Creighton ranked after games of March 19th.

Year	Off. Rating	Def. Rating	Overall Rank
2010-11	66	174	98
2011-12	5	166	28
2012-13	5	66	15
2013-14	2	124	17
2014-15	59	138	79
2015-16	43	76	40
2016-17	32	46	28
2017-18	25	58	30
2018-19	47	83	55
2019-20	3	78	12
2020-21	25	32	22
2021-22	112	19	50
2022-23	24	13	12

McDermott In The Postseason

Creighton coach **Greg McDermott** is making his 11th postseason appearance at Creighton, and 14th overall as a Division I head coach when you include his time at Northern Iowa.

McDermott's Division I teams own a 16-14 record in 14 postseason appearances, including a 16-11 mark in 11 appearances at Creighton.

McDermott's Division I Postseason Appearances

Year (School)	Tourney	Postseason W-L
2003-04 (UNI)	NCAA	0-1
2004-05 (UNI)	NCAA	0-1
2005-06 (UNI)	NCAA	0-1
2010-11 (CU)	CBI	4-2
2011-12 (CU)	NCAA	1-1
2012-13 (CU)	NCAA	1-1
2013-14 (CU)	NCAA	1-1
2015-16 (CU)	NIT	2-1
2016-17 (CU)	NCAA	0-1
2017-18 (CU)	NCAA	0-1
2018-19 (CU)	NIT	2-1
2020-21 (CU)	NCAA	2-1
2021-22 (CU)	NCAA	1-1
2022-23 (CU)	NCAA	2-0 so far

Postseason Features Last-Second Drama

Thirteen of Creighton's previous 18 postseason runs (all but 2010, 2014 and 2016, 2017 and 2019) have included a game that was decided in the final seconds, including 2022.

In fact, Creighton's past 19 postseason openers (including 2023) have been decided by an average of 6.32 points and feature five games decided by one point (including a double-OT finish), two by two points, one by three points (including an OT finish), one game by four points, two by six points (including an OT finish), one by nine points, two games by 10 points, three games by 11 points, one by 12 points, and one decided by 18 points.

In 2022, Creighton trailed 62-53 with under three minutes remaining in regulation against San Diego

State before an epic 9-0 rally to force overtime. CU took the lead back with 1:08 left to eventually earn a 72-69 win.

In 2021, **Christian Bishop** made two go-ahead free throws with 16.0 seconds left and UC Santa Barbara's **Amadou Sow** missed a point-bank lay-up with two seconds left as Creighton won, 63-62.

In 2013 Cincinnati missed a game-tying three-pointer in the final 20 seconds and Creighton guard **Austin Chatman** made 3-of-4 free throws down the stretch to hold on to a 67-63 win.

In 2012 Creighton edged Alabama in the second round of the NCAA Tournament, 58-57, as **Trevor Releford's** game-winning three-pointer at the buzzer came up short.

Creighton's 2010-11 campaign ended in heart-breaking fashion in the CBI title game at Oregon. Creighton had the ball in a tie game with the shot clock off, but committed a backcourt violation on Oregon's "unique" floor. The Ducks' **E.J. Singler** then banked in a game-winning shot with 2.0 seconds left. A desperation three-pointer by Creighton was off the mark.

In 2009, Creighton rallied from a 14-point deficit and would hang on to beat Bowling Green, 73-71 in the first round of the NIT. The Jays needed a last-second defensive stand, as BGSU's **Darryl Clements'** game-winning three-pointer at the buzzer was off the mark.

The following game, Creighton led Kentucky by one with 36 seconds left, only to miss two free throws and see UK All-American **Jodie Meeks** convert a three-point play. CU's **Booker Woodfox**, the nation's No. 2 three-point shooter, missed an open try as time expired, and Creighton lost 65-63.

In 2008, Creighton rallied from a 12-point deficit in the final 3:07 to top Rhode Island, 74-73, in the first round of the NIT. **Cavel Witter** hit the game-winner with 3.2 seconds left to give CU its first lead of the game since 3-0.

In 2007, Creighton had the ball for a final shot in a tie game against Nevada in the first round of the NCAA Tournament. **Nate Funk's** shot attempt missed, and a tip-in try was also not converted. The Jays would eventually lose 77-71 in overtime.

In second round of the 2006 NIT, Miami (Fla.) guard **Guillermo Diaz** drained a free throw with 2.6 seconds left to beat Creighton 53-52. A last-second shot attempt by Bluejay senior **Johnny Mathies** was knocked out of his hands.

In the 2005 NCAA Tourney, **Nate Funk** had his three-point try with seven seconds left blocked by **Tyrone Sally**, and Sally raced downcourt for a breakaway dunk with 2.4 seconds left to give West Virginia a 63-61 win. Funk's three-point try from the corner missed at the buzzer.

In 2004, Creighton fell 71-70 to Nebraska in the NIT. The Jays led nearly the entire second half before NU's go-ahead basket with 12 seconds left. **Nate Funk's** game-winning jumper from 18-feet away was blocked by Husker guard **Jake Muhleisen**.

In 2003 Creighton lost 79-73 to Central Michigan in the NCAA's. The Jays trailed 50-24 with 16:24 left but a furious rally got them within two points (72-

70) with 1:20 left, only to turn it over the next three possessions.

In the 2002 NCAA's, Creighton beat #15 Florida, 83-82, in Chicago. **Terrell Taylor** hit a game-winning trey with 0.2 seconds left in double-overtime, his final three of 28 points after a scoreless first half.

Kalkbrenner For The Win

Ryan Kalkbrenner is the only Creighton player in history to appear in five NCAA Tournament victories, while teammate **Shereef Mitchell** is second by having played in four such triumphs.

Kalkbrenner also has played in a program-record five career BIG EAST Tournament triumphs.

Let's Go On A Run

Creighton has won at least one NCAA Tournament game in 2021, 2022 and 2023.

That makes CU one of six teams in the country to have a win in each of the last three NCAA Tournaments, joining Arkansas, Baylor, Gonzaga, Houston and UCLA.

The only other time that Creighton has won an NCAA Tournament game in consecutive seasons came in 2012, 2013 and 2014, also under **Greg McDermott**.

23 of 25 Seasons With 20 Wins

Creighton has won 20 or more games in 23 of the last 25 seasons (including 2022-23), a feat that puts the Jays among an exclusive group, nationally.

Just two schools have had 20 or more wins each of the last 25 years: Gonzaga and Kansas. Duke has done it 24 times, Creighton and Kentucky 23 times.

Most 20-Win Seasons, Last 25 Seasons

Team	20-Win Seasons	2021-22 W-L	2022-23 W-L
Gonzaga	24	28-4	30-5
Kansas	24	34-6	28-8
Duke	23	32-7	27-9
Creighton	22	23-12	23-12
Kentucky	22	26-8	22-12

20 Wins, Again

Creighton has 23 wins in 2022-23, securing an eighth straight 20-win season.

Creighton is one of six schools with 20 or more wins in each of the last eight seasons, joining Belmont, Gonzaga, Houston, Kansas and Oregon.

Can't Stop Scheierman

Baylor Scheierman has made a three-point basket in all 35 games he's played this season, stretching his streak dating to last year to 45 in a row if you include the end of his time at South Dakota State.

Scheierman's streak is the longest streak in Creighton history, two more than **Ty-Shon Alexander's** 33.

Also listed is the nation's longest active streaks of games with a three-pointer, per the FOX Sports research team.

Consecutive Games With A 3-Pointer, Creighton History

Streak	Name	Dates of Streak
35	Baylor Scheierman	Nov. 7, 2022 - Present
33	Ty-Shon Alexander	Feb. 27, 2018-March 6, 2019
31	Booker Woodfox	Nov. 25, 2008-March 23, 2009
28	Kyle Korver	Feb. 4, 2001-Feb. 6, 2002
27	Kyle Korver	Feb. 13, 2002-Jan. 20, 2003

Consecutive Games With A 3-Pointer		
Nation's Longest Active Streaks (through 3/21/23)		
Streak	Name, School	Next Game
65	Kamdyn Curfman, Marshall	Season Over
64	Jordan "Jelly" Walker, UAB	3/22
47	Santiago Vescovi, Tennessee	3/23
46	Taijon Jones, UNC Asheville	Season Over
45	Baylor Scheierman, Creighton	3/24

Checking The Leaderboard

Creighton has made 308 three-pointers this season, the seventh all-time season of 300 or more trifectas, but still a long way from the school-record 372 treys in 2018-19. CU had not made 300 there-pointers in any season since the 2019-20 squad finished with 302.

Creighton owns 146 blocked shots this season, which ranks sixth-most in program history. Since the turn of the century, only CU's 2021-22 team (149) and 2002-03 team (153) have had more. The other three teams with more all featured **Benoit Benjamin** in the early 1980s.

Creighton improved to 5-4 in neutral site games on Sunday. Friday will be CU's school-record 10th neutral site contest this season, eclipsing a school-record set last year.

Five Weapons

All five Creighton starters are averaging at least 11.8 points per game, and each of them have scored more than 400 points, as well. Per research from FOX Sports, only six teams since 2009-10 have finished a season with five players averaging 12.0 or more.

Last season marked the first time since 1964-65 that Creighton had five men average in double-figures for an entire season.

Creighton has won 31 of its last 33 games when five or more players score in double-figures, losing only at No. 12 Xavier on Jan. 11, 2023 and at No. 24 Providence on Feb. 14, 2023.

Five Players Averaging 12.0+ PPG		
Since 2009-10 (minimum 75 pct of team games)		
Season	Team/Players	Final Record
2020-21	Richmond	14-9, 0-1 NIT
Francis (16.1), Golden (12.7), Gilyard (12.3), Cayo (12.2), Burton (12.0)		
2017-18	Kansas	31-8, 4-1 NCAA
Graham (17.3), Mykhailiuk (14.6), Newman (14.2), Azubuike (13.0), Vick (12.1)		
2017-18	William & Mary	19-12, Missed Postseason
Knight (18.5), Pierce (14.7), Cohn (14.2), Milon (13.0), Burchfield (12.6)		
2016-17	UCLA	31-5, 2-1 NCAA
Leaf (16.3), Alford (15.5), Ball (14.6), Hamilton (14.1), Holiday (12.3)		
2015-16	North Florida	22-12, 0-1 NIT
Moore (19.8), Beech (15.4), Daniels (12.3), Davenport (12.3), Mackey (12.0)		
2012-13	North Carolina State	24-11, 0-1 NCAA
Leslie (15.1), Howell (12.7), Wood (12.6), Brown (12.4), Warren (12.1)		

Just Schei(erman) of a Triple-Double

Baylor Scheierman had 12 points, 12 rebounds and a season-high nine assists in a March 9th BIG EAST Tournament quarterfinal win vs. Villanova, falling just one assist of Creighton's first point/rebound/assist triple-double in program history.

The only Bluejay to ever produce a triple-double is **Benoit Benjamin**, who did it three times but did it in points/rebounds/blocks.

Scheierman's 13 double-doubles this season are the most by any Creighton player since **Bob Harstad** in 1988-89.

Best BIG EAST Years

Creighton's 14 league wins tied the program record for most conference wins in any of its 10 seasons in the BIG EAST.

Three of CU's five teams to win 12 or more BIG EAST games reached the BIG EAST Tournament final, with the prematurely cancelled 2019-20 campaign being another.

Creighton's Most BIG EAST Wins, Season		
W-L	Year	BIG EAST Tourney
14-4	2013-14	Lost in Final
14-6	2020-21	Lost in Final
14-6	2022-23	Lost in Semifinal
13-5	2019-20	Tourney Cancelled
12-7	2021-22	Lost in Final

Taking Advantage At The Stripe

Creighton has made 69-of-75 free throws in BIG EAST and NCAA Tournament play (92.0 percent) and is now shooting 78.0 percent on the season at the stripe.

Creighton's records for free throw percentage go back to 1951-52, and CU has never had a team finish better than the 75.9 percent that the 2012-13 squad converted.

Creighton tied an NCAA single-game record by making 22-of-22 foul shots vs. Baylor on March 19th. It's also a single-game Creighton record for most attempts without a miss, six more than the previous program record set earlier in the year.

All-BIG EAST Trio

For the first time since joining the BIG EAST 10 years ago, Creighton had three men named All-Conference.

Junior center **Ryan Kalkbrenner** was named All-BIG EAST First Team while senior guard **Baylor Scheierman** and sophomore guard **Trey Alexander** earned Honorable Mention accolades.

Kalkbrenner is just the fifth Bluejay in program history to earn First Team All-BIG EAST accolades, joining **Doug McDermott** (2013-14), **Marcus Foster** (2016-17 and 2017-18), **Ty-Shon Alexander** (2019-20) and **Marcus Zegarowski** (2020-21).

Kalkbrenner Repeats As Top Defender

Creighton center **Ryan Kalkbrenner** was named 2023 BIG EAST Defensive Player of the Year for the second straight season.

Kalkbrenner is just the 11th player in league history to win the recognition more than once, joining the likes of **Patrick Ewing**, **Alonzo Mourning**, **Dikembe Mutombo**, **Kris Dunn** and **Allen Iverson** among those to win the award multiple times, and is the first repeat winner since former Bluejay guard **Khyri Thomas** in 2017 and 2018.

Between Kalkbrenner and Thomas, Creighton has now had a BIG EAST Defensive Player of the Year in four of the past seven seasons.

Most BIG EAST Defensive Player of the Year Honors

Honors	Name, School	Years (*ties)
4	Patrick Ewing, Georgetown	1982, 83, 84, 85
3	Alonzo Mourning, Georgetown	1989, 90*, 92
2	Dikembe Mutombo, Georgetown	1990, 91
2	Allen Iverson, Georgetown	1995, 96
2	Etan Thomas, Syracuse	1999, 00
2	John Linehan, Providence	2001, 02
2	Emeka Okafor, Connecticut	2003, 04
2	Hasheem Thabeet, Connecticut	2008, 09
2	Kris Dunn, Providence	2015*, 16
2	Khyri Thomas, Creighton	2017*, 18
2	Ryan Kalkbrenner, Creighton	2022, 23

20-20-20 Vision

Trey Alexander (21), **Ryan Nembhard** (20) and **Ryan Kalkbrenner** (20) each had 20 or more points in Creighton's March 4th win at DePaul in the regular-season finale.

It's the first time the Jays have had three men with 20 or more points since defeating No. 9 Arkansas on Nov. 22 at the Maui Jim Maui Invitational.

Prior to November's occurrence, it hadn't happened since March of 2011 when the Bluejays did it vs. Davidson.

Living Up To His Name

Trey Alexander had a career-high seven three-pointers in Creighton's Christmas Day win over DePaul, then made 7-of-10 from behind the arc on March 1 in a win over Georgetown.

Alexander is the fourth player in Creighton history with multiple games of seven or more three-pointers made in a career, joining **Mitch Ballock** (4x), **Kyle Korver** (4x) and **Ethan Wragge** (2x).

All The Three's

Creighton made 19 three-pointers on March 1 vs. Georgetown, tied for fourth-most in a game in program history and its second-best effort ever in a conference game.

Here's a list of Creighton's all-time games with 17 or more treys.

Most 3FG in a Game, Creighton History				
Rank	3FG	Opponent	Date	Score
1.	22	Coe	12/20/2018	W 110-60
2.	21	at #4 Villanova	01/20/2014	W 96-68
3.	20	Chattanooga	02/19/2005	W 100-69
4.	19	USC Upstate	12/20/2017	W 116-62
	19	Georgetown	03/01/2023	W 99-59
6.	17	#21 Marquette	01/09/2019	L 104-106 (OT)
	17	Georgetown	03/04/2020	W 91-76
	17	at Seton Hall	01/27/2021	W 85-81

Big Time Performance

Creighton's 99-59 win over Georgetown on March 1st was its second-largest ever in BIG EAST play, one shy of a near-identical 100-59 triumph vs. St. John's that was also on a Senior Day.

As for Georgetown, it was the Hoyas largest loss since falling 88-44 on Dec. 27, 1971 at Marquette.

CU's Largest Margin of Victory in BIG EAST Play			
Margin	Opponent	Final Score	Date
41	St. John's	100-59	02/28/16
40	Georgetown	99-59	03/01/23
36	Seton Hall	89-53	01/06/21
35	at DePaul	93-58	02/11/17
29	DePaul	93-64	02/15/20

League (Arena) Bound

Creighton has played 52 games in a full-time NBA arena since **Greg McDermott** was hired in 2010.

In that time, Creighton is 26-26 in such games, including a 4-4 mark in the NCAA Tournament and a 10-9 record in the BIG EAST Tournament.

Creighton has played in nine different NBA arenas under McDermott, including Madison Square Garden (10-11), Fiserv Forum (4-1), Verizon Center/Capital One Arena (4-5), Wells Fargo Center (3-3), Ball Arena (2-0), Bradley Center (2-3), AT&T Center (1-1), Golden 1 Center (0-1) and Spectrum Center (0-1).

Creighton in NBA Arenas Since 2010

Date	Score	NBA Arena
03/22/13	CU 67, Cincinnati 63	Wells Fargo Center#
03/24/13	Duke 66, CU 50	Wells Fargo Center#
01/20/14	CU 96, Villanova 68	Wells Fargo Center
02/09/14	St. John's 70, CU 65	Madison Square Garden
02/19/14	CU 85, Marquette 70	Bradley Center
03/04/14	Georgetown 75, CU 63	Verizon Center
03/13/14	CU 84, DePaul 62	Madison Square Garden\$
03/14/14	CU 86, Xavier 78	Madison Square Garden\$
03/15/14	Providence 65, CU 58	Madison Square Garden\$
03/21/14	CU 76, Louisiana 66	AT&T Center#
03/23/14	Baylor 85, CU 55	AT&T Center#
01/03/15	Georgetown 76, CU 61	Verizon Center
01/14/15	Marquette 53, CU 52	Bradley Center
02/07/15	St. John's 84, CU 66	Madison Square Garden
03/11/15	CU 78, DePaul 63	Madison Square Garden\$
03/12/15	Georgetown 60, CU 55	Madison Square Garden\$
01/26/16	Georgetown 74, CU 73	Verizon Center
02/13/16	CU 65, Marquette 62	Bradley Center
03/10/16	Seton Hall 81, CU 73	Madison Square Garden\$
01/25/17	Georgetown 71, CU 51	Verizon Center
03/04/17	Marquette 91, CU 83	Bradley Center
03/09/17	CU 70, Providence 58	Madison Square Garden\$
03/10/17	CU 75, Xavier 72	Madison Square Garden\$
03/11/17	Villanova 74, CU 60	Madison Square Garden\$
03/17/17	Rhode Island 84, CU 72	Golden 1 Center#
01/06/18	CU 90, Georgetown 66	Capital One Arena
02/01/18	Villanova 98, CU 78	Wells Fargo Center
03/03/18	Marquette 85, CU 81	Bradley Center
03/08/18	Providence 72, CU 68	Madison Square Garden\$
03/16/18	Kansas State 69, CU 59	Spectrum Center#
01/21/19	CU 91, Georgetown 87	Capital One Arena
03/03/19	CU 66, Marquette 60	Fiserv Forum
03/14/19	Xavier 63, CU 61	Madison Square Garden\$
01/15/20	Georgetown 83, CU 80	Capital One Arena
02/01/20	CU 76, Villanova 61	Wells Fargo Center
02/18/20	CU 73, Marquette 65	Fiserv Forum
02/06/21	CU 71, Marquette 68	Fiserv Forum
03/11/21	CU 87, Butler 56	Madison Square Garden\$
03/12/21	CU 59, UConn 56	Madison Square Garden\$
03/13/21	Georgetown 73, CU 48	Madison Square Garden\$
01/01/22	CU 75, Marquette 69 (2OT)	Fiserv Forum
02/12/22	CU 80, Georgetown 66	Capital One Arena
03/10/22	CU 74, Marquette 63	Madison Square Garden\$
03/11/22	CU 85, Providence 58	Madison Square Garden\$
03/12/22	Villanova 54, CU 48	Madison Square Garden\$
12/16/22	Marquette 69, CU 58	Fiserv Forum
02/01/23	CU 63, Georgetown 53	Capital One Arena
02/25/23	Villanova 72, CU 60	Wells Fargo Center
03/09/23	CU 87, Villanova 74	Madison Square Garden
03/10/23	Xavier 82, CU 60	Madison Square Garden
03/17/23	CU 72, NC State 63	Ball Arena
03/19/23	CU 85, Baylor 76	Ball Arena

NCAA Tournament

\$ BIG EAST Tournament

Scheierman Surpasses 1,500 Points

Baylor Scheierman surpassed 1,500 career points on March 1st when the senior guard had 13 points to give him 1,503 in four years as a collegian. He now owns 1,553 points. The first 1,114 of those points came at South Dakota State, while he has scored 439 points as a Bluejays.

Scheierman averages 12.5 points per game this season. His season-high is 25 points, while his career-high is 28 points.

Scheierman also owns 434 career assists, includ-

ing 114 this season. He's dished at least one helper in all but two games this season, and each of the last 27 contests in a row.

What A Run!

Since UConn rejoined the BIG EAST three seasons ago, Creighton leads all BIG EAST teams in league wins and in overall wins.

BIG EAST Standings (2020-21 to 3/22/23)

Team	BIG EAST only		All Games	
	W	L	W	L
Creighton	40	19	68	33
Villanova	37	18	65	32
Connecticut	37	19	65	26
Providence	36	20	61	31
Marquette	36	22	61	34
Seton Hall	31	27	52	39
Xavier	29	23	63	30
St. John's	25	33	51	41
Butler	20	40	38	52
DePaul	11	44	30	53
Georgetown	9	46	26	63

Ready, Set, Go!

When Creighton faced Georgetown on March 1st, the Bluejays scored the first 19 points of the game, led 51-24 at the break, and won 99-59.

Since **Greg McDermott** was hired in 2010, it's the 11th time that Creighton has opened a game by scoring the first 10 points (or more).

On the other hand, CU has allowed the first 10 points of the game just three times under McDermott.

Best Game Starting Runs Under Greg McDermott

Run	School	Final Score	Date
19-0	Georgetown	CU 99-59	3/1/23
13-0	Maryland-Eastern Shore	CU 87-36	12/15/17
11-0	North Carolina A&T	CU 97-65	11/11/11
11-0	Drake	CU 76-69	01/03/12
11-0	at DePaul	CU 91-80	01/17/16
11-0	St. John's	CU 82-68	02/28/17
10-0	Houston Christian	CU 97-62	12/17/11
10-0	UCF	CU 82-64	03/23/11
10-0	Chicago State	CU 84-66	11/16/14
10-0	at Providence	CU 78-64	01/07/17
10-0	Nebraska	CU 95-76	12/07/19

Worst Game Starting Runs Under Greg McDermott

Run	School	Final Score	Date
15-0	at Villanova	VU 71-50	01/25/15
12-0	Xavier	CU 95-89	01/12/14
11-0	at Seton Hall	SHU 74-55	02/04/22

Well-Rounded Scheierman

Baylor Scheierman has 288 rebounds, 114 assists and 82 three-pointers made this season.

Per [Basketball-Reference.com](https://www.basketball-reference.com), he's one of two players in the last 30 seasons to have a season of 270 rebounds, 100 assists and 75 three-pointers, and the only man to do it twice (Scheierman also did it in 2021-22 at South Dakota State).

270 Reb., 100 Ast., 75 3FG In A Season, Since 1992-93

NAME, SCHOOLS	YEAR	REB	AST	3FG
Baylor Scheierman, SDSU	2021-22	274	158	83
Brandin Podziemski, Santa Clara	2022-23	280	117	81
Baylor Scheierman, Creighton	2022-23	288	114	82

Kalkbrenner Surpasses 1,000 Points

Ryan Kalkbrenner owns 1,128 career points, as he became the 45th men's player in Creighton history to surpass 1,000 on Feb. 25 at Villanova. He was the first Bluejays to score 1,000 since **Marcus Zegarowski** did it on Jan. 20, 2021 vs. Providence.

He currently ranks 34th in program history, but is poised to pass **Khyri Thomas** (1,140) on Friday.

Here's a list of Creighton's top scorers ever, as well as how long it took CU's last 21 men to reach 1,000 points.

Most Career Points, Creighton History			
Rank	Pts.	Name	Years
1.	3,150	Doug McDermott	2010-14
2.	2,116	Rodney Buford	1995-99
3.	2,110	Bob Harstad	1987-91
4.	1,983	Chad Gallagher	1987-91
5.	1,876	Bob Portman	1966-69
6.	1,801	Kyle Korver	1999-03
7.	1,754	Nate Funk	2002-07
8.	1,682	Rick Apke	1974-78
9.	1,661	Paul Silas	1961-64
10.	1,654	Vernon Moore	1981-85
11.	1,575	Benoit Benjamin	1982-85
12.	1,526	John C. Johnson	1975-79
13.	1,500	Kevin McKenna	1977-81
14.	1,437	Eddie Cole	1951-55
15.	1,369	Gene Harmon	1971-74
16.	1,361	Duan Cole	1987-92
17.	1,342	Antoine Young	2008-12
18.	1,313	Kenny Lawson Jr.	2006-11
19.	1,309	Ryan Sears	1997-01
20.	1,304	Mitch Ballock	2017-21
21.	1,303	Elton Tuttle	1951-54
22.	1,293	Marcus Zegarowski	2018-21
23.	1,292	Marcus Foster	2016-18
24.	1,272	Bob Gibson	1954-57
25.	1,267	Wally Anderzunas	1965-67, 1968-69
26.	1,254	Gary Swain	1983-87
27.	1,241	Ty-Shon Alexander	2017-20
28.	1,238	Ben Walker	1997-01
29.	1,196	Ray Yost	1951-54
30.	1,172	Dick Harvey	1956-59
31.	1,155	Ethan Wragge	2009-14
32.	1,152	Dane Watts	2004-08
33.	1,140	Khyri Thomas	2015-18
34.	1,128	Ryan Kalkbrenner	2020-Pres.
35.	1,116	Kenny Evans	1982-87

Games To 1,000 Points, Last 21 Bluejays

Name	CU Games to 1,000 pts.	Date
Ryan Kalkbrenner	91	02/25/23
Marcus Zegarowski	75	01/20/21
Mitch Ballock	100	11/29/20
Ty-Shon Alexander	85	01/15/20
Khyri Thomas	94	02/10/18
Marcus Foster	54	01/17/18
Austin Chatman	138	03/11/15
Ethan Wragge	132	01/18/14
Gregory Echenique	101	03/24/13
Doug McDermott	57	01/15/12
Antoine Young	115	12/10/11
Kenny Lawson Jr.	108	11/21/10
P'Allen Stinnett	86	01/16/10
Dane Watts	115	01/22/08
Anthony Tolliver	124	03/16/07
Johnny Mathies	91	03/03/06
Nate Funk	92	02/28/05
Kyle Korver	81	01/30/02
Ben Walker	105	01/06/01
Ryan Sears	97	12/01/00
Rodney Buford	59	03/01/97

Rejected!

Ryan Kalkbrenner's streak of 25 straight games with a block was snapped in the regular-season finale at DePaul.

Last season Kalkbrenner had a block in 26 straight games from Nov. 16 - Feb. 26th, making him the first Bluejays with a swat in 20 straight games or longer since **Benoit Benjamin** began a streak of 28 consecutive contests with a rejection on Dec. 14, 1984, a streak that only ended when Big Ben left early for the NBA Draft.

Kalkbrenner Invites You To His Block Party

Ryan Kalkbrenner tied his career-high with six blocked shots on Jan. 3 vs. Seton Hall, giving him exactly 150 swats as a Bluejays.

In 38 regular-season conference games played since the start of last season, Kalkbrenner owns 99 blocked shots compared to just 69 fouls.

Kalkbrenner ranks second in program history in blocked shots with 196, passing **Chad Gallagher** for sole possession of second place on Feb. 21 vs. No. 10 Marquette.

Most Creighton Blocked Shots, Since 1979-80

Blk.	Name	Years
411	Benoit Benjamin	1982-85
196	Ryan Kalkbrenner	2020-Pres.
183	Chad Gallagher	1987-91
174	Gregory Echenique	2010-13
153	Kenny Lawson Jr.	2006-11

The Man In The Middle

Ryan Kalkbrenner owns a BIG EAST-high 69 blocks this season.

He's still one of four men in the mix for Naismith Defensive Player of the Year and one of five up for the **Kareem Abdul-Jabbar** Award given to the nation's best center.

Field of 68 has already tabbed Kalkbrenner its National Defensive Player of the Year.

He was named one of 25 finalists for the **Lefty Driesell** Award, which is given to the nation's best defensive player.

Among The Best...EVER!

Ryan Kalkbrenner has made 455 of 678 career shots, putting him at 67.1 percent overall. That places the junior center fifth in field goal percentage in NCAA history among players to make 400 or more field goals and at least four field goals per game.

Best Career FG%, NCAA History (min. 400 FG, 4FG/game)		
Pct. (FG-FGA)	Name, School	Years
.746 (469-629)	Udoka Azubuike, Kansas	2016-20
.740 (497-672)	Tacko Fall, UCF	2015-19
.678 (828-1222)	Steve Johnson, Oregon State	1976-81
.677 (441-651)	Michael Bradley, Kentucky/Villanova	1998-01
.671 (455-678)	Ryan Kalkbrenner, Creighton	2020-Pres.
.668 (566-847)	Murray Brown, Florida State	1976-80
.667 (740-1109)	Evan Bradds, Belmont	2013-17
.665 (411-618)	Lee Campbell, MTSU, Missouri State	1987-90
.664 (496-747)	Warren Kidd, Middle Tennessee State	1990-93
.664 (702-1058)	Todd MacCulloch, Washington	1995-99
.662 (476-719)	Joe Senser, West Chester	1975-79

Ryan BucketGetter

Ryan Kalkbrenner ranks first in the country in field goal percentage (.706) this season. That figure also ranks third-best in NCAA history among juniors, and 11th-best ever in a single-season by any player regardless of year of eligibility.

Best Season FG%, NCAA History (min. 5 FG/game)		
Pct. (FG-FGA)	Name, School	Years
.800 (184-230)	Devontae Cacock, UNCW	2016-17
.770 (211-274)	Udoka Azubuike, Kansas	2017-18
.748 (181-242)	Udoka Azubuike, Kansas	2019-20
.746 (235-315)	Steve Johnson, Oregon State	1980-81
.722 (179-248)	Dwayne Davis, Florida	1988-89
.7143 (210-294)	Evan Bradds, Belmont	2015-16*
.7130 (154-216)	Keith Walker, Utica	1984-85
.710 (211-297)	Steve Johnson, Oregon State	1979-80*
.7075 (150-212)	Adam Mark, Belmont	2001-02
.7074 (133-188)	Asbjorn Midtgaard, Grand Canyon	2020-21
.7063 (202-288)	Ryan Kalkbrenner, Creighton	2022-23*
.7036 (254-361)	Oliver Miller, Arkansas	1990-91*
.7026 (163-232)	Alan Williams, Princeton	1986-87
.7024 (144-205)	Josh Roberts, Manhattan	2022-23
.7021 (231-329)	Mark McNamara, California	1981-82
.700 (173-247)	Warren Kidd, Middle Tennessee	1990-91

*Junior

The Kalkbrenner Difference

Here's a look at the difference with and without **Ryan Kalkbrenner** this season.

Stat	Kalkbrenner Plays	Kalkbrenner Out
Team W-L	23-9	0-3
Team FG%	.473	.403
Team 3FG%	.360	.338
Team FG/Game	27.8	27.0
Rebound Margin	+4.8	-8.6
Off. Rebounds/Game	8.6	5.7
CU Points/Game	77.4	69.7
Opp. Points/Game	67.9	75.0
Scoring Margin	+9.5	-5.3
Turnovers/Game	11.5	13.0
Opp. FG%	.420	.440

Deep Dive Into The Rankings

The Creighton men's basketball team was ranked ninth in the *Associated Press* Preseason Top 25 poll, its highest preseason AP ranking ever.

The Oct. 17th announcement marked just the fifth time in program history the writers have voted CU to the top-25 in the preseason, joining 2006-07 (No. 19), 2012-13 (No. 16) and 2016-17 (No. 22) and 2020-21 (No. 11). All five of those Bluejay teams (including 2022-23) would end up in the NCAA Tournament.

Creighton was 10th in the AP poll released on Nov. 14th and Nov. 21 and was seventh on Nov. 28th. The team fell to No. 21 on Dec. 5th. After a two-month absence, Creighton returned to the Top 25 on Feb. 6th when it was tabbed 23rd and has since been 18th (Feb. 13) and 19th (Feb. 20) and 24th (March 6).

The Nov. 28 week was the 21st time in program history that Creighton has been in the top-10 at any point, with all but one of those weeks happening under head coach **Greg McDermott**. Creighton's best ranking in program history is seventh, done five times (Jan. 16, 2017, March 10, 2020, March 18, 2020, Jan. 7, 2021 and Nov. 28, 2022).

Creighton has been ranked 122 times in program history, with 94 of those weeks under the direction of McDermott. Creighton is 152-63 all-time as a ranked team, including a 118-51 mark under McDermott. Creighton has been ranked at least one week in nine of McDermott's 13 seasons on The Hilltop after doing it just five different seasons in program history before his 2010 arrival.

Creighton was also ninth in the preseason *USA Today* Coaches poll, its best preseason mark ever in the Coaches poll. The Jays remained ninth in the Nov. 14 Coaches poll and climbed to eighth in the Nov. 21 Coaches poll and were seventh on Nov. 28. CU was 21st on Dec. 5th. This week, the Jays are 22nd in the *USA Today* poll.

The program's best slotting ever in the Coaches poll is fifth, done on Jan. 4, 2021.

Another Top 25 Foe Bites The Dust

Through March 19th, Creighton's 13 games played against top-25 teams are tied for sixth-most nationally and lead the country among non-Big 12 schools.

Most Top-25 Games Played This Season

Games	School
15	Texas
14	Kansas
14	Iowa State
14	TCU
14	Oklahoma
13	Creighton
13	Oklahoma State
13	Texas Tech

Creighton's six top-25 victories this year are tied for seventh-most nationally.

Most Top-25 Wins This Season

Wins	School
9	Texas
9	Iowa State
7	Kansas
7	Kansas State
7	Marquette
7	Alabama
6	Creighton
6	TCU
6	Xavier
6	Missouri
6	Tennessee
6	Arizona

And when it comes to ranked teams, keep in mind that Creighton also played both Arizona State and Marquette before both teams moved into the top-25 later in the season after facing the Bluejays.

Creighton's Most Top-25 Wins, Season

Wins	Season	Top-25 Victims
6	2019-20	#8 Villanova, #10 Seton Hall, #12 Texas Tech, #19 Marquette, #21 Butler, #8 Seton Hall
6	2022-23	#9 Arkansas, #11 Baylor, #13 Xavier, #19 Providence, #21 Texas Tech, #21 Connecticut
5	2021-22	#9 Villanova, #11 Providence, #17 UConn, #18 UConn, #24 BYU
4	2016-17	#9 Wisconsin, #12 Butler, #16 Butler, #22 Xavier
4	2017-18	#3 Villanova, #19 Seton Hall, #20 Northwestern, #23 UCLA
3	2020-21	#5 Villanova, #22 Xavier, #23 UConn
2	1973-74	#6 Marquette, #16 Louisville
2	2001-02	#15 Florida, #17 Western Kentucky
2	2006-07	#11 Southern Illinois, #24 Xavier
2	2013-14	#4 Villanova, #6 Villanova
2	2015-16	#5 Xavier, #18 Butler
2	2018-19	#10 Marquette, #16 Clemson

Most Games vs. Top 25 Teams, Season

Games	Season	Coach
13 (6-7)	2022-23	Greg McDermott
12 (5-7)	2021-22	Greg McDermott
10 (4-6)	2017-18	Greg McDermott
8 (1-7)	2014-15	Greg McDermott
8 (2-6)	2015-16	Greg McDermott
8 (6-2)	2019-20	Greg McDermott

Most Top 25 Wins Since Start of 2021-22 Season

Record	Team
15-11	Kansas
14-12	Iowa State
13-8	Marquette
13-8	Tennessee
12-8	Alabama
12-15	Texas
11-14	Creighton
11-4	Arizona
11-13	Villanova
11-15	TCU

Spin Zone

Before you bemoan the fact that Creighton's reserve corps ranks 344th in the country with 11.06 bench points per game, keep in mind that the Bluejays rank 10th in the nation with 65.64 points per game by its starters.

Creighton owns 387 bench points in 35 games this season, which exceeds last year's total of 331 in 35 contests.

A Dozen Will Do

Creighton finished 14-6 in the BIG EAST this season and is the only school in the BIG EAST with 12 or more league wins each of the last four seasons.

Among the other BIG EAST or "Power 5" Conference schools, Kansas, UCLA and Virginia also joined Creighton in doing it a fourth straight season.

Creighton has now owned a .500 mark or better in league play 27 times in the last 28 seasons.

The only BIG EAST teams to finish .500 or better in league play the last six seasons are Creighton, Villanova and Seton Hall.

Winning With Defense

Long revered for its offensive prowess, Creighton has turned into one of the nation's best defensive teams in recent seasons.

This year's team ranks 13th in KenPom's defensive efficiency ratings after being 19th a year ago.

In the final five minutes BIG EAST play this season, Bluejay opponents shot 35.9 percent from the floor (56-156), 20.0 percent from downtown (11-55) and have made just 56 free throws.

In league games only, Creighton led the BIG EAST in points per game allowed (67.2) and field goal percentage defense (.409).

Sold Out in Omaha

February 21st marked Creighton's fourth straight home sellout, the first time it has met or exceeded CHI Health Center Omaha's 17,352 capacity that many times in a row since the final six home games in 2019-20 when the Jays captured their first BIG EAST regular-season title.

It's also the first time Creighton's had four straight home crowds over 18,000 since a stretch of five straight games when it did it during the final four home games of 2013-14 and the home opener in 2014-15.

Creighton sold out six home games this season (Nebraska, Providence, Xavier, Villanova, UConn, Marquette) and played in front of 17 sellouts overall (also vs. Texas Tech, Arkansas and Arizona in Maui, vs. Villanova and Xavier in New York City, vs. NC State and Baylor in Denver, as well as road games at UConn, Xavier, Providence and St. John's).

Creighton ranks sixth nationally this season with 17,163 fans per home game, while Princeton has played in two games all year with more than 4,600 fans, and none over 16,806 that witnessed its win last Saturday over Missouri in Sacramento.

2022-23 NCAA Home Attendance Per Game Leaders Through 3/19/23

Rank	School	Average
1.	North Carolina	19,890
2.	Kentucky	19,873
3.	Syracuse	19,102
4.	Arkansas	19,051
5.	Tennessee	18,781
6.	Creighton	17,163
7.	Kansas	16,300
8.	Indiana	16,101
9.	Illinois	15,091
10.	Purdue	14,876

Some Loyal Fans

Creighton's average home crowd of 17,163 this year ranked fourth-most in program history.

Creighton had never attracted more than 141,000 home fans in any season prior to the opening of CHI Health Center Omaha, and now has done it each of the last 19 non-COVID seasons.

Creighton has led its conference in average home attendance every year (except the 2020-21 COVID season) since moving into CHI Health Center Omaha, which is in its 20th season.

Highest Average Attendance, Creighton History

Avg. Att.	School	Year
17,896	Creighton	2013-14
17,413	Creighton	2016-17
17,314	Creighton	2019-20
17,163	Creighton	2022-23
17,155	Creighton	2012-13
17,048	Creighton	2014-15
17,000	Creighton	2017-18

McDermott Among The Best

A Nov. 10th article on CBSSports.com ranked the nation's best Top 25 And 1 coaches, with Creighton's **Greg McDermott** making that list.

McDermott and Providence/Georgetown's **Ed Cooley** were the lone BIG EAST coaches named to the list.

McDermott and Cooley both rank in the top-13 in league history for BIG EAST victories and are the only two active coaches with 100 regular-season BIG EAST wins. The list contains six different coaches who have won at least one national title.

McDermott has been at his current job (13 seasons) longer than any active BIG EAST coach, but since his first three years were as a member of the Missouri Valley Conference, Cooley's 12 years in the BIG EAST lead all active league coaches.

McDermott needed to coach in 173 BIG EAST regular-season games to earn his 100th conference win, 10th-fastest in league history.

Most League Wins, BIG EAST MBB Coaches

Rk.	Wins	Name, School
1.	366	Jim Boeheim, Syracuse
2.	274	Jim Calhoun, UConn
3.	244	Jay Wright, Villanova
4.	198	John Thompson Sr., Georgetown
5.	136	Mike Brey, Notre Dame
6.	131	John Thompson III, Georgetown
7.	127	Lou Carnesecca, St. John's
8.	119	Ed Cooley, Providence/G'Town
9.	115	Jamie Dixon, Pittsburgh
10.	111	Rick Pitino, Providence/Louisville
11.	110	Rollie Massimino, Villanova
12.	109	Greg McDermott, Creighton
13.	105	Kevin Willard, Seton Hall

Fewest BIG EAST Games To 100 MBB League Wins

Rk.	Wins	Name, School
1.	136	John Thompson Sr., Georgetown
2.	145	Jamie Dixon, Pittsburgh
3.	152	Lou Carnesecca, St. John's
4.	154	Jim Boeheim, Syracuse
5.	156	Rick Pitino, Providence/Louisville
6.	157	John Thompson III, Georgetown
7.	168	Jim Calhoun, UConn
8.	169	Mike Brey, Notre Dame
9.	172	Jay Wright, Villanova
10.	173	Greg McDermott, Creighton
11.	174	Rollie Massimino, Villanova
12.	190	Ed Cooley, Providence
13.	211	Kevin Willard, Seton Hall

It's Been A While

Creighton was ranked ninth in the preseason *Associated Press* poll and vaulted to seventh after a 6-0 start and trip to the Maui Jim Maui Invitational title game.

However, six straight losses from Nov. 23-Dec. 16 saw the Bluejays tumble not just out of the top 25, but to the point where it went back-to-back weeks (Dec. 19 & Dec. 26) where it didn't receive a single vote for the Top 25.

But a 12-3 stretch over 15 games from Dec. 22 - Feb. 19 saw CU return to the rankings for three weeks before dropping out on Feb. 27th. The Jays returned again on March 6th, coming in at No. 24.

Per research from FOX Sports, the Bluejays are the first team in the last 14 seasons (since 2009-10) to be ranked at any time in a season after suffering through a six-game losing streak.

Among The Best

Since the league's 2013 realignment, Villanova has 140 league wins to lead the BIG EAST by a wide margin, but Creighton's 109 league victories are second-most.

Most Men's Basketball BIG EAST Wins (2013-14 to 2022-23)

Team	W	L	Pct.
Villanova	140	41	.773
Creighton	109	76	.589
Providence	106	76	.582
Xavier	103	75	.579
Seton Hall	97	87	.527
Marquette	96	88	.522
Butler	84	102	.452
St. John's	70	114	.380
Georgetown	60	121	.331
DePaul	39	142	.215
Connecticut	37	19	.661

Pure Charity

Creighton has made 250-of-300 free throw attempts (83.3 percent) during the past 17 games.

For the season, Creighton is shooting 78.0 percent as a team from the charity stripe. That would be the team's best mark in school history.

In all games this season, Creighton is shooting 81.2 percent (134-for-165) in the final five minutes at the line this season, a number that improves to 57-of-62 (91.9 percent) in the past 10 contests.

Creighton made all 16 free throw attempts at St. John's on Feb. 18th, which was believed to be

the most attempts without a miss in program history until the team went 22-for-22 at the stripe vs. Baylor in the NCAA Tournament.

The Bluejays shot a cool 79.9 percent at the line in true road games this season and are also 81.7 percent on neutral floors.

Home Grown Bluejays

The BIG EAST owns 57 transfers spread out amongst its 11 teams, but Creighton owns just two of them (**Francisco Farabello** and **Baylor Scheierman**). Only Villanova (1) has fewer, while Seton Hall owns a league-high 10 transfers.

Transfers On Roster, Current BIG EAST	
10	Seton Hall
9	DePaul
8	Georgetown
7	Providence
5	St. John's
4	Connecticut
4	Xavier
4	Butler
3	Marquette
2	Creighton
1	Villanova

Nembhard Nears Triple-Double

Benoit Benjamin owns all three triple-doubles

in Creighton history, but each were of the point/rebound/block variety and done in the 1980's.

The Bluejays have never had a traditional point/rebound/assist triple-double, though **Ryan Nembhard** flirted with one on Jan. 28th when he had 11 points, 10 rebounds and eight assists vs. Xavier.

Nembhard is the third Bluejay with at least eight points, eight rebounds and eight assists in a game under **Greg McDermott**, joining **Damien Jefferson** (10 points, 10 rebounds, 8 assists at St. John's on 12/17/20) and **Khyri Thomas** (16 points, 8 rebounds, 8 assists vs. DePaul on 2/27/18). On March 9, 2023, **Baylor Scheierman** had 12 points, 12 rebounds and nine assists vs. Villanova.

Double-Digit BIG EAST Wins

Creighton ranked first in BIG EAST play with a +9.0 scoring margin, so it shouldn't be a shock that it also owned the league lead with 11 double-digit conference wins this winter.

Creighton's seven league victories by 15 points or more also topped the conference, and were the most by any league school since Creighton had seven league wins by 15 or more in both 2020-21 and 2019-20. No BIG EAST team has had more

than seven league wins by 15 or more points since Villanova had nine in 2017-18, a year in which it won the national title.

10 Pt. BE Wins	15 Pt. BE Wins	Team
11	7	Creighton
8	5	Connecticut
8	4	Providence
8	4	Marquette
7	2	Xavier
6	5	Seton Hall
5	3	Villanova
3	2	St. John's
1	1	Butler
1	0	DePaul
0	0	Georgetown

Foul Play

Creighton has committed just six personal fouls in two games this season, which contributes to its 13.3 fouls per game that is third-best nationally. That's notable since Creighton is 21-7 when its opponents shoot 19 free throws or less, compared to a 1-6 mark when foes shoot at least 20 times from the charity stripe.

Creighton is one of five teams this year with multiple games of six fouls or fewer (joining Nebraska, Notre Dame, Richmond and South Diego State), and is the first club with back-to-back games of six

Game-by-Game Plus/Minus Chart

The plus/minus figure is a comparison of the Bluejays' points scored (plus) vs. their points allowed (minus) while a specific player is on the floor. For example, if Shereef Mitchell enters the game in the first half with Creighton trailing by three and he departs two minutes later with the Jays ahead by four, he earns a +7 for that stint. These results are tabulated for every player at the conclusion of each game, and also expressed cumulatively. Underlined totals indicate that player led team that night.

Game	Final Score	Green	Shtolzberg	Nembhard	Mitchell	Farabello	Yates	Kalkbrenner	Miller	Osmani	Christofilis	Young	Davis	Alexander	Kaluma	King	Scheierman
ST. THOMAS	W 72-60	INJ	DNP	+15	(-3)	+5	DNP	+12	+4	DNP	DNP	DNP	DNP	<u>±17</u>	(-3)	+2	+11
NORTH DAKOTA	W 96-61	INJ	+2	+21	+15	+19	(-1)	+19	+15	+1	DNP	(-1)	DNP	+22	+20	+17	<u>±26</u>
HOLY CROSS	W 94-65	INJ	+7	+22	+4	+11	+3	<u>±26</u>	+3	+3	DNP	+3	DNP	+11	<u>±26</u>	0	<u>±26</u>
UC RIVERSIDE	W 80-51	DNP	+3	<u>±31</u>	(-2)	0	0	+28	+2	0	DNP	0	DNP	+30	+27	+1	+25
#21 Texas Tech	W 76-65	DNP	(-2)	+17	(-7)	+1	DNP	+12	+4	DNP	DNP	DNP	DNP	+3	+8	(-1)	<u>±20</u>
#9 Arkansas	W 90-87	DNP	DNP	+6	(-3)	(-3)	DNP	+6	(-7)	DNP	DNP	DNP	DNP	+3	<u>±12</u>	(-4)	+5
#14 Arizona	L 79-81	DNP	DNP	<u>±4</u>	0	(-1)	DNP	(-2)	(-3)	DNP	DNP	DNP	DNP	(-5)	+1	0	(-4)
#2 Texas	L 67-72	DNP	DNP	(-1)	(-1)	(-6)	DNP	<u>±2</u>	(-2)	DNP	DNP	DNP	DNP	(-5)	(-3)	(-6)	(-3)
NEBRASKA	L 53-63	DNP	DNP	(-8)	(-2)	(-12)	DNP	(-17)	(-7)	DNP	DNP	DNP	DNP	0	+2	<u>±5</u>	(-11)
BYU	L 80-83	DNP	+4	+1	+3	(-9)	+4	SICK	(-8)	DNP	DNP	DNP	DNP	0	+1	(-16)	+5
Arizona State	L 71-73	DNP	(-1)	(-1)	(-9)	(-9)	DNP	SICK	+2	DNP	DNP	DNP	DNP	+1	(-1)	<u>±10</u>	(-2)
Marquette	L 58-69	DNP	0	(-15)	+1	+5	<u>±11</u>	SICK	(-8)	+5	DNP	DNP	DNP	(-22)	(-4)	(-14)	(-14)
BUTLER	W 78-56	DNP	+2	+12	INJ	+20	+2	+14	+7	+2	DNP	+1	DNP	+8	+15	+6	<u>±21</u>
DEPAUL	W 80-65	DNP	DNP	<u>±21</u>	(-6)	(-5)	DNP	+15	+3	DNP	DNP	DNP	DNP	+14	+14	0	+19
SETON HALL	W 83-61	DNP	(-7)	+26	(-4)	+13	SICK	<u>±31</u>	0	(-8)	DNP	SICK	DNP	+20	+22	(-9)	+26
#4 Connecticut	L 60-69	DNP	DNP	(-8)	(-4)	(-7)	SICK	(-3)	0	DNP	DNP	DNP	DNP	(-4)	(-9)	(-6)	(-4)
#12 Xavier	L 87-90	DNP	DNP	(-6)	+3	(-5)	DNP	+1	+3	DNP	DNP	DNP	DNP	<u>±4</u>	0	(-9)	(-6)
#19 PROVIDENCE	W 73-67	DNP	DNP	(-3)	(-2)	(-11)	DNP	+12	+1	DNP	DNP	DNP	DNP	+9	+6	(-6)	<u>±24</u>
Butler	W 73-52	DNP	(-1)	<u>±23</u>	(-1)	+15	(-1)	+17	+4	(-1)	DNP	+2	DNP	+10	+18	+4	+16
ST. JOHN'S	W 104-76	DNP	+1	+18	+8	+13	+1	+16	+11	+1	DNP	+2	DNP	+19	+15	+12	<u>±23</u>
#13 XAVIER	W 84-67	DNP	(-2)	+19	(-2)	(-1)	INJ	+15	+4	DNP	DNP	DNP	DNP	<u>±21</u>	+13	+2	+16
Georgetown	W 63-53	DNP	DNP	+12	(-3)	(-6)	DNP	+9	(-10)	DNP	DNP	DNP	DNP	+18	<u>±20</u>	+2	+8
VILLANOVA	W 66-61	DNP	DNP	+3	+2	(-6)	DNP	<u>±13</u>	+11	DNP	DNP	DNP	DNP	+5	(-3)	(-8)	+8
Seton Hall	W 75-62	DNP	(-2)	+13	(-1)	SICK	DNP	+16	+1	DNP	DNP	DNP	DNP	<u>±17</u>	+9	(-3)	+15
#21 CONNECTICUT	W 56-53	DNP	DNP	+3	+4	SICK	DNP	0	+1	DNP	DNP	DNP	DNP	+1	+2	+3	+1
#24 Providence	L 86-94 (20T)	DNP	DNP	(-4)	(-5)	DNP	DNP	(-7)	(-5)	DNP	DNP	DNP	DNP	(-11)	(-3)	(-1)	(-4)
St. John's	W 77-67	DNP	DNP	<u>±10</u>	0	+5	DNP	+3	+2	DNP	DNP	DNP	DNP	+9	+8	+6	+2
#10 MARQUETTE	L 71-73	DNP	DNP	(-6)	+2	<u>±6</u>	DNP	+4	(-2)	DNP	DNP	DNP	DNP	0	(-6)	(-6)	(-2)
Villanova	L 67-79	DNP	<u>±5</u>	(-7)	(-5)	(-4)	DNP	(-14)	(-1)	DNP	DNP	DNP	DNP	(-11)	(-11)	+2	(-14)
GEORGETOWN	W 99-59	DNP	(-1)	+30	+4	+6	+7	+26	+12	+7	DNP	+6	DNP	<u>±36</u>	+26	+10	+31
DePaul	W 84-70	DNP	DNP	+16	+1	+4	DNP	+1	(-5)	DNP	DNP	DNP	DNP	+10	<u>±19</u>	+13	+11
Villanova	W 87-74	DNP	DNP	+17	(-4)	+4	DNP	<u>±18</u>	+11	DNP	DNP	DNP	DNP	+6	+2	(-4)	+15
#15 Xavier	L 60-82	DNP	(-2)	(-16)	(-8)	(-21)	0	(-16)	(-6)	0	DNP	0	DNP	(-7)	(-12)	(-6)	(-16)
NC State	W 72-63	DNP	DNP	+8	(-2)	+2	DNP	+10	(-2)	DNP	DNP	DNP	DNP	+11	<u>±13</u>	(-1)	+6
#11 Baylor	W 85-76	DNP	DNP	+10	0	+10	DNP	+5	INJ	DNP	DNP	DNP	DNP	+4	+2	+6	+8
Princeton																	
TOTAL		--	+6	+283	(-27)	+33	+26	+272	+35	+10	--	+13	--	+244	+246	+1	+288

fouls or less since Hofstra on Nov. 22 & 24, 2021 vs. Richmond and Molloy.

Creighton's defense is keyed by 2022 BIG EAST Defensive Player of the Year **Ryan Kalkbrenner**, who leads the league in blocks per game. In the past two seasons, Kalkbrenner has swatted 158 shots in 64 games played while collecting as many as four personal fouls just seven times.

In Creighton's last 15 games, Bluejay opponents have made a total of 51 free throws in the final 10 minutes of the second half (not including over-times).

Giving It 100

Creighton won a 104-76 game vs. St. John's on Jan. 25, bringing up a bevy of numbers related to the century mark.

Creighton improved to 64-3 all-time when scoring 100 or more points, while **Greg McDermott** rose to 22-1 as a Division I head coach when his teams score 100 or more points.

Creighton's 104 points were its second-most ever in regulation in a conference game, trailing only its 115 in a 35-point win vs. Indiana State on Jan. 19, 1985. No BIG EAST team had scored 104 points or more in regulation since 2017.

It was Creighton's first game with 100+ points in regulation since Dec. 20, 2018 vs. Coe and the first time with 100+ points in regulation against a Division I team since Dec. 20, 2017 vs. USC Upstate.

It was Creighton's first game scoring 50 points or more in both halves since Dec. 20, 2018 vs. Coe and first time exceeding 50 points in both halves since posting 58 in each half of a 116-62 rout of USC Upstate on Dec. 20, 2017.

Creighton has not scored 100 points in a true road game since a 106-86 victory at UMKC on Dec. 18, 1989, though it has surpassed the century mark three times on neutral floors since then (most recently 100 on Nov. 20, 2017 vs. No. 22 UCLA).

After never coaching a team to 100 or more points in nine combined seasons at Northern Iowa and Iowa State, Creighton has now scored 100 or more points 23 times under **Greg McDermott**, tied for the 10th-most nationally as seen below:

Most Games With 100+ Points Since 2010-11		
Rk.	100+ Pt. Games	School
1.	47	Gonzaga
2.	36	VMI
3.	35	The Citadel
4.	34	North Carolina
5.	27	Charleston Southern
6.	26	Central Michigan
	26	Fort Wayne
8.	25	Houston Christian
9.	24	Portland State
10.	23	Creighton
	23	Indiana
	23	Winthrop

Give Me 10

Creighton went 13-2 inside CHI Health Center Omaha and has now collected at least 10 home wins for the 26th time in the last 27 seasons.

The only exception in that time came in 2014-15, when the Jays won nine times at home.

Creighton also has surpassed 200,000 total home fans for the season for the 17th time in the last 18 years. The only exception was the 2020-21

season that was impacted by COVID-19, which restricted crowds nationwide.

The Double-Digit Kid

Ryan Nembhard had his first points/rebounds double-double at Butler when he finished with 12 points and a career-high 11 rebounds.

It was the second double-double of his career, as he had 15 points and 10 assists in his Bluejay debut in November of 2021.

It took the sophomore all of 10 days to do it again, as he had 11 points and 10 rebounds (as well as eight assists) on Jan. 28 vs. No. 13 Xavier.

Though Creighton's never had a traditional points/rebounds/assists triple-double, Nembhard is the first Creighton player with (different) games of 10+ points, 10+ rebounds and 10+ assists in his CU career since **Austin Chatman** in his career from 2011-15.

The last Bluejay with (different) games of 10+ points, 10+ rebounds and 10+ assists in the same season was **Grant Gibbs** in 2011-12.

No Creighton player has had double-doubles in points/assists and points/rebounds in the same season since at least 1981-82.

What's Luck Got To Do With It?

In the **KenPom.com** rankings through March 19th, Creighton ranks 313th of 363 teams in the site's "Luck" category, while Princeton was 94th.

The **KenPom.com** site defines "Luck" as the deviation in winning percentage between a team's actual record and their expected record using the correlated gaussian method. The luck factor has nothing to do with the rating calculation, but a team that is very lucky (positive numbers) will tend to be rated lower by his system than their record would suggest.

Scheierman Drains 200th Trey

Baylor Scheierman enters Friday's tilt having made 240 three-pointers in his college career, doing so at a 39.2 percent clip.

Scheierman also owns 1,553 points, 923 rebounds, 434 assists and 120 career steals.

Per **Basketball-Reference.com**, Scheierman is the nation's only player in the last 30 years with career totals of at least 225 three-pointers, 425 assists and 900 rebounds.

SWAT Team

Creighton owned nine blocked shots in its Jan. 3rd victory over Seton Hall. The nine blocked shots were tied for the most in a game under 13th-year head coach **Greg McDermott** (also done 2/13/18 vs. Bemidji State and 11/27/21 vs. SIU Edwardsville). The nine rejections also tied Creighton's CHI Health Center Omaha record for team blocked shots in a game (also done 1/9/08 vs. Evansville, 2/13/18 vs. Bemidji State and 11/27/21 vs. SIU Edwardsville).

Combined with its 11 three-pointers made, Creighton fell just one block away from its first game with 10 blocks and 10 three-pointers for the first time since Feb. 17, 2002 vs. Wichita State when it had 10 of each.

Jays Surpass 26K at CHI

Creighton has scored 26,418 points all-time at CHI Health Center Omaha, surpassing 26,000 in the facility on Jan. 25 vs. St. John's.

Creighton has outscored the opposition 26,418-22,127 at the 20-year old facility in 337 all-time games in the building that count.

Creighton is 25-1 all-time in games where it moves over any 1,000 point milestone at CHI Health Center Omaha, as seen below:

Date	Pts-Opp (CLO Game #)	Who/How vs. Opp.
02/18/04	1,000-787 (14)	Lindeman FG vs. Indiana State
02/05/05	2,000-1,696 (28)	Funk FG vs. Missouri St.
01/18/06	3,000-2,504 (41)	Watts FT vs. Bradley
01/09/07	4,000-3,359 (56)	Tolliver FG vs. Drake
12/17/07	5,000-4,174 (69)	Kaleb Korver 3FG vs. Hou. Baptist
11/16/08	6,000-5,048 (82)	Dotzler FG vs. New Mexico
02/11/09	7,000-5,870 (95)	Witter 3FG vs. Bradley
01/16/10	8,000-6,750 (109)	Young FG vs. Wichita State
12/20/10	9,000-7,645 (123)	Wragge FG vs. W. Illinois
03/23/11	10,000-8,500 (136)	Lawson FG vs. UCF
01/21/12	11,000-9,310 (148)	McDermott FG vs. Ind. St.
12/19/12	12,000-10,136 (161)	Echenique FG vs. Tulsa
11/23/13	13,000-10,922 (173)	Artino FG vs. Tulsa
02/23/14	14,000-11,711 (185)	Gibbs FG vs. Seton Hall
01/28/15	15,000-12,612 (198)	Hanson FT vs. St. John's
12/28/15	16,000-13,498 (211)	Huff FG vs. Coppin State
11/15/16	17,000-14,349 (224)	Patton FG vs. #9 Wisconsin
01/28/17	18,000-15,166 (235)	Hanson FG vs. DePaul
12/18/17	19,000-15,927 (246)	Foster 3FG vs. UT Arlington
11/06/18	20,000-16,741 (258)	Ballock 3FG vs. W. Illinois
02/03/19	21,000-17,619 (270)	Zegarowski FG vs. Xavier
12/07/19	22,000-18,463 (282)	Ballock 3FG vs. Nebraska
03/07/20	23,000-19,280 (294)	Mahoney 3FG vs. #8 Seton Hall
02/13/21	24,000-20,103 (306)	Zegarowski FG vs. #5 Villanova
02/14/22	25,000-20,950 (320)	Hawkins 3FG vs. Georgetown
01/25/23	26,000-21,786 (333)	Nembhard 3FG vs. St. John's

Arc's-manship

Creighton shot 36.6 percent from three-point range in BIG EAST play, and it was a telling stat.

In 14 league wins, Creighton shot 136-for-338 from deep (40.2 percent).

In six league losses, Creighton shot 38-for-137 from deep (27.7 percent).

Creighton is 73-4 under **Greg McDermott** when making at least half of its three-point attempts, including a 41-1 mark in the past 10 seasons. The lone loss as a BIG EAST member was a 106-104 overtime setback to No. 21 Marquette on Jan. 9, 2019.

According to **Basketball-Reference.com**, since McDermott was hired in 2010, Creighton's 77 games shooting 50 percent or better from down-town trail only Weber State (80).

Kaluma Pounds The Glass

Arthur Kaluma grabbed a career-high 16 rebounds on Jan. 7 at No. 4 UConn, four more than his previous best done twice previously.

Kaluma's 16 rebounds were the most by a Bluejay since joining the BIG EAST 10 years ago, and last matched on Nov. 12, 2012 when **Gregory Echenique** also had 16 boards vs. UAB.

After just one double-double in his first 45 career games, Kaluma posted back-to-back double-doubles vs. Seton Hall and UConn. He finished the Jan. 11 game at Xavier with 11 points and nine rebounds, coming up just one board short of joining **Baylor Scheierman**, **Ryan Hawkins**, **Martin Krampelj** and **Doug McDermott** (twice) as the only Bluejays to record three straight double-

doubles since 1994-95.

Most Rebounds, Game, Since 1994-95

Reb.	Player vs. Opponent	Date
18	Kenny Lawson Jr. vs. St. Joseph's	12-11-2010
17	Doug McDermott at Bradley	02-11-2011
16	Donald Davenport at Missouri St.	01-21-1995
16	Kenny Lawson Jr. vs. Drake	01-01-2011
16	Doug McDermott at Akron	02-19-2011
16	Gregory Echenique vs. UAB	11-12-2012
16	Arthur Kaluma at UConn	01-07-2023
15	Ben Walker at Baylor	12-04-1999
15	Justin Carter vs. Kentucky	03-23-2009
15	Doug McDermott vs. Tulsa	11-23-2013
15	Ronnie Harrell Jr. vs. #23 UCLA	11-20-2017
15	Christian Bishop vs. Ohio	03-22-2021
15	Ryan Kalkbrenner at Georgetown	02-12-2022

Fool Me Once...But Nine Times?

Until this year, Creighton had met or exceeded its preseason BIG EAST prognostication every year since joining the league, as seen below.

This year marked the seventh straight year that Creighton has finished in fourth place or better.

Creighton's BIG EAST Preseason Poll History

Year	Preseason	Actual	Preseason All-BIG EAST
2013-14	3rd	2nd	Doug McDermott (1st)
2014-15	9th	T-9th	-
2015-16	9th	6th	-
2016-17	3rd	T-3rd	Maurice Watson Jr. (1st); Marcus Foster (HM)
2017-18	5th	T-3rd	Marcus Foster (1st); Khyri Thomas (HM)
2018-19	9th	T-3rd	Martin Krampelj (HM)
2019-20	7th	T-1st	Ty-Shon Alexander (1st)
2020-21	2nd	2nd	Marcus Zegarowski (1st); Mitch Balllock (2nd)
2021-22	8th	4th	None
2022-23	1st	3rd	Ryan Kalkbrenner (1st); Arthur Kaluma (2nd) Ryan Nembhard (2nd); Baylor Scheierman (HM)

Nationally Relevant

Through games of March 19th, Creighton ranked third-best in the country in fewest fouls per game (13.3). The Jays are also seventh in defensive rebounds per game (28.66) and 31st in assist/turnover ratio (1.36).

Individually, **Baylor Scheierman** ranks 25th nationally with 13 double-doubles and 12th with 7.31 defensive rebounds per game.

Teammate **Ryan Kalkbrenner** is first in field goal percentage (70.6%) among players to make five field goals per game and 17th with 2.16 blocks per game.

Ryan Nembhard ranks 45th in assist/turnover ratio (2.39), 61st in assists per game (4.8) and 39th in total assists (167).

An Area for Improvement

One area that Creighton will look to improve in 2022-23 is its marksmanship from behind the arc, as last year's 30.8 percent shooting from deep was its worst as a team since 1993-94.

The Creighton staff is confident those numbers can improve as its talented freshman class is now sophomores. Thus far, Creighton is third in the BIG EAST with 8.8 three-pointers made per game and fourth with 35.8 percent marksmanship from deep.

Last year's freshmen combined to shoot 27.2 percent from deep (85-313), but they're not the first Bluejay freshmen to struggle early on from downtown, as seen in the chart below of some other prominent marksmen.

Even that chart is a little misleading, as **Doug McDermott** shot 15-of-53 (.283) from deep in his first 20 games of his freshman year before finishing

32-of-63 (.508) in his last 19 games. Likewise, **Kyle Korver** was shooting 11-for-41 (.268) from downtown after his first 14 contests before blistering the nets to the tune of 52-of-104 (.500).

Name	As a Freshman		Other College Years	
	3FG-3FGA	3FG%	3FG-3FGA	3FG%
Ky. Korver	63-145	.434	308-674	.457
McDermott	47-116	.405	237-482	.492
Ty. Alexander	32-96	.333	178-469	.380
Ballock	44-135	.326	264-638	.414
Tr. Alexander	18-64	.281	63-149	.423
Nembhard	33-106	.311	53-142	.373
Kaluma	27-102	.265	40-126	.317

On The Rebound

Baylor Scheierman gets lots of attention for his shooting and passing skills, but he did lead the Summit League in rebounding last year as well.

Scheierman has grabbed 10 or more rebounds in 15 games this season, and has 13 double-doubles to date. The 13 double-doubles rank 25th nationally, while his 7.31 defensive rebounds per game are 12th-most in the country.

The Aurora, Neb., product's current 8.23 rebounds per game average hasn't been surpassed by a Bluejay since **Benoit Benjamin** averaged 14.1 rebounds per game in 1984-85, and even with McDermott's 8.23 in 2011-12.

Scheierman remains on pace to become the first man in school history to average at least 8.0 rebounds and 2.0 three-pointers per game.

Earlier this year Scheierman became the first Bluejay with four straight double-doubles since **Doug McDermott** from Nov. 25-Dec. 10, 2011.

Since the 1994-95 season, Scheierman, **Ryan Hawkins**, **Martin Krampelj** and McDermott (twice) are the only four Bluejays to record three straight double-doubles.

Scheierman's 13 double-doubles are the most in a season since **Bob Harstad** had 13 in 1988-89.

Most Double-Doubles, Season, Since 1987-88

D-D	Creighton Player	Year
13	Bob Harstad	1988-89
13	Baylor Scheierman	2022-23
12	Bob Harstad	1989-90
11	Bob Harstad	1990-91
11	Doug McDermott	2011-12
11	Ryan Hawkins	2021-22
10	Doug McDermott	2012-13
10	Chad Gallagher	1990-91

Most Double-Doubles Since 1987-88, Career

D-D	Creighton Player	Year
42	Bob Harstad	1987-91
37	Doug McDermott	2010-14
24	Chad Gallagher	1987-91
13	Martin Krampelj	2015-19
13	Baylor Scheierman	2022-Pres.
11	Rodney Buford	1995-99
11	Anthony Tolliver	2003-07
11	Kenny Lawson Jr.	2006-11
11	Ryan Hawkins	2021-22

Fantastic Five

Much has been written about Creighton's starting five this season, and the success CU has had when **Ryan Nembhard**, **Ryan Kalkbrenner**, **Trey Alexander**, **Arthur Kaluma** and **Baylor Scheierman** are on the floor together.

The quintet has played 600:25 (of a possible 1,570 minutes) together this season, outscoring the

opposition 1,207-1,006 in those minutes.

In 13 games against ranked foes, the group has been paired together for 268:25 (of a possible 530 minutes), and outscored opponents 528-491.

With All 5 Regular Starters On The Floor

Opponent	CU Pts.	Opp Pts.	Diff.	Time
St. Thomas	36	34	+2	20:10
North Dakota	41	31	+10	18:42
Holy Cross	24	11	+13	9:28
UC Riverside	37	14	+23	17:31
#21 Texas Tech	58	49	+9	22:36
#9 Arkansas	33	25	+8	19:36
#14 Arizona	50	51	(-1)	21:17
#2 Texas	44	40	+4	24:49
Nebraska	17	22	(-5)	15:22
Butler	20	19	+1	13:09
DePaul	40	24	+16	14:57
Seton Hall	28	15	+13	14:51
#4 Connecticut	41	40	+1	24:51
#12 Xavier	58	55	+3	23:19
#19 Providence	40	21	+19	19:19
Butler	27	23	+4	14:00
St. John's	35	32	+3	11:28
#13 Xavier	48	39	+9	22:40
Georgetown	36	23	+13	23:34
Villanova	46	45	+1	27:50
Seton Hall	40	25	+15	20:15
#21 Connecticut	17	22	(-5)	14:13
#24 Providence	67	70	(-3)	38:20
St. John's	36	31	+5	18:08
#10 Marquette	15	17	(-2)	9:43
Villanova	43	44	(-1)	20:23
Georgetown	31	5	+26	8:46
DePaul	41	38	+3	20:39
Villanova	62	50	+12	23:10
#15 Xavier	23	25	(-2)	12:01
NC State	39	29	+10	19:37
#11 Baylor	34	37	(-3)	15:41
TOTAL	1,207	1,006	+201	600:25

Big Fred's Big Night

Making his second career start, freshman center **Fredrick King** had career-highs with 16 points, 11 rebounds and five blocked shots in the Dec. 12 game vs. Arizona State.

King was just the second Bluejay of any age in **Greg McDermott's** 13 years on the CU sideline to post a game with at least 16/11/5, joining **Gregory Echenique** (18 points, 14 rebounds, 5 blocks) vs. Houston Christian on Dec. 17, 2011.

Per **Basketball-Reference.com**, King is the seventh different freshmen with 16 points, 11 rebounds, five blocks and no turnovers in the same game since 2010-11, a list that includes **Chet Holmgren**, **Armando Bacot**, **Mo Bamba**, **Anthony Davis** (twice), **Thik Bol** and **Chris Horton**.

Freshmen With 16 Pts., 11 Reb., 5 Blk, 0 Turnovers (Since 2010-11)

Name, School	Date	PTS	REB	BLK
Anthony Davis, Kentucky	01/17/12	27	14	7
Anthony Davis, Kentucky	03/25/12	18	11	6
Chris Horton, Austin Peay	12/05/12	21	11	5
Thik Bol, Southern Illinois	02/19/17	19	11	6
Mo Bamba, Texas	12/29/17	22	15	8
Armando Bacot, N. Carolina	11/29/19	23	12	6
Chet Holmgren, Gonzaga	03/17/22	19	17	7
Fredrick King, Creighton	12/12/22	16	11	5

King Him!

After 38 total points and 25 total rebounds in the first 10 games of his college career, **Fredrick King** put together back-to-back double-doubles after being pressed into a starting role when **Ryan Kalkbrenner** was sidelined by a non-COVID ill-

ness in mid-December. King had 16 points and 11 rebounds vs. Arizona State on Dec. 12th, then added 16 points and 10 rebounds at Marquette four days later.

King is CU's freshman with multiple double-doubles in a season since **Justin Patton** had three in 2016-17.

King is CU's first true freshman with multiple double-doubles in a season since **Doug McDermott** had nine in 2010-11. McDermott had also been the last Bluejay freshman with back-to-back double-doubles, having done it on Feb. 1 and Feb. 5, 2011.

For his efforts, King was named BIG EAST Freshman of the Week on Dec. 19.

After shooting 8-for-8 vs. Marquette, King was 3-for-3 from the field against Butler to move him to 11-for-11 in league play with eight dunks. He finished 29-for-46 from the field with 14 dunks in conference contests.

Simply Perfect

Below is a list of Creighton players to shoot 100 percent from the field on eight or more attempts in a game since the start of the 1991-92 campaign:

Most FGA, 100% Shooting, Since 1991-92

FGA	Name, Opponent	Date
11	Anthony Tolliver vs. Illinois State	01/01/07
10	Ryan Kalkbrenner vs. Holy Cross	11/14/22
8	Geoffrey Groselle vs. Coppin State	12/28/15
8	Justin Patton vs. Loyola (Md.)	12/07/16
8	Fredrick King at Marquette	12/16/22

Paul Silas Passes Away at 79

Paul Silas, Creighton's first Academic All-American and one of the top players in Bluejay men's basketball history, passed away at the age of 79 on Dec. 11th.

Silas was recruited to Creighton by **John J. "Red" McManus** out of McClymonds High School in Oakland, Calif., the same high school that produced Bill Russell. Silas arrived on campus in 1960 when freshmen were ineligible to play for the varsity but quickly made a difference a year later when he led CU to the 1961-62 NCAA Tournament and the team closed with a 21-5 record. His 1963-64 team returned to the Big Dance and finished 22-7.

Silas is the only player in NCAA history with three or more seasons of 557 rebounds and owns the top three single-season rebound totals in Bluejay annals, including 631 as a senior in 1963-64. That figure remains fifth-most in NCAA history and is the most by any player since 1960. He's first in CU history with 1,751 rebounds, ninth in career points (1,661), third in career scoring average (20.51) and also in the top-10 in field goals made (8th) and free throws made (6th).

Silas' 21.6 career rebounds per game are third-most in NCAA history and his 1,751 rebounds are sixth in NCAA history as well as the most ever by a three-year player. Silas, along with **Bill Russell**, **Julius Erving**, **Artis Gilmore** and **Kermit Washington** is one of five players to average at least 20 points and 20 rebounds for an NCAA career. Silas owns the top 29 single-game rebound performances in Creighton history, including a 38 rebound effort vs. Centenary on Feb. 19, 1962 that ranks tied for ninth-most in NCAA history.

He was the first Creighton student-athlete to be

named a CoSIDA Academic All-American in 1963-64, was a member of Alpha Sigma Nu, the Jesuit Honor Society, and received the College of Business Administration's Alumni Merit Award in 1993.

In an old article, Silas boasted about his education, saying "I'm more proud of my academic success at Creighton than of all my athletic accomplishments. What Creighton University does for an athlete or any student is that they teach you how to think, how to deal with everyday living. What I learned at Creighton has helped me close the gap between professional sports and the business world."

A two-time All-Star and five-time NBA All-Defensive team member, he scored 11,782 points and grabbed 12,357 rebounds while winning three titles (Boston 1974 & 1976, Seattle 1979) during a 16-year NBA career from 1964-80. He later coached 12 seasons in the NBA for the Clippers, Hornets, Bobcats and Cavalier organizations. He was **LeBron James'** first NBA head coach. His son, **Stephen Silas**, is the current head coach of the NBA's Houston Rockets.

Silas was inducted into the Creighton Athletics Hall of Fame in 1974, the Missouri Valley Conference Hall of Fame in 2012 and the College Basketball Hall of Fame in 2017.

Sophomores Standing Tall

Legendary Marquette coach **Al McGuire** once said that the best thing about freshmen is that they become sophomores. The Bluejay trio of **Arthur Kaluma**, **Trey Alexander** and **Ryan Nembhard** were all part of the BIG EAST All-Freshman Team last season, and all three are off to fantastic starts as sophomores.

This year the trio have combined to average 37.8 points per contest.

Collectively, they shoot 43.4 percent from the field (452-1041), 37.4 percent from downtown (156-417) and 80.1 percent at the line (262-327) while also contributing 497 rebounds and 318 assists against just 194 turnovers.

Creighton is 26-5 in the last two seasons when all three men play and they combine for 13 or more rebounds.

Big Fred's World

Fredrick King had four points (on two dunks) and three blocked shots in his first career start in early December vs. BYU.

King was the first Bluejay true freshman to start a game at center since **Kenton Walker** on Feb. 5, 2008, when the Jays topped UNI, 74-50.

One of the other Creighton starters that night was **Nick Bahe**, who was on the call for FS1 for each of King's first two starts.

King is the first true freshman center to make multiple starts for Creighton since **Joel Templeman** in 1994-95.

Holiday Hoops Proves Popular

Creighton's Christmas Day victory over DePaul scored 2.99 million viewers on FOX - the network's most-watched college hoops game ever.

Per FOX Sports PR, it was the most-watched col-

lege basketball game on any network this regular-season.

In the last three years, the only regular-season game higher was North Carolina/Duke in **Mike Krzyzewski's** final home game last March (3.98 million) on ESPN.

Wooden Award Watch List

The Creighton duo of **Baylor Scheierman** and **Ryan Kalkbrenner** have been named to the Preseason Top 50 Watch List for the **John R. Wooden Award**® presented by Wendy's®.

The players on the list are considered strong candidates for the 2023 John R. Wooden Award Men's Player of the Year presented by Wendy's. Players not chosen to the preseason list are still eligible for the Wooden Award™ midseason list, late season list, and the National Ballot. The National Ballot consists of 15 top players who have proven to their universities that they meet or exceed the qualifications of the Wooden Award. Nearly 1,000 voters will rank in order 10 of those 15 players when voting opens prior to the NCAA Tournament and will allow voters to take into consideration performance during early round games. The Wooden Award All American Team™ will be announced the week of the "Elite Eight" round of the NCAA Tournament. The winner of the 2023 John R. Wooden Award will be presented in Los Angeles in April.

Scheierman and Kalkbrenner give Creighton nine Preseason John R. Wooden Award Watch List recognitions in 13 seasons under **Greg McDermott**. **Marcus Zegarowski** made the list in 2020-21, one year after **Ty-Shon Alexander** was listed prior to the 2019-20 campaign. Others to make the list include **Marcus Foster** (2017-18), **Maurice Watson Jr.** (2016-17), **Doug McDermott** (2013-14, 2012-13 and 2011-12). Creighton's lone recipient of the John R. Wooden Award® is **Doug McDermott**, who was recognized following the completion of the 2013-14 campaign.

Speaking Of Assists

Ryan Nembhard's 12 assists vs. Holy Cross were the second double-figure assist game of his Bluejay career, joining the 10 helpers he dished in his collegiate debut last November vs. Arkansas-Pine Bluff.

Nembhard is the seventh different Bluejay with 10 or more assists in a game under **Greg McDermott**, joining **Maurice Watson Jr.** (12 times), **Grant Gibbs** (4), **Marcus Zegarowski** (4), **Austin Chatman** (3), **Antoine Young** (2) and **Malik Albert** (1).

Also worth noting regarding Nembhard's big night? He played just 19 minutes in the win, making him the nation's only player with 12 assists against a Division I opponent this year while playing less than 30 minutes.

Turnover Free At The Point

Ryan Nembhard's 12 assists without a turnover vs. Holy Cross on Nov. 14 made him just the fourth player in Bluejay history to accomplish that feat. He's the first to do it inside CHI Health Center Omaha and the first Bluejay to do it at any site since 2002.

Here's the single-game assist leaders at Creighton, along with their turnover statistics on that night:

Ast.	Name, Opponent	Date	TO
17	Ralph Bobik vs. Bradley	01/22/74	0
	Ralph Bobik at St. Francis (Pa.)	02/23/73	??
16	Ralph Bobik vs. BYU	12/17/73	4
14	Maurice Watson Jr. at Providence	01/07/17	2
	Maurice Watson Jr. at Seton Hall	01/09/16	4
13	Maurice Watson Jr. vs. Washington St.	11/18/16	4
	Maurice Watson Jr. vs. Akron	12/03/16	5
	Jason Bey vs. Southern Illinois	02/27/95	1
	Latrell Wrightsell vs. Nebraska	12/07/91	1
12	Ryan Nembhard vs. Holy Cross	11/14/22	0
	Grant Gibbs vs. Northwestern	12/22/11	4
	Tyler McKinney at Nebraska	12/21/02	0
	Ed St. Fleur at CS-Sacramento	01/13/96	0
	Latrell Wrightsell vs. N. Iowa	02/01/92	4
	Duan Cole at Iowa State	01/16/90	5
	Vernon Moore at Southern Illinois	01/17/85	2
	Randy Eckker at Gonzaga	01/14/77	2
	Randy Eckker at Bradley	01/12/77	4

Top 10 Under McDermott

Prior to **Greg McDermott's** 2010 arrival, Creighton had spent one week ranked in the top 10 of the *Associated Press* poll in program history (10th on Jan. 20, 2003, when **Dana Altman's** team led by **Kyle Korver** lost at **Steve Merfeld's** Evansville team).

Under McDermott, Creighton has spent 21 weeks in the top 10, including at least one week in five different seasons (1 week in 2012-13; 8 weeks in 2016-17, 3 weeks in 2019-20, 5 weeks in 2020-21 and 4 weeks this year).

Creighton's best AP ranking ever is seventh, done five times (Jan. 16, 2017; March 10, 2020; March 18, 2020; Jan. 7, 2021 and Nov. 28, 2022).

CHI Health Center Omaha Success

Creighton has played 338 regular and postseason contests at CHI Health Center Omaha all-time in the 20-year-old facility.

The Bluejays own a 278-60 (.822) record all-time at the facility, and have never lost there on a Friday (22-0).

Creighton's Nov. 25, 2017 win over SIU Edwardsville was the program's 200th at the facility, coming in its 242nd home game. CU's 100th win came on Nov. 17, 2010, a 63-58 win over Louisiana.

Creighton has outscored its opponents 26,418-22,127 in games at CHI Health Center Omaha, an average margin of 12.70 points per game. Creighton has not trailed 89 different times, including three times this year (Holy Cross, DePaul, Georgetown).

Incredibly, Creighton hasn't trailed in its home opener in 10 of the past 23 seasons (2000-01, 2002-03, 2003-04, 2004-05, 2005-06, 2009-10, 2011-12, 2014-15, 2016-17 and 2019-20).

Creighton is also 32-36 all-time in the 68 games at the arena in which it's fallen behind by double-figures at any point, 8-11 when down by 10+ points at halftime in the facility, and 40-29 when trailing at halftime at CHI Health Center Omaha.

Creighton is 181-42 (.812) at CHI Health Center Omaha under **Greg McDermott** and hasn't trailed in 64 of those games. In that same span, CU owns a 95-9 home record vs. non-conference teams.

Factor in a 17-0 home mark at the Omaha Civic Auditorium in 2002-03 and two wins at the Civic in

the 2010 CIT, and the Bluejays are 297-60 (.832) at home since the start of the 2002-03 campaign.

Home Run

Under **Greg McDermott** Creighton is averaging 80.38 points per home game (17,924 points in 223 home games), a figure that climbs to 83.84 points in non-conference home games (8,719 points in 104 home games).

Creighton is 135-6 all-time at CHI Health Center Omaha when scoring 80 or points.

Who's Back?

With Creighton returning eight of the 13 men who appeared in a game last season, it's no surprise that a similar ratio of the production from 2021-22 is also gone. Below is a breakdown of what is back:

Stat	Returners	Departures
Blocks	118 (79.2%)	31 (20.8%)
Assists	284 (60.9%)	182 (39.1%)
Starts	104 (59.4%)	71 (40.6%)
Points	1,360 (56.2%)	1,062 (43.8%)
Minutes	3,881 (54.9%)	3,194 (45.1%)
Charges Taken	7 (53.8%)	6 (46.2%)
Rebounds	663 (53.3%)	580 (46.7%)
Steals	98 (51.0%)	94 (49.0%)
3FG Made	83 (35.3%)	152 (64.7%)

Youth Is Served

In case you've forgotten, Creighton had at least one freshman on the floor for every second of every game last season, and actually had a late stretch of 1:28 vs. Colorado State when all five of its players on the floor were freshmen.

All told, 3171:36 of Creighton's 7,075 total minutes (44.83 percent) were played by freshmen last season.

By comparison, in 2020-21 Creighton had a freshman on the floor just 32.4 percent of the time and had multiple freshmen on the floor just 17 minutes (of 1,250) all season (1.4 percent). Only 7.5 percent (465:52 of 6250) of CU's overall minutes were played by freshmen in 2020-21.

Through 35 games this season, Creighton's freshmen have played 770:22 of 7,050 possible minutes (10.93 percent).

2021-22 Minute Breakdown

Freshmen	Time	Score	Margin
0 freshmen:	Never	--	--
1 freshman:	34:23	59-49	+10
2 freshmen:	962:14	1,692-1,578	+114
3 freshmen:	347:15	611-407	+4
4 freshmen:	45:54	54-85	(-31)
5 freshmen:	1:28	5-2	+3

Watch This

Creighton had four men that made a preseason watch list for their respective position.

Ryan Nembhard was one of 20 candidates on the watch list for the 2023 **Bob Cousy** Award, given to the nation's best point guard. Nembhard is the fourth different Bluejay in the last 12 years named to the Bob Cousy Award watch list, joining Antoine Young (2011-12), **Maurice Watson Jr.** (2016-17) and **Marcus Zegarowski** (2020-21).

Baylor Scheierman was one of 20 candidates on the watch list for the 2023 **Julius Erving** Award, given to the nation's best small forward. Scheierman is Creighton's first player in the nine seasons of the Julius Erving Award to be named to

the watch list at any point.

Arthur Kaluma was one of 20 candidates on the watch list for the 2023 **Karl Malone** Award, given to the nation's best power forward. Kaluma is Creighton's first player in the nine seasons of the Karl Malone Award to be named to the watch list at any point.

Ryan Kalkbrenner was one of 20 candidates on the watch list for the 2023 **Kareem Abdul-Jabbar** Award, given to the nation's best center. Kalkbrenner joins **Justin Patton** (2016-17) as Creighton's second player in the nine seasons of the Kareem Abdul-Jabbar Award to be named to the watch list at any point.

Creighton (4) was one of six schools with four or more MBB players on a watch list, joining Duke (5), Kentucky (5), Arizona (4), Gonzaga (4) and UCLA (4).

CU's four watch list student-athletes match the totals of the rest of the BIG EAST combined (Xavier 2, Villanova 1, UConn 1).

More Than Just Being Tall

Ryan Kalkbrenner owns 156 dunks in his career, including 69 last year. He has more career dunks than any other Bluejay player since **Greg McDermott's** arrival in 2010.

Here's a look at the Creighton student-athletes with 20 or more dunks in a season, and 25 or more dunks in a career, under McDermott:

Most Creighton Dunks, Season, Since 2010-11

Dunks	Name	Year
74	Martin Krampelj	2018-19
72	Justin Patton	2016-17
69	Ryan Kalkbrenner	2021-22
58	Ryan Kalkbrenner	2022-23
50	Christian Bishop	2020-21
38	Christian Bishop	2019-20
36	Gregory Echenique	2012-13
33	Martin Krampelj	2017-18
30	Gregory Echenique	2011-12
29	Marcus Foster	2017-18
29	Ryan Kalkbrenner	2020-21
24	Gregory Echenique	2010-11
24	Fredrick King	2022-23
23	Marcus Foster	2016-17
22	Kenny Lawson Jr.	2010-11
21	Alex O'Connell	2021-22
21	Arthur Kaluma	2021-22
20	Khyri Thomas	2017-18
20	Arthur Kaluma	2022-23

Most Creighton Dunks, Career, Since 2010-11

Dunks	Name	Years
156	Ryan Kalkbrenner	2020-Pres.
121	Martin Krampelj	2015-19
103	Christian Bishop	2018-21
90	Gregory Echenique	2010-13
72	Justin Patton	2016-17
52	Marcus Foster	2016-18
51	Khyri Thomas	2015-18
43	Arthur Kaluma	2021-Pres.
38	Will Artino	2011-15
33	Zach Hanson	2013-17
25	Geoffrey Groselle	2012-16
25	Damien Jefferson	2018-21

Most Creighton Dunks, Team, Season, Since 2010-11

Dunks	Year	Team W-L
144	2016-17	25-10 (NCAA)
132	2021-22	23-12 (NCAA)
107	2017-18	21-12 (NCAA)
106	2018-19	20-15 (NIT)
109	2022-23	23-12 so far (NCAA)
90	2020-21	22-9 (NCAA)

60	2019-20	24-7 (Postseason Canceled)
58	2015-16	20-15 (NIT)
56	2010-11	23-16 (CBI)
54	2012-13	28-8 (NCAA)
42	2011-12	29-6 (NCAA)

Among The Nation's Best

Below is where Creighton ranks nationally since the start of the 2010-11 season among teams to have played 100 or more Division I games, per Basketball-Reference.com.

2010-11 to March 19, 2023		
Category	CU Stat	CU Rank
3FG Made	3,932	3rd
FG Percentage	.476	4th
Assists	7,134	6th
3FG Percentage	.376	6th
FG Made	12,200	8th
Points	34,138	9th
Wins	299	25th
Winning Percentage	.667	32nd

Big Deficits, No Big Deal

Creighton owns 27 victories since the start of the 2010-11 season after trailing by double-figures at some point, including four such rallies last season. In its NCAA Tournament win vs. San Diego State, Creighton trailed 35-21 late in the first half.

Thirteen of those 27 comebacks have come away from home.

If you're curious, CU's largest comeback win since 2000 came on Jan. 28, 2006, when the Jays trailed 25-6 early before rallying to beat Wichita State on a buzzer-beater by **Anthony Tolliver**.

CU's Double-Digit Comebacks Under McDermott		
Deficit	Opponent	Date
18	#18 Oklahoma	11/19/14
17	at San Diego State	11/30/11
16	at Evansville	02/16/13
16	at Seton Hall	01/27/21
16	SIU Edwardsville	11/27/21
15	Arkansas-Pine Bluff	11/09/21
14	Evansville	02/21/12
14	vs. San Diego State	03/17/22
13	at Saint Joseph's	11/16/13
13	Xavier	01/12/14
13	#22 Xavier	12/23/20
12	Saint Joseph's	12/11/10
12	at DePaul	01/17/16
12	East Tennessee State	11/11/18
11	at Wichita State	12/31/11
11	Northern Iowa	01/10/12
11	vs. Alabama	03/16/12
11	vs. Ole Miss	11/21/16
11	vs. Connecticut	03/12/21
11	DePaul	01/22/22
10	UAB	11/14/12
10	vs. Drake	03/02/12
10	at Nebraska	12/07/14
10	South Dakota	12/09/14
10	St. John's	01/03/18
10	at DePaul	02/07/18
10	Bemidji State	02/13/18

McDermott Ranks Second On CU Wins List

Greg McDermott has 299 victories at Creighton, good for second place on CU's all-time wins list.

McDermott's .667 winning percentage is Creighton's best since **Arthur A. Schabinger's** .714 win rate more than 85 years ago.

Below is a list of the most victorious Creighton coaches in program history.

Most Coaching Wins, Creighton History			
Rk.	W-L	Name	Years
1.	327-176	Dana Altman	1994-2010
2.	299-149	Greg McDermott	2010-Pres.
3.	165-66	Arthur A. Schabinger	1922-1935
4.	138-118	John J. "Red" McManus	1959-1969
5.	130-64	Tom Apke	1974-1981

Super Seven

Greg McDermott has guided his team to the NCAA Tournament for the eighth time. That put him in the company of some of the greatest coaches in CU Athletics history, and most among basketball coaches.

McDermott is one of five head coaches in Creighton history to lead seven different NCAA Tournament teams.

Name	Sport	NCAA's @CU
Kirsten Bernthal Booth	Volleyball	12
Bob Warming	Men's Soccer	11
Greg McDermott	Men's Basketball	8
Dana Altman	Men's Basketball	7
Brent Vigness	Softball	7

McDermott's Coaching Tree

A bunch of former **Greg McDermott** protégés are thriving at the Division I level.

Eric Henderson led South Dakota State to the first 18-0 season in Summit League history last year. The Jackrabbits went 30-5 after winning the Summit League Tournament and clinching an NCAA bid.

North Dakota State's **Dave Richman** went 23-10 overall last year and finished as the runner-up in the Summit League standings and Summit League Tournament to Henderson's SDSU team.

Last year **Ben Jacobson** won the MVC regular-season title while coaching Northern Iowa. The Panthers went 20-12 and reached the NIT.

Drake's **Darian DeVries** led Drake to its second Missouri Valley Conference Tournament title ever in 2022-23 and the automatic bid to the NCAA Tournament.

Steve Lutz led his Texas A&M-Corpus Christi team to a 24-12 record and a Southland Conference Tournament title in his first year as a head coach in 2021-22, with the Islanders reaching the NCAA Tournament First Four. He inherited a 5-19 team that hadn't won 20 games or had a winning record since 2016-17. This year's team won the regular-season and conference tournament titles, with Lutz being named Southland Coach of the Year. He was named head coach at Western Kentucky last week-end.

TJ Otzelberger turned around Iowa State in his first year in Ames in 2021-22. He inherited a 2-22 team (0-18 Big 12) and turned it into a team that reached the Sweet 16 and finished 22-13.

Patrick Sellers led Central Connecticut State to an 8-24 record in his first season with the Blue Devils, including a victory in the Northeast Conference Tournament, in 2021-22.

Paul Sather is the head coach at North Dakota after successful tenures at Black Hills State and Northern State.

#ProJays

Former Creighton All-American **Doug McDermott** is back for a second season with the San Antonio Spurs, giving Creighton at least one NBA player in 39 of the last 40 seasons. McDermott is in his ninth season in the NBA.

Other famous Bluejays to play in the NBA in the past include **Paul Silas**, **Kyle Korver**, **Benoit Benjamin** and **Anthony Tolliver**.

CHI Health Center Omaha Dramatics

Creighton is 8-8 in contests with a game-winning go-ahead score in the final 10 seconds at CHI Health Center Omaha, which opened in 2003.

The last time such a game happened was in 2020 when Creighton's **Marcus Zegarowski** hit a shot with 3.2 seconds left to beat Providence.

Creighton's Go-Ahead Scores in Wins at CHI Health Center Omaha, Last 10 Seconds				
Date	Opponent	Score	Player/Score	Time
11/26/05	Dayton	W 91-90*	Funk FG	:5.7
01/28/06	Wichita St.	W 57-55	Tolliver FG	:0.0
11/25/06	George Mason	W 58-56	Watts FT	:7.5
03/18/08	Rhode Island	W 74-73	Witter 3FG	:3.2
01/13/10	Southern Illinois	W 71-69	Young FG	:1.3
02/18/12	Long Beach St.	W 81-79	Young FG	:0.3
01/28/14	St. John's	W 63-60	McDermott 3FG	:2.8
01/18/20	Providence	W 78-74	Zegarowski 3FG	:3.2

*double-overtime

Opponent Go-Ahead Scores in CU Losses at CHI Health Center Omaha, Last 10 Seconds				
Date	Opponent	Score	Player/Score	Time
03/20/06	Miami (Fla.)	L 53-52	G. Diaz FT	:2.6
01/20/07	Southern Illinois	L 58-57	B. Mullins FG	:4.1
01/10/15	#19 Seton Hall	L 68-67	S. Gibbs 3FG	:2.2
02/16/15	#19 Butler	L 58-56	R. Jones FG	:1.9
03/07/15	Xavier	L 74-73	D. Davis FT's	:6.3
01/12/16	#12 Providence	L 50-48	K. Dunn FG	:0.0
02/22/17	Providence	L 68-66	K. Cartwright 3FG	:2.4
02/10/18	#5 Xavier	L 71-72	Q. Goodin FT's	:0.3

Top-20 Crowds

Here's a look at Creighton's top-20 home crowds all-time.

Rank	Att.	Opponent	Date
1.	18,868	Providence	03/08/14
2.	18,859	Georgetown	01/25/14
3.	18,831	#1 Villanova	12/31/16
4.	18,797	#6 Villanova	02/16/14
5.	18,759	#1 Gonzaga	12/01/18
6.	18,742	Seton Hall	02/23/14
7.	18,735	Wichita State	02/11/12
8.	18,613	Wichita State	03/02/13
9.	18,525	Marquette	12/31/13
10.	18,519	#8 Seton Hall	03/07/20
11.	18,518	Georgetown	01/27/18
12.	18,509	Villanova	02/04/23
13.	18,495	Marquette	02/17/18
14.	18,494	Illinois State	02/09/13
15.	18,458	Evansville	12/29/12
16.	18,436	Bradley	01/28/12
17.	18,323	DePaul	02/07/14
18.	18,321	#3 Villanova	02/24/18
19.	18,294	#19 Iowa State	12/04/21
20.	18,286	#21 Connecticut	02/12/23

Preseason BIG EAST Poll

The Creighton men's basketball team was picked to win the BIG EAST Conference in the annual survey of league coaches, which was unveiled as part

of BIG EAST Media Day on Oct. 18th at Madison Square Garden.

It's the first time since 2012-13 that Creighton has been chosen as a preseason favorite in its league, though that recognition came in CU's final season in the Missouri Valley Conference.

This is the 10th time Creighton has been tabbed as the preseason favorite (also 1989-90, 1990-91, 1998-99, 2000-01, 2002-03, 2006-07, 2008-09, 2011-12 and 2012-13), though the first nine occurrences all happened in the Missouri Valley Conference. Four of those MVC teams finished first (1990-91, 2000-01, 2008-09, 2012-13), while the other five took second place. Six of those nine Bluejay squads went on to win the MVC Tournament (1990-91, 1998-99, 2002-03, 2006-07, 2011-12, 2012-13) and seven of the nine squads played in the NCAA Tournament (1990-91, 1998-99, 2000-01, 2002-03, 2006-07, 2011-12, 2012-13).

The Bluejays collected eight first-place votes and earned 98 points in the poll. Xavier was picked second in the poll with 86 points, including two first-place votes. Villanova, the defending BIG EAST Tournament champion, was one point behind Xavier with 85 points and received one first-place vote from the men's basketball head coaches, who did not vote for their own teams. Connecticut was picked fourth with 77 points and Providence was fifth with 62 points. St. John's and Seton Hall finished sixth and seventh with 62 and 52 points, respectively. Butler was eighth with 36 points, four points ahead of ninth-place Marquette with 32 points. Georgetown was 10th with 21 points and DePaul 11th with 12 points.

Creighton is the only school in the league that has met or exceeded its preseason BIG EAST prognostication every year since joining the league, as seen below:

Creighton's BIG EAST Preseason Poll History			
Year	Preseason	Actual	Preseason All-BIG EAST
2013-14	3rd	2nd	Doug McDermott (1st)
2014-15	9th	T-9th	-
2015-16	9th	6th	-
2016-17	3rd	T-3rd	Maurice Watson Jr. (1st); Marcus Foster (HM)
2017-18	5th	T-3rd	Marcus Foster (1st); Khyri Thomas (HM)
2018-19	9th	T-3rd	Martin Krampelj (HM)
2019-20	7th	T-1st	Ty-Shon Alexander (1st)
2020-21	2nd	2nd	Marcus Zegarowski (1st); Mitch Ballock (2nd)
2021-22	8th	4th	None
2022-23	1st	3rd	Ryan Kalkbrenner (1st); Arthur Kaluma (2nd) Ryan Nembhard (2nd); Baylor Scheierman (HM)

Release, Rotation, Splash, Repeat

Creighton has made at least one three-pointer in 983 straight games. The streak is the nation's 13th-longest active streak.

Creighton's last game without a three-pointer came at Illinois State on Feb. 20, 1993, when the Jays were 0-for-5. Creighton's last win without making a three-point basket came on March 3, 1991 when the Jays went 0-for-2 from three-point range in a 71-66 win over Southern Illinois in the championship game of the MVC Tournament.

Below is a list of the nation's longest active three-point streaks.

Longest Active 3-Point Streaks (through 3/22)			
Rk.	Streak	School	Next Game
1.	1,192	UNLV	Next Season
2.	1,189	Duke	Next Season
3.	1,127	Western Kentucky	Next Season
4.	1,115	East Tennessee State	Next Season
5.	1,094	Oakland	Next Season
6.	1,092	Pacific	Next Season
7.	1,093	Texas	3/24
8.	1,035	Marshall	Next Season
9.	1,030	Baylor	Next Season
10.	1,018	Princeton	3/24
11.	1,017	Gonzaga	3/23
12.	985	Long Island	Next Season
13.	983	Creighton	3/24
14.	974	Mount St. Mary's	Next Season
15.	963	Tennessee State	Next Season

Triple Trouble

During Creighton's current streak of 983 straight games with a three-pointer, the Jays have drained 7,763 trifectas, an average of 7.90 treys per game.

That's not surprising since during the streak, Creighton has made exactly seven three-pointers 147 times, more than any figure.

Only five times in the streak has Creighton made just one three-pointer, but on 282 occasions the Bluejays have made 10 or more trifectas, including three games of 20 or more.

Since the start of the 2019-20 season, the Bluejays are 62-15 when making eight or more three-pointers, compared to a 28-24 mark when making seven treys or fewer.

Team 3FG Made During Creighton's 3-Point Streak		
1: 5 times	2: 18 times	3: 36 times
4: 75 times	5: 103 times	6: 101 times
7: 147 times	8: 12/4 times	9: 92 times
10: 81 times	11: 57 times	12: 56 times
13: 45 times	14: 19 times	15: 7 times
16: 8 times	17: 3 times	19: 2 times
20: 1 time	21: 1 time	22: 1 time

The Last Time It Happened...

CREIGHTON INDIVIDUALS

SCORING

Scored 25+ points - Ryan Nembhard (30) vs. #11 Baylor, 3/19/23
Scored 30+ points - Ryan Nembhard (30) vs. #11 Baylor, 3/19/23
Scored 35+ points - Mitch Ballock (39) vs. DePaul, 3/9/19
Scored 40+ points - Doug McDermott (45) vs. Providence, 3/8/14
Scored 45+ points - Doug McDermott (45) vs. Providence, 3/8/14
Scored 50+ points - Bob Portman (51) vs. Wisconsin-Milwaukee, 12/16/67
Two players had 20+ points - Trey Alexander (21), Ryan Nembhard (20), Ryan Kalkbrenner (20) at DePaul, 3/4/23
Three players had 20+ points - Trey Alexander (21), Ryan Nembhard (20), Ryan Kalkbrenner (20) at DePaul, 3/4/23
Two players had 25+ points - P'Allen Stinnett (30) & Booker Woodfox (29) vs. New Mexico, 11/16/08
Two players had 30+ points - Benoit Benjamin (45) & Vernon Moore (30), Indiana State, 1/19/85
Scored 20+ points in three straight games - Marcus Zegarowski (3), Dec. 7-17, 2019
Scored 20+ points in four straight games - Marcus Foster (7), Jan. 16 - Feb. 10, 2018
Scored 20+ points in five straight games - Marcus Foster (7), Jan. 16 - Feb. 10, 2018
Scored 20+ points in six straight games - Marcus Foster (7), Jan. 16 - Feb. 10, 2018
Scored 20+ points in seven straight games - Marcus Foster (7), Jan. 16 - Feb. 10, 2018
Scored 20+ points in eight straight games - Doug McDermott (14), Jan. 25 - March 21, 2014
Scored 20+ points in 10 straight games - Doug McDermott (14), Jan. 25 - March 21, 2014
Scored 25+ points in five straight games - Doug McDermott (5), March 8 - 21, 2014
Scored 30+ points in two straight games - Doug McDermott (3), March 8 - 14, 2014
Scored 30+ points in three straight games - Doug McDermott (3), March 8 - 14, 2014
Scored 40+ points in two straight games - Benoit Benjamin (2), Jan. 17-19, 1985
20+ points, half - Ryan Kalkbrenner (20) vs. NC State, 3/17/23 (2nd half)
30+ points, half - Doug McDermott (31) at Bradley, 1/7/12 (2nd half)
Two players had 20+ points, same half - P'Allen Stinnett (21) & Booker Woodfox (23) vs. New Mexico, 11/16/08 (2nd half)
Scored in double figures in 15+ straight games - Ryan Kalkbrenner (19), Jan. 11, 2023-Present
Scored in double figures in 20+ straight games - Marcus Foster (33), Jan. 14, 2017 - Jan. 3, 2018
Scored in double figures in 25+ straight games - Marcus Foster (33), Jan. 14, 2017 - Jan. 3, 2018
Scored in double figures in 30+ straight games - Marcus Foster (33), Jan. 14, 2017 - Jan. 3, 2018
Scored in double figures in 35+ straight games - Doug McDermott (37), April 1, 2011 - Nov. 9, 2012
All five starters scored in double figures - Ryan Nembhard (17), Arthur Kaluma (18), Trey Alexander (13), Ryan Kalkbrenner (21), Baylor Scheierman (23) vs. Villanova, 3/9/23e
5+ players scored in double figures - Ryan Nembhard (17), Arthur Kaluma (18), Trey Alexander (13), Ryan Kalkbrenner (21), Baylor Scheierman (23) vs. Villanova, 3/9/23
6+ players scored in double figures - Denzel Mahoney (24), Alex O'Connell (16), Mitch Ballock (14), Damien Jefferson (11), Shereef Mitchell (10), Christian Bishop (10) vs. St. John's, 1/9/21
7+ players scored in double figures - Cole Huff (20), Khyri Thomas (16), Marcus Foster (15), Maurice Watson Jr. (13), Isaiah Zierden (12), Zach Hanson (11), Justin Patton (10) vs. North Carolina State, 11/20/16
Five players with 15+ or more points - Doug McDermott (18), Jahenns Manigat (17), Gregory Echenique (15), Antoine Young (15), Ethan Wragge (15) at Southern Illinois, 2/14/12

DOUBLE-DOUBLES

Double-double - Baylor Scheierman (12 pts., 12 reb.) vs. Villanova, 3/9/23
Triple-double - Benoit Benjamin (29 pts., 12 reb., 12 blk.) at Bradley, 2/2/85
Double-double by a freshman - Fredrick King (16 pts., 10 reb.) at Marquette, 12/16/22
20-point, 10-assist game - Maurice Watson Jr. (21 pts., 10 ast.) vs. Seton Hall, 12/28/16
20-point, 10-rebound game - Ryan Nembhard (20 pts., 11 reb.) at DePaul, 3/4/23
30-point, 10-rebound game - Ryan Hawkins (30 pts., 12 reb.) at Georgetown, 2/12/22
20+ points, 20+ rebound game - Bob Harstad (24 pts., 20 reb.) at Southern Illinois, 1/23/89
Back-to-back 20-point, 10-rebound games - Doug McDermott, March 1 - 4, 2014
Double-double in points and assists - Ryan Nembhard (15 pts., 10 ast) vs. Arkansas-Pine Bluff, 11/9/21
Double-double in points and blocks - Benoit Benjamin (29 pts., 12 blk.) at Bradley, 2/2/85
Double-double in points and steals - Never
Double-double in 2+ consecutive games - Arthur Kaluma (2), Jan. 3-7, 2023
Double-double in 3+ consecutive games - Baylor Scheierman (4), Nov. 23 - Dec. 10, 2022
Double-double in 5+ consecutive games - Benoit Benjamin (28), March 15, 1984 - Feb. 16, 1985
Two players record double-doubles - Fredrick King (16 pts., 10 reb.) & Baylor Scheierman (14 pts., 11 reb.) at Marquette, 12/16/22

FIELD GOALS

Made 15+ FG in a game - Doug McDermott (17) vs. Providence, 3/8/14
Made 18+ FG in a game - Doug McDermott (18) at Bradley, 1/7/12
Attempted 20+ FG in a game - Ryan Hawkins (21) at Georgetown, 2/12/22
Attempted 25+ FG in a game - Marcus Foster (25) vs. #5 Xavier, 2/10/18

THREE-POINTERS

Made 6+ 3-pointers in a game - Trey Alexander (7) vs. Georgetown, 3/1/23
Made 7+ 3-pointers in a game - Trey Alexander (7) vs. Georgetown, 3/1/23
Made 8+ 3-pointers in a game - Ryan Hawkins (8) at Georgetown, 2/12/22
Made 9+ 3-pointers in a game - Mitch Ballock (11) vs. DePaul, 3/9/19
Made 10+ 3-pointers in a game - Mitch Ballock (11) vs. DePaul, 3/9/19
Attempted 10+ 3-pointers in a game - Trey Alexander (10) vs. Georgetown, 3/1/23
Attempted 15+ 3-pointers in a game - Ryan Hawkins (18) at Georgetown, 2/12/22
Made a 3-pointer in 15+ straight games - Baylor Scheierman (35), Nov. 7, 2022-Present; (Baylor Scheierman has done it in 45 straight games if you go back to his time at South Dakota State)
Made a 3-pointer in 20+ straight games - Baylor Scheierman (35), Nov. 7, 2022-Present; (Baylor Scheierman has done it in 45 straight games if you go back to his time at South Dakota State)
Made a 3-pointer in 25+ straight games - Baylor Scheierman (35), Nov. 7, 2022-Present; (Baylor Scheierman has done it in 45 straight games if you go back to his time at South Dakota State)
Made a 3-pointer in 30+ straight games - Baylor Scheierman (35), Nov. 7, 2022-Present; (Baylor Scheierman has done it in 45 straight games if you go back to his time at South Dakota State)
Made two 3-pointers in 10+ straight games - Baylor Scheierman (15), Nov. 7, 2022 - Jan. 3, 2023 (Scheierman did it in 22 straight games if you go back to his time at South Dakota State from Feb. 10, 2022- Jan. 3, 2023)
Made 5+ 3-pointers in 3+ straight games - Kyle Korver (4), Nov. 17-26, 2002
Made 5+ 3-pointers in 4+ straight games - Kyle Korver (4), Nov. 17-26, 2002

FREE THROWS

Made 10+ FT in a game - Ryan Nembhard (10) vs. #11 Baylor, 3/19/23
Made 15+ FT in a game - Nate Funk (15) vs. Dayton, 11/26/05
Attempted 15+ FT in a game - Austin Chatman (16) vs. South Dakota, 12/9/14
Attempted 20+ FT in a game - Bob Harstad (20) vs. Morgan State, 11/22/89

REBOUNDS

10+ rebounds - Baylor Scheierman (12) vs. Villanova, 3/9/23
15+ rebounds - Arthur Kaluma (16) at #4 Connecticut, 1/7/23
20+ rebounds - Bob Harstad (20) at Southern Illinois, 1/23/89
25+ rebounds - Paul Silas (27) vs. Oklahoma City, 3/9/64
30+ rebounds - Paul Silas (36) vs. Marquette, 1/23/64
35+ rebounds - Paul Silas (36) vs. Marquette, 1/23/64
10+ rebounds in three consecutive games - Baylor Scheierman (3), March 1-9, 2023
10+ rebounds in four consecutive games - Baylor Scheierman (4), Nov. 23 - Dec. 10, 2022
Two players had 10+ rebounds - Ryan Nembhard (11) and Baylor Scheierman (10) at DePaul, 3/4/23

ASSISTS

10+ assists - Ryan Nembhard (12) vs. Holy Cross, 11/14/22
12+ assists - Ryan Nembhard (12) vs. Holy Cross, 11/14/22
15+ assists - Ralph Bobik (17) vs. Bradley, 1/22/74
8+ assists in three consecutive games - Maurice Watson Jr. (5), Nov. 29 - Dec. 17, 2016
10+ assists in two consecutive games - Maurice Watson Jr. (2), Dec. 9-17, 2016

BLOCKS

5+ blocks - Ryan Kalkbrenner (5) vs. #13 Xavier, 1/28/23
6+ blocks - Ryan Kalkbrenner (6) vs. Seton Hall, 1/3/23
7+ blocks - Gregory Echenique (7) at Missouri State, 1/22/11
8+ blocks - Doug Swenson (8) at UMKC, 11/18/98
9+ blocks - Benoit Benjamin (12) at Bradley, 2/2/85
10+ blocks - Benoit Benjamin (12) at Bradley, 2/2/85

STEALS

6+ steals - Damien Jefferson (6) at Providence, 1/2/21
7+ steals - P'Allen Stinnett (7) vs. Southern, 12/15/028
8+ steals - Latrell Wrightsell (8) vs. Drake, 3/2/91

MINUTES

Played the entire game - Ryan Nembhard (40) vs. #21 Connecticut, 2/11/23
Played over 40 minutes - Trey Alexander (49), Baylor Scheierman (47), Arthur Kaluma (47), Ryan Nembhard (47) and Ryan Kalkbrenner (45) at #24 Providence, 2/14/23

FOULS

Coach/Bench technical foul - Bench (Greg McDermott) vs. Butler, 2/8/22
Player technical foul - Baylor Scheierman vs. St. John's, 1/25/23
Player ejection - Alex O'Connell vs. Butler, 3/6/21
Two players fouled out - Damien Jefferson & Marcus Zegarowski vs. Georgetown, 2/3/21
Three players fouled out - Tyler McKinney, Dane Watts & Anthony Tolliver at Indiana State, 1/12/05

CREIGHTON TEAM

Scored 15 or less points in a half - at #4 Villanova (14), 1/25/15 (1st)
Scored 50+ points in a half - vs. Villanova (55), 3/9/23 (2nd)
Scored 55+ points in a half - vs. Villanova (55), 3/9/23 (2nd)
Scored 60+ points in a half - vs. Coe (60), 12/20/18 (1st)
Scored 100+ points - vs. St. John's (104), 1/25/23
Scored 100+ points (League) - vs. St. John's (104), 1/25/23
Scored 110+ points - vs. Coe (110), 12/20/18
Scored 110+ points (League) - vs. Bradley (111), 3/1/08
Scored 120+ points - at Miami (Fla.) (124), 2/10/64
Scored less than 50 points - vs. #8 Villanova (48), 3/12/22
Scored 100 points in two consecutive games - 103 vs. Washington State on 11/18/16 and 112 vs. North Carolina State on 11/20/16
Scored 100 points in consecutive league games - Never
Scored 100 points in 3+ consecutive games - Never
Won game by 50 points or more - vs. Coe (110-60), 12/20/18
Made 40 FG - vs Coe (42), 12/20/18
Attempted 75 FGA's - vs. Truman State (79), 1/14/17
Shot 65%+ from the field - .702 vs. Wichita State (33-47), 3/2/13
Game decided by one point - vs. Marquette (W 83-82), 2/20/22
Two consecutive games decided by one point - at DePaul (W 76-75) on 2/7/18 and vs. #5 Xavier (L 72-71) on 2/10/18
Three consecutive games decided by one point - vs. Boston College (W, 62-61) on 12/28/74, vs. Wake Forest (L, 70-69) on 12/30/74 and at Drake (W, 71-70) on 1/2/75
Shot 90% or better from FT line - 1.000 at St. John's (16-16), 2/18/23
Shot 100% from FT line - 1.000 vs. #11 Baylor (22-22), 3/19/23
Shot 50% or less from FT line - .471 vs. Holy Cross (8-17), 11/14/22
Made 0 FT - at Michigan (0), 11/12/19
Attempted 5 or less FT - at Marquette (5), 12/16/22
Made 30 FT - vs. Davidson (36), 3/21/11
Attempted 40 FT - vs. North Texas (40), 12/21/15
Won an overtime game - vs. San Diego State (72-69, OT), 3/17/22
Lost an overtime game - at #24 Providence (94-86, 2OT), 2/14/23
Played two overtimes - at #24 Providence (Lost 94-86), 2/14/23
Played three overtimes - vs. #13 DePaul (L, 85-82), 2/1/78
Played consecutive games that went to OT - vs. South Dakota (W 91-88, 2 OT), 12/9/14 & vs. Saint Mary's (L 67-71, OT), 12/13/14
Scored 75+ bench points - vs. Bradley (77), 3/1/08 (2OT)
Made GW shot with no time left - Ryan Nembhard vs. Southern Illinois, 11/22/21
Won rebounds by 20+ - at Butler (47-24), 1/17/23
Lost rebounds by 20+ - vs. BYU (50-29), 12/10/22
Did not make a three-pointer - at Illinois State (0-for-5), 2/20/93
Team made 15+ three-pointers - vs. Georgetown (19), 3/1/23
Team made 20+ three-pointers - vs. Coe (22), 12/20/18
Blocked 10+ shots - vs. Wichita State (10), 2/17/02
10+ blocks and 10+ three-pointers in same game - vs. Wichita State (10 blocks, 10 3FG's), 2/17/02
Shot 75%+ in a half - vs. Arkansas-Pine Bluff (.759; 22-29), 11/9/21 (2nd)
25+ assists - vs. Georgetown (27 assists on 33 FG), 3/1/23
15+ steals - at Georgetown (19), 2/9/21
Overcame 10 point halftime deficit to win - Trained 42-30 at half, won 70-65 vs. SIU Edwardsville, 11/27/21
Overcame 15 point deficit to win - Trained 56-40, won 70-65 vs. SIU Edwardsville, 11/27/21
Wasted 15 point lead in loss - Led 36-19 vs. #21 Xavier and lost 74-64, 1/29/22
Beat a top-5 team - vs. #5 Villanova (W 86-70), 2/13/21
Beat a top-10 team - vs. #9 Arkansas (W 90-87), 11/22/22
Beat a top-25 team - vs. #13 Xavier (W 84-67), 1/28/23
Beat a top-25 team on road - at #17 Connecticut (59-55), 2/1/22
Won the Conference Tournament - 2012-13 (MVC)
Was led by an interim head coach - Alan Huss vs. DePaul, 1/22/22
Won an in-season tournament - Cayman Islands Classic, 2018

OPPONENT INDIVIDUAL

Scored 50+ points - Markus Howard (53), #21 Marquette, 1/9/19 (OT)
Scored 40+ points - James Bouknight (40), Connecticut, 12/20/20 (OT)
Scored 35+ points - David Roddy (36), Colorado State, 11/21/21
Scored 30+ points - LJ Cryer (30), #11 Baylor, 3/19/23
Had 20+ points in a half - David Roddy (21), Colorado State, 11/21/21 (1st)
Three players had 20+ points - Devin Carter (25), Bryce Hopkins (20), Noah Locke (20) at #24 Providence, 2/14/23
Grabbed 20+ rebounds - Mac Koshwal (22), DePaul, 12/23/08
Grabbed 15+ rebounds - Adama Sanogo (16), #18 UConn, 3/2/22
Had a triple-double - Troy Taylor (10 pts., 10 reb., 10 ast.), Evansville, 12/29/12
Had 20+ points and 10+ rebounds - Bryce Hopkins (20 pts., 10 reb.), Providence, 1/14/23
Had 30+ points and 10+ rebounds - Oumar Ballo (30 pts., 13 reb.), #14 Arizona, 11/23/22
Had 20+ points and 20+ rebounds - Not since at least 1980-81
Made 6+ 3-pointers - Eric Dixon (6), Villanova, 2/25/23
Made 7+ 3-pointers - A.J. Reeves (7), #11 Providence, 2/26/22
Made 8+ 3-pointers - Markus Howard (10), #21 Marquette, 1/9/19 (OT)
Made 9+ 3-pointers - Markus Howard (10), #21 Marquette, 1/9/19 (OT)
Made 10+ 3-pointers - Markus Howard (10), #21 Marquette, 1/9/19 (OT)
Attempted 10+ three-point field goals - LJ Cryer (11), #11 Baylor, 3/19/23
Attempted 15+ three-point field goals - Zach Norvell Jr. (17), #1 Gonzaga, 12/1/18
Made 12+ free throws - Markus Howard (13), #21 Marquette, 1/9/19 (OT)
Made 15+ free throws - Khadeen Carrington (18), Seton Hall, 2/15/17
Had 15+ free throw attempts - Markus Howard (15), #21 Marquette, 1/9/19 (OT)
Had 20+ free throw attempts - Khadeen Carrington (22), Seton Hall, 2/15/17
Had 20+ points and 10+ assists - Manny Harris (20 pts., 11 ast.), #15 Michigan, 11/26/09
Had 10+ assists - Rasheem Dunn (10), St. John's, 3/1/20
Had 15+ assists - Anthony Manuel (15), Bradley, 3/9/88
Had 6+ steals - Quincy McKnight (6), Seton Hall, 2/17/19
Had 7+ steals - Bryan Mullins (8), Southern Illinois, 2/11/06
Had 8+ steals - Bryan Mullins (8), Southern Illinois, 2/11/06
Had 5+ blocks - Adama Sanogo (6), #18 UConn, 3/2/22
Had 6+ blocks - Adama Sanogo (6), #18 UConn, 3/2/22
Had 7+ blocks - Brandon Gilbeck (7), Western Illinois, 11/6/18
Played an entire game - Bryce Hopkins (50), #24 Providence, 2/14/23
Had 9+ turnovers - Jeremy Robinson (9), Chicago State, 11/13/11
Had 10+ turnovers - Marque Carrington (10), North Carolina A&T, 11/18/01
Made 12+ field goals - LJ Cryer (13), #11 Baylor, 3/19/23
Made 15+ field goals - Markus Howard (15), #21 Marquette, 1/9/19 (OT)
Attempted 20+ field goals - LJ Cryer (22), #11 Baylor, 3/19/23
Attempted 25+ field goals - Terquavion Smith (27), NC State, 3/17/23
Coach/Bench technical foul - #13 Xavier, 1/28/23
Coach/Bench multiple technical fouls - Coach (Ewing), Georgetown, 2/14/22
Coach ejection - Chris Mullin, St. John's, 2/28/16
Player technical foul - Primo Spears, Georgetown, 3/1/23
Player ejection - Nick Billingsley (Flagrant 2 foul), UTSA, 11/17/15

OPPONENT TEAM

Scored 10 or less points in a half - Bradley (10), 3/6/84 (2nd half)
Scored 15 or less points in a half - DePaul (15), 1/22/22 (2nd)
Scored 50+ points in a half - Villanova (51), 3/9/23 (2nd)
Scored 55+ points in a half - #21 Xavier (55), 1/29/22 (2nd)
Scored 60+ points in a half - #1 Gonzaga (62), 12/1/18 (2nd)
Scored less than 40 points - Maryland Eastern Shore (36), 12/15/17
Scored less than 50 points - DePaul (47), 1/22/22
Scored less than 50 points (League) - DePaul (47), 1/22/22
Scored 100+ points - #21 Marquette (106), 1/9/19 (OT)
Scored 100+ points (League) - #21 Marquette (106), 1/9/19 (OT)
Won game by 50 points or more - Illinois (66, 96-30), 1/15/49
Won game by 40 points or more - Iowa State (44, 107-63), 12/1/93
Won by 30+ points - #19 Villanova (75-41), 1/5/22
Shot 75%+ in a half - at #25 Georgetown (.750, 15-20), 1/3/15 (2nd)
Shot 65%+ from the field - #16 Villanova (.680, 34-50), 1/2/16
Shot 25% or less from the field - Maryland Eastern Shore (.233, 13-55), 12/15/17
Made 35 FG - #14 Arizona (36), 11/23/22
Attempted 75 FGA's - #24 Providence (76), 2/14/23
Made 30 FT - at George Mason (31), 12/12/09
Attempted 40 FT - vs. Massachusetts (40), 11/25/15
Attempted five or less FT - #21 Connecticut (4-4), 2/11/23
Shot 95%+ from FT line - 1.000, #21 Connecticut (4-4), 2/11/23
Shot 100% from FT line - 1.000, #21 Connecticut (4-4), 2/11/23
Did not make a free-throw - North Carolina Central (0-for-3) on 11/23/14
Did not make a three-pointer - Illinois State (0-for-8) on 12/12/99
Team made 15+ three-pointers - 20, Colorado State (20-for-34), 11/21/21
Team made 20+ three-pointers - 20, Colorado State (20-for-34), 11/21/21
Had 0 Offensive Rebounds: Coe, 12/20/18
30+ turnovers - Arkansas-Pine Bluff (30), 11/20/08
Blocked 10+ shots - #3 Oklahoma (11), 12/19/15
10+ blocks and 10+ three-pointers in same game - Fresno State (10 blocks, 13 3FG's), 12/16/06
25+ assists - Wichita State (25), 2/6/99
15+ steals - Baylor (18), 12/4/99
Made GW shot with no time left - Kris Dunn, #12 Providence, 1/12/16 (PC wins 50-48)
Had 3 or more players foul out - Memphis, 3/22/19

All-Time Record vs. Ranked Opponents (53-164)*

*AP Poll only

01/03/51	at #8 Villanova	L 43-61	03/04/74	#14 South Carolina	L 69-78	12/31/02	at #19 Xavier	L 73-75	01/04/20	at #11 Butler	L 57-71
03/06/53	at #15 Seattle	L 85-103	03/14/74	vs. #14 Kansas	L 54-55	02/24/04	at #16 Southern Illinois	L 60-68	01/07/20	#16 Villanova	L 59-64
01/10/52	at #9 Seton Hall	L 44-60	03/16/74	vs. #16 Louisville	W 80-71	01/31/06	#25 Northern Iowa	W 63-55	02/01/20	at #8 Villanova	W 76-61
02/25/53	at #11 Oklahoma City	L 58-79	12/20/74	at #2 Indiana	L 53-71	12/09/06	#24 Xavier	W 73-67	02/12/20	at #10 Seton Hall	W 87-82
03/07/53	at #15 Seattle	L 73-96	12/26/74	vs. #19 Oregon	L 64-75	02/10/07	at #21 Southern Illinois	L 68-72	02/18/20	at #19 Marquette	W 73-65
12/11/53	#14 Wyoming	L 65-71	03/08/75	#5 Marquette	L 60-64	03/04/07	vs. #11 Southern Illinois	W 67-61	02/23/20	#21 Butler	W 81-59
02/01/54	#16 Wichita State	L 68-72	03/15/75	vs. #4 Maryland	L 79-83	03/16/07	vs. #15 Nevada	L 71-77 (OT)	03/07/20	#8 Seton Hall	W 77-60
02/04/54	at #16 Oklahoma City	L 54-69	12/27/75	vs. #20 Minnesota	L 74-80	12/05/07	at #21 Xavier	L 66-79	12/08/20	at #5 Kansas	L 72-73
02/07/55	#9 Marquette	L 77-88	01/21/76	at #3 Marquette	L 62-76	01/22/08	#22 Drake	L 60-68 (OT)	12/23/20	#22 Xavier	W 66-61
02/01/56	at #14 Holy Cross	L 60-97	12/28/76	vs. #20 Auburn	W 81-76	01/30/08	at #16 Drake	L 65-75	01/23/21	#23 Connecticut	W 74-66
02/03/56	at #13 St. Francis (N.Y.)	L 75-99	12/29/76	at #14 Louisville	L 66-69 (2OT)	03/08/08	vs. #20 Drake	L 67-75	02/13/21	#5 Villanova	W 86-70
03/01/57	at #18 Oklahoma City	L 70-97	03/05/77	#19 Marquette	L 60-72	11/14/09	at #21 Dayton	L 80-90	03/03/21	at #10 Villanova	L 60-72
12/09/58	#17 Marquette	L 49-53	01/28/78	at #13 Indiana State	W 72-64	11/26/09	vs. #15 Michigan	L 76-83 (OT)	03/28/21	vs. #1 Gonzaga	L 65-83
12/26/59	at #7 Saint Louis	L 66-84	02/01/78	#13 DePaul	L 82-85 (3OT)	12/19/09	at #19 New Mexico	L 61-66	12/04/21	#19 Iowa State	L 58-64
01/04/60	at #11 Detroit	L 78-94	02/07/78	at #3 Marquette	L 57-82	12/01/10	#21 BYU	L 65-77	12/11/21	vs. #24 BYU	W 83-71
12/19/60	#5 North Carolina	L 64-72	03/12/78	vs. #4 DePaul	L 78-80	03/18/12	vs. #4 North Carolina	L 73-87	12/17/21	#9 Villanova	W 79-59
01/30/61	at #7 St. John's (N.Y.)	L 75-84	01/20/79	#5 Indiana State	L 80-90	03/24/13	vs. #6 Duke	L 50-66	01/05/22	at #19 Villanova	L 41-75
03/16/62	vs. #2 Cincinnati	L 46-66	01/27/79	at #3 Indiana State	L 69-77	01/20/14	at #4 Villanova	W 96-68	01/15/22	at #17 Xavier	L 73-80
12/18/62	at #6 Colorado	L 55-76	01/30/79	#10 Marquette	L 77-79	02/16/14	#6 Villanova	W 101-80	01/29/22	#21 Xavier	L 64-74
02/25/63	at #4 Arizona State	L 70-73	01/28/80	#1 DePaul	L 73-84	03/23/14	vs. #23 Baylor	L 55-85	02/01/22	at #17 Connecticut	W 59-55
12/13/63	#4 Arizona State	W 84-83	02/09/81	at #3 DePaul	L 57-83	11/19/14	#18 Oklahoma	W 65-63	02/26/22	at #11 Providence	L 51-72
12/21/63	vs. #6 UCLA	L 79-95	02/21/81	at #14 Wichita State	L 70-83	01/03/15	at #25 Georgetown	L 61-76	03/02/22	#18 Connecticut	W 64-62
03/13/64	at #5 Wichita State	L 68-84	01/04/82	at #13 Tulsa	L 55-80	01/10/15	#19 Seton Hall	L 67-68	03/11/22	vs. #11 Providence	W 85-58
12/02/64	at #8 Kansas State	L 82-96	01/11/82	#5 DePaul	L 67-76	01/25/15	at #4 Villanova	L 50-71	03/12/22	vs. #8 Villanova	L 48-54
01/11/65	at #7 St. John's (N.Y.)	L 66-72	01/14/82	at #16 Wichita State	L 56-69	01/31/15	#21 Georgetown	L 40-67	03/19/22	vs. #3 Kansas	L 72-79
12/01/65	#10 Kansas State	W 83-75	02/13/82	#7 Tulsa	L 63-70	02/16/15	#19 Butler	L 56-58	11/21/22	vs. #21 Texas Tech	W 76-65
12/09/65	#9 Bradley	L 79-88	03/02/82	at #10 Tulsa	L 81-106	03/03/15	#4 Villanova	L 72-76	11/22/22	vs. #9 Arkansas	W 90-87
12/18/65	at #6 Minnesota	L 77-89	02/10/83	#17 Illinois State	W 53-41	03/12/15	vs. #23 Georgetown	L 55-60	11/23/22	vs. #14 Arizona	L 79-81
02/19/66	at #8 St. Joseph's (Pa.)	L 90-96	02/24/83	at #12 Wichita State	L 71-81	11/19/15	at #14 Indiana	L 65-86	12/01/22	at #2 Texas	L 67-72
12/21/66	#6 New Mexico	L 68-79	12/31/83	#4 DePaul	L 57-59 (OT)	12/19/15	at #3 Oklahoma	L 74-87	01/07/23	at #4 Connecticut	L 60-69
02/13/67	#5 Houston	L 80-87	01/26/84	at #12 Tulsa	L 64-75	01/02/16	#16 Villanova	L 71-85	01/11/23	at #12 Xavier	L 87-90
02/25/67	at #7 Houston	L 73-87	02/16/84	#12 Tulsa	L 80-82 (OT)	01/12/16	#12 Providence	L 48-50	01/14/23	#19 Providence	W 73-67
02/19/68	at #4 St. Bonaventure	L 84-97	03/10/84	at #12 Tulsa	L 68-70 (OT)	01/23/16	#18 Butler	W 72-64	01/28/23	#13 Xavier	W 84-67
02/29/68	at #8 Marquette	L 57-75	12/27/84	at #9 DePaul	L 58-87	02/03/16	at #3 Villanova	L 58-83	02/11/23	#21 Connecticut	W 56-53
12/13/68	vs. #11 Kansas	L 65-78	02/16/85	#15 Tulsa	L 63-78	02/09/16	#5 Xavier	W 70-56	02/14/23	at #24 Providence	L 86-94 (2OT)
12/27/68	vs. #12 Illinois	L 77-90	12/30/85	at #18 Notre Dame	L 54-80	03/05/16	at #5 Xavier	L 93-98	02/21/23	#10 Marquette	L 71-73
01/07/69	at #11 LaSalle	L 84-103	01/25/86	#17 Bradley	L 50-64	11/15/16	#9 Wisconsin	W 79-67	03/10/23	vs. #15 Xavier	L 60-82
01/10/69	at #15 Duquesne	L 59-66	02/08/86	at #13 Bradley	L 59-79	12/31/16	#1 Villanova	L 70-80	03/19/23	vs. #11 Baylor	W 85-76
03/01/69	#18 Marquette	L 76-79	12/17/86	at #19 DePaul	L 64-74	01/11/17	#12 Butler	W 75-64			
12/27/69	at #7 New Mexico State	L 78-93	12/26/86	vs. #6 Oklahoma	L 89-106	01/16/17	at #22 Xavier	W 72-67			
01/29/70	#5 New Mexico State	W 72-68	12/23/87	at #15 UNLV	L 59-90	01/31/17	at #16 Butler	W 76-67			
02/07/70	at #16 Houston	L 77-78 (OT)	02/13/88	at #15 Bradley	L 68-98	02/25/17	at #2 Villanova	L 63-79			
02/28/70	at #8 Marquette	L 66-76	02/18/88	#17 Bradley	L 67-83	03/11/17	vs. #12 Villanova	L 60-74			
03/04/70	#13 Houston	L 58-62	03/06/88	at #14 Bradley	L 77-101	11/15/17	at #20 Northwestern	W 92-88			
12/29/70	vs. #9 Jacksonville	L 85-94	03/17/89	vs. #6 Missouri	L 69-85	11/20/17	vs. #23 UCLA	W 100-69			
01/30/71	#17 Duquesne	L 69-72	12/04/89	at #5 Missouri	L 79-86	11/21/17	vs. #22 Baylor	L 59-65			
02/19/71	at #11 LaSalle	L 61-64	03/14/91	vs. #15 New Mexico St.	W 64-56	12/01/17	at #15 Gonzaga	L 74-91			
03/01/71	#2 Marquette	L 61-66	03/16/91	vs. #13 Seton Hall	L 69-81	12/28/17	at #23 Seton Hall	L 84-90			
12/11/71	at #15 BYU	L 68-96	12/10/92	at #25 Nebraska	L 83-100	01/13/18	at #10 Xavier	L 70-92			
12/22/71	vs. #10 St. John's (N.Y.)	L 73-94	01/18/95	#14 Iowa State	L 52-70	01/17/18	#19 Seton Hall	W 80-63			
01/03/72	at #6 Ohio State	L 76-94	11/30/96	vs. #24 Minnesota	L 63-64	02/01/18	at #1 Villanova	L 78-98			
02/06/72	#17 Jacksonville	W 71-66	12/20/98	#18 Oklahoma State	W 66-60	02/10/18	#5 Xavier	L 71-72			
02/19/72	at #2 Marquette	L 61-70	03/13/99	vs. #5 Maryland	L 63-75	02/24/18	#3 Villanova	W 89-83 (OT)			
03/01/72	at #8 South Carolina	L 64-81	11/27/99	#23 Iowa	W 85-76	11/21/18	vs. #16 Clemson	W 87-82			
01/20/73	at #5 Long Beach State	L 51-68	01/12/00	#19 Tulsa	L 67-75	12/01/18	#1 Gonzaga	L 92-103			
02/05/73	at #15 Jacksonville	L 62-78	03/16/00	vs. #24 Auburn	L 69-72	12/08/18	at #24 Nebraska	L 75-94			
02/17/73	#7 Houston	W 78-77	03/15/01	vs. #24 Iowa	L 56-69	01/09/19	#21 Marquette	L 104-106 (OT)			
03/05/73	#5 Marquette	L 49-61	11/27/01	#17 Western Kentucky	W 94-91 (2OT)	02/06/19	at #14 Villanova	L 59-66 (OT)			
02/09/74	at #6 Marquette	W 75-69	03/15/02	vs. #15 Florida	W 83-82 (2OT)	03/03/19	at #10 Marquette	W 66-60			
			03/17/02	vs. #13 Illinois	L 60-72	11/29/19	vs. #12 Texas Tech	W 83-76 (OT)			

Notes About The AP Poll

- The AP poll started on Jan. 20, 1949.
- Third-ranked Villanova (on 2/24/18) is the highest-ranked team Creighton has ever beaten.
- Creighton snapped a 22-game losing streak against Top 10 teams on January 20, 2014, with a 28-point win at #4 Villanova.
- Creighton snapped a 25-game losing streak in true road games vs. ranked teams with a 28-point win at #4 Villanova on Jan. 20, 2014.
- Creighton lost its first 20 games vs. ranked teams.
- Creighton lost its first 34 away games vs. ranked teams.
- Creighton is 16-20 vs. ranked teams while ranked itself.
- Underscores in this chart indicate a different Creighton coach.

Records vs. Ranked Teams in Postseason Play (4-17)

Event	Date	Opponent	Result	Event	Date	Opponent	Result
NCAA	3/16/62	vs. #12 Cincinnati	L 46-66	NCAA	3/15/01	vs. #24 Iowa	L 56-69
NCAA	3/13/64	at #5 Wichita State	L 68-84	NCAA	3/15/02	vs. #15 Florida	W 83-82 (2OT)
NCAA	3/14/74	vs. #14 Kansas	L 54-55	NCAA	3/17/02	vs. #13 Illinois	L 60-72
NCAA	3/16/74	vs. #16 Louisville	W 80-71	NCAA	3/16/07	vs. #15 Nevada	L 71-77 (OT)
NCAA	3/15/75	vs. #4 Maryland	L 79-83	NCAA	3/18/12	vs. #4 North Carolina	L 73-87
NCAA	3/12/78	vs. #4 DePaul	L 78-80	NCAA	3/24/13	vs. #6 Duke	L 50-66
NCAA	3/17/89	vs. #6 Missouri	L 69-85	NCAA	3/23/14	vs. #23 Baylor	L 55-85
NCAA	3/14/91	vs. #15 New Mexico St.	W 64-56	NCAA	3/28/21	vs. #1 Gonzaga	L 65-83
NCAA	3/16/91	vs. #13 Seton Hall	L 69-81	NCAA	3/19/22	vs. #3 Kansas	L 72-79
NCAA	3/13/99	vs. #5 Maryland	L 63-75	NCAA	3/19/23	vs. #11 Baylor	W 85-76
NCAA	3/16/00	vs. #24 Auburn	L 69-72				

CU Coaches vs. Ranked Teams

Coach	All	Home	Away	Neut.	Coach	vs. Top 10	vs. Top 11-25
Belford	0-2	0-0	0-2	0-0	Belford	0-2	0-0
Salerno	0-7	0-3	0-4	0-0	Salerno	0-1	0-6
Thomsen	0-4	0-1	0-3	0-0	Thomsen	0-0	0-4
McManus	2-24	2-5	0-15	0-4	McManus	2-18	0-6
Sutton	5-18	3-5	1-10	1-3	Sutton	3-10	2-8
Apke	2-17	0-6	1-7	1-4	Apke	0-11	2-6
Reed	1-12	1-5	0-7	0-0	Reed	0-5	1-7
Barone	1-12	0-2	0-7	1-3	Barone	0-3	1-9
Johnson	0-1	0-0	0-1	0-0	Johnson	0-0	0-1
Altman	7-18	5-3	0-7	2-8	Altman	0-1	7-17
McDermott	35-49	18-15	9-28	8-11	McDermott	12-22	23-27
Total	53-164	29-45	11-86	13-33	Total	17-73	36-91

Miscellaneous Statistics

Opponent	Bench Points				Paint Points			Points Off Turnovers			Second Chance Points		Biggest CU Lead	Biggest CU Deficit	Lead Changes	Times Tied	Time CU Led	Time CU Trailed	
	W-L	CU	Opp.	Diff.	CU	Opp.	Diff.	CU	Opp.	Diff.	CU	Opp.							
St. Thomas	W	15	2	+13	34	26	+8	16	5	+11	15	5	+10	15	1	6	8	34:32	0:59
North Dakota	W	29	24	+5	50	22	+28	23	10	+13	24	0	+24	41	4	1	1	34:16	4:02
Holy Cross	W	41	17	+24	46	26	+20	20	6	+14	10	9	+1	34	-	-	-	39:39	-
UC Riverside	W	22	20	+2	42	34	+8	9	7	+2	9	4	+5	31	1	4	1	38:23	1:01
#21 Texas Tech	W	4	4	-	30	38	(-8)	13	13	-	14	5	+9	14	7	3	2	29:16	6:42
#9 Arkansas	W	3	21	(-18)	42	42	--	3	21	(-18)	5	15	(-10)	12	2	10	10	33:45	2:08
#14 Arizona	L	11	11	-	24	48	(-24)	19	4	+15	2	6	(-4)	1	14	4	4	2:16	36:51
#2 Texas	L	0	13	(-13)	36	36	--	5	11	(-6)	5	11	(-6)	2	11	11	6	4:41	32:34
Nebraska	L	16	5	+11	16	46	(-30)	5	10	(-5)	7	7	--	4	12	5	5	4:58	28:31
BYU	L	8	36	(-28)	24	42	(-18)	11	18	(-7)	5	21	(-16)	8	11	13	12	12:52	23:10
Arizona State	L	7	23	(-16)	22	16	+6	10	9	+1	11	10	+1	10	11	3	5	13:36	22:40
Marquette	L	7	21	(-14)	38	42	(-4)	8	18	(-10)	4	5	(-1)	6	18	8	2	4:58	33:32
Butler	W	14	17	(-3)	38	32	+6	11	5	+6	9	5	+4	22	9	1	2	10:36	27:28
DePaul	W	6	17	(-11)	14	22	(-8)	7	8	(-1)	9	10	(-1)	17	-	-	-	39:34	-
Seton Hall	W	17	27	(-10)	30	24	+6	24	6	+18	8	13	(-5)	32	3	4	2	35:50	1:48
#4 Connecticut	L	3	4	(-1)	26	20	+6	0	7	(-7)	14	9	+5	4	12	10	2	6:02	33:26
#12 Xavier	L	3	17	(-14)	38	32	+6	13	12	+1	7	15	(-8)	7	7	5	13	19:50	14:12
#19 Providence	W	4	4	-	46	32	+14	17	10	+7	8	20	(-12)	16	4	2	6	33:53	2:06
Butler	W	18	11	+7	44	20	+24	10	8	+2	14	6	+8	22	3	4	1	36:23	2:29
St. John's	W	29	9	+20	46	42	+4	17	6	+11	14	11	+3	31	4	3	3	32:52	2:42
#13 Xavier	W	9	12	(-3)	48	42	+6	10	14	(-4)	9	4	+5	19	5	3	2	34:16	4:07
Georgetown	W	0	14	(-14)	28	26	+2	4	11	(-7)	16	6	+10	14	1	4	1	35:17	2:29
Villanova	W	0	0	--	22	22	--	13	13	--	7	4	+3	10	3	11	9	28:08	4:44
Seton Hall	W	9	12	(-3)	28	24	+4	11	18	(-7)	4	1	+3	13	6	10	8	27:48	7:02
#21 Connecticut	W	7	12	(-5)	24	18	+6	13	8	+5	7	13	(-6)	9	2	4	3	34:49	0:39
#24 Providence	L	4	7	(-3)	38	36	+2	4	18	(-14)	8	10	(-2)	6	8	20	17	15:34	24:12
St. John's	W	20	21	(-1)	20	34	(-14)	18	11	+7	13	6	+7	12	2	3	3	36:30	0:48
#10 Marquette	L	15	2	+13	30	46	(-16)	14	13	+1	7	8	(-1)	12	10	5	7	24:33	11:13
Villanova	L	10	15	(-5)	28	34	(-6)	4	9	(-5)	14	9	+5	2	17	2	3	0:22	37:05
Georgetown	W	25	22	+3	28	14	+14	14	10	+4	14	9	+5	43	-	-	-	39:23	-
DePaul	W	14	22	(-8)	34	36	(-2)	4	22	(-18)	21	12	+9	18	3	1	1	35:42	2:14
Villanova	W	6	3	+3	28	26	+2	14	13	+1	7	5	+2	20	--	-	-	39:41	--
#15 Xavier	L	3	14	(-11)	24	40	(-16)	6	17	(-11)	10	16	(-6)	5	22	1	3	2:47	35:49
NC State	W	2	4	(-2)	40	32	+8	4	10	(-6)	6	8	(-2)	10	7	6	4	33:41	3:54
#11 Baylor	W	9	6	+3	16	38	(-22)	14	14	--	8	11	(-3)	18	3	2	2	37:19	1:32
Princeton																			
2022-23 TOTAL	23-12	390	469	(-79)	1,122	1,110	+12	388	395	(-7)	345	309	+36	43	22	169	148	894:02	412:09
2021-22 TOTAL	23-12	331	672	(-341)	1,150	1,028	+122	398	528	(-130)	333	324	+9	32	35	160	122	770:52	542:56
2020-21 TOTAL	22-9	476	466	+10	1,012	876	+136	432	360	+72	296	301	(-5)	42	31	127	98	758:40	421:55
2019-20 TOTAL	24-7	465	496	(-31)	956	894	+62	443	336	+107	268	382	(-114)						
2018-19 TOTAL	20-15	661	565	+96	1,092	1,108	(-16)	493	500	(-7)	297	329	(-32)						
2017-18 TOTAL	21-12	806	577	+229	1,162	1,022	+140	490	421	+69	283	333	(-50)						
2016-17 TOTAL	25-10	706	620	+86	1,292	1,046	+246	585	446	+139	342	362	(-20)						
2015-16 TOTAL	20-15	925	682	+243	1,182	1,014	+168	486	411	+75	351	343	+8						
2014-15 TOTAL	14-19	898	563	+335	828	746	+82	373	435	(-62)	333	342	(-9)						
2013-14 TOTAL	27-8	744	506	+238	1,066	940	+126	421	371	+50	365	334	+61						
2012-13 TOTAL	28-8	712	578	+134	1,102	928	+174	460	434	+26	325	329	(-4)						
2011-12 TOTAL	29-6	730	635	+95	1,190	984	+206	452	457	(-5)	396	304	+92						
2010-11 TOTAL	23-16	726	680	+46	1,070	1,064	+6	415	509	(-94)	378	369	+9						
2009-10 TOTAL	18-16	871	694	+177	880	898	(-18)	432	455	(-23)	354	316	+38						
2008-09 TOTAL	27-8	923	559	+364	836	902	(-66)	653	410	+243	340	377	(-37)						
2007-08 TOTAL	22-11	1,218	651	+567	854	824	+30	585	429	+156	349	361	(-12)						
2006-07 TOTAL	22-11	356	473	(-117)	808	724	+84	502	385	+117	304	305	(-1)						
2005-06 TOTAL	20-10	445	423	+22	750	680	+70	446	398	+48	307	294	+13						
2004-05 TOTAL	23-11	800	595	+205	792	968	(-176)	542	440	+102	340	374	(-34)						
2003-04 TOTAL	20-9	725	597	+128	766	802	(-36)	448	379	+69	285	265	+20						

By Starting Line-up

Guard	Guard	Guard	Forward	Center	W-L
Nembhard	Alexander	Scheierman	Kaluma	Kalkbrenner	23-9
Nembhard	Alexander	Scheierman	Kaluma	King	0-3

Creighton's First Points

Name	Creighton's First Points
Ryan Kalkbrenner	10 (6-4)
Trey Alexander	7 (6-1)
Arthur Kaluma	6 (3-3)
Ryan Nembhard	5 (5-0)
Baylor Scheierman	5 (3-2)
Fredrick King	2 (0-2)

Charges Taken

Name	Charges Taken
Baylor Scheierman	5
Francisco Farabello	4
Ryan Nembhard	4
Arthur Kaluma	3
Shereef Mitchell	3
Trey Alexander	2
Ryan Kalkbrenner	2
Mason Miller	2

Four-Point Plays

Name	4-pt. Plays
Baylor Schierman	2
Francisco Farabello	1

Technical Fouls

Name	Technical Fouls
Shereef Mitchell	1
Baylor Scheierman	1

First Substitutions

Name	First Sub
Francisco Farabello	17 (11-6)
Fredrick King	14 (11-3)
Mason Miller	11 (6-5)
Shereef Mitchell	6 (5-1)

Opening Tip Jump Ball Summary

Name	Jumps Won	Jumps Lost
Ryan Kalkbrenner	17 (13-4)	15 (10-5)
Fredrick King	0 (0-0)	3 (0-3)

Greg McDermott's Situational Records As A Division I Head Coach

Category	Overall	2022-23 Only	Creighton	Iowa State	Northern Iowa
Record	448-280	23-12	299-149	59-68	90-63
Home	284-82	13-2	181-42	48-24	55-16
Away	106-155	5-6	73-80	9-36	24-39
Neutral	58-43	5-4	45-27	2-8	11-8
vs. BIG EAST Teams (at time of game)	120-86	15-7	120-85	0-0	0-1
Home	64-28	9-1	64-28	0-0	0-0
Away	45-48	5-5	45-48	0-0	0-0
Neutral	11-10	1-1	11-9	0-0	0-1
BIG EAST Tournament	10-9	1-1	10-9	0-0	0-0
Non-Conference games	235-100	9-6	153-56	41-22	41-22
Home	152-18	4-1	95-9	34-6	23-3
Away	25-39	0-1	13-20	5-8	7-11
Neutral	58-43	5-4	45-27	2-8	11-8
Versus AP ranked opponents	42-71	6-7	35-49	1-19	6-3
Home	24-24	3-1	18-15	0-9	6-0
Away	10-33	0-4	9-23	1-9	0-1
Neutral	8-14	3-2	8-11	0-1	0-2
Single-Overtime games	18-12	0-0	9-6	3-3	6-3
Double-Overtime games	4-3	0-1	2-1	1-1	1-1
Leading at halftime	366-73	22-3	250-43	43-18	73-12
Tied at halftime	11-14	1-0	7-4	2-5	2-5
Trailing at halftime	71-192	0-9	42-102	14-45	15-46
Final margin 3 points or less	53-56	2-5	31-33	10-8	12-15
Final margin 10 points or less	183-165	8-9	107-91	30-33	46-41
Games in November	99-24	6-1	69-12	19-6	11-6
Games in December	102-49	2-5	62-27	16-11	24-11
Games in January	106-79	5-2	67-40	14-18	25-21
Games in February	88-78	5-3	57-38	8-23	23-17
Games in March	53-49	5-1	44-31	2-10	7-8
Games in April	0-1	0-0	0-1	0-0	0-0
CBI Games	4-2	0-0	4-2	0-0	0-0
NIT Games	4-2	0-0	4-2	0-0	0-0
NCAA Games	6-10	0-0	6-7	0-0	0-3
Team scores 49 points or less	1-18	0-0	0-5	0-8	1-5
Team scores 50-59 points	22-78	1-2	9-38	8-21	5-19
Team scores 60-69 points	85-111	2-4	40-54	17-31	28-26
Team scores 70-79 points	139-51	8-3	91-33	20-6	28-12
Team scores 80-89 points	123-18	7-3	87-15	10-2	26-1
Team scores 90-99 points	56-3	4-0	50-3	4-0	2-0
Team scores 100+ points	22-1	1-0	22-1	0-0	0-0
Team allows 49 points or less	34-1	0-0	14-0	8-0	12-1
Team allows 50-59 points	107-15	6-0	63-6	24-2	20-7
Team allows 60-69 points	175-82	12-3	123-40	18-23	34-19
Team allows 70-79 points	101-98	4-4	73-51	7-25	21-22
Team allows 80-89 points	27-65	1-3	22-35	2-17	3-13
Team allows 90-99 points	3-17	0-2	3-15	0-1	0-1
Team allows 100+ points	0-3	0-0	0-3	0-0	0-0
Team outrebounds opponent	276-74	19-4	201-40	37-17	48-17
Team shoots 50% or better	228-20	14-1	174-13	15-1	39-6
Team shoots less than 50%	220-259	9-10	125-135	44-67	51-57
Team holds opponent to less than 50%	421-188	23-9	279-97	57-52	85-39
Team holds opponent to less than 40%	213-39	10-1	135-21	40-10	37-8
Team holds opponent to less than 30%	16-2	0-0	8-1	5-0	3-1

2022-23 Individual Season Bests

	Creighton	Opponent
Points	32 Trey Alexander vs. DePaul, 12/25	31 Eric Dixon, Villanova, 2/25
Field Goals	11 Trey Alexander vs. DePaul, 12/25	14 Oumar Ballo, #14 Arizona, 11/23
	11 Ryan Kalkbrenner vs. NC State, 3/17	
Field Goal Attempts	18 Baylor Scheierman at #12 Xavier, 1/11	27 Terquavion Smith, NC State, 3/17
Field Goal Pct. (min. 5 att)	1.000 Ryan Kalkbrenner (10-10) vs. Holy Cross, 11/14	1.000 Juwan Gary (5-5), Nebraska, 12/4
	1.000 Fredrick King (8-8) at Marquette, 12/16	
	1.000 Ryan Kalkbrenner (7-7) vs. #15 Xavier, 3/10	
3-pt Field Goals	7 Trey Alexander vs. DePaul, 12/25	6 Eric Dixon, Villanova, 2/25
	7 Trey Alexander vs. Georgetown, 3/1	
3-pt Field Goal Attempts	13 Baylor Scheierman at #2 Texas, 12/1	11 LJ Cryer, #11 Baylor, 3/19
3-pt Field Goal Pct. (min. 5 att)	.700 Trey Alexander (7-10) vs. Georgetown, 3/1	.833 Bo Montgomery (5-6), Holy Cross, 11/14
Free Throws	10 Ryan Nembhard vs. #9 Arkansas, 11/22	9 Rudi Williams, BYU, 12/10
	10 Trey Alexander vs. BYU, 12/10	
	10 Trey Alexander vs. #19 Providence, 1/14	
	10 Ryan Nembhard vs. #11 Baylor, 3/19	
Free Throw Attempts	12 Ryan Nembhard vs. #9 Arkansas, 11/22	11 Rudi Williams, BYU, 12/10
	12 Trey Alexander vs. BYU, 12/10	
Free Throw Pct. (min. 5 att)	1.000 Ryan Nembhard (10-10) vs. #11 Baylor, 3/19	1.000 Jared Bynum (6-6), #24 Providence (2OT), 2/14
	1.000 Ryan Nembhard (6-6) vs. St. Thomas, 11/7	1.000 Jordan Hawkins (6-6), #4 Connecticut, 1/7
	1.000 Arthur Kaluma (6-6) vs. St. John's, 1/25	1.000 Posh Alexander (5-5), St. John's, 2/18
	1.000 Ryan Nembhard (6-6) at St. John's, 2/18	
	1.000 Ryan Kalkbrenner (6-6) vs. Georgetown, 3/1	
	1.000 Baylor Scheierman (6-6) vs. #15 Xavier, 3/10	
	1.000 Arthur Kaluma (6-6) vs. NC State, 3/17	
	1.000 Trey Alexander (6-6) vs. #11 Baylor, 3/19	
Rebounds	16 Arthur Kaluma at #4 Connecticut, 1/7	13 Oumar Ballo, #14 Arizona, 11/23
Assists	12 Ryan Nembhard vs. Holy Cross, 11/14	9 Kerr Kriisa, #14 Arizona, 11/23
Blocked Shots	6 Ryan Kalkbrenner vs. Seton Hall, 1/3	3 Trevon Brazile, #9 Arkansas, 11/22
		3 Atiki Ally Atiki, BYU, 12/10
		3 Ben Gold, Marquette, 12/16
		3 Devin Carter, #19 Providence, 1/14
		3 Jalen Thomas, Butler, 1/17
		3 Eric Dixon, Villanova, 2/4
		3 KC Ndefo, Seton Hall, 2/8
		3 Nick Ongenda, DePaul, 3/4
Steals	4 Baylor Scheierman vs. Nebraska, 12/4	5 Kadary Richmond, Seton Hall, 2/8
		5 Dylan Addae-Wusu, St. John's, 2/18
		5 Stevie Mitchell, #10 Marquette, 2/21/23
Minutes	49 Trey Alexander at #24 Providence (2OT), 2/14	50 Bryce Hopkins, #24 Providence (2OT), 2/14

Team Highs and Lows

	Creighton	Opponent
Points	104 St. John's, 1/25	94 #24 Providence (2OT), 2/14
Low	53 Nebraska, 12/4	51 UC Riverside, 11/17
Points, Half	55 vs. Villanova, 3/9 (2nd)	53 #9 Arkansas, 11/22 (2nd)
Low	23 Nebraska, 12/4 (1st)	21 Georgetown, 2/1 (1st)
Field Goals	38 North Dakota, 11/10	36 #14 Arizona, 11/23
	38 St. John's, 1/25	
Low	19 #21 UConn, 2/11	20 Butler, 1/17
Field Goal Attempts	74 North Dakota, 11/10	76 #24 Providence (2OT), 2/14
Low	44 at Seton Hall, 2/8	49 Villanova, 2/4
Field Goal Percentage	.614 at Seton Hall, 2/8 (27-44)	.529 #14 Arizona, 11/23 (36-68)
Low	.308 Nebraska, 12/4 (20-65)	.318 Georgetown (21-66), 3/1
Field Goal Percentage, Half	.650 at Seton Hall, 2/8 (13-20) (2nd)	.600 North Dakota, 11/10 (15-25) (2nd)
Low	.242 at #4 Connecticut, 1/7 (8-33) (2nd)	.250 Georgetown, 3/1 (8-32) (1st)
3-pt Field Goals	19 vs. Georgetown, 3/1	13 Villanova, 3/9
Low	2 at #4 Connecticut, 1/7	2 Butler, 12/22
3-pt Field Goal Attempts	40 Nebraska, 12/4	30 Villanova, 3/9
Low	14 #9 Arkansas, 11/22	10 St. John's, 2/18
3-pt Field Goal Percentage	.600 at Seton Hall, 2/8 (12-20)	.571 Butler, 1/17 (8-14)
Low	.125 at #4 Connecticut, 1/7 (2-16)	.158 UC Riverside, 11/17 (3-19)
Free Throws Made	24 vs. BYU, 12/10	19 #4 Connecticut, 1/7
Low	3 Nebraska, 12/4	3 St. Thomas, 11/7
		3 North Dakota, 11/10
		3 #13 Xavier, 1/28
Free Throw Attempts	32 vs. BYU, 12/10	23 BYU, 12/10
Low	5 Nebraska, 12/4	23 #4 Connecticut, 1/7
	5 at Marquette, 12/16	4 St. Thomas, 11/7
		4 #13 Xavier, 1/28
		4 #21 UConn, 2/11
Free Throw Percentage	1.000 vs. #11 Baylor, 3/19 (22-22)	1.000 #21 UConn, 2/11 (4-4)
	1.000 at St. John's, 2/18 (16-16)	
Low	.471 Holy Cross, 11/14 (8-17)	.500 North Dakota, 11/10 (3-6)
Rebounds	49 North Dakota, 11/10	50 BYU, 12/10
	49 at #4 Connecticut, 1/7	
Low	28 vs. #15 Xavier, 3/10	16 Seton Hall, 2/8
Assists	28 Holy Cross, 11/14	22 #12 Xavier, 1/11
Low	5 at #4 Connecticut, 1/7	3 NC State, 3/17
Blocked Shots	9 Seton Hall, 1/3	8 #4 Connecticut, 1/7
Low	1 #21 UConn, 2/11	0 Holy Cross, 11/14
		0 #10 Marquette, 2/21
Steals	9 North Dakota, 11/10	12 Seton Hall, 2/8
	9 Nebraska, 12/4	
	9 #21 UConn, 2/11	
	9 at St. John's, 2/18	
Low	1 at #4 Connecticut, 1/7	1 UC Riverside, 11/17
	1 at #24 Providence (2OT), 2/14	
	1 at Villanova, 2/25	
Turnovers	19 at Seton Hall, 2/8	20 BYU, 12/10
Low	5 St. Thomas, 11/7	3 #2 Texas, 12/1
		3 Villanova, 2/25

Individual Single-Game Bests Under Greg McDermott (2010-Present)

	Creighton	Opponent
Points	45 Doug McDermott vs. Providence, 3/8/14	53 Markus Howard, #21 Marquette, 1/9/19 (OT)
Field Goals	18 Doug McDermott at Bradley, 1/7/12	17 Colt Ryan, Evansville, 2/21/12 (OT)
Field Goal Attempts	26 Doug McDermott vs. St. John's, 1/28	26 Allen Crabbe, California, 12/15/12
Field Goal Pct. (most FG, no misses)	1.000 Ryan Kalkbrenner (10-10) vs. Holy Cross, 11/14/22	1.000 Kur Kuath (5-5), Marquette, 2/20/22
3-pt Field Goals	11 Mitch Ballock vs. DePaul, 3/9/19	10 Markus Howard, #21 Marquette, 1/9/19 (OT)
3-pt Field Goal Attempts	18 Ryan Hawkins at Georgetown, 2/12/22	17 Zach Norvell Jr., #1 Gonzaga, 12/1/18
3-pt Field Goal Pct. (most 3FG, no misses)	1.000 Marcus Zegarowski (7-7) vs. #21 Butler, 2/23/20	1.000 Marc Sonnen (5-5), Northern Iowa, 1/10/12
Free Throws	14 Austin Chatman vs. South Dakota (2OT), 12/9/14	18 Khadeen Carrington, Seton Hall, 2/15/17
Free Throw Attempts	16 Doug McDermott vs. Seton Hall, 2/23/14	22 Khadeen Carrington, Seton Hall, 2/15/17
Free Throw Pct. (most FT, no misses)	1.000 Doug McDermott (13-13) vs UAPB, 12/17/13	1.000 Aminu Mohammed (11-11), Georgetown, 2/14/22
Rebounds	18 Kenny Lawson Jr. vs. Saint Joseph's, 12/11/10	17 RaShid Gaston, #22 Xavier, 1/16/17
Assists	14 Maurice Watson Jr. at Seton Hall, 1/9/16	17 Angel Delgado, Seton Hall, 2/15/17
	14 Maurice Watson Jr. at Providence, 1/7/17	13 Josh Perkins, #1 Gonzaga, 12/1/18
Blocked Shots	7 Gregory Echenique at Missouri State, 1/22/11	8 Sir'Dominic Pointer, St. John's 2/7/15
Steals	6 Davion Mintz at #10 Marquette, 3/3/19	6 Shamorie Ponds, St. John's, 2/28/17
	6 Ty-Shon Alexander vs. Marquette, 1/1/20	6 Shamorie Ponds, St. John's, 1/30/19
	6 Damien Jefferson at Providence, 1/2/21	6 Quincy McKnight, Seton Hall, 2/17/19
Minutes	49 Trey Alexander at #24 Providence (2OT), 2/14/23	50 Bryce Hopkins, #24 Providence (2OT), 2/14/23

Team Single-Game Highs and Lows Under Greg McDermott (2010-Present)

	Creighton	Opponent
Points	116 USC Upstate, 12/20/17	106 #21 Marquette, 1/9/19 (OT)
Low	40 #21 Georgetown, 1/31/15	36 Maryland Eastern Shore, 12/15/17
Points, Half	62 Longwood, 12/9/16 (1st)	62 #1 Gonzaga, 12/1/18 (2nd)
Low	14 at #4 Villanova, 1/25/15 (1st)	12 Bemidji State, 2/13/18 (2nd)
Field Goals	42 USC Upstate, 12/20/17	37 #1 Villanova, 2/1/18
Low	42 Coe, 12/20/18	37 Butler, 2/20/18
	11 #21 Georgetown, 1/31/15	13 Indiana State, 1/4/14
		13 Maryland Eastern Shore, 12/15/17
Field Goal Attempts	79 Truman State, 1/14/17	80 St. John's, 2/23/22
Low	37 vs. Middle Tennessee, 11/29/14	42 Seton Hall, 1/4/14
Field Goal Percentage	.775 at Southern Illinois, 2/14/12 (31-40)	.680 #16 Villanova, 1/2/16 (34-50)
Low	.208 #21 Georgetown, 1/31/15	.236 Maryland Eastern Shore, 12/15/17 (13-55)
Field Goal Percentage, Half	.800 at Southern Illinois, 2/14/12 (16-20) (2nd)	.750 Georgetown, 1/3/15 (15-20) (2nd)
Low	.179 #21 Georgetown, 1/31/15 (5-28) (1st)	.121 Bemidji State, 2/13/18 ((4-33) (2nd)
3-pt Field Goals	22 Coe, 12/20/18	20 Colorado State, 11/21/21
Low	1 at Georgetown, 1/25/17	1 vs. Drake, 3/2/12
	1 Kennesaw State, 11/11/21	1 vs. Indiana State, 3/9/13
		1 St. John's, 1/28/14
		1 #5 Xavier, 2/9/16
		1 SIU Edwardsville, 11/27/21
3-pt Field Goal Attempts	40 Nebraska, 12/4/22	39 Seton Hall, 2/15/17
Low	6 at Tulsa, 12/19/11	39 #1 Villanova, 2/1/18
		39 #3 Villanova, 2/24/18
		7 #19 Butler, 2/16/15
3-pt Field Goal Percentage	.857 at Southern Illinois, 2/14/12 (12-14)	.636 St. John's, 3/1/20 (14-22)
Low	.053 Kennesaw State, 11/11/21 (1-19)	.048 #5 Xavier, 2/9/16 (1-21)
Free Throws Made	36 Davidson, 3/21/11	28 Seton Hall, 2/15/17
Low	0 at Michigan, 11/12/19	28 Rhode Island, 3/17/17
		0 Alabama State, 11/12/10
		0 North Carolina Central, 11/23/14
Free Throw Attempts	43 Davidson, 3/21/11	40 Massachusetts, 11/25/15
Low	2 at Michigan, 11/12/19	3 (5x) last DePaul, 2/24/21
Free Throw Percentage (most FT, 0 Miss)	1.000 vs. #11 Baylor, 3/19/22 (22-22)	1.000 Wichita State, 2/11/12 (17-17)
Low (most FTA, 0 makes)	.000 at Michigan, 11/12/19 (0-2)	.000 Alabama State, 11/12/10 (0-4)
Rebounds	56 Houston Baptist, 12/17/11	53 at California, 12/15/12
Low	19 Boise State, 11/28/12	14 Coe, 12/20/18
Assists	32 USC Upstate, 12/20/17	25 Evansville, 2/21/12 (OT)
Low	4 at #11 Providence, 2/26/22	4 Massachusetts, 11/25/15
		4 #9 Villanova, 12/17/21
Blocked Shots	9 Bemidji State, 2/13/18	11 #3 Oklahoma, 12/19/15
	9 SIU Edwardsville, 11/27/21	
Low	9 Seton Hall, 1/3/23	0 (25x) #10 Marquette, 2/21/23
	0 (44x) last vs. San Diego State, 3/17/22	
Steals	19 at Georgetown, 2/9/21	14 Drake, 1/3/12
Low	0 (3x) last Providence, 1/17/15	0 Wichita State, 2/11/12
Turnovers	21 Iowa State, 12/4/22	25 Tulsa, 12/19/12
Low	21 at #17 Xavier, 1/15/22	25 Nebraska, 12/11/20
	2 Midland, 12/28/19	2 Northern Iowa, 2/4/12



#1 • Ben Shtolberg

6-4 • 200 • G • Fr. • Northridge, Calif.

- True freshman combo guard with great size, he owns a 7/2 assist/turn-over ratio in BIG EAST play.
- Made his regular-season debut with four points, two assists and one rebound vs. North Dakota (Nov. 10).
- Scored 13 points in 14 minutes of win vs. Holy Cross (Nov. 14).
- Had one steal in eight minutes vs.

BYU (Dec. 10).

- Had an assist and rebound in BIG EAST debut at Marquette (Dec. 16).
- Owned two steals vs. Seton Hall (Jan. 3).
- Dished a career-high four assists in six minutes vs. St. John's (Jan. 25).
- Finished with four points, a rebound and an assist vs. Georgetown (March 1).
- Snared two rebounds in BIG EAST Tournament debut vs. No. 15 Xavier (March 10).
- Finished with 13 points on 4-of-6 shooting in exhibition win vs. Drury (Oct. 30).
- Averaged 17.4 points, 5.8 rebounds and 4.0 assists per game as a high school senior at Notre Dame HS.

#1 Ben Shtolberg's Game-by-Game Stats

Opponent	Min	FG	Pct	3FG	Pct	FT	Pct	O-D-R	A	T	B	S	Pts.
ST. THOMAS	Did			Not		Play							
NORTH DAKOTA	12	2-4	.500	0-2	.000	0-0	---	1-0-1	2	1	0	0	4
HOLY CROSS	14	5-7	.714	2-3	.667	1-1	1.000	1-1-2	1	0	0	0	13
UC RIVERSIDE	5	1-3	.333	0-1	.000a	0-0	---	1-1-2	0	1	0	1	2
#21 Texas Tech	1	0-0	---	0-0	---	0-0	---	0-0-0	1	0	0	0	0
#9 Arkansas	Did			Not		Play							
#14 Arizona	Did			Not		Play							
#2 Texas	Did			Not		Play							
NEBRASKA	Did			Not		Play							
BYU	8	0-2	.000	0-1	.000	0-0	---	1-0-1	0	0	0	1	0
Arizona State	4	0-1	.000	0-1	.000	0-0	---	0-2-2	0	0	0	0	0
Marquette	12	0-2	.000	0-1	.000	0-0	---	0-1-1	1	0	0	0	0
BUTLER	2	0-0	---	0-0	---	0-0	---	0-0-0	0	0	0	0	0
DEPAUL	Did			Not		Play							
SETON HALL	8	0-2	.000	0-1	.000	0-0	---	0-2-2	0	0	0	2	0
#4 Connecticut	Did			Not		Play							
#12 Xavier	Did			Not		Play							
#19 PROVIDENCE	Did			Not		Play							
Butler	2	0-0	---	0-0	---	0-0	---	0-0-0	0	1	0	0	0
ST. JOHN'S	6	0-2	.000	0-2	.000	2-2	1.000	0-0-0	4	0	0	0	2
#13 XAVIER	2	0-0	---	0-0	---	0-0	---	0-0-0	1	0	0	0	0
Georgetown	Did			Not		Play							
VILLANOVA	Did			Not		Play							
Seton Hall	3	0-0	---	0-0	---	0-0	---	0-0-0	0	0	0	0	0
#21 CONNECTICUT	Did			Not		Play							
#24 Providence	Did			Not		Play							
St. John's	Did			Not		Play							
#10 MARQUETTE	Did			Not		Play							
Villanova	3	0-0	---	0-0	---	0-0	---	0-0-0	0	0	0	0	0
GEORGETOWN	9	1-1	1.000	1-1	1.000	1-2	.500	0-1-1	1	1	0	0	4
DePaul	Did			Not		Play							
Villanova	Did			Not		Play							
#15 Xavier	5	0-0	---	0-0	---	0-0	---	0-2-2	0	0	0	0	0
NC State	Did			Not		Play							
#11 Baylor	Did			Not		Play							

#1 Ben Shtolberg	SEASON	CAREER
Points	13 Holy Cross, 11/14	Same
Rebounds	2 (5x) last vs. #15 Xavier, 3/10	2 (5x) last vs. #15 Xavier, 3/10/23
FG	5 Holy Cross, 11/14	Same
FGA	7 Holy Cross, 11/14	Same
3FG	2 Holy Cross, 11/14	Same
3FGA	3 Holy Cross, 11/14	Same
FT	2 St. John's, 1/25	Same
FTA	2 (2x) last Georgetown, 3/1	2 (2x) last Georgetown, 3/1/23
Assists	4 St. John's, 1/25	Same
Steals	2 Seton Hall, 1/3	Same
Blocks		
Minutes	14 Holy Cross, 11/14	Same

Ben Shtolberg's Career Statistics

Year	GP-GS	Min.-Avg.	FGM-A	Pct.	3FGM-A	Pct.	FTM-A	Pct.	Off-Def	Total	Avg.	PF-D	Ast.	TO	Blk.	Stl.	Pts. Avg.	
2022-23	16-0	96-6.0	9-24	.375	3-13	.231	4-5	.800	4-10	14	0.9	7-0	11	4	0	4	25	1.6



#2 • Ryan Nembhard

6-0 • 170 • G • So. • Aurora, Ontario, Canada

- Preseason Second Team All-BIG EAST selection and one of 20 men on the preseason Bob Cousy Award (Point Guard of the Year) Watch list.
- Named to Maui Invitational All-Tournament Team after averaging 20.3 points and 4.3 assists (Nov. 23).
- Third in the BIG EAST and 45th nationally with a 2.39 assist/turnover

#2 Ryan Nembhard's Game-by-Game Stats

Opponent	Min	FG	Pct	3FG	Pct	FT	Pct	O-D-R	A	T	B	S	Pts.
ST. THOMAS-	31	1-5	.200	1-4	.250	6-6	1.000	0-1-1	5	0	0	0	9
NORTH DAKOTA-	24	4-7	.571	1-4	.250	0-0	---	0-1-1	6	2	0	2	9
HOLY CROSS-	19	2-5	.400	1-3	.333	0-0	---	1-0-1	12	0	0	0	5
UC RIVERSIDE-	26	2-7	.286	1-4	.250	0-0	---	0-2-2	4	0	0	0	5
#21 Texas Tech-	32	6-10	.600	2-3	.667	2-3	.667	0-0-0	2	2	0	0	16
#9 Arkansas-	36	6-12	.500	3-4	.750	10-12	.833	0-6-6	5	2	0	0	25
#14 Arizona-	34	6-13	.462	2-4	.500	6-8	.750	1-0-1	6	3	0	1	20
#2 Texas-	36	8-16	.500	0-4	.000	1-1	1.000	1-3-4	6	0	0	1	17
NEBRASKA-	37	3-13	.231	0-6	.000	0-0	---	0-2-2	4	4	1	1	6
BYU-	37	5-11	.455	1-4	.250	0-0	---	1-4-5	7	3	0	1	11
Arizona State-	37	1-9	.111	1-5	.200	0-0	---	0-3-3	9	3	0	0	3
Marquette-	33	2-10	.200	1-6	.167	0-0	---	0-2-2	4	3	0	1	5
BUTLER-	32	4-8	.500	1-3	.333	2-2	1.000	0-4-4	5	1	0	0	11
DEPAUL-	37	6-12	.500	3-4	.750	1-2	.500	0-6-6	7	3	0	1	16
SETON HALL-	24	5-9	.556	2-4	.500	2-2	1.000	1-3-4	1	1	0	1	14
#4 Connecticut-	32	4-12	.333	0-3	.000	4-5	.800	1-2-3	0	3	0	0	12
#12 Xavier-	36	6-17	.353	3-7	.429	2-2	1.000	0-5-5	7	2	0	0	17
#19 PROVIDENCE-	34	0-7	.000	0-4	.000	0-0	---	1-3-4	3	1	0	1	0
Butler-	35	5-9	.556	2-4	.500	0-0	---	0-11-11	3	2	0	0	12
ST. JOHN'S-	27	7-10	.700	2-3	.667	0-0	---	0-1-1	6	2	0	2	16
#13 XAVIER-	38	5-8	.625	1-3	.333	0-0	---	0-10-10	8	5	0	0	11
Georgetown-	38	4-9	.444	3-6	.500	3-4	.750	0-5-5	2	1	0	1	14
VILLANOVA-	38	3-9	.333	0-2	.000	4-4	1.000	0-2-2	5	0	1	1	10
Seton Hall-	40	6-7	.857	2-3	.667	1-2	.500	0-2-2	4	3	0	0	15
#21 CONNECTICUT-	40	3-11	.273	1-3	.333	0-0	---	3-5-8	3	2	0	2	7
#24 Providence-	47	8-17	.471	2-5	.400	3-3	1.000	0-10-10	3	2	0	0	21
St. John's-	39	4-10	.400	2-4	.500	6-6	1.000	1-3-4	4	1	0	3	16
#10 MARQUETTE-	37	5-8	.625	2-4	.500	4-4	1.000	0-4-4	5	6	0	0	16
Villanova-	32	1-6	.167	0-3	.000	0-0	---	0-1-1	4	2	0	0	2
GEORGETOWN-	24	4-7	.571	2-4	.500	0-0	---	0-2-2	6	1	0	2	10
DePaul-	36	8-14	.571	3-5	.600	1-2	.500	2-9-11	1	3	0	2	20
Villanova-	37	6-13	.462	3-5	.600	2-2	1.000	0-5-5	5	4	0	0	17
#15 Xavier-	31	2-12	.167	1-3	.333	0-0	---	1-5-6	6	2	1	0	5
NC State-	38	4-9	.444	0-3	.000	2-2	1.000	0-3-3	3	0	0	1	10
#11 Baylor-	38	8-13	.615	4-6	.667	10-10	1.000	0-2-2	2	1	0	2	30

#2 Ryan Nembhard	SEASON	CAREER
Points	30 vs. #11 Baylor, 3/19	Same
Rebounds	11 (2x) last at DePaul, 3/4	11 (2x) last at DePaul, 3/4/23
FG	8 (4x) last vs. #11 Baylor, 3/19	9 #21 Xavier, 1/29/22
FGA	17 (2x) last at #24 Providence (2OT), 2/14	21 at #17 Xavier, 1/15/22
3FG	4 vs. #11 Baylor, 3/19	4 (3x) last vs. #11 Baylor, 3/19/23
3FGA	7 at #12 Xavier, 1/11	7 (2x) last at #12 Xavier, 1/11/23
FT	10 (2x) last vs. #11 Baylor, 3/19	10 (2x) last vs. #11 Baylor, 3/19/23
FTA	12 vs. #9 Arkansas, 11/22	Same
Assists	12 Holy Cross, 11/14	Same
Steals	3 at St. John's, 2/18	3 (5x) last at St. John's, 2/18/23
Blocks	1 (3x) last vs. #15 Xavier, 3/10	1 (4x) last vs. #15 Xavier, 3/10/23
Minutes	47 at #24 Providence (2OT), 2/14	Same

ratio.

- Ranks 39th in the nation with 167 assists this winter; also 61st with 4.8 apg.
- Averaging 15.2 points, 4.8 rebounds and 4.3 assists per game in 13 games against ranked teams this winter.
- Scored career-high 30 points vs. No. 11 Baylor to send Creighton to Sweet 16 (March 19).
- Made 8-of-13 shots vs. the Bears, tying his career-best with four three-pointers, and was also 10-for-10 at the free throw line.
- Fourth player in CU history (and first since 2002) with 12 assists and no turnovers in a game (Nov. 14. vs. Holy Cross).
- Scored 25 points, grabbed six rebounds and dished five assists in win vs. No. 9 Arkansas (Nov. 22).
- Had 20 points and six assists in Maui Invitational title game vs. No. 14 Arizona (Nov. 23).
- Had 16 points, seven assists and six rebounds in Christmas Day win vs. DePaul and 17 points, 7 assists and 5 rebounds at No. 12 Xavier (Jan. 11).
- Had 12 points and career-high 11 rebounds at Butler (Jan. 17).
- Flirted with a triple-double (11 points, 10 rebounds and eight assists) while holding Souley Boum to two points in 84-67 win vs. No. 13 Xavier (Jan. 28).
- Scored 15 points on 6-of-7 shooting in road win at Seton Hall (Feb. 8).
- Procured third double-double with 21 points and 10 rebounds at No. 24 Providence (Feb. 14).
- Led CU with 16 points, five assists and three steals in road win at St. John's (Feb. 18).
- Had 20 points and tied career-high with 11 rebounds at DePaul (March 4).
- Turned in 17 points, five rebounds and five assists in Madison Square Garden debut vs. Villanova (March 9).
- Named BIG EAST Freshman of the Year and was a six-time BIG EAST Freshman of the Week in 2021-22 despite missing the final eight games following wrist surgery.
- Helped Montverde Academy (Fla.) to a 24-1 record and the GEICO High School National Championship as a senior as part of a team that featured five players who have already been selected in the NBA Draft, (Cade Cunningham, Scottie Barnes, Moses Moody, Day'Ron Sharpe and Caleb Houston).
- Brother Andrew plays for the Indiana Pacers.
- Creighton's second Canadian player ever (Jahenns Manigat).

Ryan Nembhard's Career Statistics

Year	GP-GS	Min.-Avg.	FGM-A	Pct.	3FGM-A	Pct.	FTM-A	Pct.	Off-Def	Total	Avg.	PF-D	Ast.	TO	Blk.	Stl.	Pts. Avg.
2021-22	27-27	940-34.8	115-285	.404	33-106	.311	41-56	.732	6-79	85	3.1	56-2	119	85	1	34	304 11.3
2022-23	35-35	1192-34.1	154-355	.434	53-142	.373	72-82	.878	13-126	139	4.30	64-0	167	70	3	25	433 12.4
Totals	62-62	2132-34.4	269-640	.420	86-248	.347	113-138	.3819	19-205	224	3.6	120-2	286	155	4	59	737 11.9



#4 • Shereef Mitchell

6-1 • 170 • G • Jr. • Omaha, Neb.

- Started season 11-for-34 from the field but has made 13-of-20 shots in the past 12 contests.
- Had four assists and tied career-high with three steals in win vs. North Dakota (Nov. 10).
- Also had four assists and three steals vs. Holy Cross (Nov. 14).
- Scored a season-high seven points

and dished two assists in win vs. UC Riverside (Nov. 17).

- Notched his first points since Nov. 17th when he scored four points vs. Arizona State (Dec. 12), including his first three-pointer of the year.
- Scored four points and owned two steals at Marquette (Dec. 16).
- Tied season-high with seven points vs. Seton Hall (Jan. 3).
- Had two points and an assist while tying season-high with 19 minutes vs. No. 21 Connecticut (Feb. 11).
- Buried career-high three three-pointers to score nine points in 15 minutes of road win at St. John's (Feb. 18).
- Scored eight points and added three rebounds and an assist in win vs. Georgetown (March 1).
- One of the team's top defenders, he made big plays in both 2021 NCAA Tournament wins to help CU reach its first Sweet 16 since 1974.
- Against UCSB, forced a point blank miss and grabbed a defensive rebound in the final seconds of CU's one-point win. Two days later, helped hold Ohio star Jason Preston to 1-of-10 shooting and four points.
- Creighton's lone player remaining from its 2019-20 team that shared the BIG EAST regular-season title.


#4 Shereef Mitchell's Game-by-Game Stats

Opponent	Min	FG	Pct	3FG	Pct	FT	Pct	O-D-R	A	T	B	S	Pts.
ST. THOMAS	9	0-3	.000	0-3	.000	0-0	---	0-0-0	1	0	0	0	0
NORTH DAKOTA	13	0-3	.000	0-1	.000	0-0	---	1-1-2	4	0	0	3	0
HOLY CROSS	19	0-1	.000	0-1	.000	1-2	.500	0-3-3	4	1	0	3	1
UC RIVERSIDE	13	3-4	.750	0-1	.000	1-2	.500	0-1-1	2	0	0	0	7
#21 Texas Tech	7	0-0	---	0-0	---	0-0	---	0-0-0	1	1	0	0	0
#9 Arkansas	4	0-1	.000	0-1	.000	0-0	---	0-1-1	0	1	0	0	0
#14 Arizona	4	0-1	.000	0-0	---	0-0	---	0-0-0	0	0	0	0	0
#2 Texas	7	0-1	.000	0-0	---	0-0	---	1-1-2	0	1	0	0	0
NEBRASKA	3	0-0	---	0-0	---	0-0	---	0-0-0	1	1	0	1	0
BYU	7	0-2	.000	0-1	.000	0-0	---	0-0-0	0	0	0	1	0
Arizona State	11	1-3	.333	1-2	.500	1-2	.500	0-1-1	0	0	0	1	4
Marquette	10	2-3	.667	0-0	---	0-1	.000	0-1-1	0	1	0	2	4
BUTLER	Did	Not	Play	---	---	---	---	Injured					
DEPAUL	3	0-0	---	0-0	---	0-0	---	0-0-0	0	0	0	0	0
SETON HALL	16	1-2	.500	1-2	.500	4-4	1.000	0-0-1	1	1	0	0	7
#4 Connecticut	5	1-1	1.000	1-1	1.000	0-0	---	0-0-0	0	2	0	0	3
#12 Xavier	4	0-1	.000	0-1	.000	0-0	---	0-0-0	0	0	0	0	0
#19 PROVIDENCE	1	0-0	---	0-0	---	0-0	---	0-0-0	0	0	0	0	0
Butler	3	1-2	.500	0-1	.000	0-0	---	0-0-0	0	1	0	0	2
ST. JOHN'S	11	1-3	.333	0-1	.000	0-0	---	0-1-1	0	0	0	0	2
#13 XAVIER	2	1-2	.500	0-0	---	0-0	---	0-0-0	0	0	0	0	2
Georgetown	1	0-0	---	0-0	---	0-0	---	0-0-0	0	0	0	0	0
VILLANOVA	2	0-1	.000	0-1	.000	0-0	---	0-1-1	0	0	0	0	0
Seton Hall	7	1-1	1.000	1-1	1.000	0-0	---	0-1-1	0	0	0	0	3
#21 CONNECTICUT	19	1-1	1.000	0-0	---	0-0	---	0-0-0	1	0	0	0	2
#24 Providence	7	1-1	1.000	0-0	---	0-0	---	0-0-0	0	0	0	0	2
St. John's	15	3-4	.750	3-4	.750	0-0	---	0-0-0	2	1	0	1	9
#10 MARQUETTE	6	1-1	1.000	0-0	---	0-0	---	0-0-0	0	0	0	0	2
Villanova	8	1-3	.333	0-2	.000	0-0	---	0-1-1	1	0	0	0	2
GEORGETOWN	18	3-6	.500	2-3	.667	0-0	---	1-2-3	1	2	0	0	8
DePaul	6	0-0	---	0-0	---	0-0	---	0-0-0	0	0	0	0	0
Villanova	3	0-1	.000	0-1	.000	0-0	---	0-0-0	0	0	0	0	0
#15 Xavier	10	1-2	.500	1-1	1.000	0-0	---	0-0-0	0	0	1	1	3
NC State	1	0-0	---	0-0	---	0-0	---	0-0-0	0	0	0	0	0
#11 Baylor	3	0-0	---	0-0	---	0-0	---	0-1-1	0	1	0	0	0

#4 Shereef Mitchell	SEASON	CAREER
Points	9 at St. John's, 2/18	11 (2x) last Kennesaw State, 12/4/20
Rebounds	3 (2x) last Georgetown, 3/1	6 Kennesaw State, 11/5/19
FG	3 (3x) last Georgetown, 3/1	4 (4x) last St. John's, 1/9/21
FGA	6 Georgetown, 3/1	8 (3x) last at #10 Villanova, 3/3/21
3FG	3 at St. John's, 2/18	Same
3FGA	4 at St. John's, 2/18	5 at #10 Villanova, 3/3/21
FT	4 Seton Hall, 1/3	4 (3x) last Seton Hall, 1/3/23
FTA	4 Seton Hall, 1/3	4 (4x) last Seton Hall, 1/3/23
Assists	4 (2x) last Holy Cross, 11/14	6 (2x) last Georgetown, 3/4/20
Steals	3 (2x) last Holy Cross, 11/14	3 (4x) last Holy Cross, 11/14/22
Blocks	1 vs. #15 Xavier, 3/10	1 (3x) last vs. #15 Xavier, 3/10/23
Minutes	19 (2x) last #21 Connecticut, 2/11	30 at Butler (OT), 1/16/21

Shereef Mitchell's Career Statistics

Year	GP-GS	Min.-Avg.	FGM-A	Pct.	3FGM-A	Pct.	FTM-A	Pct.	Off-Def	Total	Avg.	PF-D	Ast.	TO	Blk.	Stl.	Pts.	Avg.
2019-20	27-2	372-13.8	29-65	.448	1-12	.083	15-22	.682	6-32	38	1.4	38-0	39	23	1	20	74	2.7
2020-21	30-2	432-14.4	35-82	.427	12-33	.364	17-23	.739	4-39	43	1.4	49-0	46	22	1	22	99	3.3
2021-22	6-0	100-16.7	8-22	.364	0-5	.000	5-6	.833	1-9	10	1.7	9-0	8	8	0	5	21	3.5
2022-23	34-0	258-7.6	23-54	.426	10-29	.345	7-11	.636	3-17	20	0.6	31-0	19	14	1	13	63	1.9
Totals	97-4	1162-12.0	95-223	.426	23-79	.291	44-62	.710	14-97	111	1.1	127-0	112	67	3	60	257	2.6



#5 • Francisco Farabello

6-3 • 185 • G • Sr. • Cañada de Gómez, Argentina

- Combo guard who spent the previous three seasons at TCU, starting 18-of-73 games played for the Horned Frogs.
- Has been called by Greg McDermott “Mr. Steady” and praised for his communication skills.
- Had eight points and three assists vs. Holy Cross (Nov. 14).

- Scored career-high 16 points vs. Nebraska (Dec. 4), making 5-of-9 three-point shots.
- Took two charges vs. Seton Hall (Jan. 3).
- Snared season-high four rebounds vs. St. John’s (Jan. 25).
- Missed three straight games with an illness before returning to play in road win at St. John’s Feb. 18).
- Made three three-pointers in 21 minutes off the bench in 85-76 win over No. 11 Baylor to send the Jays to the Sweet 16 (March 19).
- Dished season-high six assists in win vs. Georgetown (March 1).
- Had eight points in 20 minutes in road win at Butler (Jan. 17).
- Was +38 in 18 minutes of exhibition win vs. Drury (Oct. 30), finishing with five points and four assists.
- Shot 40.2 percent from three-point range at TCU.
- Speaks three languages.
- Father, Daniel, played professionally from 1991-2014 in Argentina and Italy and appeared in seven games for Argentina in the 1996 Summer Olympics.

#5 Francisco Farabello’s Game-by-Game Stats

Opponent	Min	FG	Pct	3FG	Pct	FT	Pct	O-D-R	A	T	B	S	Pts.
ST. THOMAS	17	1-5	.200	0-4	.000	0-0	---	0-1-1	2	0	0	0	2
NORTH DAKOTA	15	2-3	.667	1-2	.500	0-0	---	0-1-1	1	1	0	0	5
HOLY CROSS	23	3-8	.375	2-7	.286	0-0	---	1-0-1	3	0	0	0	8
UC RIVERSIDE	16	1-3	.333	1-2	.500	0-0	---	0-0-0	0	3	0	1	3
#21 Texas Tech	15	0-3	.000	0-3	.000	0-0	---	0-0-0	1	0	0	0	0
#9 Arkansas	13	1-3	.333	1-3	.333	0-0	---	0-0-0	0	1	0	0	3
#14 Arizona	17	1-3	.333	0-2	.000	0-1	.000	0-1-1	1	0	0	1	2
#2 Texas	13	0-3	.000	0-2	.000	0-0	---	0-0-0	0	0	0	1	0
NEBRASKA	22	5-10	.500	5-9	.556	1-1	1.000	0-1-1	0	1	0	1	16
BYU	22	2-2	1.000	2-2	1.000	0-1	.000	0-2-2	3	1	0	1	6
Arizona State	13	0-5	.000	0-4	.000	0-0	---	0-1-1	1	0	0	1	0
Marquette	9	1-1	1.000	1-1	1.000	0-0	---	0-0-0	0	2	0	0	3
BUTLER	18	0-2	.000	0-1	.000	0-0	---	1-3-4	3	1	0	1	0
DEPAUL	19	2-3	.667	2-3	.667	0-0	---	0-2-2	0	1	0	0	6
SETON HALL	16	1-2	.500	0-1	.000	0-0	---	0-0-0	0	0	0	0	2
#4 Connecticut	9	0-0	---	0-0	---	0-0	---	0-1-1	0	2	0	0	0
#12 Xavier	12	1-3	.333	1-2	.500	0-0	---	0-0-0	0	0	0	0	3
#19 PROVIDENCE	19	1-3	.333	0-1	.000	0-0	---	0-2-2	2	0	0	2	2
Butler	20	3-10	.300	2-8	.250	0-0	---	1-0-1	0	1	0	0	8
ST. JOHN'S	17	1-3	.333	1-3	.333	2-3	.667	0-4-4	0	1	0	1	5
#13 XAVIER	14	1-2	.500	1-2	.500	0-0	---	0-1-1	0	1	0	1	3
Georgetown	11	0-2	.000	0-2	.000	0-0	---	0-2-2	0	0	0	0	0
VILLANOVA	6	0-2	.000	0-2	.000	0-0	---	0-0-0	1	0	0	0	0
Seton Hall	Did	Not	Play	---	Sick								
#21 CONNECTICUT	Did	Not	Play	---	Sick								
#24 Providence	Did	Not	Play										
St. John's	6	1-1	1.000	1-1	1.000	0-0	---	0-2-2	0	0	0	0	3
#10 MARQUETTE	20	2-5	.400	1-3	.333	0-0	---	0-2-2	1	0	0	0	5
Villanova	17	0-4	.000	0-4	.000	0-0	---	0-1-1	0	0	0	0	0
GEORGETOWN	23	0-3	.000	0-2	.000	0-0	---	0-1-1	6	1	0	0	0
DePaul	13	0-2	.000	0-2	.000	0-0	---	0-0-0	1	0	0	0	0
Villanova	14	1-3	.333	1-2	.500	0-0	---	0-4-4	1	1	0	0	3
#15 Xavier	17	0-2	.000	0-1	.000	0-0	---	0-0-0	1	1	0	1	0
NC State	17	1-1	1.000	0-0	---	0-0	---	0-2-2	0	0	0	0	2
#11 Baylor	21	3-6	.500	3-5	.600	0-0	---	0-1-1	2	1	0	1	9

#5 Francisco Farabello SEASON

CAREER (includes TCU)

Points	16	Nebraska, 12/4	Same
Rebounds	4 (3x)	last vs. Villanova, 3/9	7 Southern Miss, 11/15/21
FG	5	Nebraska, 12/4	Same
FGA	10 (2x)	last at Butler, 1/17	11 Kansas State, 2/5/22
3FG	5	Nebraska, 12/4	Same
3FGA	9	Nebraska, 12/4	Same
FT	2	St. John's, 1/25	5 Nicholls State, 11/18/21
FTA	3	St. John's, 1/25	5 Nicholls State, 11/18/21
Assists	6	Georgetown, 3/1	7 (2x) last Northwestern State, 12/3/20
Steals	2 (2x)	last #19 Providence, 1/14	4 vs. Wyoming, 11/26/19
Blocks			2 Lamar, 12/14/19
Minutes	23 (2x)	last Georgetown, 3/1	38 Iowa State, 1/4/20

Francisco Farabello’s Career Statistics

Year	GP-GS	Min.-Avg.	FGM-A	Pct.	3FGM-A	Pct.	FTM-A	Pct.	Off-Def	Total	Avg.	PF-D	Ast.	TO	Blk.	Stl.	Pts.	Avg.
2019-20 (TCU)	30-7	618-20.6	38-93	.409	25-61	.410	11-13	.846	5-38	43	1.4	36-0	65	36	4	24	112	3.7
2020-21 (TCU)	9-5	219-24.3	17-39	.436	13-29	.448	1-5	.200	0-15	15	1.7	11-0	21	4	0	10	48	5.3
2021-22 (TCU)	34-6	646-19.0	47-122	.385	38-99	.384	27-30	.900	8-76	84	2.5	25-0	43	28	1	19	159	4.7
TCU Totals	73-18	1483-20.3	102-254	.402	76-189	.402	39-48	.813	13-129	142	1.9	72-0	129	68	5	53	319	4.4
2022-23 (CU)	32-0	504-15.8	35-108	.324	26-86	.302	3-6	.500	3-36	39	1.2	20-0	30	20	0	15	99	3.1
Totals (ALL)	105-18	1987-18.9	137-362	.378	102-275	.371	42-54	.778	16-165	181	1.7	92-0	159	88	5	68	418	4.0



#10 • Zander Yates

6-7 • 225 • F • Fr. • Germantown, Tenn.

- Made his regular-season debut with three points in three minutes vs. North Dakota (Nov. 10).
- Played eight minutes and had two points, two rebounds and a steal vs. BYU (Dec. 10).
- Collected first career steal vs. UC Riverside (Nov. 17).
- Finished a team-best +11 in just five minutes of BIG EAST debut at Marquette, contributing two rebounds, two assists and blocked shot (Dec. 16).
- Converted a three-point play vs. Butler (Dec. 22).
- Had season-high nine points in just four minutes of work vs. St. John's (Jan. 25), sinking 3-of-4 three-pointers and adding a steal.
- Redshirted last season at Creighton.
- Contributed four points, two rebounds and a steal in exhibition win vs. Drury (Oct. 30).
- Named Tennessee's Class AAA Mr. Basketball in 2020-21 after helping Houston HS to its first state title.
- High school teammate of current Bluejay teammate Mason Miller.

#10 Zander Yates' Game-by-Game Stats

Opponent	Min	FG	Pct	3FG	Pct	FT	Pct	O-D-R	A	T	B	S	Pts.
ST. THOMAS	Did			Not		Play							
NORTH DAKOTA	3	1-3	.333	1-2	.500	0-0	---	0-0-0	0	0	0	0	3
HOLY CROSS	3	0-0	---	0-0	---	0-0	---	0-1-1	1	0	0	0	0
UC RIVERSIDE	3	0-1	.000	0-1	.000	0-0	---	0-0-0	0	0	0	1	0
#21 Texas Tech	Did			Not		Play							
#9 Arkansas	Did			Not		Play							
#14 Arizona	Did			Not		Play							
#2 Texas	Did			Not		Play							
NEBRASKA	Did			Not		Play							
BYU	8	0-3	.000	0-3	.000	2-2	1.000	0-2-2	0	0	0	1	2
Arizona State	Did			Not		Play							
Marquette	5	0-1	.000	0-0	---	0-0	---	0-2-2	2	1	1	0	0
BUTLER	1	1-1	1.000	0-0	---	1-1	1.000	0-0-0	0	0	0	0	3
DEPAUL	Did			Not		Play							
SETON HALL	Did			Not		Play	---						Sick
#4 Connecticut	Did			Not		Play	---						Sick
#12 Xavier	Did			Not		Play							
#19 PROVIDENCE	Did			Not		Play							
Butler	2	0-0	---	0-0	---	0-0	---	0-1-1	0	0	0	0	0
ST. JOHN'S	4	3-4	.750	3-4	.750	0-0	---	0-0-0	0	0	0	1	9
#13 XAVIER	Did			Not		Play	---						Injured
Georgetown	Did			Not		Play							
VILLANOVA	Did			Not		Play							
Seton Hall	Did			Not		Play							
#21 CONNECTICUT	Did			Not		Play							
#24 Providence	Did			Not		Play							
St. John's	Did			Not		Play							
#10 MARQUETTE	Did			Not		Play							
Villanova	Did			Not		Play							
GEORGETOWN	4	0-2	.000	0-1	.000	0-0	---	0-0-0	1	0	0	0	0
DePaul	Did			Not		Play							
Villanova	Did			Not		Play							
#15 Xavier	1	0-0	---	0-0	---	0-0	---	0-0-0	0	0	0	0	0
NC State	Did			Not		Play							
#11 Baylor	Did			Not		Play							

#10 Zander Yates	SEASON	CAREER
Points	9 St. John's, 1/25	Same
Rebounds	2 (2x) last at Marquette, 12/16	Same
FG	3 St. John's, 1/25	Same
FGA	4 St. John's, 1/25	Same
3FG	3 St. John's, 1/25	Same
3FGA	4 St. John's, 1/25	Same
FT	2 BYU, 12/10	Same
FTA	2 BYU, 12/10	Same
Assists	2 at Marquette, 12/16	Same
Steals	1 (3x) last St. John's, 1/25	1 (3x) last St. John's, 1/25/23
Blocks	1 at Marquette, 12/16	Same
Minutes	8 vs. BYU, 12/10	Same

Zander Yates' Career Statistics

Year	GP-GS	Min.-Avg.	FGM-A	Pct.	3FGM-A	Pct.	FTM-A	Pct.	Off-Def	Total	Avg.	PF-D	Ast.	TO	Blk.	Stl.	Pts. Avg.
2021-22		Redshirted															
2022-23	10-0	34-3.4	5-15	.333	4-11	.364	3-3	1.000	0-6	6	0.6	2-0	4	1	1	3	17



#11 • Ryan Kalkbrenner

7-1 • 260 • C • Jr. • Florissant, Mo.

- First Team All-BIG EAST performer is one of five finalists for Kareem Abdul-Jabbar Award (National Center of the Year).
- One of 11 men to be a two-time BIG EAST Defensive Player of the Year (2022 & 2023), a list that includes Allen Iverson, Patrick Ewing and Dikembe Mutombo.
- Ranks first nationally in field goal percentage this year with the 11th-best single-season mark in NCAA history.
- Also ranks fifth in NCAA history in field

goal percentage for his career.

- Leads BIG EAST and 17th in NCAA in blocks per game.
- One of four finalists for Naismith Defensive Player of the Year.
- Also one of 25 finalists for Lefty Driesell Award as Defensive Player of the Year.
- Named First Team All-District by the USBWA and NABC.
- Blocked a shot in 25 straight games from Nov. 14 to March 1.
- Surpassed 1,000 career points on Feb. 25 at Villanova in his 91st career game.
- Owns single-season CHI Health Center Omaha record for field goal percentage and career marks for field goal percentage and blocked shots.
- Preseason First Team All-BIG EAST selection and one of 50 candidates on the Preseason Watch Lists for the Wooden Award and the Naismith Trophy.
- Is shooting 69.1 percent from the field (76-110) in 13 games against top-25 opponents, averaging 15.1 points, 6.5 rebounds and 2.3 blocks per game.
- Made 8-of-9 shots and scored 19 vs. Butler (Dec. 22) after missing 3 games with non-COVID illness.
- Made 10-of-11 shots and scored 24 points vs. North Dakota, adding seven rebounds (Nov. 10).
- Followed that with 10-for-10 shooting, including five dunks and scored 22 points vs. Holy Cross (Nov. 14)
- Made 22 straight field goal attempts from Nov. 10-21.
- Had 21 points, seven rebounds and two blocks while throwing down go-ahead dunk with 1:02 left in win vs. No. 9 Arkansas (Nov. 22).
- Made 9-of-10 shots and finished with 20 points and 13 rebounds at #2 Texas (Dec. 1).
- Owned 17 points, eight rebounds and tied career-high with six blocks vs. Seton Hall (Jan. 3).
- Had 15 points, eight rebounds, four assists, three steals and two blocks at No. 12 Xavier (Jan. 11).
- Had 21 points, 7 rebounds and 4 blocks in win vs. #19 Providence (Jan. 14).
- Registered 17 points, 8 rebounds and five blocks in win vs. #13 Xavier (Jan. 28).
- Swatted four shots at St. John's (Feb. 18) to move into second in Creighton's career history.
- Scored 21 points in BIG EAST Tournament win vs. Villanova (March 9).
- Was a perfect 7-for-7 from the field, finishing with 18 points and three steals vs. No. 15 Xavier in BIG EAST Tournament semifinals (March 10).
- Scored career-high 31 points in NCAA Tourney opener vs. NC State (March 17), making 11-of-14 shots and 8-of-9 free throws while blocking three shots.
- The 31 points were the most in CU history in an NCAA Tournament record, breaking a mark held by Doug McDermott.
- Team lost all three games without him from Dec. 10-16 (non-COVID illness).
- Owns 156 career dunks, including 69 last season.
- Named BIG EAST Defensive Player of the Year, Honorable Mention All-BIG EAST and to the BIG EAST's All-Tournament Team last season.
- Led the BIG EAST in field goal percentage and offensive rebounds per game last year, ranking fourth nationally in both categories.

#11 Ryan Kalkbrenner's Game-by-Game Stats

Opponent	Min	FG	Pct	3FG	Pct	FT	Pct	O-D-R	A	T	B	S	Pts.
ST. THOMAS-	29	4-9	.444	0-1	.000	0-0	---	5-4-9	0	0	1	1	8
NORTH DAKOTA-	23	10-11	.909	0-0	---	4-4	1.000	4-3-7	2	2	0	0	24
HOLY CROSS-	20	10-10	1.000	1-1	1.000	1-1	1.000	1-2-3	1	1	3	1	22
UC RIVERSIDE-	12	5-6	.833	1-2	.500	1-2	.500	1-7-8	0	0	1	0	12
#21 Texas Tech-	30	4-6	.667	0-0	---	2-2	1.000	3-3-6	1	0	2	0	10
#9 Arkansas-	38	9-12	.750	0-0	---	3-6	.500	3-4-7	1	2	2	1	21
#14 Arizona-	35	5-8	.625	1-3	.333	5-6	.833	2-3-5	1	1	2	2	16
#2 Texas-	34	9-10	.900	0-0	---	2-4	.500	3-10-13	0	3	2	0	20
NEBRASKA-	32	5-8	.625	0-1	.000	0-1	.000	5-5-10	2	2	1	1	10
BYU	Did	Not	Play	---	Sick								
Arizona State	Did	Not	Play	---	Sick								
Marquette	Did	Not	Play	---	Sick								
BUTLER-	29	8-9	.889	1-1	1.000	2-3	.667	2-2-4	2	0	2	1	19
DEPAUL-	29	1-3	.333	0-1	.000	2-2	1.000	1-3-4	3	2	1	0	4
SETON HALL-	27	7-9	.778	0-0	---	3-4	.750	3-2-8	2	1	6	0	17
#4 Connecticut-	33	3-6	.500	0-0	---	3-3	1.000	1-3-4	0	2	4	0	9
#12 Xavier-	38	5-8	.625	0-1	.000	5-7	.714	4-4-8	4	0	2	3	15
#19 PROVIDENCE-	36	7-9	.778	0-0	---	7-11	.636	2-5-7	0	3	4	0	21
Butler-	31	5-9	.556	0-0	---	1-2	.500	7-2-9	2	0	2	1	11
ST. JOHN'S-	27	7-8	.875	0-1	.000	2-4	.500	2-3-5	1	0	3	0	16
#13 XAVIER-	33	8-9	.889	0-0	---	1-1	1.000	2-6-8	0	1	5	1	17
Georgetown-	32	7-11	.636	0-1	.000	2-2	1.000	2-6-8	3	5	2	0	16
VILLANOVA-	38	7-11	.636	0-0	---	2-3	.667	4-1-5	1	1	3	0	16
Seton Hall-	36	5-9	.556	0-0	---	3-4	.750	1-3-4	2	2	1	0	13
#21 CONNECTICUT-	36	4-9	.444	0-1	.000	4-4	1.000	3-3-6	1	2	1	3	12
#24 Providence-	45	7-11	.636	0-1	.000	1-1	1.000	1-6-7	2	4	2	0	15
St. John's-	36	5-8	.625	0-0	---	2-2	1.000	3-5-8	2	0	4	0	12
#10 MARQUETTE-	35	4-5	.800	0-0	---	4-6	.667	1-3-4	2	2	2	2	12
Villanova-	33	7-9	.778	0-0	---	4-4	1.000	2-3-5	0	1	2	0	18
GEORGETOWN-	15	5-8	.625	0-1	.000	6-6	1.000	0-1-1	0	1	2	0	16
DePaul-	27	8-12	.667	0-0	---	4-4	1.000	3-1-4	0	3	0	1	20
Villanova-	36	9-12	.750	0-0	---	3-3	1.000	2-1-3	1	1	2	0	21
#15 Xavier-	33	7-7	1.000	1-1	1.000	3-4	.750	2-1-3	1	2	1	3	18
NC State-	38	11-14	.786	1-1	1.000	8-9	.889	0-7-7	2	1	3	0	31
#11 Baylor-	33	4-10	.400	0-0	---	2-2	1.000	5-2-7	0	0	1	0	10

#11 Ryan Kalkbrenner SEASON

Points	31	vs. NC State, 3/17	CAREER	Same
Rebounds	13	at #2 Texas, 12/1	15	at Georgetown, 2/12/22
FG	11	vs. NC State, 3/17	Same	
FGA	14	vs. NC State, 3/17	16	at Georgetown, 2/12/22
3FG	1 (5x)	last vs. NC State, 3/17	2	Seton Hall, 3/5/22
3FGA	3	vs. #14 Arizona, 11/23	4	at Seton Hall, 2/4/22
FT	8	vs. NC State, 3/17	Same	
FTA	11	#19 Providence, 1/14	Same	
Assists	4	at #12 Xavier, 1/11	4 (2x)	last at #12 Xavier, 1/11/23
Steals	3 (3x)	last vs. #15 Xavier, 3/10	3 (3x)	last vs. #15 Xavier, 3/10/23
Blocks	6	Seton Hall, 1/3	6 (2x)	last Seton Hall, 1/3/23
Minutes	45	at #24 Providence (2OT), 2/14	Same	

Ryan Kalkbrenner's Career Statistics

Year	GP-GS	Min.-Avg.	FGM-A	Pct.	3FGM-A	Pct.	FTM-A	Pct.	Off-Def	Total	Avg.	PF-D	Ast.	TO	Blk.	Stl.	Pts.	Avg.
2020-21	31-0	422-13.6	80-124	.645	0-2	.000	22-45	.489	47-61	108	3.5	48-0	10	16	38	6	182	5.9
2021-22	34-34	996-29.3	173-268	.646	3-12	.250	95-129	.736	134-127	261	7.7	48-0	31	47	89	15	444	13.1
2022-23	32-32	1025-32.0	202-286	.706	6-18	.333	92-117	.786	80-117	197	6.2	60-0	39	46	6	21	502	15.7
Totals	97-66	2443-25.2	455-678	.671	9-32	.281	209-291	.718	261-305	566	5.8	156-0	80	109	196	42	1128	11.6



#13 • Mason Miller

6-9 • 190 • F • Fr. • Germantown, Tenn.

- Is shooting 37.7 percent (20-53) from three-point range.
- Made both three-point attempts in collegiate debut vs. St. Thomas (Nov. 7).
- Scored seven points and had four rebounds vs. North Dakota (Nov. 10).
- Had eight points and eight rebounds vs. Holy Cross (Nov. 14), making 3-of-4

shots.

- Made 3-of-4 three-point shots and scored season-high nine points in 10 minutes during title game of Maui Invitational vs. No. 14 Arizona (Nov. 23).
- Buried a pair of three-pointers vs. Seton Hall (Jan. 3).
- Made 2-of-3 three-pointers and added four rebounds in 12 minutes of road win at Seton Hall (Feb. 8).
- Scored four points and snagged two rebounds vs. No. 21 Connecticut (Feb. 11).
- Scored BIG EAST-high eight points in 11 minutes off the bench at St. John's, adding three offensive rebounds (Feb. 18).
- Buried two three-pointers vs. No. 10 Marquette (Feb. 21).
- Played seven minutes in NCAA Tourney opener vs. NC State (March 17) before departing with an ankle injury, which caused him to miss Second Round win vs. No. 11 Baylor two days later.
- Redshirted last season at Creighton, but did have one steal and one rebound in 13 minutes of team's 2021 exhibition win over Upper Iowa.
- The son of longtime NBA sharpshooter Mike Miller and nephew of Bluejay assistant coach Ryan Miller.
- Named Tennessee's Class AAA Mr. Basketball in 2020-21 after helping Houston HS to its first state title.
- High school teammate of current Bluejay teammate Zander Yates.
- Owns a team-leading 37 inch vertical leap.

#13 Mason Miller's Game-by-Game Stats

Opponent	Min	FG	Pct	3FG	Pct	FT	Pct	O-D-R	A	T	B	S	Pts.
ST. THOMAS	12	3-4	.750	2-2	1.000	0-0	---	0-3-3	0	0	0	0	8
NORTH DAKOTA	17	2-5	.400	2-3	.667	1-2	.500	2-2-4	0	0	0	0	7
HOLY CROSS	21	3-4	.750	1-1	1.000	1-2	.500	1-7-8	1	1	0	0	8
UC RIVERSIDE	15	0-0	---	0-0	---	0-0	---	1-3-4	0	0	0	0	0
#21 Texas Tech	8	0-1	.000	0-1	.000	0-2	.000	1-1-2	0	0	0	0	0
#9 Arkansas	6	0-0	---	0-0	---	0-0	---	0-0-0	0	0	0	0	0
#14 Arizona	10	3-4	.750	3-4	.750	0-0	---	0-0-0	0	0	0	0	9
#2 Texas	5	0-2	.000	0-1	.000	0-2	.000	1-0-1	0	0	0	0	0
NEBRASKA	7	0-1	.000	0-1	.000	0-0	---	0-0-0	1	1	0	0	0
BYU	6	0-0	.000	0-0	---	0-0	---	0-0-0	0	0	0	0	0
Arizona State	9	1-2	.500	1-1	1.000	0-0	---	0-0-0	0	0	0	0	3
Marquette	9	0-1	.000	0-1	.000	0-0	---	0-0-0	1	0	0	1	0
BUTLER	7	0-1	.000	0-0	---	2-2	1.000	1-0-1	0	0	0	0	2
DEPAUL	9	0-1	.000	0-1	.000	0-0	---	0-1-1	1	1	0	0	0
SETON HALL	14	2-5	.400	2-5	.400	0-0	---	0-0-0	2	0	0	0	6
#4 Connecticut	1	0-0	---	0-0	---	0-0	---	0-0-0	0	0	0	0	0
#12 Xavier	2	0-0	---	0-0	---	0-0	---	0-0-0	0	0	0	0	0
#19 PROVIDENCE	10	1-2	.500	0-1	.000	0-0	---	0-0-0	0	0	0	0	2
Butler	8	0-2	.000	0-2	.000	0-0	---	0-0-6	0	0	0	0	0
ST. JOHN'S	11	1-5	.200	0-4	.000	0-0	---	0-1-1	1	0	0	0	2
#13 XAVIER	5	0-0	---	0-0	---	0-0	---	0-0-0	1	1	0	1	0
Georgetown	5	0-0	---	0-0	---	0-0	---	0-1-1	0	0	0	0	0
VILLANOVA	6	0-0	---	0-0	---	0-0	---	0-1-1	0	0	0	0	0
Seton Hall	12	2-4	.500	2-3	.667	0-0	---	3-1-4	0	1	0	0	6
#21 CONNECTICUT	14	1-3	.333	1-3	.333	1-2	.500	1-1-2	0	1	0	0	4
#24 Providence	3	0-0	---	0-0	---	0-0	---	0-1-1	0	0	0	0	0
St. John's	11	2-6	.333	2-6	.333	2-2	1.000	3-0-3	0	1	0	0	8
#10 MARQUETTE	12	2-3	.667	2-3	.667	0-0	---	0-0-0	0	0	0	0	6
Villanova	11	1-4	.250	0-1	.000	0-0	---	3-2-5	0	1	0	0	2
GEORGETOWN	19	0-2	.000	0-2	.000	0-0	---	0-3-3	0	0	0	1	0
DePaul	8	1-3	.333	1-3	.333	2-2	1.000	0-1-1	0	0	0	0	5
Villanova	9	1-2	.500	1-2	.500	0-0	---	0-2-2	0	0	0	0	3
#15 Xavier	12	0-1	.000	0-1	.000	0-0	---	0-0-0	0	0	0	0	0
NC State	7	0-2	.000	0-1	.000	0-0	---	0-2-2	0	0	0	0	0
#11 Baylor	Did			Not		Play	--			Injured			

#13 Mason Miller	SEASON	CAREER
Points	9 vs. #14 Arizona, 11/23	Same
Rebounds	8 Holy Cross, 11/14	Same
FG	3 (2x) last vs. #14 Arizona, 11/23	3 (2x) last vs. #14 Arizona, 11/23/22
FGA	5 (3x) last St. John's, 1/25	5 (3x) last St. John's, 1/25/23
3FG	3 vs. #14 Arizona, 11/23	Same
3FGA	6 at St. John's, 2/18	Same
FT	2 (3x) last at DePaul, 3/4	2 (3x) last at DePaul, 3/4/23
FTA	2 (8x) last at DePaul, 3/4	2 (8x) last at DePaul, 3/4/23
Assists	2 Seton Hall, 1/3	Same
Steals	1 (3x) last Georgetown, 3/1	1 (3x) last Georgetown, 3/1/23
Blocks		
Minutes	21 Holy Cross, 11/14	Same

Mason Miller's Career Statistics

Year	GP-GS	Min.-Avg.	FGM-A	Pct.	3FGM-A	Pct.	FTM-A	Pct.	Off-Def	Total	Avg.	PF-D	Ast.	TO	Blk.	Stl.	Pts. Avg.
2021-22		Redshirted															
2022-23	34-0	321-9.4	26-70	.371	20-53	.377	9-16	.563	17-39	56	1.6	20-0	8	8	0	3	81 2.4



#14 • Sami Osmani

6-4 • 205 • G • Jr. • Oak Lawn, Ill.

- Walk-on guard in his third year in the program.
- Dished an assist and grabbed a rebound vs. North Dakota (Nov. 10).
- Contributed two points and two rebounds in three minutes vs. Holy Cross (Nov. 14).
- Made a lay-up in final minutes of win vs. UC Riverside (Nov. 17).
- Picked up an assist and rebound in win vs. Butler (Dec. 22).
- Had two points, a rebound and an assist vs. St. John's (Jan. 25).
- Buried first career three-pointer vs. Georgetown (March 1) to establish a career-high with three points while also adding a rebound and an assists.
- Grabbed three rebounds and a steal in exhibition win vs. Drury (Oct. 30).
- In his first two years, has six points, seven rebounds and a steal in 17 games played.

#14 Sami Osmani's Game-by-Game Stats

Opponent	Min	FG	Pct	3FG	Pct	FT	Pct	O-D-R	A	T	B	S	Pts.
ST. THOMAS	Did			Not		Play							
NORTH DAKOTA	4	0-0	---	0-0	---	0-0	---	0-1-1	1	0	0	0	0
HOLY CROSS	3	1-3	.333	0-1	.000	0-0	---	0-2-2	0	0	0	0	2
UC RIVERSIDE	3	1-1	1.000	0-0	---	0-0	---	0-0-0	0	0	0	0	2
#21 Texas Tech	Did			Not		Play							
#9 Arkansas	Did			Not		Play							
#14 Arizona	Did			Not		Play							
#2 Texas	Did			Not		Play							
NEBRASKA	Did			Not		Play							
BYU	Did			Not		Play							
Arizona State	Did			Not		Play							
Marquette	1	0-0	---	0-0	---	0-0	---	0-0-0	0	0	0	0	0
BUTLER	2	0-0	---	0-0	---	0-0	---	0-1-1	1	0	0	0	2
DEPAUL	Did			Not		Play							
SETON HALL	4	0-1	.000	0-1	.000	0-0	---	1-0-1	0	0	0	0	0
#4 Connecticut	Did			Not		Play							
#12 Xavier	Did			Not		Play							
#19 PROVIDENCE	Did			Not		Play							
Butler	1	0-0	---	0-0	---	0-0	---	0-0-0	0	0	0	0	0
ST. JOHN'S	3	1-1	1.000	0-0	---	0-0	---	1-0-1	1	0	0	0	2
#13 XAVIER	Did			Not		Play							
Georgetown	Did			Not		Play							
VILLANOVA	Did			Not		Play							
Seton Hall	Did			Not		Play							
#21 CONNECTICUT	Did			Not		Play							
#24 Providence	Did			Not		Play							
St. John's	Did			Not		Play							
#10 MARQUETTE	Did			Not		Play							
Villanova	Did			Not		Play							
GEORGETOWN	4	1-1	1.000	1-1	1.000	0-0	---	1-0-1	1	0	0	0	3
DePaul	Did			Not		Play							
Villanova	Did			Not		Play							
#15 Xavier	1	0-1	.000	0-1	.000	0-0	---	0-1-1	0	0	0	0	0
NC State	Did			Not		Play							
#11 Baylor	Did			Not		Play							

#14 Sami Osmani	SEASON	CAREER
Points	3 Georgetown, 3/1	Same
Rebounds	2 Holy Cross, 11/14	2 (2x) last Holy Cross, 11/14/22
FG	1 (4x) last Georgetown, 3/1	1 (7x) last Georgetown, 3/1/23
FGA	3 Holy Cross, 11/14	3 (2x) last Holy Cross, 11/14/22
3FG	1 Georgetown, 3/1	Same
3FGA	1 (4x) last vs. #15 Xavier, 3/10	1 (11x) last vs. #15 Xavier, 3/10/23
FT		
FTA		1 at #11 Providence, 2/26/22
Assists	1 (3x) last Georgetown, 3/1	1 (3x) last Georgetown, 3/1/23
Steals		1 Nebraska, 12/11/20
Blocks		
Minutes	4 (3x) last Georgetown, 3/1	5 Seton Hall, 1/6/21

Sami Osmani's Career Statistics

Year	GP-GS	Min.-Avg.	FGM-A	Pct.	3FGM-A	Pct.	FTM-A	Pct.	Off-Def	Total	Avg.	PF-D	Ast.	TO	Blk.	Stl.	Pts. Avg.	
2020-21	9-0	22-2.4	3-9	.333	0-4	.000	0-0	---	1-2	3	0.3	3-0	0	0	0	1	6	0.7
2021-22	8-0	13-1.6	0-5	.000	0-3	.000	0-1	.000	2-2	4	0.5	1-0	0	0	0	0	0	0.0
2022-23	10-0	26-2.6	4-8	.500	1-4	.250	0-0	---	3-5	8	0.8	2-0	4	0	0	0	9	0.9
Totals	27-0	61-2.3	7-22	.318	1-11	.091	0-1	.000	6-9	15	0.6	6-0	4	0	0	1	15	0.6



#21 • Evan Young

5-11 • 160 • G • Fr. • Alpine, Utah

- Had two points and an assist in his collegiate debut vs. North Dakota (Nov. 10).
- Also dished an assist vs. Holy Cross (Nov. 14).
- Buried first career three-point attempt vs. Georgetown (March 1).
- Walk-on guard who won a state title in high school.

- Dished an assist in exhibition win vs. Drury (Oct. 30).
- Named *Provo Daily Herald's* 2022 Utah Valley Boys Basketball Player of the Year.
- First Utah prep product to appear in a Creighton game in more than 50 years.

#21 Evan Young's Game-by-Game Stats

Opponent	Min	FG	Pct	3FG	Pct	FT	Pct	O-D-R	A	T	B	S	Pts.
ST. THOMAS	Did			Not		Play							
NORTH DAKOTA	3	1-1	1.000	0-0	---	0-0	---	0-0-0	1	0	0	0	2
HOLY CROSS	2	0-0	---	0-0	---	0-0	---	0-0-0	1	0	0	0	0
UC RIVERSIDE	2	0-0	---	0-0	---	0-0	---	0-0-0	0	0	0	0	0
#21 Texas Tech	Did			Not		Play							
#9 Arkansas	Did			Not		Play							
#14 Arizona	Did			Not		Play							
#2 Texas	Did			Not		Play							
NEBRASKA	Did			Not		Play							
BYU	Did			Not		Play							
Arizona State	Did			Not		Play							
Marquette	Did			Not		Play							
BUTLER	1	0-0	---	0-0	---	0-0	---	0-0-0	0	0	0	0	0
DEPAUL	Did			Not		Play							
SETON HALL	Did			Not		Play	--	Sick					
#4 Connecticut	Did			Not		Play							
#12 Xavier	Did			Not		Play							
#19 PROVIDENCE	Did			Not		Play							
Butler	1	0-0	---	0-0	---	0-0	---	0-0-0	0	0	0	0	0
ST. JOHN'S	2	0-0	---	0-0	---	0-0	---	0-0-0	0	0	0	0	0
#13 XAVIER	Did			Not		Play							
Georgetown	Did			Not		Play							
VILLANOVA	Did			Not		Play							
Seton Hall	Did			Not		Play							
#21 CONNECTICUT	Did			Not		Play							
#24 Providence	Did			Not		Play							
St. John's	Did			Not		Play							
#10 MARQUETTE	Did			Not		Play							
Villanova	Did			Not		Play							
GEORGETOWN	3	1-1	1.000	1-1	1.000	0-0	---	0-0-0	0	0	0	0	3
DePaul	Did			Not		Play							
Villanova	Did			Not		Play							
#15 Xavier	1	0-1	.000	0-1	.000	0-0	---	0-0-0	0	0	0	0	0
NC State	Did			Not		Play							
#11 Baylor	Did			Not		Play							

#21 Evan Young	SEASON	CAREER
Points	3 Georgetown, 3/1	Same
Rebounds		
FG	1 (2x) last Georgetown, 3/1	1 (2x) last Georgetown, 3/1/23
FGA	1 (3x) last vs. #15 Xavier, 3/10	1 (3x) last vs. #15 Xavier, 3/10/23
3FG		
3FGA		
FT		
FTA		
Assists	1 (2x) last Holy Cross, 11/14	1 (2x) last Holy Cross, 11/14/22
Steals		
Blocks		
Minutes	3 (2x) last Georgetown, 3/1	3 (2x) last Georgetown, 3/1/23

Evan Young's Career Statistics

Year	GP-GS	Min.-Avg.	FGM-A	Pct.	3FGM-A	Pct.	FTM-A	Pct.	Off-Def	Total	Avg.	PF-D	Ast.	TO	Blk.	Stl.	Pts. Avg.
2022-23	8-0	15-1.9	2-3	.667	1-2	.500	0-0	---	0-0	0	0.0	1-0	2	0	0	0	5 0.6



#23 • Trey Alexander

6-4 • 190 • G • So. • Oklahoma City, Okla.

- Honorable Mention All-BIG EAST pick.
- One of four players in CU history with multiple games of seven three-pointers, joining Ethan Wragge, Kyle Korver and Mitch Ballock.
- Only 25 turnovers in last 18 games (589 minutes).
- Scored career-high 32 points with career-high seven three-pointers in Christmas Day win vs. DePaul.

- Poured in 27 points in win vs. Villanova, including 4-4 free throws after CU fell behind with 34 seconds left (Feb. 4).
- Had 25 points in 23 minutes in win vs. Georgetown, making 7-of-10 three-pointers.
- Made 10-of-11 free throws and scored 20 points in win vs. No. 19 Providence (Jan. 14).
- Owned 12 points and career-high three blocked shots in season-opener vs. St. Thomas (Nov. 7).
- Made four three-pointers and scored 14 points in win vs. North Dakota (Nov. 10).
- Had 12 points and career-high nine rebounds in win vs. UC Riverside (Nov. 17), adding three assists and two steals.
- Scored in double-figures of all three games of the Maui Invitational (Nov. 21-23), including a season-high 17 points in win vs. No. 21 Texas Tech.
- Made first five shots and had 15 points and seven rebounds vs. No. 14 Arizona in title game of Maui Invitational.
- Recorded 17 points vs. BYU (Dec. 10), including eight points in late 12-0 run as CU retook the lead vs. the Cougars.
- Delivered a season-high eight assists in win at Seton Hall (Feb. 8).
- Led CU with 17 points in just 23 minutes vs. No. 21 UConn (Feb. 11).
- Scored 21 points and grabbed six rebounds in win at DePaul (March 4).
- Had 17 points, eight rebounds and five assists in win vs. No. 11 Baylor to secure trip to the Sweet 16 (March 19).
- Moved from back-up shooting guard to starting point guard last season when Ryan Nembhard was injured, averaging 11.6 points, 4.3 assists and 4.0 rebounds in 34.2 minutes during CU's final eight games.
- Scored career-high 18 points in NCAA Tourney debut vs. San Diego State, including game-tying basket in the final 15 seconds of regulation and the go-ahead bucket with 1:08 left in overtime.

#23 Trey Alexander's Game-by-Game Stats

Opponent	Min	FG	Pct	3FG	Pct	FT	Pct	O-D-R	A	T	B	S	Pts.
ST. THOMAS-	32	5-11	.455	1-5	.200	1-2	.500	1-2-3	0	0	3	1	12
NORTH DAKOTA-	24	5-8	.625	4-6	.667	0-0	---	0-5-5	0	0	1	2	14
HOLY CROSS-	21	3-6	.500	1-4	.250	0-0	---	1-2-3	1	3	0	1	7
UC RIVERSIDE-	29	5-10	.500	0-0	---	2-2	1.000	2-7-9	3	1	1	2	12
#21 Texas Tech-	34	5-6	.833	2-2	1.000	5-6	.833	0-2-2	3	4	1	1	17
#9 Arkansas-	32	4-6	.667	0-0	---	4-5	.800	0-5-5	6	2	0	2	12
#14 Arizona-	33	6-11	.545	1-3	.333	2-2	1.000	0-7-7	1	1	0	1	15
#2 Texas-	33	0-8	.000	0-2	.000	4-4	1.000	1-4-5	4	2	0	0	4
NEBRASKA-	32	3-12	.250	3-8	.375	0-0	---	0-5-5	0	1	0	1	9
BYU-	35	3-12	.250	1-3	.333	10-12	.833	0-3-3	4	2	0	1	17
Arizona State-	29	3-8	.375	2-3	.667	4-4	1.000	1-1-2	3	0	1	1	12
Marquette-	29	2-6	.333	0-2	.000	0-0	---	0-2-2	1	4	2	0	4
BUTLER-	29	2-7	.286	2-3	.667	2-4	.500	0-4-4	2	0	1	0	8
DEPAUL-	35	11-16	.688	7-12	.583	3-5	.600	1-5-6	0	3	0	1	32
SETON HALL-	28	5-10	.500	2-5	.400	3-3	1.000	0-3-3	6	1	1	1	15
#4 Connecticut-	38	3-14	.214	0-2	.000	5-6	.833	2-4-6	2	1	0	0	11
#12 Xavier-	35	5-8	.625	1-2	.500	5-6	.833	0-3-3	4	2	1	1	16
#19 PROVIDENCE-	38	5-11	.455	0-3	.000	10-11	.909	0-6-6	3	0	0	1	20
Butler-	26	5-10	.500	1-3	.333	0-0	---	0-1-2	3	0	0	2	11
ST. JOHN'S-	26	5-10	.500	2-5	.400	0-0	---	0-3-3	3	0	0	0	12
#13 XAVIER-	31	4-11	.364	2-5	.400	3-4	.750	0-0-0	2	0	0	0	13
Georgetown-	37	5-15	.333	1-7	.143	0-1	.000	1-4-5	5	0	0	2	11
VILLANOVA-	37	8-15	.533	5-9	.556	6-7	.857	0-3-3	2	2	0	0	27
Seton Hall-	27	3-5	.600	1-2	.500	1-2	.500	0-3-3	8	2	0	2	8
#21 CONNECTICUT-	23	6-8	.750	2-3	.667	3-5	.600	0-0-0	0	1	0	1	17
#24 Providence-	49	7-11	.636	2-2	1.000	1-2	.500	0-6-6	1	1	1	0	17
St. John's-	34	3-11	.273	1-5	.200	2-2	1.000	0-5-5	4	2	0	2	9
#10 MARQUETTE-	35	3-9	.333	2-5	.400	0-0	---	1-6-7	5	3	0	0	8
Villanova-	30	3-11	.273	1-5	.200	1-2	.500	0-4-4	2	0	0	1	8
GEORGETOWN-	23	8-11	.727	7-10	.700	2-2	1.000	0-3-3	4	3	1	1	25
DePaul-	35	8-14	.571	3-6	.500	2-2	1.000	0-6-6	2	2	1	2	21
Villanova-	35	3-9	.333	3-5	.600	4-4	1.000	0-7-7	2	0	0	1	13
#15 Xavier-	29	4-11	.364	2-4	.500	2-2	1.000	1-3-4	2	4	0	2	12
NC State-	37	4-12	.333	0-4	.000	1-2	.500	0-2-2	2	2	1	2	9
#11 Baylor-	37	5-13	.385	1-4	.250	6-6	1.000	0-8-8	5	3	0	1	17

#23 Trey Alexander	SEASON	CAREER
Points	32 DePaul, 12/25	Same
Rebounds	9 UC Riverside, 11/17	Same
FG	11 DePaul, 12/25	Same
FGA	16 DePaul, 12/25	Same
3FG	7 (2x) last Georgetown, 3/1	7 (2x) last Georgetown, 3/1/23
3FGA	12 DePaul, 12/25	Same
FT	10 (2x) last #19 Providence, 1/14	10 (2x) last #19 Providence, 1/14/23
FTA	12 vs. BYU, 12/10	Same
Assists	8 at Seton Hall, 2/8	9 #3 Kansas, 3/19/22
Steals	2 (10x) last vs. NC State, 3/17	3 DePaul, 1/22/22
Blocks	3 St. Thomas, 11/7	Same
Minutes	49 at #24 Providence (2OT), 2/14	Same

Trey Alexander's Career Statistics

Year	GP-GS	Min.-Avg.	FGM-A	Pct.	3FGM-A	Pct.	FTM-A	Pct.	Off-Def	Total	Avg.	PF-D	Ast.	TO	Blk.	Stl.	Pts. Avg.
2021-22	35-13	933-26.7	89-211	.422	18-64	.281	63-77	.818	10-121	131	3.7	68-1	86	64	10	25	259 7.4
2022-23	35-35	1117-31.9	159-356	.447	63-149	.342	94-115	.817	12-135	147	4.2	59-0	92	52	17	38	475 13.6
Totals	70-48	2050-29.3	248-567	.437	81-213	.380	157-192	.818	22-256	278	4.0	127-1	178	116	27	63	734 10.5



#24 • Arthur Kaluma

6-7 • 225 • F • So. • Glendale, Ariz.

- Led CU with 17 points in season-opener vs. St. Thomas (Nov. 7), also grabbing eight rebounds.
- Had 12 points, seven rebounds, two steals and career-high four assists vs. UC Riverside (Nov. 17).
- Scored 18 points in win vs. No. 21 Texas Tech (Nov. 21).
- Scored career-high 27 points in just 26 minutes vs. BYU (Dec. 10).

- Contributed 15 points and seven rebounds vs. Arizona State (Dec. 12).
- Earned first double-double of the season with 14 points and 11 rebounds vs. Seton Hall (Jan. 3).
- Snagged 16 rebounds, CU's most since 2012, at No. 4 UConn (Jan. 7) while adding 14 points for his second double-double of the year.
- Scored game-high 20 points and added nine rebounds in win vs. No. 13 Xavier (Jan. 28).
- Dished career-high five assists and made three straight three-pointers in crunch time to lead CU to road win at St. John's (Feb. 18).
- Paced CU with 19 points and six rebounds at Villanova (Feb. 25).
- Celebrated 21st birthday with 13 points and seven rebounds in win vs. Georgetown (March 1).
- Had 10 points, nine rebounds and four assists in NCAA Tournament opener vs. NC State (March 17).
- Made 4-of-5 shots and finished with 11 points and seven rebounds in win vs. No. 11 Baylor (March 19).
- Named to Preseason All-BIG EAST Second Team in 2022-23 and one of 20 men on the preseason Karl Malone Award (Power Forward of the Year) Watch list.
- Named to BIG EAST's All-Freshman Team last year, when he averaged 10.4 points and 5.4 rebounds per game.
- Also named to BIG EAST's All-Tournament Team last year.
- Averaged 13.1 points and 6.3 rebounds in final nine games after missing four games in mid-February due to injury.
- Had 24 points and 12 rebounds in Second Round of NCAA Tournament against eventual national champion Kansas.
- Averaged 22.5 points and 5.5 rebounds per game for Uganda at the FIBA Basketball World Cup 2023 African Qualifiers.
- Creighton's highest-ranked recruit (No. 48 per 247Sports) of the Greg McDermott era.

#24 Arthur Kaluma's Game-by-Game Stats

Opponent	Min	FG	Pct	3FG	Pct	FT	Pct	O-D-R	A	T	B	S	Pts.
ST. THOMAS-	27	7-17	.412	1-7	.143	2-2	1.000	2-6-8	0	2	0	0	17
NORTH DAKOTA-	23	4-11	.364	1-2	.500	3-5	.600	2-4-6	0	0	0	0	12
HOLY CROSS-	19	5-8	.625	2-4	.500	1-3	.333	0-2-2	2	1	0	1	13
UC RIVERSIDE-	25	4-12	.333	2-6	.333	2-4	.500	3-4-7	4	1	0	2	12
#21 Texas Tech-	34	6-11	.545	2-4	.500	4-4	1.000	0-4-4	0	4	2	1	18
#9 Arkansas-	30	4-8	.500	0-1	.000	1-2	.500	2-4-6	2	6	1	2	9
#14 Arizona-	30	2-6	.333	0-2	.000	2-2	1.000	0-2-2	2	2	1	0	6
#2 Texas-	35	6-12	.500	1-5	.200	0-0	---	1-2-3	2	2	1	0	13
NEBRASKA-	29	0-8	.000	0-6	.000	2-2	1.000	2-3-5	2	1	0	0	2
BYU-	26	8-14	.571	4-7	.571	7-11	.636	1-2-3	2	3	1	0	27
Arizona State-	32	3-13	.231	3-6	.500	6-8	.750	0-2-7	0	2	0	1	15
Marquette-	28	4-7	.571	0-3	.000	4-4	1.000	0-5-5	1	1	0	0	12
BUTLER-	33	4-10	.400	2-3	.667	2-4	.500	1-5-6	2	3	0	0	12
DEPAUL-	27	3-6	.500	1-2	.500	1-3	.333	0-7-7	3	4	0	0	8
SETON HALL-	26	5-9	.556	2-3	.667	2-4	1.000	3-8-11	1	3	1	0	14
#4 Connecticut-	39	5-16	.308	0-3	.000	4-7	.571	6-10-16	0	2	2	1	14
#12 Xavier-	33	5-9	.556	1-3	.333	0-0	---	2-7-9	0	3	2	1	11
#19 PROVIDENCE-	26	4-8	.500	0-1	.000	1-1	1.000	1-2-3	2	1	0	2	9
Butler-	31	3-7	.429	0-1	.000	3-3	1.000	2-6-8	1	3	1	1	9
ST. JOHN'S-	23	4-6	.667	0-0	---	6-6	1.000	2-3-5	0	1	0	0	14
#13 XAVIER-	35	7-16	.438	2-5	.400	4-4	1.000	4-5-9	3	0	2	0	20
Georgetown-	35	4-12	.333	1-5	.200	3-4	.750	2-6-8	1	2	1	0	12
VILLANOVA-	33	1-8	.125	1-5	.200	5-7	.714	1-7-8	1	4	0	2	8
Seton Hall-	32	4-5	.800	1-1	1.000	2-3	.667	0-7-7	2	3	0	0	11
#21 CONNECTICUT-	26	0-6	.000	0-3	.000	2-2	1.000	0-6-6	2	3	0	2	2
#24 Providence-	47	6-14	.429	1-4	.250	4-5	.800	0-3-3	0	2	0	1	17
St. John's-	25	5-11	.455	3-6	.500	0-0	---	3-3-6	5	4	0	1	13
#10 MARQUETTE-	16	1-6	.167	0-2	.000	0-0	---	2-1-3	1	1	0	0	2
Villanova-	29	5-11	.455	3-7	.429	6-7	.857	3-3-6	3	0	1	0	19
GEORGETOWN-	21	5-10	.500	2-3	.667	1-4	.250	3-4-7	1	0	0	0	13
DePaul-	32	1-6	.167	0-2	.000	2-3	.667	1-4-5	3	2	1	0	4
Villanova-	31	5-8	.625	2-4	.500	6-8	.750	0-2-2	4	0	1	1	18
#15 Xavier-	24	3-8	.375	1-5	.200	0-0	---	0-2-2	0	0	0	0	7
NC State-	33	2-6	.333	0-3	.000	6-6	1.000	2-7-9	4	2	1	0	10
#11 Baylor-	26	4-5	.800	1-2	.500	2-2	1.000	3-4-7	2	4	1	0	11

#24 Arthur Kaluma	SEASON	CAREER
Points	27 vs. BYU, 12/10	Same
Rebounds	16 at #4 UConn, 1/7	Same
FG	8 vs. BYU, 12/10	8 (2x) last vs. BYU, 12/10/22
FGA	17 St. Thomas, 11/7	Same
3FG	4 vs. BYU, 12/10	4 (3x) last vs. BYU, 12/10/22
3FGA	7 (3x) last at Villanova, 2/25	10 vs. #3 Kansas, 3/19/22
FT	7 vs. BYU, 12/10	Same
FTA	11 vs. BYU, 12/10	Same
Assists	5 at St. John's, 2/18	Same
Steals	2 (5x) last #21 Connecticut, 2/11	2 (6x) last #21 Connecticut, 2/11/23
Blocks	2 (3x) last at #12 Xavier, 1/11	4 Arkansas-Pine Bluff, 11/9/21
Minutes	47 at #24 Providence (2OT), 2/14	Same

Arthur Kaluma's Career Statistics

Year	GP-GS	Min.-Avg.	FGM-A	Pct.	3FGM-A	Pct.	FTM-A	Pct.	Off-Def	Total	Avg.	PF-D	Ast.	TO	Blk.	Stl.	Pts. Avg.
2021-22	31-30	830-26.8	124-279	.444	27-102	.265	47-70	.671	36-130	166	5.4	78-2	40	79	18	19	322 10.4
2022-23	35-35	1021-29.2	139-330	.421	40-126	.317	96-130	.738	56-155	211	6.0	76-1	59	72	20	19	414 11.8
Totals	66-65	1851-28.0	263-609	.432	67-228	.294	143-200	.715	92-285	377	5.7	154-3	99	151	38	38	736 11.2



#33 • Fredrick King

6-10 • 234 • C • Fr. • Mangrove Cay, Andros, Bahamas

- BIG EAST Freshman of the Week on Dec. 19 after averaging 16.0 ppg., 10.5 rpg. and 4.0 bpg. on 84.2 percent shooting from the floor.
- Made 29-46 shots in BIG EAST play (14 dunks), and was 9-for-9 with eight dunks against Marquette.
- Made collegiate debut with five points, two rebounds and a block vs. St. Thomas (Nov. 7).

- Had eight points, eight rebounds and a block vs. North Dakota (Nov. 10).
- Finished with nine points and five rebounds in 17 minutes vs. Holy Cross (Nov. 14).
- Had four points and four rebounds in win vs. No. 21 Texas Tech (Nov. 21).
- Had four points and three blocked shots vs. BYU (Dec. 10), as he became CU's first true freshman to start a game at center since 2008, and has since become first true freshman to make multiple starts at center since 1995.
- In second start, had career-highs with 16 points, 11 rebounds and five blocked shots vs. Arizona State (Dec. 12). He's one of 7 true freshmen with a 16/11/5 line and no turnovers since 2010, joining the likes of Chet Holmgren, Anthony Davis, Armando Bacot and Mo Bamba.
- Shot 8-for-8 with seven dunks while making BIG EAST debut with 16 points, 10 rebounds and three blocks at Marquette (Dec. 16).
- Had eight points and three rebounds in eight minutes at Butler (Jan. 17).
- Recorded seven points and four rebounds on 3-of-3 shooting vs. St. John's (Jan. 25).
- Had six points and three rebounds in seven minutes at Villanova (Feb. 25).
- Had four points, five rebounds and an assist vs. Georgetown (March 1).
- With Ryan Kalkbrenner in foul trouble, had nine points and four rebounds in 13 minutes of road win at DePaul (March 4).
- Became first CU freshman with consecutive double-doubles since Doug McDermott in 2011.
- Creighton's second player ever from the Bahamas, joining Livan Pyfrom (1999-01).
- Made his CU debut with 10 points, six rebounds and a pair of swats in 16 minutes of exhibition win vs. Drury (Oct. 30).
- First Bluejay to wear No. 33 since Bob Portman (1966-69) after Portman granted permission for King to wear his retired jersey number.

#33 Fredrick King's Game-by-Game Stats

Opponent	Min	FG	Pct	3FG	Pct	FT	Pct	O-D-R	A	T	B	S	Pts.
ST. THOMAS	9	1-3	.333	0-0	---	3-4	.750	1-1-2	0	0	1	0	5
NORTH DAKOTA	14	4-7	.571	0-0	---	0-0	---	4-4-8	0	4	1	0	8
HOLY CROSS	17	3-4	.750	0-0	---	3-8	.375	2-3-5	0	1	0	0	9
UC RIVERSIDE	9	3-4	.750	0-0	---	2-3	.667	0-2-2	0	1	2	0	8
#21 Texas Tech	9	2-2	1.000	0-0	---	0-0	---	1-3-4	0	0	1	0	4
#9 Arkansas	2	0-1	.000	0-0	---	0-0	---	0-1-1	0	0	0	0	0
#14 Arizona	5	0-3	.000	0-0	---	0-0	---	0-1-1	0	0	5	0	0
#2 Texas	4	0-0	---	0-0	---	0-0	---	0-1-1	0	0	1	1	0
NEBRASKA	5	0-1	.000	0-0	---	0-0	---	1-0-1	0	0	0	0	0
BYU-	18	2-3	.667	0-0	---	0-0	---	0-0-0	1	2	3	0	4
Arizona State-	26	8-11	.727	0-0	---	0-0	---	5-6-11	1	0	5	0	16
Marquette	28	8-8	1.000	0-0	---	0-0	---	3-7-10	1	1	3	0	16
BUTLER	10	3-3	1.000	0-0	---	3-4	.750	2-3-5	0	3	2	1	9
DEPAUL	11	0-1	.000	0-0	---	0-0	---	0-2-2	0	0	1	0	0
SETON HALL	13	1-2	.500	0-0	---	0-0	---	0-1-3	0	0	1	0	2
#4 Connecticut	7	0-2	.000	0-0	---	0-0	---	1-0-1	0	0	0	0	0
#12 Xavier	3	0-0	---	0-0	---	0-0	---	0-0-0	0	0	0	0	0
#19 PROVIDENCE	4	0-1	.000	0-0	---	0-0	---	0-0-0	0	0	0	0	0
Butler	8	4-7	.571	0-0	---	0-0	---	2-1-3	0	0	1	0	8
ST. JOHN'S	13	3-3	1.000	0-0	---	1-2	.500	1-3-4	0	0	0	0	7
#13 XAVIER	7	2-2	1.000	0-0	---	0-0	---	1-0-1	1	0	1	0	4
Georgetown	7	0-1	.000	0-0	---	0-0	---	1-1-2	0	1	1	0	0
VILLANOVA	2	0-1	.000	0-0	---	0-0	---	2-0-2	0	0	0	0	0
Seton Hall	4	0-1	.000	0-0	---	0-0	---	1-0-1	0	0	1	0	0
#21 CONNECTICUT	4	0-0	---	0-0	---	1-2	.500	0-1-1	0	0	0	0	1
#24 Providence	5	0-0	---	0-0	---	2-2	1.000	0-0-0	0	1	1	0	2
St. John's	3	0-0	---	0-0	---	0-0	---	0-0-0	0	0	0	0	0
#10 MARQUETTE	5	1-1	1.000	0-0	---	0-0	---	1-0-1	0	1	0	0	2
Villanova	7	2-4	.500	0-0	---	2-3	.667	2-1-3	0	0	0	0	6
GEORGETOWN	15	1-3	.333	0-0	---	2-2	1.000	2-3-5	1	1	0	0	4
DePaul	13	4-6	.667	0-0	---	1-2	.500	2-2-4	0	2	0	0	9
Villanova	3	0-0	---	0-0	---	0-0	---	0-0-0	0	0	0	0	0
#15 Xavier	7	0-1	.000	0-0	---	0-0	---	1-0-1	0	1	0	0	0
NC State	2	0-0	---	0-0	---	0-0	---	0-1-1	0	0	0	0	0
#11 Baylor	5	0-0	---	0-0	---	0-0	---	1-0-1	0	0	0	0	0

#33 Fredrick King	SEASON	CAREER
Points	16 (2x) last at Marquette, 12/16	16 (2x) last at Marquette, 12/16/22
Rebounds	11 vs. Arizona State, 12/12	Same
FG	8 (2x) last at Marquette, 12/16	8 (2x) last at Marquette, 12/16/22
FGA	11 vs. Arizona State, 12/12	Same
3FG		
3FGA		
FT	3 (2x) last Holy Cross, 11/14	3 (2x) last Holy Cross, 11/14/22
FTA	8 Holy Cross, 11/14	Same
Assists	1 (5x) last Georgetown, 3/1	1 (5x) last Georgetown, 3/1/23
Steals	1 (2x) last Butler, 12/22	1 (2x) last Butler, 12/22/22
Blocks	5 vs. Arizona State, 12/12	Same
Minutes	28 at Marquette, 12/16	Same

Fredrick King's Career Statistics

Year	GP-GS	Min.-Avg.	FGM-A	Pct.	3FGM-A	Pct.	FTM-A	Pct.	Off-Def	Total	Avg.	PF-D	Ast.	TO	Blk.	Stl.	Pts. Avg.	
2022-23	35-3	304-8.7	52-86	.605	0-0	---	20-32	.625	37-50	87	2.5	46-0	5	19	26	2	124	3.5



#55 • Baylor Scheierman

6-7 • 205 • G • Sr. • Aurora, Neb.

- Honorable Mention All-BIG EAST choice.
- One of 50 players on the Preseason Watch List for the John R. Wooden Award.
- Ranks 12th nationally in defensive rebounds per game and 25th in double-doubles.
- His 256 defensive rebounds are the most by a Bluejay in more than 30 years, while his 288 rebounds are tied for the most in that span.

- Has made multiple three-pointers in all but seven of his last 45 games and at least one trey in last 45 contests.
- His 35 straight games at Creighton with a three-pointer is the longest streak in CU history.
- His 13 double-doubles are the most by any Bluejay since 1988-89.
- Became just CU's third player since 1980 to debut with a double-double when he had 11 points and 10 rebounds vs. St. Thomas (Nov. 7).
- Had eight points, 10 rebounds and four assists vs. North Dakota (Nov. 10).
- Made 7-10 shots, including 3-of-4 trifectas, while scoring 17 points in win vs. UC Riverside (Nov. 17).
- Had double-doubles at Maui Invitational against both No. 21 Texas Tech (11 points, 12 rebounds on Nov. 21) and No. 14 Arizona (11 points, 11 rebounds on Nov. 23).
- Scored 20 points in win vs. No. 9 Arkansas (Nov. 22).
- Recorded 13 points and 11 rebounds at #2 Texas (Dec. 1).
- First Bluejay with four straight double-doubles (Nov. 23-Dec. 10) since Doug McDermott in 2011.
- Owned 18 points and eight rebounds vs. Arizona State (Dec. 12).
- Had 14 points and 11 rebounds in BIG EAST debut at Marquette (Dec. ca two-time All-Conference pick and named Summit League Player of the Year in 2021-22).
- Led CU with 18 points and season-high 13 rebounds vs. No. 10 Marquette (Feb. 21).
- Hasn't decided on a return yet, but had 13 points, 13 rebounds and five assists while going through ceremonies after Senior Day win vs. Georgetown (March 1).
- Was one helper shy of CU's first points/rebounds/assists triple-double ever in Madison Square Garden debut when he had 12 points, 12 rebounds and nine assists in win vs. Villanova (March 9).
- Had 10 points, six rebounds and four assists in NCAA Tournament win vs. NC State (March 17).
- Led the Summit League in rebounding and assists while also averaging 16.2 points per game and shot 46.9 percent from three-point range.
- Owned 25 career games with 10+ rebounds at SDSU.
- Approached a triple-double in his exhibition debut vs. Drury, finishing with 14 points, 10 rebounds and seven assists in just 18 minutes of work (Oct. 30).
- Threw for nearly 4,000 yards and 59 touchdowns (and ran for 8 more) in 2018 to lead Aurora HS to the Nebraska State Class C1 State Football Championship.

#55 Baylor Scheierman's Game-by-Game Stats

Opponent	Min	FG	Pct	3FG	Pct	FT	Pct	O-D-R	A	T	B	S	Pts.
ST. THOMAS-	34	4-9	.444	3-8	.375	0-0	---	3-7-10	3	2	1	1	11
NORTH DAKOTA-	25	3-11	.273	2-5	.400	0-0	---	4-6-10	4	1	0	2	8
HOLY CROSS-	19	2-8	.250	2-7	.286	0-0	---	0-9-9	1	0	0	0	6
UC RIVERSIDE-	26	7-10	.700	3-4	.750	0-0	---	1-5-6	0	0	0	0	17
#21 Texas Tech-	30	4-10	.400	3-7	.429	0-0	---	1-11-12	3	2	0	1	11
#9 Arkansas-	39	7-10	.700	3-5	.600	3-4	.750	0-7-7	3	2	0	0	20
#14 Arizona-	32	4-10	.400	3-7	.429	0-0	---	0-11-11	4	2	0	3	11
#2 Texas-	33	4-14	.286	3-13	.231	2-3	.667	0-11-11	0	0	1	0	13
NEBRASKA-	33	4-12	.333	2-9	.222	0-1	.000	1-10-11	5	3	0	4	10
BYU-	33	3-11	.273	2-6	.333	5-6	.833	1-10-11	1	2	1	0	13
Arizona State-	39	6-10	.600	3-5	.600	3-5	.600	1-11-11	1	1	0	0	18
Marquette-	36	6-15	.400	2-6	.333	0-0	---	0-11-11	4	3	0	2	14
BUTLER-	36	6-9	.667	2-5	.400	0-0	---	1-7-8	4	6	3	3	14
DEPAUL-	30	4-8	.500	3-6	.500	3-4	.750	2-8-10	3	2	0	1	14
SETON HALL-	24	2-6	.333	2-5	.400	0-0	---	0-3-3	3	1	0	1	6
#4 Connecticut-	36	4-10	.400	1-7	.143	2-2	1.000	1-8-9	3	1	0	0	11
#12 Xavier-	37	10-18	.556	4-7	.571	1-1	1.000	0-4-4	5	3	0	2	25
#19 PROVIDENCE-	32	8-13	.615	3-6	.500	0-0	---	0-7-7	3	2	0	0	19
Butler-	32	4-8	.500	2-3	.667	2-2	1.000	1-2-3	3	1	0	0	12
ST. JOHN'S-	30	5-12	.417	3-7	.429	4-4	1.000	2-8-10	6	2	0	2	17
#13 XAVIER-	33	6-10	.600	2-6	.333	0-0	---	0-4-4	2	4	0	1	14
Georgetown-	34	3-10	.300	3-8	.375	1-2	.500	1-10-11	1	1	0	2	10
VILLANOVA-	38	1-6	.167	1-5	.200	2-2	1.000	0-4-4	3	1	0	3	5
Seton Hall-	39	6-12	.500	5-10	.500	2-2	1.000	0-9-9	1	6	0	1	19
#21 CONNECTICUT-	38	4-10	.400	1-3	.333	2-2	1.000	1-8-9	1	2	0	1	11
#24 Providence-	47	4-15	.267	2-12	.167	2-2	1.000	1-4-5	6	4	1	0	12
St. John's-	31	1-11	.091	1-7	.143	4-4	1.000	1-4-5	3	5	0	2	7
#10 MARQUETTE-	34	7-16	.438	3-11	.273	1-2	.500	1-12-13	2	2	0	2	18
Villanova-	30	3-7	.429	1-4	.250	3-4	.750	0-3-3	3	2	0	0	10
GEORGETOWN-	22	4-6	.667	3-5	.600	2-3	.667	1-12-13	5	0	0	0	13
DePaul-	30	1-4	.250	1-3	.333	2-2	1.000	4-6-10	4	4	0	3	5
Villanova-	32	3-8	.375	2-6	.333	4-5	.800	1-11-12	9	1	0	0	12
#15 Xavier-	29	4-10	.400	1-5	.200	6-6	1.000	1-6-7	2	3	1	0	15
NC State-	27	4-12	.333	2-8	.250	0-0	---	0-6-6	4	3	1	0	10
#11 Baylor-	37	2-8	.250	2-7	.286	2-2	1.000	1-5-6	3	3	0	0	8

#55 Baylor Scheierman SEASON

Points	25	at #12 Xavier, 1/11	CAREER (includes SDSU)	28	vs. Oral Roberts, 3/8/21
Rebounds	13 (2x)	last Georgetown, 3/1	18	at Alabama, 11/12/21	
FG	10	at #12 Xavier, 1/11	10 (2x)	last at #12 Xavier, 1/11/23	
FGA	18	at #12 Xavier, 1/11	22	at Oral Roberts, 2/24/22	
3FG	5	at Seton Hall, 2/8	6	at Omaha, 1/13/22	
3FGA	13	at #2 Texas, 12/1	Same		
FT	6	vs. #15 Xavier, 3/10	8 (2x)	last North Dakota State, 1/29/22	
FTA	6 (2x)	last vs. #15 Xavier, 3/10	9 (4x)	last at South Dakota, 2/5/22	
Assists	9	vs. Villanova, 3/9	9 (3x)	last vs. Villanova, 3/9/23	
Steals	4	Nebraska, 12/4	4 (2x)	last Nebraska, 12/4/22	
Blocks	3	Butler, 12/22	Same		
Minutes	47	at #24 Providence (2OT), 2/14	Same		

Baylor Scheierman's Career Statistics

Year	GP-GS	Min.-Avg.	FGM-A	Pct.	3FGM-A	Pct.	FTM-A	Pct.	Off-Def	Total	Avg.	PF-D	Ast.	TO	Blk.	Stl.	Pts.	Avg.
2019-20 (SDSU)	32-3	646-20.2	70-164	.427	19-77	.247	32-48	.667	25-124	149	4.7	71-2	71	64	6	12	191	6.0
2020-21 (SDSU)	23-23	811-35.3	119-239	.498	57-130	.438	60-71	.845	13-199	212	9.2	28-0	91	45	4	24	355	15.4
2021-22 (SDSU)	35-35	1164-33.3	194-382	.508	83-177	.469	97-121	.802	17-257	274	7.8	70-0	158	68	5	47	568	16.2
SDSU Totals	90-61	2621-29.1	383-785	.488	159-384	.414	189-240	.788	55-580	635	7.1	169-2	320	177	15	83	1114	12.4
2022-23	35-35	1137-32.5	150-359	.418	81-228	.355	58-70	.829	32-256	288	8.2	76-1	114	77	9	37	439	12.5
Totals (ALL)	125-96	3758-30.1	533-1144	.466	240-612	.392	247-310	.797	87-836	923	7.4	245-3	434	254	24	120	1553	12.4

#0 • Jasen Green
6-8 • 225 • F • Fr. • Omaha, Neb.



- True freshman forward who provides frontcourt depth, but is expected to redshirt.
- Owned five rebounds, two points and two assists in 10 minutes of exhibition win vs. Drury (Oct. 30).
- Won a pair of state titles at Millard North High School.
- The latest in a long line of Omaha-area natives to play for Creighton, joining Shereef Mitchell, Khyri Thomas, Justin Patton, Josh Jones, Antoine Young and Josh Dotzler among others.

Thomas, Justin Patton, Josh Jones, Antoine Young and Josh Dotzler among others.

#22 • Devin Davis
6-0 • 180 • G • Jr. • Chicago, Ill.



- Walk-on guard in his third year at Creighton, but has not suited up yet this season.
- Returned to team in mid-January after not participating in team activities during fall semester.
- Appeared in 24 games as a reserve in his first two years, contributing five points, two rebounds, one assist and one steal.

#22 Devin Davis	SEASON	CAREER
Points	3	vs. #11 Providence, 3/11/22
Rebounds	1 (2x)	last at Butler, 1/26/22
FG	1 (2x)	last vs. #11 Providence, 3/11/22
FGA	2	Nebraska, 12/11/20
3FG	1	vs. #11 Providence, 3/11/22
3FGA	1 (6x)	last vs. #11 Providence, 3/11/22
FT		
FTA		
Assists	1	DePaul, 2/24/21
Steals	1	DePaul, 2/24/21
Blocks		
Minutes	4 (2x)	last vs. #11 Providence, 3/11/22

#15 • John Christofilis
6-3 • 195 • G • So. • Seattle, Wash.



- Expected to redshirt in 2022-23.
- Reserve shooting guard who played in 13 games last season before suffering a season-ending foot injury.
- Scored eight points on 3-of-5 shooting and snared three rebounds in exhibition win vs. Drury (Oct. 30).
- High school teammate of Paolo Banchemo.

#15 John Christofilis	SEASON	CAREER
Points	3	vs. Southern Illinois, 11/22/21
Rebounds	1 (3x)	last #9 Villanova, 12/17/21
FG	1 (2x)	last North Dakota St., 11/30/21
FGA	3	St. John's, 1/19/22
3FG	1	vs. Southern Illinois, 11/22/21
3FGA	2 (2x)	last at #19 Villanova, 1/5/22
FT		
FTA		
Assists		
Steals		
Blocks		
Minutes	8 (2X)	last North Dakota St., 11/30/21

Devin Davis' Career Statistics

Year	GP-GS	Min.-Avg.	FGM-A	Pct.	3FGM-A	Pct.	FTM-A	Pct.	Off-Def	Total	Avg.	PF-D	Ast.	TO	Blk.	Stl.	Pts.	Avg.
2020-21	9-0	15-1.7	1-6	.167	0-3	.000	0-0	---	0-0	0	0.0	1-0	1	1	0	1	2	0.2
2021-22	15-0	17-1.1	1-4	.250	1-3	.333	0-0	---	2-0	2	0.1	3-0	0	0	0	0	3	0.2
Totals	24-0	32-1.3	2-10	.200	1-6	.167	0-0	---	2-0	2	0.1	4-0	1	1	0	1	5	0.2

John Christofilis' Career Statistics

Year	GP-GS	Min.-Avg.	FGM-A	Pct.	3FGM-A	Pct.	FTM-A	Pct.	Off-Def	Total	Avg.	PF-D	Ast.	TO	Blk.	Stl.	Pts.	Avg.
2021-22	13-0	52-4.0	3-15	.200	1-11	.091	0-0	---	1-3	4	0.3	0-0	0	0	0	0	7	0.5

GAME 1		St. Thomas (0-1) #9 Creighton (1-0)		60 72							
Nov. 7, 2022		CHI Health Center Omaha		Omaha, Neb.							
Defining Moment: After falling behind 57-56 with 9:58 to play, Creighton outscored St. Thomas 16-3 the rest of the way.											
Key Stat: Creighton got 11 consecutive defensive stops to begin its game-ending run.											
ST. THOMAS											
	fg-a	3fg-a	ft-a	reb	pf	pts	ast	to	blk	stl	min
Parker Bjorklund	3-13	0-3	3-4	6	2	9	3	1	1	0	26
Brooks Allen	6-9	2-3	0-0	3	2	14	3	3	0	0	38
Will Engels	3-3	1-1	0-0	9	3	7	2	2	0	1	26
Andrew Rohde	6-16	3-8	0-0	3	3	15	2	2	0	1	35
Riley Miller	5-8	3-6	0-0	2	2	13	0	1	0	0	31
Kendall Blue	0-0	0-0	0-0	1	1	0	0	2	0	1	9
Ben Nau	0-1	0-1	0-0	3	1	0	0	1	1	0	16
Ahijay Lee	1-8	0-0	0-0	2	1	2	0	0	0	1	16
Dom Martinelli	0-0	0-0	0-0	0	0	0	0	0	0	0	3
Team Rebounds			6		2						
Totals	24-58	9-22	3-4	35	15	60	10	14	2	4	200
	.414	.409	.750								
#9 CREIGHTON											
	fg-a	3fg-a	ft-a	reb	pf	pts	ast	to	blk	stl	min
Arthur Kaluma	7-17	1-7	2-2	8	0	17	0	2	0	0	27
Ryan Kalkbrenner	4-9	0-1	0-0	9	2	8	0	0	1	1	29
Ryan Nembhard	1-5	1-4	6-6	1	2	9	5	0	0	0	31
Trey Alexander	5-11	1-5	1-2	3	1	12	0	0	3	1	32
Baylor Scheierman	4-9	3-8	0-0	10	2	11	3	2	1	1	34
Shereef Mitchell	0-3	0-3	0-0	0	1	0	0	0	0	0	9
Francisco Farabello	1-5	0-4	0-0	1	1	2	0	0	2	17	
Mason Miller	3-4	2-2	0-0	3	1	8	0	0	0	0	12
Fredrick King	1-3	0-0	3-4	2	0	5	0	0	1	0	9
Team Rebounds			2		1						
Totals	26-66	8-34	12-14	39	10	72	11	5	6	5	200
	.394	.235	.857								
Officials: Justin Albrecht, Pete Larson, Lamar Simpson											
Technical Fouls: None. Attendance: 17,098											
Team	1st	2nd	Total	1stFG%	2ndFG%	Total%	Deadball				
St. Thomas	35	25	60	.452	.370	.414	2				
#9 Creighton	40	32	72	.417	.367	.394	1				

GAME 2		North Dakota (1-1) #9 Creighton (2-0)		61 96							
Nov. 10, 2022		CHI Health Center Omaha		Omaha, Neb.							
Defining Moment: Creighton used a 29-3 run to move ahead 34-11 and were never threatened while starting 2-0 for the 12th time in 13 seasons.											
Key Stat: Ryan Kalkbrenner made 10-of-11 shots to score a career-high 24 points and helped CU rebound the Fighting Hawks, 49-20.											
NORTH DAKOTA											
	fg-a	3fg-a	ft-a	reb	pf	pts	ast	to	blk	stl	min
Isotne Tsartsidze	5-10	4-5	2-2	1	0	16	0	2	0	1	29
B.J. Omot	4-10	0-3	0-0	3	2	8	1	0	1	1	26
Mitchell Sueker	0-3	0-0	1-2	0	0	1	0	2	0	0	21
Elijah Brooks	4-7	0-0	2-2	5	2	8	3	1	0	1	27
Jalun Trent	2-4	0-0	0-0	4	3	4	3	3	0	2	21
Caleb Nero	2-3	2-2	0-0	1	0	6	0	1	0	0	4
Matt Norman	2-5	2-3	0-0	1	0	6	1	2	0	0	16
Reid Grant	1-2	0-0	0-0	1	2	1	0	1	1	1	13
Brian Mathews	2-3	0-0	0-0	1	4	4	0	1	0	0	10
Brady Danielson	2-3	0-0	0-0	1	0	4	1	0	0	0	13
A'Jahni Levis	0-0	0-0	0-0	0	0	0	0	0	0	0	4
Treyen Eaglestaff	1-4	0-2	0-0	1	0	2	4	2	0	1	16
Team Rebounds			2								
Totals	25-54	8-15	3-6	20	12	61	14	14	2	7	200
	.463	.533	.500								
#9 CREIGHTON											
	fg-a	3fg-a	ft-a	reb	pf	pts	ast	to	blk	stl	min
Arthur Kaluma	4-11	1-2	3-5	6	0	12	0	0	0	0	23
Ryan Kalkbrenner	10-11	0-0	4-4	7	1	24	2	2	0	0	23
Ryan Nembhard	4-7	1-4	0-0	1	1	9	6	2	0	2	24
Trey Alexander	5-8	4-6	0-0	5	2	14	0	0	1	2	24
Baylor Scheierman	3-11	2-5	0-0	10	2	8	4	1	0	2	25
Ben Shtolberg	2-4	0-2	0-0	1	4	2	1	0	0	0	12
Shereef Mitchell	0-3	0-1	0-0	2	0	0	4	0	0	3	13
Francisco Farabello	2-3	1-2	0-0	1	5	1	0	0	0	0	15
Zander Yates	1-3	1-2	0-0	0	3	1	0	0	0	0	3
Mason Miller	2-5	2-3	1-2	4	0	7	0	0	0	0	17
Sami Osmani	0-0	0-0	0-0	1	0	0	1	0	0	0	4
Evan Young	1-1	0-0	0-0	0	2	1	0	0	0	0	3
Fredrick King	4-7	0-0	0-0	8	0	8	0	4	1	0	14
Team Rebounds			3								
Totals	38-74	12-27	8-11	49	8	96	21	11	2	9	200
	.514	.444	.727								
Officials: Matt Potter, Tony Chiazza, Mike Palau											
Technical Fouls: None. Attendance: 16,594											
Team	1st	2nd	Total	1stFG%	2ndFG%	Total%	Deadball				
North Dakota	22	39	61	.345	.600	.463	2				
#9 Creighton	53	43	96	.583	.447	.514	0				

GAME 3		Holy Cross (1-2) #10 Creighton (3-0)		65 94							
Nov. 14, 2022		CHI Health Center Omaha		Omaha, Neb.							
Defining Moment: Ryan Kalkbrenner had four dunks in the first four minutes as part of a 10-for-10 shooting night and 22 points in 20 minutes of work.											
Key Stat: Ryan Nembhard became the fourth player in CU history with 12 assists and no turnovers in the same game, and first since Tyler McKinney in 2002.											
HOLY CROSS											
	fg-a	3fg-a	ft-a	reb	pf	pts	ast	to	blk	stl	min
Gerrale Gates	7-16	1-1	1-1	4	2	16	2	3	0	0	27
Michael Rabinovich	2-4	1-2	0-0	1	4	5	0	0	0	1	13
Caleb Kenney	2-7	0-0	0-1	5	2	4	0	2	0	0	29
Bo Montgomery	8-14	5-6	0-0	2	2	21	1	0	0	0	26
Will Batchelder	1-6	0-2	0-0	5	0	2	1	2	0	0	24
Ben Capron	0-1	0-0	0-0	0	0	0	0	0	0	0	1
Jaden Kirkwood	0-1	0-1	0-0	1	0	0	0	0	0	0	7
Jade Tse	2-3	0-0	1-2	2	5	0	4	0	2	1	16
Nolan Dorsey	2-6	0-1	4-4	4	3	8	4	0	0	1	34
Austin Lewis	1-4	1-4	1-2	4	3	4	0	0	0	0	23
Team Rebounds			1		1						
Totals	25-62	8-17	7-10	27	18	65	8	12	0	4	200
	.403	.471	.700								
CREIGHTON											
	fg-a	3fg-a	ft-a	reb	pf	pts	ast	to	blk	stl	min
Arthur Kaluma	5-8	2-4	1-3	2	1	13	2	1	0	1	19
Ryan Kalkbrenner	10-10	1-1	1-1	3	0	22	1	1	3	1	20
Ryan Nembhard	2-5	1-3	0-0	1	0	5	12	0	0	0	19
Trey Alexander	3-6	1-4	0-0	3	2	7	1	3	0	1	21
Baylor Scheierman	4-8	2-7	0-0	9	1	6	1	0	0	0	19
Ben Shtolberg	5-7	2-3	1-1	2	1	13	1	0	0	0	14
Shereef Mitchell	0-1	0-1	1-2	3	1	4	1	0	3	19	
Francisco Farabello	3-8	2-7	0-0	1	2	8	3	0	0	0	23
Zander Yates	0-0	0-0	0-0	1	0	0	1	0	0	0	3
Mason Miller	3-4	1-1	1-2	8	1	8	1	1	0	0	21
Sami Osmani	1-3	0-1	0-0	2	0	2	0	0	0	0	3
Evan Young	0-0	0-0	0-0	1	0	1	0	0	0	0	2
Fredrick King	3-4	0-0	3-8	5	2	9	0	1	0	0	17
Team Rebounds			2		1						
Totals	37-64	12-32	8-17	42	14	94	28	9	3	6	200
	.578	.375	.471								
Officials: Greg Evans, Jenna Reneau, Mike Roberts											
Technical Fouls: Shereef Mitchell (1). Attendance: 15,940											
Team	1st	2nd	Total	1stFG%	2ndFG%	Total%	Deadball				
Holy Cross	27	38	65	.344	.467	.403	2				
Creighton	52	42	94	.636	.516	.578	5				

GAME 4		UC Riverside (1-2) #10 Creighton (4-0)		51 80							
Nov. 17, 2022		CHI Health Center Omaha		Omaha, Neb.							
Defining Moment: Creighton closed the first half on a 15-2 run and led 41-28 at the break.											
Key Stat: Ryan Kalkbrenner went 5-for-6 from the field and has now made 24 of his last 25 field goal attempts.											
UC RIVERSIDE											
	fg-a	3fg-a	ft-a	reb	pf	pts	ast	to	blk	stl	min
Wil Tattersall	5-12	1-3	0-0	2	1	11	1	0	0	0	25
Lachlan Olbrich	3-7	0-2	0-0	6	3	6	1	0	0	0	31
Jhaylon Martinez	0-50	-1	2-2	3	1	2	0	1	0	0	9
Zyon Pullin	4-10	0-0	0-0	6	1	8	2	4	0	0	35
Flynn Cameron	2-9	0-4	0-0	2	3	4	2	1	0	0	20
Kyle Owens	1-4	2-2	2	1	7	1	0	0	0	0	23
Nate Pickens	0-0	0-0	0-2	0	0	0	0	1	0	0	5
Kobe Jerome	0-0	0-0	0-0	0	0	0	0	0	0	0	2
Jamal Hartwell II	4-6	1-3	0-0	2	1	9	0	2	1	0	24
Vladimer Salardize	1-1	0-0	0-0	2	0	2	2	0	0	0	15
Luke Turner	1-4	0-2	0-0</								

GAME 7 #10 Creighton (6-1) 79 #14 Arizona (6-0) 81

Nov. 23, 2022 Lahaina Civic Center Maui, Hawaii

Defining Moment: After a 12-2 Bluejay run trimmed Arizona's lead to three, the Wildcats fouled CU with 2.0 seconds left rather than allow a potential tying three-pointer.

Key Stat: Oumar Ballo was named MVP of the Maui Invitational after 30 points and 13 rebounds on 14-of-17 shooting, helping the Wildcats outscore CU 48-24 in the paint.

#10 CREIGHTON	fg-a	3fg-a	ft-a	reb	pf	pts	ast	to	blk	stl	min
Arthur Kaluma	2-6	0-2	2-2	2	1	6	2	2	1	0	30
Ryan Kalkbrenner	5-8	1-3	5-6	5	1	16	1	2	2	2	35
Ryan Nembhard	6-13	2-4	6-8	1	3	20	6	3	0	1	34
Trey Alexander	6-11	1-3	2-2	7	1	15	1	1	0	1	33
Baylor Scheierman	4-10	3-7	0-0	11	3	11	4	2	0	3	32
Shereef Mitchell	0-1	0-0	0-0	0	0	0	0	0	0	0	4
Francisco Farabello	1-3	0-2	0-1	1	0	2	1	0	0	1	17
Mason Miller	3-4	3-4	0-0	0	1	9	0	0	0	0	10
Fredrick King	0-3	0-0	0-0	1	1	0	0	0	0	0	5
Team Rebounds	1										
Totals	27-59	10-25	15-19	29	11	79	15	9	3	8	200
	.458	.400	.789								

#14 ARIZONA	fg-a	3fg-a	ft-a	reb	pf	pts	ast	to	blk	stl	min
Azuolas Tubelis	6-10	0-0	0-0	7	4	12	2	1	0	1	24
Oumar Ballo	14-17	0-0	2-5	13	3	30	0	2	1	0	30
Courtney Ramey	4-12	2-6	0-0	4	2	10	5	3	0	2	36
Pelle Larsson	2-4	1-2	0-0	4	4	5	2	4	1	1	21
Kerr Krisia	6-14	1-4	0-0	3	4	13	9	1	0	1	33
Adama Bal	1-3	0-1	0-0	0	0	2	0	0	0	0	15
Kylan Boswell	0-0	0-0	0-0	0	0	0	0	0	0	1	4
Henri Veesaar	1-3	0-1	0-0	2	1	2	0	0	2	1	10
Cedric Henderson	2-5	1-2	2-2	3	0	7	3	1	0	0	27
Team Rebounds	2										
Totals	36-68	5-16	4-7	38	18	81	21	13	4	7	200
	.529	.313	.571								

Officials: Lee Cassell, Brent Hampton, Verne Harris
Technical Fouls: None. **Attendance:** 2,400 (sold out)
Team 1st 2nd Total 1stFG% 2ndFG% Total% Deadball
 #10 Creighton 30 49 79 .385 .515 .458 1
 #14 Arizona 39 42 81 .444 .625 .529 2,1

GAME 8 #7 Creighton (6-2) 67 #2 Texas (6-0) 72

Dec. 1, 2022 Moody Center Austin, Texas

Defining Moment: Texas went on a 10-0 run midway through the second half to pull away from Creighton, then held off a late comeback as CU got within three in the final minute.

Key Stat: Creighton started the game 1-for-22 from three-point range and finished 4-for-27 from deep.

#7 CREIGHTON	fg-a	3fg-a	ft-a	reb	pf	pts	ast	to	blk	stl	min
Arthur Kaluma	6-12	1-5	0-0	3	3	13	2	2	1	0	35
Ryan Kalkbrenner	9-10	0-0	2-4	13	0	20	0	3	2	0	34
Ryan Nembhard	8-16	0-4	1-1	4	1	17	6	0	1	36	
Trey Alexander	0-8	0-2	4-4	5	3	4	2	0	0	33	
Baylor Scheierman	4-14	3-13	2-3	11	3	13	0	1	0	33	
Shereef Mitchell	0-1	0-0	0-0	2	1	0	0	1	0	0	7
Francisco Farabello	0-3	0-2	0-0	0	0	0	0	0	0	1	13
Mason Miller	0-2	0-1	0-2	1	0	0	0	0	0	0	5
Fredrick King	0-0	0-0	0-0	1	0	0	0	0	1	1	4
Team Rebounds	4										
Totals	27-66	4-27	9-14	44	11	67	12	8	5	3	200
	.409	.148	.643								

#2 TEXAS	fg-a	3fg-a	ft-a	reb	pf	pts	ast	to	blk	stl	min
Timmy Allen	5-10	0-1	1-3	7	3	11	4	1	0	0	26
Dylan Disu	2-3	0-0	0-0	5	2	4	0	0	0	0	16
Dillon Mitchell	5-8	0-0	0-0	3	1	10	0	0	1	20	
Tyrese Hunter	7-15	1-4	0-0	3	2	15	2	1	0	1	34
Marcus Carr	7-20	2-5	3-3	5	0	19	5	0	0	0	33
Arterio Morris	0-1	0-1	0-0	2	0	0	1	0	1	1	12
Sir Jabari Rice	2-9	1-6	0-0	4	2	5	1	1	2	0	26
Brock Cunningham	0-2	0-1	2-2	4	1	2	1	0	0	0	17
Christian Bishop	3-6	0-1	0-0	4	1	6	1	0	0	0	16
Team Rebounds	5										
Totals	31-74	4-19	6-8	42	12	72	15	3	3	3	200
	.419	.211	.750								

Officials: James Breeding, Mike Roberts, Kipp Kissinger
Technical Fouls: None. **Attendance:** 10,896 (sold out)
Team 1st 2nd Total 1stFG% 2ndFG% Total% Deadball
 #7 Creighton 27 40 67 .393 .421 .409 3
 #2 Texas 32 40 72 .417 .421 .419 0

GAME 9 Nebraska (6-3) 63 #7 Creighton (6-3) 53

Dec. 4, 2022 CHI Health Center Omaha Omaha, Neb.

Defining Moment: Nebraska scored on its final possession of the first half and on its first three trips of the second half to take a 31-23 lead it would never surrender.
Key Stat: Creighton's 13-game regular-season home win streak vs. Nebraska was snapped.

NEBRASKA	fg-a	3fg-a	ft-a	reb	pf	pts	ast	to	blk	stl	min
Juwan Gary	5-5	1-1	1-2	9	0	12	1	1	0	1	35
Derrick Walker	11-16	0-0	0-0	8	3	22	2	3	0	0	23
C.J. Wilcher	1-7	0-5	0-0	4	1	2	1	4	0	1	34
Sam Griesel	7-13	1-1	3-5	12	2	18	7	2	0	2	39
Emmanuel Bandoumel	2-6	0-2	0-0	5	0	4	0	2	0	3	35
Denim Dawson	0-0	0-0	0-0	0	0	0	0	0	0	0	0
Blaise Keita	0-1	0-0	0-0	1	0	0	0	0	0	0	7
Keiser Tomnaga	1-5	0-0	0-0	1	2	1	0	0	1	1	14
Wilhelm Breidenbach	1-6	1-3	0-0	0	2	3	0	1	1	0	13
Team Rebounds	3										
Totals	28-59	3-12	4-7	42	9	63	12	13	1	8	200
	.475	.250	.571								

#7 CREIGHTON	fg-a	3fg-a	ft-a	reb	pf	pts	ast	to	blk	stl	min
Arthur Kaluma	0-8	0-6	2-2	5	3	2	2	1	0	0	29
Ryan Kalkbrenner	5-8	0-1	0-1	10	0	10	2	2	1	1	32
Ryan Nembhard	3-13	0-6	0-0	2	2	6	4	4	1	1	37
Trey Alexander	3-12	3-8	0-0	5	2	9	0	1	0	1	32
Baylor Scheierman	4-12	2-9	0-1	11	2	10	5	3	0	4	33
Shereef Mitchell	0-0	0-0	0-0	0	0	0	1	1	0	1	3
Francisco Farabello	1-10	5-9	1-1	1	0	16	0	1	0	1	22
Mason Miller	0-1	0-1	0-0	0	0	0	1	1	0	0	7
Fredrick King	0-1	0-0	0-0	1	1	0	0	0	0	0	5
Team Rebounds	2										
Totals	20-65	10-40	3-5	37	10	53	15	15	2	9	200
	.308	.250	.600								

Officials: Bert Smith, Earl Walton, Roger Ayers
Technical Fouls: None. **Attendance:** 17,352 (sold out)
Team 1st 2nd Total 1stFG% 2ndFG% Total% Deadball
 Nebraska 25 38 63 .423 .515 .475 2
 #7 Creighton 23 30 53 .258 .353 .308 0

GAME 10 #21 Creighton (6-4) 80 BYU (6-5) 83

Dec. 10, 2022 Michelob ULTRA Arena Las Vegas, Nev.

Defining Moment: After Creighton's 12-0 run to take an 80-79 lead with 26 seconds left, BYU freshman guard Dallin Hall scored the game's final four points, including a go-ahead tip-in of his own miss with 12.6 seconds left.

Key Stat: Playing without Ryan Kalkbrenner (non-COVID illness), Creighton was outscored 50-29 and outscored 21-5 in second chance points.

#21 CREIGHTON	fg-a	3fg-a	ft-a	reb	pf	pts	ast	to	blk	stl	min
Arthur Kaluma	8-14	4-7	7-11	3	5	27	2	3	1	0	26
Fredrick King	2-3	0-0	0-0	0	1	4	1	2	3	0	18
Ryan Nembhard	5-11	1-4	0-0	5	3	11	7	3	0	1	37
Trey Alexander	3-12	1-3	10-12	3	2	17	4	2	0	1	35
Baylor Scheierman	3-11	2-6	5-6	11	2	13	1	2	1	0	33
Ben Shtolzberg	0-2	0-1	0-0	1	1	0	0	0	0	1	8
Shereef Mitchell	0-2	0-1	0-0	0	2	0	0	0	0	1	7
Francisco Farabello	2-2	2-2	0-1	2	3	6	3	1	0	1	22
Zander Yates	0-3	0-3	2-2	2	1	2	0	0	0	1	8
Mason Miller	0-0	0-0	0-0	0	1	0	0	0	0	0	6
Team Rebounds	2										
Totals	23-60	10-27	24-32	29	21	80	18	13	5	6	200
	.383	.370	.750								

BYU	fg-a	3fg-a	ft-a	reb	pf	pts	ast	to	blk	stl	min
Noah Waterman	2-3	1-2	0-2	8	3	5	2	0	0	0	18
Gideon George	4-8	1-4	2-2	6	5	11	1	5	0	3	23
Fousseyni Traore	5-10	0-0	1-1	12	2	11	2	2	0	0	21
Jaxxon Robinson	4-8	3-7	0-0	3	1	11	2	1	0	1	35
Dallin Hall	2-9	0-2	3-5	3	3	7	5	3	0	0	21
Trey Stewart	0-0	0-0	0-0	3	3	0	1	1	2	0	15
Rudi Williams	8-18	1-5	9-11	4	3	26	4	6	0	2	31
Atiki Ally Atiki	1-3	0-0	0-0	3	3	2	1	0	3	1	13
Richie Saunders	4-8	1-4	1-2	6	5	10	3	1	1	1	23
Team Rebounds	2										
Totals	30-67	7-24	16-23	50	28	83	21	20	6	8	200
	.448	.292	.696								

Officials: Kelly Pfeifer, Pat Driscoll, Jeff Anderson
Technical Fouls: None. **Attendance:** 2,691
Team 1st 2nd Total 1stFG% 2ndFG% Total% Deadball
 #21 Creighton 45 35 80 .383 .370 .750 6
 BYU 49 34 83 .448 .292 .696 3,1

GAME 11 Arizona State (10-1) 73 Creighton (6-5) 71

Dec. 12, 2022 Michelob ULTRA Arena Las Vegas, Nev.

<

GAME 13		Butler (8-5, 0-2)		56								
Dec. 22, 2022		Creighton (7-6, 1-1)		78								
CHI Health Center Omaha Omaha, Neb.												
Defining Moment: After falling behind 16-7 early, Creighton outscored Butler 71-40 the rest of the game.												
Key Stat: Creighton won the rebound battle 37-19, including 23-6 after halftime.												
BUTLER	fg-a	3fg-a	ft-a	reb	pf	pts	ast	to	blk	stl	min	
Simas Lukosius.....	3-10	0-2	2-2	5	2	8	2	0	0	0	29	
Manny Bates.....	3-6	0-0	0-0	2	1	6	1	0	0	1	22	
Eric Hunter Jr.....	1-4	0-0	0-0	1	4	2	1	4	0	1	31	
Chuck Harris.....	6-12	1-3	1-1	3	2	14	3	0	0	1	29	
Jayden Taylor.....	3-9	0-1	3-4	5	2	9	1	1	1	2	31	
D.J. Hughes.....	0-0	0-0	0-0	0	0	0	0	0	0	0	2	
Jalen Thomas.....	0-0	0-0	0-0	1	2	8	0	1	1	1	15	
Myles Wilmoth.....	0-0	0-0	0-0	0	1	0	0	0	0	0	2	
Pierce Thomas.....	1-3	0-1	0-0	1	1	2	0	0	0	0	16	
Connor Turnbull.....	0-0	0-0	0-0	0	0	0	0	0	0	0	2	
Ali Ali.....	3-8	1-3	0-0	2	7	7	2	0	0	0	21	
Team Rebounds.....	1 2 31											
Totals.....	24-57	2-12	6-7	19	17	56	8	10	2	6	200	
	.421	.167	.857									
CREIGHTON	fg-a	3fg-a	ft-a	reb	pf	pts	ast	to	blk	stl	min	
Arthur Kaluma.....	4-10	2-3	2-4	6	1	12	2	3	0	0	33	
Ryan Kalkbrenner.....	8-9	1-1	2-3	4	1	19	2	0	2	1	29	
Ryan Nembhard.....	4-8	1-3	2-2	4	0	11	5	1	0	0	32	
Trey Alexander.....	2-7	2-3	2-4	4	2	8	2	0	1	0	29	
Baylor Scheierman.....	6-9	2-5	0-0	8	2	14	4	6	3	3	36	
Ben Shtolzberg.....	0-0	0-0	0-0	0	0	0	0	0	0	0	2	
Francisco Farabello.....	0-2	0-1	0-0	4	1	0	3	1	0	1	18	
Zander Yates.....	1-1	0-0	1-1	0	0	3	0	0	0	0	1	
Mason Miller.....	0-1	0-0	2-2	1	0	2	0	0	0	0	7	
Sami Osmani.....	0-0	0-0	0-0	1	1	0	1	0	0	0	2	
Evan Young.....	0-0	0-0	0-0	0	0	0	0	0	0	0	1	
Fredrick King.....	3-3	0-0	3-4	5	2	9	0	3	2	1	10	
Team Rebounds.....	1 1 1											
Totals.....	28-50	8-16	14-20	37	10	78	19	15	8	6	200	
	.560	.500	.700									
Officials: Paul Szelc, Ron Groover, Jeffrey Anderson												
Technical Fouls: Jayden Taylor (1). Attendance: 16,319												
Team	1st	2nd	Total	1stFG%	2ndFG%	Total%	Deadball					
Butler	34	22	56	.500	.333	.421	1					
Creighton	40	38	78	.556	.565	.560	5					

GAME 14		DePaul (6-7, 0-2)		65								
Dec. 25, 2022		Creighton (8-6, 2-1)		80								
CHI Health Center Omaha Omaha, Neb.												
Defining Moment: Creighton jumped out to a 7-0 lead and never trailed to pick up its first ever win on Christmas Day.												
Key Stat: Creighton made a season-high 16 three-pointers, including a career-best seven triples by Trey Alexander. Alexander scored a career-high 32 points.												
DEPAUL	fg-a	3fg-a	ft-a	reb	pf	pts	ast	to	blk	stl	min	
Javan Johnson.....	4-11	2-4	1-2	7	2	11	2	3	0	0	36	
Eral Penn.....	5-14	1-5	1-2	12	0	12	0	3	0	2	35	
Da'Sean Nelson.....	4-8	0-1	1-1	4	3	9	2	3	1	0	25	
Umoja Gibson.....	5-15	2-6	2-2	2	3	14	3	1	0	3	35	
Philmon Gebrewhit.....	1-3	0-2	0-0	0	4	2	2	0	0	2	15	
Zion Cruz.....	1-4	1-1	0-0	1	0	3	0	0	0	0	11	
Jalen Terry.....	5-12	2-6	2-2	4	2	14	1	0	0	1	30	
Yor Anei.....	0-6	0-2	0-0	4	3	0	0	0	0	1	13	
Team Rebounds.....	2 2											
Totals.....	25-73	8-27	7-9	36	17	65	10	10	1	9	200	
	.342	.296	.778									
CREIGHTON	fg-a	3fg-a	ft-a	reb	pf	pts	ast	to	blk	stl	min	
Arthur Kaluma.....	3-6	1-2	1-3	7	3	8	3	4	0	0	27	
Ryan Kalkbrenner.....	1-3	0-1	2-2	4	2	4	3	2	0	1	29	
Ryan Nembhard.....	6-12	3-4	1-2	6	0	16	7	3	0	1	37	
Trey Alexander.....	11-16	7-12	3-5	6	1	32	0	3	0	1	35	
Baylor Scheierman.....	4-8	3-6	3-4	10	2	14	3	2	0	1	30	
Shereef Mitchell.....	0-0	0-0	0-0	0	0	0	0	0	0	0	3	
Francisco Farabello.....	2-3	2-3	0-0	2	2	6	0	1	0	0	19	
Mason Miller.....	0-1	0-1	0-0	1	0	0	1	1	0	0	9	
Fredrick King.....	0-1	0-0	0-0	2	0	0	0	1	0	0	11	
Team Rebounds.....	1 2											
Totals.....	27-50	16-29	10-16	39	10	80	17	18	2	3	200	
	.540	.552	.625									
Officials: Kipp Kissinging, Lamar Simpson, Mike Roberts												
Technical Fouls: None. Attendance: 16,534												
Team	1st	2nd	Total	1stFG%	2ndFG%	Total%	Deadball					
DePaul	28	37	65	.324	.359	.342	2					
Creighton	39	41	80	.520	.560	.540	2					

GAME 15		Seton Hall (8-8, 1-4)		63								
Jan. 3, 2023		Creighton (9-6, 3-1)		83								
CHI Health Center Omaha Omaha, Neb.												
Defining Moment: Creighton unleashed a 17-2 run to build a 27-12 lead.												
Key Stat: Ryan Kalkbrenner tied a career-high with six blocks and CUJ's nine swats tied the program record for a game inside CHI Health Center Omaha.												
SETON HALL	fg-a	3fg-a	ft-a	reb	pf	pts	ast	to	blk	stl	min	
Iyrese Samuel.....	3-7	0-0	3-4	6	3	9	1	1	1	1	18	
KC Ndefo.....	0-4	0-1	0-0	3	0	0	1	0	1	1	19	
Kadary Richmond.....	2-7	0-2	0-0	2	2	4	1	2	0	1	17	
Al-Amir Dawes.....	2-4	1-2	0-0	1	2	5	1	4	0	0	23	
Femi Odukale.....	7-11	2-2	0-0	3	2	16	0	0	0	1	27	
Tray Jackson.....	4-8	1-3	2-2	2	2	11	0	0	0	0	21	
Dre Davis.....	2-6	0-2	2-2	5	2	6	1	2	0	0	21	
Jamir Harris.....	1-7	0-4	2-2	3	1	4	2	2	0	0	24	
Jaquan Sanders.....	1-3	1-2	0-0	2	0	3	1	0	0	0	15	
Tae Davis.....	0-3	0-1	3-4	2	2	3	0	1	0	0	15	
Team Rebounds.....	5 2											
Totals.....	22-60	5-19	12-14	34	16	61	8	14	2	3	200	
	.367	.263	.857									
CREIGHTON	fg-a	3fg-a	ft-a	reb	pf	pts	ast	to	blk	stl	min	
Arthur Kaluma.....	5-9	2-3	2-4	11	2	14	1	3	1	0	26	
Ryan Kalkbrenner.....	7-9	0-0	3-4	8	3	17	2	2	6	0	27	
Ryan Nembhard.....	5-9	2-4	2-2	2	1	14	5	1	0	1	24	
Trey Alexander.....	5-10	2-5	3-3	2	1	15	6	1	1	1	28	
Baylor Scheierman.....	2-6	2-5	0-0	3	1	6	5	2	0	1	24	
Ben Shtolzberg.....	0-2	0-1	0-0	2	0	0	0	0	0	2	8	
Shereef Mitchell.....	1-2	1-2	4-4	1	1	7	1	1	0	0	16	
Francisco Farabello.....	1-2	0-1	0-0	0	0	2	0	0	0	0	16	
Mason Miller.....	2-5	2-5	0-0	0	4	6	2	0	0	0	14	
Sami Osmani.....	0-1	0-1	0-0	1	1	0	0	0	0	0	4	
Fredrick King.....	1-2	0-0	0-0	3	2	2	0	0	1	0	13	
Team Rebounds.....	3 1											
Totals.....	29-57	11-27	14-17	36	16	83	22	11	9	5	200	
	.509	.407	.824									
Officials: Brent Hampton, Tony Chiazza, Tommy Morrissey												
Technical Fouls: Femi Odukale (1). Attendance: 16,592												
Team	1st	2nd	Total	1stFG%	2ndFG%	Total%	Deadball					
Seton Hall	22	39	61	.333	.394	.367	0					
Creighton	43	40	83	.469	.560	.509	1					

GAME 16		Creighton (9-7, 3-2)		60							
Jan. 7, 2023		#4 Connecticut (15-2, 4-2)		69							
Harry A. Gampel Pavilion Storrs, Conn.											
Defining Moment: After Creighton used a 14-2 run to take a 43-42 lead, UConn answered with a 14-2 run of its own and led by six or more the rest of the way.											
Key Stat: Creighton shot a season-low 32.8 percent from the floor and 12.5 percent from three-point range.											
CREIGHTON	fg-a	3fg-a	ft-a	reb	pf	pts	ast	to	blk	stl	min
Arthur Kaluma.....	5-16	0-3	4-7	16	2	14	0	2	2	1	39
Ryan Kalkbrenner.....	3-6	0-0	3-3	4	4	9	0	2	4	0	33
Ryan Nembhard.....	4-12	0-3	4-5	3	4	12	0	3	0	0	32
Trey Alexander.....	3-14	0-2	5-6	6	1	11	2	1	0	0	38
Baylor Scheierman.....	4-10	1-7	2-2	9	2	11	3	1	0	0	36
Francisco Farabello.....	0-0	0-0	0-0	1	0	0	0	2	0	0	9
Fredrick King.....	0-2	0-0	0-0	1	2	0	0	0	0	0	7
Mason Miller.....	0-0	0-0	0-0	0	1	0	0	0	0	0	1
Shereef Mitchell.....	1-1	1-1	0-0	0	1	3	0	2	0	0	5
Team Rebounds.....	9 9										
Totals.....	20-61	2-16	18-23	49	17	60	5	13	6	1	200
	.328	.125	.783								
#4 CONNECTICUT	fg-a	3fg-a	ft-a	reb	pf	pts	ast	to	blk	stl	min
Alex Karaban.....	1-3	0-1	0-0	3	2	2	2	0	1	0	32
Adama Sanogo.....	10-20	2-5	4-6	9	3	26	1	1	1	0	32
Tristan Newton.....	3-7	2-3	5-6	4	2	13	1	0	2	1	24
Jordan Hawkins.....	4-13	3-7	6-6	1	3	17	1	0	2	2	35
Andre Jackson Jr.....	2-5	1-3	2-2	9	3	7	2	2	0	0	33
Hassan Diarra.....	0-3	0-2	0-0	1	1	0	1	1	0	1	16
Donovan Clingan.....	1-3	0-0	2-3	3	3	4	0	0	2	0	8
Nahiem Alleyne.....											

GAME 19 Creighton (11-8, 5-3) 73 Butler (11-9, 3-6) 52

Jan. 17, 2023 Hinkle Fieldhouse Indianapolis, Ind.

Defining Moment: Trey Alexander scored CU's final seven points of the first half, including a banked three-pointer at the buzzer, to give CU a 36-28 lead at the break.

Key Stat: Creighton outrebounded Butler 47-24 and held the Bulldogs to 27.2 percent shooting from two-point range to snap a five-game losing streak to Butler inside Hinkle Fieldhouse.

CREIGHTON	fg-a	3fg-a	ft-a	reb	pf	pts	ast	to	blk	stl	min
Arthur Kaluma	3-7	0-1	3-3	8	1	9	1	3	1	1	31
Ryan Kalkbrenner	5-9	0-0	1-2	9	2	11	2	0	2	1	31
Ryan Nembhard	5-9	2-4	0-0	11	2	12	3	2	0	0	35
Trey Alexander	5-10	1-3	0-0	3	4	11	0	0	0	2	26
Baylor Scheierman	4-8	2-3	2-2	3	2	12	5	0	0	0	32
Ben Shtolzburg	0-0	0-0	0-0	0	0	0	0	1	0	0	2
Shereef Mitchell	1-2	0-1	0-0	0	0	2	0	1	0	0	3
Francisco Farabello	3-10	2-8	0-0	2	0	8	1	0	0	0	20
Zander Yates	0-0	0-0	0-0	1	0	0	0	0	0	0	2
Mason Miller	0-2	0-2	0-0	6	1	0	0	0	0	0	8
Sami Osmani	0-0	0-0	0-0	0	0	0	0	0	0	0	1
Evan Young	0-0	0-0	0-0	0	0	0	0	0	0	0	1
Fredrick King	4-7	0-0	0-0	3	0	8	0	0	1	0	8
Team Rebounds	1 2										
Totals	30-64	7-22	6-7	47	12	73	12	9	4	4	200
	.469	.318	.857								

BUTLER	fg-a	3fg-a	ft-a	reb	pf	pts	ast	to	blk	stl	min
Ali Ali	1-6	0-2	1-2	1	0	3	2	0	0	0	31
Simas Lukosius	7-12	4-5	0-0	2	1	18	3	0	0	0	40
Jalen Thomas	5-10	0-0	0-0	7	1	10	1	3	0	0	31
Eric Hunter Jr.	1-8	1-2	2-2	5	2	5	2	0	0	2	34
Chuck Harris	2-8	1-2	0-0	1	3	5	3	2	0	0	30
Myles Tate	0-1	0-0	0-0	0	0	0	0	0	0	0	2
Jayden Taylor	2-9	0-1	1-1	4	2	5	3	1	0	0	23
Connor Turnbull	2-4	2-2	0-0	1	2	6	0	2	1	0	9
Team Rebounds	3										
Totals	20-58	8-14	4-5	24	11	52	14	7	4	2	200
	.345	.571	.800								

Officials: John Gaffney, Brian O'Connell, Tony Chiazza
Technical Fouls: None. **Attendance:** 7,329

Team	1st	2nd	Total	1stFG%	2ndFG%	Total%	Deadball
Creighton	36	37	73	.429	.517	.469	0
Butler	28	24	52	.333	.360	.345	2,1

GAME 20 St. John's (13-8, 3-7) 76 Creighton (12-8, 9-3) 104

Jan. 25, 2023 CHI Health Center Omaha Omaha, Neb.

Defining Moment: Creighton put up 52 points in each half, racing to a 52-39 halftime lead.

Key Stat: Creighton's 104 points were its most in a game since 2019 and its second-most ever in regulation in a conference contest.

ST. JOHN'S	fg-a	3fg-a	ft-a	reb	pf	pts	ast	to	blk	stl	min
Joel Soriano	7-11	0-0	4-5	9	3	18	2	2	0	0	28
David Jones	5-8	1-1	2-2	5	3	13	1	2	0	0	27
AJ Storr	9-16	3-5	2-3	2	1	23	2	1	0	0	32
Dylan Addae-Wusu	5-11	0-1	0-4	3	1	10	2	1	0	0	28
Rafael Pinzon	1-4	1-1	0-0	2	1	3	1	0	0	0	19
Andre Curbelo	2-8	0-1	0-0	3	3	4	3	2	0	2	26
O'Mar Stanley	1-2	0-0	0-0	3	2	2	1	2	1	0	16
Kolby King	0-2	0-0	0-0	3	0	0	1	2	1	0	11
Jason Simpson	0-0	0-0	0-0	0	0	0	0	0	0	0	1
Esahia Nyhwe	0-2	0-1	0-0	1	1	0	0	0	0	0	7
Drissa Traore	1-3	1-3	0-0	0	0	3	0	0	0	0	5
Team Rebounds	2										
Totals	31-67	6-13	8-14	33	15	76	13	12	1	2	200
	.463	.462	.571								

CREIGHTON	fg-a	3fg-a	ft-a	reb	pf	pts	ast	to	blk	stl	min
Arthur Kaluma	4-6	0-0	6-6	5	4	14	0	1	0	0	23
Ryan Kalkbrenner	7-8	0-1	2-4	5	0	16	1	0	3	0	27
Ryan Nembhard	7-10	2-3	0-0	1	1	16	6	2	0	2	27
Trey Alexander	5-10	2-5	0-0	3	2	12	3	0	0	1	26
Baylor Scheierman	5-12	3-7	4-4	10	0	17	6	2	0	2	30
Ben Shtolzburg	0-2	0-2	2-2	0	1	2	4	0	0	0	6
Shereef Mitchell	1-3	0-1	0-0	1	1	2	0	0	0	0	11
Francisco Farabello	1-3	1-3	2-3	4	1	5	0	1	0	1	17
Zander Yates	3-4	3-4	0-0	0	1	9	0	0	0	1	4
Mason Miller	1-5	0-4	0-0	1	0	2	1	0	0	0	11
Sami Osmani	1-1	0-0	0-0	1	0	2	1	0	0	0	3
Evan Young	0-0	0-0	0-0	0	0	0	0	0	0	0	2
Fredrick King	3-3	0-0	1-2	4	4	7	0	0	0	0	13
Team Rebounds	1										
Totals	38-67	11-30	17-21	36	15	104	22	7	3	7	200
	.567	.367	.810								

Officials: Jeffery Clark, Brent Hampton, James Breeding
Technical Fouls: Baylor Scheierman (1). **Attendance:** 17,004

Team	1st	2nd	Total	1stFG%	2ndFG%	Total%	Deadball
St. John's	39	37	76	.415	.538	.463	3
Creighton	52	52	104	.556	.581	.567	3

GAME 21 #13 Xavier (17-5, 9-2) 67 Creighton (13-8, 7-3) 84

Jan. 28, 2023 CHI Health Center Omaha Omaha, Neb.

Defining Moment: After Xavier whittled Creighton's 42-28 halftime lead to six, all five Bluejay starters scored in a 15-2 run to put away the league-leading Musketeers.

Key Stat: After scoring 26 points earlier in the month in a win over Creighton, Souley Boum was held to two points on 1-for-5 shooting.

#13 XAVIER	fg-a	3fg-a	ft-a	reb	pf	pts	ast	to	blk	stl	min
Jack Nunge	4-9	1-2	0-0	3	3	9	2	0	0	0	21
Zach Freemantle	8-11	2-3	0-0	5	3	18	0	2	0	1	24
Souley Boum	1-5	0-2	0-0	2	0	2	4	1	0	2	36
Colby Jones	6-14	0-3	1-2	4	2	13	4	2	1	3	37
Adam Kunkel	6-9	1-2	0-0	7	0	13	2	2	0	1	28
Desmond Claude	1-4	0-1	0-0	1	0	2	3	1	0	1	22
Jerome Hunter	2-8	0-1	2-2	0	2	6	0	0	0	1	18
Cesare Edwards	2-2	0-0	0-0	1	2	4	0	1	0	0	6
Kam Craft	0-0	0-0	0-0	0	0	0	0	0	0	0	2
Kyky Tandy	0-0	0-0	0-0	0	0	0	1	0	0	1	6
Team Rebounds	3										
Totals	30-62	4-14	3-4	26	12	67	16	9	1	10	200
	.484	.286	.750								

CREIGHTON	fg-a	3fg-a	ft-a	reb	pf	pts	ast	to	blk	stl	min
Arthur Kaluma	7-16	2-5	4-4	9	1	20	3	0	2	0	35
Ryan Kalkbrenner	8-9	0-0	1-2	8	0	17	0	1	5	1	33
Ryan Nembhard	5-8	1-3	0-0	10	2	11	8	5	0	0	38
Trey Alexander	4-11	2-5	3-4	0	2	13	2	0	0	0	31
Baylor Scheierman	6-10	2-6	0-0	4	1	14	2	4	0	1	33
Ben Shtolzburg	0-0	0-0	0-0	0	0	0	1	0	0	0	2
Shereef Mitchell	1-2	0-0	0-0	0	0	2	0	0	0	0	2
Francisco Farabello	1-2	1-2	0-0	1	0	3	0	1	0	1	14
Mason Miller	0-0	0-0	0-0	0	0	1	1	0	1	1	5
Fredrick King	2-2	0-0	0-0	1	0	4	1	0	1	0	7
Team Rebounds	3										
Totals	34-60	8-21	8-9	33	6	84	18	12	8	4	200
	.567	.381	.889								

Officials: Evon Burroughs, Brian O'Connell, Pat Driscoll
Technical Fouls: Xavier coach Sean Miller (1). **Attendance:** 18,277 (sold out)

Team	1st	2nd	Total	1stFG%	2ndFG%	Total%	Deadball
#13 Xavier	28	39	67	.387	.581	.484	1
Creighton	42	42	84	.531	.607	.567	0

GAME 22 Creighton (14-8, 8-3) 63 Georgetown (6-17, 1-11) 53

Feb. 1, 2023 Capital One Arena Washington, D.C.

Defining Moment: Creighton closed the first half on an 18-3 run to take a 35-24 lead into intermission.

Key Stat: Georgetown's leading scorers, Primo Spears and Brandon Murray shot a combined 0-for-14 in the first half and finished the night with a combined 21 points on 9-for-32 shooting overall.

CREIGHTON	fg-a	3fg-a	ft-a	reb	pf	pts	ast	to	blk	stl	min
Arthur Kaluma	4-12	1-5	3-4	8	0	12	1	2	1	0	35
Ryan Kalkbrenner	7-11	0-1	2-2	8	2	16	3	5	2	0	32
Ryan Nembhard	4-9	3-6	3-4	5	1	14	2	1	0	0	38
Trey Alexander	5-15	1-7	0-1	5	0	11	5	0	0	2	37
Baylor Scheierman	3-10	3-8	1-2	11	3	10	1	1	0	2	34
Shereef Mitchell	0-0	0-0	0-0	0	0	0	0	0	0	0	1
Francisco Farabello	0-2	0-2	0-0	2	0	0	0	0	0	0	11
Mason Miller	0-0	0-0	0-0	1	0	0	0	0	0	0	5
Fredrick King	0-1	0-0	0-0	2	0	0	0	1	1	0	7
Team Rebounds	6										
Totals	23-60	8-29	9-13	48	6	63	12	10	4	4	200
	.383	.276	.692								

GAME 25 #21 Connecticut (19-7, 8-7) 53

Feb. 11, 2023 CHI Health Center Omaha Omaha, Neb. #23 Creighton (17-8, 11-3) 56

Defining Moment: Creighton was held without a field goal from the 12:21 mark to the 4:32 mark in the second half, but used stout defense to extend its lead from 45-40 to 52-46 in the process.

Key Stat: UConn was held to a season-low 53 points on a season-low 32.3 percent shooting from the field.

#21 CONNECTICUT	fg-a	3fg-a	ft-a	reb	pf	pts	ast	to	blk	stl	min
Alex Karaban	2-5	1-3	0-0	5	2	5	1	1	0	0	34
Adama Sanogo	7-17	3-7	0-0	10	2	17	2	1	0	1	33
Tristen Newton	1-4	0-1	0-0	0	1	2	4	3	0	0	26
Jordan Hawkins	4-13	2-7	1-1	4	4	11	1	0	0	1	26
Andre Jackson Jr.	3-11	0-4	0-0	6	2	6	0	3	0	1	29
Joey Calcatera	0-2	0-1	0-0	1	0	0	0	1	0	0	4
Nahiem Alleyne	1-6	0-3	3-3	2	1	5	0	1	1	0	24
Hassan Diarra	1-2	1-1	0-0	3	1	3	2	1	0	2	17
Donovan Clingan	2-5	0-0	0-0	7	1	4	0	2	1	0	7
Team Rebounds	2										
Totals	21-65	7-27	4-4	40	14	53	10	13	2	5	200
	.323	.259	1.000								

#23 CREIGHTON	fg-a	3fg-a	ft-a	reb	pf	pts	ast	to	blk	stl	min
Arthur Kaluma	0-6	0-3	2-2	6	3	2	2	3	0	2	26
Ryan Kalkbrenner	4-9	0-1	4-4	6	0	12	1	2	1	3	36
Ryan Nembhard	3-11	1-3	0-0	8	0	7	3	2	0	2	40
Trey Alexander	6-8	2-3	3-5	0	4	17	0	1	0	1	23
Baylor Scheierman	4-10	1-3	2-2	9	2	11	1	2	0	1	38
Shereef Mitchell	1-1	0-0	0-0	0	0	2	1	0	0	0	19
Mason Miller	1-3	1-2	2	0	4	0	1	0	0	14	
Fredrick King	0-0	0-0	1-2	1	1	1	0	0	0	0	4
Team Rebounds	2										
Totals	19-48	5-16	13-17	34	10	56	8	11	1	19	200
	.396	.313	.765								

Officials: Brian O'Connell, Pat Driscoll, Evon Burroughs
Technical Fouls: None. **Attendance:** 18,286 (sold out)
Team 1st 2nd Total 1stFG% 2ndFG% Total% Deadball
 #21 Connecticut 29 24 53 .355 .294 .323 0
 #23 Creighton 31 25 56 .444 .333 .396 3

GAME 26 #18 Creighton (17-9, 11-4) 86

Feb. 14, 2023 Amica Mutual Pavilion Providence, R.I. #24 Providence (19-7, 11-4) 94^{20t}

Defining Moment: Creighton had the ball for the final possession of regulation and overtime but did not score.

Key Stat: Neither team led by more than four for more a span of more than 42 minutes before PC opened double-overtime on an 8-0 run.

#18 CREIGHTON	fg-a	3fg-a	ft-a	reb	pf	pts	ast	to	blk	stl	min
Arthur Kaluma	6-14	1-4	4-5	3	3	17	0	2	0	1	47
Ryan Kalkbrenner	7-11	0-1	1-1	7	2	15	2	4	2	0	45
Ryan Nembhard	8-17	2-5	3-3	10	4	21	3	2	0	0	47
Trey Alexander	7-11	2-2	1-2	6	1	17	1	1	0	0	49
Baylor Scheierman	4-15	2-12	2-2	5	4	12	6	4	1	0	47
Shereef Mitchell	1-1	0-0	0-0	0	1	2	0	0	0	0	7
Mason Miller	0-0	0-0	0-0	1	1	0	0	0	0	0	3
Fredrick King	0-0	0-0	2-2	0	3	2	0	1	1	0	5
Team Rebounds	5										
Totals	33-69	7-24	13-15	37	19	86	12	14	5	1	250
	.478	.292	.867								

#24 PROVIDENCE	fg-a	3fg-a	ft-a	reb	pf	pts	ast	to	blk	stl	min
Ed Crosswell	5-9	0-0	4-6	6	4	14	2	1	1	2	46
Bryce Hopkins	8-21	2-4	2-2	9	2	20	3	1	1	1	50
Jared Bynum	1-9	0-3	6-6	6	2	8	6	1	0	1	34
Noah Locke	8-14	2-5	2-2	5	3	20	0	1	0	2	38
Devin Carter	9-17	3-5	4-5	8	2	25	1	0	2	1	45
Alyn Breed	1-2	0-0	0-0	2	2	2	1	2	0	0	18
Jayden Pierre	2-3	1-1	0-0	0	0	5	1	0	0	0	10
Corey Floyd, Jr.	0-0	0-0	0-0	0	0	0	0	0	0	0	5
Clifton Moore	0-1	0-1	0-0	0	1	0	0	0	0	0	4
Team Rebounds	3										
Totals	34-76	8-19	18-21	39	16	94	14	7	4	7	250
	.447	.421	.857								

Officials: Roger Ayers, Tim Clougherty, Tony Chiazza
Technical Fouls: None. **Attendance:** 12,400 (sold out)
Team 1st 2nd OT Total 1stFG% 2ndFG% Total% Deadball
 #18 Creighton 37 36 11 2 86 .517 .538 .478 2,1
 #24 Providence 36 37 11 10 94 .419 .469 .447 3,1

GAME 27 #18 Creighton (18-9, 12-4) 77

Feb. 18, 2023 Carnesecca Arena Queens, N.Y. St. John's (19-12, 6-11) 67

Defining Moment: After St. John's drew within one, Arthur Kaluma made three consecutive three-pointers to return the lead to double-figures.

Key Stats: Creighton shot 16-for-16 from the free throw line. The Jays also got 20 bench points on 6-of-11 three-point shooting from its reserves.

#18 CREIGHTON	fg-a	3fg-a	ft-a	reb	pf	pts	ast	to	blk	stl	min
Arthur Kaluma	5-11	3-6	0-0	6	3	13	5	4	0	1	25
Ryan Kalkbrenner	5-8	0-0	2-2	8	1	12	2	0	4	0	36
Ryan Nembhard	4-10	2-4	6-6	4	2	16	4	1	0	3	39
Trey Alexander	3-11	1-5	2-2	5	1	9	4	2	0	2	34
Baylor Scheierman	1-11	1-7	4-4	5	3	7	3	5	0	2	31
Shereef Mitchell	3-4	3-4	0-0	0	1	9	2	1	0	1	15
Francisco Farabello	1-1	1-1	0-0	2	0	3	0	0	0	0	6
Mason Miller	2-6	2-6	2-2	3	1	8	0	1	0	0	11
Fredrick King	0-0	0-0	0-0	0	0	0	0	0	0	0	3
Team Rebounds	4										
Totals	24-62	13-33	16-16	37	12	77	20	15	4	9	200
	.387	.394	1.000								

ST. JOHN'S	fg-a	3fg-a	ft-a	reb	pf	pts	ast	to	blk	stl	min
O'Mar Stanley	2-3	2-2	2-2	2	2	8	0	0	2	0	21
Joel Soriano	7-13	0-0	1-1	8	1	15	0	2	1	2	34
Posh Alexander	1-4	0-0	5-5	5	4	7	6	5	0	1	35
AJ Storr	4-10	1-1	2-2	4	0	9	1	3	1	0	30
Dylan Addae-Wusu	3-9	1-3	0-0	5	3	7	5	3	0	5	34
Kolby King	2-3	0-1	1-2	3	1	5	0	0	0	0	12
Esahia Nyirwe	1-2	0-0	0-0	1	1	2	0	0	0	0	6
David Jones	5-12	1-3	3-4	3	4	14	1	2	1	1	28
Team Rebounds	2										
Totals	25-56	4-10	13-16	33	16	67	13	15	5	9	200
	.446	.400	.813								

Officials: Mike Roberts, Matt Potter, Greg Evans
Technical Fouls: None. **Attendance:** 5,602 (sold out)
Team 1st 2nd Total 1stFG% 2ndFG% Total% Deadball
 #18 Creighton 42 35 77 .438 .333 .387 0
 St. John's 32 35 67 .464 .429 .446 0

GAME 28 #10 Marquette (22-6, 14-3) 73

Feb. 21, 2023 CHI Health Center Omaha Omaha, Neb. #19 Creighton (18-10, 12-5) 71

Defining Moment: Marquette used a 13-0 run to take a 63-53 lead, then held off a furious CU rally thanks to a pair of baskets in the final minute by Tyler Kolek.

Key Stat: Marquette outscored Creighton 46-30 in the paint while overcoming a double-digit margin for the fourth time in its last seven visits to CHI Health Center Omaha.

#10 MARQUETTE	fg-a	3fg-a	ft-a	reb	pf	pts	ast	to	blk	stl	min
Oliver Maxence-Prosper	2-6	1-4	3-6	5	3	8	1	2	0	0	35
Oso Ighodaro	8-12	0-0	2-4	6	3	18	3	0	0	1	36
Kam Jones	7-17	3-9	2-4	6	2	19	1	0	0	1	33
Stevie Mitchell	3-5	0-0	2-2	4	3	8	0	1	0	5	24
Tyler Kolek	7-13	1-3	3-4	4	4	18	6	4	0	3	38
Chase Ross	0-1	0-0	0-0	2	0	0	0	0	0	0	10
Ben Gold	1-2	0-1	0-0	1	2	2	1	0	0	0	4
Sean Jones	0-1	0-0	0-0	2	0	0	1	0	0	0	8
David Joplin	0-1	0-0	0-0	1	1	0	0	1	0	0	12
Team Rebounds	1										
Totals	28-58	5-18	12-20	32	18	73	13	8	0	10	200
	.483	.278	.600								

#19 CREIGHTON	fg-a	3fg-a	ft-a	reb	pf	pts	ast	to	blk	stl	min
Arthur Kaluma	1-6	0-2	0-0	3	2	2	1	1	0	0	16
Ryan Kalkbrenner	4-5	0-0	4-4	4	4	12	2	2	2	2	35
Ryan Nembhard	5-8	2-4	4-4	4	4	16	5	6	0	0	37
Trey Alexander	3-9	2-5	0-0	7	2	8	5	3	0	0	35
Baylor Scheierman	7-16	3-11	1-2	13	2	18	2	2	0	2	34
Shereef Mitchell	1-1	0-0	0-0	1	1	2	0	0	0	0	6
Francisco Farabello	2-5	1-3	0-0	2	0	5	1	0	0	0	20
Mason Miller	2-3	2-3	0-0	0	0	6	0	0	0	0	12
Fredrick King	1-1	0-0	0-0	1	1	2	0	1	0	0	5
Team Rebounds	0										
Totals	26-54	10-28	9-12	34	16	71	16	15	2	4	200
	.481	.357	.750								

Officials: Nathan Farrell, John Gaffney, Jeff Anderson
Technical Fouls: None. **Attendance:** 18,006 (sold out)
Team 1st 2nd Total 1stFG% 2ndFG% Total% Deadball
 #10 Marquette 32 41 73 .452 .519 .483 3
 #19 Creighton 40 31 71 .533 .417 .481 0

GAME 29 #19 Creighton (18-12, 12-6) 67

Feb. 25, 2023 Wells Fargo Center Philadelphia, Pa. Villanova (15-14, 9-9) 79

Defining Moment: Villanova went on a 29-10 run to go up 37-20 and never looked back.

Key Stat: Eric Dixon scored a career-high 31 points while making a career-high 6-of-8 three-point baskets.

#19 CREIGHTON	fg-a	3fg-a	ft-a	reb	pf	pts	ast	to	blk	stl	min

GAME 31		Creighton (20-11, 14-6)	84							
March 4, 2023		Wintrust Arena	Chicago, Ill.							
Defining Moment: After DePaul drew within five (59-54) with 10:51 left, Creighton went on an 8-3 run to open back up a double-figure lead.										
Key Stat: Creighton clinched its eighth straight 20-win season as it tied a program record with its 14th BIG EAST victory.										
CREIGHTON	fg-a	3fg-a	ft-a	reb	pf	pts	ast	to blk	stl	min
Arthur Kaluma	1-6	0-2	2-3	5	3	4	3	2	1	0
Ryan Kalkbrenner	8-12	0-0	4-4	4	4	20	0	3	0	1
Ryan Nembhard	8-1	43-5	1-2	11	2	20	1	3	0	2
Trey Alexander	8-14	3-6	2-2	6	0	21	2	2	1	2
Baylor Scheierman	1-4	1-3	2-2	10	3	5	4	4	0	3
Shereef Mitchell	0-0	0-0	0-0	0	1	0	0	0	0	6
Francisco Farabello	0-2	0-2	0-0	0	0	0	1	0	0	13
Mason Miller	1-3	1-3	2-2	1	1	5	0	0	0	8
Fredrick King	4-6	0-0	1-2	4	2	9	0	2	0	13
Team Rebounds			2				1			
Totals	31-61	8-21	14-17	43	16	84	11	17	2	8
	.508	.381	.824							
DEPAUL	fg-a	3fg-a	ft-a	reb	pf	pts	ast	to blk	stl	min
Javan Johnson	7-13	4-5	0-0	3	2	18	5	1	0	1
Eral Penn	2-4	0-1	4-6	6	1	8	1	0	1	0
Nick Ongenda	2-4	0-0	1-2	4	4	13	1	2	3	0
Umjoja Gibson	2-14	0-5	0-0	5	2	4	4	1	0	3
Jalen Terry	2-6	1-4	0-0	3	1	5	1	2	0	0
Philmon Gebrewit	0-1	0-1	0-0	0	0	0	0	0	0	5
Yor Anei	3-3	0-0	0-0	1	3	6	0	0	2	2
Brendan Favre	0-0	0-0	0-0	0	0	0	0	0	0	0
Da'Sean Nelson	1-3	1-1	0-0	1	2	3	1	1	1	2
Caleb Murphy	4-9	0-0	5-7	4	2	13	2	2	0	1
Team Rebounds			2				1			
Totals	27-67	6-17	10-15	29	17	70	15	9	7	9
	.403	.353	.687							
Officials: Jeff Clark, Evon Burroughs, Tony Chiazza										
Technical Fouls: None. Attendance: 4,514										
Team	1st	2nd	Total	1stFG%	2ndFG%	Total%	Deadball			
Creighton	39	45	84	.455	.571	.508	2			
DePaul	24	46	70	.265	.545	.403	4			

GAME 32		Villanova (17-16)	74							
March 9, 2023		Madison Square Garden	New York, N.Y.							
Defining Moment: Trey Alexander buried three straight three-pointers as part of an early 9-0 run that saw CU go ahead 15-6. The Bluejays never trailed in the triumph.										
Key Stat: Baylor Scheierman finished one assist shy of a triple-double in his Madison Square Garden debut.										
VILLANOVA	fg-a	3fg-a	ft-a	reb	pf	pts	ast	to blk	stl	min
Cam Whitmore	2-7	0-3	0-1	6	2	4	2	3	0	1
Brandon Slater	5-7	4-4	3-3	2	4	17	0	0	1	0
Eric Dixon	7-16	3-7	3-4	7	2	20	0	0	0	27
Justin Moore	5-13	3-6	0-0	1	1	13	7	3	0	1
Caleb Daniels	6-15	3-9	2-2	5	3	17	3	0	0	33
Brendan Hausen	0-0	0-0	0-0	0	0	0	0	0	0	4
Chris Arcadiacano	0-1	0-1	0-0	1	3	0	0	0	0	5
Jordan Longino	0-0	0-0	1-2	2	2	1	1	0	1	0
Team Rebounds			3				3			
Totals	26-62	13-30	9-12	30	19	74	14	7	2	4
	.419	.433	.750							
#24 CREIGHTON	fg-a	3fg-a	ft-a	reb	pf	pts	ast	to blk	stl	min
Arthur Kaluma	5-8	2-4	6-8	2	2	18	4	0	1	1
Ryan Kalkbrenner	9-12	0-0	3-3	3	1	21	1	1	2	0
Ryan Nembhard	6-13	3-5	2-2	5	4	17	5	4	0	3
Trey Alexander	3-9	3-5	4-4	7	1	13	2	0	1	35
Baylor Scheierman	3-8	2-6	4-5	12	3	12	9	1	0	0
Shereef Mitchell	0-1	0-1	0-0	0	0	0	0	0	0	0
Francisco Farabello	1-3	1-2	0-0	4	0	3	1	1	0	0
Mason Miller	1-2	1-2	0-0	2	1	3	0	0	0	9
Fredrick King	0-0	0-0	0-0	0	1	0	0	0	0	3
Team Rebounds			1				1			
Totals	28-56	12-25	19-22	36	13	87	22	8	3	2
	.450	.480	.864							
Officials: Tim Clougherty, Earl Walton, Brian O'Connell										
Technical Fouls: None. Attendance: 19,812 (sold out)										
Team	1st	2nd	Total	1stFG%	2ndFG%	Total%	Deadball			
Villanova	23	51	74	.333	.486	.419	2			
#24 Creighton	32	55	87	.433	.577	.500	2			

GAME 33		#24 Creighton (21-12)	60							
March 10, 2023		Madison Square Garden	New York, N.Y.							
Defining Moment: Xavier raced to a 14-point lead at halftime and never trailed at the break.										
Key Stat: Xavier outrebounded Creighton 45-28 as the Bluejays lost for the first time in five BIG EAST Tournament semifinal appearances.										
#24 CREIGHTON	fg-a	3fg-a	ft-a	reb	pf	pts	ast	to blk	stl	min
Arthur Kaluma	3-8	1-5	0-0	2	3	7	0	0	0	24
Ryan Kalkbrenner	7-7	1-1	3-4	3	1	18	1	2	1	3
Ryan Nembhard	2-12	1-3	0-0	6	3	5	6	2	1	0
Trey Alexander	4-11	2-4	2-2	4	1	12	2	4	0	2
Baylor Scheierman	4-10	1-5	6-6	7	1	15	2	3	1	0
Ben Shtolzburg	0-0	0-0	0-0	2	0	0	0	0	0	5
Shereef Mitchell	1-2	1-1	0-0	0	1	3	0	0	1	1
Francisco Farabello	0-2	0-1	0-0	0	2	0	1	1	0	1
Zander Yates	0-0	0-0	0-0	0	0	0	0	0	0	1
Mason Miller	0-1	0-1	0-0	0	2	0	0	0	0	12
Sami Osmani	0-1	0-0	0-0	1	0	0	0	0	0	1
Evan Young	0-1	0-1	0-0	0	0	0	0	0	0	1
Fredrick King	0-1	0-0	0-0	1	0	0	0	1	0	7
Team Rebounds			2				2			
Totals	21-56	7-23	11-12	28	14	60	12	13	4	7
	.375	.304	.917							
#15 XAVIER	fg-a	3fg-a	ft-a	reb	pf	pts	ast	to blk	stl	min
Jermone Hunter	3-7	0-2	0-0	8	2	6	2	1	0	0
Jack Nunge	7-13	1-2	2-3	7	1	17	1	1	0	2
Souley Boum	7-17	5-8	4-4	5	1	23	6	2	0	0
Colby Jones	7-13	0-1	0-0	10	0	14	0	2	0	1
Adam Kunkel	4-7	0-1	0-0	4	1	8	2	2	1	1
Desmond Claude	4-10	0-2	3-4	2	3	11	0	0	0	4
Cesare Edwards	0-1	0-0	0-0	2	1	0	0	1	0	0
Elijah Tucker	1-2	1-1	0-0	1	0	3	0	1	0	2
Bob Nunge	0-0	0-0	0-0	0	0	0	0	0	0	1
Bradley Colbert	0-0	0-0	0-0	0	0	0	0	0	0	1
Team Rebounds			6				6			
Totals	33-70	7-17	9-11	45	9	82	11	10	1	8
	.471	.412	.818							
Officials: Brent Hampton, Lamar Simpson, James Breeding										
Technical Fouls: None. Attendance: 19,812 (sold out)										
Team	1st	2nd	Total	1stFG%	2ndFG%	Total%	Deadball			
#24 Creighton	24	36	60	.370	.379	.375	0			
#15 Xavier	40	42	82	.421	.531	.471	2			

GAME 34		NC State (23-11)	63							
March 17, 2023		Ball Arena	Denver, Colo.							
Defining Moment: After NC State used an 11-0 run to go up 37-30, Creighton answered with a 9-0 run of its own to retake the lead.										
Key Stat: Ryan Kalkbrenner had 20 of his career-high 31 points in the second half, breaking Doug McDermott's program record for points in an NCAA Tournament game.										
NC STATE	fg-a	3fg-a	ft-a	reb	pf	pts	ast	to blk	stl	min
D.J. Burns Jr.	1-5	0-0	0-0	4	4	2	0	1	0	1
Terquavion Smith	12-27	1-5	7-9	2	3	32	1	3	1	1
Jarkel Joiner	5-18	0-5	3-4	6	2	13	2	0	0	0
Jack Clark	1-6	1-3	0-0	10	0	3	0	0	0	1
Casey Morsell	4-6	1-1	0-0	8	4	9	0	1	0	1
LJ Thomas	1-1	0-0	0-0	0	0	2	0	0	0	2
Breon Pass	0-0	0-0	0-0	1	0	0	0	0	0	13
Ebenezer Dovuona	0-1	0-0	2-2	2	4	2	0	0	0	0
Ernest Ross	0-0	0-0	0-0	1	1	0	0	1	0	0
Team Rebounds			1				1			
Totals	24-64	3-14	12-15	35	18	63	3	6	1	4
	.375	.214	.800							
CREIGHTON	fg-a	3fg-a	ft-a	reb	pf	pts	ast	to blk	stl	min
Arthur Kaluma	2-6	0-3	6-6	9	0	10	4	2	1	0
Ryan Kalkbrenner	11-14	1-1	8-9	7	3	31	2	1	3	0
Ryan Nembhard	4-9	0-3	2-2	3	3	10	3	0	0	1
Trey Alexander	4-12	0-4	1-2	2	2	9	2	2	1	2
Baylor Scheierman	4-12	2-8	0-0	6	3	10	4	3	1	0
Shereef Mitchell	0-0	0-0	0-0	0	0	0	0	0	0	1
Francisco Farabello	1-1	0-0	0-0	2	2	2	0	0	0	17
Mason Miller	0-2	0-1	0-0	2	0	0	0	0	0	7
Fredrick King	0-0	0-0	0-0	1	1	0	0	0	0	2
Team Rebounds			2				2			
Totals	26-56	3-20	17-19	34	14	72	15	8	6	3

CHI Health Center Omaha Season Records

Games Played		
Rk.	Name, Year	Games
1.	Doug McDermott, 2010-11	22
	Antoine Young, 2010-11	22
	Kenny Lawson Jr., 2010-11	22
	Jahenns Manigat, 2010-11	22
	Darryl AZhford, 2010-11	22
	Josh Jones, 2010-11	22
	Kaleb Korver, 2010-11	22
	Wayne Runnels, 2010-11	22

Games Started		
Rk.	Name, Year	Starts (Games)
1.	Doug McDermott, 2010-11	22 (22)
	Antoine Young, 2010-11	22 (22)
	Kaleb Korver, 2010-11	22 (22)
4.	Booker Woodfox, 2008-09	19 (19)
	Justin Carter, 2008-09	19 (19)
	Kenny Lawson Jr., 2008-09	19 (19)
	Josh Dotzler, 2008-09	19 (19)
	Maurice Watson Jr., 2015-16	19 (19)
	Geoffrey Groselle, 2015-16	19 (19)
	Ty-Shon Alexander, 2018-19	19 (19)
	Martin Krampelj, 2018-19	19 (19)
	Mitch Ballock, 2018-19	19 (19)
	Davion Mintz, 2018-19	19 (19)

Minutes		
Rk.	Name, Year	Minutes (Games)
1.	Antoine Young, 2010-11	757 (22)
2.	Doug McDermott, 2010-11	628 (22)
3.	Mitch Ballock, 2019-20	624 (18)
4.	Ty-Shon Alexander, 2018-19	618 (19)
5.	Mitch Ballock, 2018-19	607 (19)

Minutes Per Game (min. 10 games played)		
Rk.	Name, Year	Minutes Per Game
1.	Ryan Nembhard, 2021-22	34.8
2.	Mitch Ballock, 2019-20	34.7
3.	Nate Funk, 2006-07	34.6
4.	Antoine Young, 2010-11	34.4
5.	Johnny Mathies, 2005-06	34.2

Points		
Rk.	Name, Year	Points (Games)
1.	Doug McDermott, 2013-14	472 (16)
2.	Doug McDermott, 2012-13	387 (17)
3.	Marcus Foster, 2017-18	386 (18)
4.	Doug McDermott, 2010-11	360 (22)
5.	Doug McDermott, 2011-12	354 (16)
6.	Marcus Foster, 2016-17	337 (17)
7.	Ty-Shon Alexander, 2019-20	328 (18)
8.	Marcus Zegarowski, 2019-20	325 (18)
9.	Ty-Shon Alexander, 2018-19	304 (19)
10.	Booker Woodfox, 2008-09	297 (19)

Points Per Game (min. 10 games played)		
Rk.	Name, Year	Points Per Game
1.	Doug McDermott, 2013-14	29.5
2.	Doug McDermott, 2012-13	22.8
3.	Doug McDermott, 2011-12	22.1
4.	Marcus Foster, 2017-18	21.4
5.	Marcus Foster, 2016-17	19.8

Field Goals Made		
Rk.	Name, Year	FG Made (Games)
1.	Doug McDermott, 2013-14	161 (16)
2.	Marcus Foster, 2017-18	143 (18)
3.	Doug McDermott, 2011-12	138 (16)
4.	Doug McDermott, 2010-11	134 (22)
5.	Doug McDermott, 2012-13	130 (17)

Field Goals Attempted		
Rk.	Name, Year	FG Attempted (Games)
1.	Doug McDermott, 2013-14	299 (16)
2.	Marcus Foster, 2017-18	263 (18)
3.	Marcus Foster, 2016-17	261 (17)
4.	Ty-Shon Alexander, 2018-19	245 (19)
5.	Doug McDermott, 2010-11	242 (22)

Field Goal Percentage (min. 3 FG Made/Game)		
Rk.	Name, Year	FG% (FG-FGA)
1.	Ryan Kalkbrenner, 2022-23	.742 (92-124)
2.	Geoffrey Groselle, 2015-16	.736 (81-110)
3.	Ryan Kalkbrenner, 2020-21	.729 (43-59)
4.	Christian Bishop, 2020-21	.711 (64-90)
5.	Ryan Kalkbrenner, 2021-22	.696 (71-102)

3-Point Field Goals Made		
Rk.	Name, Year	3FG Made (Games)
1.	Marcus Foster, 2017-18	61 (18)
2.	Mitch Ballock, 2019-20	58 (18)
3.	Marcus Zegarowski, 2019-20	55 (18)
4.	Mitch Ballock, 2018-19	54 (19)
5.	Ty-Shon Alexander, 2018-19	53 (19)

3-Point Field Goals Attempted		
Rk.	Name, Year	3FG Attempted (Games)
1.	Ty-Shon Alexander, 2018-19	144 (19)
2.	Marcus Foster, 2017-18	126 (18)
3.	Mitch Ballock, 2019-20	123 (18)
4.	Mitch Ballock, 2018-19	117 (19)
5.	Ty-Shon Alexander, 2019-20	115 (18)

3-Point Field Goal Percentage (min. 1 3FG Made/Game)		
Rk.	Name, Year	3FG% (3FG-3FGA)
1.	Austin Chatman, 2012-13	.559 (19-34)
2.	Marcus Zegarowski, 2019-20	.534 (55-103)
3.	Jimmy Motz, 2004-05	.509 (29-57)
4.	Ethan Wragge, 2013-14	.506 (45-89)
5.	Nate Funk, 2004-05	.500 (33-66)
	Josh Jones, 2011-12	.500 (26-52)
	Doug McDermott, 2012-13	.500 (39-78)

Free Throws Made		
Rk.	Name, Year	FT Made (Games)
1.	Doug McDermott, 2013-14	102 (16)
2.	Doug McDermott, 2012-13	88 (17)
3.	Anthony Tolliver, 2005-06	80 (17)
4.	Ty-Shon Alexander, 2019-20	77 (18)
5.	P'Allen Stinnett, 2008-09	76 (19)

Free Throws Attempted		
Rk.	Name, Year	FT Attempted (Games)
1.	Doug McDermott, 2013-14	118 (16)
2.	P'Allen Stinnett, 2008-09	105 (19)
3.	Anthony Tolliver, 2005-06	102 (17)
4.	Doug McDermott, 2012-13	98 (17)
5.	Johnny Mathies, 2005-06	93 (17)

Free Throw Percentage (min. 2.5 FT Made/Game)		
Rk.	Name, Year	FT% (FT-FTA)
1.	Nate Funk, 2006-07	.919 (57-62)
2.	Doug McDermott, 2012-13	.898 (88-98)
3.	Cavel Witter, 2009-10	.896 (43-48)
4.	Ty-Shon Alexander, 2019-20	.865 (77-89)
5.	Doug McDermott, 2013-14	.864 (102-118)

Rebounds		
Rk.	Name, Year	Rebounds (Games)
1.	Doug McDermott, 2010-11	158 (22)
2.	Kenny Lawson Jr., 2010-11	131 (22)
3.	Doug McDermott, 2011-12	130 (16)
4.	Baylor Scheierman, 2022-23	127 (15)
5.	Martin Krampelj, 2018-19	126 (19)
6.	Geoffrey Groselle, 2015-16	125 (19)
7.	Dane Watts, 2007-08	124 (18)
	Doug McDermott, 2012-13	124 (17)
9.	Doug McDermott, 2013-14	122 (16)
10.	Khyri Thomas, 2016-17	113 (17)

Rebounds Per Game (min. 10 games played)		
Rk.	Name, Year	Rebounds Per Game
1.	Martin Krampelj, 2017-18	8.9
2.	Baylor Scheierman, 2022-23	8.5
3.	Doug McDermott, 2011-12	8.1
4.	Doug McDermott, 2013-14	7.6
5.	Ryan Kalkbrenner, 2021-22	7.4

Offensive Rebounds		
Rk.	Name, Year	Off. Reb. (Games)
1.	Ryan Kalkbrenner, 2021-22	58 (15)
2.	Doug McDermott, 2010-11	52 (22)
3.	Geoffrey Groselle, 2015-16	50 (19)
4.	Doug McDermott, 2011-12	46 (16)
5.	Dane Watts, 2007-08	45 (18)

Defensive Rebounds		
Rk.	Name, Year	Def. Reb. (Games)
1.	Baylor Scheierman, 2022-23	110 (15)
2.	Doug McDermott, 2010-11	106 (22)
3.	Doug McDermott, 2012-13	96 (17)
4.	Kenny Lawson Jr., 2010-11	94 (22)
5.	Doug McDermott, 2013-14	93 (16)
	Martin Krampelj, 2018-19	93 (19)

Fouls		
Rk.	Name, Year	Fouls (Games)
1.	Zach Hanson, 2015-16	55 (19)
2.	Christian Bishop, 2019-20	54 (18)
3.	Geoffrey Groselle, 2015-16	51 (19)
	Martin Krampelj, 2018-19	51 (19)
6.	P'Allen Stinnett, 2007-08	47 (18)

Foul Out Disqualifications		
Rk.	Name, Year	Foul Out DQ's
1.	Anthony Tolliver, 2006-07	3
	Zach Hanson, 2015-16	3
3.	Anthony Tolliver, 2004-05	2
	Johnny Mathies, 2004-05	2
	Tyler McKinney, 2004-05	2
	P'Allen Stinnett, 2007-08	2
	Dane Watts, 2007-08	2
	Josh Dotzler, 2008-09	2
	Martin Krampelj, 2018-19	2
	Christian Bishop, 2019-20	2
	Christian Bishop, 2020-21	2

Assists		
Rk.	Name, Year	Assists (Games)
1.	Maurice Watson Jr., 2015-16	115 (19)
2.	Antoine Young, 2010-11	113 (22)
3.	Maurice Watson Jr., 2016-17	98 (11)
4.	Austin Chatman, 2012-13	96 (17)
5.	Grant Gibbs, 2012-13	91 (17)

Turnovers		
Rk.	Name, Year	Turnovers (Games)
1.	Maurice Watson Jr., 2015-16	52 (19)
2.	Maurice Watson Jr., 2016-17	45 (11)
	Marcus Zegarowski, 2019-20	45 (18)
4.	Doug McDermott, 2010-11	44 (22)
5.	Ryan Nembhard, 2021-22	42 (13)

Blocked Shots		
Rk.	Name, Year	Blocks (Games)
1.	Ryan Kalkbrenner, 2021-22	38 (15)
2.	Ryan Kalkbrenner, 2022-23	35 (15)
3.	Anthony Tolliver, 2005-06	31 (17)
4.	Kenny Lawson Jr., 2008-09	30 (19)
	Gregory Echenique, 2011-12	30 (16)

Steals		
Rk.	Name, Year	Steals (Games)
1.	Josh Dotzler, 2008-09	43 (19)
2.	Johnny Mathies, 2005-06	39 (17)
3.	Josh Dotzler, 2007-08	37 (18)
4.	Johnny Mathies, 2004-05	34 (16)
5.	P'Allen Stinnett, 2007-08	31 (18)
	Khyri Thomas, 2016-17	31 (17)
	Khyri Thomas, 2017-18	31 (18)

Bold italics indicates an active player in 2022-23

CHI Health Center Omaha Career Records

Games Played		
Rk.	Name, Years	Games
1.	Kenny Lawson Jr., 2006-11	76
2.	Antoine Young, 2008-12	71
	Doug McDermott, 2010-14	71
	Jahenns Manigat, 2010-14	71
5.	Kaleb Korver, 2007-11	70
	Ethan Wragge, 2009-14	70

Games Started		
Rk.	Name, Years	Starts (Games)
1.	Doug McDermott, 2010-14	71
2.	Dane Watts, 2004-08	59
3.	Jahenns Manigat, 2010-14	58
4.	Kenny Lawson Jr., 2006-11	53
	Antoine Young, 2008-12	53
	Mitch Ballock, 2017-21	53

Minutes		
Rk.	Name, Years	Minutes (Games)
1.	Doug McDermott, 2010-14	2,145 (71)
2.	Mitch Ballock, 2017-21	2,052 (69)
3.	Antoine Young, 2008-12	1,878 (71)
4.	Jahenns Manigat, 2010-14	1,721 (71)
5.	Austin Chatman, 2011-15	1,720 (66)

Minutes Per Game (min. 20 games played)		
Rk.	Name, Years	Minutes Per Game
1.	Ryan Nembhard, 2021-Pres.	32.9
2.	Marcus Zegarowski, 2018-21	31.3
3.	Marcus Foster, 2016-18	30.34
4.	Nate Funk, 2003-07	30.26
5.	Doug McDermott, 2010-14	30.2

Points		
Rk.	Name, Years	Points (Games)
1.	Doug McDermott, 2010-14	1,573 (71)
2.	Nate Funk, 2003-07	735 (47)
3.	Marcus Zegarowski, 2018-21	728 (50)
4.	Ty-Shon Alexander, 2017-20	727 (55)
5.	Marcus Foster, 2016-18	723 (35)
6.	Mitch Ballock, 2017-21	721 (69)
7.	Kenny Lawson Jr., 2006-11	707 (76)
8.	Antoine Young, 2008-12	634 (71)
9.	Khyri Thomas, 2015-18	611 (53)
10.	Johnny Mathies, 2003-06	586 (49)
	Dane Watts, 2004-08	586 (65)
	P'Allen Stinnett, 2007-10	586 (47)

Points Per Game (min. 20 games played)		
Rk.	Name, Years	Points Per Game
1.	Doug McDermott, 2010-14	22.2
2.	Marcus Foster, 2016-18	20.7
3.	Nate Funk, 2003-07	15.6
4.	Marcus Zegarowski, 2018-21	14.6
5.	Maurice Watson Jr., 2015-17	13.8

Field Goals Made		
Rk.	Name, Years	FG Made (Games)
1.	Doug McDermott, 2010-14	563 (71)
2.	Marcus Foster, 2016-18	272 (35)
3.	Kenny Lawson Jr., 2006-11	266 (76)
4.	Nate Funk, 2003-07	253 (47)
	Marcus Zegarowski, 2018-21	253 (50)

Field Goals Attempted		
Rk.	Name, Years	FG Attempted (Games)
1.	Doug McDermott, 2010-14	999 (71)
2.	Ty-Shon Alexander, 2017-20	531 (55)
3.	Mitch Ballock, 2017-21	527 (69)
4.	Marcus Foster, 2016-18	524 (35)
5.	Nate Funk, 2003-07	517 (47)

Field Goal Percentage (min. 50 FG Made)		
Rk.	Name, Years	FG% (FG-FGA)
1.	Ryan Kalkbrenner, 2020-Pres.	.723 (206-285)
2.	Geoffrey Groselle, 2012-16	.706 (127-180)
3.	Justin Patton, 2016-17	.691 (94-136)
4.	Christian Bishop, 2018-21	.664 (150-226)
5.	Gregory Echenique, 2010-13	.648 (175-270)

3-Point Field Goals Made		
Rk.	Name, Years	3FG Made (Games)
1.	Mitch Ballock, 2017-21	172 (69)
2.	Ethan Wragge, 2009-14	156 (70)
3.	Doug McDermott, 2010-14	134 (71)
4.	Marcus Zegarowski, 2018-21	122 (50)
5.	Ty-Shon Alexander, 2017-20	121 (55)

3-Point Field Goals Attempted		
Rk.	Name, Years	3FG Attempted (Games)
1.	Mitch Ballock, 2017-21	401 (69)
2.	Ethan Wragge, 2009-14	341 (70)
3.	Ty-Shon Alexander, 2017-20	315 (55)
4.	Doug McDermott, 2010-14	299 (71)
5.	Marcus Zegarowski, 2018-21	272 (50)

3-Point Field Goal Percentage (min. 25 3FG Made)		
Rk.	Name, Years	3FG% (3FG-3FGA)
1.	Booker Woodfox, 2007-09	.483 (83-172)
2.	Ethan Wragge, 2009-14	.457 (156-341)
3.	Trey Alexander, 2021-Pres.	.453 (48-106)
4.	Marcus Zegarowski, 2018-21	.449 (122-272)
5.	Doug McDermott, 2010-14	.4482 (134-299)
6.	Nate Funk, 2003-07	.4479 (86-192)

Free Throws Made		
Rk.	Name, Years	FT Made (Games)
1.	Doug McDermott, 2010-14	313 (71)
2.	Antoine Young, 2008-12	180 (71)
3.	Cavel Witter, 2007-10	166 (51)
4.	Johnny Mathies, 2003-06	164 (49)
5.	Anthony Tolliver, 2003-07	156 (61)
	Kenny Lawson Jr., 2006-11	156 (76)

Free Throws Attempted		
Rk.	Name, Years	FT Attempted (Games)
1.	Doug McDermott, 2010-14	376 (71)
2.	Antoine Young, 2008-12	245 (71)
3.	Johnny Mathies, 2003-06	221 (49)
	Anthony Tolliver, 2003-07	221 (61)
5.	Kenny Lawson Jr., 2006-11	204 (76)

Free Throw Percentage (min. 2.5 FT Made/Game)		
Rk.	Name, Years	FT% (FT-FTA)
1.	Cavel Witter, 2007-10	.860 (166-193)
2.	Doug McDermott, 2010-14	.832 (313-376)
3.	Nate Funk, 2003-07	.817 (143-175)
4.	Booker Woodfox, 2007-09	.807 (71-88)
5.	Ty-Shon Alexander, 2017-20	.798 (130-163)

Rebounds		
Rk.	Name, Years	Rebounds (Games)
1.	Doug McDermott, 2010-14	534 (71)
2.	Kenny Lawson Jr., 2006-11	406 (76)
3.	Dane Watts, 2004-08	351 (65)
4.	Martin Krampelj, 2015-19	296 (47)
5.	Gregory Echenique, 2010-13	295 (49)
6.	Anthony Tolliver, 2003-07	284 (61)
7.	Mitch Ballock, 2017-21	280 (69)
8.	Khyri Thomas, 2015-18	260 (53)
	Ryan Kalkbrenner, 2020-Pres.	260 (44)
10.	Toby Hegner, 2014-18	256 (69)

Rebounds Per Game (min. 20 games played)		
Rk.	Name, Years	Rebounds Per Game
1.	Doug McDermott, 2010-14	7.5
2.	Martin Krampelj, 2015-19	6.3
3.	Gregory Echenique, 2010-13	6.0
4.	Ryan Kalkbrenner, 2020-Pres.	5.91
5.	Arthur Kaluma, 2021-Pres.	5.86
6.	Justin Carter, 2008-10	5.75

Offensive Rebounds		
Rk.	Name, Years	Off. Reb. (Games)
1.	Doug McDermott, 2010-14	155 (71)
2.	Kenny Lawson Jr., 2006-11	122 (76)
3.	Dane Watts, 2004-08	118 (65)
	Ryan Kalkbrenner, 2020-Pres.	118 (44)
5.	Gregory Echenique, 2010-13	102 (49)

Defensive Rebounds		
Rk.	Name, Years	Def. Reb. (Games)
1.	Doug McDermott, 2010-14	379 (71)
2.	Kenny Lawson Jr., 2006-11	284 (76)
3.	Mitch Ballock, 2017-21	253 (69)
4.	Dane Watts, 2004-08	233 (65)
5.	Martin Krampelj, 2015-19	203 (47)

Fouls		
Rk.	Name, Years	Fouls (Games)
1.	Dane Watts, 2004-08	146 (65)
2.	Jahenns Manigat, 2010-14	145 (71)
3.	Kenny Lawson Jr., 2006-11	130 (76)
	Ethan Wragge, 2009-14	130 (70)
	Toby Hegner, 2014-18	130 (69)

Foul Out Disqualifications		
Rk.	Name, Years	Foul Out DQ's
1.	Anthony Tolliver, 2003-07	6
2.	Johnny Mathies, 2003-06	4
	Christian Bishop, 2018-21	4
4.	Dane Watts, 2004-08	3
	Josh Dotzler, 2005-09	3
	Zach Hanson, 2013-17	3

Assists		
Rk.	Name, Years	Assists (Games)
1.	Austin Chatman, 2011-15	275 (66)
2.	Antoine Young, 2008-12	268 (71)
3.	Grant Gibbs, 2011-14	228 (45)
4.	Marcus Zegarowski, 2018-21	216 (50)
5.	Josh Dotzler, 2005-09	213 (60)
	Maurice Watson Jr., 2015-17	213 (30)

Turnovers		
Rk.	Name, Years	Turnovers (Games)
1.	Doug McDermott, 2010-14	141 (71)
2.	Austin Chatman, 2011-15	120 (66)
3.	Antoine Young, 2008-12	106 (71)
4.	Johnny Mathies, 2003-06	100 (49)
	Marcus Zegarowski, 2018-21	100 (50)

Blocked Shots		
Rk.	Name, Years	Blocks (Games)
1.	Ryan Kalkbrenner, 2020-Pres.	92 (44)
2.	Kenny Lawson Jr., 2006-11	80 (76)
	Gregory Echenique, 2010-13	80 (49)
4.	Anthony Tolliver, 2003-07	71 (61)
5.	Christian Bishop, 2018-21	47 (46)

Steals		
Rk.	Name, Years	Steals (Games)
1.	Josh Dotzler, 2005-09	120 (60)
2.	Johnny Mathies, 2003-06	100 (49)
3.	Khyri Thomas, 2015-18	84 (53)
4.	P'Allen Stinnett, 2007-10	73 (47)
5.	Jahenns Manigat, 2010-14	68 (71)

Bold italics indicates an active player in 2022-23

Single-Game Records

Points Scored

Pts.	Name, Opponent	Date
51	Bob Portman vs. UW-Milwaukee	12/16/67
47	Eddie Cole at Morningside	11/29/54
46	Bob Portman vs. Weber State	12/23/68
45	Tim Powers at Idaho State	01/29/66
	Benoit Benjamin vs. Indiana State	01/19/85
	Doug McDermott vs. Providence	03/08/14
44	Doug McDermott at Bradley	01/07/12
43	Bob Portman at Kansas State	02/12/68
	Benoit Benjamin vs. Southern Illinois	01/17/85
42	Bob Portman vs. LaSalle	01/30/68
	Cavel Witter vs. Bradley	03/01/08
41	Doug McDermott vs. Wichita State	03/02/13
40	Chad Gallagher vs. Wichita State	02/17/90
	Rodney Buford vs. Bradley	12/30/98
39	Bob Portman at Oklahoma City	02/08/68
	Doug McDermott at Missouri State	01/11/13
	Doug McDermott vs. St. John's	01/28/14
	Doug McDermott vs. Villanova	02/16/14
	Mitch Ballock vs. DePaul	03/09/19

Field Goals Made

FG	Name, Opponent	Date
19	Bob Portman vs. Weber State	12/23/68
	Bob Portman vs. LaSalle	01/30/68
18	Eddie Cole at Morningside	11/29/54
	Benoit Benjamin vs. Southern Illinois	01/17/85
	Benoit Benjamin vs. Indiana State	01/19/85
	Doug McDermott at Bradley	01/07/12
17	Paul Silas vs. Notre Dame	01/11/64
	Tim Powers at Idaho State	01/29/66
	Bob Portman vs. Houston	02/13/67
	Doug McDermott vs. Providence	03/08/14

Field Goal Attempts

FGA	Name, Opponent	Date
41	Bob Portman vs. LaSalle	01/30/68
37	Bob Portman at Kansas State	02/12/68
	Bob Portman at Miami (Fla.)	02/24/68
36	Bob Portman vs. Arizona State	12/07/67
	Bob Portman at Oklahoma City	02/08/68
35	Bob Portman vs. UW-Milwaukee	12/16/67
34	Bob Portman vs. Oklahoma City	01/13/68
33	Bob Portman vs. Wichita State	11/30/68
	Bob Portman vs. Portland	02/08/69
	Bob Portman vs. St. Bonaventure	03/05/69

Field Goal Percentage

(Minimum Nine Attempts)			
Pct.	Name (FG-FGA), Opponent	Date	
1.000	Bob Harstad (13-13) vs. UTSA	11/30/90	
	Anthony Tolliver (11-11) vs. Illinois St.	01/01/07	
	Vernon Moore (9-9) vs. Neb.-Kearney	11/24/84	
.932	Benoit Benjamin (12-13) at Tulsa	03/10/84	
.916	Jim Honz (11-12) at S. Illinois	01/25/79	
	Greg Brandon (11-12) vs. W. Texas A&M	01/21/84	
.909	Bob Harstad (10-11) vs. Siena	01/30/90	
.900	Vernon Moore (9-10) vs. Bradley	01/02/85	
	Khyri Thomas (9-10) at Loyola (Ill.)	12/05/15	
	Geoffrey Groselle (9-10) at St. John's	12/31/15	

3-Point Field Goals

3FG	Name, Opponent	Date
11	Mitch Ballock vs. DePaul	03/09/19
9	Kyle Korver vs. Evansville	01/15/03
	Ethan Wragge at Villanova	01/20/14
8	Tad Ackerman at Drake	01/23/95
	Kyle Korver at Xavier	12/31/02
	Terrell Taylor vs. Florida	03/15/02
	Isaiah Zierden at DePaul	01/17/16
	Mitch Ballock vs. Marquette	12/14/20
	Ryan Hawkins at Georgetown	02/12/22
7	Gary Swain vs. Nebraska-Omaha	12/11/86
	Ryan Sears vs. Wyoming	12/06/97
	Kyle Korver vs. Notre Dame	11/26/02
	Kyle Korver vs. Fresno State	02/22/03
	Nate Funk at Nebraska	11/18/06
	Booker Woodfox at Saint Joseph's	12/06/08
	Ethan Wragge at Saint Joseph's	11/16/13
	Doug McDermott vs. DePaul	03/13/14
	Cole Huff vs. Seton Hall	03/10/16
	Ty-Shon Alexander vs. Clemson	11/21/18
	Mitch Ballock at Nebraska	12/08/18
	Marcus Zegarowski vs. Butler	02/23/20
	Mitch Ballock at Seton Hall	01/27/21
	Trey Alexander vs. DePaul	12/25/22
	Trey Alexander vs. Georgetown	03/01/23

3-Point FG Attempts

FGA	Name, Opponent	Date
18	Ryan Hawkins at Georgetown	02/12/22
15	Terrell Taylor vs. Florida	03/15/02
	Kyle Korver vs. Fresno State	02/22/03
	Ty-Shon Alexander vs. Villanova	01/13/19
14	Kyle Korver vs. BYU	12/07/02
	Kyle Korver at Nebraska	12/21/02
	Kyle Korver vs. Evansville	01/15/03
	Ethan Wragge at Villanova	01/20/14
	Mitch Ballock vs. Marquette	12/14/20
13	Tad Ackerman at Drake	01/23/95
	Tad Ackerman vs. Southern Illinois	02/27/95
	Edward St. Fleur vs. Missouri State	03/02/96
	Kyle Korver at Nebraska	01/02/01
	Kyle Korver vs. Iowa	03/15/01
	Kyle Korver at Xavier	12/31/02
	Ty-Shon Alexander vs. Gonzaga	12/01/18
	Mitch Ballock vs. Georgetown	03/04/20
	Baylor Scheierman at Texas	12/01/22

3-Point Percentage

Pct.	Name, Opponent (min. 5 3 FGA)	Date
1.000	Marcus Zegarowski (7-7) vs. Butler	02/23/20
	Kyle Korver (6-6) vs. Texas-Arlington	11/17/02
	Porter Moser (5-5) vs. Bradley	01/21/89
	Ben Walker (5-5) vs. Evansville	02/28/00
	Michael Lindeman (5-5) vs. Bradley	02/08/03
	Marcus Zegarowski (5-5) vs. Seton Hall	03/07/20
.917	Mitch Ballock (11-12) vs. DePaul	03/09/19
.857	Kyle Korver (6-7) vs. Missouri State	01/19/00
	Ryan Sears (6-7) at Indiana State	02/04/01
	Booker Woodfox (6-7) vs. Indiana St.	01/19/08
	Doug McDermott (6-7) vs. Indiana St.	03/09/13
	Rick Kreklow (6-7) vs. Marquette	02/14/15



Mitch Ballock scored 39 points vs. DePaul on March 9, 2019, tying a BIG EAST record with 11 three-pointers in the win.

Free Throw Percentage

(Minimum 11 Attempts)			
Pct.	Name (FTM-FTA), Opponent	Date	
1.000	Doug Brookins (16-16) vs. S. Illinois	12/16/74	
	Mike Caruso (14-14) vs. LaSalle	01/21/70	
	Bob Portman (13-13) vs. Okla. City	01/13/68	
	Doug McDermott (13-13) vs. UAPB	12/17/13	
	Ben Walker (12-12) at Illinois State	02/05/00	
	Kyle Korver (12-12) vs. Grambling State	11/29/01	
	Kenny Evans (12-12) at Marquette	12/14/85	
	Doug McDermott (12-12) vs. Duke	03/24/13	
	Seven tied with 11-11, last by		
	Ty-Shon Alexander vs. Clemson	11/21/18	

Free Throws Made

FT	Name, Opponent	Date
19	Bob Portman vs. UW-Milwaukee	12/16/67
17	Bob Harstad vs. Morgan State	12/22/89
15	Elton Tuttle at Canisius	01/30/54
	Bob Harstad vs. Cleveland State	12/06/89
	Bob Harstad at Southern Illinois	02/10/90
	Nate Funk vs. Dayton	11/26/05
14	Paul Silas vs. St. Mary's (CA)	12/20/62
	Vernon Moore vs. Regis	12/14/84
	Bob Harstad vs. Nebraska	12/14/89
	Bob Harstad vs. Southern Illinois	02/23/91
	Jerry Vanderheydt vs. Florida A&M	12/22/93

Free Throw Attempts

FTA	Name, Opponent	Date
23	Bob Portman vs. UW-Milwaukee	12/16/67
22	Paul Silas vs. St. Mary's (CA)	12/20/62
20	Elton Tuttle at Canisius	01/30/54
	Bob Harstad vs. Morgan State	12/22/89
19	Bob Harstad vs. Cleveland State	12/06/89
18	Vernon Moore vs. Regis	12/14/84
	Kenny Evans vs. Southern Illinois	02/21/87
	Jerry Vanderheydt vs. Florida A&M	12/22/93
	Nate Funk vs. Dayton	11/26/05
16	Paul Silas vs. UCLA	12/20/61
	Paul Silas vs. Marquette	03/06/63
	Benoit Benjamin at Iowa State	12/01/84
	Bob Harstad at Southern Illinois	02/10/90
	Bob Harstad vs. Southern Illinois	02/23/91
	Doug McDermott vs. Seton Hall	02/23/14

Assists

Ast.	Name, Opponent	Date
18	Ralph Bobik vs. Houston	02/17/73
17	Ralph Bobik at St. Francis (Pa.)	02/23/73
	Ralph Bobik vs. Bradley	01/22/74
16	Ralph Bobik vs. BYU	12/17/73
14	Maurice Watson Jr. at Seton Hall	01/09/16
	Maurice Watson Jr. at Providence	01/07/17
13	Latrell Wrightsell vs. Nebraska	12/07/91
	Jason Bey vs. Southern Illinois	02/27/95
	Maurice Watson Jr. vs. Akron	12/03/16
	Maurice Watson Jr. vs. Washington St.	11/18/16

20-Rebound Games

Reb.	Name, Opponent	Date
38	Paul Silas vs. Centenary	02/19/62
37	Paul Silas vs. Tennessee State	02/12/63
	Paul Silas vs. Colorado College	02/14/63
36	Paul Silas vs. Marquette	01/23/64
35	Paul Silas vs. Wabash	01/06/62
33	Paul Silas at UCLA	12/21/63
31	Paul Silas at Arizona State	12/13/63
	Paul Silas vs. Nevada	12/23/63
30	Paul Silas at La Salle	12/01/62
29	Paul Silas vs. Colorado College	12/01/61
	Paul Silas vs. North Dakota	03/03/62
	Paul Silas vs. Clemson	12/15/62

NOTE: Silas also had four games with 28 rebounds, two games with 27 rebounds, three games with 26 rebounds, one game with 25 rebounds, seven games with 24 rebounds and six games with 23 rebounds. Others besides Silas listed below:

24	Ted Wuebben vs. Cleveland State	02/20/73
22	Benoit Benjamin vs. Briar Cliff	12/04/84
21	Cyril Baptiste vs. Idaho State	12/09/69
	Cyril Baptiste vs. Cal State Fullerton	12/11/69
	Ted Wuebben vs. Southern Illinois	03/07/72
20	Bob Gibson vs. Nebraska-Omaha	02/26/57
	Bob Portman vs. UW-Milwaukee	12/16/67
	Bob Harstad at Southern Illinois	01/23/89

Blocked Shots

Blk.	Name, Opponent	Date
12	Benoit Benjamin at Bradley	02/02/85
11	Benoit Benjamin vs. Tulsa	02/16/84
10	Benoit Benjamin vs. Nebraska Omaha	12/22/83
	Benoit Benjamin at Illinois State	03/08/84
	Benoit Benjamin vs. Southern Illinois	01/17/85
9	Benoit Benjamin vs. West Texas A&M	01/21/84
8	Benoit Benjamin vs. Iowa State	12/10/83
	Benoit Benjamin at Chaminade	12/19/84
	Benoit Benjamin at Tulsa	01/12/85
	Doug Swenson at UMKC	11/18/98

Steals

Stl.	Name, Opponent	Date
8	Latrell Wrightsell vs. Drake	03/02/91
	Latrell Wrightsell vs. Drake	02/21/91
7	Charles Butler vs. Wake Forest	12/30/74
	Mark Jones vs. St. Ambrose	12/21/82
	Vernon Moore vs. Southern	01/07/85
	James Farr at Iowa State	12/12/87
	Rodney Buford vs. UMKC	11/25/96
	Rodney Buford vs. Missouri State	01/21/98
	Anthony Tolliver at Evansville	02/07/06
	Johnny Mathies vs. Indiana State	02/22/06
	PAllen Stinnett vs. Southern	12/15/08

Bluejay Triple-Double Performances

Date	Player	Opponent	Pts.	Reb.	Ast.	Blk.	Stl.
02-02-85	Benoit Benjamin	at Bradley (ot)	29	12	0	12	3
01-17-85	Benoit Benjamin	vs. Southern Illinois	43	16	3	10	1
02-16-84	Benoit Benjamin	vs. Tulsa (ot)	24	17	1	11	0

No Creighton player has recorded a triple-double in the traditional fashion: double-digit totals for points, rebounds and assists.

Season Records

500-point Seasons

Pts.	Name (Class)	Year
934	Doug McDermott (Sr.)	2013-14
834	Doug McDermott (Sr.)	2012-13
801	Doug McDermott (So.)	2011-12
738	Bob Portman (Sr.)	1967-68
734	Bob Harstad (Sr.)	1989-90
688	Benoit Benjamin (Sr.)	1984-85
681	Bob Portman (Sr.)	1968-69
671	Vernon Moore (Sr.)	1984-85
654	Marcus Foster (Sr.)	2017-18
651	Rod Mason (Sr.)	1987-88
638	Marcus Foster (Sr.)	2016-17
620	Chad Gallagher (Sr.)	1990-91
616	Ray Yost (Sr.)	1953-54
608	Eddie Cole (Sr.)	1953-54
604	Kyle Korver (Sr.)	2002-03
589	Rodney Buford (So.)	1996-97
586	Nate Funk (Sr.)	2004-05
585	Nate Funk (Sr.)	2006-07
584	Chad Gallagher (Sr.)	1989-90
581	Doug McDermott (Fr.)	2010-11
576	Rodney Buford (Sr.)	1998-99
573	Elton Tuttle (Sr.)	1953-54
573	Paul Silas (Sr.)	1962-63
570	Bob Harstad (Sr.)	1990-91
559	Tim Powers (Sr.)	1965-66
558	Wally Anderzunas (Sr.)	1968-69
555	Rick Apke (Sr.)	1976-77
551	Paul Silas (So.)	1961-62
545	Gene Harmon (Sr.)	1973-74
538	Duan Cole (Sr.)	1991-92
537	Paul Silas (Sr.)	1963-64
536	Booker Woodfox (Sr.)	2008-09
534	Ty-Shon Alexander (Sr.)	2018-19
530	Rodney Buford (Sr.)	1997-98
524	Ty-Shon Alexander (Sr.)	2019-20
517	Bob Harstad (So.)	1988-89
513	Rick Apke (Sr.)	1977-78
511	Antoine Young (Sr.)	2010-11
506	Bob Gibson (Sr.)	1955-56
502	Ryan Kalkbrenner (Sr.)	2022-23
500	Marcus Zegarowski (So.)	2019-20

Scoring Average

Avg.	Name (Class, Year)	Pts.	GP
29.52	Bob Portman (Sr., 1967-68)	738	25
26.69	Doug McDermott (Sr., 2013-14)	934	35
26.19	Bob Portman (Sr., 1968-69)	681	26
23.58	Eddie Cole (Sr., 1954-55)	448	19
23.17	Doug McDermott (Sr., 2012-13)	834	36
22.89	Doug McDermott (So., 2011-12)	801	35
22.24	Bob Harstad (Sr., 1989-90)	734	33
22.04	Paul Silas (So., 1961-62)	551	25
22.00	Bob Gibson (Sr., 1955-56)	506	23
21.50	Tim Powers (Sr., 1965-66)	559	26
21.50	Benoit Benjamin (Sr., 1984-85)	688	32

Field Goals Made

FG	Name (Class)	Year
330	Doug McDermott (Sr.)	2013-14
307	Doug McDermott (So.)	2011-12
303	Bob Portman (Sr.)	1967-68
284	Doug McDermott (Sr.)	2012-13
265	Vernon Moore (Sr.)	1984-85
259	Eddie Cole (Sr.)	1953-54
258	Benoit Benjamin (Sr.)	1984-85
258	Bob Harstad (Sr.)	1989-90
256	Bob Portman (Sr.)	1968-69
249	Wally Anderzunas (Sr.)	1968-69

Field Goal Attempts

FGA	Name (Class)	Year
699	Bob Portman (Sr.)	1967-68
627	Doug McDermott (Sr.)	2013-14
584	Wally Anderzunas (Sr.)	1968-69
583	Bob Portman (Sr.)	1968-69
532	Marcus Foster (Sr.)	2016-17
531	Paul Silas (Sr.)	1962-63
529	Paul Silas (Sr.)	1963-64
524	Paul Silas (So.)	1961-62
518	Doug McDermott (Sr.)	2012-13
512	Rodney Buford (So.)	1996-97

Field Goal Percentage

(Minimum 200 Attempts)

Pct.	Name (Class, Year)	FGM-FGA
.706	Ryan Kalkbrenner (Sr., 2022-23)	202-286
.702	Geoffrey Groselle (Sr., 2015-16)	146-208
.681	Christian Bishop (Sr., 2020-21)	141-207
.676	Justin Patton (Fr., 2016-17)	200-296
.674	Vernon Moore (Sr., 1984-85)	265-393
.657	Gregory Echenique (Sr., 2012-13)	138-210
.646	Ryan Kalkbrenner (So., 2021-22)	173-268
.607	Gregory Echenique (Sr., 2011-12)	130-214
.601	Doug McDermott (So., 2011-12)	307-511
.595	Vernon Moore (Sr., 1983-84)	188-316

3-pt Field Goals

3FG	Name (Class)	Year
129	Kyle Korver (Sr.)	2002-03
110	Ethan Wragge (Sr.)	2013-14
100	Kyle Korver (So.)	2000-01
97	Ty-Shon Alexander (So.)	2018-19
96	Doug McDermott (Sr.)	2013-14
95	Marcus Foster (Sr.)	2017-18
95	Mitch Ballock (So.)	2018-19
93	Mitch Ballock (Sr.)	2019-20
91	Booker Woodfox (Sr.)	2008-09
82	Tad Ackerman (Sr.)	1994-95

3-pt FG Percentage

(Minimum 50 Attempts)

Pct.	Name (Class, Year)	FGM-FGA
.490	Doug McDermott (Sr., 2012-13)	77-157
.486	Jimmy Motz (Sr., 2004-05)	54-111
.486	Doug McDermott (So., 2011-12)	54-111
.480	Kyle Korver (Sr., 2002-03)	129-269
.476	Booker Woodfox (Sr., 2008-09)	91-191
.47015	Duan Cole (Sr., 1990-91)	63-134
.47009	Ethan Wragge (Sr., 2013-14)	110-234
.4685	Nate Funk (Sr., 2004-05)	67-143
.4683	Jahenns Manigat (So., 2011-12)	59-126
.4675	Ben Walker (Sr., 1999-00)	36-77

Consecutive Games With a 3FG

Streak Name	Dates of Streak
35	Baylor Scheierman Nov. 7, 2022 - Present
33	Ty-Shon Alexander Feb. 27, 2018-March 6, 2019
31	Booker Woodfox Nov. 25, 2008-March 23, 2009
28	Kyle Korver Feb. 4, 2001-Feb. 6, 2002
27	Kyle Korver Feb. 13, 2002-Jan. 20, 2003
25	Rodney Buford Jan. 25, 1997-Jan. 10, 1998
23	Ethan Wragge Nov. 8, 2013-Feb. 9, 2014
23	Mitch Ballock Nov. 12, 2019-Feb. 8, 2020
23	Marcus Zegarowski Dec. 17, 2020 - March 28, 2021
22	Khyri Thomas Jan. 28-Dec. 5, 2017
21	Ethan Wragge Jan. 3-March 24, 2010

Rebounds

Reb.	Name (Class)	Year
631	Paul Silas (Sr.)	1963-64
563	Paul Silas (So.)	1961-62
557	Paul Silas (Sr.)	1962-63
451	Benoit Benjamin (Sr.)	1984-85
385	Bob Portman (Sr.)	1967-68
362	Dick Hartman (Sr.)	1959-60
332	Gregory Brandon (Sr.)	1983-84
330	George Morrow (Sr.)	1980-81
317	Elton McGriff (Sr.)	1964-65
308	Bob Portman (Sr.)	1968-69

Free Throws Made

FT	Name (Class)	Year
218	Bob Harstad (Sr.)	1989-90
215	Elton Tuttle (Sr.)	1953-54
189	Doug McDermott (Sr.)	2012-13
187	Elton Tuttle (Sr.)	1952-53
178	Ray Yost (Sr.)	1953-54
178	Doug McDermott (Sr.)	2013-14
172	Benoit Benjamin (Sr.)	1984-85
169	Bob Portman (Sr.)	1968-69
162	Bob Gibson (Sr.)	1955-56
153	Dick Harvey (Sr.)	1959-60

Free Throw Attempts

FTA	Name (Class)	Year
313	Elton Tuttle (Sr.)	1953-54
273	Bob Harstad (Sr.)	1989-90
243	Ray Yost (Sr.)	1953-54
233	Benoit Benjamin (Sr.)	1984-85
228	Paul Silas (Sr.)	1962-63
225	Bob Harstad (So.)	1988-89
219	Bob Gibson (Sr.)	1955-56
216	Doug McDermott (Sr.)	2012-13
215	Paul Silas (So.)	1961-62
210	Bob Portman (Sr.)	1968-69

Free Throw Percentage

(Minimum 70 Attempts)

Pct.	Name (Class, Year)	FTM-FTA
.908	Kyle Korver (Sr., 2002-03)	109-120
.890	Kyle Korver (Sr., 2001-02)	97-109
.882	Doug Brookins (Sr., 1974-75)	98-111
.880	Mike Caruso (Sr., 1970-71)	95-108
.878	Ryan Nembhard (So., 2022-23)	72-82
.875	Doug McDermott (Sr., 2012-13)	189-216
.868	Booker Woodfox (Sr., 2008-09)	99-114
.867	Kyle Korver (So., 2000-01)	72-83
.864	Doug McDermott (Sr., 2013-14)	178-206
.863	Nate Funk (Sr., 2006-07)	126-146
.860	Ty-Shon Alexander (Sr., 2019-20)	117-136
.855	Ryan Sears (So., 1998-99)	71-83



The top three rebound totals in Creighton single-season history belong to Paul Silas.

Steals

Stl.	Name (Class)	Year
80	Ryan Sears (Sr.)	1999-00
73	Ryan Sears (Sr.)	2000-01
72	Latrell Wrightsell (Sr.)	1991-92
70	Duan Cole (Sr.)	1991-92
70	Josh Dotzler (Sr.)	2008-09
68	Ryan Sears (So.)	1998-99
63	James Farr (Sr.)	1987-88
62	Ryan Sears (Fr.)	1997-98
59	Rodney Buford (Sr.)	1998-99
59	Johnny Mathies (Sr.)	2004-05

Assists

Ast.	Name (Class)	Year
252	Ralph Bobik (Sr.)	1973-74
229	Maurice Watson Jr. (Sr.)	2015-16
210	Grant Gibbs (Sr.)	2012-13
205	Randy Eckker (Sr.)	1976-77
195	Antoine Young (Sr.)	2010-11
184	Tyler McKinney (Sr.)	2004-05
176	Grant Gibbs (So.)	2011-12
175	Ryan Sears (Sr.)	1999-00
167	Ryan Nembhard (So.)	2022-23
162	Ralph Bobik (Sr.)	1972-73
162	Maurice Watson Jr. (Sr.)	2016-17

Blocked Shots


Blk.	Name (Class)	Year
162	Benoit Benjamin (Sr.)	1984-85
157	Benoit Benjamin (So.)	1983-84
92	Benoit Benjamin (Fr.)	1982-83
89	Ryan Kalkbrenner (So.)	2021-22
70	Chad Gallagher (Sr.)	1990-91
69	Ryan Kalkbrenner (Sr.)	2022-23
62	Chad Gallagher (Sr.)	1989-90
62	Gregory Echenique (Sr.)	2012-13
57	Doug Swenson (Sr.)	1997-98
57	Anthony Tolliver (Sr.)	2006-07
57	Gregory Echenique (Sr.)	2011-12

Consecutive Free Throws

Since 1980

FT	Name	Dates of Streak
45	Doug McDermott	Dec. 1, 2013-Jan. 4, 2014
36	Booker Woodfox	Dec. 6, 2008-Jan. 6, 2009
35	Bob Portman	1967-68
32	Michael Lindeman	Jan. 23-Nov. 29, 2003
28	Kyle Korver	Jan. 27-March 15, 2001
28	Doug McDermott	March 10-Nov. 8, 2013
27	Matt West	Nov. 27, 1999-Jan. 15, 2000
27	Kyle Korver	Jan. 29-Nov. 20, 2000
27	Nate Funk	Dec. 30, 2006-Jan. 12, 2007
26	Isaiah Zierden	Jan. 4-March 9, 2017

Bold italics indicates player active in 2022-23



Baylor Scheierman set a Creighton record last Friday with his 34th straight game with a made 3-pointer.

Career Records

Points Scored

Pts.	Name	Years
3,150	Doug McDermott	2010-14
2,116	Rodney Buford	1995-99
2,110	Bob Harstad	1987-91
1,983	Chad Gallagher	1987-91
1,876	Bob Portman	1966-69
1,801	Kyle Korver	1999-03
1,754	Nate Funk	2002-07
1,682	Rick Apke	1974-78
1,661	Paul Silas	1961-64
1,654	Vernon Moore	1981-85
1,575	Benoit Benjamin	1982-85
1,526	John C. Johnson	1975-79
1,500	Kevin McKenna	1977-81
1,437	Eddie Cole	1951-55
1,369	Gene Harmon	1971-74
1,361	Duan Cole	1987-92
1,342	Antoine Young	2008-12
1,313	Kenny Lawson Jr.	2006-11
1,309	Ryan Sears	1997-01
1,304	Mitch Ballock	2017-21
1,303	Elton Tuttle	1951-54
1,293	Marcus Zegarowski	2018-21
1,292	Marcus Foster	2016-18
1,272	Bob Gibson	1954-57
1,267	Wally Anderzunas	1965-67, 1968-69
1,254	Gary Swain	1983-87
1,241	Ty-Shon Alexander	2017-20
1,238	Ben Walker	1997-01
1,196	Ray Yost	1951-54
1,172	Dick Harvey	1956-59
1,155	Ethan Wragge	2009-14
1,152	Dane Watts	2004-08
1,140	Khyri Thomas	2015-18
1,128	Ryan Kalkbrenner	2020-Pres.
1,116	Kenny Evans	1982-87
1,115	Doug Brookins	1972-75
1,115	Daryl Stovall	1978-82
1,093	Tim Powers	1964-67
1,050	Reggie Morris	1982-86
1,031	Johnny Mathies	2003-06
1,024	P'Allen Stinnett	2007-10
1,023	Rod Mason	1986-88
1,013	Austin Chatman	2011-15
1,006	Gregory Echenique	2010-13
1,004	Anthony Tolliver	2003-07

Scoring Average

Avg.	Name, Years	Pts.	GP
24.68	Bob Portman, 1966-69	1,876	76
21.72	Doug McDermott, 2010-14	3,150	145
20.51	Paul Silas, 1961-64	1,661	81
20.19	Bob Gibson, 1954-57	1,272	63
19.00	Marcus Foster, 2016-18	1,292	68
18.10	Benoit Benjamin, 1982-85	1,575	87
17.93	Rodney Buford, 1995-99	2,116	118
17.36	Wally Anderzunas, 1965-69	1,267	73
17.35	Tim Powers, 1964-67	1,093	63
17.05	Rod Mason, 1986-88	1,023	60



Doug McDermott is one of 11 men in NCAA history to score 3,000 career points.

Field Goals Made

FG	Name	Years
1,141	Doug McDermott	2010-14
811	Chad Gallagher	1987-91
778	Rodney Buford	1995-99
759	Bob Harstad	1987-91
747	Bob Portman	1966-69
673	Rick Apke	1975-78
649	Vernon Moore	1981-85
643	Paul Silas	1961-64
621	Nate Funk	2002-07
619	John C. Johnson	1975-79

Field Goal Attempts

FGA	Name	Years
2,075	Doug McDermott	2010-14
1,739	Rodney Buford	1995-99
1,705	Bob Portman	1966-69
1,584	Paul Silas	1961-64
1,558	Bob Harstad	1987-91
1,472	Chad Gallagher	1987-91
1,345	Wally Anderzunas	1965-69
1,307	Nate Funk	2002-07
1,258	Rick Apke	1974-78
1,255	Kevin McKenna	1977-81

Field Goal Percentage

(Minimum 300 Attempts)

Pct.	Name, Years	FGM-FGA
.684	Geoffrey Groselle, 2012-16	232-339
.671	Ryan Kalkbrenner, 2020-Pres.	455-678
.645	Christian Bishop, 2018-21	296-459
.628	Zach Hanson, 2013-17	218-347
.625	Gregory Echenique, 2010-13	374-598
.615	Will Artino, 2011-15	256-416
.611	Mike Grimes, 2000-04	292-478
.602	Martin Krampelj, 2015-19	311-517
.585	Vernon Moore, 1981-85	649-1,109
.562	Benoit Benjamin, 1982-85	610-1,085

3-pt Field Goals

3FG	Name	Years
371	Kyle Korver	1999-03
334	Ethan Wragge	2009-14
308	Mitch Ballock	2017-21
274	Doug McDermott	2010-14
245	Ryan Sears	1997-01
215	Marcus Zegarowski	2018-21
212	Rodney Buford	1995-99
210	Ty-Shon Alexander	2017-20
206	Jahenns Manigat	2010-14
200	Nate Funk	2002-07

3-pt FG Attempts

FGA	Name	Years
819	Kyle Korver	1999-03
773	Mitch Ballock	2017-21
761	Ethan Wragge	2009-14
689	Ryan Sears	1997-01
598	Doug McDermott	2010-14
565	Ty-Shon Alexander	2017-20
558	Rodney Buford	1995-99
508	Jahenns Manigat	2010-14
508	Marcus Zegarowski	2018-21
492	Nate Funk	2002-07
481	Matt Roggenburk	1986-90

3-pt FG Percentage

(Minimum 100 Attempts)

Pct.	Name, Years	3FG-FGA
.458	Doug McDermott, 2010-14	274-598
.455	Booker Woodfox, 2007-09	147-323
.453	Kyle Korver, 1999-03	371-819
.441	Rod Mason, 1986-88	132-299
.440	Nerijus Karlikanovas, 1998-00	48-109
.439	Ethan Wragge, 2009-14	334-761
.431	Michael Lindeman, 2000-04	62-144
.429	Duan Cole, 1987-92	176-410
.423	Marcus Zegarowski, 2018-21	215-508
.407	Cole Huff, 2015-17	124-305

Free Throws Made

FT	Name	Years
594	Doug McDermott	2010-14
588	Bob Harstad	1987-91
525	Elton Tuttle	1951-54
418	Bob Gibson	1954-57
382	Bob Portman	1966-69
375	Paul Silas	1961-64
362	Antoine Young	2008-12
356	Vernon Moore	1981-85
355	Benoit Benjamin	1982-85
350	Dick Harvey	1956-60

Free Throw Attempts

FTA	Name	Years
800	Bob Harstad	1987-91
759	Elton Tuttle	1951-54
715	Doug McDermott	2010-14
637	Paul Silas	1961-64
575	Bob Gibson	1954-57
509	Antoine Young	2008-12
505	Dick Harvey	1956-60
503	Vernon Moore	1981-85
493	Benoit Benjamin	1982-85
487	Bob Portman	1966-69

Free Throw Percentage

(Minimum 200 Attempts)

Pct.	Name, Years	FTM-FTA
.891	Kyle Korver, 1999-03	312-350
.844	Mike Caruso, 1968-71	276-327
.831	Doug McDermott, 2010-14	594-715
.826	Cavel Witter, 2007-10	246-298
.817	Nate Funk, 2002-07	312-382
.813	Ty-Shon Alexander, 2017-20	231-284
.807	Ryan Sears, 1997-01	330-409
.800	Rick Apke, 1975-78	336-420
.796	James Farr, 1987-89	212-266
.786	Austin Chatman, 2011-15	246-313

Rebounds

Reb.	Name	Years
1,751	Paul Silas	1961-64
1,126	Bob Harstad	1987-91
1,088	Doug McDermott	2010-14
1,005	Benoit Benjamin	1982-85
979	Bob Portman	1966-69
891	Chad Gallagher	1987-91
762	Kenny Lawson Jr.	2006-11
716	Rodney Buford	1995-99
709	Rick Apke	1974-78
696	Wally Anderzunas	1965-67, 1968-69

Bold italics indicates player active in 2022-23

Blocked Shots


Since 1979-80

Blk.	Name	Years
411	Benoit Benjamin	1982-85
196	Ryan Kalkbrenner	2020-Pres.
183	Chad Gallagher	1987-91
174	Gregory Echenique	2010-13
153	Kenny Lawson Jr.	2006-11
138	Brody Deren	2001-04
136	Anthony Tolliver	2003-07
109	Doug Swenson	1997-99
104	Joe Dabbert	2000-04
82	Christian Bishop	2018-21

Assists

Since 1970-71

Ast.	Name	Years
570	Ryan Sears	1997-01
549	Ralph Bobik	1971-74
505	Antoine Young	2008-12
498	Grant Gibbs	2011-14
493	Austin Chatman	2011-15
458	Randy Eckler	1974-78
430	Tyler McKinney	2001-05
418	Vernon Moore	1981-85
391	Maurice Watson Jr.	2015-17
389	Marcus Zegarowski	2018-21



Ryan Sears remains Creighton's all-time leader in both career assists (570) and career steals (283).

Steals

Since 1979-80

Stl.	Name	Years
283	Ryan Sears	1997-01
196	Josh Dotzler	2005-09
195	Rodney Buford	1995-99
186	Duan Cole	1987-92
172	Kyle Korver	1999-03
157	Johnny Mathies	2003-06
154	Latrell Wrightsell	1988-92
150	Vernon Moore	1981-85
148	Ben Walker	1997-01
141	Khyri Thomas	2015-18

NCAA Tournament History

NCAA Tournament History (17-24)

1941 (8 teams)
Western Regional
Municipal Auditorium • Kansas City, Mo.
 Washington State 48, Creighton 39 (3/21/41)
 Creighton 45, Wyoming 44 (3/22/41)

1962 (25 teams)
Midwest Regional
Moody Coliseum • Dallas, Texas
 Creighton 87, Memphis 83 (3/12/62)
Ahearn Field House • Manhattan, Kan.
 Cincinnati 66, Creighton 46 (3/16/62)
 Creighton 63, Texas Tech 61 (3/17/62)

1964 (25 teams)
Midwest Regional
Moody Coliseum • Dallas, Texas
 Creighton 89, Oklahoma City 78 (3/9/64)
Levitt Arena • Wichita, Kan.
 Wichita State 84, Creighton 68 (3/13/64)
 Texas-El Paso 63, Creighton 52 (3/14/64)

1974 (25 teams)
Midwest Regional
North Texas Coliseum • Denton, Texas
 Creighton 77, Texas 61 (3/9/74)
Mabee Center • Tulsa, Okla.
 Kansas 55, Creighton 54 (3/14/74)
 Creighton 80, Louisville 71 (3/16/74)

1975 (32 teams)
Midwest Regional
Memorial Coliseum • Lubbock, Texas
 Maryland 83, Creighton 79 (3/15/75)

1978 (32 teams)
Midwest Regional
Levitt Arena • Wichita, Kan.
 DePaul 80, Creighton 78 (3/12/78)

1981 (48 teams)
Mideast Regional
University of Dayton Arena • Dayton, Ohio
 #9 St. Joseph's (Pa.) 59, #8 Creighton 57 (3/12/81)

1989 (64 teams)
Midwest Regional
Reunion Arena • Dallas, Texas
 #3 Missouri 85, #14 Creighton 69 (3/17/89)

1991 (64 teams)
West Regional
Huntsman Center • Salt Lake City, Utah
 #11 Creighton 64, #6 New Mexico St. 56 (3/14/91)
 #3 Seton Hall 81, #11 Creighton 69 (3/16/91)

1999 (64 teams)
South Regional
Orlando Arena • Orlando, Fla.
 #10 Creighton 62, #7 Louisville 58 (3/11/99)
 #2 Maryland 75, #10 Creighton 63 (3/13/99)

2000 (64 teams)
Midwest Regional
H.H.H. Metrodome • Minneapolis, Minn.
 #7 Auburn 72, #10 Creighton 69 (3/16/00)

2001 (65 teams)
East Regional
Nassau Coliseum • Uniondale, N.Y.
 #7 Iowa 69, #10 Creighton 56 (3/15/01)

2002 (65 teams)
Midwest Regional
United Center • Chicago, Ill.
 #12 Creighton 83, #5 Florida 82 (2OT) (3/15/02)
 #4 Illinois 72, #12 Creighton 60 (3/17/02)

2003 (65 teams)
West Regional
Huntsman Center • Salt Lake City, Utah
 #11 Central Michigan 79, #6 Creighton 73 (3/20/03)

2005 (65 teams)
Albuquerque Regional
Wolstein Center • Cleveland, Ohio
 #7 West Virginia 63, #10 Creighton 61 (3/17/05)

2007 (65 teams)
South Regional
New Orleans Arena • New Orleans, La.
 #7 Nevada 77, #10 Creighton 71 (OT) (3/16/07)

2012 (68 teams)
Midwest Regional
Greensboro Coliseum • Greensboro, N.C.
 #8 Creighton 58, #9 Alabama 57 (3/16/12)
 #1 North Carolina 87, #8 Creighton 73 (3/18/12)

2013 (68 teams)
Midwest Regional
Wells Fargo Center • Philadelphia, Pa.
 #7 Creighton 67, #10 Cincinnati 63 (3/22/13)
 #2 Duke 66, #7 Creighton 50 (3/24/13)

2014 (68 teams)
West Regional
AT&T Center • San Antonio, Texas
 #3 Creighton 76, #14 Louisiana 66 (3/21/14)
 #6 Baylor 85, #3 Creighton 55 (3/23/14)

2017 (68 teams)
Midwest Regional
Golden 1 Center • Sacramento, Calif.
 #11 Rhode Island 84, #6 Creighton 72 (3/17/17)

2018 (68 teams)
South Regional
Spectrum Center • Charlotte, N.C.
 #9 Kansas State 69, #8 Creighton 59 (3/16/18)

2021 (68 teams)
West Regional
Lucas Oil Stadium • Indianapolis, Ind.
 #5 Creighton 63, #12 UC Santa Barbara 62 (3/20/21)
Hinkle Fieldhouse • Indianapolis, Ind.
 #5 Creighton 72, #13 Ohio 58 (3/22/21)
 #1 Gonzaga 83, #5 Creighton 65 (3/28/21)

2022 (68 teams)
Midwest Regional
Dickies Arena • Fort Worth, Texas
 #9 Creighton 72, #8 San Diego State 69 (OT) (3/17/22)
 #1 Kansas 79, #9 Creighton 72 (3/19/22)

2023 (68 teams)
South Regional
Ball Arena • Denver, Colo.
 #6 Creighton 72, #11 NC State 63 (3/17/23)
 #6 Creighton 85, #3 Baylor 76 (3/19/23)



Greg McDermott is the only Creighton Basketball coach to win NCAA Tournament games in consecutive seasons, leading CU to wins from 2012-14 and again from 2021-23.

NCAA Records By Coach

Name (NCAA Years)	W-L
E.S. "Eddie" Hickey (1941)	1-1
John "Red" McManus (1962, '64)	3-3
Eddie Sutton (1974)	2-1
Tom Apke (1975, '78, '81)	0-3
Tony Barone (1989, '91)	1-2
Dana Altman (1999, '00, '01, '02, '03, '05, '07)	2-7
Greg McDermott (2012, '13, '14, '17, '18, '21, '22, '23)	8-7

Creighton's NCAA History

NCAA Tournament Breakdown	
Appearances	24 (includes 2023)
Best Finish	5th, Western Regional, 1941
Overall Record	17-24 (.415)
Albuquerque Region	0-1 (.000)
East Region	0-1 (.000)
Mideast Region	0-1 (.000)
Midwest Region	9-13 (.409)
South Region	3-3 (.500)
Southeast Region	0-0 (.000)
West Region	5-5 (.500)

NCAA Tournament Statistics

Creighton's All-Time NCAA Statistics (sorted by points scored)

Name	Years	GP-GS	Min	FGM-A	Pct.	3FGM-A	Pct.	FTM-A	Pct.	Reb.	RPG	PF-D	Ast	TO	Blk	Stl	Pts.	Avg.
Doug McDermott	2012, 13, 14	6-6	215	45-99	.455	7-21	.333	32-35	.914	53	8.8	16-1	5	14	2	1	129	21.5
Paul Silas	1962, 64	6-6	-	35-103	.340	-	-	35-54	.648	101	16.8	22-1	-	-	-	-	105	17.5
Kyle Korver	2000, 01, 02, 03	5-4	171	21-58	.362	16-46	.348	13-14	.929	27	5.4	17-1	2	2	-	5	71	14.2
Doug Brookins	1974, 75	4-4	66*	30-60	.500	-	-	10-11	.909	36	9.0	7-0	17	15*	0*	2*	70	17.5
Gene Harmon	1974	3-3	35*	25-49	.510	-	-	10-10	1.000	20	6.7	6-0	11	2	1*	5*	60	20.0
Ryan Kalkbrenner	2021, 22, 23	6-3	143	21-38	.553	1-1	1.000	16-19	.842	28	4.7	12-0	5	2	5	3	59	9.8
Trey Alexander	2022, 23	4-4	143	19-51	.373	3-13	.231	17-19	.895	17	4.3	8-0	21	12	1	6	58	14.5
Chad Gallagher	1989, 91	3-3	114	28-49	.571	1-2	.500	0-0	-	34	11.3	5-0	4	4	4	2	57	19.0
Arthur Kaluma	2022, 23	4-4	143	17-40	.425	6-21	.286	17-20	.850	34	8.5	12-0	10	12	3	2	57	14.3
Terrell Taylor	2000, 01, 02	4-1	109	21-48	.438	14-34	.412	0-0	-	12	3.0	8-0	9	9	2	0	56	14.0
Marcus Zegarowski	2021	3-3	110	21-43	.488	10-20	.500	4-4	1.000	8	2.7	4-0	12	9	1	0	56	18.7
Ben Walker	1999, 2000, 01	4-4	114	22-45	.489	5-11	.455	6-6	1.000	23	5.8	14-1	3	10	0	2	55	13.8
Ethan Wragge	2012, 13, 14	6-2	119	17-35	.486	16-33	.485	2-3	.667	11	1.8	11-0	1	4	1	2	52	8.7
Chuck Officer	1962, 64	6-5	-	22-67	.328	-	-	5-8	.625	24*	-	15-1	-	-	-	-	49	8.2
Nate Funk	2003, 05, 07	3-2	95	19-40	.475	5-15	.333	5-6	.833	10	3.3	4-0	5	10	1	2	48	16.0
Austin Chatman	2012, 13, 14	6-4	169	14-36	.389	5-17	.294	11-15	.733	13	2.2	9-0	13	7	0	1	44	7.3
Elton McGriff	1964	3-3	-	16-33	.485	-	-	11-24	.458	24*	-	15-3	-	-	-	-	43	14.3
Gregory Echenique	2012, 13	4-4	109	18-31	.581	0-0	-	4-10	.400	24	6.0	10-0	0	3	0	3	40	10.0
Ryan Nembhard	2023	2-2	76	12-22	.545	4-9	.444	12-12	1.000	5	2.5	5-0	0	1	0	2	40	20.0
Pete McManamon	1962	3-3	-	15-36	.417	-	-	9-16	.563	10*	-	8-1	-	-	-	-	39	13.0
Grant Gibbs	2012, 13, 14	6-6	187	14-32	.438	1-7	.143	10-16	.625	32	5.3	20-2	25	13	2	5	39	6.5
Mitch Ballock	2018, 21	4-4	138	13-38	.342	8-28	.286	5-6	.833	21	5.3	8-0	12	3	1	4	39	9.8
Christian Bishop	2021	3-3	85	18-24	.750	0-0	-	3-7	.429	31	10.3	9-0	3	6	2	3	39	13.0
Fritz Pointer	1964	3-3	-	17-40	.425	-	-	4-5	.800	16	5.3	11-1	-	-	-	-	38	12.7
Charles Butler	1974, 75	4-4	74*	16-34	.471	-	-	6-6	1.000	14	3.5	7-0	5	6*	0*	1*	38	9.5
James Bakos	1962	3-3	-	14-40	.350	-	-	9-14	.643	23*	-	15-3	-	-	-	-	37	12.3
Denzel Mahoney	2021	3-3	94	15-39	.385	5-19	.263	2-4	.500	11	3.7	5-0	5	1	0	0	37	12.3
Kevin McKenna	1978, 81	2-2	38*	15-22	.682	-	-	6-6	1.000	5	2.5	7-0	8	0	0	2	36	18.0
Ryan Sears	1999, 2000, 01	4-4	154	11-35	.314	7-27	.259	6-9	.667	9	2.3	8-0	26	9	0	12	35	8.8
Mike Grimes	2001, 02, 03	4-0	64	15-27	.556	0-0	-	4-8	.500	19	4.8	8-0	2	6	1	0	34	8.5
Bob Harstad	1989, 91	3-3	94	14-38	.368	0-0	-	5-11	.455	29	9.7	9-0	6	6	0	3	33	11.0
Alex O'Connell	2021, 22	5-2	90	10-23	.435	4-14	.286	9-10	.900	13	2.6	6-1	5	6	1	3	33	6.6
Ted Wuebben	1974	3-1	24*	13-23	.565	-	-	5-9	.556	8	2.7	8-1	5	3	0*	2*	31	10.3
Damien Jefferson	2021	3-3	103	13-34	.382	1-9	.111	2-2	1.000	13	4.3	8-0	8	7	0	4	29	9.7
Jahenns Manigat	2012, 13, 14	6-6	175	9-32	.281	6-26	.231	3-3	1.000	12	2.0	13-0	16	5	0	2	27	4.5
Rodney Buford	1999	2-2	70	11-38	.289	2-12	.167	2-2	1.000	14	7.0	6-0	3	3	1	6	26	13.0
Michael Lindeman	2001, 02, 03	4-3	86	10-19	.526	2-4	.500	4-4	1.000	14	3.5	8-0	7	3	0	0	26	6.5
Duan Cole	1991	2-2	64	8-15	.533	4-6	.667	4-4	1.000	1	0.5	3-0	4	6	0	2	24	12.0
Ed Beisser	1941	2-2	-	11-11*	-	-	-	2-2	1.000	-	-	6-0	-	-	-	-	24	12.0
Don Fleming	1941	2-2	-	11-11*	-	-	-	2-3	.667	-	-	2-0	-	-	-	-	24	12.0
Ryan Hawkins	2022	2-2	85	9-24	.375	3-9	.333	3-4	.750	14	7.0	6-0	3	7	1	3	24	12.0
J.L. Wagner	1962	3-1	-	8-34	.235	-	-	7-10	.700	8*	-	12-1	-	-	-	-	23	7.7
Tom Anderson	1974, 75	4-1	48*	10-14	.714	-	-	3-7	.429	5	1.3	5-0	8	6*	0*	0*	23	5.8
Donnie Johnson	1999, 00	3-3	56	9-15	.600	0-0	-	5-10	.500	9	3.0	11-1	2	4	1	2	23	7.7
Todd Eisner	1989, 91	3-1	72	7-19	.368	6-17	.353	2-2	1.000	4	1.3	11-1	13	11	0	3	22	7.3
Herb Millard	1962	3-3	-	7-30	.233	-	-	7-10	.700	6*	-	13-1	-	-	-	-	21	7.0
Marcus Foster	2017, 18	2-2	71	8-30	.267	2-14	.143	2-4	.500	9	4.5	4-0	3	6	0	1	20	10.0
Toby Hegner	2017, 18	2-1	39	7-17	.412	2-10	.200	3-3	1.000	9	4.5	4-0	1	1	1	0	19	9.5
Khyri Thomas	2017, 18	2-2	71	8-17	.471	2-5	.400	1-2	.500	14	7.0	6-0	6	1	3	1	19	9.5
Ralph Bobik	1974	3-3	38*	7-17	.412	-	-	5-8	.625	10	3.3	7-0	30	11*	0*	1*	19	6.3
Harry Forehand	1962, 64	4-0	-	6-16	.375	-	-	7-9	.778	11	2.8	4-0	-	-	-	-	19	4.8
Mike Heck	1974	3-2	16*	8-15	.533	-	-	2-2	1.000	11	3.7	6-0	1	0*	0*	0*	18	6.0
Rick Apke	1975, 78	2-1	16*	8-20	.400	-	-	2-2	1.000	6	3.0	4-0	5	4	0	0	18	9.0
Latrell Wrightsell	1989, 91	3-0	62	4-11	.364	1-2	.500	9-12	.750	7	2.3	4-0	8	5	0	0	18	6.0
Baylor Scheierman	2023	2-2	64	6-20	.300	4-15	.267	2-2	1.000	12	6.0	4-0	6	6	1	0	18	9.0
Joe Dabbert	2001, 02, 03	4-0	37	6-12	.500	1-1	1.000	4-6	.667	4	1.0	9-0	1	1	0	0	17	4.3
George Morrow	1981	1-1	39	4-12	.333	-	-	9-10	.900	14	14.0	5-1	2	5	1	0	17	17.0
Dick Nolan	1941	2-1	-	6-6*	-	-	-	5-6	.833	-	-	3-0	-	-	-	-	17	8.5
Anthony Tolliver	2005, 07	2-2	58	8-20	.400	0-1	.000	1-2	.500	10	5.0	7-0	2	3	1	2	17	8.5
Josh Jones	2012	2-0	39	6-13	.462	4-7	.571	1-4	.250	3	1.5	3-0	2	0	0	2	17	8.5
Ronnie Harrell Jr.	2017, 18	2-0	39	5-10	.500	0-2	.000	7-10	.700	7	3.5	2-0	4	5	2	1	17	8.5
Johnny Mathies	2005	1-1	30	5-7	.714	1-2	.500	5-6	.833	1	1.0	5-1	2	4	0	2	16	16.0
Doug Swenson	1999	2-2	48	6-10	.600	0-1	.000	4-5	.800	7	3.5	7-1	1	7	3	0	16	8.0
Brody Deren	2002, 03	3-3	51	7-17	.412	0-0	-	2-5	.400	7	2.3	7-1	0	3	4	2	16	5.3
Larry House	2002, 03	3-3	50	7-22	.318	1-2	.500	0-0	-	11	3.7	7-1	0	5	0	4	15	5.0
Nick Porter	2007	1-1	40	6-13	.462	0-0	-	3-3	1.000	8	8.0	4-0	4	0	0	3	15	15.0
Livan Pyfrom	2000, 01	2-0	30	5-10	.500	0-0	-	4-6	.667	8	4.0	2-0	1	3	1	0	14	7.0
Daryle Heeke	1975	1-1	32	6-11	.545	-	-	2-3	.667	2	2.0	5-1	1	2	1	0	14	14.0
David Wesley	1978	1-1	-	7-10	.700	-	-	0-0	-	8	8.0	3-0	4	4	0	2	14	14.0
Nerijus Karlikanovas	1999	2-0	59	6-14	.429	2-9	.222	0-0	-	8	4.0	0-0	0	5	0	0	14	7.0
Randy Eccker	1978	1-1	-	5-8	.625	3-6	.500	2-2	1.000	2	2.0	3-0	9	1	0	2	13	13.0
James Farr	1989	1-1	40	5-11	.455	2-5	.400	0-0	-	5	5.0	2-0	5	2	0	0	12	12.0
Charlie Brown	1964	3-3	-	5-22	.227	2-3	.667	3	1.0	5	1.0	5-0	-	-	-	-	12	4.0
Matt Petty	1991	2-2	33	4-11	.364	4-9	.444	0-0	-	4	2.0	4-0	4	4	0	0	12	6.0
Antoine Young	2012	2-2	62	5-17	.294	0-1	.000	2-3	.667	2	1.0	4-0	9	4	0	2	12	6.0
Davion Mintz	2017, 18	2-2	44	5-13	.385	2-3	.667	0-0	-	6	3.0	3-0	4	1	0	0	12	6.0
Tyler McKinney	2002, 03, 05	4-4	119	3-13	.231	2-8	.250	3-4	.750	7	1.8	7-0	19	9	0	7	11	2.8
Bobby Miles	1964	3-0	-	4-9	.444	-	-	3-6	.500	6	2.0	3-0	-	-	-	-	11	3.7
Tony Pruitt	1981	1-1	34	4-9</														

NCAA Tournament Statistics

Creighton's All-Time NCAA Statistics (Continued)

Name	Years	GP-GS	Min	FGM-A	Pct.	3FGM-A	Pct.	FTM-A	Pct.	Reb.	RPG	PF-D	Ast	TO	Blk	Stl	Pts.	Avg.
Bimbo Pietro	1974	2-0	2*	2-2	1.000	-	-	0-0	-	0	0.0	1-0	0	0	0	0	4	2.0
Zach Hanson	2014, 17	2-0	25	2-5	.400	0-0	---	0-0	---	5	2.5	2-0	2	1	0	0	4	2.0
Matt West	2000	1-1	22	1-3	.333	1-2	.500	0-0	---	1	1.0	0-0	0	0	0	0	3	3.0
Jimmy Motz	2005	1-0	11	1-4	.250	1-3	.333	0-0	---	2	2.0	2-0	0	2	0	0	3	3.0
Cornell Smith	1975	1-1	37	1-5	.200	-	-	1-4	.250	10	10.0	5-1	2	4	0	0	3	3.0
Kobe Paras	2017	1-0	2	1-1	1.000	1-1	1.000	0-0	---	1	1.0	1-0	0	0	0	0	3	3.0
Ty-Shon Alexander	2018	1-0	11	1-5	.200	1-4	.250	0-0	---	4	4.0	3-0	0	2	0	0	3	3.0
Pierce Hilma	2005, 07	2-0	19	1-2	.500	1-2	.500	0-0	---	1	0.5	4-0	1	0	0	0	3	3.0
Geoffrey Groselle	2013, 14	2-0	4	1-1	1.000	0-0	---	1-1	1.000	0	0.0	0-0	0	0	0	0	1	1.5
Jordan Scurry	2017, 18	2-0	3	1-1	1.000	1-1	1.000	0-0	---	0	0.0	2-0	0	0	0	0	3	1.5
Will Artino	2012, 13, 14	5-0	20	0-2	.000	0-0	---	3-8	.375	5	1.0	4-0	0	1	1	0	0	0.6
Jeffrey Day	2005	1-0	16	1-3	.333	0-0	---	0-0	---	4	4.0	0-0	0	1	1	0	2	2.0
Alex Stivrins	1981	1-1	32	1-4	.250	-	-	0-0	---	2	2.0	2-0	2	2	0	0	2	2.0
Paul Trieschman	1981	1-0	8	0-0	-	-	-	2-2	1.000	0	0.0	1-0	0	0	0	0	2	2.0
Manny Gakou	2007	1-0	3	1-1	1.000	0-0	---	0-0	---	0	0.0	1-0	0	1	0	1	2	2.0
Martin Krampelj	2017	1-0	3	1-1	1.000	0-0	---	0-0	---	0	0.0	1-0	0	0	0	0	2	2.0
Devin Brooks	2014	2-0	22	1-9	.111	0-3	.000	0-0	---	5	2.5	2-0	5	2	0	1	2	1.0
Jacob Epperson	2018, 21	3-0	19	1-3	.333	0-0	---	0-0	---	1	0.3	3-0	0	3	1	1	2	0.7
Antwann Jones	2021	2-0	5	0-1	.000	0-0	---	2-2	1.000	1	0.5	0-0	0	1	0	0	2	1.0
Kevin Ross	1981	1-0	13	0-2	.000	-	-	1-2	.500	2	2.0	1-0	1	0	0	0	1	1.0
Ralph Langer	1941	2-2	-	0-0*	-	-	-	0-0	-	-	-	2-0	-	-	-	-	0	0.0
Jim Swassing	1962	2-0	-	0-1	.000	-	-	0-0	-	2*	-	2-0	-	-	-	-	0	0.0
Tom Dowling	1962	1-0	-	0-1	.000	-	-	0-0	-	0	0.0	0-0	-	-	-	-	0	0.0
Santos Jimenez	1962	1-0	-	0-3	.000	-	-	0-0	-	0	0.0	1-0	-	-	-	-	0	0.0
Tom Apke	1964	3-0	-	0-6	.000	-	-	0-1	.000	9	3.0	10-0	-	-	-	-	0	0.0
Loren James	1964	2-0	-	0-0*	-	-	-	0-2	.000	0	0.0	1-0	-	-	-	-	0	0.0
Jerry Massie	1974	2-0	1*	0-0	-	-	-	0-0	-	0	0.0	0-0	0	0*	0*	0*	0	0.0
Bob Scrutchens	1975	1-0	3	0-1	.000	-	-	0-0	-	0	0.0	1-0	0	0	0	0	0	0.0
Don Shearn	1941	1-0	-	0-0*	-	-	-	0-0	-	-	-	0-0	-	-	-	-	0	0.0
Robert Fitzgerald	1941	1-0	-	0-0*	-	-	-	0-0	-	-	-	1-0	-	-	-	-	0	0.0
Dave Mohr	1989	1-0	1	0-0	-	0-0	-	0-0	-	0	0.0	0-0	0	0	0	0	0	0.0
Tony Ball	1989	1-0	1	0-0	-	0-0	-	0-0	-	2	2.0	0-0	0	0	0	0	0	0.0
Ed Molitor	1989	1-0	1	0-0	-	0-0	-	0-0	-	0	0.0	0-0	0	0	0	0	0	0.0
Kevin Johnson	1989	1-0	1	0-1	.000	0-1	.000	0-0	-	0	0.0	0-0	0	0	0	0	0	0.0
Bill O'Dowd	1989, 91	2-0	3	0-1	.000	0-0	-	0-0	-	1	0.5	3-0	0	0	0	0	0	0.0
Chris Rodgers	1991	2-0	6	0-2	.000	0-0	-	0-0	-	2	1.0	1-0	0	0	0	0	0	0.0
Johnnie Williams	1991	1-0	2	0-0	-	0-0	-	0-0	-	0	0.0	0-0	0	0	0	0	0	0.0
Cliff Bates	1999	1-0	0+	0-0	-	0-0	-	0-0	-	0	0.0	0-0	0	0	0	0	0	0.0
Brett Angner	2000	1-0	1	0-1	.000	0-0	-	0-0	-	0	0.0	1-0	0	0	0	0	0	0.0
Dan Kolder	1999, 2000	2-0	1	0-0	-	0-0	-	0-0	-	0	0.0	0-0	0	0	0	0	0	0.0
John Klein	1999, 2001	2-0	7	0-0	-	0-0	-	0-0	-	0	0.0	2-0	0	0	0	0	0	0.0
Nick Bahe	2007	1-0	11	0-0	-	0-0	-	0-0	-	2	2.0	0-0	0	0	0	0	0	0.0
Josh Dotzler	2007	1-1	8	0-0	-	0-0	-	0-0	-	0	0.0	0-0	0	1	0	0	0	0.0
Ross Ferrarini	2012	1-0	1	0-0	---	0-0	---	0-0	---	0	0.0	0-0	0	0	0	0	0	0.0
Matthew Dorwart	2012	1-0	1	0-0	---	0-0	---	0-0	---	0	0.0	0-0	0	0	0	0	0	0.0
Taylor Stormberg	2012, 13	2-0	2	0-0	---	0-0	---	0-0	---	0	0.0	0-0	0	0	0	0	0	0.0
Andre Yates	2013	2-0	5	0-2	.000	0-1	.000	0-0	---	0	0.0	1-0	1	0	0	0	0	0.0
Nevin Johnson	2013	1-0	2	0-1	.000	0-1	.000	0-0	---	0	0.0	0-0	0	0	0	0	0	0.0
Alex Olsen	2013, 14	2-0	3	0-0	---	0-0	---	0-0	---	1	0.5	0-0	0	0	0	0	0	0.0
Tyler Clement	2017, 18	2-0	3	0-0	---	0-0	---	0-0	---	0	0.0	1-0	0	0	0	0	0	0.0
Isaiah Zierden	2017	1-0	9	0-1	.000	0-1	.000	0-0	---	2	2.0	1-0	0	2	0	1	0	0.0
Kaleb Joseph	2018	1-0	1	0-0	---	0-0	---	0-0	---	0	0.0	0-0	0	0	0	0	0	0.0
Manny Suarez	2018	1-0	1	0-0	---	0-0	---	0-0	---	1	1.0	0-0	0	0	0	0	0	0.0
Jett Canfield	2021	2-0	4	0-1	.000	0-0	---	0-0	---	0	0.0	1-0	0	0	0	0	0	0.0
Andrew Merfeld	2021	1-0	0+	0-0	---	0-0	---	0-0	---	0	0.0	0-0	0	0	0	0	0	0.0
Nic Zeil	2021	2-0	2	0-0	---	0-0	---	0-0	---	0	0.0	0-0	0	0	0	1	0	0.0
Samj Osmani	2021, 22	2-0	1	0-1	.000	0-1	.000	0-0	---	0	0.0	0-0	0	0	0	0	0	0.0
Devin Davis	2021, 22	3-0	1	0-0	---	0-0	---	0-0	---	0	0.0	0-0	0	0	0	0	0	0.0
Rati Andronikashvili	2022	2-0	43	0-3	.000	0-0	---	0-0	---	4	2.0	4-0	1	2	0	1	0	0.0
Modestas Kancleris	2022	1-0	0+	0-0	---	0-0	---	0-0	---	0	0.0	0-0	0	0	0	0	0	0.0
Mason Miller	2023	1-0	7	0-2	.000	0-1	.000	0-0	---	2	2.0	0-0	0	0	0	0	0	0.0
Fredrick King	2023	2-0	7	0-0	---	0-0	---	0-0	---	2	1.0	4-0	0	0	0	0	0	0.0

*stats incomplete for some games in that category

Creighton's NCAA Tournament Records

Category	Individual, Game	Individual, Tourney	Individual, Career	Team, Game	Team, Tourney
Points	31, Ryan Kalkbrenner, 3/17/23	60, Gene Harmon, 1974	129, Doug McDermott, 2012-14	89, Oklahoma City, 3/9/64	211, 1974
Pts. Per Game	-	24.0, Doug McDermott, 2013	21.5, Doug McDermott, 2012-14	-	78.5, 2023
Rebounds	27, Paul Silas, 3/9/64	57, Paul Silas, 1964	101, Paul Silas, 1962, 64	84, Memphis State, 3/12/62	160, 1964
Reb. Per Game	-	19.0, Paul Silas, 1964	16.8, Paul Silas, 1962, 64	-	53.3, 1964
FG Made	13, Doug McDermott, 2012-14	25, Gene Harmon, 1974	45, Doug McDermott, 2012-14	36, Oklahoma City, 3/9/64	92, 1974
FG Attempted	31, Paul Silas, 3/12/62	61, Paul Silas, 1962	103, Paul Silas, 1962, 64	88, Memphis State, 3/12/62	235, 1962
FG Pct.	.889, Kevin McKenna, 3/12/78	.889, Kevin McKenna, 1978	.750, Christian Bishop, 2021	.643, DePaul, 3/12/78	.643, 1978
3FG Made	8, Terrell Taylor, 3/15/02	10, Terrell Taylor, 2002	16, Kyle Korver, 2000-03	13, Florida, 3/15/02	22, 2002
3FG Attempted	15, Terrell Taylor, 3/15/02	24, Terrell Taylor, 2002	46, Kyle Korver, 2000-03	34, Kansas State, 3/16/18	69, 2021
3FG Pct.	.800, Ethan Wragge, 3/22/13	.800, Ben Walker, 1999	.667, Duan Cole, 1991	.467, Cincinnati, 3/22/13	.415, 2002
FT Made	12, Paul Silas, 3/13/64	23, Doug McDermott, 2013	35, Paul Silas, 1962, 64	22, Cincinnati, 3/22/13	54, 1962
FT Attempted	12, Doug McDermott, 3/24/13	30, Paul Silas, 1962	54, Paul Silas, 1962, 64	22, Baylor, 3/19/23	85, 1962
FT Pct.	1.000, Doug McDermott, 3/24/13	1.000, Doug McDermott, 2013	1.000, Gene Harmon, 1974	1.000, Baylor, 3/19/23	.951, 2023
Assists	12, Ralph Bobik, 3/9/74	30, Ralph Bobik, 1974	30, Ralph Bobik, 1974	31, DePaul, 3/12/78	62, 1974
Turnovers	9, Ralph Bobik, 3/9/74	11*, Ralph Bobik, 1974	15, Kyle Korver, 2000-03	22, Florida, 3/15/02	40, 2002
Steals	6, Corie Brandon, 3/13/99	8, Ryan Sears, 1999	12, Ryan Sears, 1999-01	14, Maryland, 3/13/99	24, 1999
Blocked Shots	4, Chad Gallagher, 3/14/91	6, Chad Gallagher, 1991	7, Chad Gallagher, 1989, 91	6 (3x), last NC State, 3/17/23	9, 1991

Creighton's NCAA Tournament Records

Individual, Single Game

Points		36 vs. Oklahoma City	3/9/64
31 Ryan Kalkbrenner vs. NC State	3/17/23	36 vs. DePaul	3/12/78
30 Doug McDermott vs. Louisiana	3/21/14	35 vs. Texas	3/9/74
30 Ryan Nembhard vs. Baylor	3/19/23	33 vs. Memphis State	3/12/62
28 Terrell Taylor vs. Florida	3/15/02	33 vs. Louisville	3/16/74
27 Paul Silas vs. Memphis State	3/12/62	Field Goals Attempted	
27 Doug McDermott vs. Cincinnati	3/22/13	88 vs. Memphis State	3/12/62
25 Elton McGriff vs. Oklahoma City	3/9/64	85 vs. Oklahoma City	3/9/64
25 Doug Brookins vs. Maryland	3/15/75	75 vs. Texas Tech	3/17/62
		72 vs. Cincinnati	3/16/62
		71 at Wichita State	3/13/64
		71 vs. Nevada	3/16/07
Rebounds		Field Goal Percentage	
27 Paul Silas vs. Oklahoma City	3/9/64	.643 vs. DePaul (36-56)	3/12/78
24 Paul Silas vs. Memphis State	3/12/62	.565 vs. Texas (35-62)	3/9/74
17 Paul Silas at Wichita State	3/13/64	.532 vs. Louisville (33-62)	3/16/74
16 Bob Harstad vs. New Mexico State	3/14/91	.519 vs. Louisiana (28-54)	3/21/14
15 Doug Brookings vs. Kansas	3/14/74	.490 vs. Kansas (24-49)	3/14/74
15 Christian Bishop vs. Ohio	3/22/21	3-Point Field Goals Made	
Field Goals Made		13 vs. Florida	3/15/02
13 Doug McDermott vs. Louisiana	3/21/14	12 vs. Auburn	3/16/00
11 Paul Silas vs. Memphis State	3/12/62	12 vs. Kansas	3/19/22
11 Gene Harmon vs. Texas	3/9/74	11 vs. Baylor	3/19/23
11 Chad Gallagher vs. Missouri	3/17/89	9 vs. Seton Hall	3/16/91
11 Ryan Kalkbrenner vs. NC State	3/17/23	9 vs. Illinois	3/17/02
Field Goals Attempted		9 vs. Alabama	3/16/12
31 Paul Silas vs. Memphis State	3/12/62	9 vs. Louisiana	3/21/14
25 Chuck Officer vs. Wichita State	3/13/64	9 vs. Kansas State	3/16/18
23 Doug McDermott vs. Louisiana	3/21/14	9 vs. Ohio	3/22/21
21 Rodney Buford vs. Louisville	3/11/99	3-Point Field Goals Attempted	
21 Nate Funk vs. Nevada	3/16/07	34 vs. Kansas State	3/16/18
21 Fritz Pointer vs. Oklahoma City	3/9/64	32 vs. Maryland	3/13/99
Field Goal Percentage		32 vs. Auburn	3/16/00
.889 Kevin McKenna (8-9) vs. DePaul	3/12/78	30 vs. Florida	3/15/02
.857 Ben Walker (6-7) vs. Maryland	3/13/99	28 vs. Iowa	3/15/01
.857 Christian Bishop (6-7) vs. Ohio	3/22/21	28 vs. Kansas	3/19/22
.833 Ted Weubben (5-6) vs. Louisville	3/16/74	3-Point Field Goal Percentage	
.786 Ryan Kalkbrenner (11-14) vs. NC State	3/17/23	.467 vs. Cincinnati (7-15)	3/22/13
.750 Doug Brookins (9-12) vs. Louisville	3/16/74	.458 vs. Baylor (11-24)	3/19/23
.750 Christian Bishop (6-8) vs. UCSB	3/20/21	.433 vs. Florida (13-30)	3/15/02
3-Point Field Goals Made		.429 vs. Seton Hall (9-21)	3/16/91
8 Terrell Taylor vs. Florida	3/15/02	.429 vs. Alabama (9-21)	3/16/12
5 Kyle Korver vs. Central Michigan	3/20/03	.429 vs. Ohio (9-21)	3/22/21
4 Ryan Sears vs. Auburn	3/16/00	.429 vs. Kansas (12-28)	3/19/22
4 Kyle Korver vs. Florida	3/15/02	Free Throws Made	
4 Nate Funk vs. West Virginia	3/17/05	22 vs. Cincinnati	3/22/13
4 Ethan Wragge vs. Cincinnati	3/22/13	22 vs. Baylor	3/19/23
4 Ethan Wragge vs. Baylor	3/21/14	21 vs. Memphis State	3/12/62
4 Mitch Ballock vs. Kansas State	3/16/18	20 at Wichita State	3/13/64
4 Marcus Zegarowski vs. Ohio	3/22/21	20 vs. San Diego State	3/17/22
4 Arthur Kaluma vs. Kansas	3/19/22	Free Throws Attempted	
4 Ryan Nembhard vs. Baylor	3/19/23	35 vs. Memphis	3/12/62
3-Point Field Goals Attempted		35 at Wichita State	3/13/64
15 Terrell Taylor vs. Florida	3/15/02	28 vs. Oklahoma City	3/9/64
13 Kyle Korver vs. Iowa	3/15/01	26 vs. Cincinnati	3/16/62
11 Mitch Ballock vs. Kansas State	3/16/18	25 vs. Cincinnati	3/22/13
10 Ryan Sears vs. Auburn	3/16/00	Free Throw Percentage	
10 Kyle Korver vs. Auburn	3/16/00	1.000 vs. Baylor (22-22)	3/19/23
10 Arthur Kaluma vs. Kansas	3/19/22	.929 vs. Louisville (13-14)	3/11/99
3-Point Field Goal Percentage (min. 3 3FG's)		.889 vs. Duke (16-18)	3/24/13
.800 Ethan Wragge (4-5) vs. Cincinnati	3/22/13	.895 vs. NC State (17-19)	3/17/23
.750 Ben Walker (3-4) vs. Maryland	3/13/99	.880 vs. Cincinnati (22-25)	3/22/13
.667 Ryan Nembhard (4-6) vs. Baylor	3/19/23	.875 vs. Wyoming (7-8)	3/22/41
.600 Terrell Taylor (3-5) vs. Auburn	3/16/00	.875 vs. Illinois (7-8)	3/17/02
.600 Kyle Korver (3-5) vs. Illinois	3/17/02	Assists	
Free Throws Made		31 vs. DePaul	3/12/78
12 Paul Silas at Wichita State	3/13/64	22 vs. Louisville	3/16/74
12 Doug McDermott vs. Duke	3/24/13	22 vs. Florida	3/15/02
11 Doug McDermott vs. Cincinnati	3/22/13	20 vs. Kansas	3/14/74
10 Ryan Nembhard vs. Baylor	3/19/23	20 vs. New Mexico State	3/14/91
9 Paul Silas vs. Cincinnati	3/16/02	Field Goals Made	
9 George Morrow vs. St. Joseph's	3/12/87	89 vs. Oklahoma City	3/9/64
		87 vs. Memphis State	3/12/87
		85 vs. Baylor	3/19/23
		83 vs. Florida	3/15/02
		79 vs. Maryland	3/15/75
		Free Throws Attempted	
		15 Paul Silas at Wichita State	3/13/64
		12 Paul Silas vs. Cincinnati	3/16/62
		12 Doug McDermott vs. Duke	3/24/13
		11 Doug McDermott vs. Cincinnati	3/22/13
		10 Paul Silas vs. Memphis	3/12/62
		10 George Morrow vs. St. Joseph's	3/12/81
		10 Donnie Johnson vs. Maryland	3/13/99
		10 Ronnie Harrell Jr. vs. Rhode Island	3/17/17
		10 Ryan Nembhard vs. Baylor	3/19/23
		Free Throw Percentage (min. 6 FT made)	
		1.000 Doug McDermott (12-12) vs. Duke	3/24/13
		1.000 Ryan Nembhard (10-10) vs. Baylor	3/19/23
		1.000 Gene Harmon (8-8) vs. Louisville	3/16/74
		1.000 Charles Butler (6-6) vs. Maryland	3/15/75
		1.000 Corie Brandon (6-6) vs. Maryland	3/13/99
		1.000 Ryan Kalkbrenner (6-6) vs. San Diego St.	3/17/22
		1.000 Trey Alexander (6-) vs. Kansas	3/19/22
		.900 George Morrow (9-10) vs. St. Joseph's	3/12/81
		Assists	
		12 Ralph Bobik vs. Texas	3/9/74
		10 Ralph Bobik vs. Kansas	3/14/74
		9 Todd Eisner vs. Missouri	3/17/89
		9 Latrell Wrightsell vs. Seton Hall	3/16/91
		9 Trey Alexander vs. Kansas	3/19/22
		Turnovers	
		9 Ralph Bobik vs. Texas	3/9/74
		6 Todd Eisner vs. Missouri	3/17/89
		6 Nate Funk vs. Central Michigan	3/20/03
		6 Marcus Zegarowski vs. UCSB	3/20/21
		6 Ryan Hawkins vs. San Diego State	3/17/22
		Steals	
		6 Corie Brandon vs. Maryland	3/13/99
		5 Tyler McKinney vs. West Virginia	3/17/05
		5 Rodney Buford vs. Louisville	3/11/99
		5 Ryan Sears vs. Maryland	3/13/99
		3 Ryan Sears vs. Louisville	3/11/99
		3 DeAnthony Bowden vs. Cent. Michigan	3/20/03
		3 Nick Porter vs. Nevada	3/16/07
		3 Khyri Thomas vs. Kansas State	3/16/18
		3 Damien Jefferson vs. Gonzaga	3/28/21
		3 Ryan Hawkins vs. San Diego State	3/17/22
		Blocked Shots	
		4 Chad Gallagher vs. New Mexico State	3/14/91
		3 Doug Swenson vs. Maryland	3/13/99
		3 Joe Dabbert vs. Central Michigan	3/20/03
		3 Ryan Kalkbrenner vs. NC State	3/17/23
		2 Daryl Stovall vs. St. Joseph's	3/12/81
		2 Darin Plautz vs. New Mexico State	3/14/91
		2 Chad Gallagher vs. Seton Hall	3/16/91
		2 Brody Deren vs. Central Michigan	3/20/03
		2 Gregory Echenique vs. North Carolina	3/18/12
		2 Gregory Echenique vs. Duke	3/24/13
		2 Ronnie Harrell Jr. vs. Kansas State	3/16/18
		2 Christian Bishop vs. UCSB	3/20/21
		Team, Single Game	
		Points	
		89 vs. Oklahoma City	3/9/64
		87 vs. Memphis State	3/12/87
		85 vs. Baylor	3/19/23
		83 vs. Florida	3/15/02
		79 vs. Maryland	3/15/75
		Rebounds	
		84 vs. Memphis State	3/12/62
		62 vs. Oklahoma City	3/9/64
		49 at Wichita State	3/13/64
		49 vs. Texas Western	3/14/64
		48 vs. Cincinnati	3/16/62
		48 vs. Florida	3/15/02
		Field Goals Made	
		31 vs. DePaul	3/12/78
		22 vs. Louisville	3/16/74
		22 vs. Florida	3/15/02
		20 vs. Kansas	3/14/74
		20 vs. New Mexico State	3/14/91

20	vs. Seton Hall	3/16/91
20	vs. Central Michigan	3/20/03
Turnovers		
22	vs. Florida	3/15/02
21	vs. Central Michigan	3/20/03
20	vs. DePaul	3/12/78
20	vs. San Diego State	3/17/22
19	vs. Maryland	3/13/99

Steals		
14	vs. Maryland	3/13/99
10	vs. Louisville	3/11/99
10	vs. Nevada	3/16/07
9	vs. Gonzaga	3/28/21
9	vs. San Diego State	3/17/22

Blocked Shots		
6	vs. New Mexico State	3/14/91
6	vs. Central Michigan	3/20/03
6	vs. NC State	3/17/23
5	vs. Maryland	3/13/99
3 (12x)	last vs. Kansas	3/19/22

Individual, Tournament

Points		
60	Gene Harmon (3g)	1974
56	Marcus Zegarowski (3g)	2021
54	Paul Silas (3g)	1962
51	Paul Silas (3g)	1964
48	Doug McDermott (2g)	2013
45	Doug Brookins (3g)	1974
45	Doug McDermott (2g)	2014

Points Per Game (min. 2 games)		
24.0	Doug McDermott (2g)	2013
22.5	Doug McDermott (2g)	2014
20.5	Ryan Kalkbrenner (2g)	2023
20.0	Gene Harmon (3g)	1974
20.0	Ryan Nembhard (2g)	2023
19.0	Terrell Taylor (2g)	2002
18.7	Marcus Zegarowski (3g)	2021

Rebounds		
57	Paul Silas (3g)	1964
44	Paul Silas (3g)	1962
31	Doug Brookins (3g)	1974
31	Christian Bishop (3g)	2021
26	Chad Gallagher (2g)	1991

Rebounds Per Game (min. 2 games)		
19.0	Paul Silas (3g)	1964
14.7	Paul Silas (3g)	1962
13.0	Chad Gallagher (2g)	1991
12.0	Bob Harstad (2g)	1991
10.3	Doug Brookins (3g)	1974
10.3	Christian Bishop (3g)	2021

Field Goals Made		
25	Gene Harmon (3g)	1974
21	Doug Brookins (3g)	1974
21	Marcus Zegarowski (3g)	2021
20	Doug McDermott (2g)	2014
19	Ed Beisser (3g)	1941

Field Goals Attempted		
61	Paul Silas (3g)	1962
49	Gene Harmon (3g)	1974
48	Chuck Officer (3g)	1964
43	Marcus Zegarowski (3g)	2021
42	Paul Silas (3g)	1964

Field Goal Percentage (min. 8 FG made)		
.889	Kevin McKenna (8-9) (1g)	1978
.750	Christian Bishop (18-24) (3g)	2021
.688	Chad Gallagher (11-16) (1g)	1989
.643	Gregory Echenique (9-14) (2g)	2013
.625	Ryan Kalkbrenner (15-24) (2g)	2023
.615	Mike Grimes (8-13) (2g)	2002

3-Point Field Goals Made		
--------------------------	--	--

10	Terrell Taylor (2g)	2002
10	Mark Zegarowski (3g)	2021
7	Kyle Korver (2g)	2002
6	Ethan Wragge (2g)	2012
6	Ethan Wragge (2g)	2014

3-Point Field Goals Attempted		
24	Terrell Taylor (2g)	2002
20	Mark Zegarowski (3g)	2021
19	Denzel Mahoney (3g)	2021
17	Mitch Ballock (3g)	2021
16	Arthur Kaluma (2g)	2022

3-Point Field Goal Percentage (min. 4 3 FG's made)		
.800	Ben Walker (4-5) (2g)	1999
.800	Ethan Wragge (4-5) (2g)	2013
.667	Duan Cole (4-6) (2g)	1991
.571	Josh Jones (4-7) (2g)	2012
.556	Kyle Korver (5-9) (1g)	2003

Free Throws Made		
23	Doug McDermott (2g)	2013
20	Paul Silas (3g)	1962
15	Paul Silas (3g)	1964
12	Ryan Nembhard (2g)	2023
10	Gene Harmon (3g)	1974
10	Trey Alexander (2g)	2022
10	Ryan Kalkbrenner (2g)	2023

Free Throws Attempted		
30	Paul Silas (3g)	1962
24	Paul Silas (3g)	1964
24	Elton McGriff (3g)	1964
23	Doug McDermott (2g)	2013
16	Pete McManamon (3g)	1962

Free Throw Percentage (min. 7 FT made)		
1.000	Doug McDermott (23-23) (2g)	2013
1.000	Ryan Nembhard (12-12) (2g)	2023
1.000	Gene Harmon (10-10) (3g)	1974
1.000	Arthur Kaluma (8-8) (2g)	2023
1.000	Kyle Korver (7-7) (2g)	2002
.909	Trey Alexander (10-11) (2g)	2022
.909	Ryan Kalkbrenner (10-11) (2g)	2023
.900	George Morrow (9-10) (1g)	1981
.900	Alex O'Connell (9-10) (2g)	2022

Assists		
30	Ralph Bobik (3g)	1974
16	Latrell Wrightsell (2g)	1991
14	Ryan Sears (2g)	1999
14	Trey Alexander (2g)	2022
12	Marcus Zegarowski (3g)	2021
12	Mitch Ballock (3g)	2021

Turnovers		
11*	Ralph Bobik (3g)	1974
9	Marcus Zegarowski (3g)	2021
8	Kyle Korver (2g)	2002
8	Doug McDermott (2g)	2013
7	Ben Walker (2g)	1999
7	Doug Swenson (2g)	1999
7	Grant Gibbs (2g)	2013
7	Damien Jefferson (3g)	2021
7	Trey Alexander (2g)	2022
7	Ryan Hawkins (2g)	2022

Steals		
8	Ryan Sears (2g)	1999
7	Corie Brandon (2g)	1999
6	Rodney Buford (2g)	1999
5	Tyler McKinney (1g)	2005
4	Marcus Zegarowski (3g)	2021
4	Damien Jefferson (3g)	2021

Blocked Shots		
6	Chad Gallagher (2g)	1991
4	Ryan Kalkbrenner (2g)	2023
3	Darin Plautz (2g)	1991
3	Doug Swenson (2g)	1999
3	Joe Dabbert (1g)	2003

3	Gregory Echenique (2g)	2012
3	Gregory Echenique (2g)	2013

Individual, Career

Points		
129	Doug McDermott (6g)	2012-13-14
105	Paul Silas (6g)	1962, 64
71	Kyle Korver (5g)	2000-03
70	Doug Brookins (4g)	1974-75
60	Gene Harmon (3g)	1974

Points Per Game (min. 2 games)		
21.5	Doug McDermott (129/6)	2012-13-14
20.0	Gene Harmon (60/3)	1974
20.0	Ryan Nembhard (40/2)	2023
19.0	Chad Gallagher (57/3)	1989, 91
18.7	Marcus Zegarowski (56/3)	2021
18.0	Kevin McKenna (36/2)	1978, 81

Rebounds		
101	Paul Silas (6g)	1962, 64
53	Doug McDermott (6g)	2012-13-14
36	Doug Brookins (2g)	1974-75
34	Chad Gallagher (3g)	1989, 91
34	Arthur Kaluma (4g)	2022-23

Rebounds Per Game (min. 2 games)		
16.8	Paul Silas (101/6)	1962, 64
10.3	Christian Bishop (31/3)	2021
11.3	Chad Gallagher (34/3)	1989, 91
9.7	Bob Harstad (29/3)	1989, 91
9.0	Doug Brookins (36/4)	1974, 75

Field Goals Made		
45	Doug McDermott (6g)	2012-13-14
35	Paul Silas (6g)	1962, 64
30	Doug Brookins (4g)	1974-75
28	Chad Gallagher (3g)	1989, 91
25	Gene Harmon (3g)	1974

Field Goals Attempted		
103	Paul Silas (6g)	1962, 64
99	Doug McDermott (6g)	2012-13-14
67	Chuck Officer (6g)	1962, 64
60	Doug Brookins (4g)	1974-75
58	Kyle Korver (5g)	2000-03

Field Goal Percentage (min. 10 FG Made)		
.750	Christian Bishop (18-24) (3g)	2021
.714	Tom Anderson (10-14) (4g)	1974-75
.682	Kevin McKenna (15-22) (2g)	1978, 81
.581	Gregory Echenique (18-31) (4g)	2012-13
.571	Chad Gallagher (28-49) (3g)	1989, 91

3-Point Field Goals Made		
16	Kyle Korver (5g)	2000-03
16	Ethan Wragge (6g)	2012-13-14
14	Terrell Taylor (4g)	2000-02
10	Marcus Zegarowski (3g)	2021
8	Mitch Ballock (4g)	2018, 21

3-Point Field Goals Attempted		
46	Kyle Korver (5g)	2000-03
34	Terrell Taylor (4g)	2000-02
33	Ethan Wragge (6g)	2012-13-14
27	Ryan Sears (4g)	1999-01
28	Mitch Ballock (3g)	2018, 21

3-Point Field Goal Percentage (min. 4 3FG Made)		
.667	Duan Cole (4-6) (2g)	1991
.571	Josh Jones (4-7) (2g)	2012
.500	Marcus Zegarowski (10-20) (3g)	2021
.485	Ethan Wragge (16-33) (6g)	2012-13-14
.455	Ben Walker (5-11) (4g)	1999-01

Free Throws Made		
35	Paul Silas (6g)	1962, 64
32	Doug McDermott (6g)	2012-13-14
17	Trey Alexander (4g)	2022-23
17	Arthur Kaluma (4g)	2022-23
16	Ryan Kalkbrenner (6g)	2021-22-23

Free Throws Attempted		3 Mike Grimes	1999-01	3-Point Field Goals Made	
54 Paul Silas (6g)	1962, 64	3 Michael Lindeman	2001-03	22 2002	2 games
35 Doug McDermott (6g)	2012-13-14	3 Joe Dabbert	2001-03	21 2021	3 games
24 Elton McGriff (3g)	1964	3 Tyler McKinney	2002, 03, 05	17 2012	2 games
20 Arthur Kaluma (4g)	2022-23	3 Alan Huss	1999-01	14 1991	2 games
19 Trey Alexander (4g)	2022-23	3 Nate Funk	2003, 05, 07	14 2014	2 games
19 Ryan Kalkbrenner (6g)	2021-22-23	3 Austin Chatman	2012-13-14	14 2022	2 games
		3 Avery Dingman	2012-13-14	14 2023	2 games
		3 Grant Gibbs	2012-13-14		
Free Throw Percentage (min. 8 FT Made)		3 Jahenns Manigat	2012-13-14	3-Point Field Goals Attempted	
1.000 Ryan Nembhard (12-12) (2g)	2023	3 Doug McDermott	2012-13-14	69 2021	3 games
1.000 Gene Harmon (10-10) (3g)	1974	3 Will Artino	2012-13-14	53 2002	2 games
.929 Kyle Korver (13-14) (5g)	2000-03	3 Ryan Kalkbrenner	2021-22-23	47 2014	2 games
.914 Doug McDermott (32-35) (6g)	2012-13-14			46 1999	2 games
.909 Doug Brookins (10-11) (4g)	1974-75	Wins Played In		44 2023	2 games
		5 Ryan Kalkbrenner	2021-22-23		
Assists		4 Shereef Mitchell	2021-23	3-Point Field Goal Percentage	
30 Ralph Bobik (3g)	1974	3 Paul Silas	1962, 64	.4151 2002 (22-53)	2 games
26 Ryan Sears (4g)	1999-01	3 Chuck Officer	1962, 64	.4146 2012 (17-41)	2 games
25 Grant Gibbs (4g)	2012-13-14	3 Austin Chatman	2012-13-14	.412 2003 (7-15)	1 game
21 Trey Alexander (4g)	2022-23	3 Avery Dingman	2012-13-14	.400 2005 (8-20)	1 game
19 Tyler McKinney (4g)	2002, 03, 05	3 Grant Gibbs	2012-13-14	.389 1989 (7-18)	1 game
		3 Jahenns Manigat	2012-13-14	.389 1991 (14-36)	2 games
Turnovers		3 Doug McDermott	2012-13-14		
15 Kyle Korver (5g)	2000-03	3 Alex O'Connell	2021-22	Free Throws Made	
14 Doug McDermott (6g)	2012-13-14	3 Trey Alexander	2022-23	54 1962	3 games
13 Grant Gibbs (6g)	2012-13-14	3 Ryan Nembhard	2022-23	45 1964	3 games
12 Trey Alexander (4g)	2022-23			39 2023	2 games
12 Arthur Kaluma (4g)	2022-23			38 2013	2 games
				38 2022	2 games
Steals		Points			
12 Ryan Sears (4g)	1999-01	211 1974		3 games	
7 Tyler McKinney (4g)	2002, 03, 05	209 1964		3 games	Free Throws Attempted
7 Corie Brandon (2g)	1999	200 2021		3 games	85 1962
6 Rodney Buford (2g)	1999	196 1962		3 games	79 1964
6 Trey Alexander (4g)	2022-23	157 2023		2 games	45 2022
					43 2013
					41 2023
					2 games
Blocked Shots		Points Per Game (min. 2 games)			
7 Chad Gallagher (3g)	1989, 91	78.5 2023		2 games	Free Throw Percentage
6 Gregory Echenique (4g)	2012-13	72.0 2022		2 games	.951 2023 (39-41)
6 Ryan Kalkbrenner (6g)	2022-23	71.5 2002		2 games	.884 2013 (38-43)
4 Joe Dabbert (4g)	2001-03	70.3 1974		3 games	.864 1981 (19-22)
4 Brody Deren (3g)	2002-03	69.7 1964		3 games	.857 1989 (6-7)
		66.7 2021		3 games	.846 2005 (11-13)
					.844 2022 (38-45)
					2 games
Fouls		Rebounds			
22 Paul Silas (6g)	1962, 64	160 1964		3 games	Assists
20 Grant Gibbs (6g)	2012-13-14	145* 1962		3 games	62 1974
17 Kyle Korver (5g)	2000-03	109 1974		3 games	41 2021
16 Doug McDermott (6g)	2012-13-14	97 2021		2 games	40 1991
15 Chuck Officer (6g)	1962, 64	82 2002		2 games	37 2002
15 Elton McGriff (3g)	1962				32 2022
15 James Bakos (3g)	1962	Rebounds Per Game (min. 2 games)			
		53.3 1964		3 games	Turnovers
		48.3* 1962		3 games	40 2002
Fouled Out		41.0 2002		2 games	35 1999
3 Elton McGriff (3g)	1962	40.0 1991		2 games	30 1991
3 James Bakos (3g)	1962	36.3 1974		3 games	30 2021
2 Grant Gibbs (6g)	2012-13-14				28 2022
1 22 times, last Alex O'Connell (5g)	2021-22				
		Field Goals Made			
Games Played		92 1974		3 games	Steals
6 Paul Silas	1962, 64	82 1964		3 games	24 1999
6 Chuck Officer	1962, 64	81 2021		3 games	18 2021
6 Austin Chatman	2012-13-14	71 1962		3 games	15 2022
6 Avery Dingman	2012-13-14	52 2002		2 games	11 2012
6 Grant Gibbs	2012-13-14	52 2023		2 games	10 1991
6 Jahenns Manigat	2012-13-14				10 2002
6 Doug McDermott	2012-13-14	Field Goals Attempted			10 2007
6 Ryan Kalkbrenner	2021-22-23	235 1962		3 games	
		216 1964		3 games	
		187 2021		3 games	Blocked Shots
Games Started		173 1974		3 games	9 1991
6 Paul Silas	1962, 64	127 2002		2 games	8 2023
6 Grant Gibbs	2012-13-14				6 2003
6 Jahenns Manigat	2012-13-14	Field Goal Percentage			6 2012
6 Doug McDermott	2012-13-14	.643 1978 (36-56)		1 game	5 1999
5 Chuck Officer	1962, 64	.532 1974 (92-173)		3 games	5 2021
		.468 2023 (52-111)		2 games	
Different Years Played		.459 2014 (50-109)		2 games	
4 Kyle Korver	2000-03	.452 1989 (28-62)		1 game	
3 Terrell Taylor	2000-02	.450 2003 (27-60)		1 game	
3 Ben Walker	1999-01				
3 Ryan Sears	1999-01				

Team, Tournament

NCAA Tournament Teams


1941 NCAA Tournament



Back Row (l-r): Don Shearn, Duane Noyes, Elmer Munden, Edward Beisser, Ralph Langer, Varro Ritter, Gene Haldeman. Front Row (l-r): Brownie Jaquay, Norman Engelbretson, Coach Eddie Hickey, Don Fleming, unidentified, Dick Nolan, Robert Fitzgerald.

Missouri Valley Conference Champions 18-7 Overall, 9-3 MVC

Participating in the third NCAA Tournament, MVC champion Creighton defeated Big Six Conference winner Iowa State in a first-round game to advance to the Western Regionals, where the Bluejays were in the same bracket as Southwest Conference champion Arkansas, Pacific Coast Conference champion Washington State and Big Seven Conference champ Wyoming ... Creighton clinched its first NCAA Tournament trip by winning at Washburn, 51-37, in the final game of the regular season ... at 9-3 in the Valley, the Jays finished one game ahead of second-place Oklahoma A&M ... Arthur "Brownie" Jaquay and Ed Beisser were named First Team All-MVC, while Gene Haldeman earned Second Team All-MVC accolades.



Edgar S. "Eddie" Hickey
Head Basketball Coach
Creighton University
Omaha, Nebraska

The CREIGHTON UNIVERSITY



Basketball Dope Book
1940-41



Above: Eddie Hickey coached Creighton to its first NCAA Tournament game and victory in 1941.


Left: A look at the cover of the 1940-41 Creighton basketball media guide, which was then known as a "dope book." The guide was 16 pages.

1941		Creighton (17-7)	39
		Washington State (25-5)	48
NCAA Tournament First Round			
March 21, 1941	Municipal Auditorium	Kansas City, Mo.	
Defining Moment: Creighton star Ed Beisser had three fouls in the first seven minutes, then watched from the bench as Washington State took a 25-14 halftime lead.			
Key Stat: All-Pacific Coast Conference center Paul Lindeman proved unstoppable, finishing with a game-high 26 points.			
CREIGHTON	fg	ft-a	pf pts
Arthur Jaquay.....	2	1-2	0 5
Don Fleming.....	3	1-2	1 7
Ed Beisser.....	5	0-0	3 10
Ralph Langer.....	0	0-0	2 0
Dick Nolan.....	5	4-5	2 14
James Thynne.....	1	1-1	1 3
Gene Haldeman.....	0	0-1	3 0
Totals	16	7-11	12 39
		.636	
WASHINGTON STATE	fg	ft-a	pf pts
Dale Gentry.....	1	1-1	1 3
Vern Butts.....	4	1-2	1 9
John Hooper.....	0	0-0	0 0
Paul Lindeman.....	12	2-6	3 26
Jim Zimmerman.....	1	0-0	0 2
Kirk Gebert.....	2	0-0	3 4
Ray Sundquist.....	2	0-3	1 4
Marvin Gilbert.....	0	0-0	0 0
Owen Hunt.....	0	0-0	0 0
Phil Mahan.....	0	0-0	1 0
Totals	22	4-12	10 48
		.333	
Officials: Oscar Herigstead, Ab Curtis. Technical Fouls: None.			
Team	1st	2nd	Total
Creighton	14	25	39
Washington State	25	23	48

1941		Creighton (18-7)	45
		Wyoming (14-6)	44
NCAA Tournament Western Regional Finals - 5th Place Game			
March 22, 1941	Municipal Auditorium	Kansas City, Mo.	
Defining Moment: Dick Nolan's free throw with 20 seconds left gave Creighton a 45-42 lead they would hold on to.			
Key Stat: Don Fleming, who played all but four minutes in CU's final 10 games, had a game-high 17 points.			
CREIGHTON	fg	ft-a	pf pts
Arthur Jaquay.....	2	0-0	3 4
Don Fleming.....	8	1-1	1 17
James Thynne.....	1	0-0	2 2
Ed Beisser.....	6	2-2	3 14
Ralph Langer.....	0	0-0	0 0
Dick Nolan.....	1	1-1	1 3
Gene Haldeman.....	1	3-4	4 5
Totals	19	7-8	14 45
		.875	
WYOMING	fg	ft-a	pf pts
Charles Bentson.....	2	2-2	1 6
Nick Krpan.....	0	0-0	0 0
Kenny Sailors.....	3	1-3	2 7
Lou Muir.....	0	0-0	0 0
Curt Gowdy.....	0	0-0	0 0
Jim Weir.....	5	1-4	2 11
Willie Rothman.....	1	2-2	0 4
Bill Strannigan.....	8	0-3	1 16
Totals	19	6-14	6 44
		.429	
Officials: Ab Curtis, Wally Cameron. Technical Fouls: None.			
Team	1st	2nd	Total
Creighton	24	21	45
Wyoming	20	24	44

NCAA Tournament Teams


1962 NCAA Tournament



Standing (l-r): Head coach John J. "Red" McManus, Harry Forehand, Michael Lynch, Robert Eickholt, Thomas Dowling, Carl Silvestrini, John Callaghan, Jim Swassing, Santos Jimenez. Sitting (l-r): J.L. Wagner, Chuck Officer, Peter McManamon, Paul Silas, Jim Bakos, Herb Millard, Assistant James Berry.


21-5 Overall, Independent

The Bluejays defeated Memphis State in the Midwest Regional preliminary game before falling, 66-46, to defending and eventual national champion Cincinnati in Manhattan, Kan. ... Creighton rebounded to defeat Texas Tech, 63-61, in the regional consolation game ... Paul Silas earned Honorable Mention All-America honors from AP and UPI after finishing second in the nation to Ohio State's Jerry Lucas in rebounding ... Silas' 563 rebounds remains Creighton's single-season record and his single-game total of 38 rebounds against Centenary still stands as the school record and, nationally, ties for eighth all-time ... Silas' 22.5 rebounds per game is still the ninth-best single-season rebounding average in NCAA history.



Left: Creighton's Jim Bakos (left) and Paul Silas (right) helped lead Creighton to the 1962 NCAA Tournament.

Below: Chuck Officer scored a total of 20 points in three NCAA Tournament games in 1962.




1962	Creighton (20-4)	87
	Memphis State (15-7)	83
NCAA Tournament First Round		
March 12, 1962	Moody Coliseum	Dallas, Texas
Defining Moment: After Memphis State used a 13-1 run to close within 78-76 and 4:30 left on the clock, Paul Silas had six quick points to help CU pull away.		
Key Stats: Paul Silas set a facility record with 24 rebounds, two more than Wilt Chamberlain's mark originally set in 1957. With the victory, Creighton earned its first 20-win season since 1921-22.		
CREIGHTON	fg-fga	ft-a
Herb Millard	2-7	0-1
Pete McManamon	6-9	5-8
Chuck Officer	3-7	2-2
Paul Silas	11-31	5-10
James Bakos	7-14	6-8
J.L. Wagner	4-16	3-5
Harry Forehand	0-0	0-0
Tom Dowling	0-1	0-0
Carl Silvestrini	0-0	0-1
Jim Swassing	0-0	0-0
Santos Jimenez	0-3	0-0
Team Rebounds		30
Totals	33-88	21-35
	.375	.600
MEMPHIS STATE	fg-fga	ft-a
Don Drewel	0-0	0-0
George Kirk	5-9	5-6
Bob Neumann	7-16	9-12
Hunter Beckman	7-12	5-6
Larry Garber	5-16	3-4
James Horton	3-9	2-2
Tim Weaver	0-0	0-0
Jerry Parrish	1-9	1-2
Don Randolph	0-0	2-0
Team Rebounds		15
Totals	28-71	27-34
	.394	.794
Technical Fouls: CU Bench (2), Chuck Officer (CU), Jerry Parrish (MSU).		
Attendance: 6,500.		
Team	1st	2nd
Creighton	44	43
Memphis State	47	36

1962	Creighton (20-5)	46
	#12 Cincinnati (26-2)	66
NCAA Tournament Second Round		
March 16, 1962	Ahearn Fieldhouse	Manhattan, Kan.
Defining Moment: Paul Silas had two fouls in the opening 90 seconds and was held to a career-low seven rebounds.		
Key Stat: Creighton shot just 19 percent and had one field goal in the opening 13:30 of the second half.		
CREIGHTON	fg-fga	ft-a
Herb Millard	2-13	1-2
Pete McManamon	1-8	2-4
Paul Silas	3-14	9-12
Chuck Officer	2-9	0-0
James Bakos	2-14	3-4
J.L. Wagner	2-11	3-4
Carl Silvestrini	2-3	0-0
Team Rebounds		10
Totals	14-72	18-26
	.194	.692
#12 CINCINNATI	fg-fga	ft-a
Ron Bonham	4-10	6-7
George Wilson	0-3	3-6
Paul Hogue	10-14	4-5
Tony Yates	0-7	2-3
Tom Thacker	5-8	2-3
Fred Dierking	1-3	0-0
Tom Siser	1-3	4-6
Dale Heidotting	0-1	0-2
Larry Shingleton	0-1	1-2
Jim Calhoun	1-1	0-0
Team Rebounds		10
Totals	22-51	22-34
	.431	.647
Officials: Rudy Maric, Roy Hale.		
Technical Fouls: None. Attendance: 8,000.		
Team	1st	2nd
Creighton	18	28
#12 Cincinnati	29	37

1962	Creighton (21-5)	63
	Texas Tech (19-8)	61
NCAA Tournament Consolation Round		
March 17, 1962	Ahearn Fieldhouse	Manhattan, Kan.
Defining Moment: Down two with 30 seconds left, Herb Millard hit two free throws to tie it. After a Texas Tech turnover, Pete McManamon hit a 20-footer with eight seconds left to win it.		
Key Stat: Creighton's 21st win of the season was a record at the time.		
CREIGHTON	fg-fga	ft-a
Herb Millard	3-10	6-7
Pete McManamon	8-19	2-4
J.L. Wagner	2-7	1-1
Paul Silas	3-16	6-8
James Bakos	5-12	0-2
Chuck Officer	3-3	2-2
Carl Silvestrini	2-7	0-1
Jim Swassing	0-1	0-0
Totals	24-75	15-24
	.320	.625
TEXAS TECH	fg-fga	ft-a
Bobby Gindorf	1-3	0-0
Del Ray Mounts	6-16	12-14
Roger Hennig	4-7	2-4
Mac Percival	4-14	1-3
Harold Hudgens	5-11	2-5
Sid Wall	1-6	2-4
Mike Farley	0-1	0-1
Mickey Milton	0-0	0-0
Totals	21-58	19-31
	.362	.613
Technical Fouls: CU Bench (1). Attendance: 8,000.		
Team	1st	2nd
Creighton	34	29
Texas Tech	30	31

NCAA Tournament Teams


1964 NCAA Tournament



Standing (l-r): Head Coach John J. "Red" McManus, Charlie Brown, Harry Forehand, Tom Potter, Fred Losch, Fritz Pointer, Chuck Officer, Mike Lyons, Bob Miles, Assistant Herb Millard, Business Manager Gene Duffy. Sitting (l-r): Student Manager Frank O'Donovan, Bill Pfalmer, Merrill Smet, Loren James, Paul Silas, Elton McGriff, Jim Bakos, Tom Apke.

22-7 Overall, Independent

A CoSIDA First Team Academic All-American, Paul Silas was the Catholic Colleges Player of the Year and a Third Team All-American by both AP and UPI ... Silas finished second nationally with 21.75 rebounds per game, just .05 behind the leader, but led the nation in total rebounds (631) for the third-straight season ... Creighton's 22 wins established a then-school record and remains one of the best victory totals in school history ... of the Jays' five regular season losses, three came against NCAA Tourney qualifiers; defending and eventual national champion UCLA, Oklahoma City and Providence; and Creighton defeated Arizona State and Utah State.



Left: Creighton's Paul Silas is one of five players in NCAA history to average 20 points and 20 rebounds for his career, joining Julius Erving, Bill Russell, Artis Gilmore and Kermit Washington.

Below: Red McManus ranks third in school history with 138 wins, and his national scheduling philosophy helped put Creighton on the map.



1964	Creighton (22-5)	89			
	Oklahoma City (15-11)	78			
NCAA Tournament First Round					
March 9, 1964	Moody Coliseum	Dallas, Texas			
Defining Moment: Creighton used a 7-0 run to take a 65-56 lead with 10:30 to play.					
Key Stat: Paul Silas broke his own facility record with 27 rebounds.					
CREIGHTON	fg-a	ft-a	reb	pf	pts
Fritz Pointer	10-21	3-3	7	3	23
Chuck Officer	1-10	1-1	7	0	3
Elton McGriff	10-15	5-8	10	5	25
Charlie Brown	4-12	1-1	0	2	9
Paul Silas	7-15	1-6	27	4	15
Harry Forehand	3-6	6-8	5	2	12
Bobby Miles	1-3	0-1	2	0	2
Tom Apke	0-3	0-0	4	3	0
Totals	36-85	17-28	62	19	89
	.424	.607			
OKLAHOMA CITY	fg-a	ft-a	reb	pf	pts
Jim Miller	2-6	2-3	2	4	6
Charley Hunter	4-9	1-1	1	3	9
Eddie Jackson	5-10	2-3	24	3	12
Bud Koper	9-18	8-11	4	2	26
Jerry Lee Wells	9-15	1-4	6	5	19
James Ware	1-4	0-3	5	0	2
Dick Bagby	2-4	0-0	2	0	4
Ray Snider	0-2	0-0	1	0	0
Dennis Harris	0-0	0-0	0	0	0
Totals	32-68	14-25	45	17	78
	.471	.560			
Technical Fouls: None.					
Team	1st	2nd	Total		
Creighton	47	42	89		
Oklahoma City	38	40	78		

1964	Creighton (22-6)	68			
	at #5 Wichita State (22-5)	84			
NCAA Tournament Second Round					
March 13, 1964	Levitt Arena	Wichita, Kan.			
Defining Moment: Seldom-used reserve Larry Nosich scored all his points during an 8-2 run that gave Wichita State a 65-56 lead.					
Key Stat: All-American Dave Stallworth had 18 of his 22 points in the second-half, while also finishing with 23 rebounds on the night.					
CREIGHTON	fg-a	ft-a	reb	pf	pts
Fritz Pointer	3-10	1-1	5	5	7
Chuck Officer	10-25	1-2	3	4	21
Elton McGriff	1-7	4-9	6	5	6
Charlie Brown	1-8	1-2	2	2	3
Paul Silas	5-12	12-15	17	2	22
Harry Forehand	1-2	0-0	0	2	2
Loren James	0-0	0-2	0	1	0
Bobby Miles	3-6	1-3	4	3	7
Tom Apke	0-1	0-1	3	4	0
Team Rebounds			9		
Totals	24-71	20-35	49	28	68
	.338	.571			
#5 WICHITA STATE	fg-a	ft-a	reb	pf	pts
Dave Stallworth	7-17	8-9	23	3	22
Nate Bowman	5-10	6-9	8	4	16
Dave Leach	3-5	8-10	3	3	14
Kelly Pete	4-7	3-4	7	5	11
John Criss	1-6	0-0	1	5	2
Vernon Smith	1-5	7-7	5	3	9
Larry Nosich	4-5	0-1	2	3	8
Gerald Davis	1-1	0-0	0	1	2
Donny Rowland	0-0	0-0	0	0	0
Gerald Reimond	0-0	0-1	1	0	0
Team Rebounds			2		
Totals	26-56	32-41	52	27	84
	.464	.780			
Technical Fouls: Davis (WSU). Attendance: 10,811.					
Team	1st	2nd	Total		
Creighton	28	40	68		
#5 Wichita State	38	46	84		

1964	Texas-El Paso (25-3)	63			
	Creighton (22-7)	52			
NCAA Tournament Consolation Game					
March 14, 1964	Levitt Arena	Wichita, Kan.			
Defining Moment: Down 47-43, Texas-El Paso put together a 10-0 run over four minutes to take the lead for good.					
Key Stat: Texas-El Paso made 21-of-28 free throws, while CU hit just 8-of-16 shots from the charity stripe.					
TEXAS-EL PASO	fg-fga	ft-a	reb	pf	pts
Orsten Artis	3-11	3-3	13	1	9
Steve Tredennick	0-1	0-0	0	1	0
Andy Stoglin	1-8	8-8	6	1	10
Harry Flournoy	0-2	2-3	4	3	2
Jim "Bad News" Bames	6-15	3-4	10	5	15
Charles Banks	4-12	5-8	6	1	13
Bob Dibler	7-18	0-2	3	0	14
Team Rebounds			8		
Totals	21-67	21-28	50	12	63
	.313	.750			
CREIGHTON	fg-fga	ft-a	reb	pf	pts
Fritz Pointer	4-9	0-1	4	3	8
Chuck Officer	5-13	1-2	5	2	11
Elton McGriff	5-11	2-7	8	5	12
Charlie Brown	0-2	0-0	1	1	0
Paul Silas	6-15	2-3	13	5	14
Harry Forehand	2-8	1-1	6	0	5
Loren James	0-0	0-0	0	0	0
Bobby Miles	0-0	2-2	0	0	2
Tom Apke	0-2	0-0	2	3	0
Team Rebounds			10		1
Totals	22-60	8-16	49	20	52
	.367	.500			
Officials: Rudy Marich, John Lloyd.					
Technical Fouls: None. Attendance: 10,815.					
Team	1st	2nd	Total		
Texas-El Paso	26	37	63		
Creighton	32	20	52		

NCAA Tournament Teams

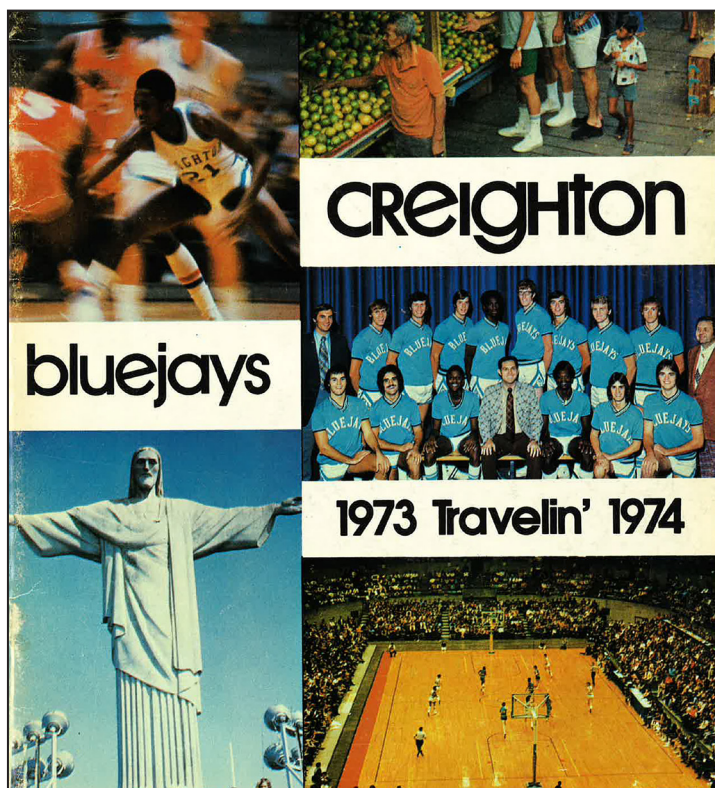
1974 NCAA Tournament



Standing (l-r): Assistant Tom Apke, Ted Wuebben, Ralph Bobik, Doug Brookins, Wayne Groves, Mike Heck, Daryl Heeke, Gene Harmon, Tom Anderson, Assistant Tom Brosnihan. Front Row (l-r): Richie Smith, Bimbo Pietro, Charles Butler, Head Coach Eddie Sutton, Jerry Massie, Brian Long, Dan Holt.

23-7 Overall, Independent

The first coach in NCAA history to guide four different schools to the NCAA Tournament, Eddie Sutton began that run with the 1973-74 Bluejays ... Creighton's 23 wins tied the 1921-22 squad's school record for victories in a season ... the 23 wins would remain the school record until the 1990-91 team went 24-8 ... during the summer of 1973, the Bluejay basketball team played an exhibition tour in 10 Brazilian cities ... including their exhibition tour, the 1973-74 Bluejays played games on two continents (North America and South America) and in 13 states (Arizona, California, Colorado, Hawaii, Indiana, Illinois, Kansas, Missouri, Nebraska, Oklahoma, South Dakota, Texas and Wisconsin).



CREIGHTON

bluejays

1973 Travelin' 1974

Eddie Sutton's Creighton teams became known for their willingness to play anyone, anywhere, as evidenced by the "Travelin' Jays" theme from 1973-74. Even Sports Illustrated featured Creighton that season.

1974	Texas (12-15)	61
	#19 Creighton (22-6)	77
NCAA Tournament First Round		
March 9, 1974 NTSU Coliseum Denton, Texas		
Defining Moment: Creighton used a 13-0 run to take a 68-57 lead with 3:22 left.		
Key Stat: Ralph Bobik had 12 assists and was 3-for-3 from the field while directing the Creighton offense.		
TEXAS	fg-a	ft-a reb pf pts ast to blk stl min
Ed Johnson	7-11	2-4 7 1 16 0 2 1 0 38
Dan Krueger	4-10	0-0 1 0 8 4 0 0 4 38
Harry Larrabee	7-12	1-1 4 1 15 2 0 0 1 38
Larry Robinson	10-25	0-0 8 5 20 2 8 2 0 38
Rich Parson	0-3	0-0 5 4 0 3 1 0 1 24
Chris Voegelé	1-1	0-0 1 1 2 0 0 0 0 2
Hank Bauerschle	0-0	0-0 0 0 0 0 1 0 0 2
Bruce Baker	0-0	0-0 0 0 0 0 1 0 0 2
Tommy Weilert	0-0	0-0 0 1 0 0 1 0 0 5
Phillip Davis	0-1	0-0 0 0 0 0 0 0 1 2
Tyrone Johnson	0-0	0-0 1 2 0 2 2 1 0 9
James Price	0-0	0-0 0 0 0 0 0 0 0 2
Team Rebounds		6
Totals	29-63	3-5 33 15 61 13 16 4 7 200
	.460	.600
#19 CREIGHTON	fg-a	ft-a reb pf pts ast to blk stl min
Charles Butler	6-11	0-0 4 3 12 0 2 0 1 35
Doug Brookins	7-14	2-2 9 2 16 0 3 0 1 34
Ted Wuebben	5-10	1-2 2 1 11 3 0 0 2 24
Gene Harmon	11-17	0-0 6 2 22 2 2 1 0 35
Ralph Bobik	3-3	1-2 6 1 7 12 9 0 1 38
Bimbo Pietro	1-1	0-0 0 1 2 0 0 0 0 2
Jerry Massie	0-0	0-0 0 0 0 0 0 0 0 1
Tom Anderson	0-0	1-3 0 0 1 1 0 0 0 10
Richie Smith	0-1	0-0 0 0 0 1 0 0 0 5
Mike Heck	2-5	2-2 3 1 6 1 0 0 0 16
Team Rebounds		4
Totals	35-62	7-11 34 11 77 20 16 1 5 200
	.565	.636
Officials: Norm Van Arsdalen, George Strauthers.		
Technical Fouls: None. Attendance: 6,750.		
Team	1st 2nd Total	1stFG% 2ndFG% Total% Deadball
Texas	35 26 61	.432 .500 .460 0
#19 Creighton	35 42 77	.552 .576 .565 0

1974	#19 Creighton (22-7)	54
	#14 Kansas (22-6)	55
NCAA Tournament Second Round		
March 14, 1974 Mabee Center Tulsa, Okla.		
Defining Moment: Creighton led 54-53 with 1:21 left before KU's Tom Kivisto fed Tommie Smith for what turned out to be the game-winning lay-up.		
Key Stat: Doug Brookins, who had 10 points and 15 rebounds for Creighton, did not score in the second half.		
#19 CREIGHTON	fg-a	ft-a reb pf pts ast to
Charles Butler	2-2	0-0 2 1 4 0 0
Doug Brookins	5-14	0-0 15 0 10 2 0
Gene Harmon	7-13	2-2 6 0 16 4 0
Ralph Bobik	2-7	4-5 1 2 8 10 0
Mike Heck	2-3	0-0 1 2 4 0 0
Tom Anderson	2-2	0-0 1 0 4 1 0
Richie Smith	1-1	0-0 0 0 2 1 0
Ted Wuebben	3-7	0-1 3 5 6 2 0
Team Rebounds		6
Totals	24-49	6-8 35 10 54 20 16
	.490	.750
#14 KANSAS	fg-a	ft-a reb pf pts ast to
Norman Cook	4-7	3-4 7 1 11 3 0
Roger Morningstar	9-19	0-0 5 3 18 1 0
Dale Greenlee	2-8	0-1 4 1 4 3 0
Tom Kivisto	2-8	2-2 3 3 6 10 0
Danny Knight	1-4	0-0 1 0 2 2 0
Tommie Smith	2-3	0-0 1 1 4 0 0
Rick Suttle	5-13	0-0 6 2 10 0 0
Team Rebounds		4
Totals	25-62	5-7 31 11 55 19 0
	.403	.714
Officials: Crowley and Folsom.		
Technical Fouls: CU Bench (1). Attendance: 10,575.		
Team	1st 2nd Total	1stFG% 2ndFG% Total%
#19 Creighton	33 21 54	.593 .363 .490
#14 Kansas	30 25 55	- - .403

1974	#19 Creighton (23-7)	80
	#16 Louisville (21-7)	71
NCAA Tournament Consolation Round		
March 16, 1974 Mabee Center Tulsa, Okla.		
Defining Moment: Gene Harmon, who missed a shot that could have given CU a late lead one day earlier, had a game-high 22 points and team-best eight rebounds.		
Key Stat: Creighton made 53.2 percent of its shots from the floor and out-rebounded Louisville by a 40-32 margin.		
#19 CREIGHTON	fg-a	ft-a reb pf pts ast to
Charles Butler	2-5	0-0 3 1 4 3 0
Doug Brookins	9-12	1-1 7 2 19 0 2
Gene Harmon	7-19	8-8 8 4 22 5 0
Ralph Bobik	2-7	0-1 3 4 4 8 2
Mike Heck	4-7	0-0 7 3 8 0 0
Bimbo Pietro	1-1	0-0 0 0 2 0 0
Jerry Massie	0-0	0-0 0 0 0 0 0
Tom Anderson	2-3	1-2 2 1 5 5 1
Richie Smith	1-2	0-0 2 2 2 1 0
Ted Wuebben	5-6	4-6 3 2 14 0 3
Team Rebounds		5
Totals	33-62	14-18 40 19 80 22 8
	.532	.778
#16 LOUISVILLE	fg-a	ft-a reb pf pts ast to
Junior Bridgeman	5-13	3-5 8 1 13 6 0
Bill Butler	2-8	3-4 2 2 7 1 1
Allen Murphy	6-14	1-2 0 4 13 0 0
Terry Howard	3-4	3-3 1 3 9 3 1
Wesley Cox	3-6	2-2 8 4 8 0 3
Danny Brown	5-6	2-2 1 1 12 3 1
Jim Protenic	1-1	0-0 1 1 2 0 0
Tony Kinnaird	0-1	0-0 0 0 0 0 0
Stan Bunton	0-1	0-0 2 4 0 0 1
Jeff Wayne	0-0	0-0 1 0 0 0 2
Billy Harmon	0-0	0-0 0 1 0 0 0
Ike Whitfield	3-8	1-2 1 0 7 1 2
Team Rebounds		7
Totals	28-62	15-20 32 21 71 14 11
	.452	.750
Officials: Crowley and Folsom.		
Technical Fouls: None. Attendance: 10,575.		
Team	1st 2nd Total	Total
#19 Creighton	38 42 80	
#16 Louisville	38 33 71	

NCAA Tournament Teams

1975 NCAA Tournament



Standing (l-r): Assistant Tom Brosnihan, Assistant Gene Harmon, Tom Anderson, Rick Apke, Wayne Groves, Doug Brookins, Mike Heck, Russell Bland, Daryle Heeke, Tim McConnell, Cornell Smith, Head Coach Tom Apke, Assistant Mike Caruso. **Sitting (l-r):** Charles Butler, Brian Long, Randy Eccker, Bob Scrutchens, Paul Dinkins, Kevin Kuehl, Jerry Newell.

20-7 Overall, Independent

After scoring 24 points in the season-opener, junior center Mike Heck died in his sleep December 5 ... senior center Doug Brookins finished fourth nationally with an .882 free throw percentage ... the Bluejays lost to fourth-ranked Maryland at the NCAA Midwest Regional and also played in the Indiana Classic and the Far West Classic ... senior guard Charles Butler shared the team's MVP award with Brookins and earned the Tim Powers Memorial Trophy ... sophomore guard Daryl Heeke shared the team's Most Improved Player award with Cornell Smith after averaging 5.9 ppg ... Smith averaged 9.1 points and 6.3 rebounds.

1975 Creighton (20-7) 79
#4 Maryland (22-6) 83

NCAA Tournament First Round

March 15, 1975 Memorial Coliseum Lubbock, Texas

Defining Moment: Maryland closed the first half on a 15-5 run and led 43-31 at the break.

Key Stat: Seniors Doug Brookins, Charles Butler and Tom Anderson had 56 of Creighton's 79 points.

CREIGHTON	fg-a	ft-a	reb	pf	pts	ast	to	blk	stl	min
Charles Butler	6-16	6-6	5	2	18	2	4	0	0	39
Cornell Smith	1-5	1-4	10	5	3	2	4	0	0	37
Tom Anderson	6-9	1-2	2	4	13	1	5	0	0	38
Doug Brookins	9-20	7-8	5	3	25	0	1	0	1	32
Daryle Heeke	6-11	2-3	2	5	14	1	2	0	1	32
Tim McConnell	1-1	0-0	0	0	2	0	0	0	0	3
Bob Scrutchens	0-1	0-0	0	1	0	0	0	0	0	3
Rick Apke	1-4	2-2	2	1	4	0	2	0	0	16
Team Rebounds			4							
Totals	30-67	19-25	30	21	79	6	18	0	2	200
	.448	.760								

#4 MARYLAND	fg-a	ft-a	reb	pf	pts	ast	to	blk	stl	min
John Lucas	9-15	1-2	3	2	19	2	5	0	0	40
Maurice Howard	7-11	2-3	2	5	16	1	5	0	1	32
Brad Davis	6-9	2-2	0	5	14	2	4	0	1	31
Tom Roy	3-3	0-0	7	5	6	1	1	2	0	26
Owen Brown	8-11	0-3	11	3	16	2	5	1	0	40
Steve Sheppard	3-6	4-5	7	3	10	0	2	0	0	25
Chris Patton	0-0	2-2	0	0	2	0	1	0	0	1
Bill Hahn	0-0	0-2	1	0	0	0	0	0	0	5
Team Rebounds			2							
Totals	36-55	11-19	33	23	83	8	23	3	2	200
	.655	.579								

Technical Fouls: Tom Anderson (CU). **Attendance:** 7,100.

Team	1st	2nd	Total
Creighton	31	48	79
#4 Maryland	43	40	83

1978 NCAA Tournament



Back Row (l-r): Kevin Kuehl, Paul Trieschman, Kevin McKenna, Dan Clausen, Head Coach Tom Apke, Assistant Mike Caruso. **Middle Row (l-r):** Manager LaRohn Latimer, Assistant Tom Brosnihan, John C. Johnson, Paul Dinkins, Randy Eccker, Manager Camilo Alba. **Sitting (l-r):** Dennis Rasmussen, Tim McConnell, Rick Apke, Bill Butrym, Jim Honz, David Wesely.

Missouri Valley Conference Champions 19-9 Overall, 12-4 MVC (1st)

After a 29-year absence, Creighton won the Missouri Valley Conference regular season and tournament titles in its first year back ... the Jays clinched the regular season crown by defeating runner-up Southern Illinois, 62-56, in Carbondale on the last day of the regular season ... Creighton earned a bye to the MVC Tournament championship game, where it downed Larry Bird's Indiana State squad, 54-52, for the third-straight time ... Rick Apke hit a turn-around jumper from the top of the key in the final seconds to seal the title ... Creighton then fell 80-78 to DePaul in the first round of the NCAA Tournament at Wichita State.

1978 Creighton (19-9) 78
#4 DePaul (26-2) 80

NCAA Tournament First Round

March 12, 1978 Levitt Arena Wichita, Kan.

Defining Moment: Creighton led by 20 after 17 minutes, but could not hold on against a red-hot DePaul team that shot 76.9 percent in the second half.

Key Stat: Creighton had 31 assists on 36 baskets, including 20-of-21 first-half buckets.

CREIGHTON	fg-a	ft-a	reb	pf	pts	ast	to	blk	stl
Rick Apke	7-16	0-0	4	3	14	8	3	0	1
David Wesely	7-10	0-0	8	3	14	4	1	0	2
Randy Eccker	5-8	3-6	2	3	13	9	1	0	2
John C. Johnson	2-3	1-2	1	1	5	1	5	0	0
Kevin McKenna	8-9	2-2	1	3	18	6	5	0	2
Kevin Kuehl	5-7	0-1	5	2	10	2	5	0	0
Tim McConnell	2-3	0-0	2	1	4	1	0	0	0
Team Rebounds			7						
Totals	36-56	6-11	30	16	78	31	20	0	7
	.643	.545							


#4 DEPAUL	fg-a	ft-a	reb	pf	pts	ast	to	blk	stl
Joe Ponsetto	4-9	2-2	7	2	10	4	3	1	0
Dave Corzine	9-14	1-2	11	2	19	2	4	1	1
Curtis Watkins	7-10	0-1	3	5	14	2	1	0	2
Randy Ramsey	7-12	1-1	3	3	15	5	0	1	3
Gary Garland	7-13	6-7	2	3	20	7	3	0	4
Clyde Bradshaw	0-2	0-0	0	2	0	0	1	0	0
William Dise	0-5	2-4	0	0	2	1	0	0	1
Team Rebounds			2						
Totals	34-65	12-17	31	17	80	21	12	3	11
	.523	.706							

Technical Fouls: None. **Attendance:** 10,582.

Team	1st	2nd	Total	1stFG%	2ndFG%	Total%
Creighton	48	30	78	.724	.556	.643
#4 DePaul	34	46	80	.359	.769	.523

NCAA Tournament Teams

1981 NCAA Tournament



Standing (l-r): Head Coach Tom Apke, Assistant Tom Brosnihan, John Berigan, Tony Pruitt, Daryl Stovall, Alex Stivrins, Michael Johnson, Mark Jones, Assistant Mike Caruso. Kneeling (l-r): Paul Trieschman, Kevin Ross, Jim Honz, George Morrow, Joe Bresnahan, Richard Bates, Kevin McKenna.

21-9 Overall, 11-5 MVC (Tie-2nd)

After beating Indiana State and Tulsa at home in MVC Tournament preliminary games, the Bluejays gained an automatic berth into the NCAA Tournament by downing Antoine Carr and Cliff Levingston's Wichita State team in the Valley Tournament championship game at Levitt Arena in Wichita, Kan. ... playing at Dayton Arena in Dayton, Ohio, Creighton dropped its third-straight first-round NCAA Tournament contest by falling, 59-57, to Saint Joseph's (Pa.) ... George Morrow earned First Team All-MVC honors, while Kevin McKenna was tabbed for the Second Team.

1981		Saint Joseph's (23-7)		59							
		Creighton (21-9)		57							
NCAA Tournament First Round											
March 12, 1981		Univ. of Dayton Arena		Dayton, Ohio							
Defining Moment: Freshman center Tony Costner sank two free throws with three seconds left to lift the Hawks to victory.											
Key Stat: Creighton led 50-44 with 7:42 left but did not make another field goal until 1:10 remained.											
SAINT JOSEPH'S		fg-a	ft-a	reb	pf	pts	ast	to	blk	stl	min
Marcellus Williams	2-5	3-4	5	4	7	1	1	2	0	25
John Smith	8-11	4-5	10	4	20	3	2	0	0	37
Tony Costner	8-10	2-2	11	4	18	3	3	0	1	38
Jeffrey Clark	0-2	2-2	1	2	2	3	4	0	3	25
Bryan Warrick	4-15	0-3	5	2	8	6	1	0	2	32
Bill Mitchell	0-1	0-0	0	1	0	0	0	0	0	23
Lonnie McFarlan	2-9	0-0	2	1	4	2	3	0	1	17
Steve Kearney	0-0	0-0	0	1	0	0	0	0	0	3
Team Rebounds			5							
Totals	24-53	11-16	39	19	59	18	14	2	7	200
		.453	.688								
CREIGHTON		fg-a	ft-a	reb	pf	pts	ast	to	blk	stl	min
Alex Stivrins	1-4	0-0	2	2	2	2	2	0	0	32
Daryl Stovall	3-9	0-0	4	1	6	3	0	2	0	36
George Morrow	4-12	9-10	14	5	17	2	5	1	0	39
Tony Pruitt	4-9	3-4	1	2	11	3	3	0	0	34
Kevin McKenna	7-13	4-4	4	4	18	2	3	0	0	38
Paul Trieschman	0-0	2-2	0	1	2	0	0	0	0	8
Kevin Ross	0-2	1-2	2	1	1	1	0	0	0	13
Team Rebounds			1							
Totals	19-49	19-22	28	16	57	13	13	3	0	200
		.388	.864								
Officials: Hank Nichols, George Solomon, Willie Medhuesen.											
Technical Fouls: None. Attendance: 13,252.											
Team	1st	2nd	Total	1stFG%	2ndFG%	Total%	Deadball				
Saint Joseph's	24	35	59	.379	.542	.453	3				
Creighton	25	32	57	.333	.440	.388	0				

1989 NCAA Tournament



Standing (l-r): Lisa Gordy, Dr. Lee C. Bevilacqua, Latrell Wrightsell, Troy Bell, Bob Harstad, Todd Eisner, Bill O'Dowd, Chad Gallagher, Tony Ball, Matt Roggenburk, Chris Rodgers, Porter Moser, Kevin Johnson, Ed Molitor. Sitting (l-r): Kevin Hurley, James Farr, Rick Johnson, Brad Dunn, Tony Barone, Dick Fick, Reggie Morris, Duan Cole, Wayne Wagner.

Missouri Valley Conference Champions 20-11 Overall, 11-3 MVC (1st)

Picked to finish seventh in the preseason, the Bluejays opened 5-0 in MVC play and rolled to their first regular season crown since 1977-78 ... the Bluejays went on to win the MVC Tourney, downing Southern Illinois, 79-77, in the title game ... despite holding a 39-37 halftime lead against Missouri in the first round of the NCAA Tournament in Dallas, the Tigers outscored Creighton 24-7 down the stretch to oust the Bluejays ... head coach Tony Barone was voted Coach of the Year by both the MVC and District 12 ... James Farr, Chad Gallagher and Bob Harstad all earned First Team All-MVC honors and Gallagher was voted the MVP of the league tournament ... Farr also received Second-Team UPI Small All-America accolades.

1989		Creighton (20-11)		69								
		#6 Missouri (28-7)		85								
NCAA Tournament First Round												
March 17, 1989		Reunion Arena		Dallas, Texas								
Defining Moment: Missouri shot 57.6 percent after intermission, outscoring Creighton 48-30 in the second half en route to victory.												
Key Stat: Byron Irvin had a game-high 25 points and team-best five assists to help Missouri to the win.												
CREIGHTON		fg-a	3fg-a	ft-a	reb	pf	pts	ast	to	blk	stl	min
Porter Moser	2-4	1-1	1-1	0	3	6	0	2	0	1	13
Bob Harstad	3-11	0-0	1-2	5	3	7	0	1	0	0	23
Chad Gallagher	11-16	0-0	0-0	8	2	22	0	0	1	1	39
James Farr	5-11	2-5	0-0	5	2	12	5	2	0	0	40
Todd Eisner	4-7	3-6	0-0	3	5	11	9	6	0	1	29
Kevin Johnson	0-1	0-1	0-0	0	0	0	0	0	0	0	1
Ed Molitor	0-0	0-0	0-0	0	0	0	0	0	0	0	1
Tony Ball	0-0	0-0	0-0	2	0	0	0	0	0	0	1
Matt Roggenburk	2-8	1-5	0-0	2	2	5	2	2	1	1	33
Latrell Wrightsell	0-0	0-0	0-0	0	1	0	1	0	0	0	1
Troy Bell	1-3	0-0	4-4	3	1	6	2	0	0	0	17
Bill O'Dowd	0-1	0-0	0-0	1	1	0	0	0	0	0	1
Dave Mohr	0-0	0-0	0-0	0	0	0	0	0	0	0	1
Totals	28-62	7-18	6-7	29	20	69	19	13	2	4	200
		.452	.389	.857								
#6 MISSOURI		fg-a	3fg-a	ft-a	reb	pf	pts	ast	to	blk	stl	min
Doug Smith	7-13	1-1	3-4	5	2	18	1	0	1	0	25
Mike Sandbothe	0-3	0-0	0-0	5	4	0	2	1	0	0	20
Gary Leonard	5-8	0-0	0-1	6	2	10	0	2	3	2	28
Lee Coward	6-11	2-5	1-2	5	0	15	4	2	0	0	34
Byron Irvin	9-15	2-4	5-6	4	0	25	5	3	0	1	38
Nathan Buntin	1-2	0-1	0-0	2	0	2	0	0	0	0	7
Greg Church	5-8	0-0	3-5	5	2	13	0	2	1	0	24
Anthony Peeler	0-4	0-0	2-2	2	1	2	2	0	1	0	24
Team Rebounds			4								
Totals	33-64	5-11	14-20	38	11	85	14	10	6	3	200
		.516	.455	.700								
Officials: Clougherty, Samford, Stupin. Technical Fouls: None.												
Team	1st	2nd	Total	1stFG%	2ndFG%	Total%	Deadball					
Creighton	39	30	69	.577	.361	.452	3					
#6 Missouri	37	48	85	.452	.576	.516	2					

NCAA Tournament Teams


1991 NCAA Tournament



Standing (l-r): Chris Rodgers, Bob Harstad, Todd Geyer, Jerry Vanderheydt, Bill O'Dowd, Chad Gallagher, Darin Plautz. Sitting (l-r): Duan Cole, Johnnie Williams, Todd Eisner, Latrell Wrightsell, Matt Petty, Dennis Halligan, Greg Everett and Derek Bain.

Missouri Valley Conference Champions 24-8 Overall, 12-4 MVC (1st)

The 1990-91 Bluejays won a then school-record 24 games, while becoming the first team in school history to win at least 20 games in three straight years ... the Bluejays rode an eight-game winning streak to a one-game victory in the Valley regular season race, as well as the MVC Tournament title and a victory against New Mexico State in the first round of the NCAA Tournament in Salt Lake City, Utah ... Seton Hall then ended Creighton's run in the second round with an 81-69 victory against the Bluejays ... senior center Chad Gallagher was named the MVC's Most Valuable Player and was joined on the First Team by senior forward Bob Harstad ... the "Dynamic Duo," Harstad and Gallagher ended their playing careers as the top two scorers in school history.



Creighton's five-man senior class included Chad Gallagher (back left), Todd Eisner (back middle), Bill O'Dowd (back right), Darin Plautz (front left) and Bob Harstad (front right).

1991		Creighton (24-7)	64								
		#15 New Mexico State (23-6)	56								
NCAA Tournament First Round											
March 14, 1991		Huntsman Center	Salt Lake City, Utah								
Defining Moment: Twin towers Bob Harstad and Chad Gallagher combined for 31 points, 30 rebounds and four blocked shots, helping CU outrebound the Aggies 45-37.											
Key Stats: Creighton held New Mexico State to 30.8 percent shooting from the field, including a 21.9 percent mark in the first half. Creighton's 24th win was a school-record at the time.											
CREIGHTON	fg-a	3fg-a	ft-a	reb	pf	pts	ast	to	blk	stl	min
Bob Harstad	5-11	0-0	3-6	16	3	13	1	4	0	1	37
Darin Plautz	0-1	0-1	0-0	3	1	0	3	0	2	0	12
Chad Gallagher	9-17	0-0	0-0	14	2	18	0	1	4	1	37
Matt Petty	1-2	1-2	0-0	1	0	3	1	1	0	0	16
Duan Cole	6-12	3-4	2-2	1	1	17	4	3	0	2	37
Todd Eisner	1-9	1-8	2-2	1	4	5	4	3	0	2	32
Latrell Wrightsell	1-3	0-0	6-8	6	0	8	7	1	0	2	27
Chris Rodgers	0-1	0-0	0-0	0	1	0	0	0	0	0	2
Team Rebounds				3							
Totals	23-56	5-15	13-18	45	12	64	20	13	6	8	200
	.411	.333	.722								
#15 NEW MEXICO ST.	fg-a	3fg-a	ft-a	reb	pf	pts	ast	to	blk	stl	min
Reggie Jordan	2-7	0-0	1-2	3	3	5	2	0	0	1	25
Tracy Mare	3-8	0-0	0-0	13	2	6	0	0	2	1	33
Michael New	4-10	1-2	0-1	9	1	9	1	6	1	0	37
Randy Brown	3-7	1-2	5-6	3	5	12	4	2	1	1	30
William Benjamin	2-9	1-3	0-0	1	2	5	5	2	0	2	32
Terry Bennett	3-13	3-11	0-0	0	1	9	0	0	0	0	13
Ron Putzi	2-7	2-6	0-0	0	1	6	0	2	1	0	16
Chris Hickman	1-4	0-0	2-2	6	4	4	0	2	1	0	14
Team Rebounds				2							
Totals	20-65	8-24	8-11	37	19	56	12	14	6	5	200
	.308	.333	.727								
Officials: Burr, Shapiro, Howell.											
Technical Fouls: None. Attendance: 12,276.											
Team	1st	2nd	Total	1stFG%	2ndFG%	Total%	Deadball				
Creighton	24	40	64	.345	.481	.411	3				
#15 New Mexico St.	19	37	56	.219	.394	.308	1				

1991		Creighton (24-8)	69								
		#13 Seton Hall (24-8)	81								
NCAA Tournament Second Round											
March 16, 1991		Huntsman Center	Salt Lake City, Utah								
Defining Moment: Terry Dehere had 28 points on 12-of-18 shooting in 32 minutes of play for Seton Hall.											
Key Stat: Seton Hall shot 64.3 percent in the second half, outscoring CU 50-37 after break.											
CREIGHTON	fg-a	3fg-a	ft-a	reb	pf	pts	ast	to	blk	stl	min
Bob Harstad	6-16	0-0	1-3	8	3	13	0	1	0	0	34
Darin Plautz	2-8	1-5	2-2	7	2	7	4	3	1	1	31
Chad Gallagher	8-16	1-2	0-0	12	1	17	4	3	2	0	38
Matt Petty	3-9	3-7	0-0	3	4	9	3	3	0	0	17
Duan Cole	2-3	1-2	2-2	0	2	7	0	3	0	0	27
Johnnie Williams	0-0	0-0	0-0	0	0	0	0	0	0	0	2
Todd Eisner	2-3	2-3	0-0	0	2	6	0	2	0	0	11
Latrell Wrightsell	3-8	1-2	3-4	1	3	10	9	2	0	1	34
Bill O'Dowd	0-0	0-0	0-0	0	0	0	0	0	0	0	2
Chris Rodgers	0-1	0-0	0-0	2	0	0	0	0	0	0	4
Team Rebounds				2							
Totals	26-64	9-21	8-11	35	19	69	20	17	3	2	200
	.406	.429	.727								
#13 SETON HALL	fg-a	3fg-a	ft-a	reb	pf	pts	ast	to	blk	stl	min
Gordon Winchester	6-9	0-0	0-0	5	2	12	4	4	0	0	31
Arturas Karnishovas	1-3	0-2	4-4	5	3	6	4	0	0	1	23
Anthony Avent	7-15	0-0	3-6	11	0	17	3	2	3	2	30
Oliver Taylor	4-7	1-3	0-0	1	2	9	3	1	0	2	25
Terry Dehere	12-18	4-7	0-1	3	2	28	0	2	0	2	32
Bryan Caver	2-3	0-1	3-6	2	0	7	3	1	2	0	19
Daryl Crist	0-0	0-0	0-1	0	0	0	0	1	0	0	4
Jerry Walker	0-3	0-0	2-2	7	4	2	2	1	3	1	22
Assaf Barnes	0-0	0-0	0-0	1	1	0	0	2	1	0	11
Chris Davis	0-1	0-0	0-0	0	1	0	0	1	1	0	3
Team Rebounds				2							
Totals	32-59	5-13	12-20	37	15	81	19	15	10	8	200
	.542	.385	.600								
Officials: Tanner, Herring, Pattillo.											
Technical Fouls: None. Attendance: 14,869.											
Team	1st	2nd	Total	1stFG%	2ndFG%	Total%	Deadball				
Creighton	32	37	69	.423	.395	.406	1				
#13 Seton Hall	31	50	81	.452	.643	.542	3				

NCAA Tournament Teams

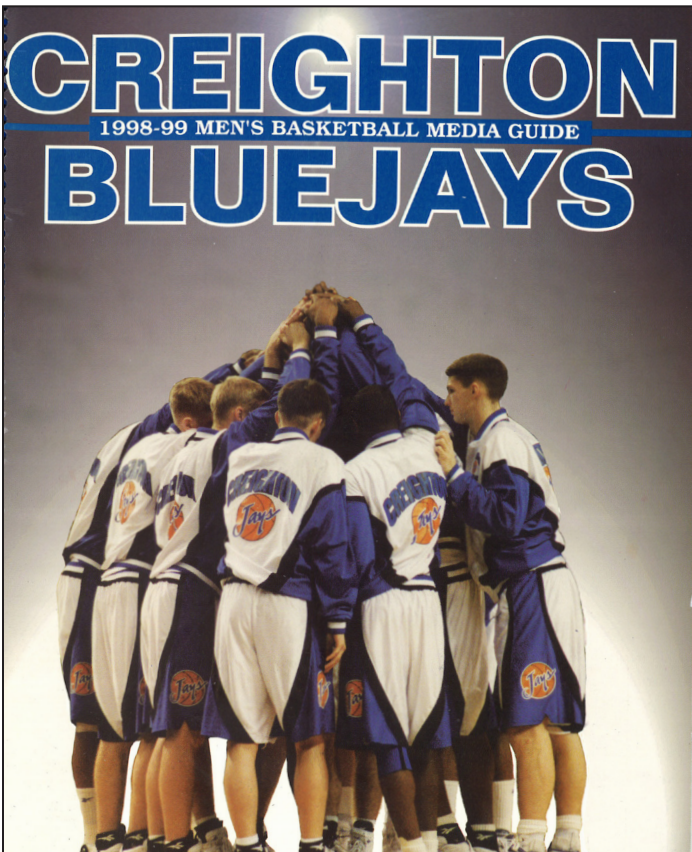
1999 NCAA Tournament



Standing (l-r): Justin Haynes, John Klein, Donnie Johnson, Alan Huss, Doug Swenson, Nerijus Karlikanovas, Rodney Buford, Cliff Bates, Matt West. **Sitting (l-r):** Dan Kolder, Jason Ourada, Corie Brandon, Ryan Sears, Ben Walker.

Missouri Valley Conference Champions 22-9 Overall, 11-7 MVC (Tie-2nd)

Led by senior Rodney Buford, who became the school's all-time leading scorer with 2,116 points, the Bluejays won their fifth MVC tourney title to secure a spot in the NCAA Tournament, where 10th-seeded Creighton defeated No. 7 Louisville, 62-58, in the first round of the South Region ... an early 6-0 start was highlighted by a 75-73 win at Iowa, the Hawkeyes' lone setback in their first 14 games ... Dana Altman became just the third coach in the MVC's 92-year history to have led his team to an improved overall record five straight years ... Buford became just the third player in league history to be named to the All-MVC squad in four seasons ... he was also named Honorable Mention All-America by the AP ... senior Doug Swenson would be named to the MVC All-Defensive Team, as well as Honorable Mention All-Valley ... sophomore Ryan Sears joined Swenson on the Honorable Mention squad.



Creighton's 1999 team started a program-record streak of five consecutive NCAA Tournament appearances.

1999		Creighton (22-8)	62								
		Louisville (19-11)	58								
NCAA Tournament First Round											
March 11, 1999		Orlando Arena	Orlando, Fla.								
Defining Moment: Ben Walker's three-point shot with 3:05 left gave Creighton its first lead of the game at 49-47. A trey by Rodney Buford with 2:13 remaining gave CU the lead for good at 52-49.											
Key Stat: Creighton made 13-of-14 free throw attempts for the game, including 10-of-10 in the final 92 seconds to ice the win.											
CREIGHTON	fg-a	3fg-a	ft-a	reb	pf	pts	ast	to	blk	stl	min
Rodney Buford	6-21	1-6	0-0	8	2	13	1	3	0	5	37
Donnie Johnson	3-3	0-0	0-0	4	2	6	0	0	0	0	19
Doug Swenson	4-5	0-0	3-3	2	2	11	0	4	0	1	25
Ben Walker	5-12	1-1	5-5	5	4	16	1	3	0	0	27
Ryan Sears	1-3	0-2	4-4	3	1	6	7	4	0	3	39
Corie Brandon	0-4	0-3	1-2	1	1	1	0	1	0	1	16
Justin Haynes	0-1	0-0	0-0	0	0	0	0	0	0	0	4
Nerijus Karlikanovas	4-5	1-2	0-0	7	0	9	0	1	0	0	32
Team Rebounds				1							
Totals	23-54	3-14	13-14	31	12	62	9	16	0	10	199
	.426	.214	.929								
LOUISVILLE	fg-a	3fg-a	ft-a	reb	pf	pts	ast	to	blk	stl	min
Tony Williams	8-14	3-6	2-3	4	1	21	2	7	0	1	32
Nate Johnson	7-11	0-1	0-0	0	4	14	2	1	2	2	32
Alex Sanders	1-5	1-3	0-0	7	3	3	1	2	0	0	26
Marques Maybin	4-7	0-1	0-0	6	4	8	5	6	0	3	32
Cameron Murray	1-5	0-1	2-3	1	3	4	3	3	0	2	37
Eric Johnson	1-4	1-3	0-0	5	3	3	1	1	0	0	16
Dion Edward	1-1	0-0	1-2	2	0	3	0	1	0	2	15
Kevin Smiley	1-2	0-0	0-1	2	0	2	1	0	0	0	10
Team Rebounds				3							
Totals	24-49	5-15	5-9	30	18	58	15	21	2	10	200
	.490	.333	.556								
Officials: Bob Donato, Raymond Perone, Andy Rios.											
Technical Fouls: None. Attendance: 10,032.											
Team	1st	2nd	Total	1stFG%	2ndFG%	Total%	Deadball				
Creighton	23	39	62	.379	.480	.426	0				
Louisville	31	27	58	.500	.478	.490	0				

1999		Creighton (22-9)	63								
		#5 Maryland (28-5)	75								
NCAA Tournament Second Round											
March 13, 1999		Orlando Arena	Orlando, Fla.								
Defining Moment: Creighton trailed 67-57 with 5:05 left but missed their next five field goal attempts and had two turnovers as Maryland built up its lead.											
Key Stat: Rodney Buford had 13 points in his final game to become Creighton's all-time leading scorer.											
CREIGHTON	fg-a	3fg-a	ft-a	reb	pf	pts	ast	to	blk	stl	min
Rodney Buford	5-17	1-6	2-2	6	4	13	2	0	1	1	33
Donnie Johnson	4-6	0-0	5-10	5	3	13	0	2	1	0	19
Doug Swenson	2-5	0-1	1-2	5	5	5	1	3	3	1	23
Ben Walker	6-7	3-4	0-0	4	5	15	1	4	0	0	25
Ryan Sears	1-9	1-8	0-0	2	2	3	7	2	0	5	37
Corie Brandon	1-8	1-6	6-6	2	2	9	4	3	0	6	28
Dan Kolder	0-0	0-0	0-0	0	0	0	0	0	0	0	0+
Cliff Bates	0-0	0-0	0-0	0	0	0	0	0	0	0	0+
John Klein	0-0	0-0	0-0	0	0	0	0	0	0	0	0+
Alan Huss	0-0	0-0	0-0	0	0	0	0	0	0	0	0+
Justin Haynes	0-0	0-0	0-0	3	2	0	0	1	0	0	8
Nerijus Karlikanovas	2-9	1-7	0-0	1	0	5	0	4	0	1	27
Team Rebounds				4							
Totals	21-61	7-32	14-20	32	23	63	15	19	5	14	200
	.344	.219	.700								
#5 MARYLAND	fg-a	3fg-a	ft-a	reb	pf	pts	ast	to	blk	stl	min
Laron Profit	1-11	0-2	4-4	2	3	6	2	2	0	0	32
Terrence Morris	6-11	1-4	7-8	12	3	20	5	4	3	2	36
Lonny Baxter	6-9	0-0	4-7	4	4	16	0	0	0	0	14
Terrell Stokes	1-2	1-1	0-0	5	3	3	3	4	0	2	31
Steve Francis	5-10	1-2	7-9	13	2	18	2	7	1	4	36
Juan Dixon	3-5	1-2	0-0	1	1	7	0	0	0	0	13
Danny Miller	1-6	0-2	2-2	4	3	4	1	4	0	3	24
Mike Mardesich	0-2	0-0	1-2	3	2	1	0	2	1	0	14
Team Rebounds				4							
Totals	23-56	4-13	25-32	48	21	75	13	23	5	11	200
	.411	.308	.781								
Officials: Bob Donato, Ed Hightower, Tom Eades.											
Technical Fouls: None. Attendance: 14,959.											
Team	1st	2nd	Total	1stFG%	2ndFG%	Total%	Deadball				
Creighton	32	31	63	.379	.313	.344	4				
#5 Maryland	45	30	75	.412	.409	.411	2				

NCAA Tournament Teams

2000 NCAA Tournament



Standing (l-r): Justin Haynes, Michael Lindeman, Kyle Korver, Joe Dabbert, Livan Pyfrom, Alan Huss, Donnie Johnson, Mike Grimes, John Klein. Sitting (l-r): Ryan Sears, Brett Angner, Dan Kolder, Matt West, Terrell Taylor, Ben Walker, Jevin Budde.

Missouri Valley Conference Champions 23-10 Overall, 11-7 MVC (4th)

The Bluejays won their first nine games of the season, and then won nine of their final 12 regular-season games, to earn their second straight automatic berth into the NCAA Tournament ... the Bluejays were the 10th seed at the NCAA Midwest Regional, where they lost to seventh-seeded Auburn, 72-69 ... Creighton set an MVC record with 289 treys on the season and finished second in the nation in three-point field goal percentage (.416) ... five Bluejay players were among the league's top seven for three-point accuracy ... guards Ryan Sears and Ben Walker were both named Second Team All-MVC and were on the All-MVC Tournament team ... Sears also earned MVP honors at the league tournament ... Kyle Korver and Terrell Taylor were both named to the MVC's All-Newcomer, All-Bench and All-Freshman teams.

2000 Creighton (23-10) 69
#24 Auburn (24-9) 72

NCAA Tournament First Round

March 16, 2000 H.H.H. Metrodome Minneapolis, Minn.

Defining Moment: Creighton trailed 72-63 with 12.8 seconds left when Auburn inserted manager Jimbo Tolbert. Creighton made back-to-back three-pointers to claw within three, only to have a game-tying trey by Ben Walker blocked at the buzzer.

Key Stat: Creighton had 18 fouls to Auburn's nine, and hit just 3-of-7 at the free-throw line.

CREIGHTON	fg-a	3fg-a	ft-a	reb	pf	pts	ast	to	blk	stl	min
Matt West	1-3	1-2	0-0	1	0	3	0	0	0	0	22
Donnie Johnson	2-6	0-0	0-0	0	4	4	2	2	0	0	18
Alan Huss	1-6	0-1	0-0	5	2	2	2	0	0	0	21
Ben Walker	6-13	1-3	0-0	5	1	13	0	1	0	1	32
Ryan Sears	6-12	4-10	2-5	4	2	18	8	0	0	2	38
Dan Kolder	0-0	0-0	0-0	0	0	0	0	0	0	0	1
Terrell Taylor	4-6	3-5	0-0	1	4	11	1	1	1	0	14
Kyle Korver	4-13	2-10	0-0	2	1	10	3	0	1	2	28
Livan Pyfrom	1-2	0-0	1-2	1	1	3	0	1	0	1	9
Justin Haynes	2-4	1-1	0-0	4	3	5	0	1	1	0	17
Team Rebounds	6										
Totals	27-65	12-32	3-7	29	18	69	16	6	3	8	200
	.415	.375	.429								

#24 AUBURN	fg-a	3fg-a	ft-a	reb	pf	pts	ast	to	blk	stl	min
Mack McGadney	6-11	2-4	1-3	3	1	15	2	0	1	0	33
Mamadou N'Diaye	4-5	0-0	7-9	11	1	15	2	1	2	1	32
Jay Heard	2-4	2-3	0-0	1	1	6	0	1	1	0	14
Daymeon Fishback	6-9	4-5	0-0	6	1	16	1	3	0	0	32
Doc Robinson	3-10	1-3	2-2	6	2	9	6	1	0	0	33
Marquis Daniels	2-4	1-2	0-1	0	0	5	0	3	0	0	14
Scott Pohlman	2-7	1-4	1-1	2	2	6	1	3	0	0	26
Reggie Sharp	0-0	0-0	0-0	4	1	0	0	1	0	0	16
Jimbo Tolbert	0-0	0-0	0-0	0	0	0	1	1	0	0	0+
Team Rebounds	5										
Totals	25-50	11-21	11-16	38	9	72	12	15	4	1	200
	.500	.524	.688								

Officials: Donnee Gray, Reggie Greenwood, Andy Rios.

Technical Fouls: None. Attendance: 22,013.

Team	1st	2nd	Total	1stFG%	2ndFG%	Total%	Deadball
Creighton	25	44	69	.345	.472	.415	2
#24 Auburn	40	32	72	.615	.375	.500	3

2001 NCAA Tournament



Standing (l-r): Justin Haynes, Mike Grimes, Alan Huss, Livan Pyfrom, Joe Dabbert, Kyle Korver, Michael Lindeman. Sitting (l-r): John Klein, Brett Angner, Ben Walker, Ryan Sears, Terrell Taylor, Ismael Caro.

Missouri Valley Conference Champions 24-8 Overall, 14-4 MVC (1st)

With All-MVC guards Ben Walker and Ryan Sears returning for their fourth season in the backcourt, the Bluejays were the consensus favorite to win the conference title ... the win at Nebraska was Creighton's first in Lincoln since 1932 ... the Bluejays won their final 10 regular season games and made it 11 straight with a first-round win against Missouri State at the State Farm MVC Tournament ... Creighton's RPI of 23 was strong enough to help it earn an at-large berth ... the 10th-seeded Bluejays dropped a 69-56 decision to No. 7 seed Iowa ... Sears set new school records for career assists (570) and steals (283), the latter of which is also an MVC record, to earn First Team All-MVC honors ... Walker and Kyle Korver were named Second Team All-MVC ... Korver made 100 three-pointers and led the team in scoring (14.6 ppg) ... Dana Altman was named the Rawlings MVC Coach of the Year.

2001 Creighton (24-8) 56
#24 Iowa (23-11) 69

NCAA Tournament First Round

March 15, 2001 Nassau Coliseum Uniondale, N.Y.

Defining Moment: After Creighton opened the second half with a 12-0 run, Iowa answered with a 26-8 spurt to put the game away.

Key Stat: Creighton made just 1-of-15 three-point shots after intermission.

CREIGHTON	fg-a	3fg-a	ft-a	reb	pf	pts	ast	to	blk	stl	min
Terrell Taylor	3-8	1-5	0-0	2	2	7	2	1	0	0	25
Kyle Korver	2-13	4-5	7	4	10	1	2	1	0	0	34
Alan Huss	3-3	0-0	0-0	1	5	6	1	1	1	0	15
Ben Walker	5-13	0-3	1-1	9	4	11	1	2	0	1	30
Ryan Sears	3-11	2-7	0-0	0	3	8	4	3	0	2	40
Ismael Caro	0-1	0-0	0-0	1	0	0	0	0	0	0	4
Brett Angner	0-1	0-0	0-0	0	1	0	0	0	0	0	1
Joe Dabbert	0-0	0-0	0-0	0	0	0	0	0	0	0	1
Michael Lindeman	1-1	0-0	0-0	4	3	2	1	0	0	0	1
John Klein	0-0	0-0	0-0	0	2	0	0	0	0	0	7
Livan Pyfrom	4-8	0-0	3-4	7	1	11	1	2	1	0	21
Mike Grimes	0-4	0-0	1-2	3	1	1	0	1	0	0	3
Justin Haynes	0-0	0-0	0-0	2	0	0	0	0	0	0	5
Team Rebounds	3										
Totals	21-63	5-28	9-12	37	28	56	11	12	3	3	200
	.333	.179	.750								

#24 IOWA	fg-a	3fg-a	ft-a	reb	pf	pts	ast	to	blk	stl	min
Glen Worley	3-6	0-0	6-6	4	5	12	0	4	0	0	30
Duez Henderson	5-7	2-3	4-5	4	1	16	0	2	1	0	36
Reggie Evans	3-8	0-0	13-15	7	3	19	1	4	0	0	30
Brody Boyd	1-5	0-3	1-2	3	0	3	3	0	0	1	29
Dean Oliver	5-17	1-5	4-5	6	1	15	4	1	0	2	39
Jared Reiner	0-1	0-0	0-0	1	1	0	0	0	0	0	4
Rod Thompson	0-1	0-0	0-0	1	1	0	0	2	0	0	4
Kyle Galloway	0-0	0-0	2-2	1	0	2	0	0	0	0	3
Jason Smith	0-0	0-0	0-0	3	1	0	0	0	0	0	15
Cortney Smith	0-0	0-0	0-0	1	1	0	0	0	0	0	2
Sean Sonderleiter	1-1	0-0	0-0	1	1	2	0	0	1	0	8
Team Rebounds	6										
Totals	18-46	3-11	30-35	38	15	69	8	13	2	3	200
	.391	.273	.857								

Officials: Mike Kitts, Jim Stupin, Terry Wymer. Technical Fouls: None. Attendance: 9,086.

Team	1st	2nd	Total	1stFG%	2ndFG%	Total%	Deadball
Creighton	30	26	56	.400	.273	.333	1
#24 Iowa	32	37	69	.440	.333	.391	2

NCAA Tournament Teams

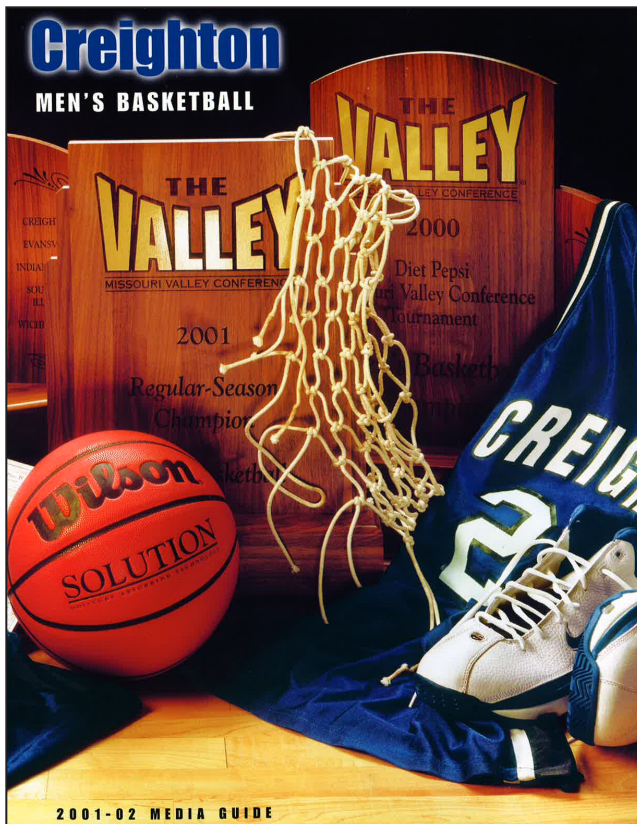
2002 NCAA Tournament



Standing (l-r): Mike Grimes, Kyle Korver, Joe Dabbert, Brody Deren, Dan Bresnahan, Michael Lindeman. Sitting (l-r): Jimmy Motz, Terrell Taylor, Ismael Caro, Tyler McKinney, DeAnthony Bowden, Larry House.

Missouri Valley Conference Champions 23-9 Overall, 14-4 MVC (Tie-1st)

Creighton claimed a share of their second consecutive regular-season title ... the Bluejays won the MVC Tournament title by downing co-champ Southern Illinois in the final, 84-76 ... Creighton's season got off to a 3-0 start for the fourth straight season, including a 94-91 double-overtime win over #17 Western Kentucky ... Creighton opened up MVC play with a 9-1 start ... Creighton upset #14 Florida in round one of the NCAA Tournament, 83-82 in double-overtime on Terrell Taylor's three-pointer with 0.2 seconds left ... Kyle Korver was named MVC Player of the Year and MVC Tournament MVP ... Brody Deren was named Second Team All-MVC and Taylor was picked Honorable Mention All-MVC and Sixth Man of the Year ... Deren and Michael Lindeman were named to the league's Scholar-Athlete teams while Lindeman was also an Academic All-District selection ... Dana Altman was named the Rawlings MVC Coach of the Year ... Korver led the Jays in scoring, rebounding, assists and steals while Deren led the team in blocked shots.



Creighton's 2001-02 team won both the MVC regular-season and Tournament titles, while also defeating No. 15 Florida in the NCAA Tournament.

2002		Creighton (23-8)		83							
		#15 Florida (22-9)		82 (2OT)							
NCAA Tournament First Round											
March 15, 2002		United Center		Chicago, Ill.							
Defining Moment: Creighton's Terrell Taylor drained his eighth three-pointer of the game with 0.2 seconds left in double-overtime to give Creighton the 83-82 win.											
Key Stat: Creighton's Terrell Taylor had all 28 of his points after halftime.											
CREIGHTON	fg-a	3fg-a	ft-a	reb	pf	pts	ast	to	blk	stl	min
Michael Lindeman	4-7	1-1	0-0	3	2	9	2	2	0	1	32
Kyle Korver	4-12	4-9	4-4	6	5	16	3	4	0	1	37
Brody Deren	3-4	0-0	0-3	3	5	6	0	0	1	0	20
Larry House	1-5	0-1	0-0	0	0	2	0	1	0	1	12
Tyler McKinney	1-3	0-2	0-0	2	3	2	5	2	0	0	28
DeAnthony Bowden	1-4	0-2	3-4	3	0	5	4	2	0	0	22
Ismael Caro	1-2	0-0	0-0	4	2	2	4	3	0	1	21
Joe Dabbert	1-3	0-0	1-2	3	4	3	0	0	1	0	16
Terrell Taylor	10-20	8-15	0-0	4	1	28	4	3	1	0	40
Mike Grimes	4-8	0-0	2-2	7	2	10	0	2	0	0	22
Team Rebounds				13				3			
Totals	30-68	13-30	10-15	48	24	83	22	22	3	4	250
	.441	.433	.667							Deadball Rebounds: 2	
#15 FLORIDA	fg-a	3fg-a	ft-a	reb	pf	pts	ast	to	blk	stl	min
Matt Bonner	4-11	1-3	1-1	4	3	10	1	2	0	0	39
Bonnell Colas	3-3	0-0	0-0	4	3	6	0	4	0	0	13
Udonis Haslem	6-10	0-0	8-15	7	4	20	2	2	0	2	31
Brett Nelson	4-19	2-10	3-3	2	1	13	3	1	2	2	47
Justin Hamilton	2-6	1-3	1-2	3	1	6	6	4	0	0	45
Orien Greene	1-5	0-0	2-2	2	4	4	4	1	0	2	32
James White	3-5	3-4	0-0	1	3	9	1	1	0	1	11
LaDarius Halton	2-4	1-2	0-0	1	1	5	0	1	0	1	7
David Lee	2-3	0-0	5-6	8	0	9	3	0	1	2	23
Ronnie King	0-0	0-0	0-0	0	1	0	0	0	0	0	2
Team Rebounds				7				1			
Totals	27-66	8-22	20-29	39	21	82	20	17	3	10	250
	.409	.364	.690							Deadball Rebounds: 2	
Officials: Tom Rucker, Michael Scypers, Jim Stupin.											
Technical Fouls: None. Attendance: 21,700											
Team	1st	2nd	OT	2OT	Total	1stFG%	2ndFG%	Total%			
Creighton	31	38	4	10	83	.393	.560	.441			
#15 Florida	38	31	4	9	82	.467	.333	.409			

2002		Creighton (23-9)		60							
		#13 Illinois (26-8)		72							
NCAA Tournament Second Round											
March 17, 2002		United Center		Chicago, Ill.							
Defining Moment: Creighton trailed by three with 10:09 left before the Illini went on a 12-0 run.											
Key Stat: Illinois' All-American point guard Frank Williams scored all 20 of his points in the second half.											
CREIGHTON	fg-a	3fg-a	ft-a	reb	pf	pts	ast	to	blk	stl	min
Michael Lindeman	2-3	0-0	3-3	5	0	7	3	0	0	0	15
Kyle Korver	4-6	3-5	3-3	3	3	14	5	4	0	1	37
Brody Deren	3-7	0-0	0-0	2	1	6	0	3	1	0	17
Larry House	1-6	0-0	0-0	3	2	2	0	2	0	2	18
Tyler McKinney	1-5	1-4	0-0	2	4	3	1	0	0	2	22
DeAnthony Bowden	1-4	1-2	0-0	3	4	3	2	3	0	1	19
Ismael Caro	1-6	1-2	0-0	2	0	3	1	1	0	0	18
Joe Dabbert	1-3	1-1	1-2	1	2	4	0	0	0	0	6
Terrell Taylor	4-14	2-9	0-0	5	1	10	2	2	0	0	30
Mike Grimes	4-5	0-0	0-0	3	2	8	1	3	0	0	18
Team Rebounds				5				5			
Totals	22-59	9-23	7-8	34	19	60	15	18	1	6	200
	.373	.391	.875								
#13 ILLINOIS	fg-a	3fg-a	ft-a	reb	pf	pts	ast	to	blk	stl	min
Cory Bradford	3-7	3-4	3-4	1	0	12	3	3	0	1	36
Brian Cook	7-9	0-1	2-2	5	3	16	0	1	2	0	28
Robert Archibald	4-5	0-0	3-4	4	3	11	2	4	2	3	27
Luther Head	1-5	1-4	0-0	2	0	3	3	3	0	3	22
Frank Williams	7-12	4-7	2-2	5	2	20	5	3	0	1	36
Lucas Johnson	1-1	0-0	0-2	1	1	2	0	0	0	0	14
Sean Harrington	1-3	1-3	2-3	5	0	5	4	2	0	2	25
Damir Krupalija	1-3	1-2	0-0	2	1	3	1	0	2	0	11
Roger Powell	0-0	0-0	0-0	0	1	0	0	0	0	0	1
Team Rebounds				2				2			
Totals	25-45	10-21	12-17	27	11	72	18	16	6	10	200
	.556	.476	.706								
Officials: Tom Rucker, John Hughes, Fran Connally.											
Technical Fouls: None. Attendance: 20,800.											
Team	1st	2nd	Total	1stFG%	2ndFG%	Total%	Deadball				
Creighton	26	34	60	.310	.433	.373	0				
#13 Illinois	31	41	72	.478	.636	.556	2				

NCAA Tournament Teams

2003 NCAA Tournament



Standing (l-r): David Finklea, Quincy Henderson, Kyle Korver, Dan Bresnahan, Joe Dabbert, Brody Deren, Mike Grimes, Jimmy Motz, Michael Lindeman, Brandon Sims. **Sitting (l-r):** Kellen Miliner, Tyler McKinney, Larry House, Nate Funk, DeAnthony Bowden, John Dugan.

Missouri Valley Conference Champions 29-5 Overall, 15-3 MVC (2nd)

Creighton moved into the AP top-25 for the first time since 1975, reaching as high as No. 10 before finishing 15th ... Creighton was the nation's first team to log 20 wins and closed with new records for 29 wins overall and 15 in league play ... a finalist for National Player of the Year, Kyle Korver was a consensus All-American, including Second Team honors from the AP and district player of the year ... Dana Altman became Creighton's all-time winningest coach and was a finalist for National Coach of the Year ... Creighton opened the year with 10 straight wins, including the Guardians Classic title ... Creighton beat Nebraska a fourth straight year ... six straight sellouts helped close Creighton's 48-year run at the Omaha Civic Auditorium with a 17-0 home record ... Creighton also won the MVC Tournament for the fourth time in five years with an 80-56 romp over top-seeded Southern Illinois in the final.

2003 Central Michigan (25-6) 79
#15 Creighton (29-5) 73

NCAA Tournament First Round
March 20, 2003 Huntsman Center Salt Lake City, Utah

Defining Moment: Central Michigan started the second half with a 12-2 run to claim a 50-24 lead. Creighton unleashed a furious rally that saw them make 11 straight shots and close within 72-70, only to fall just short.
Key Stat: Creighton's 21 turnovers tied a season-high and the Chippewas would convert those into a 21-6 advantage in points off turnovers.

CENTRAL MICHIGAN	fg-a	3fg-a	ft-a	reb	pf	pts	ast	to	blk	stl	min
Tony Bowne	5-6	3-3	1-2	4	4	14	5	2	0	2	38
Mike Mancias	9-14	0-1	11-16	8	3	29	1	3	0	3	38
Chris Kaman	6-11	0-0	0-1	6	3	12	0	4	0	1	29
J.R. Wallace	4-10	0-1	4-4	3	2	12	5	4	0	4	27
T.J. Meerman	1-4	0-1	2-2	0	1	4	2	2	0	2	36
Whitney Robinson	2-3	0-1	0-0	1	4	0	1	0	1	1	12
Brandon Voorhees	0-0	0-0	0-0	0	2	0	0	1	0	0	5
Joe Carr	1-1	0-0	0-0	1	1	2	0	1	0	0	3
Gerrit Brigitha	0-1	0-0	0-0	2	0	0	1	0	0	0	5
Adam Dentlinger	1-3	0-0	0-0	3	2	2	1	0	1	0	7
Team Rebounds				4							
Totals	29-53	3-7	18-25	31	19	79	15	18	1	13	200
	.547	.429	.720								

#15 CREIGHTON	fg-a	3fg-a	ft-a	reb	pf	pts	ast	to	blk	stl	min
Michael Lindeman	3-8	1-3	1-1	2	3	8	1	1	0	0	25
Kyle Korver	7-14	5-9	2-2	9	4	21	5	5	0	1	35
Brody Deren	1-6	0-0	2-2	2	1	4	0	2	0	2	14
Larry House	5-11	1-1	0-0	8	5	11	0	2	0	1	20
Tyler McKinney	0-0	0-0	1-2	1	0	1	6	4	0	0	31
DeAnthony Bowden	0-3	0-2	1-2	1	1	1	4	3	0	3	25
Nate Funk	0-2	0-2	2-2	1	1	2	2	6	0	0	17
Kellen Miliner	0-0	0-0	0-0	0	0	0	0	0	0	0	1
Joe Dabbert	4-6	0-0	2-2	0	3	10	1	0	3	1	11
Mike Grimes	7-10	0-0	1-4	6	3	15	1	0	1	0	21
Team Rebounds				1							
Totals	27-60	7-17	12-17	31	21	73	20	21	6	6	200
	.450	.412	.706								

Officials: John Clougherty, Ray Natili, Reginald Cofer.

Technical Fouls: None. **Attendance:** 14,568

Team	1st	2nd	Total	1stFG%	2ndFG%	Total%	Deadball
C. Michigan	38	41	79	.586	.500	.547	3
#15 Creighton	22	51	73	.250	.583	.450	4

2005 NCAA Tournament



Standing (l-r): Pierce Hibma, Dane Watts, Jeffrey Day, Steve Smith, Anthony Tolliver, Jimmy Motz, Dennis Howard. **Sitting (l-r):** Johnny Mathies, Nick Porter, Tyler McKinney, Kellen Miliner, Nate Funk, Dustin Sitzmann.

Missouri Valley Conference Champions 23-11 Overall, 11-7 MVC (Tie-3rd)

Creighton started 7-0, including wins away from home over Missouri, Ohio State and Xavier ... the Bluejays improved to 8-1 when Kellen Miliner hit a buzzer-beater to beat Nebraska, 50-48, in Lincoln ... senior point guard Tyler McKinney overcame a pair of cornea transplants to lead the MVC in assists ... McKinney hit buzzer-beaters to win vs. Ohio State and at Xavier in late November, earning National Player of the Week accolades from ESPN.com ... junior guard Nate Funk later earned co-National Player of the Week honors from ESPN's Dick Vitale after a 35-point game at Wichita State ... Funk led the team in scoring and rebounding and was First Team All-MVC and First Team All-District ... third-seeded Creighton won its fifth MVC Tournament in seven years with a 75-57 win over Missouri State ... Johnny Mathies was named Tournament MVP, while Jimmy Motz and Funk were also named to the All-Tourney squad.

2005 Creighton (23-11) 61
West Virginia (22-10) 63

NCAA Tournament First Round
March 17, 2005 Wolstein Center Cleveland, Ohio

Defining Moment: West Virginia's Tyrone Sally blocked Nate Funk's go-ahead three-pointer with seven seconds left, then raced downcourt for a breakaway dunk with 2.4 seconds left to give WVU the win.
Key Stats: Creighton trailed at halftime in its eighth straight NCAA Tournament game.

CREIGHTON	fg-a	3fg-a	ft-a	reb	pf	pts	ast	to	blk	stl	min
Anthony Tolliver	1-4	0-0	0-0	4	3	2	1	1	1	1	24
Dane Watts	1-2	0-0	2-2	1	3	4	0	1	1	0	20
Nate Funk	9-17	4-8	1-1	6	2	23	1	3	1	0	34
Johnny Mathies	5-7	1-2	5-6	1	5	16	2	4	0	2	30
Tyler McKinney	1-5	1-2	2-2	2	0	5	7	3	0	5	38
Jeffrey Day	1-3	0-0	0-0	4	0	2	0	1	0	0	16
Kellen Miliner	2-8	1-5	1-2	5	0	6	1	2	0	0	25
Pierce Hibma	0-0	0-0	0-0	0	1	0	0	0	0	0	2
Jimmy Motz	1-4	1-3	0-0	2	2	3	0	2	0	0	11
Team Rebounds				2							
Totals	21-50	8-20	11-13	27	16	61	12	17	3	8	200
	.420	.400	.846								

WEST VIRGINIA	fg-a	3fg-a	ft-a	reb	pf	pts	ast	to	blk	stl	min
Tyrone Sally	4-8	1-3	3-3	3	4	12	1	4	1	2	25
Mike Gansey	6-12	1-4	0-0	5	2	13	3	3	1	3	34
Kevin Pittsnogle	6-13	3-7	2-3	5	2	17	2	0	1	1	31
J.D. Collins	1-2	1-2	4-4	2	2	7	1	0	2	3	34
Johannes Herber	2-7	0-1	0-0	3	1	4	3	2	0	4	35
Patrick Beilein	0-0	0-0	0-1	2	0	0	0	2	0	0	17
Darris Nichols	0-0	0-0	0-0	0	1	0	1	0	0	0	6
Frank Young	3-3	2-2	0-0	2	1	8	2	0	0	0	9
D'or Fischer	0-1	0-1	2-2	4	0	2	0	1	1	0	9
Team Rebounds				9							
Totals	22-46	8-20	11-13	29	15	63	19	16	4	12	200
	.478	.400	.846								

Officials: Gerald Boudreaux, Patrick Adams, Jeffrey Nichols.

Technical Fouls: None. **Attendance:** 13,100 (sold out)

Team	1st	2nd	Total	1stFG%	2ndFG%	Total%	Deadball
Creighton	31	30	61	.524	.345	.420	0
West Virginia	33	30	63	.520	.429	.478	1

NCAA Tournament Teams

2007 NCAA Tournament



Standing (l-r): Nick Porter, Brice Nengsu, Dane Watts, Anthony Tolliver, Manny Gakou, Pierce Hibma. Sitting (l-r): Dustin Sitzmann, Nick Bahe, Nate Funk, Josh Dotzler, Isacc Miles.

Missouri Valley Conference Champions 22-11 Overall, 13-5 MVC (2nd)

After earning preseason rankings for the first time, expectations were at an all-time high ... Creighton won its first eight home games, including wins in the final minute over George Mason and Missouri State ... Creighton ranked 13th nationally by averaging 15,909 fans per game, including four crowds over 17,000 ... the Bluejays won their sixth MVC Tournament in the past nine years with a 67-61 victory over #11 Southern Illinois before 22,612 fans and a national audience on CBS ... Nate Funk and Anthony Tolliver were both named First Team All-MVC ... Funk was named MVC Tournament MVP after scoring 66 points in the three wins, including 33 in the semis against Missouri State, while Tolliver and Nick Porter were also named All-Tourney ... Tolliver was also named a CoSIDA Academic All-American ... Creighton fell 77-71 in overtime to Nevada in the first round of the NCAA Tournament.

2007		Creighton (22-11)	71	(OT)							
		#15 Nevada (29-4)	77								
NCAA Tournament First Round											
March 16, 2007 New Orleans Arena New Orleans, La.											
Defining Moment: Creighton forced a turnover with 19 seconds left, but Nate Funk's pull-up attempt in the closing seconds was knocked loose and the Jays could not convert a tip-in attempt.											
Key Stats: Nevada hit 5-of-6 shots and never trailed in overtime. Nevada owned a 48-31 edge on the glass. Creighton's Anthony Tolliver surpassed 1,000 career points in his final game.											
CREIGHTON	fg-a	3fg-a	ft-a	reb	pf	pts	ast	to	blk	stl	min
Dane Watts	1-12	0-8	2-4	10	3	4	2	0	1	1	36
Anthony Tolliver	7-16	0-1	1-2	6	4	15	1	2	0	1	33
Nick Porter	6-13	0-0	3-3	8	4	15	4	1	0	3	41
Nate Funk	10-21	1-5	2-3	3	1	23	2	1	0	2	44
Josh Dotzler	0-0	0-0	0-0	0	0	0	0	1	0	0	8
Isacc Miles	4-6	1-3	0-0	0	1	9	2	0	0	2	32
Pierce Hibma	1-2	1-2	0-0	1	3	3	1	0	0	0	17
Manny Gakou	1-1	0-0	0-0	0	1	2	0	1	0	1	3
Nick Bahe	0-0	0-0	0-0	2	0	0	0	0	0	0	11
Team Rebounds	1										
Totals	30-71	3-19	8-12	31	17	71	12	6	1	10	225
	.423	.158	.667								
#15 NEVADA	fg-a	3fg-a	ft-a	reb	pf	pts	ast	to	blk	stl	min
Nick Fazekas	5-13	1-3	6-7	11	5	17	1	6	4	1	36
Denis Ikovlev	1-4	1-4	0-0	5	3	3	1	1	1	0	36
Kyle Shloh	4-9	2-5	0-0	7	2	10	3	3	2	0	42
Marcelus Kemp	9-20	2-6	7-7	12	3	27	4	5	1	1	45
Ramon Sessions	7-13	1-2	1-2	5	0	16	3	3	0	0	42
Lyndale Burleson	0-0	0-0	0-0	0	2	0	3	0	0	0	6
David Ellis	1-2	0-0	0-0	1	1	2	1	0	1	0	9
JaVale McGee	1-1	0-0	0-1	5	0	2	0	1	0	0	9
Team Rebounds	2										
Totals	28-62	7-20	14-17	48	16	77	16	19	9	2	225
	.452	.350	.824								
Officials: Tom O'Neill, Ted Hillary, Steve Olson.											
Technical Fouls: None. Attendance: 13,393											
Team	1st	2nd	OT	Total	1stFG%	2ndFG%	Total%	Deadball			
Creighton	32	27	12	71	.433	.433	.423	1			
#15 Nevada	31	28	18	77	.414	.407	.452	2			



Creighton returned to the NCAA Tournament in 2007 thanks to a win over No. 11 Southern Illinois in the finals of Arch Madness.



Anthony Tolliver had 15 points and six rebounds against a Nevada front line that included All-American Nick Fazekas and future NBA big man JaVale McGee.

NCAA Tournament Teams

2012 NCAA Tournament



Standing (l-r): Jeff Vanderloo, Nate Wieseler, Len Gordy, Derek Sebastian, Doug McDermott, Matthew Dorwart, Gregory Echenique, Will Artino, Geoff Groselle, Mogboluwaga Oginni, Ethan Wragge, Darian DeVries, Steve Merfeld, Steve Lutz, Brian Kooienga. Sitting (l-r): Grant Gibbs, Ross Ferrarini, Nevin Johnson, Taylor Stormberg, Josh Jones, Greg McDermott, Austin Chatman, Antoine Young, Jahenns Manigat, Avery Dingman, Alex Olsen.

Missouri Valley Conference Champions 29-6 Overall, 13-5 MVC (2nd)

Creighton tied a school-record for wins and was nationally-ranked for much of the season ... Creighton beat Drake, Evansville and Illinois State to win its 11th MVC Tournament ... Creighton beat Alabama in its return to the NCAA Tournament before falling to North Carolina ... The win over Alabama improved CU to 7-1 in games decided by three points or less ... First Team All-American Doug McDermott became the first sophomore ever named MVC Player of the Year, and was named a finalist for the Naismith and Wooden National Player of the Year award ... He led the country in field goals made, and ranked third nationally in scoring, with a season-high game of 44 points at Bradley ... Antoine Young was named Second Team All-MVC, while Gregory Echenique became CU's first MVC Defensive Player of the Year honoree ... Gonzaga transfer Grant Gibbs led the team in assists and steals from the wing position ... Creighton ranked second in the country in field goal percentage and assists per game, third in three-point percentage, fifth in assist/turnover ratio, seventh in winning percentage and ninth in scoring offense.



Creighton tied a program-record with 29 victories in 2011-12, and won its first NCAA Tournament game since 2002.

2012		Alabama (21-1) #19 Creighton (29-5)		57 58							
NCAA Tournament Second Round											
March 16, 2012 Greensboro Coliseum Greensboro, N.C.											
Defining Moment: Trailing 48-41 with less than nine minutes to play, Creighton went on a 10-0 run and never trailed again.											
Key Stat: Creighton's first NCAA Tournament win since 2002 featured its sixth double-digit comeback victory of the season.											
ALABAMA	fg-a	3fg-a	ft-a	reb	pf	pts	ast	to	blk	stl	min
JaMychal Green	6-10	0-0	0-0	6	3	12	1	5	3	1	36
Trevor Lacey	4-6	3-5	2-4	5	2	13	2	1	0	2	34
Trevor Releford	5-10	2-6	2-2	4	1	14	4	2	1	1	37
Levi Randolph	2-9	1-3	2-6	5	1	7	0	1	0	0	30
Andrew Steele	2-6	1-1	0-0	5	4	5	1	0	0	0	28
Charles Hankerson	1-3	0-1	0-0	0	1	2	1	0	0	0	9
Ben Eblen	0-0	0-0	0-0	1	0	0	0	0	0	0	1
Nick Jacobs	2-3	0-0	0-0	3	2	4	0	0	0	0	18
Rodney Cooper	0-1	0-1	0-0	0	4	0	0	0	0	0	4
Team Rebounds				3							
Totals	22-48	7-17	6-12	32	18	57	9	9	4	5	200
	.458	.412	.500								
#19 CREIGHTON	fg-a	3fg-a	ft-a	reb	pf	pts	ast	to	blk	stl	min
Doug McDermott	6-12	1-2	3-4	10	1	16	0	2	1	0	37
Gregory Echenique	3-8	0-0	0-3	5	2	6	0	0	1	0	26
Grant Gibbs	4-6	1-2	1-2	6	2	10	4	1	0	1	38
Jahenns Manigat	2-5	2-5	0-0	2	2	6	1	0	0	0	17
Antoine Young	1-5	0-1	0-0	1	2	2	5	2	0	0	31
Austin Chatman	1-1	0-0	0-0	0	0	2	2	0	0	0	9
Josh Jones	2-5	2-4	1-4	1	1	7	2	0	0	2	23
Avery Dingman	0-1	0-1	0-0	1	0	0	0	1	0	0	2
Will Artino	0-1	0-0	0-0	2	1	0	0	0	0	0	3
Ethan Wragge	3-6	0-0	0-2	0	0	9	0	1	1	1	14
Team Rebounds				1							
Totals	22-50	9-21	5-13	31	11	58	14	7	3	4	200
	.440	.429	.385								
Officials: Patrick Driscoll, Michael Irving, D.J. Stangerson.											
Technical Fouls: None. Attendance: 16,422.											
Team	1st	2nd	Total	1stFG%	2ndFG%	Total%	Deadball				
Alabama	30	27	57	.478	.440	.458	2,1				
#19 Creighton	23	35	58	.346	.542	.440	2				

2012		#19 Creighton (29-6) #4 North Carolina (31-5)		73 87							
NCAA Tournament Third Round											
March 18, 2012 Greensboro Coliseum Greensboro, N.C.											
Defining Moment: Leading 10 points early in the second half, North Carolina went on a 9-0 run to put Creighton away.											
Key Stat: John Henson returned from a wrist injury and had 13 points, 10 rebounds and four blocked shots.											
#19 CREIGHTON	fg-a	3fg-a	ft-a	reb	pf	pts	ast	to	blk	stl	min
Doug McDermott	8-19	1-4	3-4	9	3	20	1	3	0	1	35
Gregory Echenique	6-9	0-0	0-1	6	2	12	0	1	2	0	27
Grant Gibbs	0-4	0-0	2-2	10	2	2	4	1	1	2	32
Jahenns Manigat	2-4	2-4	2-2	1	3	8	1	0	0	1	23
Antoine Young	4-12	0-0	2-3	1	2	10	4	2	0	2	31
Austin Chatman	0-2	0-0	0-0	0	2	0	1	1	0	0	12
Taylor Stormberg	0-0	0-0	0-0	0	0	0	0	0	0	0	1
Josh Jones	4-8	2-3	0-0	2	2	10	0	0	0	0	16
Ross Ferrarini	0-0	0-0	0-0	0	0	0	0	0	0	0	1
Matthew Dorwart	0-0	0-0	0-0	0	0	0	0	0	0	0	1
Avery Dingman	1-2	0-1	0-0	2	0	2	0	0	0	1	5
Will Artino	0-0	0-0	0-0	1	0	0	0	0	0	0	1
Ethan Wragge	3-8	3-8	0-0	2	2	9	0	1	0	0	15
Team Rebounds				1							
Totals	28-68	8-20	9-12	35	18	73	11	9	3	7	200
	.412	.400	.750								
#4 N. CAROLINA	fg-a	3fg-a	ft-a	reb	pf	pts	ast	to	blk	stl	min
John Henson	5-13	0-0	3-3	10	1	13	2	1	4	1	28
Harrison Barnes	7-19	3-6	0-0	5	1	17	0	1	0	1	31
Tyler Zeller	4-7	0-0	3-3	6	3	11	0	0	1	0	25
Kendall Marshall	7-8	1-2	3-6	4	1	18	11	4	1	0	36
Reggie Bullock	5-7	3-5	0-2	8	1	13	2	1	0	0	32
Stilman White	0-0	0-0	2-2	0	0	2	1	1	0	0	5
Desmond Hubert	0-0	0-0	0-0	1	0	0	0	1	0	0	1
P.J. Hairston	1-3	1-3	1-2	4	0	4	0	0	0	0	16
Jackson Simmons	0-0	0-0	0-0	0	0	0	0	0	0	0	0+
Justin Watts	0-0	0-0	0-0	1	0	0	0	0	0	0	2
Patrick Crouch	0-0	0-0	0-0	0	0	0	0	0	0	0	0+
James Michael McAdoo	4-8	0-0	1-1	4	1	9	0	0	3	2	24
Team Rebounds				1							
Totals	33-65	8-16	13-19	44	8	87	16	9	9	4	200
	.508	.500	.684								
Officials: Patrick Driscoll, Michael Stuart, Thomas O'Neill.											
Technical Fouls: John Henson (1). Attendance: 18,722.											
Team	1st	2nd	Total	1stFG%	2ndFG%	Total%	Deadball				
#19 Creighton	35	38	73	.375	.464	.412	1				
#4 N. Carolina	43	44	87	.545	.469	.508	1				

NCAA Tournament Teams

2013 NCAA Tournament



Standing (l-r): Jeff Vanderloo, Tyler Glidden, Don Vandenberg, Steve Lutz, Grant Gibbs, Doug McDermott, Gregory Echenique, Geoffrey Groselle, Will Artino, Mogboluwaga Oginni, Ethan Wragge, Darian DeVries, Brian Kooienga, Steve Merfeld, Len Gordy. Sitting (l-r): Andre Yates, Joe Kelling, Nevin Johnson, Alex Olsen, Avery Dingman, Greg McDermott, Austin Chatman, Taylor Stormberg, Jahenns Manigat, Isaiah Zierden, Josh Jones.

Missouri Valley Conference Champions 28-8 Overall, 13-5 MVC (1st)

Creighton won its first outright MVC title since 2000-01 and record 12th MVC Tournament title ... the seventh-seeded Bluejays defeated Cincinnati in the second round of the NCAA Tournament before falling to second-seeded Duke ... Doug McDermott set CU records for points in a season and career points while repeating as MVC Player of the Year and MVC Tournament MVP ... McDermott was also named a First Team All-American by the *Associated Press*, USBWA, NABC and *Basketball Times* and finished the season leading the nation in points scored and field goals made ... Grant Gibbs led the MVC in assists for a second straight year and was named Honorable Mention All-MVC along with teammate Gregory Echenique ... Creighton's 57 wins were its most ever for a two-year span and its 80 victories its most for a three-year span ... Creighton won NCAA Tournament games in consecutive seasons for the first time ... Creighton finished the year ranked sixth nationally with a Valley-record average home attendance of 17,155 ... Creighton announced on March 20 that it would leave the MVC to join the BIG EAST Conference, effective July 1.



Creighton won regular-season and tournament league titles in its final season in the Missouri Valley Conference.

2013	Cincinnati (22-12)	63									
	#22 Creighton (28-7)	67									
NCAA Tournament Second Round											
March 22, 2013	Wells Fargo Center	Philadelphia, Pa.									
Defining Moment: Creighton scored the final six points of the first half to lead 32-27 at intermission and would not trail again as the Jays picked up wins in consecutive NCAA Tournament for the first time.											
Key Stat: Creighton made 22-of-25 free throws, including 11-of-12 in the final two minutes, while the Bearcats were 4-of-9 at the line.											
CINCINNATI	fg-a	3fg-a	ft-a	reb	pf	pts	ast	to	blk	stl	min
Titus Rubles	5-12	0-3	1-1	8	2	11	2	2	1	4	30
Cheikh Mbodj	1-4	0-0	0-0	3	3	2	0	1	1	0	19
Cashmere Wright	6-14	3-7	0-1	4	0	15	6	0	0	0	35
Sean Kilpatrick	7-16	2-6	3-4	3	3	19	2	2	0	1	38
JaQuon Parker	0-3	0-2	0-0	1	2	0	2	0	0	1	25
Shaquille Thomas	6-9	0-0	0-3	4	3	12	0	1	0	1	23
Justin Jackson	1-3	0-0	0-0	4	5	2	0	3	2	2	22
Ge'Lawn Guyn	1-2	0-1	0-0	0	1	2	0	0	0	0	3
Jermaine Sanders	0-1	0-0	0-0	1	1	0	0	0	0	0	2
David Nyarsuk	0-0	0-0	0-0	0	1	0	0	0	0	0	3
Team Rebounds				3	1						
Totals	.27-64	5-20	4-9	31	22	63	12	9	4	9	200
	.422	.250	.444								
#22 CREIGHTON	fg-a	3fg-a	ft-a	reb	pf	pts	ast	to	blk	stl	min
Doug McDermott	7-15	2-4	11-11	11	1	27	1	5	0	0	36
Gregory Echenique	5-7	0-0	3-3	7	2	13	0	1	1	1	28
Austin Chatman	1-5	1-2	5-7	2	1	8	2	3	0	1	37
Grant Gibbs	1-3	0-0	3-4	4	2	5	4	5	0	0	37
Jahenns Manigat	1-6	0-4	0-0	4	3	2	7	2	0	0	38
Andre Yates	0-1	0-0	0-0	0	0	0	1	0	1	0	3
Avery Dingman	0-0	0-0	0-0	1	1	0	0	0	0	0	5
Ethan Wragge	4-5	0-0	0-0	1	1	12	1	0	0	0	16
Team Rebounds				2							
Totals	.19-42	7-15	22-25	32	11	67	16	16	2	2	200
	.452	.467	.880								
Officials: Doug Simons, Darron George, Tommy Nunez Jr.											
Technical Fouls: Cincinnati bench (1). Attendance: 20,125 (sellout).											
Team	1st	2nd	Total	1stFG%	2ndFG%	Total%	Deadball				
Cincinnati	27	36	63	.364	.484	.422	3				
#22 Creighton	32	35	67	.632	.304	.452	2				

2013	#22 Creighton (28-8)	50									
	#6 Duke (29-5)	66									
NCAA Tournament Third Round											
March 24, 2013	Wells Fargo Center	Philadelphia, Pa.									
Defining Moment: Duke held Creighton to one field goal in a six-minute stretch early the second half to build a nine-point lead.											
Key Stat: Creighton had season-lows for points (50), three-pointers (2), field goal percentage (.302) and three-point percentage (.105).											
#22 CREIGHTON	fg-a	3fg-a	ft-a	reb	pf	pts	ast	to	blk	stl	min
Doug McDermott	4-16	1-4	12-12	9	5	21	0	3	0	0	35
Gregory Echenique	4-7	0-0	1-3	6	4	9	0	1	2	1	28
Austin Chatman	2-11	1-6	2-2	3	1	7	1	0	0	0	38
Grant Gibbs	4-7	0-1	0-0	5	5	8	4	2	0	0	28
Jahenns Manigat	1-7	0-4	0-0	2	4	2	2	3	0	0	33
Taylor Stormberg	0-0	0-0	0-0	0	0	0	0	0	0	0	1
Andre Yates	0-1	0-1	0-0	0	1	0	0	0	0	0	2
Avery Dingman	0-0	0-0	0-0	0	0	0	0	0	0	0	1
Nevin Johnson	0-1	0-1	0-0	0	0	0	0	0	0	0	2
Will Artino	0-0	0-0	0-0	0	0	0	0	0	0	0	1
Ethan Wragge	1-1	0-0	1-1	0	2	3	0	1	0	1	14
Alex Olsen	0-0	0-0	0-0	1	0	0	0	0	0	0	1
Team Rebounds				3							
Totals	.16-53	2-19	16-18	33	26	50	9	10	2	2	200
	.302	.105	.889								
#6 DUKE	fg-a	3fg-a	ft-a	reb	pf	pts	ast	to	blk	stl	min
Mason Plumlee	4-7	0-0	2-3	5	5	10	1	2	1	2	27
Ryan Kelly	0-5	0-1	1-2	4	4	1	2	1	1	1	28
Quinn Cook	2-8	0-3	3-4	5	1	7	6	2	0	1	33
Rasheed Sulaimon	5-9	3-5	8-10	5	0	21	0	0	0	0	30
Seth Curry	5-15	2-9	5-6	4	2	17	0	2	0	2	36
Tyler Thornton	2-2	2-2	2-3	6	0	8	0	0	1	1	23
Alex Murphy	0-0	0-0	0-0	0	0	0	0	0	0	0	1
Josh Hairston	0-2	0-0	0-0	5	5	0	0	2	0	0	10
Amile Jefferson	1-1	0-0	0-0	2	3	2	0	0	1	0	11
Marshall Plumlee	0-0	0-0	0-0	0	0	0	0	0	0	0	1
Team Rebounds				2							
Totals	.19-49	7-20	21-28	38	20	66	9	9	4	7	200
	.388	.350	.750								
Officials: Doug Simons, Edward Corbett, Darron George											
Technical Fouls: None. Attendance: 20,125 (sellout).											
Team	1st	2nd	Total	1stFG%	2ndFG%	Total%	Deadball				
#22 Creighton	23	27	50	.286	.320	.302	1				
#6 Duke	29	37	66	.370	.409	.388	4				

NCAA Tournament Teams

2014 NCAA Tournament



Standing (l-r): Grant Gibbs, Alex Olsen, Doug McDermott, Zach Hanson, Mogboluwaga Oginni, Geoffrey Groselle, Will Artino, Toby Hegner, Ethan Wragge, Avery Dingman. **Sitting (l-r):** Steven Ferrarini, Eric Roberts, Jahenns Manigat, Isaiah Zierden, Austin Chatman, Darian Harris, Devin Brooks, John Burns, James Milliken, Tyler Clement.

27-8 Overall, 14-4 BIG EAST (2nd)

Creighton's first season in the BIG EAST saw the team finish as runner-up in the regular-season, as well as the league tournament ... The third-seeded Bluejays defeated Louisiana in the second round of the NCAA Tournament before falling to sixth-seeded Baylor ... Doug McDermott broke his own CU record for points in a season and finished his career as the fifth-leading scorer in NCAA history with 3,150 points ... McDermott swept 14 National Player of the Year awards while leading the nation in scoring and appearing on the cover of *Sports Illustrated* ... Creighton made a then-BIG EAST and school record with 21 three-pointers in a 96-68 romp at No. 4 Villanova, including nine treys from Ethan Wragge and three-pointers on its first nine possessions ... All four seniors -- McDermott, Wragge, Jahenns Manigat and Grant Gibbs -- went on to play professionally, with McDermott being drafted 11th overall by the Denver Nuggets and traded that same night to Chicago ... Creighton's 107 wins were its most ever for a four-year span and its 84 victories its most for a three-year span ... Creighton won an NCAA Tournament game in a third consecutive season ... Creighton finished the year ranked fifth nationally with an average home attendance of 17,896 and led the nation in three-pointers made, three-point percentage and assist/turnover ratio.



Creighton's 2014 senior class combined to score 5,964 with the Bluejays, including 3,150 from consensus National Player of the Year Doug McDermott.

2014		Louisiana (23-12)	66								
		#16 Creighton (27-7)	76								
NCAA Tournament Second Round											
March 21, 2014		AT&T Center	San Antonio, Texas								
Defining Moment: After Louisiana went ahead 50-46 with 12:15 to play, Creighton answered with a 10-0 run that included a pair of Ethan Wragge three-pointers.											
Key Stat: Creighton won its 59th straight game when shooting 50 percent or better from the field.											
LOUISIANA	fg-a	3fg-a	ft-a	reb	pf	pts	ast	to	blk	stl	min
Shawn Long	7-15	1-3	0-1	7	4	15	0	1	2	0	23
Elridge Moore	1-4	0-0	0-0	5	1	2	0	1	0	0	26
Bryant Mbamalu	1-12	1-4	4-4	5	4	7	0	1	1	0	34
Elfrid Payton	9-20	1-4	5-9	8	2	24	3	1	2	3	40
Xavian Rimmer	2-5	0-2	1-1	3	2	5	1	0	0	0	32
Steven Wronkoski	0-1	0-1	0-0	0	0	0	2	0	0	0	13
Hayward Register	0-0	0-0	0-0	0	0	0	0	0	0	0	1
Kevin Brown	3-4	1-2	0-0	1	2	7	1	0	0	0	20
JJ Davenport	2-5	0-0	2-2	5	3	6	1	0	0	0	11
Team Rebounds				2							
Totals	25-66	4-16	12-17	36	18	66	8	4	5	3	200
	.379	.250	.706								
#16 CREIGHTON	fg-a	3fg-a	ft-a	reb	pf	pts	ast	to	blk	stl	min
Doug McDermott	13-23	2-4	2-2	12	2	30	2	0	1	0	39
Ethan Wragge	4-8	4-8	0-0	3	2	12	0	0	0	0	31
Austin Chatman	5-9	2-5	4-6	5	3	16	6	2	0	0	36
Grant Gibbs	2-5	0-2	2-6	4	5	6	1	1	1	0	26
Jahenns Manigat	2-4	1-3	1-1	2	1	6	3	0	0	0	36
Devin Brooks	0-3	0-1	0-0	1	0	0	1	1	0	0	8
Avery Dingman	2-2	0-0	0-0	2	1	4	0	1	0	0	14
Will Artino	0-0	0-0	2-6	2	3	2	0	1	1	0	10
Team Rebounds				5							
Totals	28-54	9-23	11-21	36	17	76	18	6	3	0	200
	.519	.391	.524								
Officials: Tony Greene, Jerry Heater, Byron Jarrett											
Technical Fouls: None. Attendance: 12,663											
Team	1st	2nd	Total	1stFG%	2ndFG%	Total%	Deadball				
Louisiana	33	33	66	.361	.400	.379	2,1				
#16 Creighton	39	37	76	.485	.571	.519	6,1				

2014		#23 Baylor (26-11)	85								
		#16 Creighton (27-8)	55								
NCAA Tournament Third Round											
March 23, 2014		AT&T Center	San Antonio, Texas								
Defining Moment: Baylor made its first five attempts from three-point range, while Creighton started 0-for-5 from deep.											
Key Stat: Baylor's 61.1 percent from three-point range was a season-best, while Creighton's 20.8 percent from deep was a season-low.											
#23 BAYLOR	fg-a	3fg-a	ft-a	reb	pf	pts	ast	to	blk	stl	min
Royce O'Neale	3-4	2-2	2-2	5	1	10	8	2	0	2	29
Cory Jefferson	5-8	0-1	4-7	4	1	14	0	1	1	0	31
Isaiah Austin	7-11	0-2	3-6	4	2	17	3	0	2	0	30
Kenny Chery	4-9	4-5	2-2	4	2	14	3	2	0	0	31
Brady Heslip	6-8	5-7	0-0	1	0	17	3	0	0	0	32
Rico Gathers	3-4	0-0	0-0	9	2	6	0	1	0	0	16
Gary Franklin	0-0	0-0	0-0	0	0	0	2	2	2	0	13
John Heard	0-0	0-0	0-0	0	0	0	0	0	0	0	2
Logan Lowery	1-1	0-0	1-2	0	0	3	0	0	0	0	3
Ish Wainright	1-1	0-0	0-0	0	0	2	0	0	0	0	3
Taurean Prince	0-1	0-1	2-2	1	1	2	0	0	0	0	10
Team Rebounds				4							
Totals	30-47	11-18	14-21	32	11	85	19	8	3	2	200
	.638	.611	.667								
#16 CREIGHTON	fg-a	3fg-a	ft-a	reb	pf	pts	ast	to	blk	stl	min
Doug McDermott	7-14	0-3	1-2	2	4	15	1	1	0	0	33
Ethan Wragge	2-7	2-6	1-2	3	4	7	0	1	0	0	29
Austin Chatman	5-8	1-4	0-0	3	2	11	1	1	0	0	37
Grant Gibbs	3-7	0-2	2-2	3	4	8	3	3	0	2	26
Jahenns Manigat	1-6	1-6	0-0	1	0	3	2	0	0	1	28
Alex Olsen	0-0	0-0	0-0	0	0	0	0	0	0	0	2
Devin Brooks	1-6	0-2	0-0	4	2	2	4	1	0	1	14
Avery Dingman	1-2	1-1	0-0	3	2	3	0	0	0	0	10
Will Artino	0-1	0-0	1-2	0	1	0	0	0	0	0	5
Zach Hanson	1-3	0-0	0-0	2	1	2	0	1	0	0	13
Geoffrey Groselle	1-1	0-0	1-1	0	0	3	0	0	0	0	3
Team Rebounds				1							
Totals	22-55	5-24	6-9	22	19	55	11	8	0	4	200
	.400	.208	.667								
Officials: Karl Hess, Brian Dorsey, Mike Nance											
Technical Fouls: None. Attendance: 13,431											
Team	1st	2nd	Total	1stFG%	2ndFG%	Total%	Deadball				
#23 Baylor	40	45	85	.636	.640	.638	3				
#16 Creighton	20	35	55	.375	.419	.400	1,2				

NCAA Tournament Teams

2017 NCAA Tournament



Standing (l-r): Kobe Paras, Cole Huff, Martin Krampelj, Justin Patton, Toby Hegner, Zach Hanson, Ronnie Harrell Jr., Khyri Thomas. Sitting (l-r): Jordan Scurry, Kaleb Joseph, Maurice Watson Jr., Isaiah Zierden, Marcus Foster, Tyler Clement, Davion Mintz.

25-10 Overall, 10-8 BIG EAST (T-3rd)

Creighton returned to the NCAA Tournament for the fourth time in six seasons, earning a No. 6 seed in its at-large bid ... The Bluejays also appeared in the BIG EAST Tournament title game for the second time in four years ... CU defeated four ranked teams, including road wins over No. 16 Butler and No. 22 Xavier ... Creighton started 13-0, including a win over No. 9 Wisconsin, three wins en route to the Paradise Jam title, and a 77-62 triumph at Nebraska ... Creighton's 18-1 start was its best ever after 19 games before an injury point guard Maurice Watson Jr. ... Kansas State transfer Marcus Foster earned First Team All-BIG EAST honors after setting a CU record for points by a newcomer with 638 ... Redshirt freshman center Justin Patton was named BIG EAST Freshman of the Year and turned pro after the season, being drafted No. 16 in the NBA Draft ... Khyri Thomas shared BIG EAST Defensive Player of the Year honors ... Greg McDermott moved into second on Creighton's wins list ... Creighton ranked fifth nationally with 17,413 fans per home game.

2017	Rhode Island (25-9)	84									
	Creighton (25-10)	72									
NCAA Tournament First Round											
<i>March 17, 2017 Golden 1 Center Sacramento, Calif.</i>											
Defining Moment: Rhode Island never trailed, and pulled away with a 16-7 run after Creighton forced the game's only tie at 17-all.											
Key Stat: Jeff Dowtin had a career-high 23 points and was 10-for-10 at the line.											
RHODE ISLAND	fg-a	3fg-a	ft-a	reb	pf	pts	ast	to	blk	stl	min
Hassan Martin	6-8	0-0	0-1	8	4	12	2	0	1	2	26
Kuran Iverson	6-13	3-8	2-2	4	3	17	3	3	2	0	34
E.C. Matthews	3-12	0-4	10-10	7	0	16	2	1	0	2	30
Jeff Dowtin	6-8	1-2	10-10	5	1	23	0	0	0	1	29
Jared Terrell	3-8	0-3	6-6	5	2	12	1	2	0	2	31
Jarvis Garrett	0-1	0-1	0-0	1	0	0	1	1	0	0	12
Will Leviton	0-0	0-0	0-0	0	0	0	0	0	0	0	1
Cyril Langevine	1-2	0-0	0-0	5	1	2	1	0	0	0	10
Stanford Robinson	1-5	0-2	0-0	3	3	2	1	0	0	1	18
Eric Dadika	0-0	0-0	0-0	0	0	0	0	0	0	0	1
Mike Laysard	0-0	0-0	0-0	0	0	0	0	0	0	0	1
Christian Thompson	0-0	0-0	0-2	0	0	0	0	0	0	0	1
Andre Berry	0-0	0-0	0-0	0	0	0	0	0	0	0	1
Nicole Akele	0-1	0-1	0-0	0	2	0	0	0	0	0	5
Team Rebounds											1
Totals	26-58	4-21	28-31	38	16	84	11	8	3	8	200
	.448	.190	.903								
CREIGHTON	fg-a	3fg-a	ft-a	reb	pf	pts	ast	to	blk	stl	min
Cole Huff	2-5	1-3	0-0	3	0	5	0	0	0	0	22
Justin Patton	3-12	0-1	2-3	7	5	8	0	0	1	0	21
Marcus Foster	6-19	1-7	2-4	4	2	15	1	3	0	0	38
Davion Mintz	1-3	0-1	0-0	1	1	2	1	1	0	0	14
Khyri Thomas	4-8	2-2	0-0	7	2	10	2	1	1	1	34
Ronnie Harrell Jr.	4-7	0-2	7-10	5	2	15	4	4	0	0	24
Jordan Scurry	1-1	1-1	0-0	0	2	3	1	0	0	0	2
Tyler Clement	0-0	0-0	0-0	0	1	0	0	0	0	0	2
Martin Krampelj	1-1	0-0	0-0	0	1	2	0	0	0	0	3
Isaiah Zierden	0-1	0-1	0-0	2	1	0	0	2	0	1	9
Kobe Paras	1-1	1-1	0-0	1	1	3	0	0	0	0	2
Toby Hegner	2-5	1-4	2-2	2	1	7	0	0	1	0	17
Zach Hanson	1-2	0-0	0-0	3	1	2	2	0	0	0	12
Team Rebounds											2
Totals	26-65	7-23	13-19	37	20	72	11	11	3	2	200
	.400	.304	.684								
Officials: Keith Kimble, Bob Staffen, Mark Schnurr											
Technical Fouls: None. Attendance: 15,833 (sold out)											
Team	1st	2nd	Total	1stFG%	2ndFG%	Total%	Deadball				
Rhode Island	33	51	84	.406	.500	.448	1				
Creighton	26	46	72	.300	.486	.400	4				



Creighton reached as high as No. 7 in the country during the 2016-17 season.



Cole Huff started all 35 games for Creighton as a senior in 2016-17.

NCAA Tournament Teams

2018 NCAA Tournament



Standing (l-r): Mitch Ballock, Martin Krampelj, Manny Suarez, Jacob Epperson, Toby Hegner, Ronnie Harrell Jr., Kaleb Joseph. Sitting (l-r): Khyri Thomas, Jordan Scurry, Marcus Foster, Greg McDermott, Tyler Clement, Davion Mintz, Ty-Shon Alexander.

21-12 Overall, 10-8 BIG EAST (T-3rd)

Creighton returned to the NCAA Tournament for the fifth time in seven seasons, earning a No. 8 seed in its at-large bid ... Creighton defeated four ranked teams, including wins over No. 3 Villanova, No. 19 Seton Hall, No. 20 Northwestern and No. 23 UCLA ... The victory over Villanova matched the highest-ranked team CU had ever beaten, and also was the final loss in 2017-18 for the eventual national champions ... Junior guard Khyri Thomas was a Second Team All-BIG EAST choice and repeated his BIG EAST Defensive Player of the Year honor, then turned pro and was the 38th pick in the NBA Draft by the Philadelphia 76ers before being traded to Detroit ... Senior guard Marcus Foster became the program's first player to be named First Team All-BIG EAST twice after leading the team in scoring ... CU started the season 15-4 before losing rebound leader Martin Krampelj to a torn ACL, then finished 6-8 without him ... Creighton ranked fifth nationally with 17,000 fans per home game.

2018	Kansas State (23-11)	69									
	Creighton (21-12)	59									
NCAA Tournament First Round											
March 16, 2018	Spectrum Center	Charlotte, N.C.									
Defining Moment: Kansas State scored the game's first seven points and never trailed.											
Key Stat: Marcus Foster and Khyri Thomas combined for just 14 points after averaging 35.6 points per contest entering the night.											
KANSAS STATE	fg-a	3fg-a	ft-a	reb	pf	pts	ast	to	blk	stl	min
Makol Mawien	1-2	1-1	2-2	4	2	5	1	4	2	2	32
Xavier Sneed	3-8	2-5	1-3	6	1	9	1	1	0	1	36
Cartier Diarra	2-4	1-2	2-3	4	5	7	3	1	1	0	17
Kamau Stokes	5-9	1-4	0-2	4	1	11	3	2	0	1	38
Barry Brown	5-13	1-2	7-10	6	1	18	3	3	2	2	38
Mike McGuirl	6-10	3-5	2-3	4	0	17	1	0	0	0	22
Mawdo Sallah	0-0	0-0	0-0	0	0	0	0	0	0	0	1
Brian Patrick	0-0	0-0	0-0	0	0	0	0	0	0	0	1
Mason Schoen	0-0	0-0	0-0	0	0	0	0	0	0	0	1
Amaad Wainright	0-0	0-0	0-2	1	0	0	0	0	0	0	7
Levi Stockard III	1-3	0-0	0-0	2	1	2	0	0	0	0	7
Team Rebounds				4							
Totals	23-50	9-19	14-25	35	11	69	12	11	5	6	200
	.460	.474	.560								
CREIGHTON	fg-a	3fg-a	ft-a	reb	pf	pts	ast	to	blk	stl	min
Toby Hegner	5-12	1-6	1-1	7	3	12	1	1	0	0	22
Marcus Foster	2-11	1-7	0-0	5	2	5	2	3	0	1	33
Davion Mintz	4-10	2-2	0-0	5	2	10	3	0	0	0	30
Khyri Thomas	4-9	0-3	1-2	7	4	9	4	2	0	3	37
Mitch Ballock	5-14	4-11	2-2	8	3	16	0	1	0	1	32
Ronnie Harrell Jr.	1-3	0-0	0-0	2	0	2	0	1	2	1	15
Ty-Shon Alexander	1-5	1-4	0-0	4	3	3	1	2	0	0	11
Tyler Clement	0-1	0-1	0-0	1	1	0	1	0	0	0	1
Jordan Scurry	0-0	0-0	0-0	0	0	0	0	0	0	0	1
Kaleb Joseph	0-0	0-0	0-0	0	0	0	0	0	0	0	1
Jacob Epperson	1-3	0-0	0-0	1	3	2	0	3	1	0	16
Manny Suarez	0-0	0-0	0-0	1	0	0	0	0	0	0	1
Team Rebounds				4							
Totals	23-68	9-34	4-5	45	21	59	12	13	3	6	200
	.338	.265	.800								
Officials: Pat Driscoll, Eric Curry, Rodrick Dickson											
Technical Fouls: None. Attendance: 17,943											
Team	1st	2nd	Total	1stFG%	2ndFG%	Total%	Deadball				
Kansas State	32	37	69	.444	.478	.460	3				
Creighton	26	33	59	.344	.333	.338	1				



Creighton faced 10 ranked teams during the 2017-18 season, earning wins over No. 20 Northwestern, No. 23 UCLA, No. 19 Seton Hall and No. 3 Villanova.



Senior guard Marcus Foster became Creighton's first player ever to twice be named First Team All-BIG EAST in 2017-18.

NCAA Tournament Teams

2021 NCAA Tournament



Standing (l-r): Damien Jefferson, Denzel Mahoney, Sami Osmani, Antwann Jones, Jacob Epperson, Shereef Mitchell, Christian Bishop, Andrew Merfeld, Nic Zeil, Devin Davis, Ryan Kalkbrenner, Alex O'Connell, Marcus Zegarowski, Mitch Ballock, Jett Canfield.

22-9 Overall, 14-6 BIG EAST (2nd)

Creighton earned a No. 5 seed in the NCAA Tournament and defeated UC Santa Barbara and Ohio to reach the program's first Sweet 16 since 1974 before falling against No. 1 Gonzaga ... Creighton started the season ranked 11th in the preseason polls and climbed as high as 7th (AP) and 5th (Coaches) in the polls the week of January 4th ... Highlighting Creighton's wins were an 86-70 win vs. No. 5 Villanova, three triumphs over BIG EAST newcomer Connecticut and runner-up finishes in the BIG EAST regular-season and tournament ... Junior Marcus Zegarowski was named First Team All-BIG EAST and Honorable Mention All-American before being drafted by the Brooklyn Nets ... COVID-19 protocols minimized crowds and limited non-conference play during the season and led to a post-season bubble in Indianapolis.



A veteran squad finished as runner-up in the BIG EAST in 2020-21 and reached the program's first Sweet 16 since 1974.

2021	UC Santa Barbara (22-5)	62									
	#19 Creighton (21-8)	63									
NCAA Tournament First Round											
March 20, 2021	Lucas Oil Stadium Indianapolis, Ind.										
Defining Moment: Christian Bishop made two game-winning free throws with 16.0 seconds left and Creighton held on when Amadou Sow's point-blank lay-up rolled off the rim with two seconds left.											
Key Stat: Creighton won its first NCAA Tournament game since 2014 by closing the game with a 11-4 run.											
UC SANTA BARBARA	fg-a	3fg-a	ft-a	reb	pf	pts	ast	to	blk	stl	min
Miles Norris.....	3-9	1-4	6-6	6	1	13	1	0	1	1	33
Amadou Sow.....	5-8	0-0	2-2	6	5	12	0	1	1	1	25
JaQuori McLaughlin.....	4-9	2-4	3-5	6	1	13	7	2	1	0	39
Deveari Ramsey.....	5-11	1-4	0-0	2	2	11	3	0	0	0	35
Brandon Cyrus.....	2-4	0-2	0-0	4	1	4	0	0	0	0	15
Josh Pierre-Louis.....	0-3	0-2	0-0	1	3	0	3	2	0	0	12
Ajare Sanni.....	1-7	1-4	1-2	2	1	4	1	1	0	0	19
Destin Barnes.....	1-2	0-1	0-0	2	0	2	0	0	0	0	7
Robinson Idehen.....	1-4	0-0	1-2	7	2	3	0	1	0	0	15
Team Rebounds.....											2
Totals.....	22-57	5-21	13-17	36	16	62	15	9	3	2	200
	.386	.238	.765								
#19 CREIGHTON	fg-a	3fg-a	ft-a	reb	pf	pts	ast	to	blk	stl	min
Christian Bishop.....	6-8	0-0	3-5	11	3	15	0	1	2	1	32
Damien Jefferson.....	4-11	0-3	0-0	3	3	8	3	0	0	0	37
Marcus Zegarowski.....	7-11	3-6	0-0	2	1	17	8	6	0	2	38
Mitch Ballock.....	3-10	1-7	1-1	7	3	8	4	0	1	1	37
Denzel Mahoney.....	5-14	3-9	0-0	3	1	13	2	0	0	0	29
Shereef Mitchell.....	1-3	0-0	0-1	1	2	1	1	0	0	0	16
Alex O'Connell.....	0-0	0-0	0-0	0	0	0	0	0	0	0	3
Ryan Kalkbrenner.....	0-1	0-0	0-0	1	2	0	0	0	0	0	8
Team Rebounds.....											2
Totals.....	26-58	7-25	4-7	30	14	63	18	8	3	4	200
	.448	.280	.571								
Officials: Greg Nixon, Tony Chiazza, Keith Kimble											
Technical Fouls: None. Attendance: 0											
Team	1st	2nd	Total	1stFG%	2ndFG%	Total%	Deadball				
UC Santa Barbara	30	32	62	.458	.333	.386	5				
#19 Creighton	34	29	63	.438	.462	.448	2,1				

2021	Ohio (17-8)	58									
	#19 Creighton (22-8)	72									
NCAA Tournament Second Round											
March 22, 2021	Hinkle Fieldhouse Indianapolis, Ind.										
Defining Moment: Creighton went on a 20-5 run to end the first half and led 39-24 at intermission as the Jays clinched their first Sweet 16 bid since 1974.											
Key Stat: Ohio star Jason Preston was limited to four points on 1-of-10 shooting.											
OHIO	fg-a	3fg-a	ft-a	reb	pf	pts	ast	to	blk	stl	min
Ben Roderick.....	4-12	2-8	0-0	6	2	10	0	1	0	1	33
Dwight Wilson.....	5-8	0-0	2-2	9	3	12	0	3	1	1	23
Ben Vander Plas.....	3-12	1-6	2-4	10	2	9	3	6	0	1	38
Jason Preston.....	1-10	0-3	2-4	9	0	4	7	4	0	1	40
Lunden McDay.....	4-14	3-9	0-0	1	4	11	2	0	0	0	32
Miles Brown.....	0-0	0-0	0-0	0	0	0	0	0	0	0	5
Mark Sears.....	2-8	1-4	3-4	1	4	8	0	0	0	1	20
Colin Granger.....	2-2	0-0	0-2	2	2	4	0	0	0	0	9
Team Rebounds.....											6
Totals.....	21-66	7-30	9-16	44	17	58	12	14	1	5	200
	.318	.233	.563								
#19 CREIGHTON	fg-a	3fg-a	ft-a	reb	pf	pts	ast	to	blk	stl	min
Christian Bishop.....	6-7	0-0	0-0	15	3	12	0	2	0	1	32
Damien Jefferson.....	6-13	1-3	2-2	5	2	15	3	2	0	1	34
Marcus Zegarowski.....	7-16	4-7	2-2	3	2	20	2	1	1	1	38
Mitch Ballock.....	3-5	2-3	2-3	5	2	10	5	2	0	2	37
Denzel Mahoney.....	4-12	1-5	2-2	3	3	11	2	1	0	0	34
Antwann Jones.....	0-1	0-0	0-0	0	0	0	0	0	0	0	2
Shereef Mitchell.....	1-4	1-2	1-2	1	3	4	0	0	0	0	10
Alex O'Connell.....	0-1	0-1	0-0	2	0	0	0	1	0	0	3
Jett Canfield.....	0-0	0-0	0-0	0	0	0	0	0	0	0	1
Andrew Merfeld.....	0-0	0-0	0-0	0	0	0	0	0	0	0	0+
Nic Zeil.....	0-0	0-0	0-0	0	0	0	0	0	0	0	0+
Devin Davis.....	0-0	0-0	0-0	0	0	0	0	0	0	0	0+
Ryan Kalkbrenner.....	0-1	0-0	0-2	1	1	0	0	1	1	0	8
Jacob Epperson.....	0-0	0-0	0-0	0	0	0	0	0	0	0	1
Team Rebounds.....											4
Totals.....	27-60	9-21	9-13	39	16	72	12	11	2	5	200
	.450	.429	.692								
Officials: William Ek, Jeb Hartness, Jeff Clark											
Technical Fouls: None. Attendance: 0											
Team	1st	2nd	Total	1stFG%	2ndFG%	Total%	Deadball				
Ohio	24	34	58	.313	.324	.318	4				
#19 Creighton	39	33	72	.500	.385	.450	1,1				

2021	#19 Creighton (22-9)	65									
	#1 Gonzaga (29-0)	83									
NCAA Tournament Regional Semifinal											
March 28, 2021	Hinkle Fieldhouse Indianapolis, Ind.										
Defining Moment: Gonzaga started the game on a 9-2 run and the second half on an 8-2 run as it never trailed.											
Key Stat: Gonzaga shot 59.6 percent from the field overall and 25-of-33 (75.8 percent) from two-point range.											
#19 CREIGHTON	fg-a	3fg-a	ft-a	reb	pf	pts	ast	to	blk	stl	min
Christian Bishop.....	6-9	0-0	0-2	5	3	12	3	3	0	1	21
Damien Jefferson.....	3-10	0-3	0-0	5	3	6	2	5	0	3	32
Marcus Zegarowski.....	7-16	3-7	2-2	3	1	19	2	2	0	1	34
Mitch Ballock.....	1-7	0-0	1-0	5	3	3	0	0	0	0	32
Denzel Mahoney.....	6-13	1-5	0-2	5	1	13	1	0	0	0	31
Antwann Jones.....	0-0	0-0	2-2	1	0	2	0	0	0	0	3
Shereef Mitchell.....	2-4	0-0	0-0	1	1	4	0	0	0	0	17
Alex O'Connell.....	1-2	0-0	0-0	1	1	2	0	0	0	0	5
Jett Canfield.....	0-1	0-0	0-0	1	1	0	0	0	0	0	3
Sami Osmani.....	0-1	0-1	0-0	0	0	0	0	0	0	0	1
Nic Zeil.....	0-0	0-0	0-0	0	0	0	0	0	0	1	2
Devin Davis.....	0-0	0-0	0-0	0	0	0	0	0	0	0	1
Ryan Kalkbrenner.....	1-4	0-0	0-0	2	1	2	0	0	0	2	16
Jacob Epperson.....	0-0	0-0	0-0	0	0	0	0	0	0	1	2
Team Rebounds.....											3
Totals.....	28-69	5-23	4-8	28	12	65	11	11	0	9	200
	.406	.217	.500								
#1 GONZAGA	fg-a	3fg-a	ft-a	reb	pf	pts	ast	to	blk	stl	min
Drew Timme.....	10-14	0-1	2-3	6	3	22	4	4	0	0	27
Corey Kispert.....	5-8	2-3	0-0	7	2	12	1	1	1	2	34
Jalen Suggs.....	3-7	0-2	3-3	5	0	9	6	6	0	2	34
Andrew Nembhard.....	7-9	3-5	0-0	4	2	17	8	1	0	0	36
Joel Ayayi.....	5-13	3-10	0-0	8	2	13	1	2	0	0	34
Julian Strawther.....	0-0	0-0	0-0	0	0	0	0	0	0	0	3
Aaron Cook.....	1-3	1-3	0-0	2	0	3	1	1	0	0	11
Oumar Ballo.....	0-0	0-0	0-0	0	1	0	0	0	0	0	2
Anton Watson.....	3-3	0-0	1-4	2	2	7	2	1	0	1	16
Ben Gregg.....	0-0	0-0	0-0	0	0	0	0	0	0	1	0
Dominick Harris.....	0-0	0-0	0-0	0	0	0	0	0	0	0	2
Team Rebounds.....											1
Totals.....	34-57	9-24	6-10	35	12	83	23	16	2	5	200
	.596	.375	.600								
Officials: Michael Greenstein, Marques Pettigrew, Doug Simons											
Technical Fouls: None. Attendance: 0											
Team	1st	2nd	Total	1stFG%	2ndFG%	Total%	Deadball				
#19 Creighton	33	32	65	.395	.419	.406	4				
#1 Gonzaga	43	40	83	.607	.586	.596	3,2				

NCAA Tournament Teams

2022 NCAA Tournament



Standing (l-r): Ryan Miller, Steve Merfeld, John McKew, Jalen Courtney-Williams, Alex O'Connell, Ryan Hawkins, Arthur Kaluma, Modestas Kancleris, Ryan Kalkbrenner, KeyShawn Feazell, Mason Miller, Zander Yates, Sami Osmani, Len Gordy, Jeff Vanderloo, Alan Huss, Jeremy Anderson. **Sitting (l-r):** Ben McNair, Corey Edwards, Devin Davis, Trey Alexander, Ryan Nembhard, Greg McDermott, Rati Andronikashvili, John Christofilis, Shereef Mitchell, Lucas Vargas, Casey Matthews.

23-12 Overall, 12-7 BIG EAST (4th)

Despite having to replace all five starters from its Sweet 16 team, a top-10 recruiting class helped Creighton return to the NCAA Tournament ... The Bluejays started the season 7-1, including a 77-69 win at Nebraska and a 66-64 buzzer-beating win six days later against Southern Illinois at the Paradise Jam ... CU opened BIG EAST play with a 79-59 win over No. 9 Villanova, a team that would eventually reach the Final Four ... The Bluejays opened 2022 with a 75-69 double-overtime win on New Year's Day at Marquette ... Creighton owned top-25 wins over UConn (twice), BYU and Providence ... Division II transfer Ryan Hawkins led CU in scoring (13.8) and rebounding (7.8) in his lone year in the program ... Ryan Kalkbrenner took home BIG EAST Defensive Player of the Year accolades after averaging 2.6 blocked shots per game ... Three Bluejays were named to the BIG EAST's All-Freshman Team -- Trey Alexander, Arthur Kaluma and BIG EAST Freshman of the Year Ryan Nembhard ... Creighton fell 54-48 to No. 8 Villanova in the BIG EAST Tournament title game and had its season end at the hands of eventual national champion Kansas, 79-72, in the Second Round of the NCAA Tournament in Fort Worth, Texas.



Creighton pushed eventual national champion Kansas to the brink in the Second Round of the 2022 NCAA Tournament.

2022	Creighton (23-11)		San Diego State (23-9)		72 (OT)	69					
NCAA Tournament First Round											
March 17, 2022	Dickies Arena		Fort Worth, Texas								
Defining Moment: Creighton trailed 62-53 with 2:30 left before a 9-0 run to end regulation. CU then ended overtime on a 6-0 run to pull out the comeback win.											
Key Stat: Freshman Trey Alexander scored a career-high 18 points, including the game-tying basket with 11 seconds left in regulation and the go-ahead three-point play with 1:08 left in overtime.											
CREIGHTON	fg-a	3fg-a	ft-a	reb	pf	pts	ast	to	blk	stl	min
Arthur Kaluma	3-10	1-6	5-6	6	4	12	1	5	0	1	44
Ryan Hawkins	4-11	0-3	2-3	8	2	10	1	6	0	3	45
Ryan Kalkbrenner	5-8	0-0	6-6	1	16	3	0	0	1	4	40
Alex O'Connell	6-11	1-3	2-3	8	5	15	2	3	0	1	41
Trey Alexander	7-15	0-2	4-5	4	4	18	5	4	0	2	29
KeyShawn Feazell	0-0	0-0	1-2	0	1	0	1	2	0	0	0
Rati Andronikashvili	0-1	0-0	0-0	3	1	0	1	2	0	0	20
Team Rebounds	2										
Totals	25-56	2-14	20-24	41	17	72	14	20	0	9	225
	.446	.143	.833								
SAN DIEGO STATE	fg-a	3fg-a	ft-a	reb	pf	pts	ast	to	blk	stl	min
Keshad Johnson	3-5	0-2	0-0	2	1	6	2	1	1	1	26
Nathan Mensah	0-1	0-0	0-0	2	5	0	0	0	2	0	13
Matt Bradley	6-19	0-5	4-7	8	4	16	3	4	1	0	35
Trey Pulliam	6-14	2-2	0-2	3	1	14	3	5	0	2	37
Lamont Butler	1-2	1-2	0-0	6	4	3	2	2	0	0	17
Adam Seiko	2-5	1-4	0-0	2	0	5	0	2	0	1	28
Chad Baker-Mazara	5-8	1-2	6-7	3	1	17	1	1	0	0	17
Tahirou Diabate	1-2	0-0	0-0	1	2	2	1	0	1	0	11
Joshua Tomaic	0-1	0-1	0-0	1	1	0	0	0	0	0	10
Aguek Arop	3-7	0-1	0-1	2	1	6	2	0	1	3	31
Team Rebounds	12										
Totals	27-64	5-19	10-17	32	20	69	14	16	6	7	225
	.422	.263	.588								
Officials: Vlad Voyard-Tadal, Brent Hampton, Brian Dorsey											
Technical Fouls: None							Attendance: 10,560				
Team	1st	2nd	OT	Total	1stFG%	2ndFG%	Total%				
Creighton	30	32	10	72	.417	.400	.446	1,2			
San Diego State	37	25	7	69	.452	.385	.422	2,1			

2022	Creighton (23-12)		#3 Kansas (30-6)		72	79					
NCAA Tournament Second Round											
March 19, 2022	Dickies Arena		Fort Worth, Texas								
Defining Moment: Creighton had the ball with a minute left and down by one point before a turnover led to a breakaway dunk from Ochai Agbaji started a game-ending 6-0 run by the Jayhawks.											
Key Stat: Remy Martin had 20 points to help KU own a 25-0 advantage in bench points against a short-handed Bluejay line-up that was without starters Ryan Kalkbrenner and Ryan Nembhard.											
CREIGHTON	fg-a	3fg-a	ft-a	reb	pf	pts	ast	to	blk	stl	min
KeyShawn Feazell	2-5	0-1	0-0	4	3	4	1	1	0	1	19
Arthur Kaluma	8-19	4-10	4-6	12	4	24	3	1	1	1	40
Ryan Hawkins	5-13	3-6	1-1	6	4	14	2	1	1	0	40
Alex O'Connell	3-9	3-8	7-8	2	0	16	3	2	1	2	38
Trey Alexander	3-11	2-3	6-6	3	2	14	9	3	0	1	40
Rati Andronikashvili	0-0	0-0	0-0	1	3	0	0	0	0	1	23
Sami Osmani	0-0	0-0	0-0	0	0	0	0	0	0	0	0+
Devin Davis	0-0	0-0	0-0	0	0	0	0	0	0	0	0+
Modestas Kancleris	0-0	0-0	0-0	0	0	0	0	0	0	0	0+
Team Rebounds	3										
Totals	21-59	12-28	18-21	31	16	72	18	8	3	6	200
	.356	.429	.857								
#3 KANSAS	fg-a	3fg-a	ft-a	reb	pf	pts	ast	to	blk	stl	min
Jalen Wilson	5-14	0-3	4-4	14	4	14	0	0	1	0	32
David McCormack	2-8	0-0	3-3	6	2	7	1	1	2	2	25
Christian Braun	5-9	1-2	2-2	8	1	13	4	2	1	1	38
Dajuan Harris	1-4	1-2	2-2	1	2	5	2	0	0	0	18
Ochai Agbaji	5-14	1-3	4-5	8	4	15	3	1	1	2	34
Remy Martin	7-14	2-5	4-4	7	3	20	4	1	1	0	29
Mitch Lightfoot	0-0	0-0	0-0	1	1	0	0	0	1	0	8
Joseph Yesufu	0-0	0-0	0-0	0	1	0	0	2	0	0	3
KJ Adams Jr.	0-1	0-0	-0	0	0	0	0	0	0	0	4
Jalen Coleman-Lands	2-2	1-1	0-0	1	3	5	0	0	0	0	9
Team Rebounds	1										
Totals	27-66	6-16	19-20	47	21	79	14	7	7	5	200
	.409	.375	.950								
Officials: Jeff Anderson, Tony Padilla, Lamar Simpson											
Technical Fouls: None							Attendance: 12,976				
Team	1st	2nd	Total	1stFG%	2ndFG%	Total%	Deadball				
Creighton	38	34	72	.375	.333	.356	1,1				
#3 Kansas	39	40	79	.412	.406	.409	1				

2022-23 Creighton Men's Basketball
Creighton Combined Team Statistics (as of Mar 17, 2023)
All games

Overall record: 23-12 Conf: 14-6 Home: 13-2 Away: 5-6 Neutral: 5-4

#	Player	gp-gs	min	avg	Total		3-Point		F-Throw		Rebounds					a	to	blk	stl	pts	avg	
					fg-fga	fg%	3fg-fga	3fg%	ft-fa	ft%	off	def	tot	avg	pf							dq
11	Ryan Kalkbrenner	32-32	1025	32.0	202-286	.706	6-18	.333	92-117	.786	80	117	197	6.2	60	0	39	46	69	21	502	15.7
23	Trey Alexander	35-35	1117	31.9	159-356	.447	63-149	.423	94-115	.817	12	135	147	4.2	59	0	92	52	17	38	475	13.6
55	Baylor Scheierman	35-35	1137	32.5	150-359	.418	81-228	.355	58-70	.829	32	256	288	8.2	76	1	114	77	9	37	439	12.5
02	Ryan Nembhard	35-35	1192	34.1	154-355	.434	53-142	.373	72-82	.878	13	126	139	4.0	64	0	167	70	3	25	433	12.4
24	Arthur Kaluma	35-35	1021	29.2	139-330	.421	40-126	.317	96-130	.738	56	155	211	6.0	76	1	59	72	20	19	414	11.8
33	Fredrick King	35-3	304	8.7	52-86	.605	0-0	.000	20-32	.625	37	50	87	2.5	46	0	5	19	26	2	124	3.5
05	Francisco Farabello	32-0	504	15.8	35-108	.324	26-86	.302	3-6	.500	3	36	39	1.2	20	0	30	20	0	15	99	3.1
13	Mason Miller	34-0	321	9.4	26-70	.371	20-53	.377	9-16	.563	17	39	56	1.6	20	0	8	8	0	3	81	2.4
04	Shereef Mitchell	34-0	258	7.6	23-54	.426	10-29	.345	7-11	.636	3	17	20	0.6	31	0	19	14	1	13	63	1.9
10	Zander Yates	10-0	34	3.4	5-15	.333	4-11	.364	3-3	1.000	0	6	6	0.6	2	0	4	1	1	3	17	1.7
01	Ben Shtolzberg	16-0	96	6.0	9-24	.375	3-13	.231	4-5	.800	4	10	14	0.9	7	0	11	4	0	4	25	1.6
14	Sami Osmani	10-0	26	2.6	4-8	.500	1-4	.250	0-0	.000	3	5	8	0.8	2	0	4	0	0	0	9	0.9
21	Evan Young	8-0	15	1.9	2-3	.667	1-2	.500	0-0	.000	0	0	0	0.0	1	0	2	0	0	0	5	0.6
Team											32	51	83				23					
Total.....		35	7050		960-2054	.467	308-861	.358	458-587	.780	292	1003	1295	37.0	464	2	554	406	146	180	2686	76.7
Opponents.....		35	7050		928-2201	.422	219-654	.335	324-444	.730	308	859	1167	33.3	562	4	420	346	100	213	2399	68.5

TEAM STATISTICS	CU	OPP	Date	Opponent	Score	Att.
SCORING	2686	2399	11/07/22	ST. THOMAS	w 72-60	17098
Points per game	76.7	68.5	11/10/22	NORTH DAKOTA	w 96-61	16594
Scoring margin	+8.2	-	11/14/22	HOLY CROSS	w 94-65	15940
FIELD GOALS-ATT	960-2054	928-2201	11/17/22	UC RIVERSIDE	w 80-51	16456
Field goal pct	.467	.422	M 11/21/22	vs #21 Texas Tech	w 76-65	2400
3 POINT FG-ATT	308-861	219-654	M 11/22/22	vs #9 Arkansas	w 90-87	2400
3-point FG pct	.358	.335	M 11/23/22	vs #14 Arizona	L 79-81	2400
3-pt FG made per game	8.8	6.3	12/01/22	at #2 Texas	L 67-72	10896
FREE THROWS-ATT	458-587	324-444	12/04/22	NEBRASKA	L 53-63	17352
Free throw pct	.780	.730	J 12/10/22	vs BYU	L 80-83	2691
F-Throws made per game	13.1	9.3	J 12/12/22	vs Arizona State	L 71-73	2485
REBOUNDS	1295	1167	* 12/16/22	at Marquette	L 58-69	15389
Rebounds per game	37.0	33.3	* 12/22/22	BUTLER	w 78-56	16319
Rebounding margin	+3.7	-	* 12/25/22	DEPAUL	w 80-65	16534
ASSISTS	554	420	* 01/03/23	SETON HALL	w 83-61	16592
Assists per game	15.8	12.0	* 01/07/23	at #4 UConn	L 60-69	10167
TURNOVERS	406	346	* 01/11/23	at #12 Xavier	L 87-90	10224
Turnovers per game	11.6	9.9	* 01/14/23	#19 PROVIDENCE	w 73-67	17443
Turnover margin	-1.7	-	* 01/17/23	at Butler	w 73-52	7329
Assist/turnover ratio	1.4	1.2	* 01/25/23	ST. JOHN'S (NY)	w 104-76	17004
STEALS	180	213	* 01/28/23	#13 XAVIER	w 84-67	18277
Steals per game	5.1	6.1	* 02/01/23	at Georgetown	w 63-53	4042
BLOCKS	146	100	* 02/04/23	VILLANOVA	w 66-61	18509
Blocks per game	4.2	2.9	* 02/08/23	at Seton Hall	w 75-62	8875
ATTENDANCE	257449	177701	* 02/11/23	#21 CONNECTICUT	w 56-53	18286
Home games-Avg/Game	15-17163	11-9687	* 02/14/23	at #24 Providence	Lo2 86-94	12400
Neutral site-Avg/Game	-	9-7905	* 02/18/23	at St. John's (NY)	w 77-67	5602
Score by Periods	1st	2nd	OT	OT2	Totals	
Creighton	1309	1364	11	2	2686	
Opponents	1107	1271	11	10	2399	
						* 02/21/23 #10 MARQUETTE L 71-73 18006
						* 02/25/23 at Villanova L 67-79 17114
						* 03/01/23 GEORGETOWN w 99-59 17039
						* 03/04/23 at DePaul w 84-70 4514
						T 03/09/23 vs Villanova w 87-74 19812
						T 03/10/23 vs #15 Xavier L 60-82 19812
						N 03/17/23 vs NC State w 72-63 19149
						N 03/19/23 vs #11 Baylor w 85-76 0

* = BIG EAST Conference game
M = Maui Jim Maui Invitational (Maui, Hawaii)
J = Jack Jones Hoopfest (Las Vegas, Nev.)
T = BIG EAST Tournament (New York, N.Y.)
N = NCAA Tournament (Denver, Colo.)

2022-23 Creighton Men's Basketball
Creighton Season Schedule/Results & Leaders (as of Mar 20, 2023)
All games

RECORD:	OVERALL	HOME	AWAY	NEUTRAL
ALL GAMES	23-12	13-2	5-6	5-4
CONFERENCE	14-6	9-1	5-5	0-0
NON-CONFERENCE	9-6	4-1	0-1	5-4

Date	Opponent	Score	Att.	High Points	High Rebounds
11/07/22	ST. THOMAS	W 72-60	17098	(17)Arthur Kaluma	(10)Baylor Scheierman
11/10/22	NORTH DAKOTA	W 96-61	16594	(24)Ryan Kalkbrenner	(10)Baylor Scheierman
11/14/22	HOLY CROSS	W 94-65	15940	(22)Ryan Kalkbrenner	(9)Baylor Scheierman
11/17/22	UC RIVERSIDE	W 80-51	16456	(17)Baylor Scheierman	(9)Trey Alexander
11/21/22	Mvs #21 Texas Tech	W 76-65	2400	(18)Arthur Kaluma	(12)Baylor Scheierman
11/22/22	Mvs #9 Arkansas	W 90-87	2400	(25)Ryan Nembhard	(7)Ryan Kalkbrenner
					(7)Baylor Scheierman
11/23/22	Mvs #14 Arizona	79-81	L 2400	(20)Ryan Nembhard	(11)Baylor Scheierman
12/01/22	at #2 Texas	67-72	L 10896	(20)Ryan Kalkbrenner	(13)Ryan Kalkbrenner
12/04/22	NEBRASKA	53-63	L 17352	(16)Francisco Farabello	(11)Baylor Scheierman
12/10/22	Jvs BYU	80-83	L 2691	(27)Arthur Kaluma	(11)Baylor Scheierman
12/12/22	Jvs Arizona State	71-73	L 2485	(18)Baylor Scheierman	(11)Fredrick King
12/16/22	*at Marquette	58-69	L 15389	(16)Fredrick King	(11)Baylor Scheierman
12/22/22	*BUTLER	W 78-56	16319	(19)Ryan Kalkbrenner	(8)Baylor Scheierman
12/25/22	*DEPAUL	W 80-65	16534	(32)Trey Alexander	(10)Baylor Scheierman
01/03/23	*SETON HALL	W 83-61	16592	(17)Ryan Kalkbrenner	(11)Arthur Kaluma
01/07/23	*at #4 UConn	60-69	L 10167	(14)Arthur Kaluma	(16)Arthur Kaluma
01/11/23	*at #12 Xavier	87-90	L 10224	(25)Baylor Scheierman	(9)Arthur Kaluma
01/14/23	*#19 PROVIDENCE	W 73-67	17443	(21)Ryan Kalkbrenner	(7)Baylor Scheierman
					(7)Ryan Kalkbrenner
01/17/23	*at Butler	W 73-52	7329	(12)Baylor Scheierman	(11)Ryan Nembhard
				(12)Ryan Nembhard	
01/25/23	*ST. JOHN'S (NY)	W 104-76	17004	(17)Baylor Scheierman	(10)Baylor Scheierman
01/28/23	*#13 XAVIER	W 84-67	18277	(20)Arthur Kaluma	(10)Ryan Nembhard
02/01/23	*at Georgetown	W 63-53	4042	(16)Ryan Kalkbrenner	(11)Baylor Scheierman
02/04/23	*VILLANOVA	W 66-61	18509	(27)Trey Alexander	(8)Arthur Kaluma
02/08/23	*at Seton Hall	W 75-62	8875	(19)Baylor Scheierman	(9)Baylor Scheierman
02/11/23	*#21 CONNECTICUT	W 56-53	18286	(17)Trey Alexander	(9)Baylor Scheierman
02/14/23	*at #24 Providence	86-94	Lo2 12400	(21)Ryan Nembhard	(10)Ryan Nembhard
02/18/23	*at St. John's (NY)	W 77-67	5602	(16)Ryan Nembhard	(8)Ryan Kalkbrenner
02/21/23	*#10 MARQUETTE	W 71-73	L 18006	(18)Baylor Scheierman	(13)Baylor Scheierman
02/25/23	*at Villanova	67-79	L 17114	(19)Arthur Kaluma	(6)Arthur Kaluma
03/01/23	*GEORGETOWN	W 99-59	17039	(25)Trey Alexander	(13)Baylor Scheierman
03/04/23	*at DePaul	W 84-70	4514	(21)Trey Alexander	(11)Ryan Nembhard
03/09/23	Tvs Villanova	W 87-74	19812	(21)Ryan Kalkbrenner	(12)Baylor Scheierman
03/10/23	Tvs #15 Xavier	60-82	L 19812	(18)Ryan Kalkbrenner	(7)Baylor Scheierman
03/17/23	Nvs NC State	W 72-63	19149	(31)Ryan Kalkbrenner	(9)Arthur Kaluma
03/19/23	Nvs #11 Baylor	W 85-76		(30)Ryan Nembhard	(8)Trey Alexander

* = BIG EAST Conference game
M = Maui Jim Maui Invitational (Maui, Hawaii)
J = Jack Jones Hoopfest (Las Vegas, Nev.)
T = BIG EAST Tournament (New York, N.Y.)
N = NCAA Tournament (Denver, Colo.)

Attendance Summary	Games	Attend	Avg/Game
Home	15	257449	17163
Away	11	106552	9687
Neutral	9	71149	7905
Total	35	435150	12433

2022-23 Creighton Men's Basketball
Creighton Combined Team Statistics (as of Mar 20, 2023)
NCAA Tourney Only

RECORD:	OVERALL	HOME	AWAY	NEUTRAL
ALL GAMES	2-0	0-0	0-0	2-0
CONFERENCE	0-0	0-0	0-0	0-0
NON-CONFERENCE	2-0	0-0	0-0	2-0

#	Player	gp-gs	min	avg	Total		3-Point		F-Throw		Rebounds				pf	dq	a	to	blk	stl	pts	avg		
					fg-fga	fg%	3fg-fga	3fg%	ft-fta	ft%	off	def	tot	avg										
11	Ryan Kalkbrenner	2-2	71	35.5	15-24	.625	1-1	1.000	10-11	.909	5	9	14	7.0	7	0	2	1	4	0	41	20.5		
02	Ryan Nembhard	2-2	76	38.0	12-22	.545	4-9	.444	12-12	1.000	0	5	5	2.5	5	0	5	1	0	3	40	20.0		
23	Trey Alexander	2-2	74	37.0	9-25	.360	1-8	.125	7-8	.875	0	10	10	5.0	2	0	7	5	1	3	26	13.0		
24	Arthur Kaluma	2-2	59	29.5	6-11	.545	1-5	.200	8-8	1.000	5	11	16	8.0	4	0	6	6	2	0	21	10.5		
55	Baylor Scheierman	2-2	64	32.0	6-20	.300	4-15	.267	2-2	1.000	1	11	12	6.0	4	0	7	6	1	0	18	9.0		
05	Francisco Farabello	2-0	38	19.0	4-7	.571	3-5	.600	0-0	.000	0	3	3	1.5	4	0	2	1	0	1	11	5.5		
04	Shereef Mitchell	2-0	4	2.0	0-0	.000	0-0	.000	0-0	.000	0	1	1	0.5	0	0	0	1	0	0	0	0.0		
33	Fredrick King	2-0	7	3.5	0-0	.000	0-0	.000	0-0	.000	1	1	2	1.0	4	0	0	0	0	0	0	0.0		
13	Mason Miller	1-0	7	7.0	0-2	.000	0-1	.000	0-0	.000	0	2	2	2.0	0	0	0	0	0	0	0	0.0		
Team											1	2	3											
Total.....		2	400		52-111	.468	14-44	.318	39-41	.951	13	55	68	34.0	30	0	29	22	8	7	157	78.5		
Opponents.....		2	400		53-127	.417	8-36	.222	25-34	.735	20	44	64	32.0	39	0	8	16	6	9	139	69.5		

TEAM STATISTICS	CU	OPP	Date	Opponent	Score	Att.
SCORING	157	139	N 03/17/23	vs NC State	w 72-63	19149
Points per game	78.5	69.5	N 03/19/23	vs #11 Baylor	w 85-76	0
Scoring margin	+9.0	-	* = BIG EAST Conference game			
FIELD GOALS-ATT	52-111	53-127	M = Maui Jim Maui Invitational (Maui, Hawaii)			
Field goal pct	.468	.417	J = Jack Jones Hoopfest (Las Vegas, Nev.)			
3 POINT FG-ATT	14-44	8-36	T = BIG EAST Tournament (New York, N.Y.)			
3-point FG pct	.318	.222	N = NCAA Tournament (Denver, Colo.)			
3-pt FG made per game	7.0	4.0				
FREE THROWS-ATT	39-41	25-34				
Free throw pct	.951	.735				
F-Throws made per game	19.5	12.5				
REBOUNDS	68	64				
Rebounds per game	34.0	32.0				
Rebounding margin	+2.0	-				
ASSISTS	29	8				
Assists per game	14.5	4.0				
TURNOVERS	22	16				
Turnovers per game	11.0	8.0				
Turnover margin	-3.0	-				
Assist/turnover ratio	1.3	0.5				
STEALS	7	9				
Steals per game	3.5	4.5				
BLOCKS	8	6				
Blocks per game	4.0	3.0				
ATTENDANCE	0	19149				
Home games-Avg/Game	0-0	0-0				
Neutral site-Avg/Game	-	2-9574				

Score by Periods	1st	2nd	Totals
Creighton	67	90	157
Opponents	55	84	139

**2022-23 Creighton Men's Basketball
Creighton Combined Team Statistics (as of Mar 04, 2023)
BIG EAST games only**

RECORD:	OVERALL	HOME	AWAY	NEUTRAL
ALL GAMES	14-6	9-1	5-5	0-0
CONFERENCE	14-6	9-1	5-5	0-0
NON-CONFERENCE	0-0	0-0	0-0	0-0

#	Player	gp-gs	min	avg	Total		3-Point		F-Throw		Rebounds				pf	dq	a	to	blk	stl	pts	avg
					fg-fga	fg%	3fg-fga	3fg%	ft-fa	ft%	off	def	tot	avg								
11	Ryan Kalkbrenner	19-19	616	32.4	110-163	.675	1-8	.125	58-73	.795	44	65	109	5.7	40	0	27	31	48	12	279	14.7
23	Trey Alexander	20-20	645	32.2	101-213	.474	42-96	.438	49-64	.766	5	72	77	3.9	34	0	56	27	9	19	293	14.7
55	Baylor Scheierman	20-20	669	33.5	89-206	.432	45-126	.357	33-38	.868	17	134	151	7.6	44	1	69	52	4	26	256	12.8
02	Ryan Nembhard	20-20	699	35.0	90-200	.450	32-80	.400	33-38	.868	8	89	97	4.9	35	0	85	44	1	16	245	12.3
24	Arthur Kaluma	20-20	597	29.9	76-183	.415	20-62	.323	52-71	.732	36	102	138	6.9	47	0	33	42	11	11	224	11.2
33	Fredrick King	20-1	169	8.5	29-46	.630	0-0	.000	12-17	.706	21	27	48	2.4	29	0	3	10	12	1	70	3.5
04	Shereef Mitchell	19-0	144	7.6	18-32	.563	8-17	.471	4-5	.800	1	8	9	0.5	16	0	6	8	0	3	48	2.5
10	Zander Yates	5-0	16	3.2	4-8	.500	3-5	.600	1-1	1.000	0	3	3	0.6	1	0	3	1	1	1	12	2.4
05	Francisco Farabello	17-0	249	14.6	14-48	.292	10-38	.263	2-3	.667	1	23	24	1.4	5	0	15	9	0	5	40	2.4
13	Mason Miller	20-0	177	8.9	13-42	.310	10-35	.286	7-8	.875	11	19	30	1.5	12	0	6	6	0	3	43	2.2
14	Sami Osmani	6-0	15	2.5	2-3	.667	1-2	.500	0-0	.000	3	1	4	0.7	2	0	3	0	0	0	5	0.8
21	Evan Young	4-0	7	1.8	1-1	1.000	1-1	1.000	0-0	.000	0	0	0	0.0	0	0	0	0	0	0	3	0.8
01	Ben Shtolzberg	9-0	47	5.2	1-7	.143	1-5	.200	3-4	.750	0	4	4	0.4	3	0	7	2	0	2	6	0.7
Team											22	33	55				16					
Total.....		20	4050		548-1152	.476	174-475	.366	254-322	.789	169	580	749	37.5	268	1	313	248	86	99	1524	76.2
Opponents.....		20	4050		508-1242	.409	119-367	.324	208-277	.751	175	467	642	32.1	313	1	233	187	63	133	1343	67.2

TEAM STATISTICS	CU	OPP	Date	Opponent	Score	Att.
SCORING	1524	1343	* 12/16/22	at Marquette	L 58-69	15389
Points per game	76.2	67.2	* 12/22/22	BUTLER	W 78-56	16319
Scoring margin	+9.1	-	* 12/25/22	DEPAUL	W 80-65	16534
FIELD GOALS-ATT	548-1152	508-1242	* 01/03/23	SETON HALL	W 83-61	16592
Field goal pct	.476	.409	* 01/07/23	at #4 UConn	L 60-69	10167
3 POINT FG-ATT	174-475	119-367	* 01/11/23	at #12 Xavier	L 87-90	10224
3-point FG pct	.366	.324	* 01/14/23	#19 PROVIDENCE	W 73-67	17443
3-pt FG made per game	8.7	6.0	* 01/17/23	at Butler	W 73-52	7329
FREE THROWS-ATT	254-322	208-277	* 01/25/23	ST. JOHN'S (NY)	W 104-76	17004
Free throw pct	.789	.751	* 01/28/23	#13 XAVIER	W 84-67	18277
F-Throws made per game	12.7	10.4	* 02/01/23	at Georgetown	W 63-53	4042
REBOUNDS	749	642	* 02/04/23	VILLANOVA	W 66-61	18509
Rebounds per game	37.5	32.1	* 02/08/23	at Seton Hall	W 75-62	8875
Rebounding margin	+5.4	-	* 02/11/23	#21 CONNECTICUT	W 56-53	18286
ASSISTS	313	233	* 02/14/23	at #24 Providence	Lo2 86-94	12400
Assists per game	15.7	11.7	* 02/18/23	at St. John's (NY)	W 77-67	5602
TURNOVERS	248	187	* 02/21/23	#10 MARQUETTE	L 71-73	18006
Turnovers per game	12.4	9.4	* 02/25/23	at Villanova	L 67-79	17114
Turnover margin	-3.0	-	* 03/01/23	GEORGETOWN	W 99-59	17039
Assist/turnover ratio	1.3	1.2	* 03/04/23	at DePaul	W 84-70	4514
STEALS	99	133				
Steals per game	5.0	6.7				
BLOCKS	86	63				
Blocks per game	4.3	3.2				
ATTENDANCE	174009	95656				
Home games-Avg/Game	10-17401	10-9566				
Neutral site-Avg/Game	-	0-0				

* = BIG EAST Conference game
M = Maui Jim Maui Invitational (Maui, Hawaii)
J = Jack Jones Hoopfest (Las Vegas, Nev.)

Score by Periods	1st	2nd	OT	OT2	Totals
Creighton	773	738	11	2	1524
Opponents	632	690	11	10	1343

Creighton Men's Basketball Individual Career History

Trey Alexander

Season	gp-gs	min/avg	Total		3-Point		F-Throws		Rebounds				Scoring							
			fg-fga	pct	fg-fga	pct	ft-fa	pct	off	def	tot	avg	pf	fo	ast	to	blk	stl	pts	avg
2021-22	35-13	933/26.7	89-211	.422	18-64	.281	63-77	.818	10	121	131	3.7	68	1	86	64	10	25	259	7.4
2022-23	35-35	1117/31.9	159-356	.447	63-149	.423	94-115	.817	12	135	147	4.2	59	0	92	52	17	38	475	13.6
TOTAL	70-48	2050/29.3	248-567	.437	81-213	.380	157-192	.818	22	256	278	4.0	127	1	178	116	27	63	734	10.5

Francisco Farabello

Season	gp-gs	min/avg	Total		3-Point		F-Throws		Rebounds				Scoring							
			fg-fga	pct	fg-fga	pct	ft-fa	pct	off	def	tot	avg	pf	fo	ast	to	blk	stl	pts	avg
2019-20*	30-7	618/20.6	38-93	.409	25-61	.410	11-13	.846	5	38	43	1.4	36	0	65	36	4	24	112	3.7
2020-21*	9-5	219/24.3	17-39	.436	13-29	.448	1-5	.200	0	15	15	1.7	11	0	21	4	0	10	48	5.3
2021-22*	34-6	646/19.0	47-122	.385	38-99	.384	27-30	.900	8	76	84	2.5	25	0	43	28	1	19	159	4.7
2022-23	32-0	504/15.8	35-108	.324	26-86	.302	3-6	.500	3	36	39	1.2	20	0	30	20	0	15	99	3.1
TOTAL	32-0	504/15.8	35-108	.324	26-86	.302	3-6	.500	3	36	39	1.2	20	0	30	20	0	15	99	3.1
All*	105-18	1987/18.9	137-362	.378	102-275	.371	42-54	.778	16	165	181	1.7	92	0	159	88	5	68	418	4.0

* Statistics from prior team/school

Jasen Green

Ryan Kalkbrenner

Season	gp-gs	min/avg	Total		3-Point		F-Throws		Rebounds				Scoring							
			fg-fga	pct	fg-fga	pct	ft-fa	pct	off	def	tot	avg	pf	fo	ast	to	blk	stl	pts	avg
2020-21	31-0	422/13.6	80-124	.645	0-2	.000	22-45	.489	47	61	108	3.5	48	0	10	16	38	6	182	5.9
2021-22	34-34	996/29.3	173-268	.646	3-12	.250	95-129	.736	134	127	261	7.7	48	0	31	47	89	15	444	13.1
2022-23	32-32	1025/32.0	202-286	.706	6-18	.333	92-117	.786	80	117	197	6.2	60	0	39	46	69	21	502	15.7
TOTAL	97-66	2443/25.2	455-678	.671	9-32	.281	209-291	.718	261	305	566	5.8	156	0	80	109	196	42	1128	11.6

Arthur Kaluma

Season	gp-gs	min/avg	Total		3-Point		F-Throws		Rebounds				Scoring							
			fg-fga	pct	fg-fga	pct	ft-fa	pct	off	def	tot	avg	pf	fo	ast	to	blk	stl	pts	avg
2021-22	31-30	830/26.8	124-279	.444	27-102	.265	47-70	.671	36	130	166	5.4	78	2	40	79	18	19	322	10.4
2022-23	35-35	1021/29.2	139-330	.421	40-126	.317	96-130	.738	56	155	211	6.0	76	1	59	72	20	19	414	11.8
TOTAL	66-65	1851/28.0	263-609	.432	67-228	.294	143-200	.715	92	285	377	5.7	154	3	99	151	38	38	736	11.2

Fredrick King

Season	gp-gs	min/avg	Total		3-Point		F-Throws		Rebounds				Scoring							
			fg-fga	pct	fg-fga	pct	ft-fa	pct	off	def	tot	avg	pf	fo	ast	to	blk	stl	pts	avg
2022-23	35-3	304/8.7	52-86	.605	0-0	.000	20-32	.625	37	50	87	2.5	46	0	5	19	26	2	124	3.5
TOTAL	35-3	304/8.7	52-86	.605	0-0	.000	20-32	.625	37	50	87	2.5	46	0	5	19	26	2	124	3.5

Mason Miller

Season	gp-gs	min/avg	Total		3-Point		F-Throws		Rebounds				Scoring							
			fg-fga	pct	fg-fga	pct	ft-fa	pct	off	def	tot	avg	pf	fo	ast	to	blk	stl	pts	avg
2022-23	34-0	321/9.4	26-70	.371	20-53	.377	9-16	.563	17	39	56	1.6	20	0	8	8	0	3	81	2.4
TOTAL	34-0	321/9.4	26-70	.371	20-53	.377	9-16	.563	17	39	56	1.6	20	0	8	8	0	3	81	2.4

Creighton Men's Basketball Individual Career History

Shereef Mitchell

Season	gp-gs	min/avg	Total		3-Point		F-Throws		Rebounds				Other					Scoring		
			fg-fga	pct	fg-fga	pct	ft-fta	pct	off	def	tot	avg	pf	fo	ast	to	blk	stl	pts	avg
2019-20	27-2	372/13.8	29-65	.446	1-12	.083	15-22	.682	6	32	38	1.4	38	0	39	23	1	20	74	2.7
2020-21	30-2	432/14.4	35-82	.427	12-33	.364	17-23	.739	4	39	43	1.4	49	0	46	22	1	22	99	3.3
2021-22	6-0	100/16.7	8-22	.364	0-5	.000	5-6	.833	1	9	10	1.7	9	0	8	8	0	5	21	3.5
2022-23	34-0	258/7.6	23-54	.426	10-29	.345	7-11	.636	3	17	20	0.6	31	0	19	14	1	13	63	1.9
TOTAL	97-4	1162/12.0	95-223	.426	23-79	.291	44-62	.710	14	97	111	1.1	127	0	112	67	3	60	257	2.6

Ryan Nembhard

Season	gp-gs	min/avg	Total		3-Point		F-Throws		Rebounds				Other					Scoring		
			fg-fga	pct	fg-fga	pct	ft-fta	pct	off	def	tot	avg	pf	fo	ast	to	blk	stl	pts	avg
2021-22	27-27	940/34.8	115-285	.404	33-106	.311	41-56	.732	6	79	85	3.1	56	2	119	85	1	34	304	11.3
2022-23	35-35	1192/34.1	154-355	.434	53-142	.373	72-82	.878	13	126	139	4.0	64	0	167	70	3	25	433	12.4
TOTAL	62-62	2132/34.4	269-640	.420	86-248	.347	113-138	.819	19	205	224	3.6	120	2	286	155	4	59	737	11.9

Sami Osmani

Season	gp-gs	min/avg	Total		3-Point		F-Throws		Rebounds				Other					Scoring		
			fg-fga	pct	fg-fga	pct	ft-fta	pct	off	def	tot	avg	pf	fo	ast	to	blk	stl	pts	avg
2020-21	9-0	22/2.4	3-9	.333	0-4	.000	0-0	.000	1	2	3	0.3	3	0	0	0	0	1	6	0.7
2021-22	8-0	13/1.6	0-5	.000	0-3	.000	0-1	.000	2	2	4	0.5	1	0	0	0	0	0	0	0.0
2022-23	10-0	26/2.6	4-8	.500	1-4	.250	0-0	.000	3	5	8	0.8	2	0	4	0	0	0	9	0.9
TOTAL	27-0	61/2.3	7-22	.318	1-11	.091	0-1	.000	6	9	15	0.6	6	0	4	0	0	1	15	0.6

Baylor Scheierman

Season	gp-gs	min/avg	Total		3-Point		F-Throws		Rebounds				Other					Scoring		
			fg-fga	pct	fg-fga	pct	ft-fta	pct	off	def	tot	avg	pf	fo	ast	to	blk	stl	pts	avg
2019-20*	32-3	646/20.2	70-164	.427	19-77	.247	32-48	.667	25	124	149	4.7	71	2	71	64	6	12	191	6.0
2020-21*	23-23	811/35.3	119-239	.498	57-130	.438	60-71	.845	13	199	212	9.2	28	0	91	45	4	24	355	15.4
2021-22*	35-35	1164/33.3	194-382	.508	83-177	.469	97-121	.802	17	257	274	7.8	70	0	158	68	5	47	568	16.2
2022-23	35-35	1137/32.5	150-359	.418	81-228	.355	58-70	.829	32	256	288	8.2	76	1	114	77	9	37	439	12.5
TOTAL	35-35	1137/32.5	150-359	.418	81-228	.355	58-70	.829	32	256	288	8.2	76	1	114	77	9	37	439	12.5
All*	125-96	3758/30.1	533-1144	.466	240-612	.392	247-310	.797	87	836	923	7.4	245	3	434	254	24	120	1553	12.4

* Statistics from prior team/school

Ben Shtolberg

Season	gp-gs	min/avg	Total		3-Point		F-Throws		Rebounds				Other					Scoring		
			fg-fga	pct	fg-fga	pct	ft-fta	pct	off	def	tot	avg	pf	fo	ast	to	blk	stl	pts	avg
2022-23	16-0	96/6.0	9-24	.375	3-13	.231	4-5	.800	4	10	14	0.9	7	0	11	4	0	4	25	1.6
TOTAL	16-0	96/6.0	9-24	.375	3-13	.231	4-5	.800	4	10	14	0.9	7	0	11	4	0	4	25	1.6

Zander Yates

Season	gp-gs	min/avg	Total		3-Point		F-Throws		Rebounds				Other					Scoring		
			fg-fga	pct	fg-fga	pct	ft-fta	pct	off	def	tot	avg	pf	fo	ast	to	blk	stl	pts	avg
2022-23	10-0	34/3.4	5-15	.333	4-11	.364	3-3	1.000	0	6	6	0.6	2	0	4	1	1	3	17	1.7
TOTAL	10-0	34/3.4	5-15	.333	4-11	.364	3-3	1.000	0	6	6	0.6	2	0	4	1	1	3	17	1.7

Evan Young

Season	gp-gs	min/avg	Total		3-Point		F-Throws		Rebounds				Other					Scoring		
			fg-fga	pct	fg-fga	pct	ft-fta	pct	off	def	tot	avg	pf	fo	ast	to	blk	stl	pts	avg
2022-23	8-0	15/1.9	2-3	.667	1-2	.500	0-0	.000	0	0	0	0.0	1	0	2	0	0	0	5	0.6
TOTAL	8-0	15/1.9	2-3	.667	1-2	.500	0-0	.000	0	0	0	0.0	1	0	2	0	0	0	5	0.6

2023 NCAA DIVISION I MEN'S BASKETBALL CHAMPIONSHIP

FIRST ROUND MARCH 16-17	SECOND ROUND MARCH 18-19	SWEET 16® MARCH 20-24	ELITE 8® MARCH 25-26	NATIONAL SEMIFINALS APRIL 1	NATIONAL CHAMPIONSHIP APRIL 3	NATIONAL SEMIFINALS APRIL 1	ELITE 8® MARCH 25-26	SWEET 16® MARCH 20-24	SECOND ROUND MARCH 18-19	FIRST ROUND MARCH 16-17
I Alabama (28 - 5)	I Alabama (85-75)	I AAM Corpus Christi 75	I Mississippi St. 59	I Mississippi St. 59	I Texas Southern 61	I Texas Southern 61	I Arizona St. 98	I Houston (83-52)	I Houston (63-52)	I Houston (31 - 3)
II Maryland (21 - 12)	II Maryland (94-60) TBS	II Southeast Mo. St. 71	II Pittsburgh 60	II Pittsburgh 60	II Florida 84	II Florida 84	II Nevada 73	II Northern Ky. (22 - 12)	II Northern Ky. (19 - 13)	II Iowa St. (19 - 13)
III West Virginia (19 - 14)	III Maryland (97-65)							III Iowa St. (25 - 7)	III Iowa St. (26 - 8)	III Xavier (25 - 9)
IV San Diego St. (27 - 6)	IV San Diego St. (63-57)							IV Auburn (83-75)	IV Auburn (83-75)	IV Xavier (22-87)
V Virginia (25 - 7)	V Virginia (68-67)							V Miami (85-69)	V Miami (85-69)	V Penn St. (76-59)
VI Furman (27 - 7)	VI Furman (68-67)							VI Miami (63-56)	VI Miami (63-56)	VI Texas (81-61)
VII Creighton (21 - 12)	VII Creighton (72-63)							VII Indiana (71-60)	VII Indiana (71-60)	VII Colgate (26 - 8)
VIII NC State (23 - 10)	VIII NC State (74-56)							VIII Kansas (96-88)	VIII Kansas (96-88)	VIII Kansas (27 - 7)
IX Baylor (74-56)	IX Baylor (74-56)							IX Missouri (76-65)	IX Missouri (76-65)	IX Howard (22 - 12)
X UC Santa Barbara (27 - 7)	X UC Santa Barbara (67 - 7)							X Arkansas (72-71)	X Arkansas (72-71)	X Arkansas (20 - 13)
XI Missouri (24 - 9)	XI Missouri (76-65)							XI Arkansas (73-63)	XI Arkansas (73-63)	XI Illinois (20 - 12)
XII Utah St. (28 - 8)	XII Utah St. (28 - 8)							XII Saint Mary's (83-51)	XII Saint Mary's (83-51)	XII Saint Mary's (26 - 7)
XIII Arizona (28 - 6)	XIII Arizona (68-55)							XIII UConn (70-65)	XIII UConn (70-65)	XIII UConn (25 - 8)
XIV Princeton (21 - 8)	XIV Princeton (68-55)							XIV UConn (87-63)	XIV UConn (87-63)	XIV UConn (27 - 7)
XV Purdue (29 - 5)	XV Purdue (69-58)							XV Gonzaga (84-81)	XV Gonzaga (84-81)	XV Gonzaga (28 - 5)
XVI FDU	XVI FDU (75-70)							XVI Gonzaga (83-70)	XVI Gonzaga (83-70)	XVI Grand Canyon (24 - 11)
XVII Memphis (28 - 8)	XVII Memphis (74-58)							XVII Northwestern (75-67)	XVII Northwestern (75-67)	XVII Boise St. (24 - 9)
XVIII Fla. Atlantic (31 - 3)	XVIII Fla. Atlantic (74-51)							XVIII UCLA (86-53)	XVIII UCLA (86-53)	XVIII UCLA (29 - 9)
XIX Duke (28 - 8)	XIX Duke (74-51)							XIX UCLA (86-53)	XIX UCLA (86-53)	XIX UC Asheville (27 - 7)
XX Oral Roberts (30 - 4)	XX Oral Roberts (65-52)									
XXI Tennessee (23 - 10)	XXI Tennessee (65-52)									
XXII Louisiana (28 - 7)	XXII Louisiana (68-55)									
XXIII Kentucky (21 - 11)	XXIII Kentucky (61-53)									
XXIV Providence (21 - 11)	XXIV Providence (75-59)									
XXV Kansas St. (23 - 9)	XXV Kansas St. (77-65)									
XXVI Montana St. (25 - 9)	XXVI Montana St. (72-62)									
XXVII Michigan St. (19 - 12)	XXVII Michigan St. (72-62)									
XXVIII Bowling Green (22 - 9)	XXVIII Bowling Green (78-61)									
XXIX Marquette (29 - 6)	XXIX Marquette (78-61)									
XXX Vermont (23 - 10)	XXX Vermont (78-61)									



NATIONAL CHAMPIONSHIP APRIL 3



#MARCHMADNESS
Watch the NCAA March Madness on TV
at www.ncaa.com/marchmadness

All time are approximate

©2023 NCAA. All rights reserved. NCAA and March Madness are trademarks of the National Collegiate Athletic Association. All other trademarks are the property of their respective owners. The four evening games will alternate to first round dates to be determined by the committee during selection weekend. First round times and regional sites will be placed in the bracket by the committee on March 12.

ALL TIMES EASTERN...